





EXHIBIT 3 - EUT INTERNAL PHOTOGRAPHS

<p>EUT Housing and Board View 1</p>	
<p>EUT Housing and Board View 2</p>	

<p style="text-align: center;">Solder Board-Component View 1</p>	 <p>A photograph of a green printed circuit board (PCB) component, labeled 'Solder Board-Component View 1'. The board is rectangular with rounded corners and features four large, circular, textured solder pads arranged in a row. It is placed on a blue textured surface next to a black ruler with white markings in millimeters. The ruler shows the board is approximately 100 mm long and 40 mm wide.</p>
<p style="text-align: center;">Solder Board-Component View 2</p>	 <p>A photograph of the same green PCB component, labeled 'Solder Board-Component View 2', showing the reverse side. This view reveals various electronic components including a battery, a microcontroller, and several integrated circuits. The board is placed on a blue textured surface next to a black ruler with white markings in millimeters. The ruler shows the board is approximately 100 mm long and 40 mm wide.</p>

Antenna View

