



588 West Jindu Road, Xinqiao, Songjiang, 201612 Shanghai, China
Telephone: +86 (0) 21 6191 5666
Fax: +86 (0) 21 6191 5678
ee.shanghai@sgs.com

Report No.: SHEM161000659103
Page: 1 of 7

1 Cover Page

RF Exposure REPORT

Application No.:	SHEM1610006591CR
Applicant:	HCS (Suzhou) Limited
FCC ID:	2AGOFRC360
Equipment Under Test (EUT): NOTE: The following sample(s) submitted was/were identified on behalf of the client as	
Product Name:	Remote Control
Model No.(EUT):	RC3602301/01BR
Add Model No.:	RC3602302/01BR
Standards:	FCC PART 15 Subpart C: 2015
Date of Receipt:	2016-08-10
Date of Test:	2016-08-10 to 2016-11-10
Date of Issue:	2016-11-11
Test Result:	Pass*

* In the configuration tested, the EUT detailed in this report complied with the standards specified above.






The manufacturer should ensure that all products in series production are in conformity with the product sample detailed in this report. If the product in this report is used in any configuration other than that detailed in the report, the manufacturer must ensure the new system complies with all relevant standards.

The report must not be used by the client to claim product certification, approval, or endorsement by NVLAP, NIST, or any agency of the federal government. All test results in this report can be traceable to National or International Standards.

This document is issued by the Company subject to its General Conditions of Service printed overleaf, available on request or accessible at www.sgs.com/terms_and_conditions.htm and, for electronic format documents, subject to Terms and Conditions for Electronic Documents at www.sgs.com/terms_e-document.htm. Attention is drawn to the limitation of liability, indemnification and jurisdiction issues defined therein. Any holder of this document is advised that information contained hereon reflects the Company's findings at the time of its intervention only and within the limits of Client's instructions, if any. The Company's sole responsibility is to its Client and this document does not exonerate parties to a transaction from exercising all their rights and obligations under the transaction documents. This document cannot be reproduced except in full, without prior written approval of the Company. Any unauthorized alteration, forgery or falsification of the content or appearance of this document is unlawful and offenders may be prosecuted to the fullest extent of the law. Unless otherwise stated the results shown in this test report refer only to the sample(s) tested and such sample(s) are retained for 90 days only.

2 Version

Revision Record				
Version	Chapter	Date	Modifier	Remark
00	/	2016-11-11	/	Original

Authorized for issue by:			
Engineer		Eddy Zong _____	 _____
		Print Name	
Clerk		Vincent Zhu _____	 _____
		Print Name	
Reviewer		Parlam Zhan _____	 _____
		Print Name	

3 Contents

	Page
1 COVER PAGE.....	1
2 VERSION.....	2
3 CONTENTS.....	3
4 GENERAL INFORMATION.....	4
4.1 CLIENT INFORMATION.....	4
4.2 GENERAL DESCRIPTION OF E.U.T.....	4
4.3 TECHNICAL SPECIFICATIONS.....	4
4.4 TEST LOCATION.....	5
4.5 TEST FACILITY.....	5
5 TEST STANDARDS AND LIMITS.....	6
6 MEASUREMENT AND CALCULATION.....	7
6.1 MAXIMUM TRANSMIT POWER.....	7
6.2 RF EXPOSURE CALCULATION.....	7
7 EUT CONSTRUCTIONAL DETAILS.....	7

4 General Information

4.1 Client Information

Applicant:	HCS (Suzhou) Limited
Address of Applicant:	19F-20F, Building B-3 rd , No.209 Zhuyuan Road.
Manufacturer:	HCS (Suzhou) Limited
Address of Manufacturer:	19F-20F, Building B-3 rd , No.209 Zhuyuan Road.
Factory:	WuJiang Century Billion Electronic Technology Co., Ltd
Address of Factory:	No.149, Tuncun West Road, Tongli Town, Wujiang County, Suzhou City, Jiangsu Province, P.R.China

4.2 General Description of E.U.T.

Product Description:	Portable product with BT function
Battery:	DC 3V by 4* AAA.LR03 batteries for transmitter
Test Voltage:	DC 3V

4.3 Technical Specifications

Operation Frequency:	2402MHz~2480MHz
Bluetooth Version:	BT 4.1 classic mode
Modulation Technique:	FHSS (GFSK, $\pi/4$ QPSK ,8DPSK)
Number of Channel:	79
Antenna Type	Monopole
Antenna Gain	-1.7dBi

4.4 Test Location

All tests were performed at:

SGS-CSTC Standards Technical Services (Shanghai) Co., Ltd.

588 West Jindu Road, Xinqiao, Songjiang, 201612 Shanghai, China.

Tel: +86 21 6191 5666

Fax: +86 21 6191 5678

4.5 Test Facility

The test facility is recognized, certified, or accredited by the following organizations:

- **CNAS (No. CNAS L0599)**

CNAS has accredited SGS-CSTC Standards Technical Services (Shanghai) Co., Ltd. to ISO/IEC 17025:2005 General Requirements for the Competence of Testing and Calibration Laboratories (CNAS-CL01 Accreditation Criteria for the Competence of Testing and Calibration Laboratories) for the competence in the field of testing.

- **FCC – Registration No.: 402683**

SGS-CSTC Standards Technical Services (Shanghai) Co., Ltd. has been registered and fully described in a report filed with the Federal Communications Commission (FCC). The acceptance letter from the FCC is maintained in our files. Registration No.: 402683.

- **Industry Canada (IC) – IC Assigned Code: 8617A**

The 3m Semi-anechoic chamber of SGS-CSTC Standards Technical Services (Shanghai) Co., Ltd. has been registered by Certification and Engineering Bureau of Industry Canada for radio equipment testing with Registration No.: 8617A-1.

- **VCCI (Member No.: 3061)**

The 3m Semi-anechoic chamber and Shielded Room of SGS-CSTC Standards Technical Services (Shanghai) Co., Ltd. has been registered in accordance with the Regulations for Voluntary Control Measures with Registration No.: R-3868, C-4336, T-2221, G-830 respectively.

5 Test Standards and Limits

The 1-g and 10-g SAR test exclusion thresholds for 100 MHz to 6 GHz at test separation distances \leq 50 mm are determined by:

$[(\text{max power of channel})/(\text{min test separation distance})] \cdot [\sqrt{f(\text{GHz})}] \leq 3.0$ for 1-g SAR and ≤ 7.5 for 10-g extremity SAR, where

- f(GHz) is the RF channel transmit frequency in GHz
- Power and distance are rounded to the nearest mW and mm
- The result is rounded to one decimal place for comparison
- 3.0 and 7.5 are referred to as the numeric thresholds

The test exclusions are applicable only when the minimum test separation distance is \leq 50 mm, and for transmission frequencies between 100 MHz and 6 GHz. When the minimum test separation distance is $<$ 5 mm, a distance of 5 mm according to 4.1 f) is applied to determine SAR test exclusion. For 2.4G band device, the limit of worse case is

$$P_{\text{max}} \leq 3.0 \cdot D_{\text{min}} / \sqrt{f} = 3.0 \cdot 5 / \sqrt{2.480} = 9.525 \text{mW}$$

6 Measurement and Calculation

6.1 Maximum transmit power

The Power Data is based on the RF Test Report SHEM161000659102

Test Data:

Test Mode	Channel	Peak Power (dBm)	Peak Power (mW)
GFSK	2402	7.50	5.62
	2441	7.70	5.89
	2480	8.03	6.35
π/4DQPSK	2402	6.95	4.95
	2441	7.05	5.07
	2480	7.18	5.22
8DPSK	2402	6.90	4.90
	2441	7.01	5.02
	2480	7.32	5.40

6.2 RF Exposure Calculation

The Max Conducted Peak Output Power is 6.35mW < 9.525mW, so the SAR report is not required.

7 EUT Constructional Details

Refer to the < RC3602301/01BR _External Photos > & < RC3602301/01BR _Internal Photos >.

--End of the Report--