

Figure 2



Photograph of the EUT

Figure 3




Test Setup for Radiated Emissions, 150kHz to 30MHz – Horizontal Polarization

Figure 4




Test Setup for Radiated Emissions, 150kHz to 30MHz – Horizontal Polarization




Test Setup for Radiated Emissions, 150kHz to 30MHz – Vertical Polarization

Figure 5



Test Setup for Radiated Emissions, 150kHz to 30MHz – Horizontal Polarization



Test Setup for Radiated Emissions, 150kHz to 30MHz – Vertical Polarization