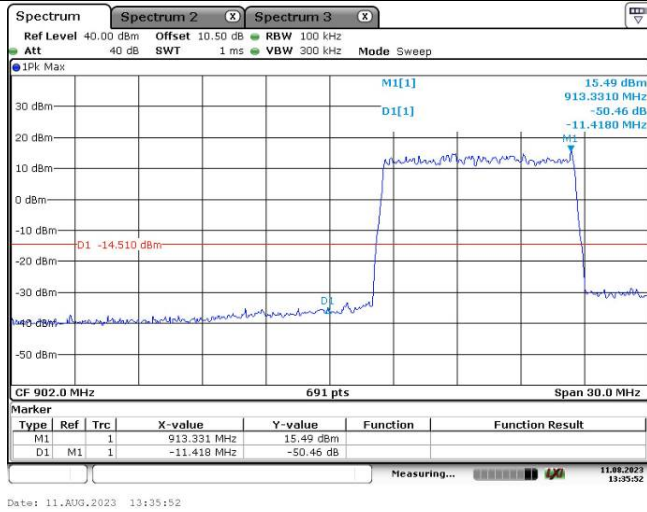
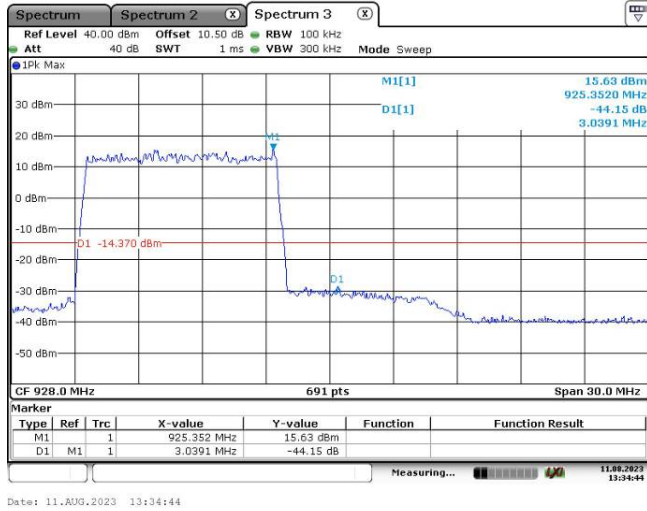


100 kHz Bandwidth of Frequency Band Edge

10MHz, 16QAM
Lowest Band edge

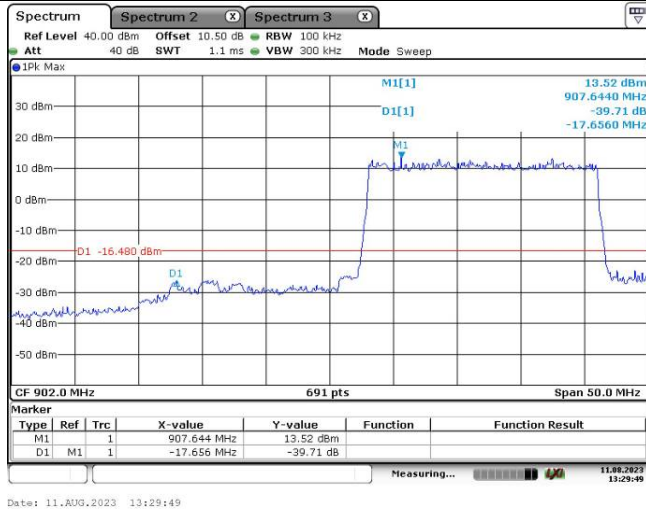


10MHz, 16QAM
Highest Band edge



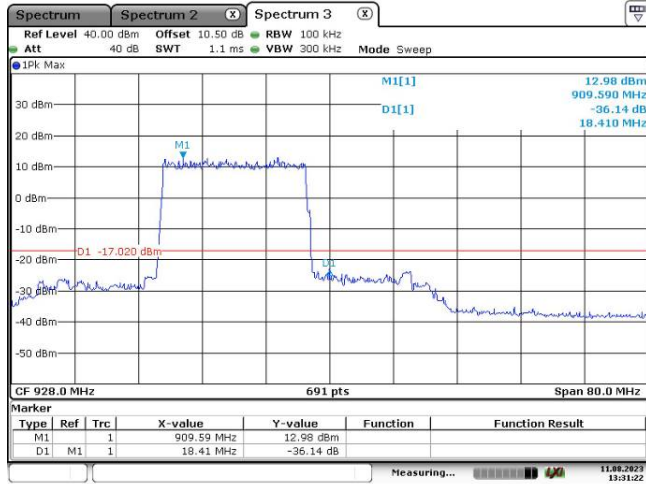
100 kHz Bandwidth of Frequency Band Edge

20MHz, 16QAM
Lowest Band edge



Date: 11.AUG.2023 13:29:49

20MHz, 16QAM
Highest Band edge

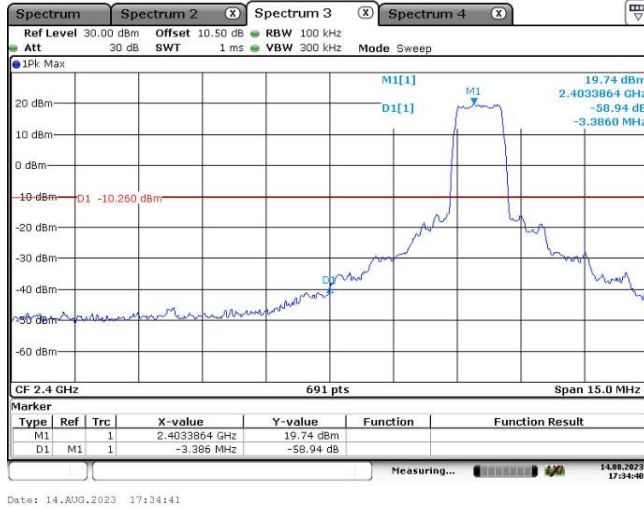


Date: 11.AUG.2023 13:31:23

2.4GHz Band:
Chain 0

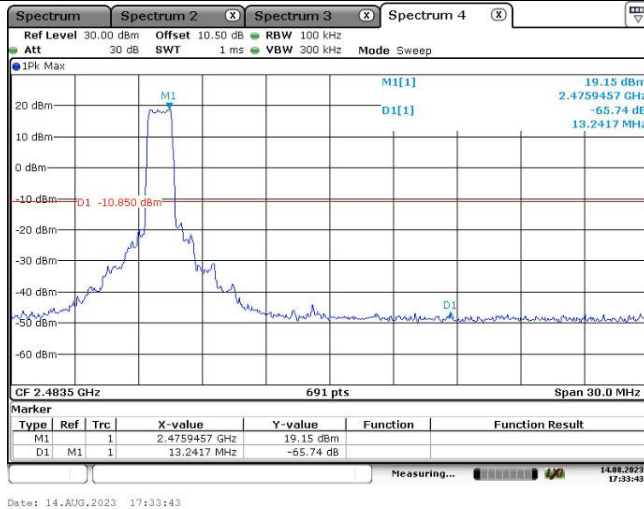
100 kHz Bandwidth of Frequency Band Edge

1.4MHz, QPSK
Lowest Band edge



Date: 14.AUG.2023 17:34:41

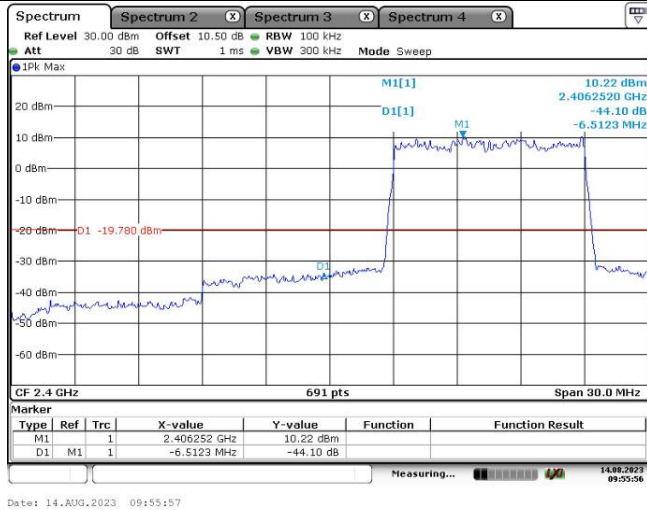
1.4MHz, QPSK
Highest Band edge



Date: 14.AUG.2023 17:33:43

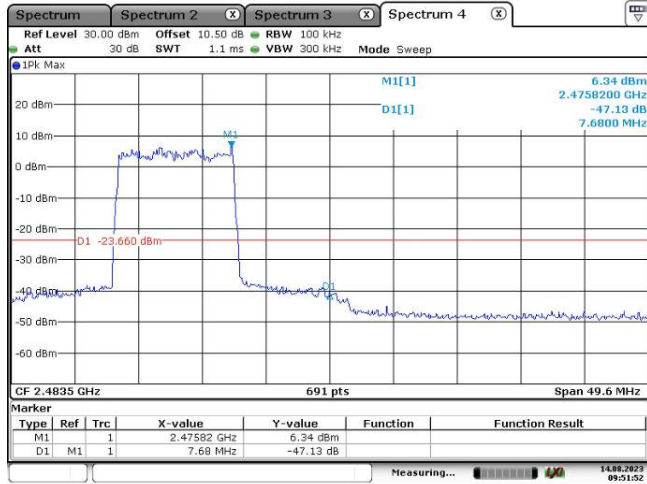
100 kHz Bandwidth of Frequency Band Edge

10MHz, QPSK
Lowest Band edge



Date: 14.AUG.2023 09:55:57

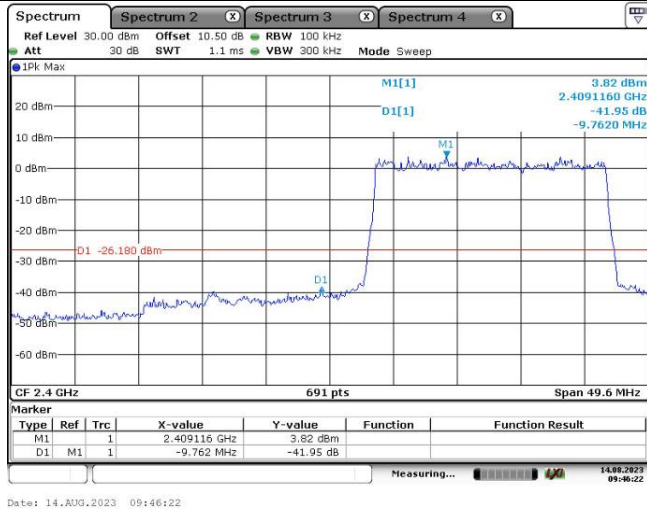
10MHz, QPSK
Highest Band edge



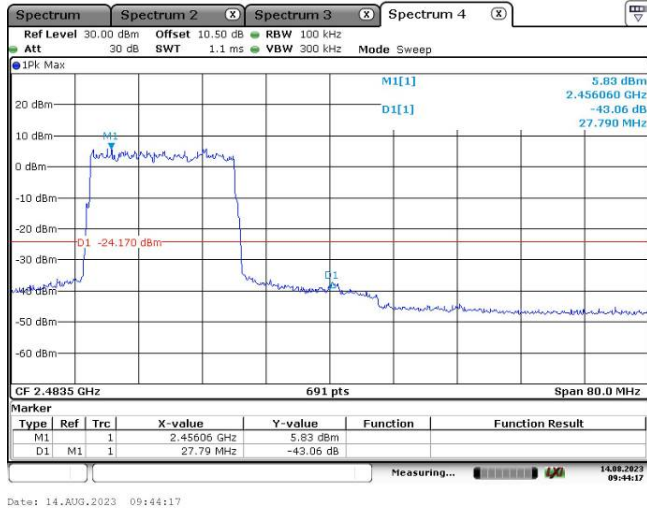
Date: 14.AUG.2023 09:51:53

100 kHz Bandwidth of Frequency Band Edge

20MHz, QPSK
Lowest Band edge

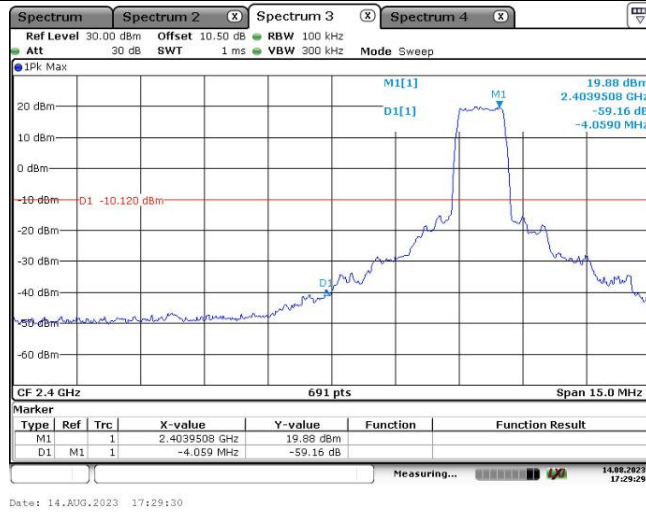


20MHz, QPSK
Highest Band edge

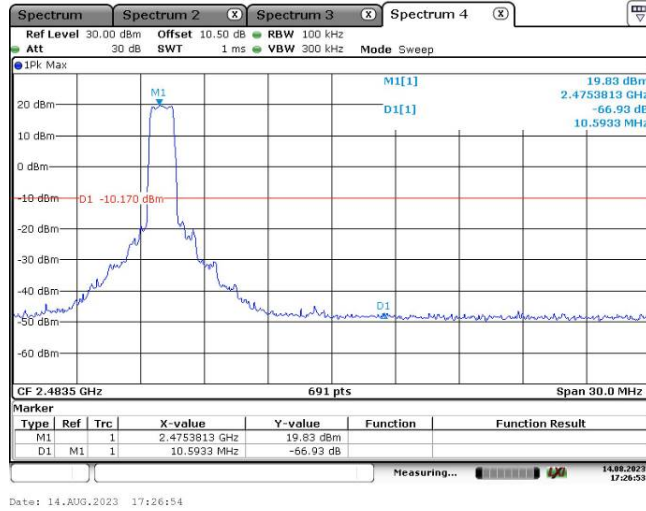


100 kHz Bandwidth of Frequency Band Edge

1.4MHz, 16QAM
Lowest Band edge

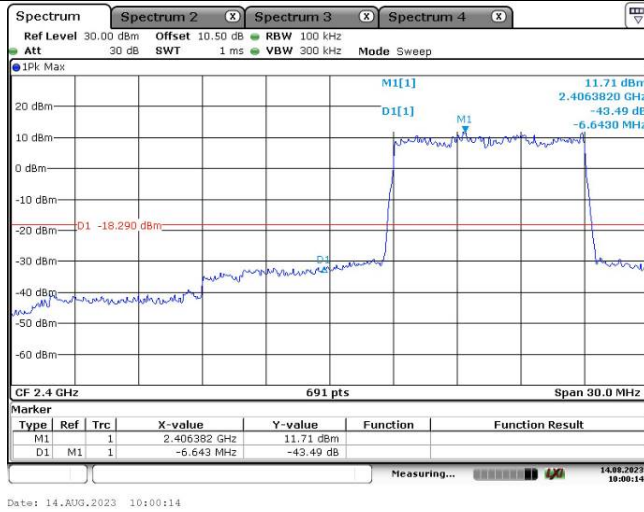


1.4MHz, 16QAM
Highest Band edge



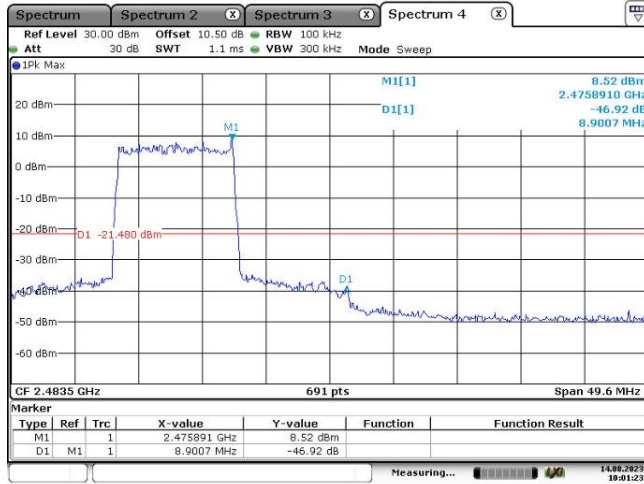
100 kHz Bandwidth of Frequency Band Edge

10MHz, 16QAM
Lowest Band edge



Date: 14.AUG.2023 10:00:14

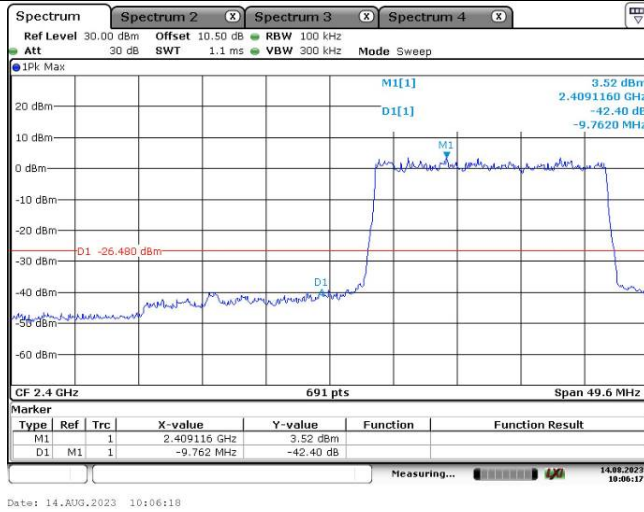
10MHz, 16QAM
Highest Band edge



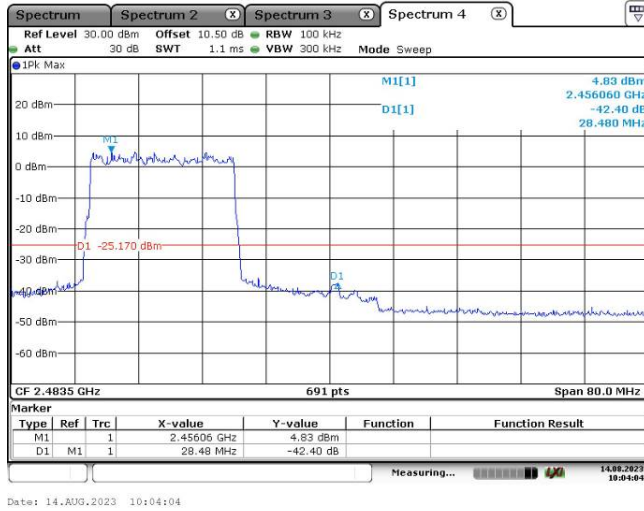
Date: 14.AUG.2023 10:01:23

100 kHz Bandwidth of Frequency Band Edge

20MHz, 16QAM
Lowest Band edge



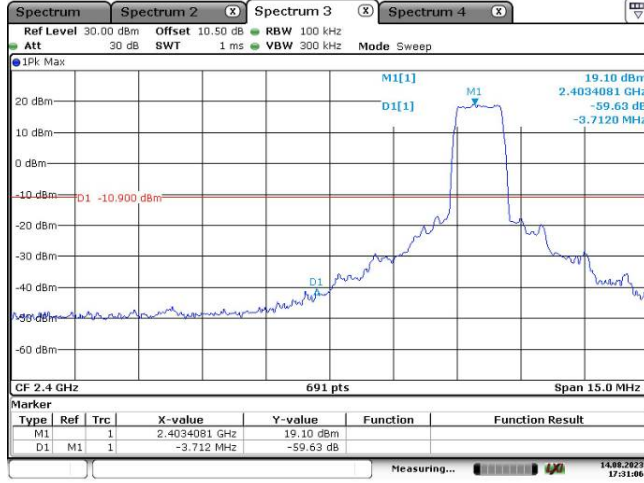
20MHz, 16QAM
Highest Band edge



Chain 1:

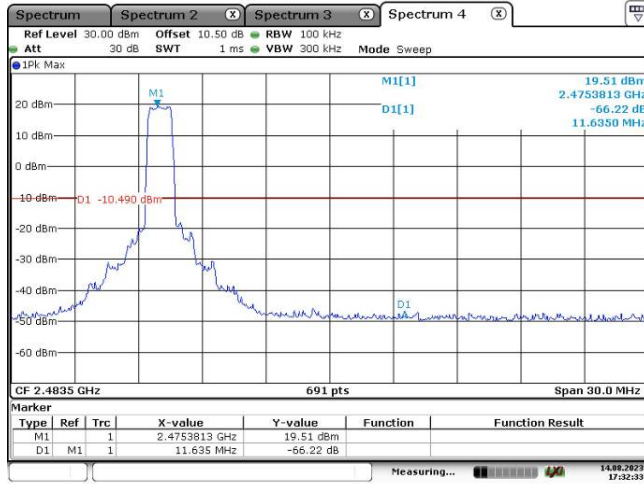
100 kHz Bandwidth of Frequency Band Edge

1.4MHz, QPSK
Lowest Band edge



Date: 14.AUG.2023 17:31:06

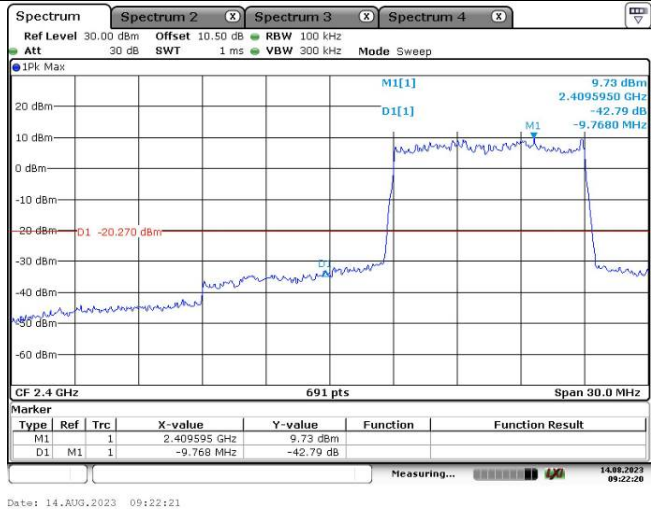
1.4MHz, QPSK
Highest Band edge



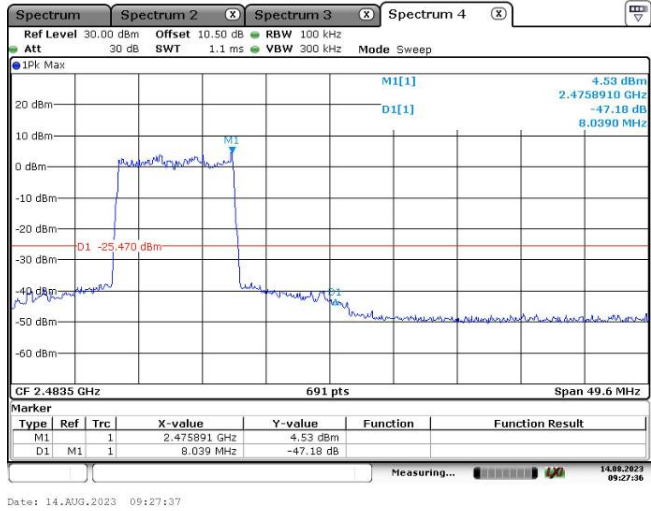
Date: 14.AUG.2023 17:32:33

100 kHz Bandwidth of Frequency Band Edge

10MHz, QPSK
Lowest Band edge

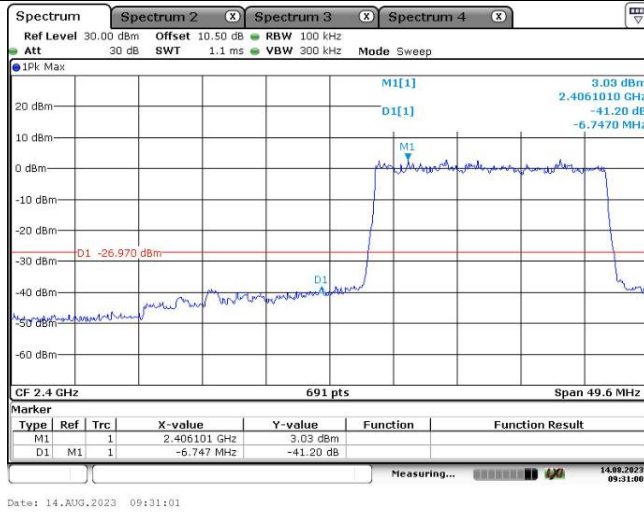


10MHz, QPSK
Highest Band edge



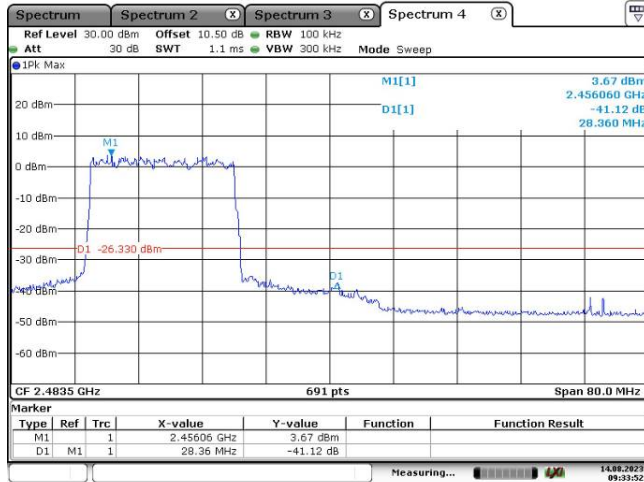
100 kHz Bandwidth of Frequency Band Edge

20MHz, QPSK
Lowest Band edge



Date: 14.AUG.2023 09:31:01

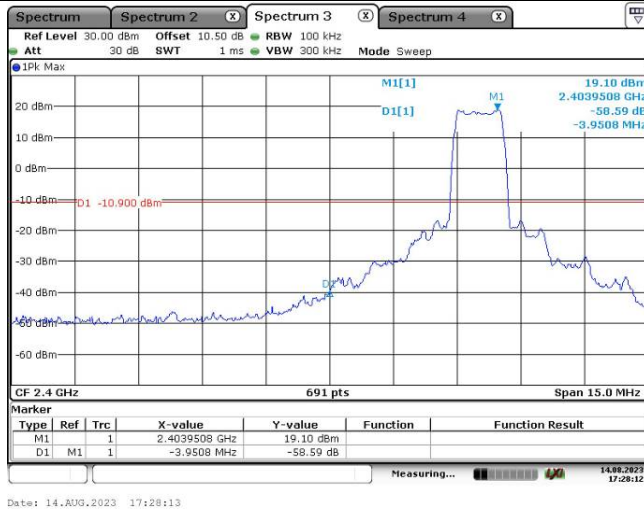
20MHz, QPSK
Highest Band edge



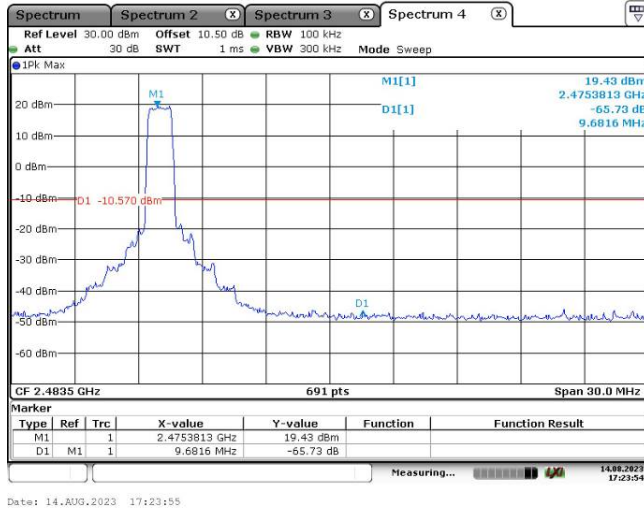
Date: 14.AUG.2023 09:33:52

100 kHz Bandwidth of Frequency Band Edge

1.4MHz, 16QAM
Lowest Band edge

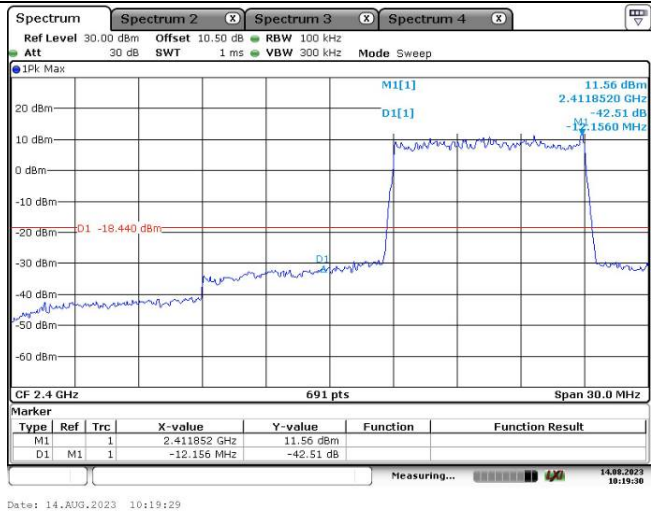


1.4MHz, 16QAM
Highest Band edge

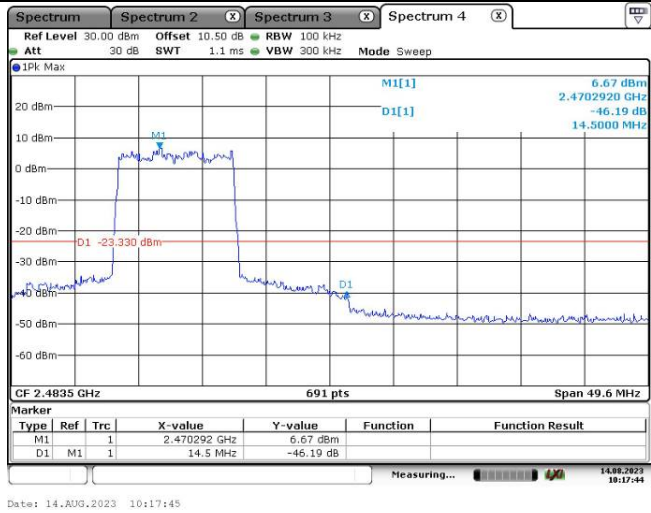


100 kHz Bandwidth of Frequency Band Edge

10MHz, 16QAM
Lowest Band edge

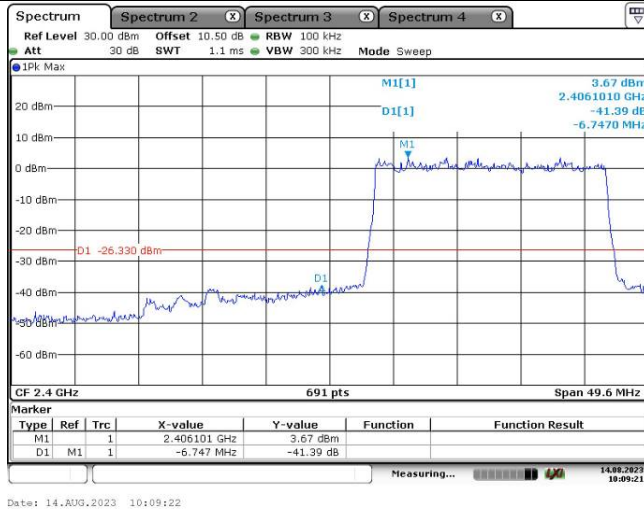


10MHz, 16QAM
Highest Band edge



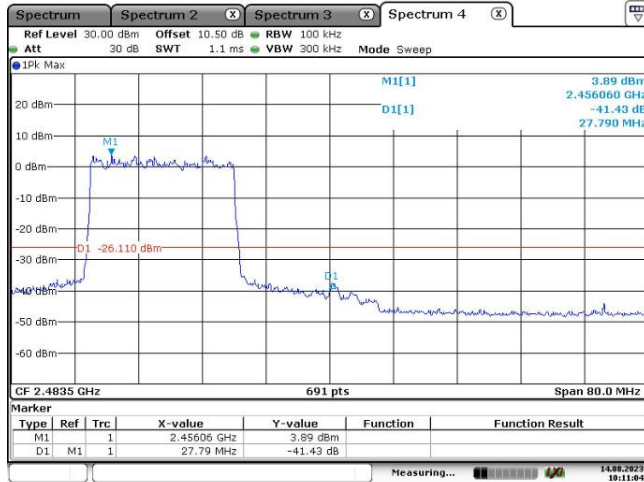
100 kHz Bandwidth of Frequency Band Edge

20MHz, 16QAM
Lowest Band edge



Date: 14.AUG.2023 10:09:22

20MHz, 16QAM
Highest Band edge



Date: 14.AUG.2023 10:11:05

4.8 Duty Cycle:

Serial Number:	278G-3	Test Date:	2023/08/14
Test Site:	RF	Test Mode:	Transmitting
Tester:	Jim Wei	Test Result:	Pass

Environmental Conditions:

Temperature: (°C)	26.7	Relative Humidity: (%)	62	ATM Pressure: (kPa)	99.9
----------------------	------	------------------------------	----	------------------------	------

Test Equipment List and Details:

Manufacturer	Description	Model	Serial Number	Calibration Date	Calibration Due Date
R&S	Spectrum Analyzer	FSV40	101943	2023/03/31	2024/03/30
zhuoxiang	Coaxial Cable	SMA-178	211003	Each time	N/A
Mini-Circuits	DC Block	BLK-18-S+	1554404	Each time	N/A
eastsheep	Coaxial Attenuator	2W-SMA-JK-18G	21060302	Each time	N/A


* Statement of Traceability: China Certification ICT Co., Ltd (Dongguan) attests that all calibrations have been performed, traceable to National Primary Standards and International System of Units (SI).

Test Data:

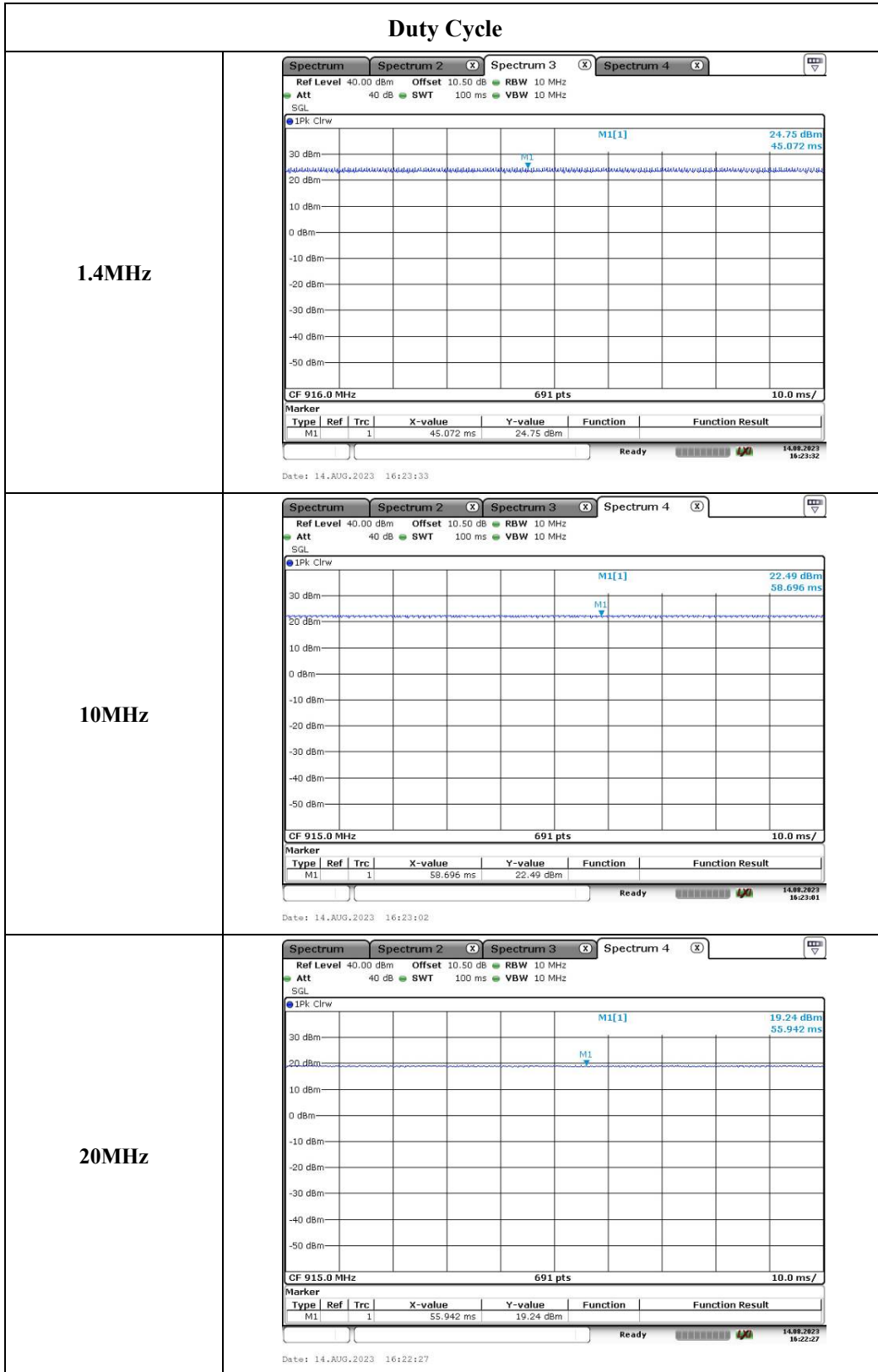
Test only was performed at chain 0, please refer to the following table and plots:

Operation Band	Test Modes	T _{on} (ms)	T _{on+off} (ms)	Duty cycle (%)
900MHz	QPSK,1.4MHz	100	100	100.00
	QPSK,10MHz	100	100	100.00
	QPSK,20MHz	100	100	100.00
	16QAM,1.4MHz	100	100	100.00
	16QAM,10MHz	100	100	100.00
	16QAM,20MHz	100	100	100.00
2.4GHz	QPSK,1.4MHz	100	100	100.00
	QPSK,10MHz	100	100	100.00
	QPSK,20MHz	100	100	100.00
	16QAM,1.4MHz	100	100	100.00
	16QAM,10MHz	100	100	100.00
	16QAM,20MHz	100	100	100.00


**900MHz Band:
QPSK:**




16QAM:



2.4GHz Band:
QPSK:



16QAM:



5. EUT PHOTOGRAPHS

Please refer to the attachment CR230636129-EXP EUT EXTERNAL PHOTOGRAPHS and CR230636129-INP EUT INTERNAL PHOTOGRAPHS

6. TEST SETUP PHOTOGRAPHS

Please refer to the attachment CR230636129-00A-TSP TEST SETUP PHOTOGRAPHS.

===== END OF REPORT =====