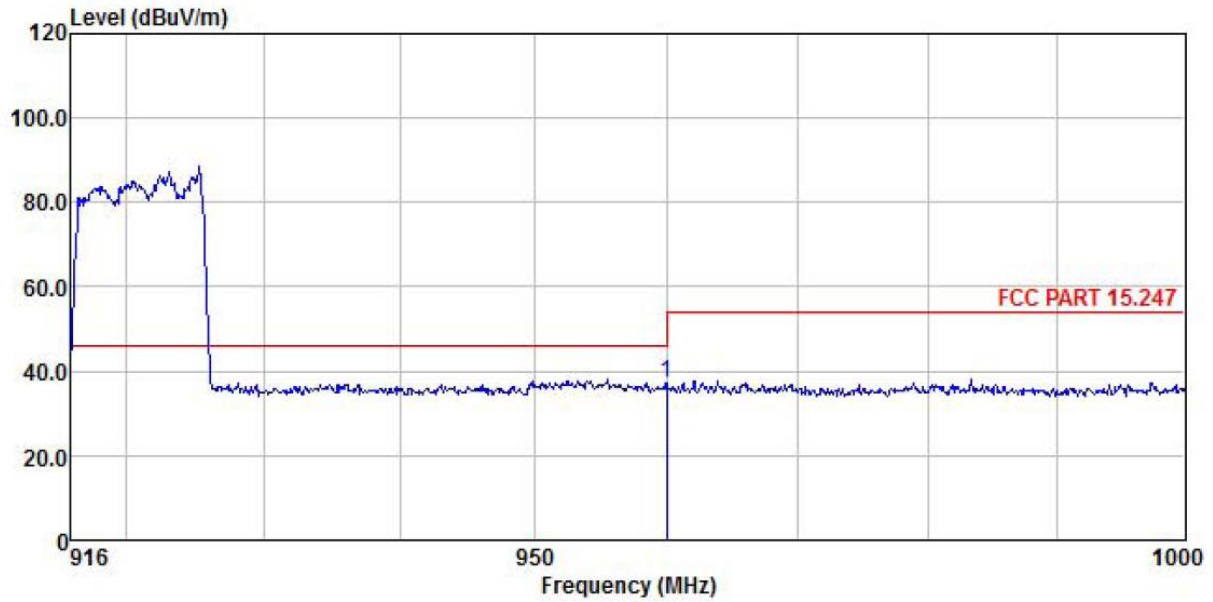


<b>Product Name:</b>	DragonFish Base Station	<b>Product Model:</b>	DFMS-2
<b>Test By:</b>	Mike	<b>Test mode:</b>	900MHz-QPSK Tx mode
<b>Test Channel:</b>	Lowest channel	<b>Polarization:</b>	Vertical
<b>Test Voltage:</b>	DC 11.55V	<b>Environment:</b>	Temp: 24°C Huni: 57%

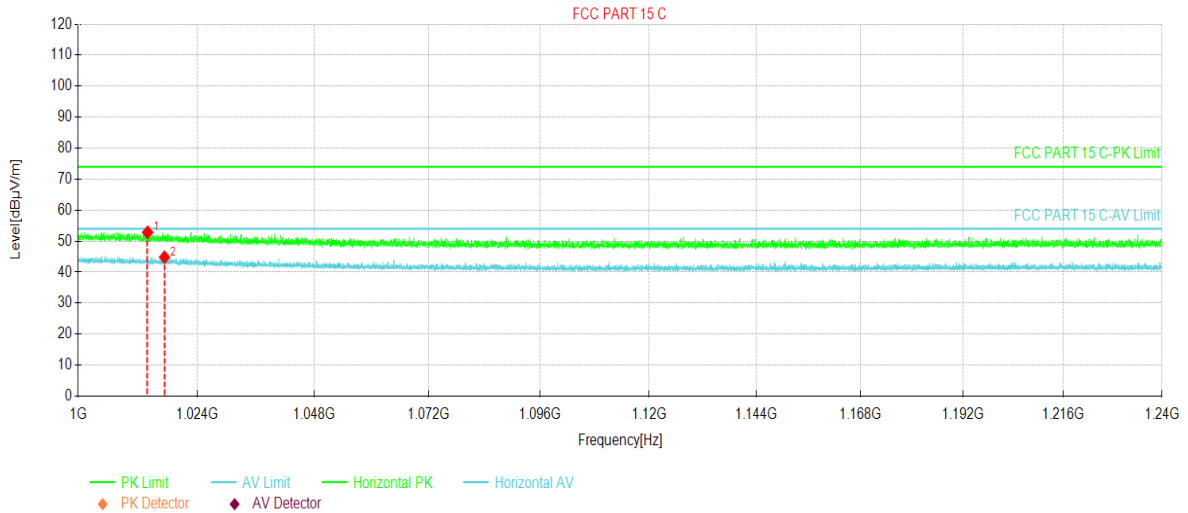


	ReadAntenna	Cable Preamp	Limit	Over					
Freq	Level	Loss	Line	Limit	Remark				
MHz	dBuV	dB/m	dB	dB					
1	960.023	10.97	22.86	3.51	0.00	37.34	54.00	-16.66	

**Remark:**

- Final Level = Receiver Read level + Factor(Antenna Factor + Cable Loss – Pre-amplifier Factor).
- The emission levels of other frequencies are lower than the limit 20dB and not show in test report.

<b>Product Name:</b>	DragonFish Base Station	<b>Product Model:</b>	DFMS-2
<b>Test By:</b>	Mike	<b>Test mode:</b>	900MHz-QPSK Tx mode
<b>Test Channel:</b>	Highest channel	<b>Polarization:</b>	Horizontal
<b>Test Voltage:</b>	DC 11.55V	<b>Environment:</b>	Temp: 24°C Huni: 57%

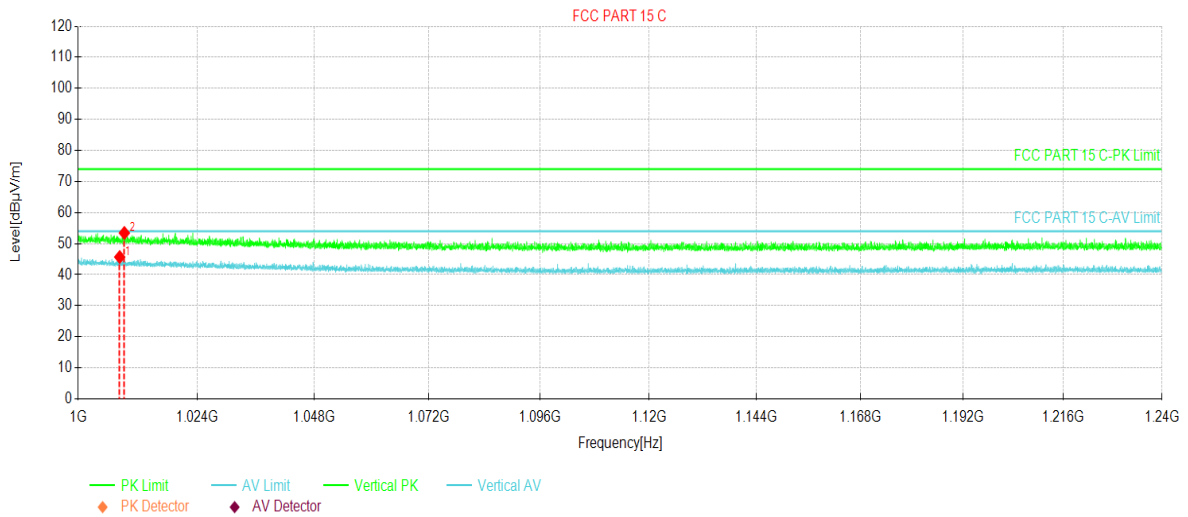


NO.	Freq. [MHz]	Reading [dBµV/m]	Level [dBµV/m]	Factor [dB]	Limit [dBµV/m]	Margin [dB]	Trace	Polarity
1	1013.87	49.15	52.81	3.66	74.00	21.19	PK	Horizontal
2	1017.28	41.23	44.79	3.56	54.00	9.21	AV	Horizontal

**Remark:**

- Final Level = Receiver Read level + Factor(Antenna Factor + Cable Loss – Preamplifier Factor).
- The emission levels of other frequencies are lower than the limit 20dB and not show in test report.

<b>Product Name:</b>	DragonFish Base Station	<b>Product Model:</b>	DFMS-2
<b>Test By:</b>	Mike	<b>Test mode:</b>	900MHz-QPSK Tx mode
<b>Test Channel:</b>	Highest channel	<b>Polarization:</b>	Vertical
<b>Test Voltage:</b>	DC 11.55V	<b>Environment:</b>	Temp: 24°C Huni: 57%

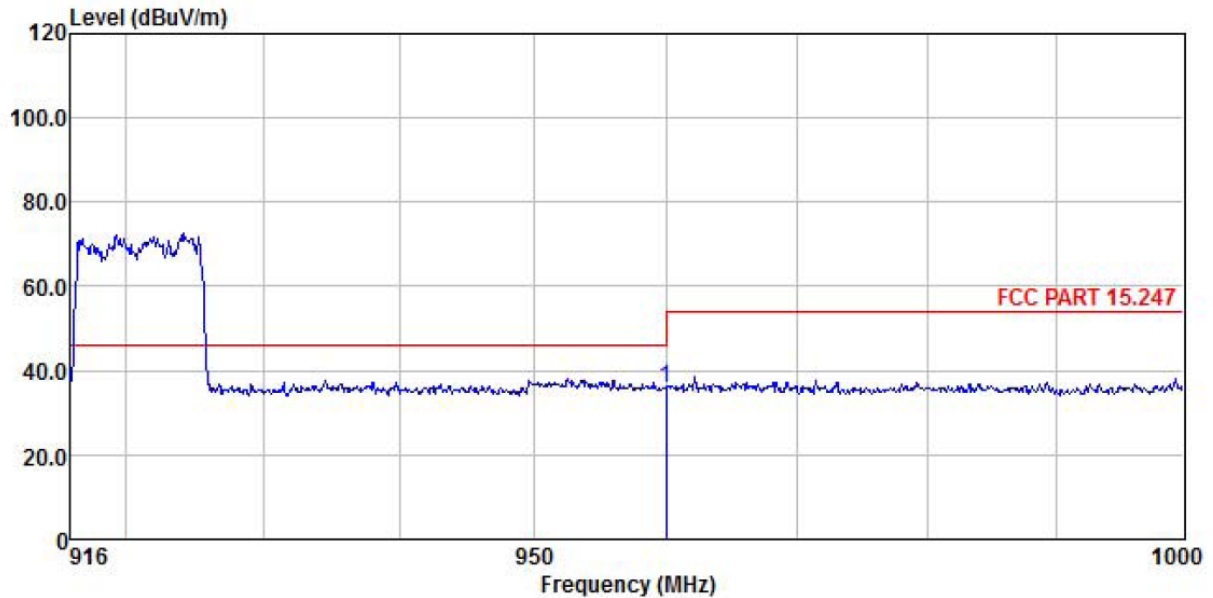


NO.	Freq. [MHz]	Reading [dBµV/m]	Level [dBµV/m]	Factor [dB]	Limit [dBµV/m]	Margin [dB]	Trace	Polarity
1	1008.28	41.84	45.67	3.83	54.00	8.33	AV	Vertical
2	1009.21	49.63	53.43	3.80	74.00	20.57	PK	Vertical

**Remark:**

- Final Level = Receiver Read level + Factor(Antenna Factor + Cable Loss – Pre-amplifier Factor).
- The emission levels of other frequencies are lower than the limit 20dB and not show in test report.

<b>Product Name:</b>	DragonFish Base Station	<b>Product Model:</b>	DFMS-2
<b>Test By:</b>	Mike	<b>Test mode:</b>	900MHz-16QAM Tx mode
<b>Test Channel:</b>	Lowest channel	<b>Polarization:</b>	Horizontal
<b>Test Voltage:</b>	DC 11.55V	<b>Environment:</b>	Temp: 24°C Humi: 57%

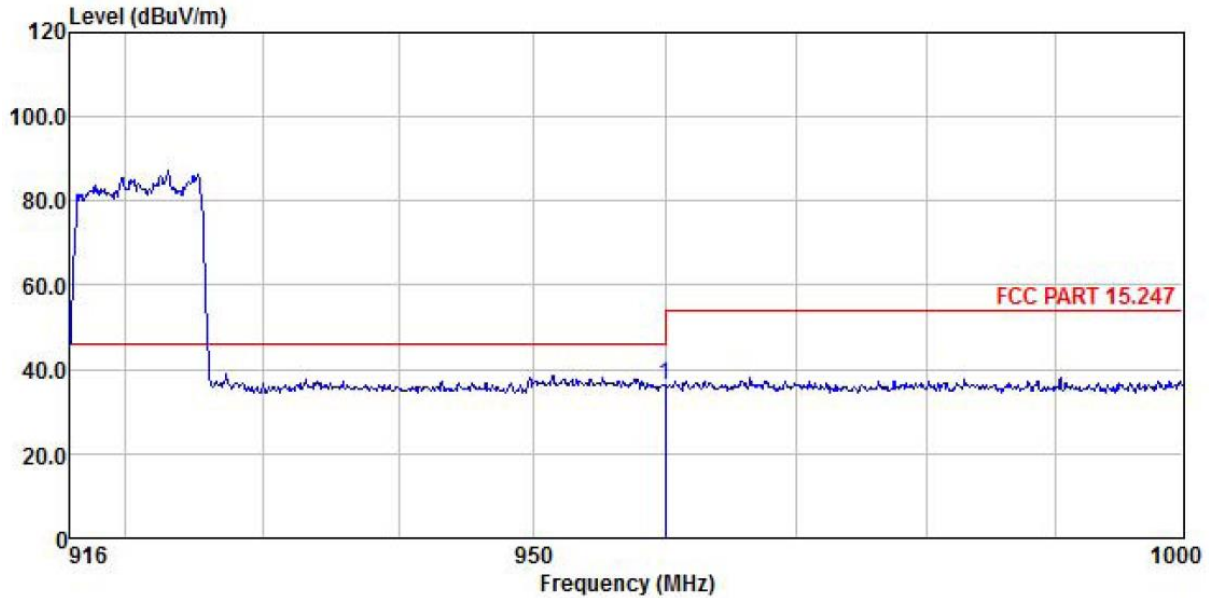


	ReadAntenna	Cable Preamp	Limit	Over				
Freq	Level	Factor	Loss	Factor	Level	Line	Limit	Remark
-----	-----	-----	-----	-----	-----	-----	-----	-----
MHz	dBuV	dB/m	dB	dB	dBuV/m	dBuV/m	dB	
1	960.023	9.33	22.86	3.51	0.00	35.70	54.00	-18.30

**Remark:**

1. Final Level = Receiver Read level + Factor(Antenna Factor + Cable Loss – Preamplifier Factor).
2. The emission levels of other frequencies are lower than the limit 20dB and not show in test report.

<b>Product Name:</b>	DragonFish Base Station	<b>Product Model:</b>	DFMS-2
<b>Test By:</b>	Mike	<b>Test mode:</b>	900MHZ-16QAM Tx mode
<b>Test Channel:</b>	Lowest channel	<b>Polarization:</b>	Vertical
<b>Test Voltage:</b>	DC 11.55V	<b>Environment:</b>	Temp: 24°C Huni: 57%

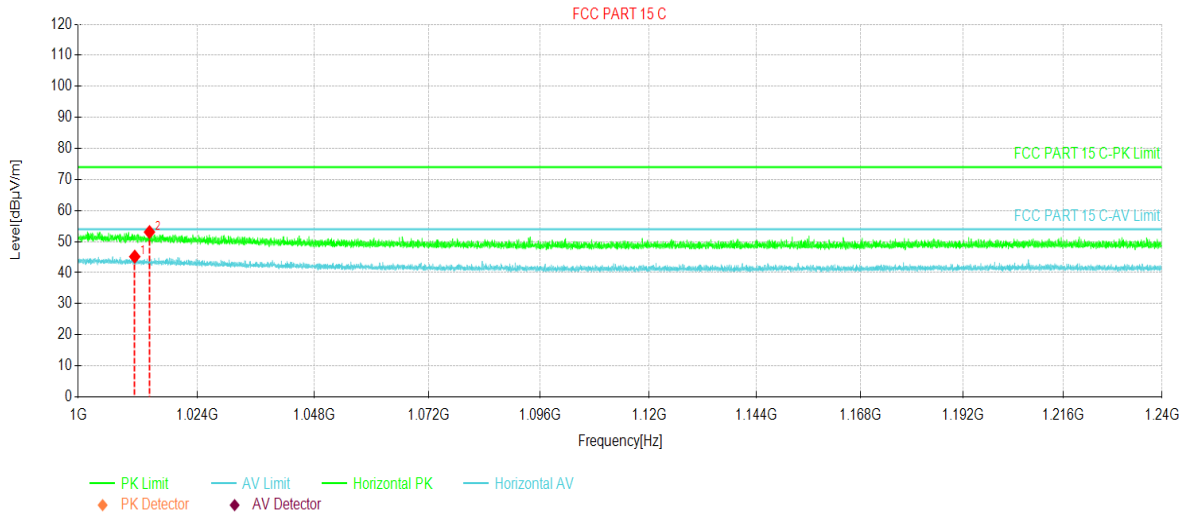


	Freq	ReadAntenna	Cable	Preamp	Level	Limit	Over	Remark
	MHz	Level	Factor	Loss	Factor	Line	Limit	
		dBuV	dB/m	dB	dB	dBuV/m	dBuV/m	dB
1	960.023	9.72	22.86	3.51	0.00	36.09	54.00	-17.91

**Remark:**

1. Final Level = Receiver Read level + Factor(Antenna Factor + Cable Loss – Preamplifier Factor).
2. The emission levels of other frequencies are lower than the limit 20dB and not show in test report.

<b>Product Name:</b>	DragonFish Base Station	<b>Product Model:</b>	DFMS-2
<b>Test By:</b>	Mike	<b>Test mode:</b>	900MHz-16QAM Tx mode
<b>Test Channel:</b>	Highest channel	<b>Polarization:</b>	Horizontal
<b>Test Voltage:</b>	DC 11.55V	<b>Environment:</b>	Temp: 24°C Huni: 57%

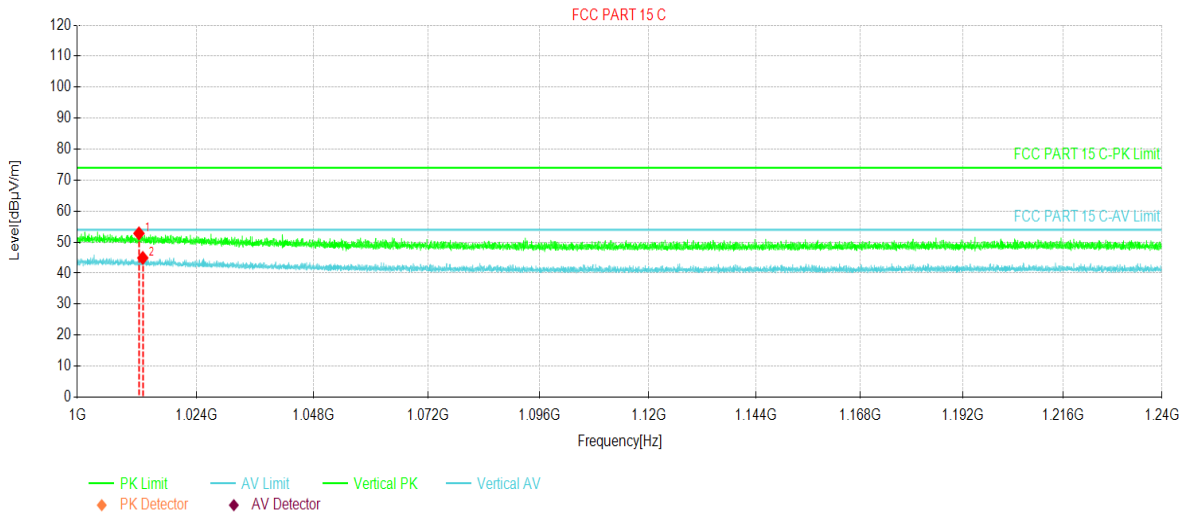


NO.	Freq. [MHz]	Reading [dBµV/m]	Level [dBµV/m]	Factor [dB]	Limit [dBµV/m]	Margin [dB]	Trace	Polarity
1	1011.30	41.43	45.17	3.74	54.00	8.83	AV	Horizontal
2	1014.25	49.43	53.08	3.65	74.00	20.92	PK	Horizontal

**Remark:**

- Final Level = Receiver Read level + Factor(Antenna Factor + Cable Loss – Preamplifier Factor).
- The emission levels of other frequencies are lower than the limit 20dB and not show in test report.

<b>Product Name:</b>	DragonFish Base Station	<b>Product Model:</b>	DFMS-2
<b>Test By:</b>	Mike	<b>Test mode:</b>	900MHz-16QAM Tx mode
<b>Test Channel:</b>	Highest channel	<b>Polarization:</b>	Vertical
<b>Test Voltage:</b>	DC 11.55V	<b>Environment:</b>	Temp: 24°C Humi: 57%

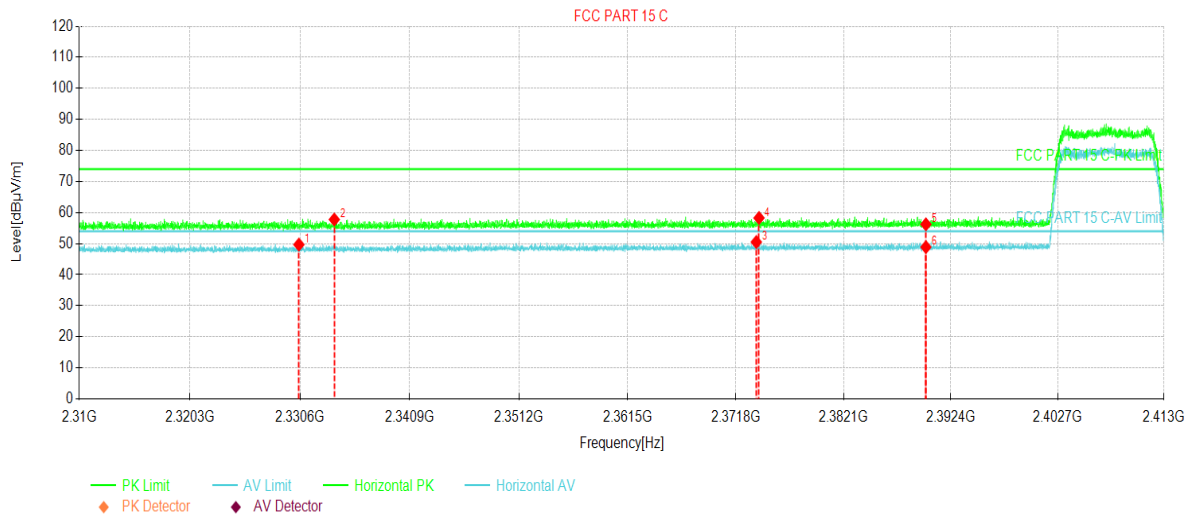


NO.	Freq. [MHz]	Reading [dBuV/m]	Level [dBuV/m]	Factor [dB]	Limit [dBuV/m]	Margin [dB]	Trace	Polarity
1	1012.31	49.11	52.82	3.71	74.00	21.18	PK	Vertical
2	1013.08	41.23	44.92	3.69	54.00	9.08	AV	Vertical

**Remark:**

- Final Level = Receiver Read level + Factor(Antenna Factor + Cable Loss – Preamplifier Factor).
- The emission levels of other frequencies are lower than the limit 20dB and not show in test report.

<b>Product Name:</b>	DragonFish Base Station	<b>Product Model:</b>	DFMS-2
<b>Test By:</b>	Mike	<b>Test mode:</b>	2.4GHz-QPSK Tx mode
<b>Test Channel:</b>	Lowest channel	<b>Polarization:</b>	Horizontal
<b>Test Voltage:</b>	DC 11.55V	<b>Environment:</b>	Temp: 24°C Huni: 57%



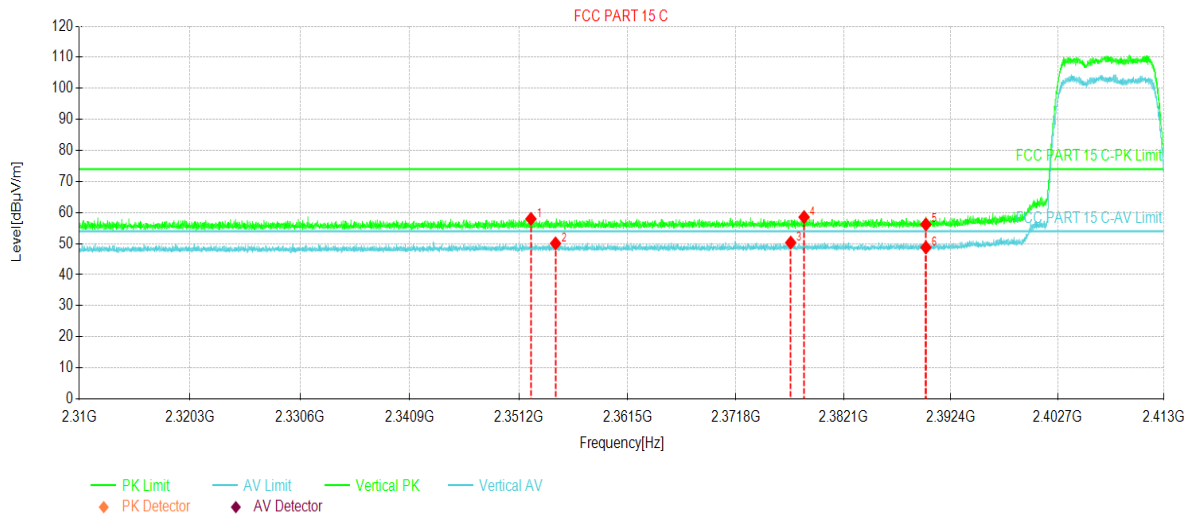
NO.	Freq. [MHz]	Reading [dBµV/m]	Level [dBµV/m]	Factor [dB]	Limit [dBµV/m]	Margin [dB]	Trace	Polarity
1	2330.49	42.87	49.68	6.81	54.00	4.32	AV	Horizontal
2	2333.81	50.95	57.77	6.82	74.00	16.23	PK	Horizontal
3	2373.76	43.43	50.51	7.08	54.00	3.49	AV	Horizontal
4	2374.02	51.17	58.26	7.09	74.00	15.74	PK	Horizontal
5	2390.00	49.00	56.22	7.22	74.00	17.78	PK	Horizontal
6	2390.00	41.66	48.88	7.22	54.00	5.12	AV	Horizontal

**Remark:**

- Final Level = Receiver Read level + Factor(Antenna Factor + Cable Loss – Preamplifier Factor).
- The emission levels of other frequencies are lower than the limit 20dB and not show in test report.



<b>Product Name:</b>	DragonFish Base Station	<b>Product Model:</b>	DFMS-2
<b>Test By:</b>	Mike	<b>Test mode:</b>	2.4GHz-QPSK Tx mode
<b>Test Channel:</b>	Lowest channel	<b>Polarization:</b>	Vertical
<b>Test Voltage:</b>	DC 11.55V	<b>Environment:</b>	Temp: 24°C      Huni: 57%

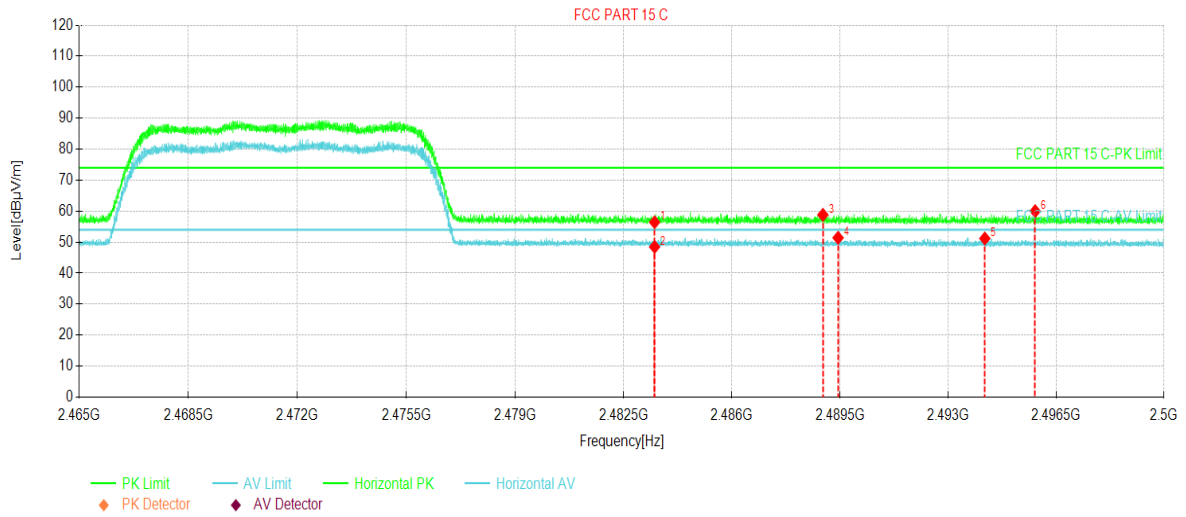


NO.	Freq. [MHz]	Reading [dBuV/m]	Level [dBuV/m]	Factor [dB]	Limit [dBuV/m]	Margin [dB]	Trace	Polarity
1	2352.34	51.05	57.95	6.90	74.00	16.05	PK	Vertical
2	2354.67	43.14	50.06	6.92	54.00	3.94	AV	Vertical
3	2377.04	43.21	50.32	7.11	54.00	3.68	AV	Vertical
4	2378.32	51.42	58.54	7.12	74.00	15.46	PK	Vertical
5	2390.00	48.95	56.17	7.22	74.00	17.83	PK	Vertical
6	2390.00	41.53	48.75	7.22	54.00	5.25	AV	Vertical

**Remark:**

- Final Level = Receiver Read level + Factor(Antenna Factor + Cable Loss – Preamplifier Factor).
- The emission levels of other frequencies are lower than the limit 20dB and not show in test report.

<b>Product Name:</b>	DragonFish Base Station	<b>Product Model:</b>	DFMS-2
<b>Test By:</b>	Mike	<b>Test mode:</b>	2.4GHz-QPSK Tx mode
<b>Test Channel:</b>	Highest channel	<b>Polarization:</b>	Horizontal
<b>Test Voltage:</b>	DC 11.55V	<b>Environment:</b>	Temp: 24°C Huni: 57%

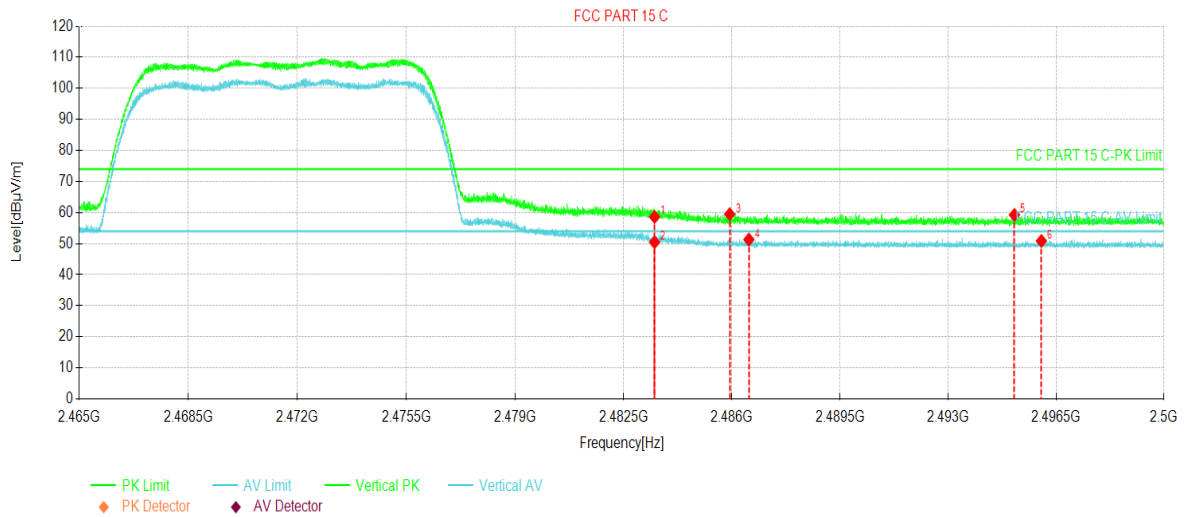


NO.	Freq. [MHz]	Reading [dBuV/m]	Level [dBuV/m]	Factor [dB]	Limit [dBuV/m]	Margin [dB]	Trace	Polarity
1	2483.50	48.92	56.42	7.50	74.00	17.58	PK	Horizontal
2	2483.50	40.96	48.46	7.50	54.00	5.54	AV	Horizontal
3	2488.94	51.34	58.80	7.46	74.00	15.20	PK	Horizontal
4	2489.43	43.95	51.41	7.46	54.00	2.59	AV	Horizontal
5	2494.18	43.75	51.18	7.43	54.00	2.82	AV	Horizontal
6	2495.81	52.57	59.99	7.42	74.00	14.01	PK	Horizontal

**Remark:**

- Final Level = Receiver Read level + Factor(Antenna Factor + Cable Loss – Pre-amplifier Factor).
- The emission levels of other frequencies are lower than the limit 20dB and not show in test report.

<b>Product Name:</b>	DragonFish Base Station	<b>Product Model:</b>	DFMS-2
<b>Test By:</b>	Mike	<b>Test mode:</b>	2.4GHz-QPSK Tx mode
<b>Test Channel:</b>	Highest channel	<b>Polarization:</b>	Vertical
<b>Test Voltage:</b>	DC 11.55V	<b>Environment:</b>	Temp: 24°C Huni: 57%

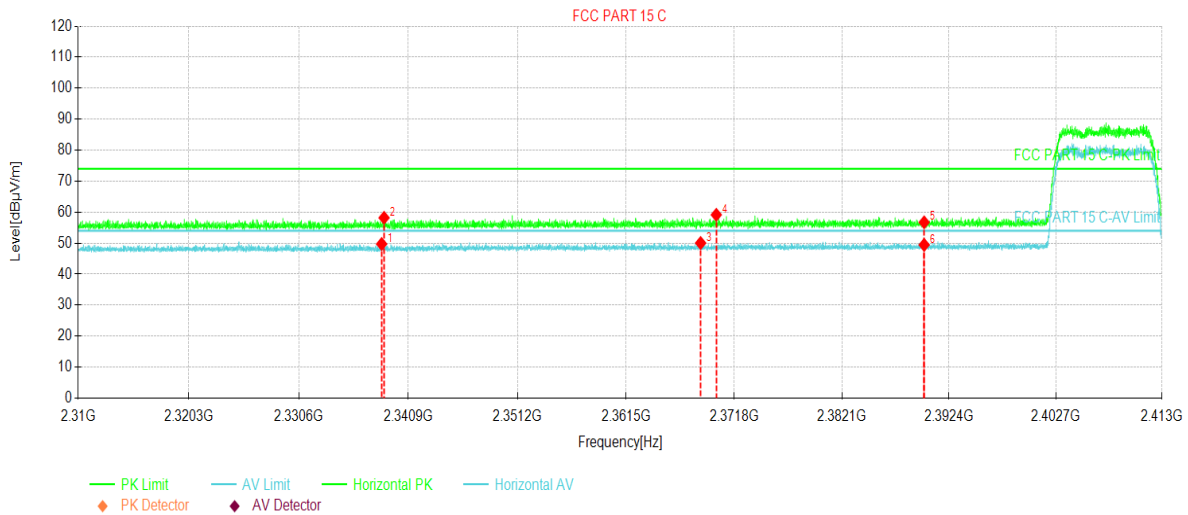


NO.	Freq. [MHz]	Reading [dBµV/m]	Level [dBµV/m]	Factor [dB]	Limit [dBµV/m]	Margin [dB]	Trace	Polarity
1	2483.50	51.11	58.61	7.50	74.00	15.39	PK	Vertical
2	2483.50	42.95	50.45	7.50	54.00	3.55	AV	Vertical
3	2485.92	52.01	59.49	7.48	74.00	14.51	PK	Vertical
4	2486.54	43.82	51.30	7.48	54.00	2.70	AV	Vertical
5	2495.14	51.83	59.25	7.42	74.00	14.75	PK	Vertical
6	2496.02	43.43	50.85	7.42	54.00	3.15	AV	Vertical

**Remark:**

- Final Level = Receiver Read level + Factor(Antenna Factor + Cable Loss – Preamplifier Factor).
- The emission levels of other frequencies are lower than the limit 20dB and not show in test report.

<b>Product Name:</b>	DragonFish Base Station	<b>Product Model:</b>	DFMS-2
<b>Test By:</b>	Mike	<b>Test mode:</b>	2.4GHz-16QAM Tx mode
<b>Test Channel:</b>	Lowest channel	<b>Polarization:</b>	Horizontal
<b>Test Voltage:</b>	DC 11.55V	<b>Environment:</b>	Temp: 24°C Huni: 57%

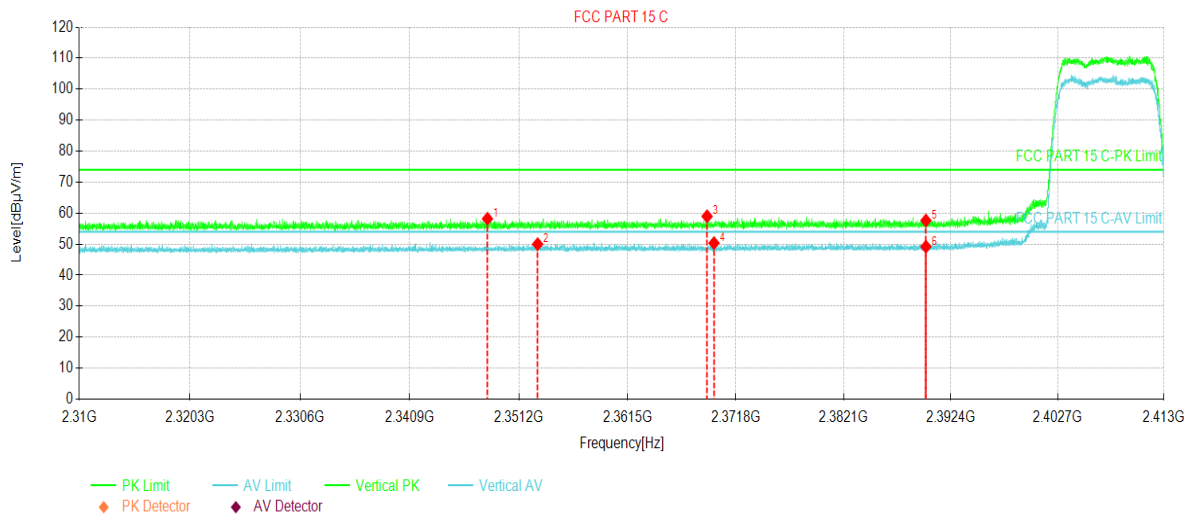


NO.	Freq. [MHz]	Reading [dBµV/m]	Level [dBµV/m]	Factor [dB]	Limit [dBµV/m]	Margin [dB]	Trace	Polarity
1	2338.38	42.88	49.72	6.84	54.00	4.28	AV	Horizontal
2	2338.61	51.35	58.19	6.84	74.00	15.81	PK	Horizontal
3	2368.60	43.00	50.04	7.04	54.00	3.96	AV	Horizontal
4	2370.09	52.10	59.15	7.05	74.00	14.85	PK	Horizontal
5	2390.00	49.51	56.73	7.22	74.00	17.27	PK	Horizontal
6	2390.00	42.23	49.45	7.22	54.00	4.55	AV	Horizontal

**Remark:**

- Final Level = Receiver Read level + Factor(Antenna Factor + Cable Loss – Pre-amplifier Factor).
- The emission levels of other frequencies are lower than the limit 20dB and not show in test report.

<b>Product Name:</b>	DragonFish Base Station	<b>Product Model:</b>	DFMS-2
<b>Test By:</b>	Mike	<b>Test mode:</b>	2.4GHz-16QAM Tx mode
<b>Test Channel:</b>	Lowest channel	<b>Polarization:</b>	Vertical
<b>Test Voltage:</b>	DC 11.55V	<b>Environment:</b>	Temp: 24°C Huni: 57%

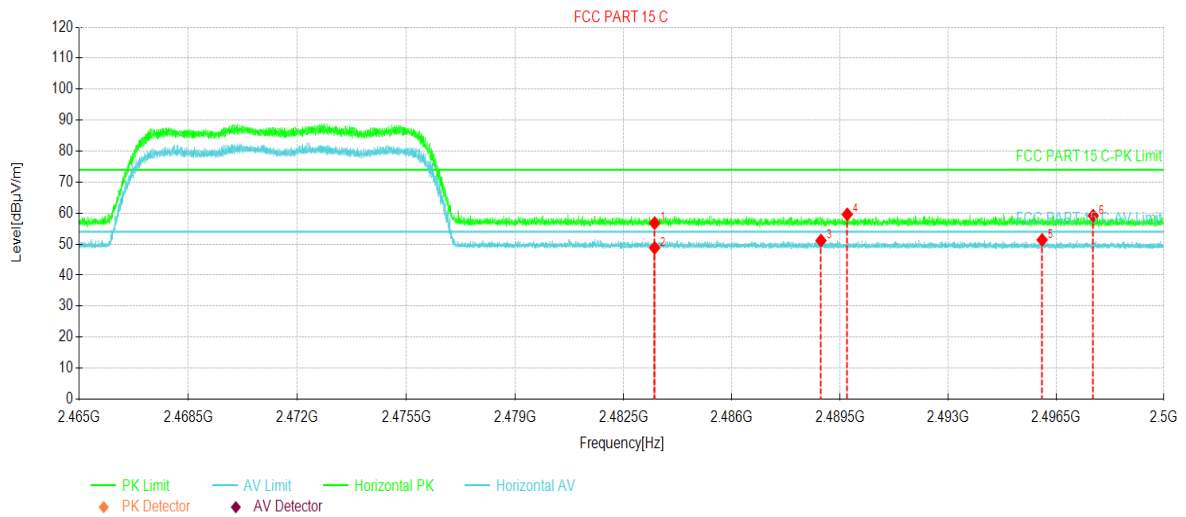


NO.	Freq. [MHz]	Reading [dBμV/m]	Level [dBμV/m]	Factor [dB]	Limit [dBμV/m]	Margin [dB]	Trace	Polarity
1	2348.23	51.32	58.19	6.87	74.00	15.81	PK	Vertical
2	2352.97	43.06	49.97	6.91	54.00	4.03	AV	Vertical
3	2369.06	51.93	58.97	7.04	74.00	15.03	PK	Vertical
4	2369.72	43.29	50.34	7.05	54.00	3.66	AV	Vertical
5	2390.00	50.40	57.62	7.22	74.00	16.38	PK	Vertical
6	2390.00	41.97	49.19	7.22	54.00	4.81	AV	Vertical

**Remark:**

- Final Level = Receiver Read level + Factor(Antenna Factor + Cable Loss – Preamplifier Factor).
- The emission levels of other frequencies are lower than the limit 20dB and not show in test report.

<b>Product Name:</b>	DragonFish Base Station	<b>Product Model:</b>	DFMS-2
<b>Test By:</b>	Mike	<b>Test mode:</b>	2.4GHz-16QAM Tx mode
<b>Test Channel:</b>	Highest channel	<b>Polarization:</b>	Horizontal
<b>Test Voltage:</b>	DC 11.55V	<b>Environment:</b>	Temp: 24°C Humi: 57%

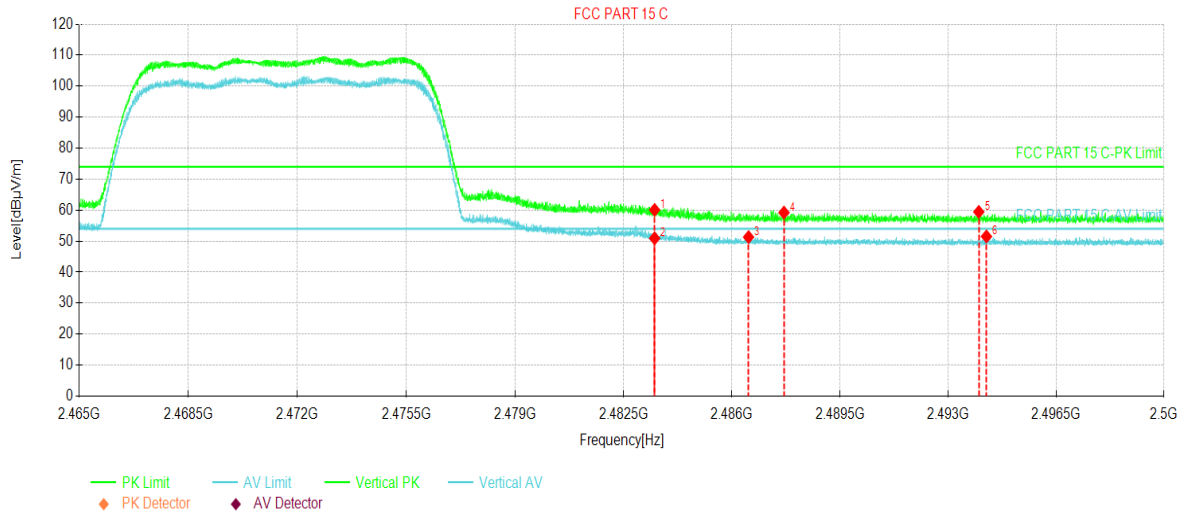


NO.	Freq. [MHz]	Reading [dBuV/m]	Level [dBuV/m]	Factor [dB]	Limit [dBuV/m]	Margin [dB]	Trace	Polarity
1	2483.50	49.28	56.78	7.50	74.00	17.22	PK	Horizontal
2	2483.50	41.27	48.77	7.50	54.00	5.23	AV	Horizontal
3	2488.87	43.69	51.15	7.46	54.00	2.85	AV	Horizontal
4	2489.73	52.14	59.60	7.46	74.00	14.40	PK	Horizontal
5	2496.04	43.94	51.36	7.42	54.00	2.64	AV	Horizontal
6	2497.70	51.78	59.18	7.40	74.00	14.82	PK	Horizontal

**Remark:**

- Final Level = Receiver Read level + Factor(Antenna Factor + Cable Loss – Preamplifier Factor).
- The emission levels of other frequencies are lower than the limit 20dB and not show in test report.

<b>Product Name:</b>	DragonFish Base Station	<b>Product Model:</b>	DFMS-2
<b>Test By:</b>	Mike	<b>Test mode:</b>	2.4GHz-16QAM Tx mode
<b>Test Channel:</b>	Highest channel	<b>Polarization:</b>	Vertical
<b>Test Voltage:</b>	DC 11.55V	<b>Environment:</b>	Temp: 24°C Humi: 57%



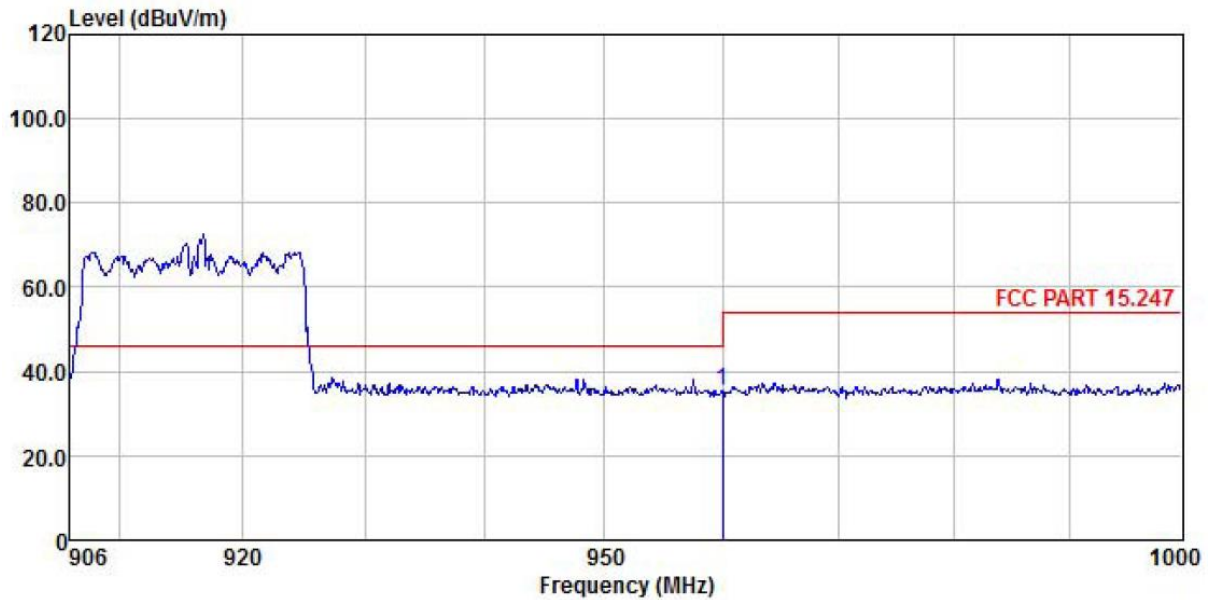
NO.	Freq. [MHz]	Reading [dBuV/m]	Level [dBuV/m]	Factor [dB]	Limit [dBuV/m]	Margin [dB]	Trace	Polarity
1	2483.50	52.57	60.07	7.50	74.00	13.93	PK	Vertical
2	2483.50	43.42	50.92	7.50	54.00	3.08	AV	Vertical
3	2486.53	43.83	51.31	7.48	54.00	2.69	AV	Vertical
4	2487.68	51.74	59.21	7.47	74.00	14.79	PK	Vertical
5	2493.98	52.01	59.44	7.43	74.00	14.56	PK	Vertical
6	2494.23	44.09	51.52	7.43	54.00	2.48	AV	Vertical

**Remark:**

- Final Level = Receiver Read level + Factor(Antenna Factor + Cable Loss – Pre-amplifier Factor).
- The emission levels of other frequencies are lower than the limit 20dB and not show in test report.

**BW: 20MHz**

<b>Product Name:</b>	DragonFish Base Station	<b>Product Model:</b>	DFMS-2
<b>Test By:</b>	Mike	<b>Test mode:</b>	900MHz-QPSK Tx mode
<b>Test Channel:</b>	Lowest channel	<b>Polarization:</b>	Horizontal
<b>Test Voltage:</b>	DC 11.55V	<b>Environment:</b>	Temp: 24°C Humi: 57%



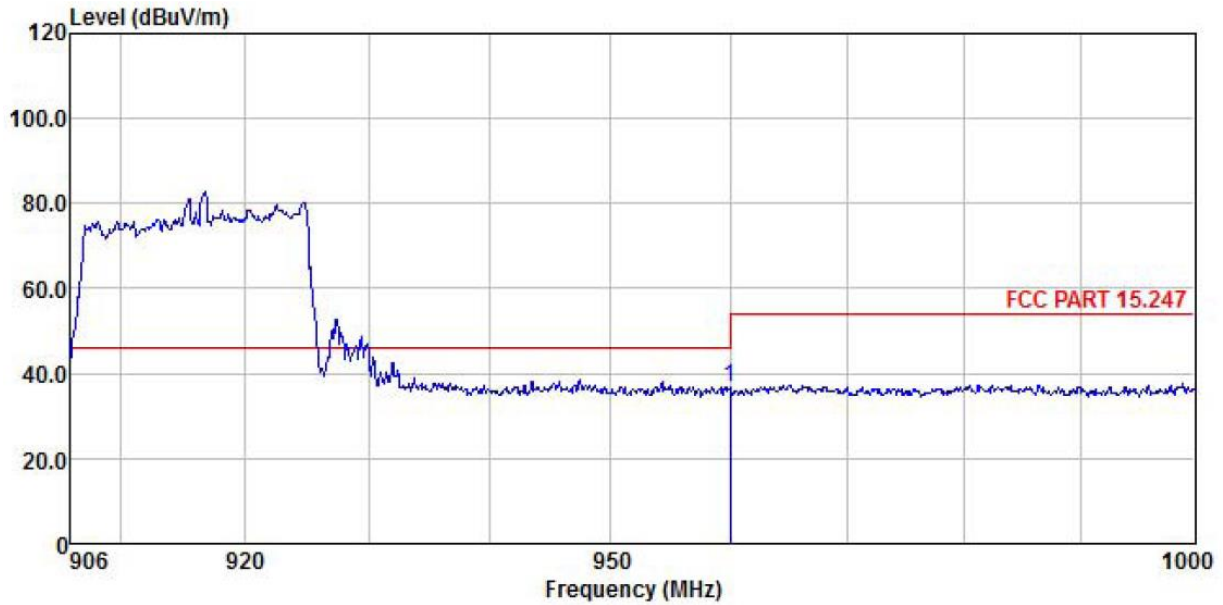
	ReadAntenna	Cable Preamp	Limit	Over				
Freq	Level	Factor	Loss	Factor	Level			
MHz	dBuV	dB/m	dB	dB	dBuV/m			
1	960.050	8.84	22.86	3.51	0.00	35.21	54.00	-18.79

**Remark:**

1. Final Level = Receiver Read level + Factor(Antenna Factor + Cable Loss – Pre-amplifier Factor).
2. The emission levels of other frequencies are lower than the limit 20dB and not show in test report.



<b>Product Name:</b>	DragonFish Base Station	<b>Product Model:</b>	DFMS-2
<b>Test By:</b>	Mike	<b>Test mode:</b>	900MHz-QPSK Tx mode
<b>Test Channel:</b>	Lowest channel	<b>Polarization:</b>	Vertical
<b>Test Voltage:</b>	DC 11.55V	<b>Environment:</b>	Temp: 24°C Huni: 57%

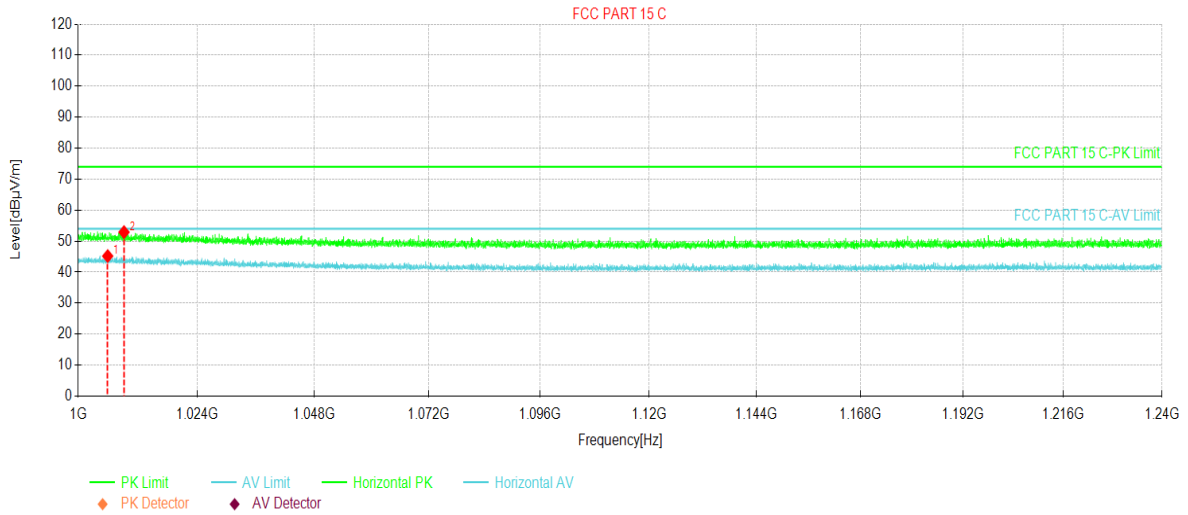


	Read	Antenna	Cable	Preamp	Limit	Over	
Freq	Level	Factor	Loss	Factor	Line	Limit	Remark
MHz	dBuV	dB/m	dB	dB	dBuV/m	dBuV/m	dB
1	960.050	10.42	22.86	3.51	0.00	36.79	54.00 -17.21

Remark:

- Final Level = Receiver Read level + Factor(Antenna Factor + Cable Loss – Preamplifier Factor).
- The emission levels of other frequencies are lower than the limit 20dB and not show in test report.

<b>Product Name:</b>	DragonFish Base Station	<b>Product Model:</b>	DFMS-2
<b>Test By:</b>	Mike	<b>Test mode:</b>	900MHz-QPSK Tx mode
<b>Test Channel:</b>	Highest channel	<b>Polarization:</b>	Horizontal
<b>Test Voltage:</b>	DC 11.55V	<b>Environment:</b>	Temp: 24°C Huni: 57%

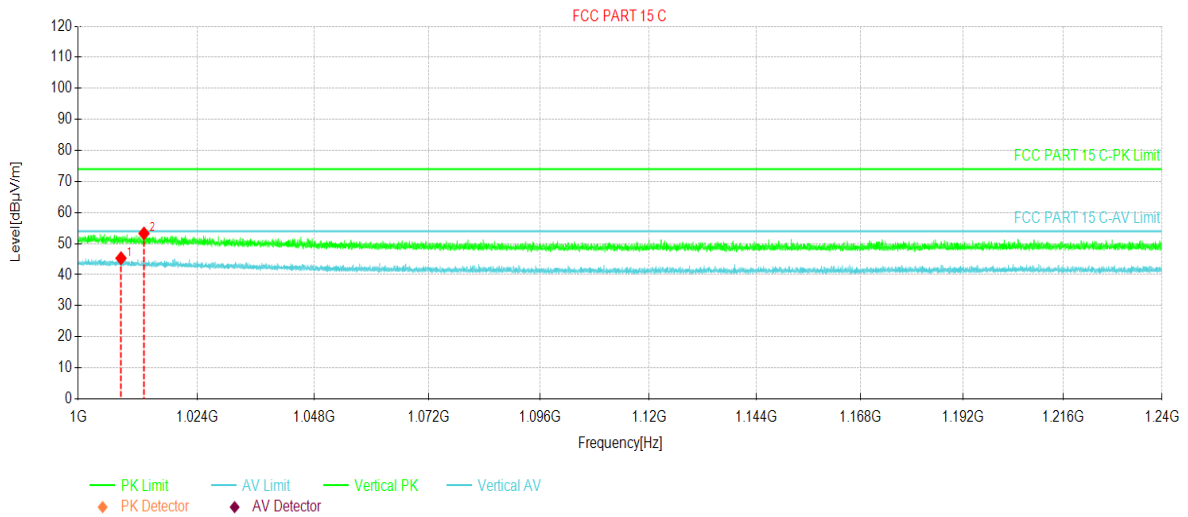


NO.	Freq. [MHz]	Reading [dBµV/m]	Level [dBµV/m]	Factor [dB]	Limit [dBµV/m]	Margin [dB]	Trace	Polarity
1	1005.88	41.28	45.18	3.90	54.00	8.82	AV	Horizontal
2	1009.14	49.10	52.90	3.80	74.00	21.10	PK	Horizontal

**Remark:**

- Final Level = Receiver Read level + Factor(Antenna Factor + Cable Loss – Preamplifier Factor).
- The emission levels of other frequencies are lower than the limit 20dB and not show in test report.

<b>Product Name:</b>	DragonFish Base Station	<b>Product Model:</b>	DFMS-2
<b>Test By:</b>	Mike	<b>Test mode:</b>	900MHz-QPSK Tx mode
<b>Test Channel:</b>	Highest channel	<b>Polarization:</b>	Vertical
<b>Test Voltage:</b>	DC 11.55V	<b>Environment:</b>	Temp: 24°C Huni: 57%

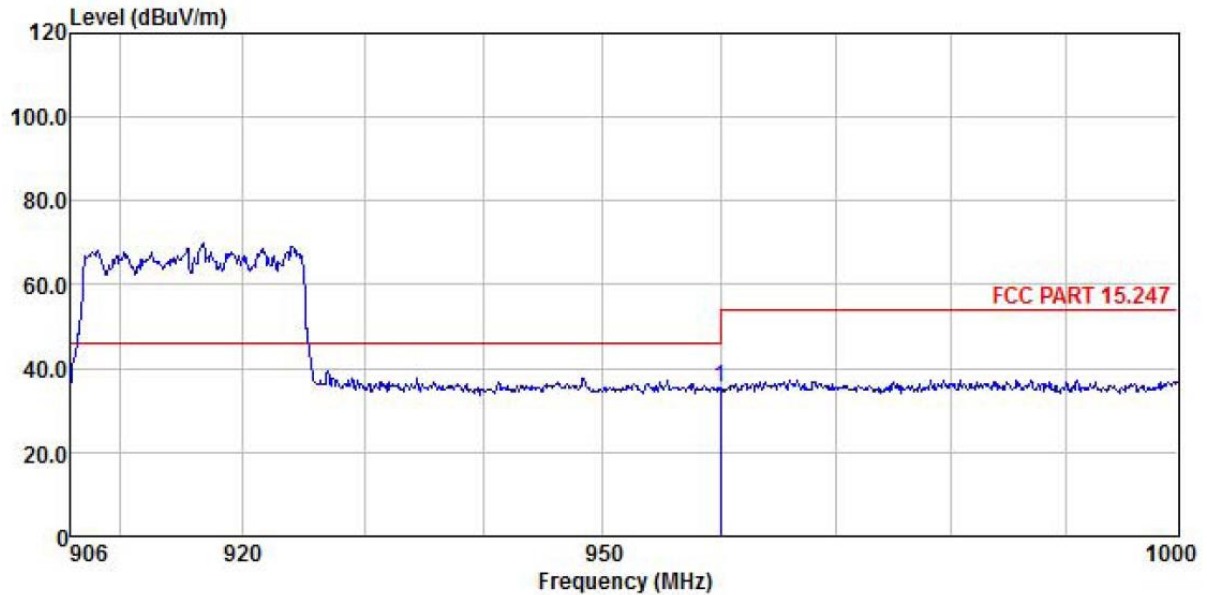


NO.	Freq. [MHz]	Reading [dBµV/m]	Level [dBµV/m]	Factor [dB]	Limit [dBµV/m]	Margin [dB]	Trace	Polarity
1	1008.54	41.48	45.30	3.82	54.00	8.70	AV	Vertical
2	1013.15	49.59	53.27	3.68	74.00	20.73	PK	Vertical

**Remark:**

- Final Level = Receiver Read level + Factor(Antenna Factor + Cable Loss – Pre-amplifier Factor).
- The emission levels of other frequencies are lower than the limit 20dB and not show in test report.

<b>Product Name:</b>	DragonFish Base Station	<b>Product Model:</b>	DFMS-2
<b>Test By:</b>	Mike	<b>Test mode:</b>	900MHz-16QAM Tx mode
<b>Test Channel:</b>	Lowest channel	<b>Polarization:</b>	Horizontal
<b>Test Voltage:</b>	DC 11.55V	<b>Environment:</b>	Temp: 24°C Humi: 57%

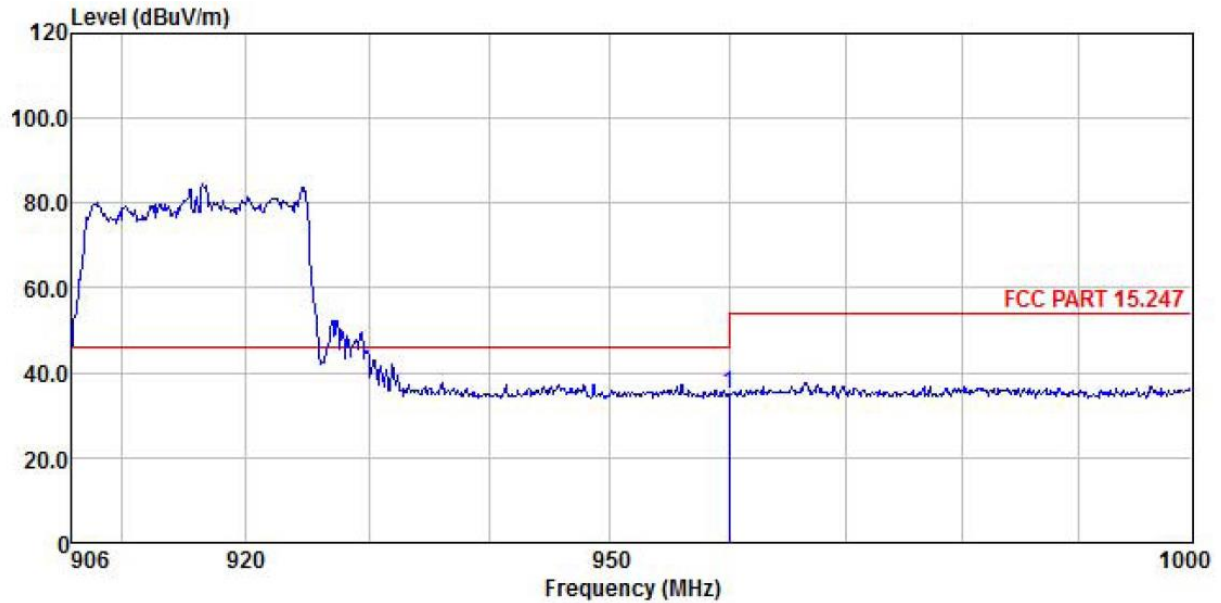


	Read Freq	Antenna Level	Cable Factor	Preamp Loss	Preamp Factor	Level	Limit Line	Over Limit	Remark
	MHz	dBuV	dB/m	dB	dB	dBuV/m	dBuV/m	dB	
1	960.050	9.13	22.86	3.51	0.00	35.50	54.00	-18.50	

**Remark:**

- Final Level = Receiver Read level + Factor(Antenna Factor + Cable Loss – Preamplifier Factor).
- The emission levels of other frequencies are lower than the limit 20dB and not show in test report.

<b>Product Name:</b>	DragonFish Base Station	<b>Product Model:</b>	DFMS-2
<b>Test By:</b>	Mike	<b>Test mode:</b>	900MHz-16QAM Tx mode
<b>Test Channel:</b>	Lowest channel	<b>Polarization:</b>	Vertical
<b>Test Voltage:</b>	DC 11.55V	<b>Environment:</b>	Temp: 24°C Huni: 57%

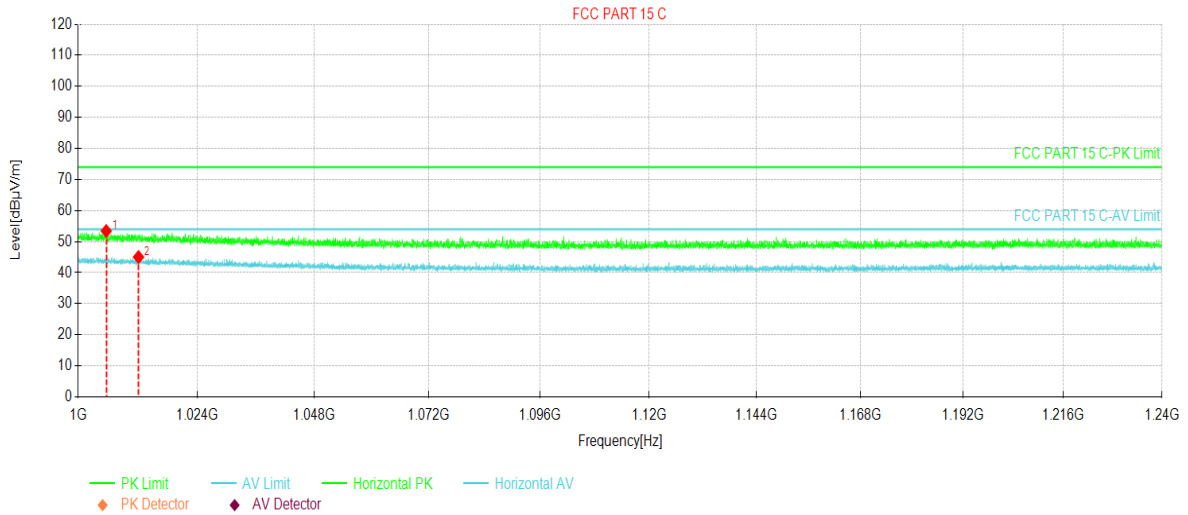


	Read Freq	Antenna Level	Factor dB/m	Cable Loss	Preamp Factor	Level	Limit Line	Over Limit	Remark
	MHz	dBuV	dB/m	dB	dB	dBuV/m	dBuV/m	dB	
1	960.050	8.71	22.86	3.51	0.00	35.08	54.00	-18.92	

**Remark:**

1. Final Level = Receiver Read level + Factor(Antenna Factor + Cable Loss – Preamplifier Factor).
2. The emission levels of other frequencies are lower than the limit 20dB and not show in test report.

<b>Product Name:</b>	DragonFish Base Station	<b>Product Model:</b>	DFMS-2
<b>Test By:</b>	Mike	<b>Test mode:</b>	900MHz-16QAM Tx mode
<b>Test Channel:</b>	Highest channel	<b>Polarization:</b>	Horizontal
<b>Test Voltage:</b>	DC 11.55V	<b>Environment:</b>	Temp: 24°C Huni: 57%

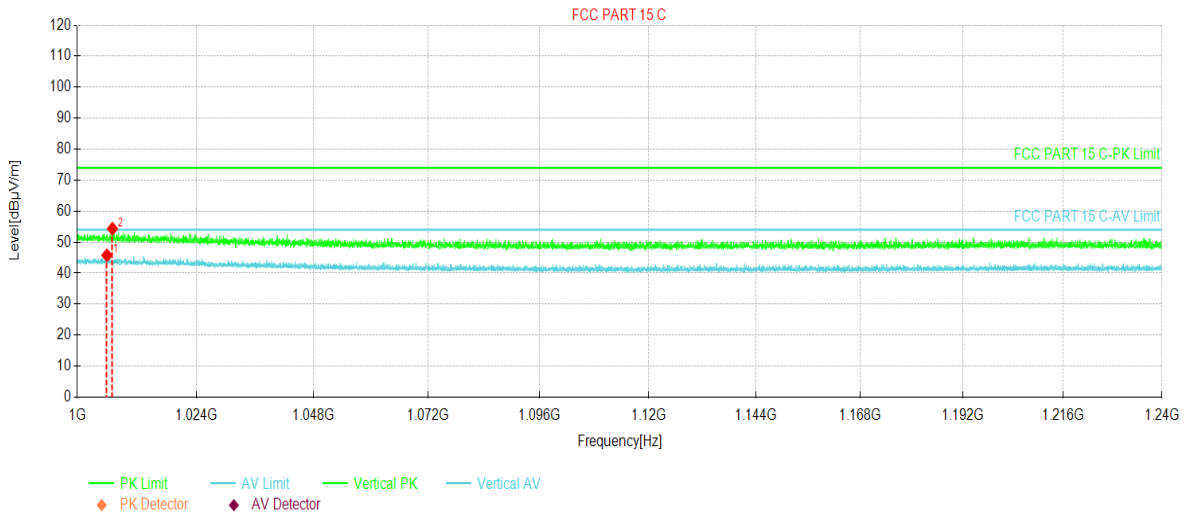


NO.	Freq. [MHz]	Reading [dBµV/m]	Level [dBµV/m]	Factor [dB]	Limit [dBµV/m]	Margin [dB]	Trace	Polarity
1	1005.59	49.51	53.42	3.91	74.00	20.58	PK	Horizontal
2	1012.04	41.32	45.04	3.72	54.00	8.96	AV	Horizontal

**Remark:**

- Final Level = Receiver Read level + Factor(Antenna Factor + Cable Loss – Preamplifier Factor).
- The emission levels of other frequencies are lower than the limit 20dB and not show in test report.

<b>Product Name:</b>	DragonFish Base Station	<b>Product Model:</b>	DFMS-2
<b>Test By:</b>	Mike	<b>Test mode:</b>	900MHz-16QAM Tx mode
<b>Test Channel:</b>	Highest channel	<b>Polarization:</b>	Vertical
<b>Test Voltage:</b>	DC 11.55V	<b>Environment:</b>	Temp: 24°C Humi: 57%

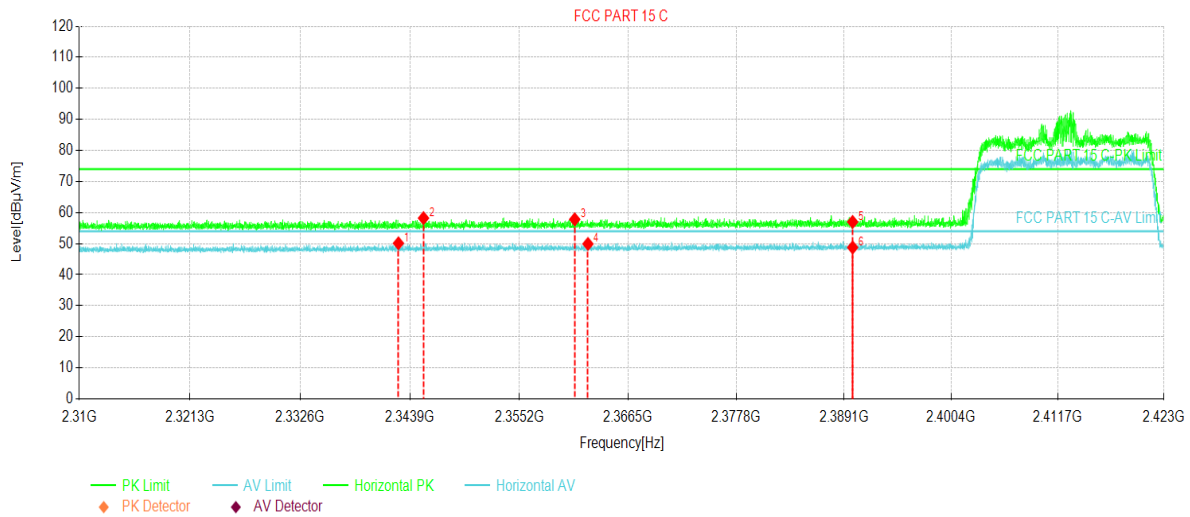


NO.	Freq. [MHz]	Reading [dBµV/m]	Level [dBµV/m]	Factor [dB]	Limit [dBµV/m]	Margin [dB]	Trace	Polarity
1	1005.90	41.86	45.76	3.90	54.00	8.24	AV	Vertical
2	1007.00	50.47	54.33	3.86	74.00	19.67	PK	Vertical

**Remark:**

- Final Level = Receiver Read level + Factor(Antenna Factor + Cable Loss – Preamplifier Factor).
- The emission levels of other frequencies are lower than the limit 20dB and not show in test report.

<b>Product Name:</b>	DragonFish Base Station	<b>Product Model:</b>	DFMS-2
<b>Test By:</b>	Mike	<b>Test mode:</b>	2.4GHz-QPSK Tx mode
<b>Test Channel:</b>	Lowest channel	<b>Polarization:</b>	Horizontal
<b>Test Voltage:</b>	DC 11.55V	<b>Environment:</b>	Temp: 24°C Huni: 57%



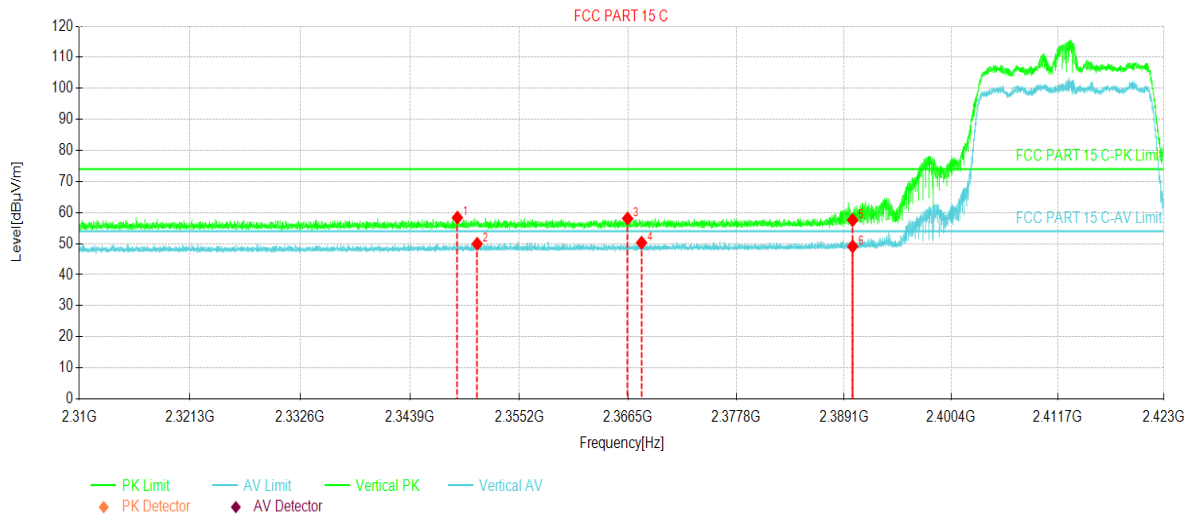
NO.	Freq. [MHz]	Reading [dBµV/m]	Level [dBµV/m]	Factor [dB]	Limit [dBµV/m]	Margin [dB]	Trace	Polarity
1	2342.69	43.26	50.11	6.85	54.00	3.89	AV	Horizontal
2	2345.28	51.35	58.21	6.86	74.00	15.79	PK	Horizontal
3	2360.94	50.85	57.82	6.97	74.00	16.18	PK	Horizontal
4	2362.32	42.92	49.91	6.99	54.00	4.09	AV	Horizontal
5	2390.01	49.76	56.98	7.22	74.00	17.02	PK	Horizontal
6	2390.01	41.54	48.76	7.22	54.00	5.24	AV	Horizontal

Remark:

- Final Level = Receiver Read level + Factor(Antenna Factor + Cable Loss – Preamplifier Factor).
- The emission levels of other frequencies are lower than the limit 20dB and not show in test report.



<b>Product Name:</b>	DragonFish Base Station	<b>Product Model:</b>	DFMS-2
<b>Test By:</b>	Mike	<b>Test mode:</b>	2.4GHz-QPSK Tx mode
<b>Test Channel:</b>	Lowest channel	<b>Polarization:</b>	Vertical
<b>Test Voltage:</b>	DC 11.55V	<b>Environment:</b>	Temp: 24°C Humi: 57%

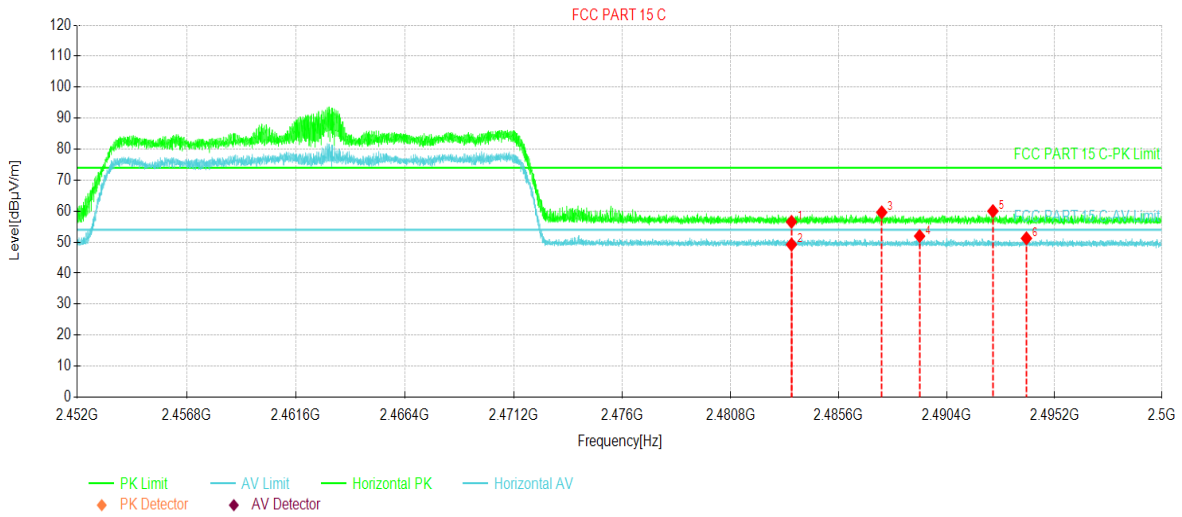


NO.	Freq. [MHz]	Reading [dBuV/m]	Level [dBuV/m]	Factor [dB]	Limit [dBuV/m]	Margin [dB]	Trace	Polarity
1	2348.78	51.50	58.38	6.88	74.00	15.62	PK	Vertical
2	2350.83	43.03	49.92	6.89	54.00	4.08	AV	Vertical
3	2366.44	51.07	58.09	7.02	74.00	15.91	PK	Vertical
4	2367.90	43.26	50.29	7.03	54.00	3.71	AV	Vertical
5	2390.01	50.36	57.58	7.22	74.00	16.42	PK	Vertical
6	2390.01	41.87	49.09	7.22	54.00	4.91	AV	Vertical

**Remark:**

- Final Level = Receiver Read level + Factor(Antenna Factor + Cable Loss – Preamplifier Factor).
- The emission levels of other frequencies are lower than the limit 20dB and not show in test report.

<b>Product Name:</b>	DragonFish Base Station	<b>Product Model:</b>	DFMS-2
<b>Test By:</b>	Mike	<b>Test mode:</b>	2.4GHz-QPSK Tx mode
<b>Test Channel:</b>	Highest channel	<b>Polarization:</b>	Horizontal
<b>Test Voltage:</b>	DC 11.55V	<b>Environment:</b>	Temp: 24°C Huni: 57%

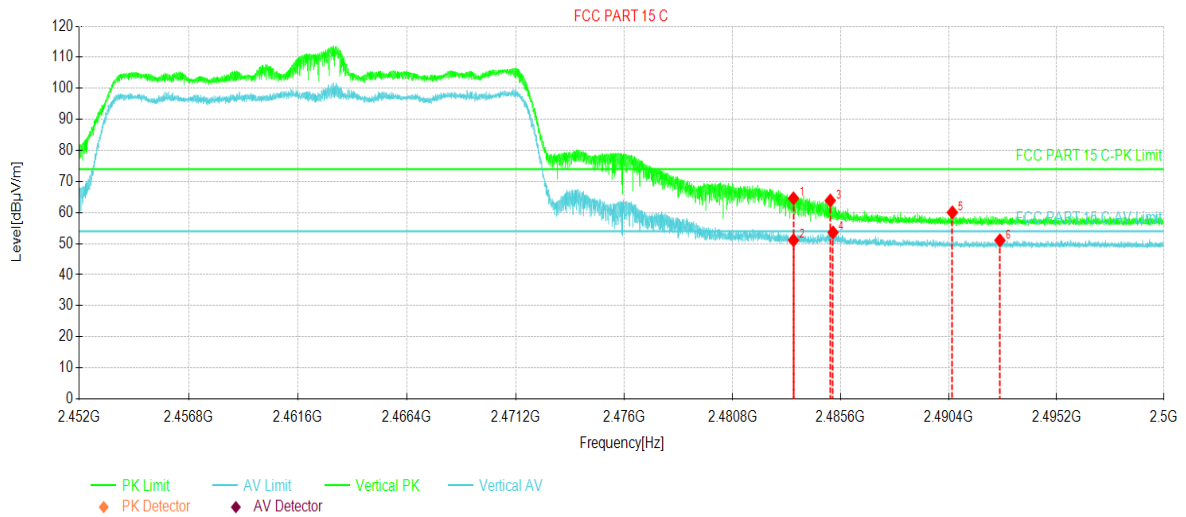


NO.	Freq. [MHz]	Reading [dBuV/m]	Level [dBuV/m]	Factor [dB]	Limit [dBuV/m]	Margin [dB]	Trace	Polarity
1	2483.50	49.05	56.55	7.50	74.00	17.45	PK	Horizontal
2	2483.50	41.72	49.22	7.50	54.00	4.78	AV	Horizontal
3	2487.50	52.14	59.61	7.47	74.00	14.39	PK	Horizontal
4	2489.19	44.49	51.95	7.46	54.00	2.05	AV	Horizontal
5	2492.45	52.58	60.02	7.44	74.00	13.98	PK	Horizontal
6	2493.95	43.80	51.23	7.43	54.00	2.77	AV	Horizontal

**Remark:**

- Final Level = Receiver Read level + Factor(Antenna Factor + Cable Loss – Preamplifier Factor).
- The emission levels of other frequencies are lower than the limit 20dB and not show in test report.

<b>Product Name:</b>	DragonFish Base Station	<b>Product Model:</b>	DFMS-2
<b>Test By:</b>	Mike	<b>Test mode:</b>	2.4GHz-QPSK Tx mode
<b>Test Channel:</b>	Highest channel	<b>Polarization:</b>	Vertical
<b>Test Voltage:</b>	DC 11.55V	<b>Environment:</b>	Temp: 24°C Huni: 57%

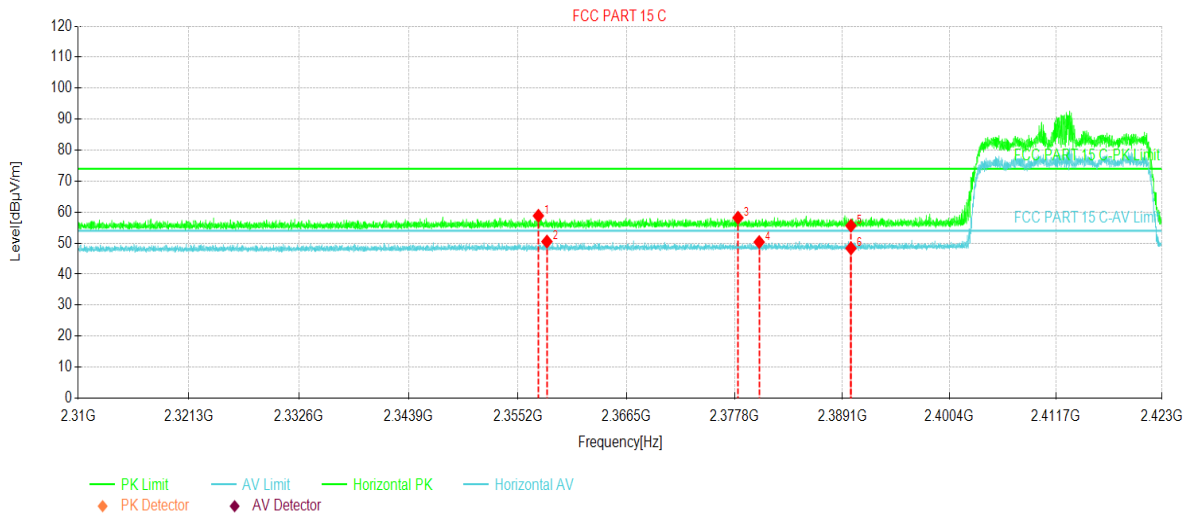


NO.	Freq. [MHz]	Reading [dBµV/m]	Level [dBµV/m]	Factor [dB]	Limit [dBµV/m]	Margin [dB]	Trace	Polarity
1	2483.50	57.08	64.58	7.50	74.00	9.42	PK	Vertical
2	2483.50	43.59	51.09	7.50	54.00	2.91	AV	Vertical
3	2485.13	56.37	63.86	7.49	74.00	10.14	PK	Vertical
4	2485.25	46.12	53.60	7.48	54.00	0.40	AV	Vertical
5	2490.56	52.59	60.04	7.45	74.00	13.96	PK	Vertical
6	2492.67	43.61	51.05	7.44	54.00	2.95	AV	Vertical

**Remark:**

- Final Level = Receiver Read level + Factor(Antenna Factor + Cable Loss – Preamplifier Factor).
- The emission levels of other frequencies are lower than the limit 20dB and not show in test report.

<b>Product Name:</b>	DragonFish Base Station	<b>Product Model:</b>	DFMS-2
<b>Test By:</b>	Mike	<b>Test mode:</b>	2.4GHz-16QAM Tx mode
<b>Test Channel:</b>	Lowest channel	<b>Polarization:</b>	Horizontal
<b>Test Voltage:</b>	DC 11.55V	<b>Environment:</b>	Temp: 24°C Huni: 57%

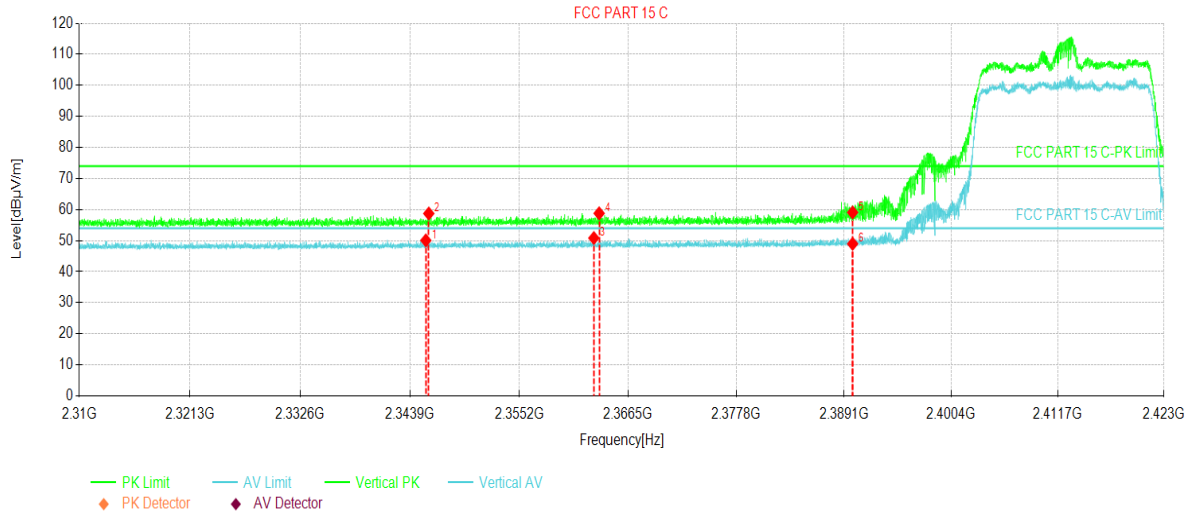


NO.	Freq. [MHz]	Reading [dBµV/m]	Level [dBµV/m]	Factor [dB]	Limit [dBµV/m]	Margin [dB]	Trace	Polarity
1	2357.32	51.88	58.82	6.94	74.00	15.18	PK	Horizontal
2	2358.21	43.57	50.52	6.95	54.00	3.48	AV	Horizontal
3	2378.14	51.07	58.19	7.12	74.00	15.81	PK	Horizontal
4	2380.37	43.21	50.35	7.14	54.00	3.65	AV	Horizontal
5	2390.01	48.41	55.63	7.22	74.00	18.37	PK	Horizontal
6	2390.01	41.11	48.33	7.22	54.00	5.67	AV	Horizontal

**Remark:**

- Final Level = Receiver Read level + Factor(Antenna Factor + Cable Loss – Preamplifier Factor).
- The emission levels of other frequencies are lower than the limit 20dB and not show in test report.

<b>Product Name:</b>	DragonFish Base Station	<b>Product Model:</b>	DFMS-2
<b>Test By:</b>	Mike	<b>Test mode:</b>	2.4GHz-16QAM Tx mode
<b>Test Channel:</b>	Lowest channel	<b>Polarization:</b>	Vertical
<b>Test Voltage:</b>	DC 11.55V	<b>Environment:</b>	Temp: 24°C Humi: 57%

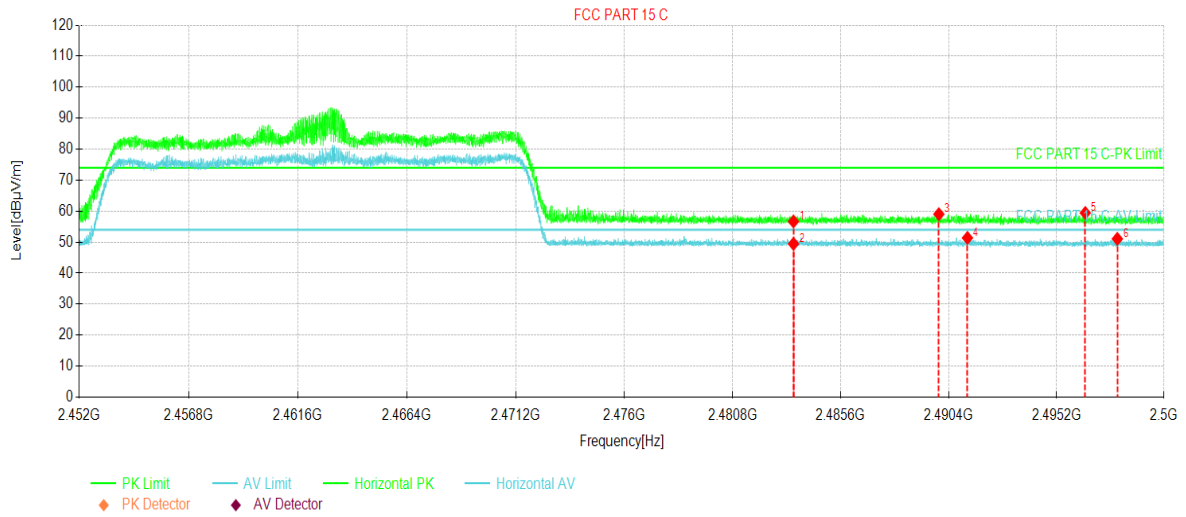


NO.	Freq. [MHz]	Reading [dBµV/m]	Level [dBµV/m]	Factor [dB]	Limit [dBµV/m]	Margin [dB]	Trace	Polarity
1	2345.51	43.20	50.06	6.86	54.00	3.94	AV	Vertical
2	2345.82	51.86	58.72	6.86	74.00	15.28	PK	Vertical
3	2362.93	43.84	50.83	6.99	54.00	3.17	AV	Vertical
4	2363.48	51.78	58.78	7.00	74.00	15.22	PK	Vertical
5	2390.01	51.86	59.08	7.22	74.00	14.92	PK	Vertical
6	2390.01	41.75	48.97	7.22	54.00	5.03	AV	Vertical

**Remark:**

- Final Level = Receiver Read level + Factor(Antenna Factor + Cable Loss – Pre-amplifier Factor).
- The emission levels of other frequencies are lower than the limit 20dB and not show in test report.

<b>Product Name:</b>	DragonFish Base Station	<b>Product Model:</b>	DFMS-2
<b>Test By:</b>	Mike	<b>Test mode:</b>	2.4GHz-16QAM Tx mode
<b>Test Channel:</b>	Highest channel	<b>Polarization:</b>	Horizontal
<b>Test Voltage:</b>	DC 11.55V	<b>Environment:</b>	Temp: 24°C Huni: 57%

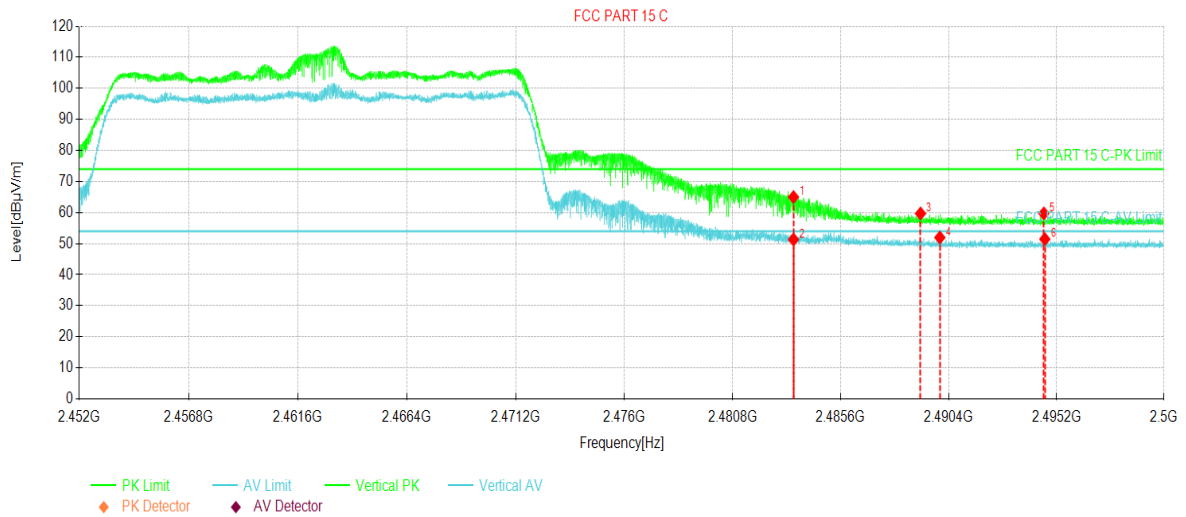


NO.	Freq. [MHz]	Reading [dBuV/m]	Level [dBuV/m]	Factor [dB]	Limit [dBuV/m]	Margin [dB]	Trace	Polarity
1	2483.50	49.18	56.68	7.50	74.00	17.32	PK	Horizontal
2	2483.50	41.95	49.45	7.50	54.00	4.55	AV	Horizontal
3	2489.96	51.57	59.02	7.45	74.00	14.98	PK	Horizontal
4	2491.23	43.92	51.37	7.45	54.00	2.63	AV	Horizontal
5	2496.48	52.01	59.42	7.41	74.00	14.58	PK	Horizontal
6	2497.91	43.66	51.06	7.40	54.00	2.94	AV	Horizontal

**Remark:**

- Final Level = Receiver Read level + Factor(Antenna Factor + Cable Loss – Preamplifier Factor).
- The emission levels of other frequencies are lower than the limit 20dB and not show in test report.

<b>Product Name:</b>	DragonFish Base Station	<b>Product Model:</b>	DFMS-2
<b>Test By:</b>	Mike	<b>Test mode:</b>	2.4GHz-16QAM Tx mode
<b>Test Channel:</b>	Highest channel	<b>Polarization:</b>	Vertical
<b>Test Voltage:</b>	DC 11.55V	<b>Environment:</b>	Temp: 24°C Huni: 57%



NO.	Freq. [MHz]	Reading [dBµV/m]	Level [dBµV/m]	Factor [dB]	Limit [dBµV/m]	Margin [dB]	Trace	Polarity
1	2483.50	57.49	64.99	7.50	74.00	9.01	PK	Vertical
2	2483.50	43.83	51.33	7.50	54.00	2.67	AV	Vertical
3	2489.14	52.24	59.70	7.46	74.00	14.30	PK	Vertical
4	2490.00	44.51	51.96	7.45	54.00	2.04	AV	Vertical
5	2494.63	52.29	59.71	7.42	74.00	14.29	PK	Vertical
6	2494.68	44.03	51.45	7.42	54.00	2.55	AV	Vertical

**Remark:**

1. Final Level = Receiver Read level + Factor(Antenna Factor + Cable Loss – Preamplifier Factor).
2. The emission levels of other frequencies are lower than the limit 20dB and not show in test report.

## 6.7 Spurious Emission

### 6.7.1 Conducted Emission Method

Test Requirement:	FCC Part 15 C Section 15.247 (d)
Limit:	In any 100 kHz bandwidth outside the frequency band in which the spread spectrum intentional radiator is operating, the radio frequency power that is produced by the intentional radiator shall be at least 20 dB below that in the 100 kHz bandwidth within the band that contains the highest level of the desired power, based on either an RF conducted or a radiated measurement. If the transmitter complies with the conducted power limits based on the use of RMS averaging over a time interval, as permitted under paragraph(b)(3) of this section, the attenuation required under this paragraph shall be 30 dB instead of 20 dB.
Test setup:	
Test Instruments:	Refer to section 5.8 for details
Test mode:	Refer to section 5.3 for details
Test results:	Passed
Measurement Data:	Refer to Appendix A – 900MHz, Appendix B – 2.4GHz,



### 6.7.2 Radiated Emission Method

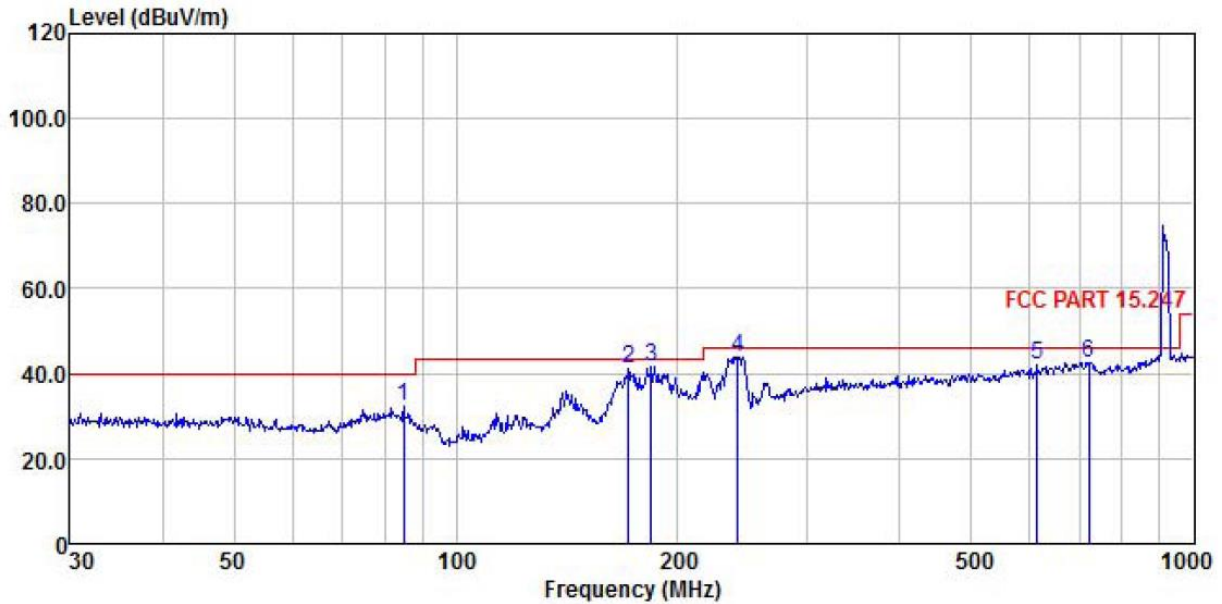
Test Requirement:	FCC Part 15 C Section 15.209 and 15.205				
Test Frequency Range:	9kHz to 25GHz				
Test Distance:	3m				
Receiver setup:	Frequency	Detector	RBW	VBW	Remark
	30MHz-1GHz	Quasi-peak	120KHz	300KHz	Quasi-peak Value
	Above 1GHz	Peak	1MHz	3MHz	Peak Value
RMS		1MHz	3MHz	Average Value	
Limit:	Frequency	Limit (dBuV/m @3m)		Remark	
	30MHz-88MHz	40.0		Quasi-peak Value	
	88MHz-216MHz	43.5		Quasi-peak Value	
	216MHz-960MHz	46.0		Quasi-peak Value	
	960MHz-1GHz	54.0		Quasi-peak Value	
Above 1GHz	54.0		Average Value		
	74.0		Peak Value		
Test Procedure:	<ol style="list-style-type: none"> <li>The EUT was placed on the top of a rotating table 0.8m(below 1GHz)/1.5m(above 1GHz) above the ground at a 3 meter chamber. The table was rotated 360 degrees to determine the position of the highest radiation.</li> <li>The EUT was set 3 meters away from the interference-receiving antenna, which was mounted on the top of a variable-height antenna tower.</li> <li>The antenna height is varied from one meter to four meters above the ground to determine the maximum value of the field strength. Both horizontal and vertical polarizations of the antenna are set to make the measurement.</li> <li>For each suspected emission, the EUT was arranged to its worst case and then the antenna was tuned to heights from 1 meter to 4 meters and the rota table was turned from 0 degrees to 360 degrees to find the maximum reading.</li> <li>The test-receiver system was set to Peak Detect Function and Specified Bandwidth with Maximum Hold Mode.</li> <li>If the emission level of the EUT in peak mode was 10dB lower than the limit specified, then testing could be stopped and the peak values of the EUT would be reported. Otherwise the emissions that did not have 10dB margin would be re-tested one by one using peak, quasi-peak or average method as specified and then reported in a data sheet.</li> </ol>				
Test setup:	<p>Below 1GHz</p> <p>Above 1GHz</p>				

Test Instruments:	Refer to section 5.9 for details
Test mode:	Refer to section 5.3 for details
Test results:	Passed
Remark:	<ol style="list-style-type: none"> <li>1. Pre-scan all kind of the place mode (X-axis, Y-axis, Z-axis), and found the Y-axis is the worst case.</li> <li>2. 9 kHz to 30MHz is lower than the limit 20dB, so only shows the data of above 30MHz in this report.</li> <li>3. Pre-scan all kind of Bandwidth and Modulation and found the 1.4MHz and QPSK is the worst case.</li> </ol>

Measurement Data (worst case):

Below 1GHz:

Product Name:	DragonFish Base Station	Product Model:	DFMS-2
Test By:	Mike	Test mode:	900MHz Tx mode
Test Frequency:	30 MHz ~ 1 GHz	Polarization:	Horizontal
Test Voltage:	DC 11.55V	Environment:	Temp: 24°C Humi: 57%

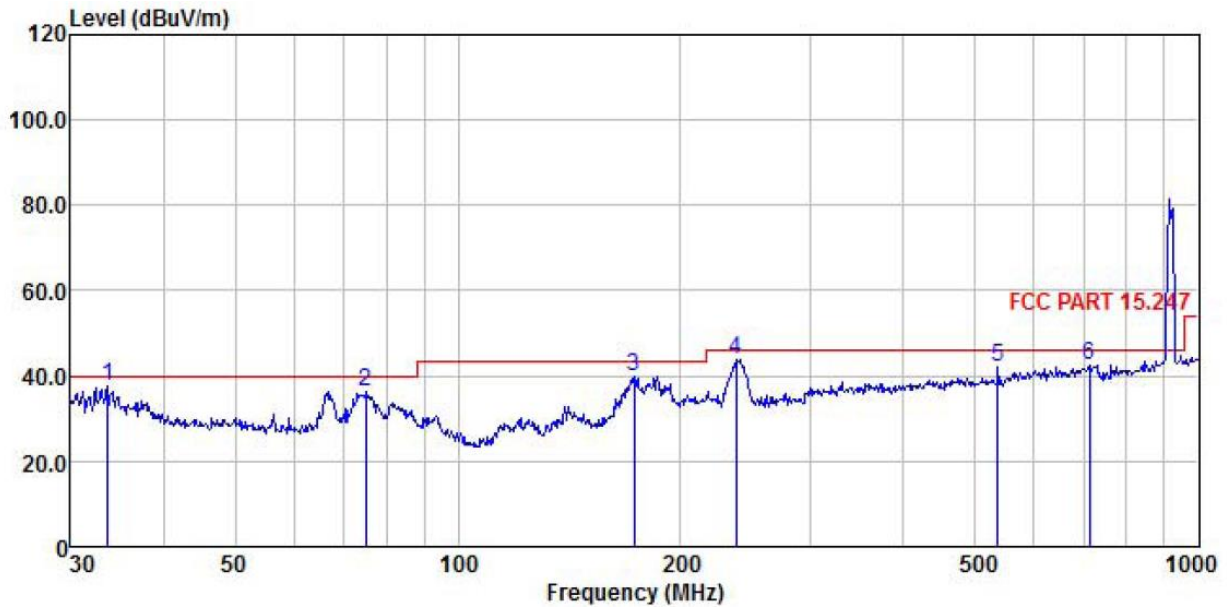


	Freq	Read Level	Antenna Factor	Cable Loss	Preamp Factor	Level	Limit Line	Over Limit	Remark
	MHz	dBuV	dB/m	dB	dB	dBuV/m	dBuV/m	dB	
1	84.999	19.87	11.60	0.69	0.00	32.16	40.00	-7.84	QP
2	171.393	23.54	16.58	1.22	0.00	41.34	43.50	-2.16	QP
3	183.844	23.09	17.12	1.31	0.00	41.52	43.50	-1.98	QP
4	240.830	23.91	18.47	1.53	0.00	43.91	46.00	-2.09	QP
5	614.214	19.28	19.96	2.64	0.00	41.88	46.00	-4.12	QP
6	721.726	19.28	20.55	2.90	0.00	42.73	46.00	-3.27	QP

Remark:

1. Final Level = Receiver Read level + Factor(Antenna Factor + Cable Loss – Pre-amplifier Factor).
2. The emission levels of other frequencies are lower than the limit 20dB and not show in test report.

<b>Product Name:</b>	DragonFish Base Station	<b>Product Model:</b>	DFMS-2
<b>Test By:</b>	Mike	<b>Test mode:</b>	900MHz Tx mode
<b>Test Frequency:</b>	30 MHz ~ 1 GHz	<b>Polarization:</b>	Vertical
<b>Test Voltage:</b>	DC 11.55V	<b>Environment:</b>	Temp: 24°C Huni: 57%

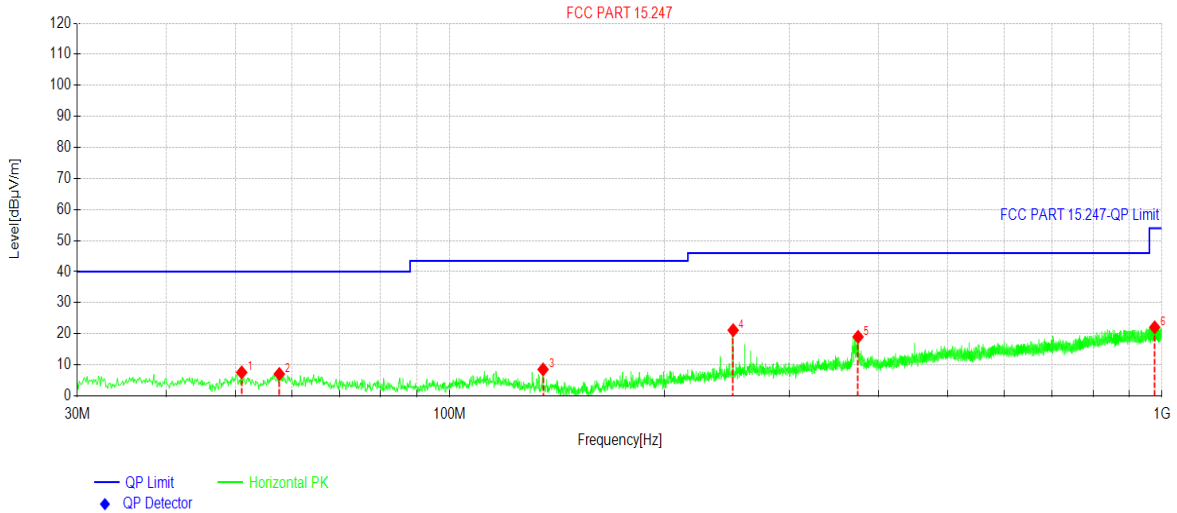


	Read	Antenna	Cable	Preamp		Limit	Over	
	Freq	Level	Factor	Loss	Factor	Level	Line	Limit
	MHz	dBuV	dB/m	dB	dB	dBuV/m	dBuV/m	dB
1	33.680	24.99	12.40	0.38	0.00	37.77	40.00	-2.23 QP
2	75.182	24.08	11.57	0.66	0.00	36.31	40.00	-3.69 QP
3	173.205	21.83	16.69	1.23	0.00	39.75	43.50	-3.75 QP
4	237.476	24.09	18.45	1.52	0.00	44.06	46.00	-1.94 QP
5	535.707	19.93	19.54	2.43	0.00	41.90	46.00	-4.10 QP
6	711.674	19.18	20.52	2.87	0.00	42.57	46.00	-3.43 QP

**Remark:**

1. Final Level = Receiver Read level + Factor(Antenna Factor + Cable Loss – Preamplifier Factor).
2. The emission levels of other frequencies are lower than the limit 20dB and not show in test report.

<b>Product Name:</b>	DragonFish Base Station	<b>Product Model:</b>	DFMS-2
<b>Test By:</b>	Mike	<b>Test mode:</b>	2.4GHz Tx mode
<b>Test Frequency:</b>	30 MHz ~ 1 GHz	<b>Polarization:</b>	Horizontal
<b>Test Voltage:</b>	DC 11.55V	<b>Environment:</b>	Temp: 24°C Huni: 57%

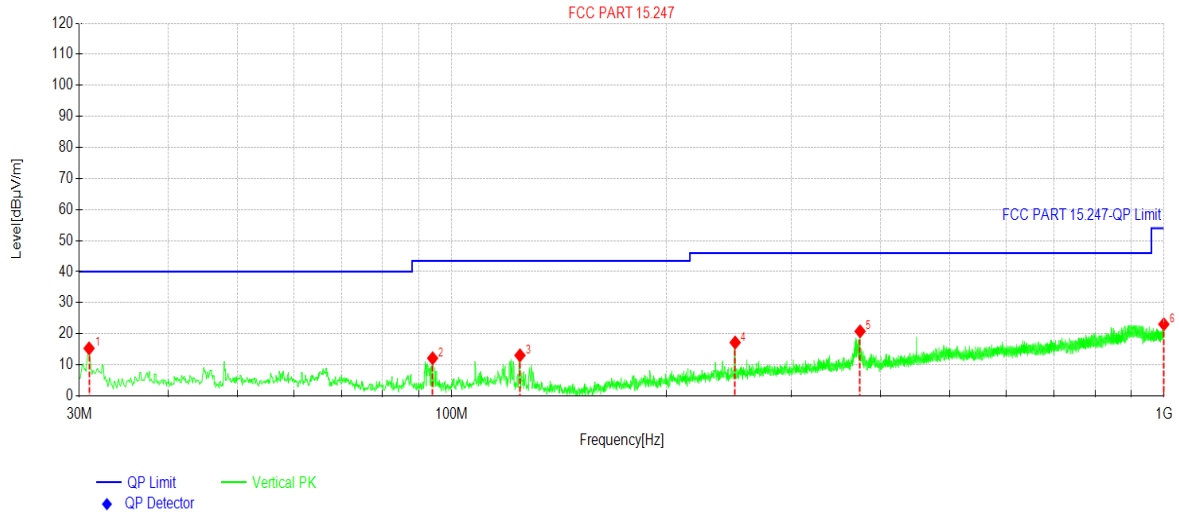


Suspected Data List								
NO.	Freq. [MHz]	Reading[dBμV/m]	Level [dBμV/m]	Factor [dB]	Limit [dBμV/m]	Margin [dB]	Trace	Polarity
1	51.0511	24.64	7.55	-17.09	40.00	32.45	PK	Horizontal
2	57.6478	24.12	7.04	-17.08	40.00	32.96	PK	Horizontal
3	135.255	28.19	8.51	-19.68	43.50	34.99	PK	Horizontal
4	250.018	36.43	21.14	-15.29	46.00	24.86	PK	Horizontal
5	374.384	31.85	19.01	-12.84	46.00	26.99	PK	Horizontal
6	976.717	25.28	22.08	-3.20	54.00	31.92	PK	Horizontal

**Remark:**

- Final Level = Receiver Read level + Factor(Antenna Factor + Cable Loss – Preamplifier Factor).
- The emission levels of other frequencies are lower than the limit 20dB and not show in test report.

<b>Product Name:</b>	DragonFish Base Station	<b>Product Model:</b>	DFMS-2
<b>Test By:</b>	Mike	<b>Test mode:</b>	2.4GHz Tx mode
<b>Test Frequency:</b>	30 MHz ~ 1 GHz	<b>Polarization:</b>	Vertical
<b>Test Voltage:</b>	DC 11.55V	<b>Environment:</b>	Temp: 24°C Huni: 57%



Suspected Data List								
NO.	Freq. [MHz]	Reading [dBµV/m]	Level [dBµV/m]	Factor [dB]	Limit [dBµV/m]	Margin [dB]	Trace	Polarity
1	30.9701	33.54	15.30	-18.24	40.00	24.70	PK	Vertical
2	94.0264	31.36	12.12	-19.24	43.50	31.38	PK	Vertical
3	124.681	31.77	13.04	-18.73	43.50	30.46	PK	Vertical
4	250.018	32.47	17.18	-15.29	46.00	28.82	PK	Vertical
5	374.384	33.62	20.78	-12.84	46.00	25.22	PK	Vertical
6	999.515	25.84	23.08	-2.76	54.00	30.92	PK	Vertical

**Remark:**

- Final Level = Receiver Read level + Factor(Antenna Factor + Cable Loss – Preamplifier Factor).
- The emission levels of other frequencies are lower than the limit 20dB and not show in test report.

**Above 1GHz**
**900MHz:**

BW:1.4MHz,QPSK						
Test channel: Lowest channel						
Detector: Peak Value						
Frequency (MHz)	Read Level (dBuV)	Factor(dB)	Level (dBuV/m)	Limit Line (dBuV/m)	Margin (dB)	Polarization
1808.00	77.72	-21.46	56.26	74.00	17.74	Vertical
1808.00	67.64	-21.46	46.18	74.00	27.82	Horizontal
Detector: Average Value						
Frequency (MHz)	Read Level (dBuV)	Factor(dB)	Level (dBuV/m)	Limit Line (dBuV/m)	Margin (dB)	Polarization
1808.00	69.71	-21.46	48.25	54.00	5.75	Vertical
1808.00	60.51	-21.46	39.05	54.00	14.95	Horizontal
Test channel: Middle channel						
Detector: Peak Value						
Frequency (MHz)	Read Level (dBuV)	Factor(dB)	Level (dBuV/m)	Limit Line (dBuV/m)	Margin (dB)	Polarization
1830.00	77.09	-21.25	55.84	74.00	18.16	Vertical
1830.00	67.97	-21.25	46.72	74.00	27.28	Horizontal
Detector: Average Value						
Frequency (MHz)	Read Level (dBuV)	Factor(dB)	Level (dBuV/m)	Limit Line (dBuV/m)	Margin (dB)	Polarization
1830.00	69.94	-21.25	48.69	54.00	5.31	Vertical
1830.00	60.50	-21.25	39.25	54.00	14.75	Horizontal
Test channel: Highest channel						
Detector: Peak Value						
Frequency (MHz)	Read Level (dBuV)	Factor(dB)	Level (dBuV/m)	Limit Line (dBuV/m)	Margin (dB)	Polarization
1852.00	77.34	-21.02	56.32	74.00	17.68	Vertical
1852.00	67.54	-21.02	46.52	74.00	27.48	Horizontal
Detector: Average Value						
Frequency (MHz)	Read Level (dBuV)	Factor(dB)	Level (dBuV/m)	Limit Line (dBuV/m)	Margin (dB)	Polarization
1852.00	69.61	-21.02	48.59	54.00	5.41	Vertical
1852.00	60.74	-21.02	39.72	54.00	14.28	Horizontal
<i>Remark:</i> 1. <i>Final Level = Receiver Read level + Factor.</i> 2. <i>The emission levels of other frequencies are lower than the limit 20dB and not show in test report.</i>						

**2.4GHz:**

BW:1.4MHz,QPSK						
Test channel: Lowest channel						
Detector: Peak Value						
Frequency (MHz)	Read Level (dBuV)	Factor(dB)	Level (dBuV/m)	Limit Line (dBuV/m)	Margin (dB)	Polarization
4807.00	69.87	-9.58	60.29	74.00	13.71	Vertical
4807.00	60.54	-9.58	50.96	74.00	23.04	Horizontal
Detector: Average Value						
Frequency (MHz)	Read Level (dBuV)	Factor(dB)	Level (dBuV/m)	Limit Line (dBuV/m)	Margin (dB)	Polarization
4807.00	62.51	-9.58	52.93	54.00	1.07	Vertical
4807.00	54.81	-9.58	45.23	54.00	8.77	Horizontal
Test channel: Middle channel						
Detector: Peak Value						
Frequency (MHz)	Read Level (dBuV)	Factor(dB)	Level (dBuV/m)	Limit Line (dBuV/m)	Margin (dB)	Polarization
4879.00	70.22	-9.08	61.14	74.00	12.86	Vertical
4879.00	60.88	-9.08	51.80	74.00	22.20	Horizontal
Detector: Average Value						
Frequency (MHz)	Read Level (dBuV)	Factor(dB)	Level (dBuV/m)	Limit Line (dBuV/m)	Margin (dB)	Polarization
4879.00	62.00	-9.08	52.92	54.00	1.08	Vertical
4879.00	54.66	-9.08	45.58	54.00	8.42	Horizontal
Test channel: Highest channel						
Detector: Peak Value						
Frequency (MHz)	Read Level (dBuV)	Factor(dB)	Level (dBuV/m)	Limit Line (dBuV/m)	Margin (dB)	Polarization
4951.00	70.38	-8.53	61.85	74.00	12.15	Vertical
4951.00	60.59	-8.53	52.06	74.00	21.94	Horizontal
Detector: Average Value						
Frequency (MHz)	Read Level (dBuV)	Factor(dB)	Level (dBuV/m)	Limit Line (dBuV/m)	Margin (dB)	Polarization
4951.00	61.23	-8.53	52.70	54.00	1.30	Vertical
4951.00	55.25	-8.53	46.72	54.00	7.28	Horizontal
Remark: 1. Final Level = Receiver Read level + Factor. 2. The emission levels of other frequencies are lower than the limit 20dB and not show in test report.						