

11AC20SISO_Ant1_5260

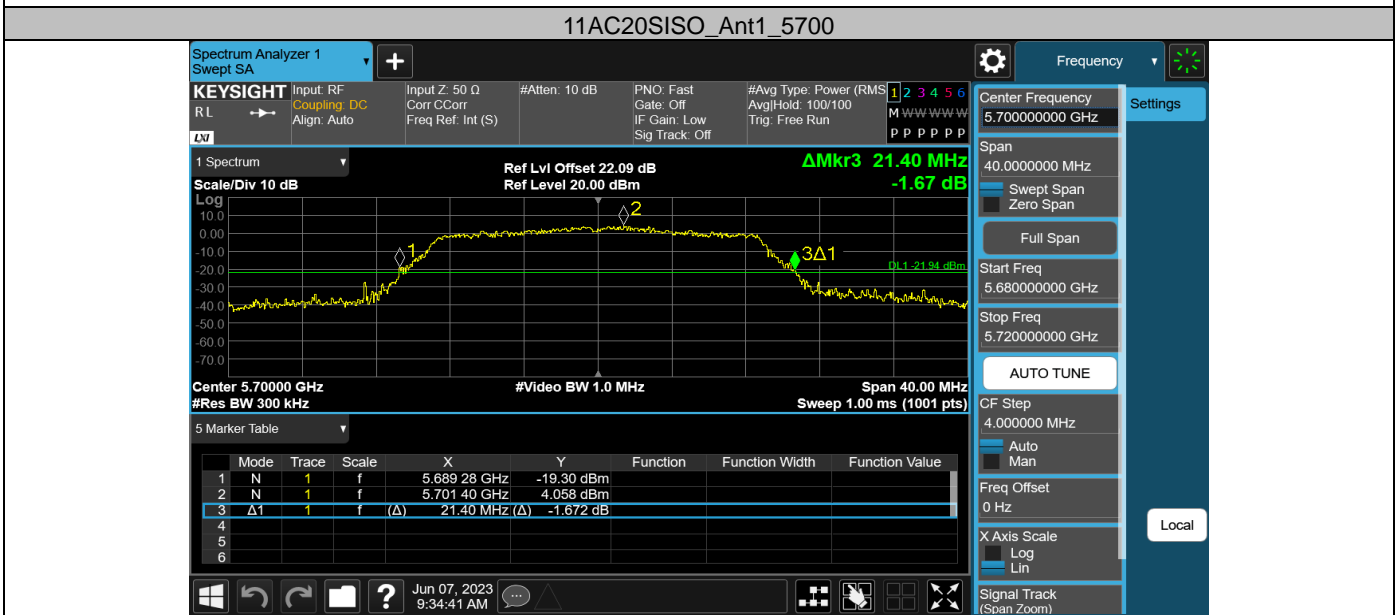
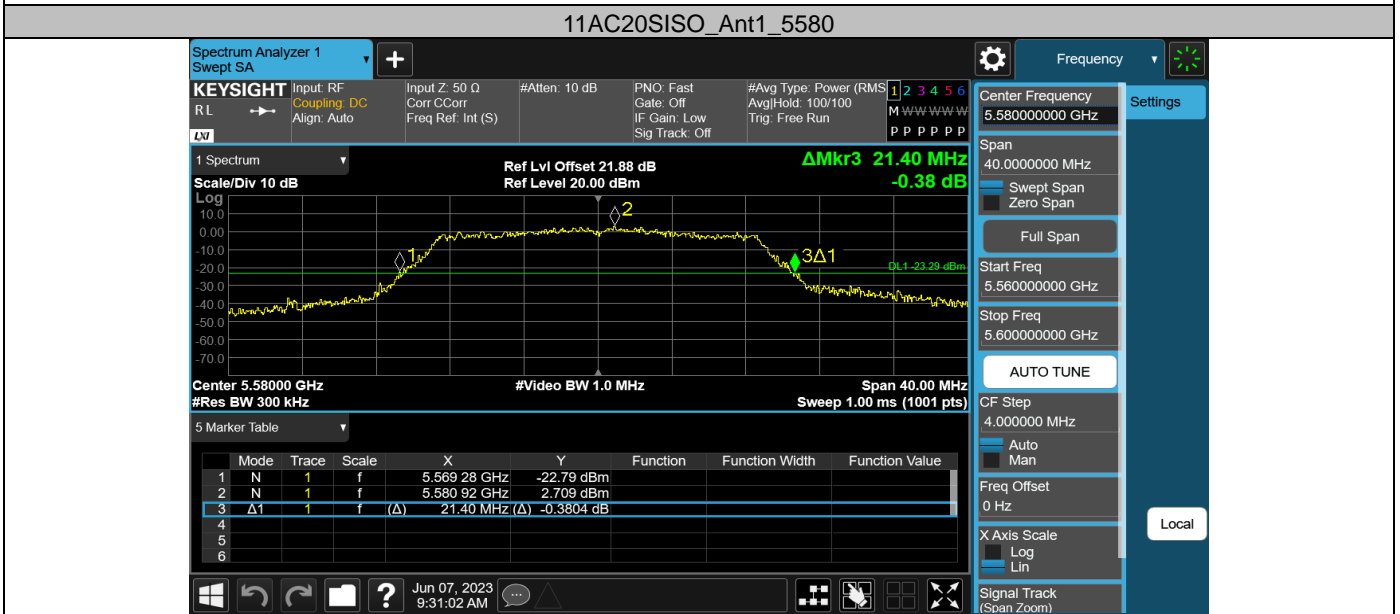
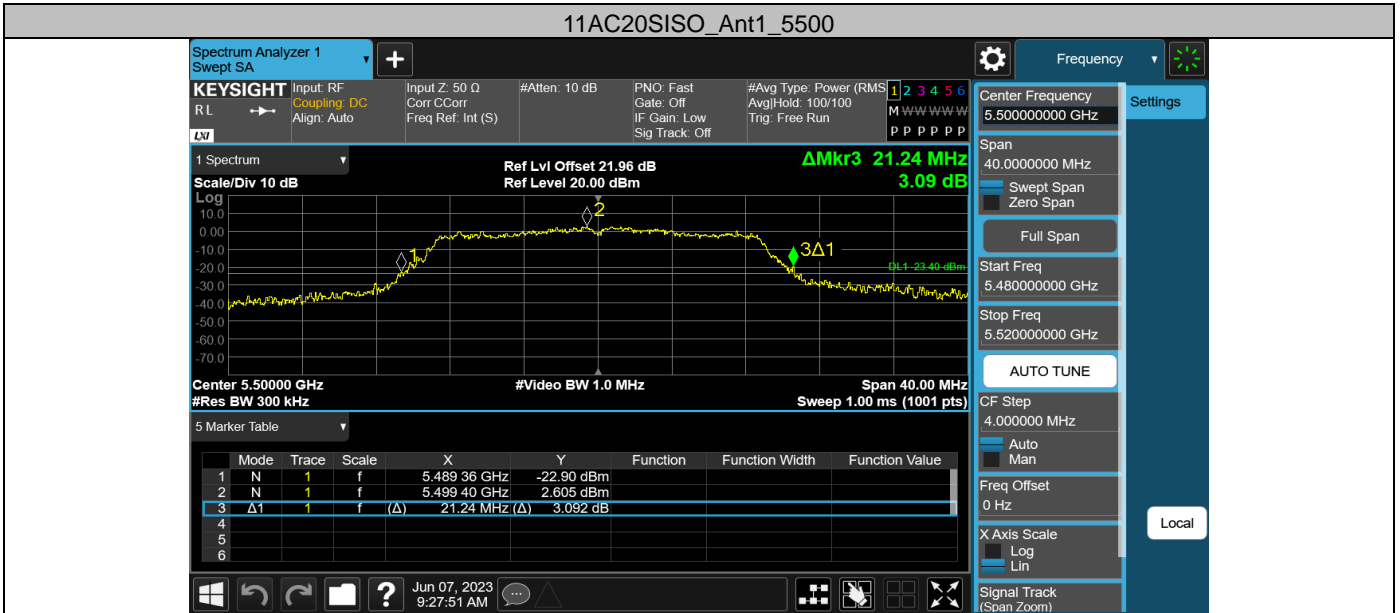


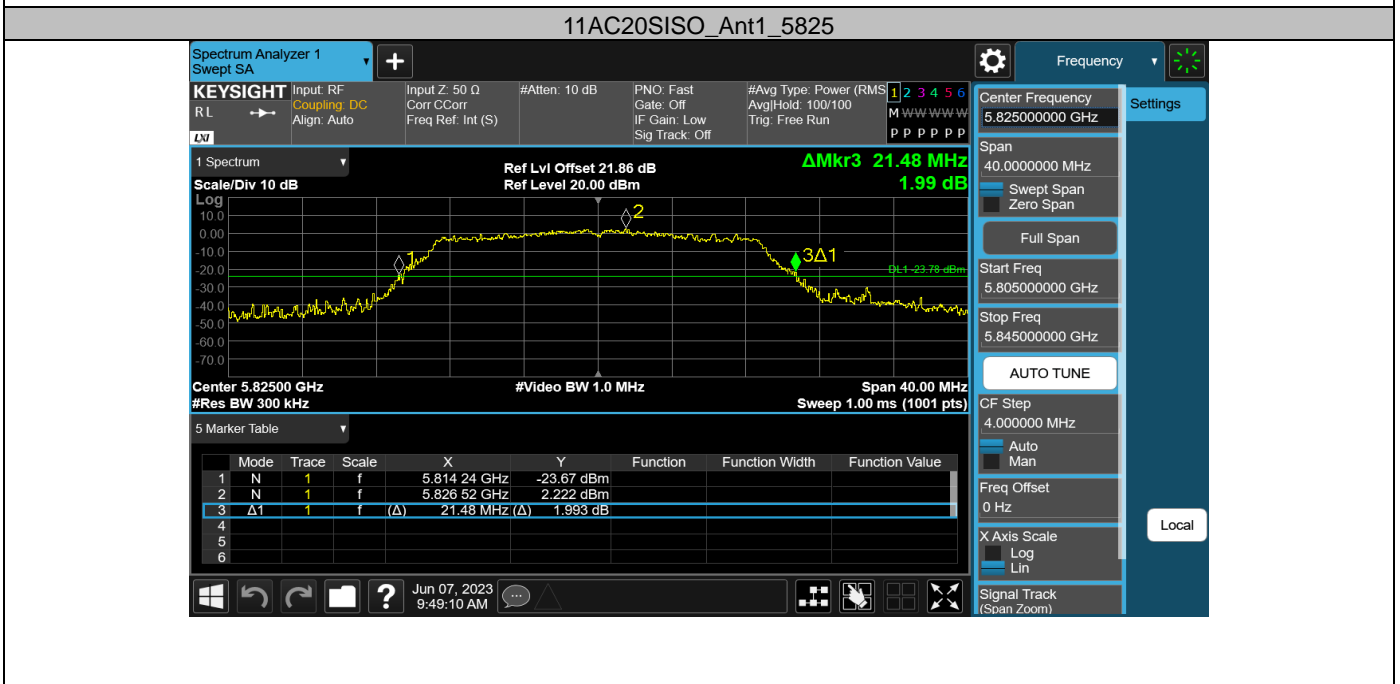
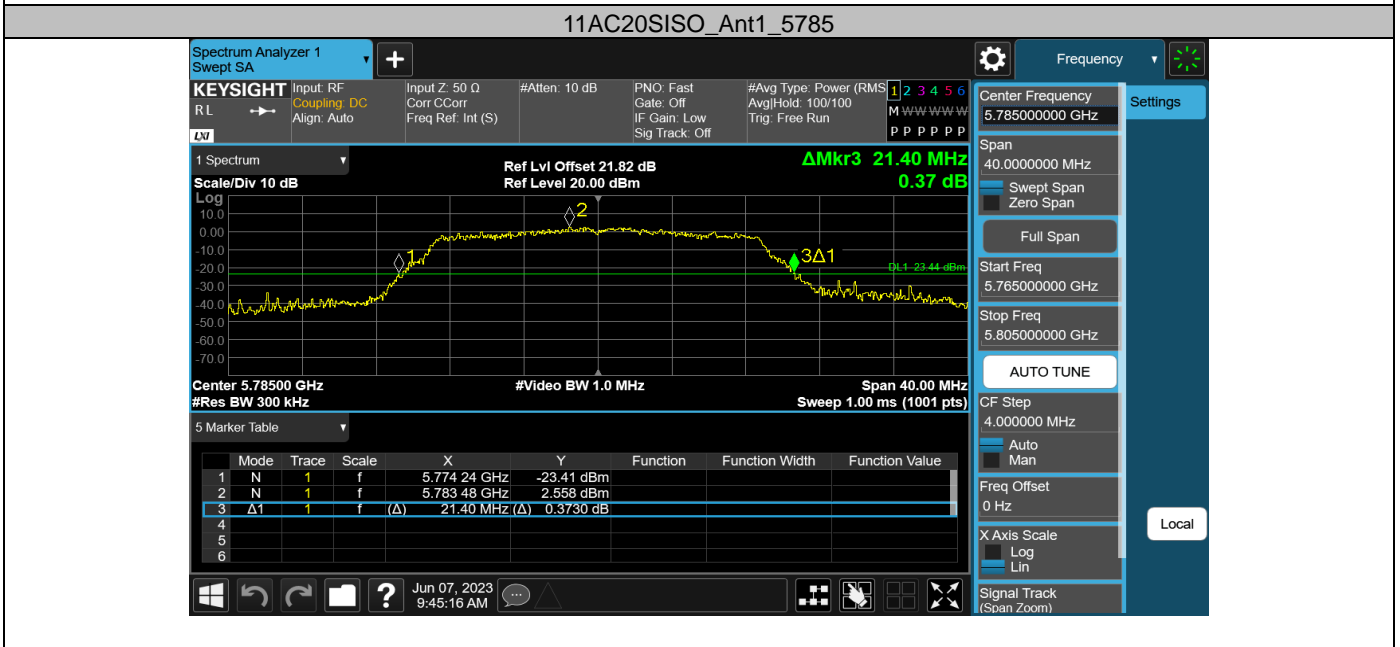
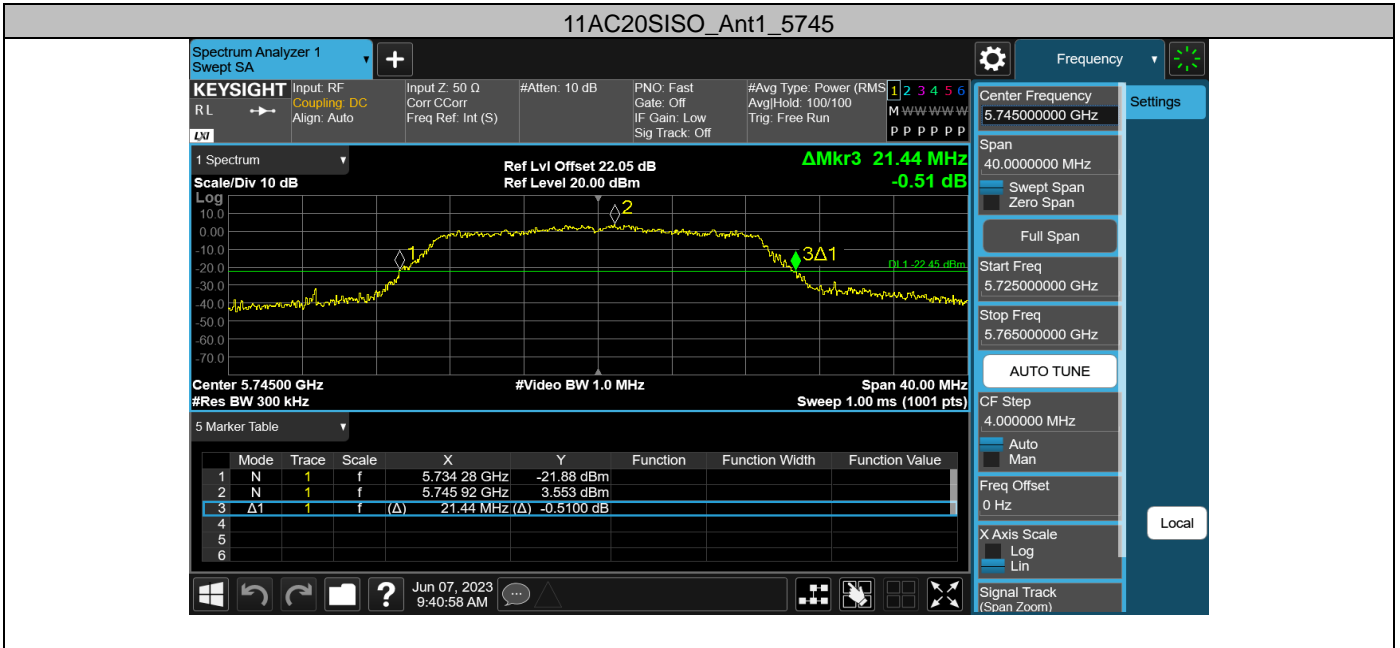
11AC20SISO_Ant1_5300



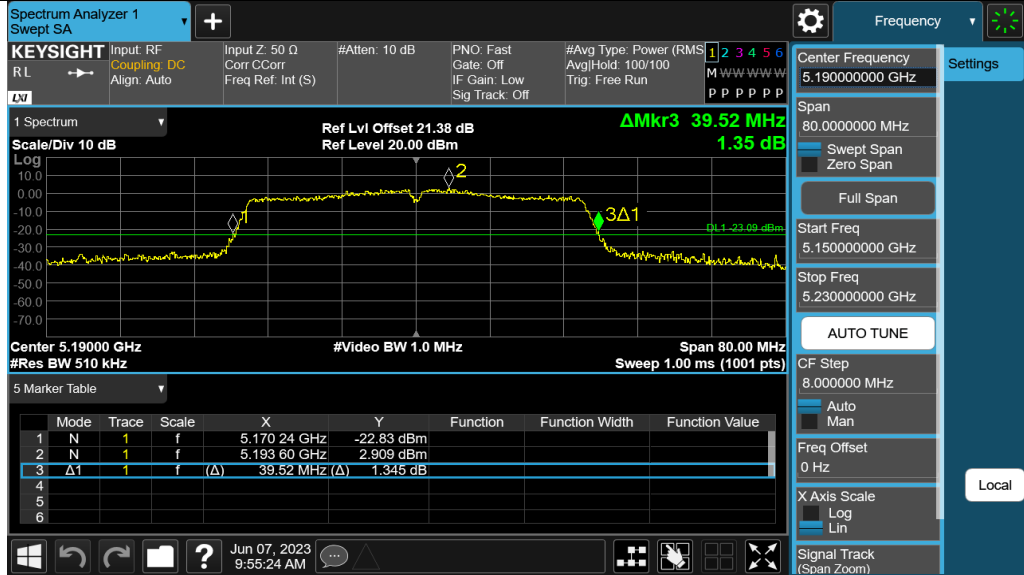
11AC20SISO_Ant1_5320







11AC40SISO_Ant1_5190



11AC40SISO_Ant1_5230



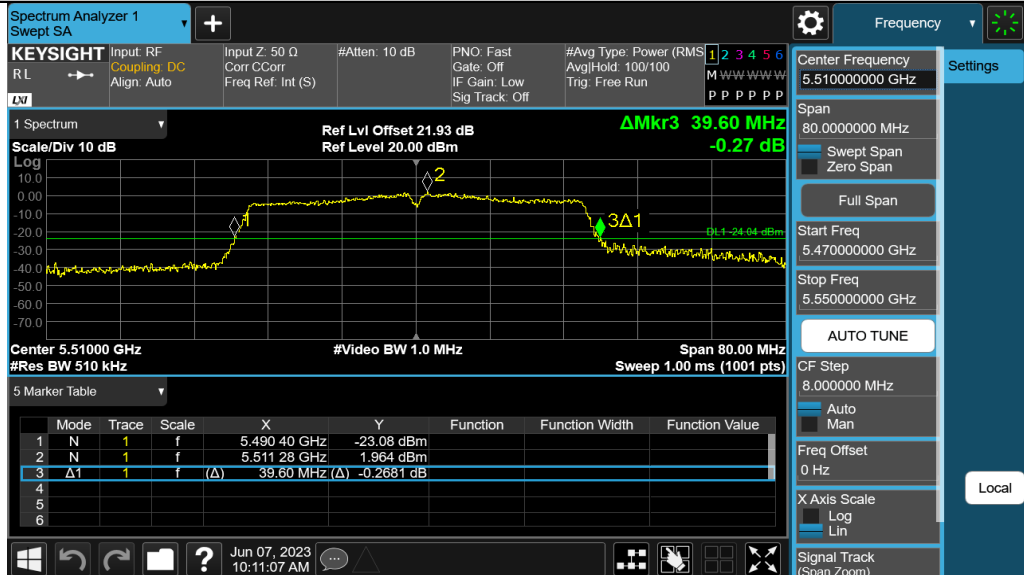
11AC40SISO_Ant1_5270



11AC40SISO_Ant1_5310

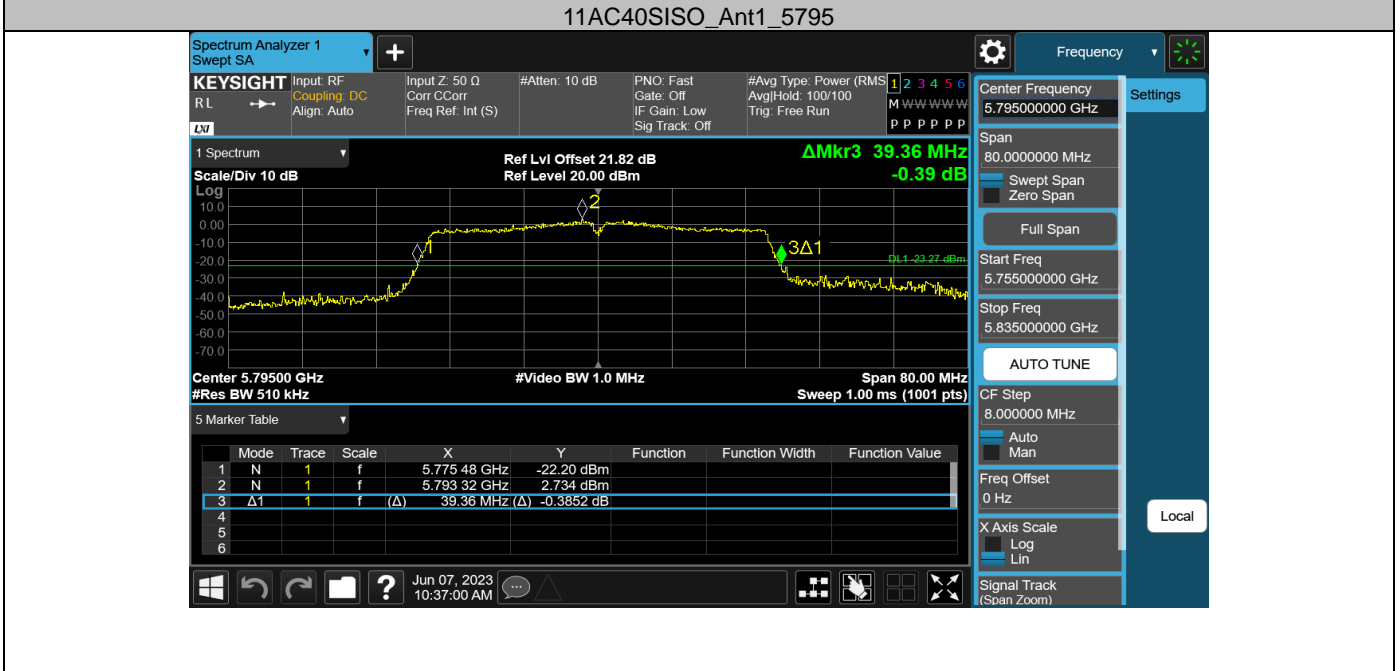
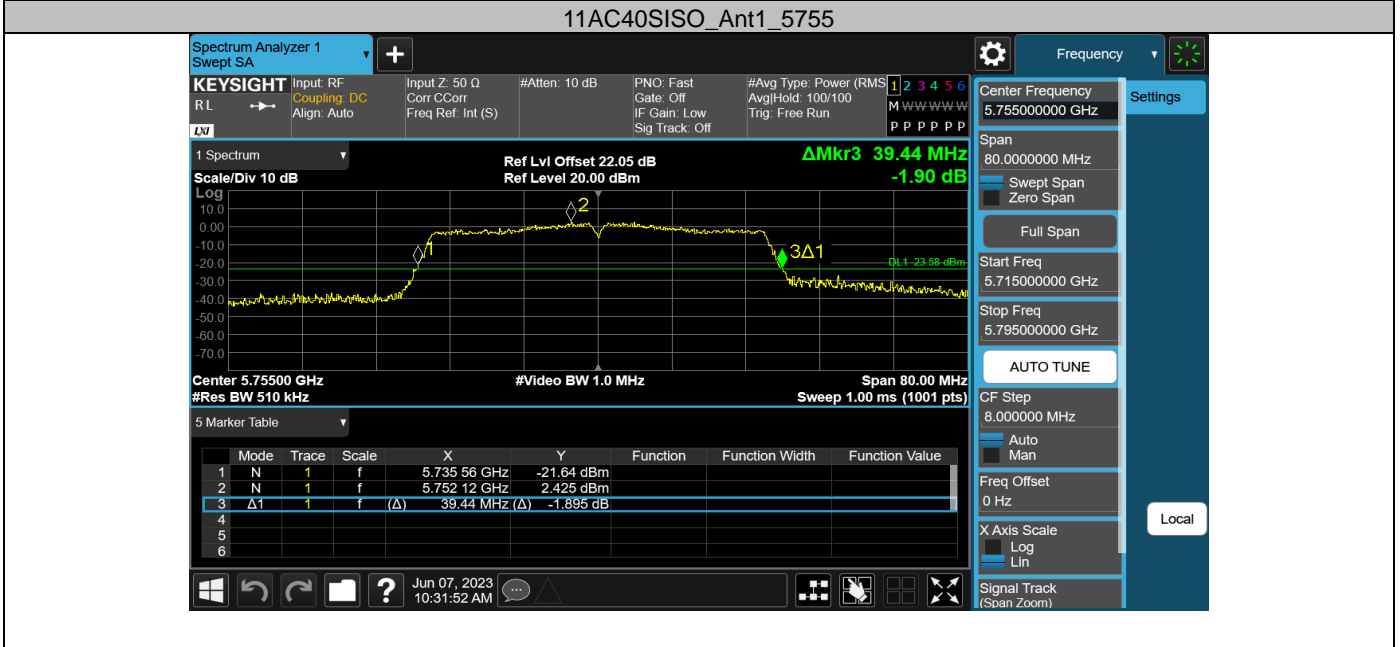
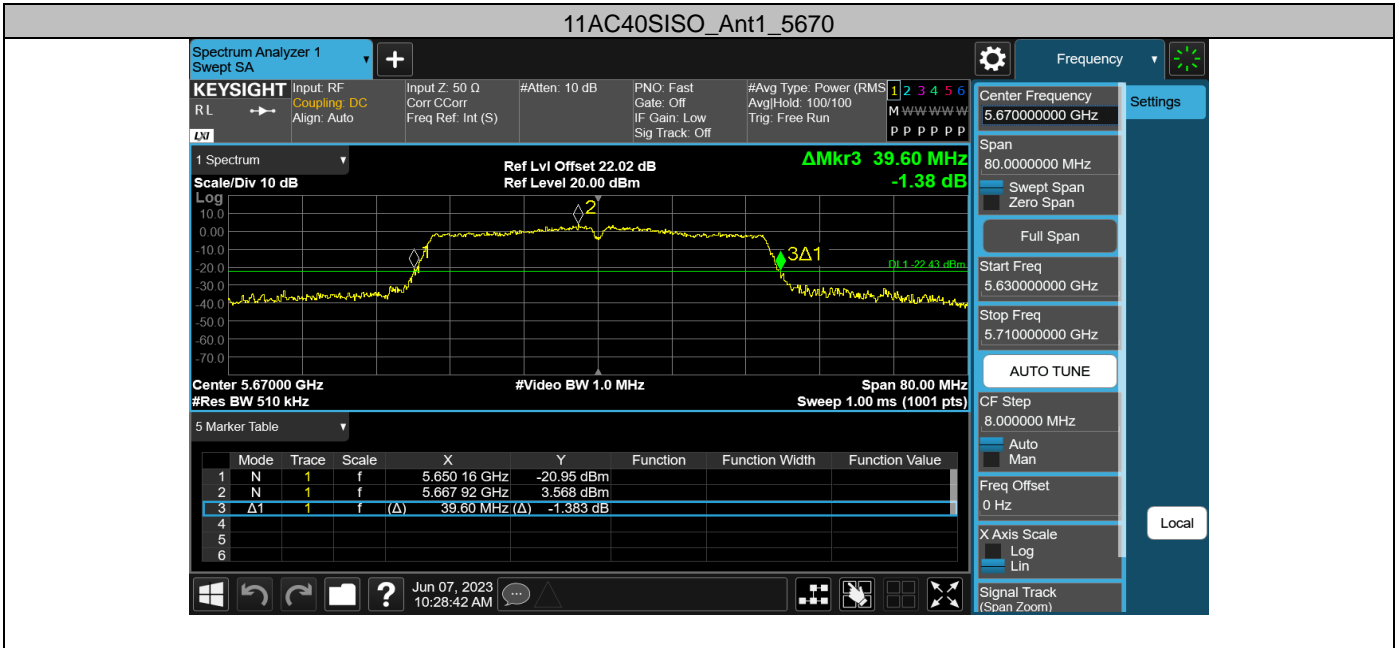


11AC40SISO_Ant1_5510



11AC40SISO_Ant1_5590





11AC80SISO_Ant1_5210

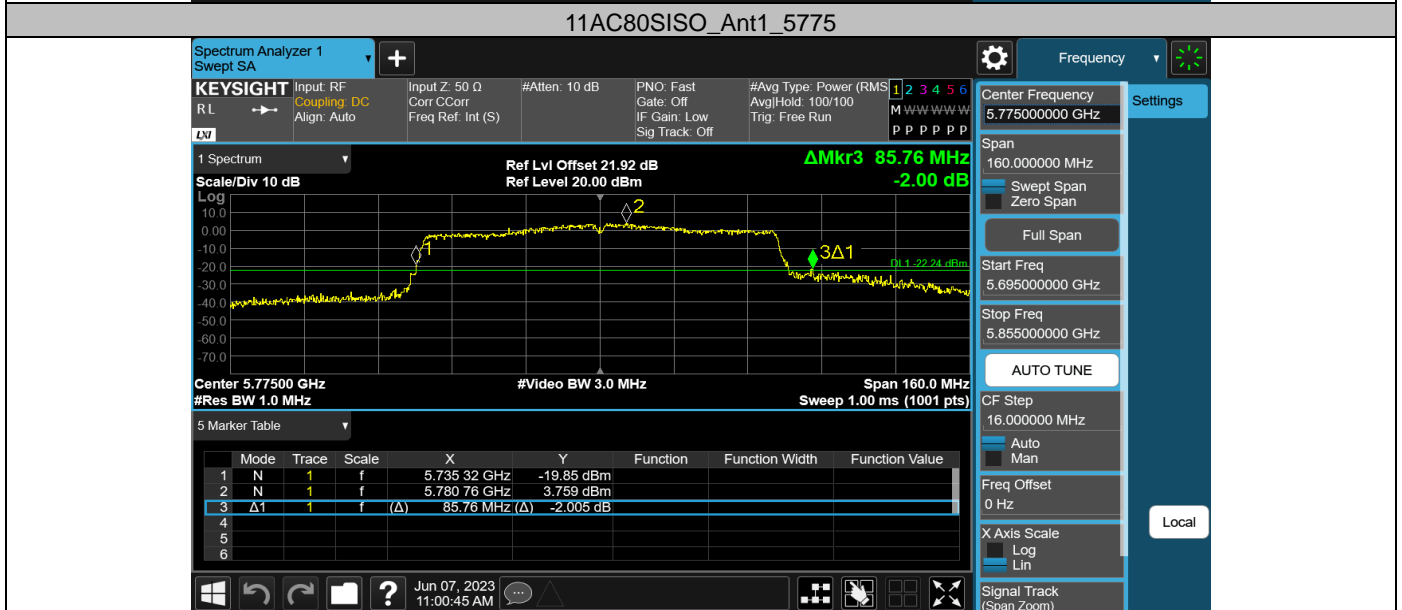
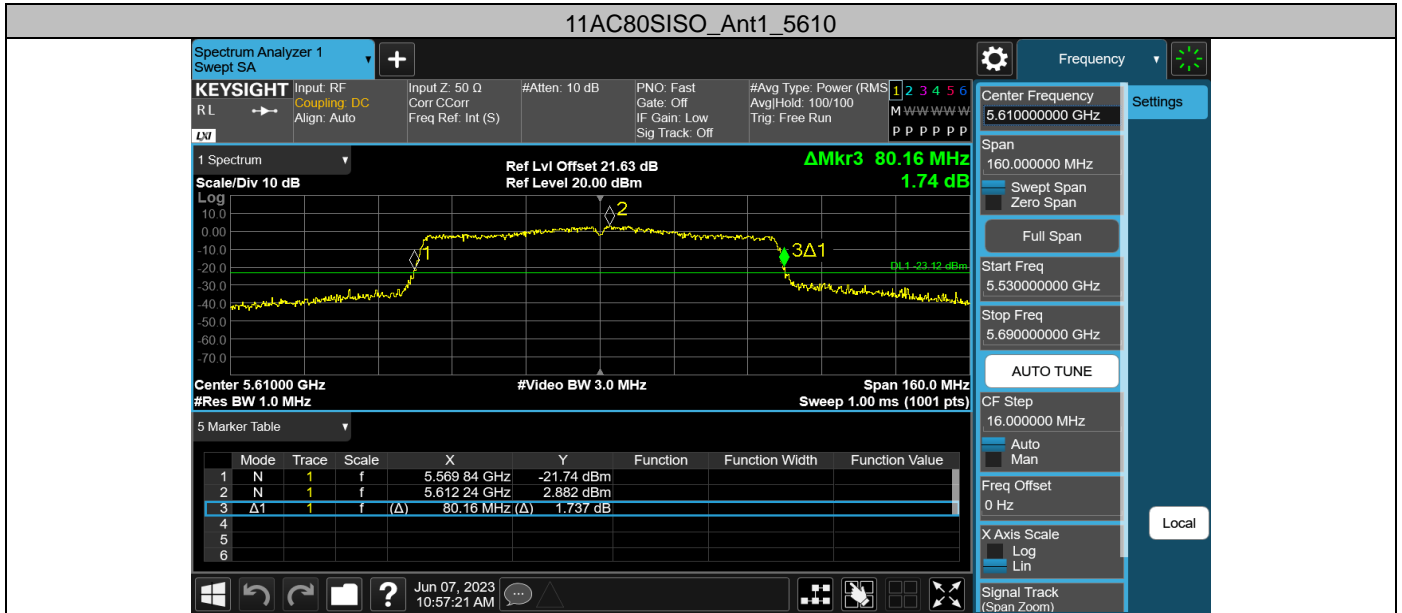


11AC80SISO_Ant1_5290



11AC80SISO_Ant1_5530





Appendix D: Occupied channel bandwidth
 Test Result

Test Mode	Antenna	Frequency [MHz]	OCB [MHz]	FL [MHz]	FH [MHz]	Limit [MHz]	Verdict
11A	Ant1	5180	16.664	5171.6607	5188.3247	---	---
		5200	16.657	5191.6562	5208.3132	---	---
		5240	16.718	5231.6760	5248.3940	---	---
		5260	16.681	5251.6943	5268.3753	---	---
		5300	16.708	5291.6548	5308.3628	---	---
		5320	16.733	5311.6426	5328.3756	---	---
		5500	16.733	5491.6462	5508.3792	---	---
		5580	16.729	5571.6429	5588.3719	---	---
		5700	16.731	5691.6868	5708.4178	---	---
		5745	16.735	5736.6419	5753.3769	---	---
		5785	16.730	5776.6605	5793.3905	---	---
		5825	16.775	5816.5924	5833.3674	---	---
11N20SISO	Ant1	5180	17.792	5171.1260	5188.9180	---	---
		5200	17.843	5191.1021	5208.9451	---	---
		5240	17.769	5231.1486	5248.9176	---	---
		5260	17.914	5251.1426	5269.0566	---	---
		5300	17.742	5291.1847	5308.9267	---	---
		5320	17.839	5311.1545	5328.9935	---	---
		5500	17.824	5491.1272	5508.9512	---	---
		5580	17.857	5571.0740	5588.9310	---	---
		5700	17.767	5691.1325	5708.8995	---	---
		5745	17.832	5736.1143	5753.9463	---	---
		5785	17.775	5776.1698	5793.9448	---	---
		5825	17.798	5816.1206	5833.9186	---	---
11N40SISO	Ant1	5190	36.198	5171.9326	5208.1306	---	---
		5230	36.226	5211.9562	5248.1822	---	---
		5270	36.277	5252.0303	5288.3073	---	---
		5310	36.268	5291.9768	5328.2448	---	---
		5510	36.286	5491.9758	5528.2618	---	---
		5590	36.147	5571.9558	5608.1028	---	---
		5670	36.186	5651.9120	5688.0980	---	---
		5755	36.323	5736.9528	5773.2758	---	---
		5795	36.206	5777.0044	5813.2104	---	---
11AC20SISO	Ant1	5180	17.877	5171.0770	5188.9540	---	---
		5200	17.852	5191.0991	5208.9511	---	---
		5240	17.794	5231.1472	5248.9412	---	---
		5260	17.895	5251.0976	5268.9926	---	---
		5300	17.795	5291.1324	5308.9274	---	---
		5320	17.934	5311.0918	5329.0258	---	---
		5500	17.836	5491.1132	5508.9492	---	---
		5580	17.821	5571.1066	5588.9276	---	---
		5700	17.843	5691.1242	5708.9672	---	---
		5745	17.776	5736.1427	5753.9187	---	---
		5785	17.776	5776.1469	5793.9229	---	---
		5825	17.822	5816.1056	5833.9276	---	---
11AC40SISO	Ant1	5190	36.132	5171.9397	5208.0717	---	---
		5230	36.267	5211.9470	5248.2140	---	---
		5270	36.280	5251.9696	5288.2496	---	---
		5310	36.239	5291.9693	5328.2083	---	---
		5510	36.210	5492.0333	5528.2433	---	---
		5590	36.262	5571.9126	5608.1746	---	---
		5670	36.257	5651.8433	5688.1003	---	---
		5755	36.370	5736.9398	5773.3098	---	---
5795	36.155	5777.0445	5813.1995	---	---		



11AC80SISO	Ant1	5210	75.380	5172.5336	5247.9136	---	---
		5290	75.191	5252.7232	5327.9142	---	---
		5530	75.159	5492.7905	5567.9495	---	---
		5610	75.214	5572.4046	5647.6186	---	---
		5775	75.357	5737.6024	5812.9594	---	---

Test Graphs

