

ANT 2

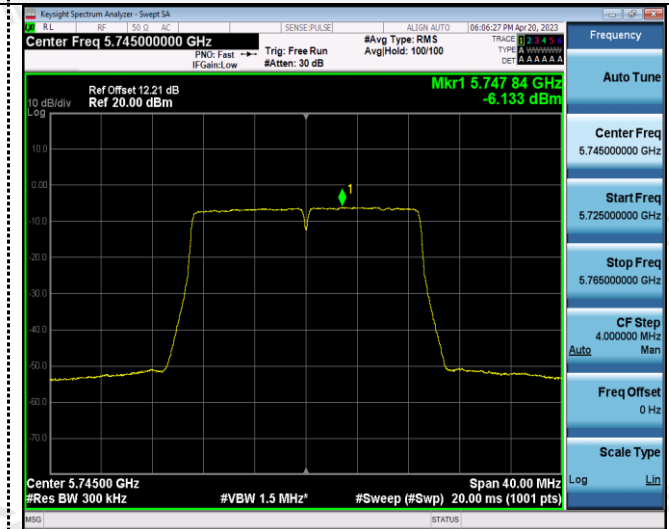
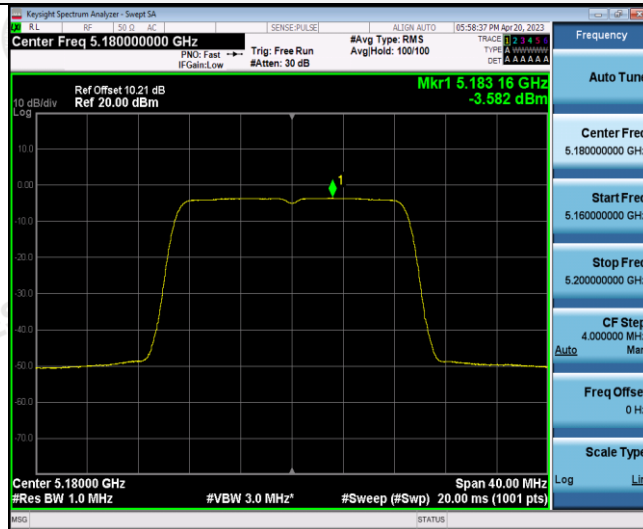
802.11a



802.11n(HT20)

U-NII 1

U-NII 3



CH36

CH149



CH44

CH157



CH48

CH165

802.11n(HT40)

U-NII 1



U-NII 3



CH38



CH151



CH46

CH159

802.11ac(HT20)

U-NII 1



U-NII 3



CH36



CH149



CH44



CH157



CH48

CH165

802.11ac(HT40)

U-NII 1

U-NII 3



CH38

CH151



CH46

CH159

802.11ac(HT80)

U-NII 1

U-NII 3

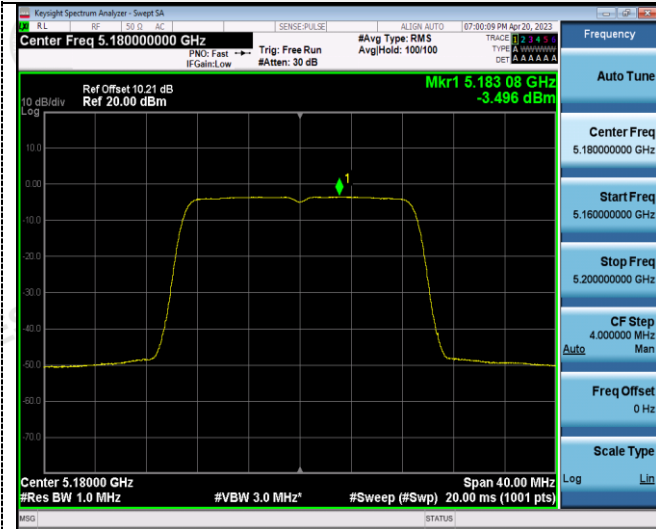


CH42

CH155

802.11ax(HT20)

U-NII 1



U-NII 3



CH36



CH149



CH44



CH157



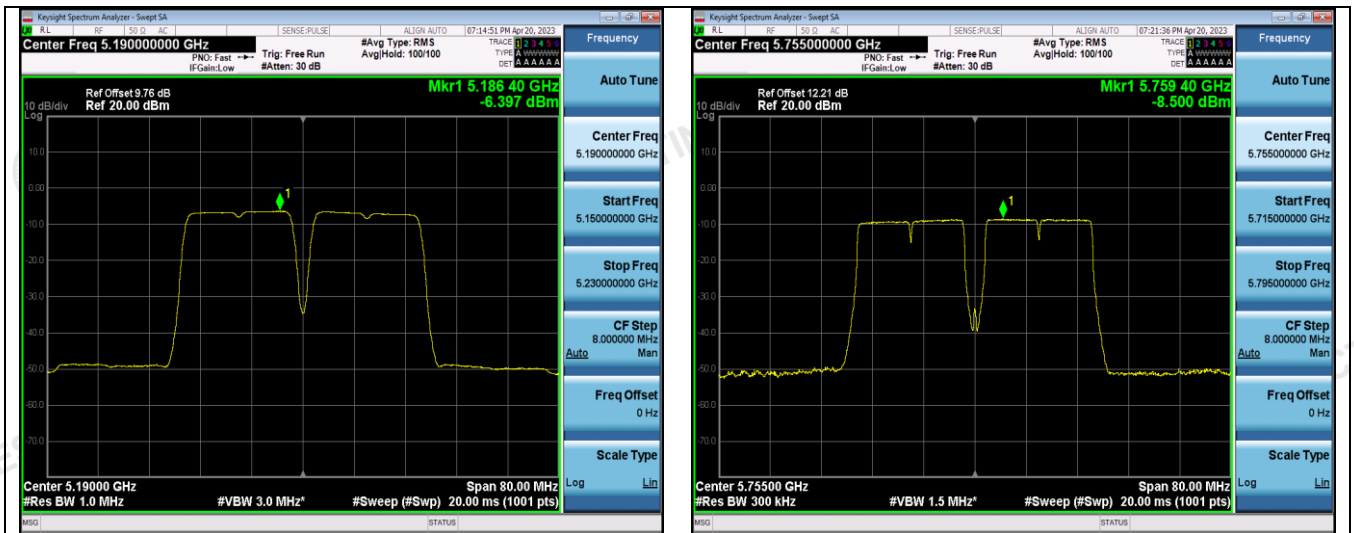
CH48

CH165

802.11ax(HT40)

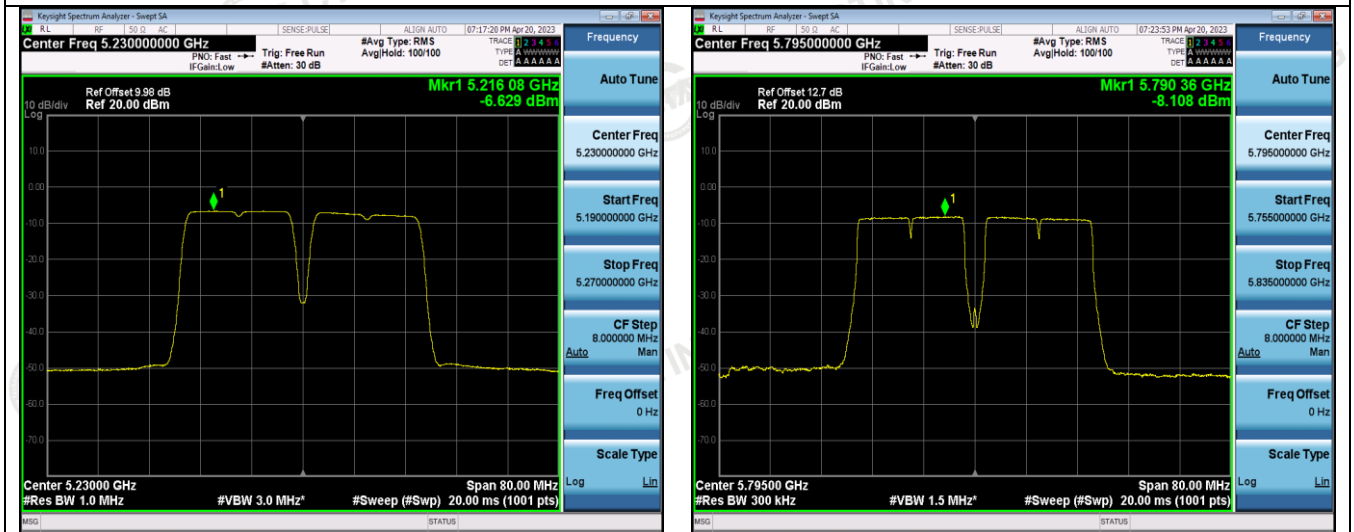
U-NII 1

U-NII 3



CH38

CH151



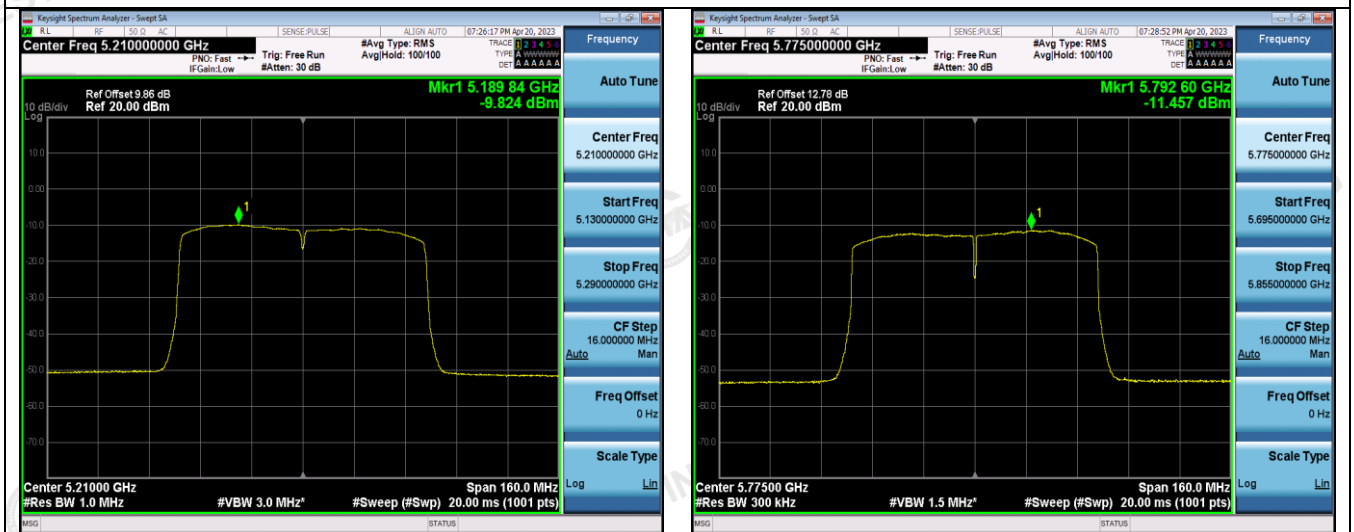
CH46

CH159

802.11ax(HT80)

U-NII 1

U-NII 3



CH42

CH155

4.5 Emission Bandwidth (26dB Bandwidth)

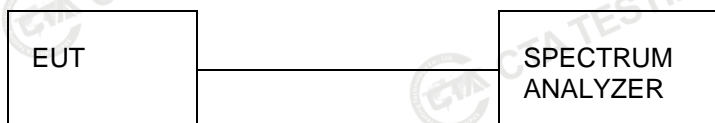
Limit

N/A

Test Procedure

1. Set resolution bandwidth (RBW) = approximately 1 % of the EBW.
2. Set the video bandwidth (VBW) > RBW.
3. Detector = Peak.
4. Trace mode = Max hold.
5. Measure the maximum width of the emission that is 26 dB down from the peak of the emission. Compare this with the RBW setting of the analyzer. Readjust RBW and repeat measurement as needed until the RBW / EBW ratio is approximately 1 %.

Test Configuration



Test Results

ANT 1

Type	Bands	Channel	26dB Bandwidth (MHz)	Limit (MHz)	Result
802.11a	U-NII 1	36	18.400	N/A	Pass
		44	18.400		
		48	18.440		
802.11n(HT20)	U-NII 1	36	19.360		
		44	19.440		
		48	18.360		
802.11n(HT40)	U-NII 1	38	61.840		
		46	78.320		
802.11ac(HT20)	U-NII 1	36	19.520		
		44	19.320		
		48	19.480		
802.11ac(HT40)	U-NII 1	38	40.720		
		46	40.880		
802.11ac(HT80)	U-NII 1	42	80.640		
802.11ax(HT20)	U-NII 1	36	19.400		
		44	19.320		
		48	19.440		
802.11ax(HT40)	U-NII 1	38	40.960		
		46	41.040		
802.11ax(HT80)	U-NII 1	42	80.960		

ANT 2

Type	Bands	Channel	26dB Bandwidth (MHz)	Limit (MHz)	Result
802.11a	U-NII 1	36	18.400	N/A	Pass
		44	18.440		
		48	18.360		
802.11n(HT20)	U-NII 1	36	19.400		
		44	19.480		
		48	19.400		
802.11n(HT40)	U-NII 1	38	40.560		
		46	41.120		
802.11ac(HT20)	U-NII 1	36	19.400		
		44	19.400		
		48	19.560		
802.11ac(HT40)	U-NII 1	38	40.720		
		46	40.960		
802.11ac(HT80)	U-NII 1	42	81.280		
802.11ax(HT20)	U-NII 1	36	19.320		
		44	19.440		
		48	19.440		
802.11ax(HT40)	U-NII 1	38	38.880		
		46	38.880		
802.11ax(HT80)	U-NII 1	42	81.120		

Test plot as follows:

ANT 1

