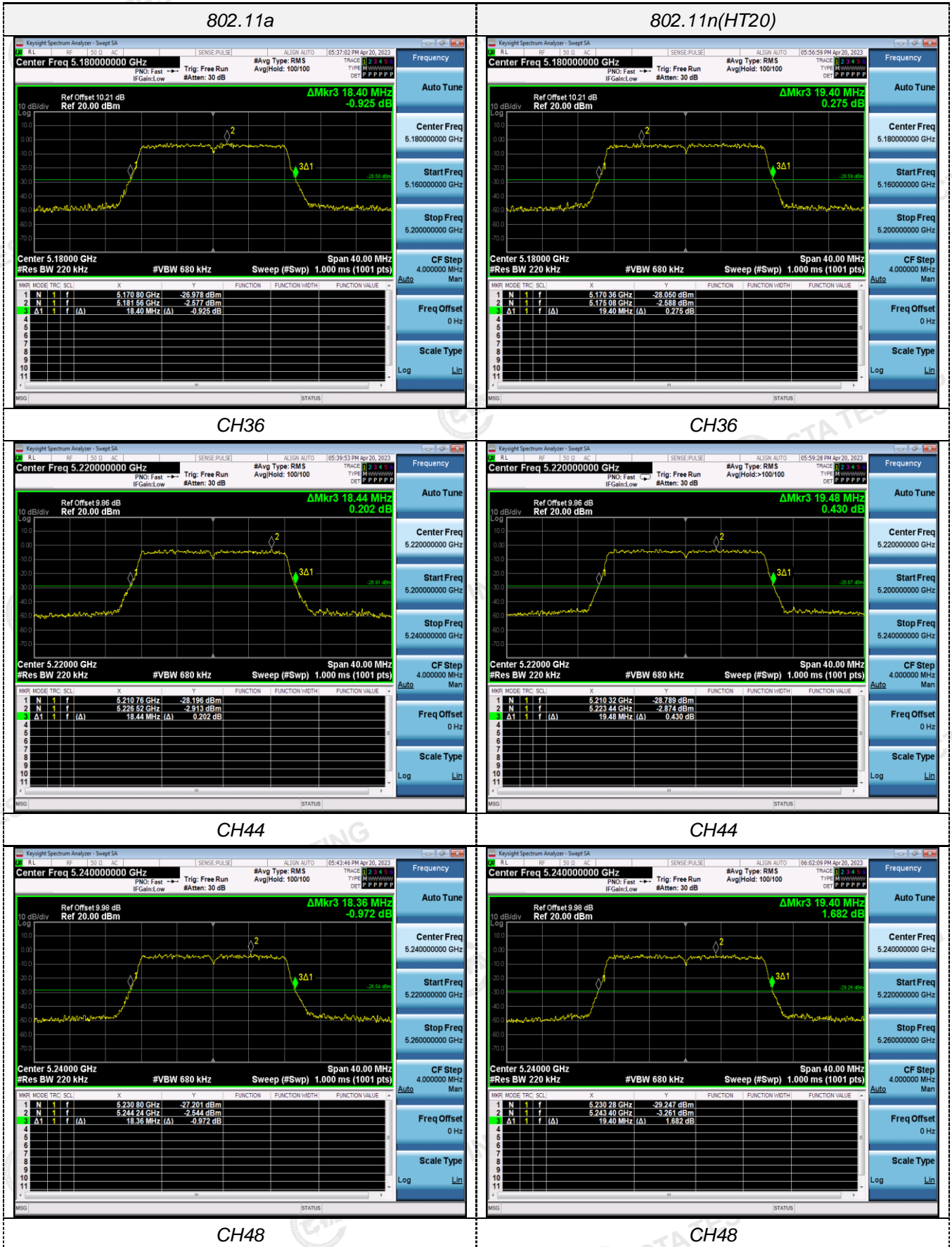
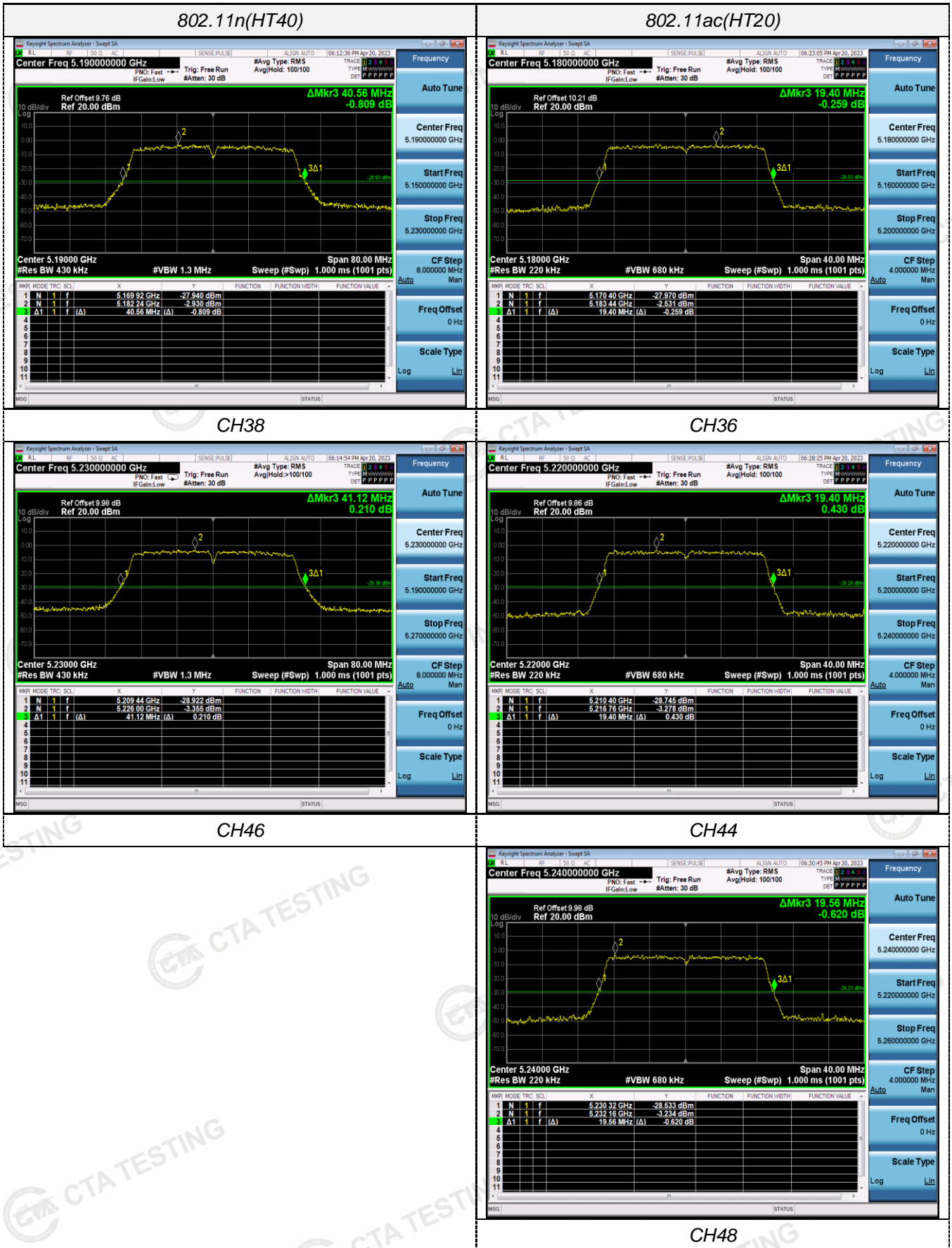


CH48

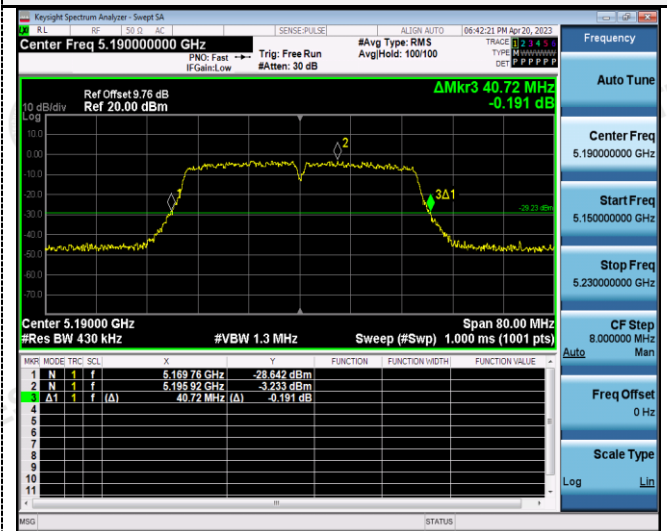
CH42

ANT 2

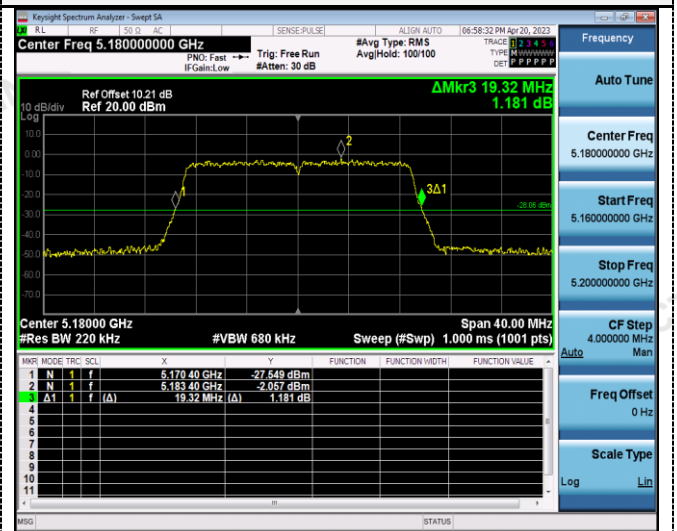




802.11ac(HT40)



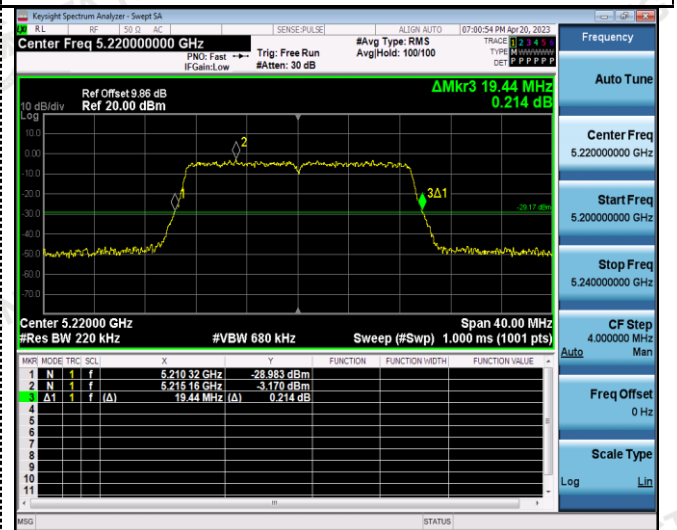
802.11ax(HT20)



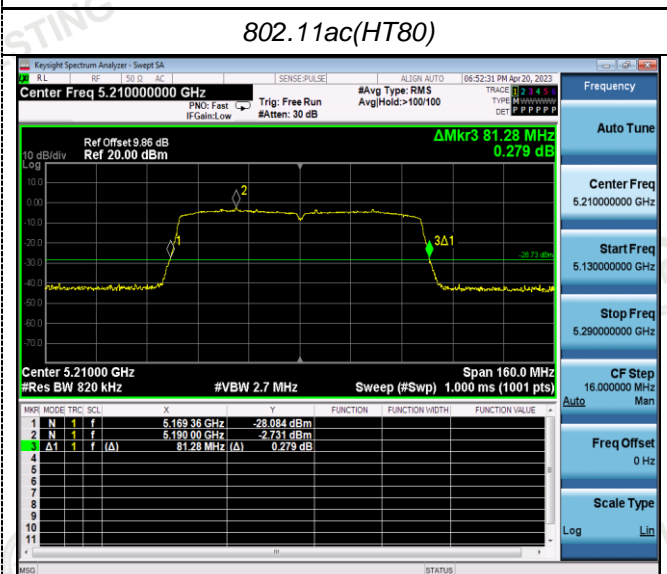
CH38



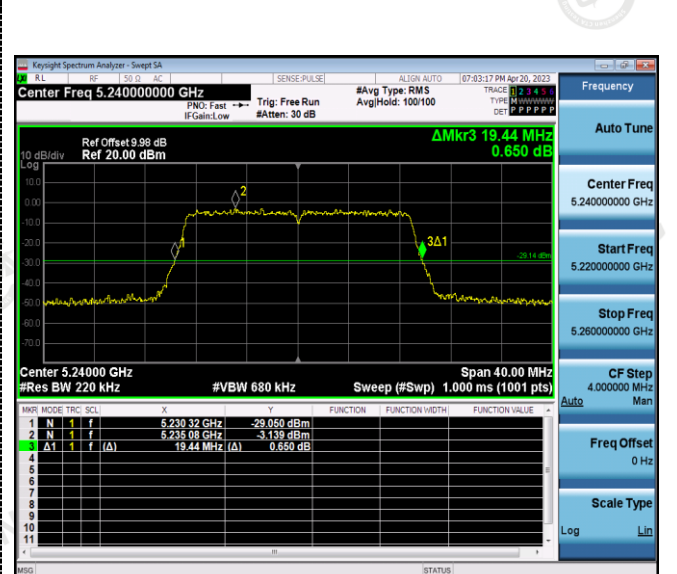
CH36



CH46



CH44



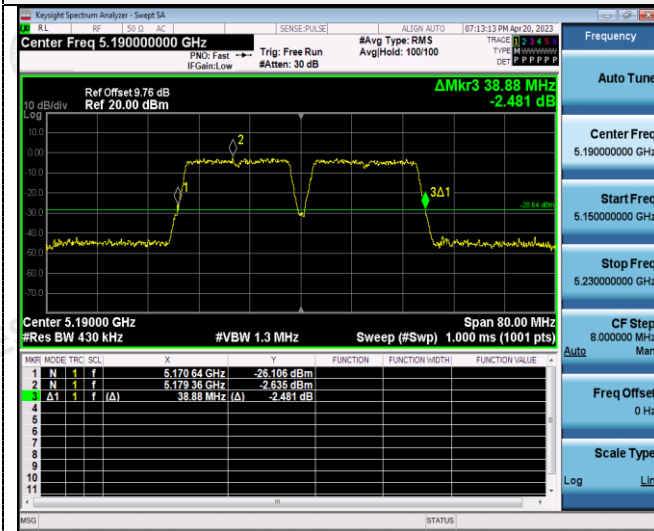
CH42



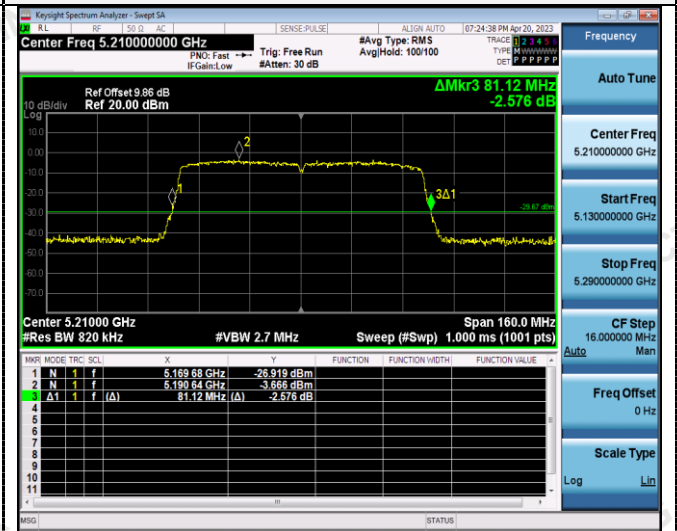
CH48



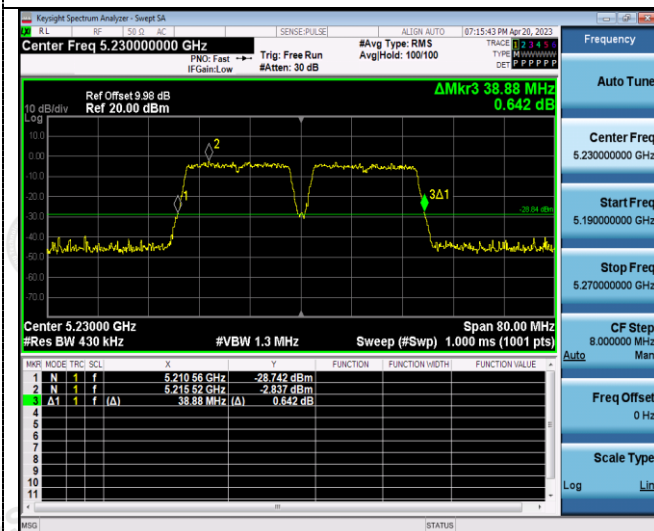
802.11ax(HT40)



802.11ax(HT80)



CH38



CH42

CH46

4.6 Minimum Emission Bandwidth (6dB Bandwidth)


Limit

Within the 5.725-5.85 GHz band, the minimum 6 dB bandwidth of U-NII devices shall be at least 500 kHz.

Test Procedure

1. Set resolution bandwidth (RBW) = 100 kHz
2. Set the video bandwidth 3 x RBW.
3. Detector = Peak.
4. Trace mode = Max hold.
5. Measure the maximum width of the emission that is constrained by the frequencies associated with the two outermost amplitude points (upper and lower frequencies) that are attenuated by 6 dB relative to the maximum level measured in the fundamental emission.

Test Configuration



Test Results

ANT 1

Type	Bands	Channel	6dB Bandwidth (MHz)	Limit (KHz)	Result
802.11a	U-NII 3	149	16.480	≥500KHz	Pass
		157	16.480		
		165	16.520		
802.11n(HT20)	U-NII 3	149	16.480		
		157	16.480		
		165	16.480		
802.11n(HT40)	U-NII 3	151	36.400		
		159	36.480		
802.11ac(HT20)	U-NII 3	149	17.760		
		157	17.640		
		165	17.680		
802.11ac(HT40)	U-NII 3	151	36.400		
		159	36.400		
802.11ac(HT80)	U-NII 3	155	76.320		
802.11ax(HT20)	U-NII 3	149	17.680		
		157	17.680		
		165	17.680		
802.11ax(HT40)	U-NII 3	151	36.400		
		159	36.400		
802.11ax(HT80)	U-NII 3	155	76.320		

ANT 2

	Bands	Channel	6dB Bandwidth (MHz)	Limit (KHz)	Result
802.11a	U-NII 3	149	16.440	≥500KHz	Pass
		157	16.440		
		165	16.480		
802.11n(HT20)	U-NII 3	149	17.680		
		157	17.720		
		165	17.720		
802.11n(HT40)	U-NII 3	151	36.400		
		159	36.400		
802.11ac(HT20)	U-NII 3	149	17.680		
		157	17.680		
		165	17.640		
802.11ac(HT40)	U-NII 3	151	36.400		
		159	36.400		
802.11ac(HT80)	U-NII 3	155	76.320		
802.11ax(HT20)	U-NII 3	149	17.640		
		157	17.640		
		165	17.720		
802.11ax(HT40)	U-NII 3	151	36.400		
		159	36.400		
802.11ax(HT80)	U-NII 3	155	76.320		

Test plot as follows:

ANT 1

