

Temperature	22°C	Humidity	54%
Test Engineer	Gino Huang	Configurations	IEEE 802.11ac MCS0/Nss1 VHT20 CH 140 / Chain 1 + Chain 2 + Chain 3+ Chain 4
Test Date	May 27, 2016 ~ Jul. 26, 2016		

Horizontal

	Freq	Level	Limit Line	Over Limit	Read Level	CableAntenna Loss	Antenna Factor	Preamp Factor	A/Pos	T/Pos	Remark	Pol/Phase
	MHz	dBuV/m	dBuV/m	dB	dBuV	dB	dB/m	dB	cm	deg		
1	11402.74	58.28	74.00	-15.72	41.36	12.29	39.22	34.59	162	243	Peak	HORIZONTAL
2	11404.41	46.54	54.00	-7.46	29.62	12.29	39.22	34.59	162	243	Average	HORIZONTAL

Vertical

	Freq	Level	Limit Line	Over Limit	Read Level	CableAntenna Loss	Antenna Factor	Preamp Factor	A/Pos	T/Pos	Remark	Pol/Phase
	MHz	dBuV/m	dBuV/m	dB	dBuV	dB	dB/m	dB	cm	deg		
1	11403.54	57.71	74.00	-16.29	40.79	12.29	39.22	34.59	176	152	Peak	VERTICAL
2	11403.81	45.55	54.00	-8.45	28.63	12.29	39.22	34.59	176	152	Average	VERTICAL



Temperature	22°C	Humidity	54%
Test Engineer	Gino Huang	Configurations	IEEE 802.11ac MCS0/Nss1 VHT40 CH 54 / Chain 1 + Chain 2 + Chain 3+ Chain 4
Test Date	May 27, 2016 ~ Jul. 26, 2016		

Horizontal

	Freq	Level	Limit Line	Over Limit	Read Level	CableAntenna Loss	Preamp Factor	A/Pos	T/Pos	Remark	Pol/Phase
	MHz	dBuV/m	dBuV/m	dB	dBuV	dB	dB/m	dB	cm	deg	
1	15787.72	47.26	54.00	-6.74	30.18	13.64	38.34	34.90	237	131 Average	HORIZONTAL
2	15792.69	59.11	74.00	-14.89	42.03	13.64	38.34	34.90	237	131 Peak	HORIZONTAL

Vertical

	Freq	Level	Limit Line	Over Limit	Read Level	CableAntenna Loss	Preamp Factor	A/Pos	T/Pos	Remark	Pol/Phase
	MHz	dBuV/m	dBuV/m	dB	dBuV	dB	dB/m	dB	cm	deg	
1	15788.69	46.84	54.00	-7.16	29.76	13.64	38.34	34.90	268	224 Average	VERTICAL
2	15795.26	57.13	74.00	-16.87	40.05	13.64	38.34	34.90	268	224 Peak	VERTICAL

Temperature	22°C	Humidity	54%
Test Engineer	Gino Huang	Configurations	IEEE 802.11ac MCS0/Nss1 VHT40 CH 62 / Chain 1 + Chain 2 + Chain 3+ Chain 4
Test Date	May 27, 2016 ~ Jul. 26, 2016		

Horizontal

	Freq	Level	Limit Line	Over Limit	Read Level	CableAntenna Loss	Preamp Factor	A/Pos	T/Pos	Remark	Pol/Phase
	MHz	dBuV/m	dBuV/m	dB	dBuV	dB	dB/m	dB	cm	deg	
1	10622.24	57.93	74.00	-16.07	40.95	11.95	39.00	33.97	142	106 Peak	HORIZONTAL
2	10623.41	45.33	54.00	-8.67	28.35	11.95	39.00	33.97	142	106 Average	HORIZONTAL
3	15902.92	46.65	54.00	-7.35	29.57	13.67	38.32	34.91	110	154 Average	HORIZONTAL
4	15914.13	57.38	74.00	-16.62	40.30	13.67	38.32	34.91	110	154 Peak	HORIZONTAL

Vertical

	Freq	Level	Limit Line	Over Limit	Read Level	CableAntenna Loss	Preamp Factor	A/Pos	T/Pos	Remark	Pol/Phase
	MHz	dBuV/m	dBuV/m	dB	dBuV	dB	dB/m	dB	cm	deg	
1	10623.01	58.03	74.00	-15.97	41.05	11.95	39.00	33.97	171	333 Peak	VERTICAL
2	10624.42	45.26	54.00	-8.74	28.28	11.95	39.00	33.97	171	333 Average	VERTICAL
3	15896.67	58.40	74.00	-15.60	41.32	13.67	38.32	34.91	190	189 Peak	VERTICAL
4	15898.59	46.85	54.00	-7.15	29.77	13.67	38.32	34.91	190	189 Average	VERTICAL

Temperature	22°C	Humidity	54%
Test Engineer	Gino Huang	Configurations	IEEE 802.11ac MCS0/Nss1 VHT40 CH 102 / Chain 1 + Chain 2 + Chain 3+ Chain 4
Test Date	May 27, 2016 ~ Jul. 26, 2016		

Horizontal

	Freq	Level	Limit Line	Over Limit	Read Level	CableAntenna Loss	Preamp Factor	A/Pos	T/Pos	Remark	Pol/Phase
	MHz	dBuV/m	dBuV/m	dB	dBuV	dB	dB/m	dB	cm	deg	
1	11018.97	45.30	54.00	-8.70	28.24	12.12	39.30	34.36	166	255 Average	HORIZONTAL
2	11022.84	57.43	74.00	-16.57	40.37	12.12	39.30	34.36	166	255 Peak	HORIZONTAL

Vertical

	Freq	Level	Limit Line	Over Limit	Read Level	CableAntenna Loss	Preamp Factor	A/Pos	T/Pos	Remark	Pol/Phase
	MHz	dBuV/m	dBuV/m	dB	dBuV	dB	dB/m	dB	cm	deg	
1	11016.23	45.46	54.00	-8.54	28.40	12.12	39.30	34.36	156	297 Average	VERTICAL
2	11021.33	58.16	74.00	-15.84	41.10	12.12	39.30	34.36	156	297 Peak	VERTICAL

Temperature	22°C	Humidity	54%
Test Engineer	Gino Huang	Configurations	IEEE 802.11ac MCS0/Nss1 VHT40 CH 110 / Chain 1 + Chain 2 + Chain 3+ Chain 4
Test Date	May 27, 2016 ~ Jul. 26, 2016		

Horizontal

	Freq	Level	Limit Line	Over Limit	Read Level	CableAntenna Loss	Antenna Factor	Preamp Factor	A/Pos	T/Pos	Remark	Pol/Phase
	MHz	dBuV/m	dBuV/m	dB	dBuV	dB	dB/m	dB	cm	deg		
1	11102.39	45.54	54.00	-8.46	28.52	12.16	39.28	34.42	183	163	Average	HORIZONTAL
2	11102.44	58.08	74.00	-15.92	41.06	12.16	39.28	34.42	183	163	Peak	HORIZONTAL

Vertical

	Freq	Level	Limit Line	Over Limit	Read Level	CableAntenna Loss	Antenna Factor	Preamp Factor	A/Pos	T/Pos	Remark	Pol/Phase
	MHz	dBuV/m	dBuV/m	dB	dBuV	dB	dB/m	dB	cm	deg		
1	11096.84	45.28	54.00	-8.72	28.24	12.16	39.28	34.40	156	234	Average	VERTICAL
2	11104.26	57.94	74.00	-16.06	40.92	12.16	39.28	34.42	156	234	Peak	VERTICAL

Temperature	22°C	Humidity	54%
Test Engineer	Gino Huang	Configurations	IEEE 802.11ac MCS0/Nss1 VHT40 CH 134 / Chain 1 + Chain 2 + Chain 3+ Chain 4
Test Date	May 27, 2016 ~ Jul. 26, 2016		

Horizontal

	Freq	Level	Limit Line	Over Limit	Read Level	CableAntenna Loss	Antenna Factor	Preamp Factor	A/Pos	T/Pos	Remark	Pol/Phase
	MHz	dBuV/m	dBuV/m	dB	dBuV	dB	dB/m	dB	cm	deg		
1	11336.68	57.94	74.00	-16.06	41.00	12.26	39.23	34.55	164	252	Peak	HORIZONTAL
2	11343.67	45.95	54.00	-8.05	29.01	12.26	39.23	34.55	164	252	Average	HORIZONTAL

Vertical

	Freq	Level	Limit Line	Over Limit	Read Level	CableAntenna Loss	Antenna Factor	Preamp Factor	A/Pos	T/Pos	Remark	Pol/Phase
	MHz	dBuV/m	dBuV/m	dB	dBuV	dB	dB/m	dB	cm	deg		
1	11338.41	58.57	74.00	-15.43	41.63	12.26	39.23	34.55	180	149	Peak	VERTICAL
2	11344.25	45.92	54.00	-8.08	28.98	12.26	39.23	34.55	180	149	Average	VERTICAL

For Directional antenna:

<For Non-Beamforming Mode>

Temperature	22°C	Humidity	54%
Test Engineer	Gino Huang	Configurations	IEEE 802.11a CH 52 / Chain 1 + Chain 2 + Chain 3 + Chain 4
Test Date	May 27, 2016 ~ Jul. 26, 2016		

Horizontal

	Freq	Level	Limit Line	Over Limit	Read Level	CableAntenna Loss	Antenna Factor	Preamp Factor	A/Pos	T/Pos	Remark	Pol/Phase
	MHz	dBuV/m	dBuV/m	dB	dBuV	dB	dB/m	dB	cm	deg		
1	15778.17	67.26	74.00	-6.74	51.27	13.63	38.35	35.99	177	312	Peak	HORIZONTAL
2	15779.13	53.68	54.00	-0.32	37.69	13.63	38.35	35.99	177	312	Average	HORIZONTAL

Vertical

	Freq	Level	Limit Line	Over Limit	Read Level	CableAntenna Loss	Antenna Factor	Preamp Factor	A/Pos	T/Pos	Remark	Pol/Phase
	MHz	dBuV/m	dBuV/m	dB	dBuV	dB	dB/m	dB	cm	deg		
1	15783.93	66.71	74.00	-7.29	50.72	13.64	38.34	35.99	188	312	Peak	VERTICAL
2	15784.01	53.83	54.00	-0.17	37.84	13.64	38.34	35.99	188	312	Average	VERTICAL

Temperature	22°C	Humidity	54%
Test Engineer	Gino Huang	Configurations	IEEE 802.11a CH 60 / Chain 1 + Chain 2 + Chain 3 + Chain 4
Test Date	May 27, 2016 ~ Jul. 26, 2016		

Horizontal

	Freq	Level	Limit	Over	Read	CableAntenna	Preamp	A/Pos	T/Pos	Remark	Pol/Phase	
	MHz	dBuV/m	dBuV/m	dB	dBuV	dB	dB/m	dB	cm	deg		
1	10601.86	56.66	74.00	-17.34	41.85	11.94	38.98	36.11	204	146	Peak	HORIZONTAL
2	10603.96	43.61	54.00	-10.39	28.80	11.94	38.98	36.11	204	146	Average	HORIZONTAL
3	15903.01	57.25	74.00	-16.75	41.22	13.67	38.32	35.96	210	181	Peak	HORIZONTAL
4	15903.53	43.61	54.00	-10.39	27.58	13.67	38.32	35.96	210	181	Average	HORIZONTAL

Vertical

	Freq	Level	Limit	Over	Read	CableAntenna	Preamp	A/Pos	T/Pos	Remark	Pol/Phase	
	MHz	dBuV/m	dBuV/m	dB	dBuV	dB	dB/m	dB	cm	deg		
1	10600.72	56.46	74.00	-17.54	41.65	11.94	38.98	36.11	239	196	Peak	VERTICAL
2	10605.00	42.83	54.00	-11.17	28.02	11.94	38.98	36.11	239	196	Average	VERTICAL
3	15898.30	58.66	74.00	-15.34	42.63	13.67	38.32	35.96	248	240	Peak	VERTICAL
4	15899.25	43.51	54.00	-10.49	27.48	13.67	38.32	35.96	248	240	Average	VERTICAL

Temperature	22°C	Humidity	54%
Test Engineer	Gino Huang	Configurations	IEEE 802.11a CH 64 / Chain 1 + Chain 2 + Chain 3 + Chain 4
Test Date	May 27, 2016 ~ Jul. 26, 2016		

Horizontal

	Freq	Level	Limit	Over	Read	CableAntenna	Preamp	A/Pos	T/Pos	Remark	Pol/Phase
	MHz	dBuV/m	dBuV/m	dB	dBuV	dB	dB/m	dB	cm	deg	
1	10635.40	43.46	54.00	-10.54	28.62	11.95	39.00	36.11	190	165 Average	HORIZONTAL
2	10639.55	56.71	74.00	-17.29	41.88	11.95	39.00	36.12	190	165 Peak	HORIZONTAL
3	15958.73	57.54	74.00	-16.46	41.49	13.69	38.31	35.95	190	142 Peak	HORIZONTAL
4	15959.04	44.64	54.00	-9.36	28.59	13.69	38.31	35.95	190	142 Average	HORIZONTAL

Vertical

	Freq	Level	Limit	Over	Read	CableAntenna	Preamp	A/Pos	T/Pos	Remark	Pol/Phase
	MHz	dBuV/m	dBuV/m	dB	dBuV	dB	dB/m	dB	cm	deg	
1	10640.46	56.99	74.00	-17.01	42.16	11.95	39.00	36.12	204	160 Peak	VERTICAL
2	10644.26	43.53	54.00	-10.47	28.70	11.95	39.00	36.12	204	160 Average	VERTICAL
3	15959.41	57.68	74.00	-16.32	41.63	13.69	38.31	35.95	202	196 Peak	VERTICAL
4	15963.93	44.14	54.00	-9.86	28.09	13.69	38.31	35.95	202	196 Average	VERTICAL

Temperature	22°C	Humidity	54%
Test Engineer	Gino Huang	Configurations	IEEE 802.11a CH 100 / Chain 1 + Chain 2 + Chain 3 + Chain 4
Test Date	May 27, 2016 ~ Jul. 26, 2016		

Horizontal

	Freq	Level	Limit Line	Over Limit	Read Level	CableAntenna Loss	Antenna Factor	Preamp Factor	A/Pos	T/Pos	Remark	Pol/Phase
	MHz	dBuV/m	dBuV/m	dB	dBuV	dB	dB/m	dB	cm	deg		
1	10994.07	56.90	74.00	-17.10	41.65	12.11	39.27	36.13	189	247	Peak	HORIZONTAL
2	10999.97	44.53	54.00	-9.47	29.24	12.12	39.30	36.13	189	247	Average	HORIZONTAL

Vertical

	Freq	Level	Limit Line	Over Limit	Read Level	CableAntenna Loss	Antenna Factor	Preamp Factor	A/Pos	T/Pos	Remark	Pol/Phase
	MHz	dBuV/m	dBuV/m	dB	dBuV	dB	dB/m	dB	cm	deg		
1	10992.53	57.75	74.00	-16.25	42.50	12.11	39.27	36.13	180	308	Peak	VERTICAL
2	11000.13	44.89	54.00	-9.11	29.60	12.12	39.30	36.13	180	308	Average	VERTICAL

Temperature	22°C	Humidity	54%
Test Engineer	Gino Huang	Configurations	IEEE 802.11a CH 116 / Chain 1 + Chain 2 + Chain 3 + Chain 4
Test Date	May 27, 2016 ~ Jul. 26, 2016		

Horizontal

	Freq	Level	Limit Line	Over Limit	Read Level	CableAntenna Loss	Antenna Factor	Preamp Factor	A/Pos	T/Pos	Remark	Pol/Phase
	MHz	dBuV/m	dBuV/m	dB	dBuV	dB	dB/m	dB	cm	deg		
1	11152.72	57.02	74.00	-16.98	41.66	12.18	39.27	36.09	126	289	Peak	HORIZONTAL
2	11153.62	43.92	54.00	-10.08	28.56	12.18	39.27	36.09	126	289	Average	HORIZONTAL

Vertical

	Freq	Level	Limit Line	Over Limit	Read Level	CableAntenna Loss	Antenna Factor	Preamp Factor	A/Pos	T/Pos	Remark	Pol/Phase
	MHz	dBuV/m	dBuV/m	dB	dBuV	dB	dB/m	dB	cm	deg		
1	11154.23	43.89	54.00	-10.11	28.53	12.18	39.27	36.09	165	255	Average	VERTICAL
2	11161.19	56.12	74.00	-17.88	40.75	12.19	39.27	36.09	165	255	Peak	VERTICAL

Temperature	22°C	Humidity	54%
Test Engineer	Gino Huang	Configurations	IEEE 802.11a CH 140 / Chain 1 + Chain 2 + Chain 3 + Chain 4
Test Date	May 27, 2016 ~ Jul. 26, 2016		

Horizontal

	Freq	Level	Limit	Over	Read	CableAntenna	Preamp	A/Pos	T/Pos	Remark	Pol/Phase	
	MHz	dBuV/m	dBuV/m	dB	dBuV	dB	dB/m	dB	cm	deg		
1	11409.33	56.90	74.00	-17.10	41.40	12.29	39.22	36.01	188	200	Peak	HORIZONTAL
2	11409.94	43.81	54.00	-10.19	28.31	12.29	39.22	36.01	188	200	Average	HORIZONTAL

Vertical

	Freq	Level	Limit	Over	Read	CableAntenna	Preamp	A/Pos	T/Pos	Remark	Pol/Phase	
	MHz	dBuV/m	dBuV/m	dB	dBuV	dB	dB/m	dB	cm	deg		
1	11406.19	56.95	74.00	-17.05	41.45	12.29	39.22	36.01	177	218	Peak	VERTICAL
2	11408.17	43.65	54.00	-10.35	28.15	12.29	39.22	36.01	177	218	Average	VERTICAL

Temperature	22°C	Humidity	54%
Test Engineer	Gino Huang	Configurations	IEEE 802.11ac MCS0/Nss1 VHT20 CH 52 / Chain 1 + Chain 2 + Chain 3 + Chain 4
Test Date	May 27, 2016 ~ Jul. 26, 2016		

Horizontal

	Freq	Level	Limit Line	Over Limit	Read Level	CableAntenna Loss	Antenna Factor	Preamp Factor	A/Pos	T/Pos	Remark	Pol/Phase
	MHz	dBuV/m	dBuV/m	dB	dBuV	dB	dB/m	dB	cm	deg		
1	15777.82	67.53	74.00	-6.47	51.54	13.63	38.35	35.99	177	311	Peak	HORIZONTAL
2	15780.45	53.76	54.00	-0.24	37.77	13.63	38.35	35.99	177	311	Average	HORIZONTAL

Vertical

	Freq	Level	Limit Line	Over Limit	Read Level	CableAntenna Loss	Antenna Factor	Preamp Factor	A/Pos	T/Pos	Remark	Pol/Phase
	MHz	dBuV/m	dBuV/m	dB	dBuV	dB	dB/m	dB	cm	deg		
1	15781.35	66.93	74.00	-7.07	50.94	13.63	38.35	35.99	187	301	Peak	VERTICAL
2	15783.06	52.97	54.00	-1.03	36.98	13.64	38.34	35.99	187	301	Average	VERTICAL

Temperature	22°C	Humidity	54%
Test Engineer	Gino Huang	Configurations	IEEE 802.11ac MCS0/Nss1 VHT20 CH 60 / Chain 1 + Chain 2 + Chain 3 + Chain 4
Test Date	May 27, 2016 ~ Jul. 26, 2016		

Horizontal

	Freq	Level	Limit Line	Over Limit	Read Level	Cable Loss	Antenna Factor	Preamp Factor	A/Pos	T/Pos	Remark	Pol/Phase
	MHz	dBuV/m	dBuV/m	dB	dBuV	dB	dB/m	dB	cm	deg		
1	10602.96	56.73	74.00	-17.27	41.92	11.94	38.98	36.11	173	173	Peak	HORIZONTAL
2	10604.46	43.48	54.00	-10.52	28.67	11.94	38.98	36.11	173	173	Average	HORIZONTAL
3	15896.51	57.36	74.00	-16.64	41.33	13.67	38.32	35.96	162	213	Peak	HORIZONTAL
4	15897.61	44.37	54.00	-9.63	28.34	13.67	38.32	35.96	162	213	Average	HORIZONTAL

Vertical

	Freq	Level	Limit Line	Over Limit	Read Level	Cable Loss	Antenna Factor	Preamp Factor	A/Pos	T/Pos	Remark	Pol/Phase
	MHz	dBuV/m	dBuV/m	dB	dBuV	dB	dB/m	dB	cm	deg		
1	10595.21	56.75	74.00	-17.25	41.94	11.94	38.98	36.11	180	200	Peak	VERTICAL
2	10603.17	43.73	54.00	-10.27	28.92	11.94	38.98	36.11	180	200	Average	VERTICAL
3	15897.21	57.41	74.00	-16.59	41.38	13.67	38.32	35.96	158	181	Peak	VERTICAL
4	15903.25	44.63	54.00	-9.37	28.60	13.67	38.32	35.96	158	181	Average	VERTICAL

Temperature	22°C	Humidity	54%
Test Engineer	Gino Huang	Configurations	IEEE 802.11ac MCS0/Nss1 VHT20 CH 64 / Chain 1 + Chain 2 + Chain 3 + Chain 4
Test Date	May 27, 2016 ~ Jul. 26, 2016		

Horizontal

	Freq	Level	Limit Line	Over Limit	Read Level	CableAntenna Loss	Preamp Factor	A/Pos	T/Pos	Remark	Pol/Phase	
	MHz	dBuV/m	dBuV/m	dB	dBuV	dB	dB/m	dB	cm	deg		
1	10637.18	56.60	74.00	-17.40	41.76	11.95	39.00	36.11	191	165	Peak	HORIZONTAL
2	10638.16	43.60	54.00	-10.40	28.76	11.95	39.00	36.11	191	165	Average	HORIZONTAL
3	15956.89	44.68	54.00	-9.32	28.63	13.69	38.31	35.95	203	150	Average	HORIZONTAL
4	15964.86	57.42	74.00	-16.58	41.37	13.69	38.31	35.95	203	150	Peak	HORIZONTAL

Vertical

	Freq	Level	Limit Line	Over Limit	Read Level	CableAntenna Loss	Preamp Factor	A/Pos	T/Pos	Remark	Pol/Phase	
	MHz	dBuV/m	dBuV/m	dB	dBuV	dB	dB/m	dB	cm	deg		
1	10640.53	56.88	74.00	-17.12	42.05	11.95	39.00	36.12	200	146	Peak	VERTICAL
2	10641.11	43.50	54.00	-10.50	28.67	11.95	39.00	36.12	200	146	Average	VERTICAL
3	15955.99	57.27	74.00	-16.73	41.22	13.69	38.31	35.95	189	196	Peak	VERTICAL
4	15961.20	44.23	54.00	-9.77	28.18	13.69	38.31	35.95	189	196	Average	VERTICAL

Temperature	22°C	Humidity	54%
Test Engineer	Gino Huang	Configurations	IEEE 802.11ac MCS0/Nss1 VHT20 CH 100 / Chain 1 + Chain 2 + Chain 3 + Chain 4
Test Date	May 27, 2016 ~ Jul. 26, 2016		

Horizontal

	Freq	Level	Limit Line	Over Limit	Read Level	CableAntenna Loss Factor	Preamp Factor	A/Pos	T/Pos	Remark	Pol/Phase
	MHz	dBuV/m	dBuV/m	dB	dBuV	dB	dB/m	dB	cm	deg	
1	10996.03	44.54	54.00	-9.46	29.29	12.11	39.27	36.13	178	128 Average	HORIZONTAL
2	11002.34	57.04	74.00	-16.96	41.75	12.12	39.30	36.13	178	128 Peak	HORIZONTAL

Vertical

	Freq	Level	Limit Line	Over Limit	Read Level	CableAntenna Loss Factor	Preamp Factor	A/Pos	T/Pos	Remark	Pol/Phase
	MHz	dBuV/m	dBuV/m	dB	dBuV	dB	dB/m	dB	cm	deg	
1	10997.18	43.83	54.00	-10.17	28.54	12.12	39.30	36.13	186	179 Average	VERTICAL
2	10997.63	56.91	74.00	-17.09	41.62	12.12	39.30	36.13	186	179 Peak	VERTICAL

Temperature	22°C	Humidity	54%
Test Engineer	Gino Huang	Configurations	IEEE 802.11ac MCS0/Nss1 VHT20 CH 116 / Chain 1 + Chain 2 + Chain 3 + Chain 4
Test Date	May 27, 2016 ~ Jul. 26, 2016		

Horizontal

	Freq	Level	Limit Line	Over Limit	Read Level	CableAntenna Loss	Antenna Factor	Preamp Factor	A/Pos	T/Pos	Remark	Pol/Phase
	MHz	dBuV/m	dBuV/m	dB	dBuV	dB	dB/m	dB	cm	deg		
1	11157.05	46.60	54.00	-7.40	31.23	12.19	39.27	36.09	157	61	Average	HORIZONTAL
2	11157.98	59.65	74.00	-14.35	44.28	12.19	39.27	36.09	157	61	Peak	HORIZONTAL

Vertical

	Freq	Level	Limit Line	Over Limit	Read Level	CableAntenna Loss	Antenna Factor	Preamp Factor	A/Pos	T/Pos	Remark	Pol/Phase
	MHz	dBuV/m	dBuV/m	dB	dBuV	dB	dB/m	dB	cm	deg		
1	11161.60	45.31	54.00	-8.69	29.94	12.19	39.27	36.09	192	0	Average	VERTICAL
2	11169.58	57.69	74.00	-16.31	42.32	12.19	39.27	36.09	192	0	Peak	VERTICAL

Temperature	22°C	Humidity	54%
Test Engineer	Gino Huang	Configurations	IEEE 802.11ac MCS0/Nss1 VHT20 CH 140 / Chain 1 + Chain 2 + Chain 3 + Chain 4
Test Date	May 27, 2016 ~ Jul. 26, 2016		

Horizontal

	Freq	Level	Limit Line	Over Limit	Read Level	CableAntenna Loss	Antenna Factor	Preamp Factor	A/Pos	T/Pos	Remark	Pol/Phase
	MHz	dBuV/m	dBuV/m	dB	dBuV	dB	dB/m	dB	cm	deg		
1	11402.13	57.64	74.00	-16.36	42.14	12.29	39.22	36.01	214	188	Peak	HORIZONTAL
2	11402.47	44.26	54.00	-9.74	28.76	12.29	39.22	36.01	214	188	Average	HORIZONTAL

Vertical

	Freq	Level	Limit Line	Over Limit	Read Level	CableAntenna Loss	Antenna Factor	Preamp Factor	A/Pos	T/Pos	Remark	Pol/Phase
	MHz	dBuV/m	dBuV/m	dB	dBuV	dB	dB/m	dB	cm	deg		
1	11395.56	57.50	74.00	-16.50	42.01	12.29	39.22	36.02	191	242	Peak	VERTICAL
2	11402.00	44.12	54.00	-9.88	28.62	12.29	39.22	36.01	191	242	Average	VERTICAL

Temperature	22°C	Humidity	54%
Test Engineer	Gino Huang	Configurations	IEEE 802.11ac MCS0/Nss1 VHT40 CH 54 / Chain 1 + Chain 2 + Chain 3 + Chain 4
Test Date	May 27, 2016 ~ Jul. 26, 2016		

Horizontal

	Freq	Level	Limit	Over	Read	CableAntenna	Preamp	A/Pos	T/Pos	Remark	Pol/Phase	
	MHz	dBuV/m	dBuV/m	dB	dBuV	dB	dB/m	dB	cm	deg		
1	15805.43	56.65	74.00	-17.35	40.66	13.64	38.34	35.99	188	150	Peak	HORIZONTAL
2	15811.59	43.95	54.00	-10.05	27.96	13.64	38.34	35.99	188	150	Average	HORIZONTAL

Vertical

	Freq	Level	Limit	Over	Read	CableAntenna	Preamp	A/Pos	T/Pos	Remark	Pol/Phase	
	MHz	dBuV/m	dBuV/m	dB	dBuV	dB	dB/m	dB	cm	deg		
1	15805.03	57.27	74.00	-16.73	41.28	13.64	38.34	35.99	197	194	Peak	VERTICAL
2	15806.68	43.98	54.00	-10.02	27.99	13.64	38.34	35.99	197	194	Average	VERTICAL

Temperature	22°C	Humidity	54%
Test Engineer	Gino Huang	Configurations	IEEE 802.11ac MCS0/Nss1 VHT40 CH 62 / Chain 1 + Chain 2 + Chain 3 + Chain 4
Test Date	May 27, 2016 ~ Jul. 26, 2016		

Horizontal

	Freq	Level	Limit	Over	Read	CableAntenna	Preamp	A/Pos	T/Pos	Remark	Pol/Phase	
	MHz	dBuV/m	dBuV/m	dB	dBuV	dB	dB/m	dB	cm	deg		
1	10620.32	43.82	54.00	-10.18	29.01	11.94	38.98	36.11	199	182	Average	HORIZONTAL
2	10622.85	57.43	74.00	-16.57	42.59	11.95	39.00	36.11	199	182	Peak	HORIZONTAL
3	15925.59	57.05	74.00	-16.95	41.00	13.69	38.31	35.95	202	221	Peak	HORIZONTAL
4	15928.37	44.08	54.00	-9.92	28.03	13.69	38.31	35.95	202	221	Average	HORIZONTAL

Vertical

	Freq	Level	Limit	Over	Read	CableAntenna	Preamp	A/Pos	T/Pos	Remark	Pol/Phase	
	MHz	dBuV/m	dBuV/m	dB	dBuV	dB	dB/m	dB	cm	deg		
1	10620.32	57.20	74.00	-16.80	42.39	11.94	38.98	36.11	211	232	Peak	VERTICAL
2	10623.41	43.82	54.00	-10.18	28.98	11.95	39.00	36.11	211	232	Average	VERTICAL
3	15931.35	56.70	74.00	-17.30	40.65	13.69	38.31	35.95	198	190	Peak	VERTICAL
4	15932.92	44.04	54.00	-9.96	27.99	13.69	38.31	35.95	198	190	Average	VERTICAL

Temperature	22°C	Humidity	54%
Test Engineer	Gino Huang	Configurations	IEEE 802.11ac MCS0/Nss1 VHT40 CH 102 / Chain 1 + Chain 2 + Chain 3 + Chain 4
Test Date	May 27, 2016 ~ Jul. 26, 2016		

Horizontal

	Freq	Level	Limit	Over	Read	CableAntenna	Preamp	A/Pos	T/Pos	Remark	Pol/Phase	
	MHz	dBuV/m	dBuV/m	dB	dBuV	dB	dB/m	dB	cm	deg		
1	11015.13	56.60	74.00	-17.40	41.31	12.12	39.30	36.13	196	160	Peak	HORIZONTAL
2	11019.42	43.85	54.00	-10.15	28.56	12.12	39.30	36.13	196	160	Average	HORIZONTAL

Vertical

	Freq	Level	Limit	Over	Read	CableAntenna	Preamp	A/Pos	T/Pos	Remark	Pol/Phase	
	MHz	dBuV/m	dBuV/m	dB	dBuV	dB	dB/m	dB	cm	deg		
1	11017.95	57.51	74.00	-16.49	42.22	12.12	39.30	36.13	241	182	Peak	VERTICAL
2	11018.38	43.97	54.00	-10.03	28.68	12.12	39.30	36.13	241	182	Average	VERTICAL

Temperature	22°C	Humidity	54%
Test Engineer	Gino Huang	Configurations	IEEE 802.11ac MCS0/Nss1 VHT40 CH 110 / Chain 1 + Chain 2 + Chain 3+ Chain 4
Test Date	May 27, 2016 ~ Jul. 26, 2016		

Horizontal

	Freq	Level	Limit Line	Over Limit	Read Level	CableAntenna Loss	Antenna Factor	Preamp Factor	A/Pos	T/Pos	Remark	Pol/Phase
	MHz	dBuV/m	dBuV/m	dB	dBuV	dB	dB/m	dB	cm	deg		
1	11102.18	57.59	74.00	-16.41	42.25	12.16	39.28	36.10	194	182	Peak	HORIZONTAL
2	11103.06	43.97	54.00	-10.03	28.63	12.16	39.28	36.10	194	182	Average	HORIZONTAL

Vertical

	Freq	Level	Limit Line	Over Limit	Read Level	CableAntenna Loss	Antenna Factor	Preamp Factor	A/Pos	T/Pos	Remark	Pol/Phase
	MHz	dBuV/m	dBuV/m	dB	dBuV	dB	dB/m	dB	cm	deg		
1	11105.68	57.56	74.00	-16.44	42.10	12.26	39.23	36.03	196	207	Peak	VERTICAL
2	11107.54	44.43	54.00	-9.57	28.97	12.26	39.23	36.03	196	207	Average	VERTICAL

Temperature	22°C	Humidity	54%
Test Engineer	Gino Huang	Configurations	IEEE 802.11ac MCS0/Nss1 VHT40 CH 134 / Chain 1 + Chain 2 + Chain 3+ Chain 4
Test Date	May 27, 2016 ~ Jul. 26, 2016		

Horizontal

	Freq	Level	Limit	Over	Read	CableAntenna	Preamp	A/Pos	T/Pos	Remark	Pol/Phase	
	MHz	dBuV/m	dBuV/m	dB	dBuV	dB	dB/m	dB	cm	deg		
1	11339.58	44.34	54.00	-9.66	28.88	12.26	39.23	36.03	179	197	Average	HORIZONTAL
2	11343.77	57.34	74.00	-16.66	41.88	12.26	39.23	36.03	179	197	Peak	HORIZONTAL

Vertical

	Freq	Level	Limit	Over	Read	CableAntenna	Preamp	A/Pos	T/Pos	Remark	Pol/Phase	
	MHz	dBuV/m	dBuV/m	dB	dBuV	dB	dB/m	dB	cm	deg		
1	11340.05	44.41	54.00	-9.59	28.95	12.26	39.23	36.03	186	155	Average	VERTICAL
2	11343.88	58.25	74.00	-15.75	42.79	12.26	39.23	36.03	186	155	Peak	VERTICAL

<For Beamforming Mode>

Temperature	22°C	Humidity	54%
Test Engineer	Gino Huang	Configurations	IEEE 802.11ac MCS0/Nss1 VHT20 CH 52 / Chain 1 + Chain 2 + Chain 3+ Chain 4
Test Date	May 27, 2016 ~ Jul. 26, 2016		

Horizontal

	Freq	Level	Limit Line	Over Limit	Read Level	CableAntenna Loss	Antenna Factor	Preamp Factor	A/Pos	T/Pos	Remark	Pol/Phase
	MHz	dBuV/m	dBuV/m	dB	dBuV	dB	dB/m	dB	cm	deg		
1	15781.63	59.14	74.00	-14.86	43.15	13.63	38.35	35.99	176	239	Peak	HORIZONTAL
2	15783.33	46.95	54.00	-7.05	30.96	13.64	38.34	35.99	176	239	Average	HORIZONTAL

Vertical

	Freq	Level	Limit Line	Over Limit	Read Level	CableAntenna Loss	Antenna Factor	Preamp Factor	A/Pos	T/Pos	Remark	Pol/Phase
	MHz	dBuV/m	dBuV/m	dB	dBuV	dB	dB/m	dB	cm	deg		
1	15779.21	46.00	54.00	-8.00	30.01	13.63	38.35	35.99	255	47	Average	VERTICAL
2	15779.71	60.01	74.00	-13.99	44.02	13.63	38.35	35.99	255	47	Peak	VERTICAL

Temperature	22°C	Humidity	54%
Test Engineer	Gino Huang	Configurations	IEEE 802.11ac MCS0/Nss1 VHT20 CH 60 / Chain 1 + Chain 2 + Chain 3+ Chain 4
Test Date	May 27, 2016 ~ Jul. 26, 2016		

Horizontal

	Freq	Level	Limit	Over	Read	CableAntenna	Preamp	A/Pos	T/Pos	Remark	Pol/Phase
	MHz	dBuV/m	dBuV/m	dB	dBuV	dB	dB/m	dB	cm	deg	
1	10600.38	43.61	54.00	-10.39	28.80	11.94	38.98	36.11	194	65 Average	HORIZONTAL
2	10600.40	57.02	74.00	-16.98	42.21	11.94	38.98	36.11	194	65 Peak	HORIZONTAL
3	15892.53	62.36	74.00	-11.64	46.33	13.67	38.32	35.96	179	301 Peak	HORIZONTAL
4	15899.17	49.84	54.00	-4.16	33.81	13.67	38.32	35.96	179	301 Average	HORIZONTAL

Vertical

	Freq	Level	Limit	Over	Read	CableAntenna	Preamp	A/Pos	T/Pos	Remark	Pol/Phase
	MHz	dBuV/m	dBuV/m	dB	dBuV	dB	dB/m	dB	cm	deg	
1	10603.33	46.92	54.00	-7.08	32.11	11.94	38.98	36.11	209	32 Average	VERTICAL
2	10604.78	59.53	74.00	-14.47	44.72	11.94	38.98	36.11	209	32 Peak	VERTICAL
3	15902.50	48.26	54.00	-5.74	32.23	13.67	38.32	35.96	289	64 Average	VERTICAL
4	15902.95	61.04	74.00	-12.96	45.01	13.67	38.32	35.96	289	64 Peak	VERTICAL

Temperature	22°C	Humidity	54%
Test Engineer	Gino Huang	Configurations	IEEE 802.11ac MCS0/Nss1 VHT20 CH 64 / Chain 1 + Chain 2 + Chain 3+ Chain 4
Test Date	May 27, 2016 ~ Jul. 26, 2016		

Horizontal

	Freq	Level	Limit Line	Over Limit	Read Level	CableAntenna Loss	Preamp Factor	A/Pos	T/Pos	Remark	Pol/Phase	
	MHz	dBuV/m	dBuV/m	dB	dBuV	dB	dB/m	dB	cm	deg		
1	10639.51	43.24	54.00	-10.76	28.41	11.95	39.00	36.12	250	109	Average	HORIZONTAL
2	10640.12	57.63	74.00	-16.37	42.80	11.95	39.00	36.12	250	109	Peak	HORIZONTAL
3	15959.11	47.83	54.00	-6.17	31.78	13.69	38.31	35.95	194	306	Average	HORIZONTAL
4	15960.85	63.11	74.00	-10.89	47.06	13.69	38.31	35.95	194	306	Peak	HORIZONTAL

Vertical

	Freq	Level	Limit Line	Over Limit	Read Level	CableAntenna Loss	Preamp Factor	A/Pos	T/Pos	Remark	Pol/Phase	
	MHz	dBuV/m	dBuV/m	dB	dBuV	dB	dB/m	dB	cm	deg		
1	10640.43	46.10	54.00	-7.90	31.27	11.95	39.00	36.12	153	203	Average	VERTICAL
2	10640.84	56.56	74.00	-17.44	41.73	11.95	39.00	36.12	153	203	Peak	VERTICAL
3	15960.08	57.20	74.00	-16.80	41.15	13.69	38.31	35.95	245	253	Peak	VERTICAL
4	15960.48	46.18	54.00	-7.82	30.13	13.69	38.31	35.95	245	253	Average	VERTICAL

Temperature	22°C	Humidity	54%
Test Engineer	Gino Huang	Configurations	IEEE 802.11ac MCS0/Nss1 VHT20 CH 100 / Chain 1 + Chain 2 + Chain 3+ Chain 4
Test Date	May 27, 2016 ~ Jul. 26, 2016		

Horizontal

	Freq	Level	Limit Line	Over Limit	Read Level	CableAntenna Loss Factor	Preamp Factor	A/Pos	T/Pos	Remark	Pol/Phase
	MHz	dBuV/m	dBuV/m	dB	dBuV	dB	dB/m	dB	cm	deg	
1	10999.36	44.31	54.00	-9.69	29.02	12.12	39.30	36.13	141	263 Average	HORIZONTAL
2	10999.48	57.40	74.00	-16.60	42.11	12.12	39.30	36.13	141	263 Peak	HORIZONTAL

Vertical

	Freq	Level	Limit Line	Over Limit	Read Level	CableAntenna Loss Factor	Preamp Factor	A/Pos	T/Pos	Remark	Pol/Phase
	MHz	dBuV/m	dBuV/m	dB	dBuV	dB	dB/m	dB	cm	deg	
1	11000.15	44.54	54.00	-9.46	29.25	12.12	39.30	36.13	259	142 Average	VERTICAL
2	11000.73	57.57	74.00	-16.43	42.28	12.12	39.30	36.13	259	142 Peak	VERTICAL

Temperature	22°C	Humidity	54%
Test Engineer	Gino Huang	Configurations	IEEE 802.11ac MCS0/Nss1 VHT20 CH 116 / Chain 1 + Chain 2 + Chain 3+ Chain 4
Test Date	May 27, 2016 ~ Jul. 26, 2016		

Horizontal

	Freq	Level	Limit Line	Over Limit	Read Level	CableAntenna Loss	Antenna Factor	Preamp Factor	A/Pos	T/Pos	Remark	Pol/Phase
	MHz	dBuV/m	dBuV/m	dB	dBuV	dB	dB/m	dB	cm	deg		
1	11159.37	57.18	74.00	-16.82	41.81	12.19	39.27	36.09	152	283	Peak	HORIZONTAL
2	11160.96	43.55	54.00	-10.45	28.18	12.19	39.27	36.09	152	283	Average	HORIZONTAL

Vertical

	Freq	Level	Limit Line	Over Limit	Read Level	CableAntenna Loss	Antenna Factor	Preamp Factor	A/Pos	T/Pos	Remark	Pol/Phase
	MHz	dBuV/m	dBuV/m	dB	dBuV	dB	dB/m	dB	cm	deg		
1	11159.74	56.90	74.00	-17.10	41.53	12.19	39.27	36.09	184	125	Peak	VERTICAL
2	11159.81	45.44	54.00	-8.56	30.07	12.19	39.27	36.09	184	125	Average	VERTICAL

Temperature	22°C	Humidity	54%
Test Engineer	Gino Huang	Configurations	IEEE 802.11ac MCS0/Nss1 VHT20 CH 140 / Chain 1 + Chain 2 + Chain 3+ Chain 4
Test Date	May 27, 2016 ~ Jul. 26, 2016		

Horizontal

	Freq	Level	Limit Line	Over Limit	Read Level	CableAntenna Loss	Antenna Factor	Preamp Factor	A/Pos	T/Pos	Remark	Pol/Phase
	MHz	dBuV/m	dBuV/m	dB	dBuV	dB	dB/m	dB	cm	deg		
1	11400.49	57.74	74.00	-16.26	42.24	12.29	39.22	36.01	246	195	Peak	HORIZONTAL
2	11400.90	44.92	54.00	-9.08	29.42	12.29	39.22	36.01	246	195	Average	HORIZONTAL

Vertical

	Freq	Level	Limit Line	Over Limit	Read Level	CableAntenna Loss	Antenna Factor	Preamp Factor	A/Pos	T/Pos	Remark	Pol/Phase
	MHz	dBuV/m	dBuV/m	dB	dBuV	dB	dB/m	dB	cm	deg		
1	11399.54	57.94	74.00	-16.06	42.44	12.29	39.22	36.01	193	288	Peak	VERTICAL
2	11400.00	46.32	54.00	-7.68	30.82	12.29	39.22	36.01	193	288	Average	VERTICAL

Temperature	22°C	Humidity	54%
Test Engineer	Gino Huang	Configurations	IEEE 802.11ac MCS0/Nss1 VHT40 CH 54 / Chain 1 + Chain 2 + Chain 3+ Chain 4
Test Date	May 27, 2016 ~ Jul. 26, 2016		

Horizontal

	Freq	Level	Limit Line	Over Limit	Read Level	CableAntenna Loss	Antenna Factor	Preamp Factor	A/Pos	T/Pos	Remark	Pol/Phase
	MHz	dBuV/m	dBuV/m	dB	dBuV	dB	dB/m	dB	cm	deg		
1	15789.20	58.22	74.00	-15.78	42.23	13.64	38.34	35.99	215	161	Peak	HORIZONTAL
2	15789.21	44.95	54.00	-9.05	28.96	13.64	38.34	35.99	215	161	Average	HORIZONTAL

Vertical

	Freq	Level	Limit Line	Over Limit	Read Level	CableAntenna Loss	Antenna Factor	Preamp Factor	A/Pos	T/Pos	Remark	Pol/Phase
	MHz	dBuV/m	dBuV/m	dB	dBuV	dB	dB/m	dB	cm	deg		
1	15789.14	45.95	54.00	-8.05	29.96	13.64	38.34	35.99	176	226	Average	VERTICAL
2	15790.98	58.08	74.00	-15.92	42.09	13.64	38.34	35.99	176	226	Peak	VERTICAL

Temperature	22°C	Humidity	54%
Test Engineer	Gino Huang	Configurations	IEEE 802.11ac MCS0/Nss1 VHT40 CH 62 / Chain 1 + Chain 2 + Chain 3+ Chain 4
Test Date	May 27, 2016 ~ Jul. 26, 2016		

Horizontal

	Freq	Level	Limit	Over	Read	CableAntenna	Preamp	A/Pos	T/Pos	Remark	Pol/Phase	
	MHz	dBuV/m	dBuV/m	dB	dBuV	dB	dB/m	dB	cm	deg		
1	10619.72	43.59	54.00	-10.41	28.78	11.94	38.98	36.11	178	255	Average	HORIZONTAL
2	10620.87	56.51	74.00	-17.49	41.70	11.94	38.98	36.11	178	255	Peak	HORIZONTAL
3	15929.90	57.37	74.00	-16.63	41.32	13.69	38.31	35.95	122	156	Peak	HORIZONTAL
4	15930.92	44.02	54.00	-9.98	27.97	13.69	38.31	35.95	122	156	Average	HORIZONTAL

Vertical

	Freq	Level	Limit	Over	Read	CableAntenna	Preamp	A/Pos	T/Pos	Remark	Pol/Phase	
	MHz	dBuV/m	dBuV/m	dB	dBuV	dB	dB/m	dB	cm	deg		
1	10619.32	57.98	74.00	-16.02	43.17	11.94	38.98	36.11	182	309	Peak	VERTICAL
2	10620.90	44.45	54.00	-9.55	29.64	11.94	38.98	36.11	182	309	Average	VERTICAL
3	15929.14	43.95	54.00	-10.05	27.90	13.69	38.31	35.95	149	208	Average	VERTICAL
4	15929.87	57.60	74.00	-16.40	41.55	13.69	38.31	35.95	149	208	Peak	VERTICAL

Temperature	22°C	Humidity	54%
Test Engineer	Gino Huang	Configurations	IEEE 802.11ac MCS0/Nss1 VHT40 CH 102 / Chain 1 + Chain 2 + Chain 3+ Chain 4
Test Date	May 27, 2016 ~ Jul. 26, 2016		

Horizontal

	Freq	Level	Limit Line	Over Limit	Read Level	CableAntenna Loss Factor	Preamp Factor	A/Pos	T/Pos	Remark	Pol/Phase	
	MHz	dBuV/m	dBuV/m	dB	dBuV	dB	dB/m	dB	cm	deg		
1	11210.12	44.09	54.00	-9.91	28.71	12.20	39.26	36.08	197	157	Average	HORIZONTAL
2	11210.55	57.31	74.00	-16.69	41.93	12.20	39.26	36.08	197	157	Peak	HORIZONTAL

Vertical

	Freq	Level	Limit Line	Over Limit	Read Level	CableAntenna Loss Factor	Preamp Factor	A/Pos	T/Pos	Remark	Pol/Phase	
	MHz	dBuV/m	dBuV/m	dB	dBuV	dB	dB/m	dB	cm	deg		
1	11209.54	44.98	54.00	-9.02	29.60	12.20	39.26	36.08	135	328	Average	VERTICAL
2	11210.38	56.99	74.00	-17.01	41.61	12.20	39.26	36.08	135	328	Peak	VERTICAL

Temperature	22°C	Humidity	54%
Test Engineer	Gino Huang	Configurations	IEEE 802.11ac MCS0/Nss1 VHT40 CH 110 / Chain 1 + Chain 2 + Chain 3+ Chain 4
Test Date	May 27, 2016 ~ Jul. 26, 2016		

Horizontal

	Freq	Level	Limit Line	Over Limit	Read Level	CableAntenna Loss	Antenna Factor	Preamp Factor	A/Pos	T/Pos	Remark	Pol/Phase
	MHz	dBuV/m	dBuV/m	dB	dBuV	dB	dB/m	dB	cm	deg		
1	11099.63	57.57	74.00	-16.43	42.24	12.16	39.28	36.11	178	117	Peak	HORIZONTAL
2	11100.20	43.75	54.00	-10.25	28.42	12.16	39.28	36.11	178	117	Average	HORIZONTAL

Vertical

	Freq	Level	Limit Line	Over Limit	Read Level	CableAntenna Loss	Antenna Factor	Preamp Factor	A/Pos	T/Pos	Remark	Pol/Phase
	MHz	dBuV/m	dBuV/m	dB	dBuV	dB	dB/m	dB	cm	deg		
1	11098.72	57.56	74.00	-16.44	42.23	12.16	39.28	36.11	215	198	Peak	VERTICAL
2	11100.38	44.22	54.00	-9.78	28.89	12.16	39.28	36.11	215	198	Average	VERTICAL

Temperature	22°C	Humidity	54%
Test Engineer	Gino Huang	Configurations	IEEE 802.11ac MCS0/Nss1 VHT40 CH 134 / Chain 1 + Chain 2 + Chain 3+ Chain 4
Test Date	May 27, 2016 ~ Jul. 26, 2016		

Horizontal

	Freq	Level	Limit Line	Over Limit	Read Level	CableAntenna Loss	Antenna Factor	Preamp Factor	A/Pos	T/Pos	Remark	Pol/Phase
	MHz	dBuV/m	dBuV/m	dB	dBuV	dB	dB/m	dB	cm	deg		
1	11339.58	58.54	74.00	-15.46	43.08	12.26	39.23	36.03	200	105	Peak	HORIZONTAL
2	11340.36	44.15	54.00	-9.85	28.69	12.26	39.23	36.03	200	105	Average	HORIZONTAL

Vertical

	Freq	Level	Limit Line	Over Limit	Read Level	CableAntenna Loss	Antenna Factor	Preamp Factor	A/Pos	T/Pos	Remark	Pol/Phase
	MHz	dBuV/m	dBuV/m	dB	dBuV	dB	dB/m	dB	cm	deg		
1	11339.09	57.77	74.00	-16.23	42.31	12.26	39.23	36.03	200	105	Peak	VERTICAL
2	11339.20	44.12	54.00	-9.88	28.66	12.26	39.23	36.03	200	105	Average	VERTICAL

Note:

The amplitude of spurious emissions that are attenuated by more than 20dB below the permissible value has no need to be reported.

Emission level (dBuV/m) = 20 log Emission level (uV/m).

Corrected Reading: Antenna Factor + Cable Loss + Read Level - Preamp Factor = Level.

4.5. Band Edge Emissions Measurement

4.5.1. Limit

For transmitters operating in the 5.25-5.35 GHz band: all emissions outside of the 5.15-5.35 GHz band shall not exceed an e.i.r.p. of -27 dBm/MHz.

For transmitters operating in the 5.470-5.725 GHz band: all emissions outside of the 5.47-5.725 GHz band shall not exceed an e.i.r.p. of -27 dBm/MHz.

In addition, In case the emission fall within the restricted band specified on 15.205(a), then the 15.209(a) limit in the table below has to be followed.

Frequencies (MHz)	Field Strength (micorvolts/meter)	Measurement Distance (meters)
0.009~0.490	2400/F(kHz)	300
0.490~1.705	24000/F(kHz)	30
1.705~30.0	30	30
30~88	100	3
88~216	150	3
216~960	200	3
Above 960	500	3

4.5.2. Measuring Instruments and Setting

Please refer to section 5 of equipments list in this report. The following table is the setting of the spectrum analyzer.

Spectrum Parameter	Setting
Attenuation	Auto
Span Frequency	100 MHz
RBW / VBW (Emission in restricted band)	1 MHz / 3MHz for Peak, 1 MHz / 1/T for Average
RBW / VBW (Emission in non-restricted band)	1 MHz / 3MHz for Peak

4.5.3. Test Procedures

The test procedure is the same as section 4.4.3.

4.5.4. Test Setup Layout

This test setup layout is the same as that shown in section 4.4.4.

4.5.5. Test Deviation

There is no deviation with the original standard.

4.5.6. EUT Operation during Test

For Non-beamforming mode:

The EUT was programmed to be in continuously transmitting mode.

For beamforming mode:

The EUT was programmed to be in beamforming transmitting mode.

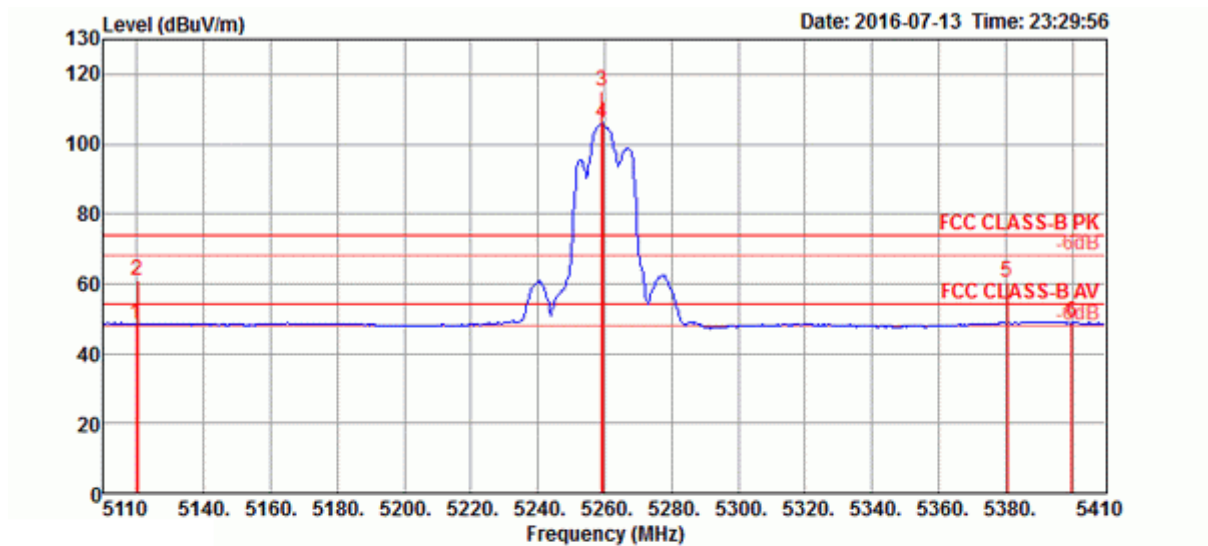
4.5.7. Test Result of Band Edge and Fundamental Emissions

For OMNI antenna:

<For Non-Beamforming Mode>

Temperature	22°C	Humidity	54%
Test Engineer	Gino Huang	Configurations	IEEE 802.11a CH 52, 60, 64 / Chain 1 + Chain 2 + Chain 3+ Chain 4

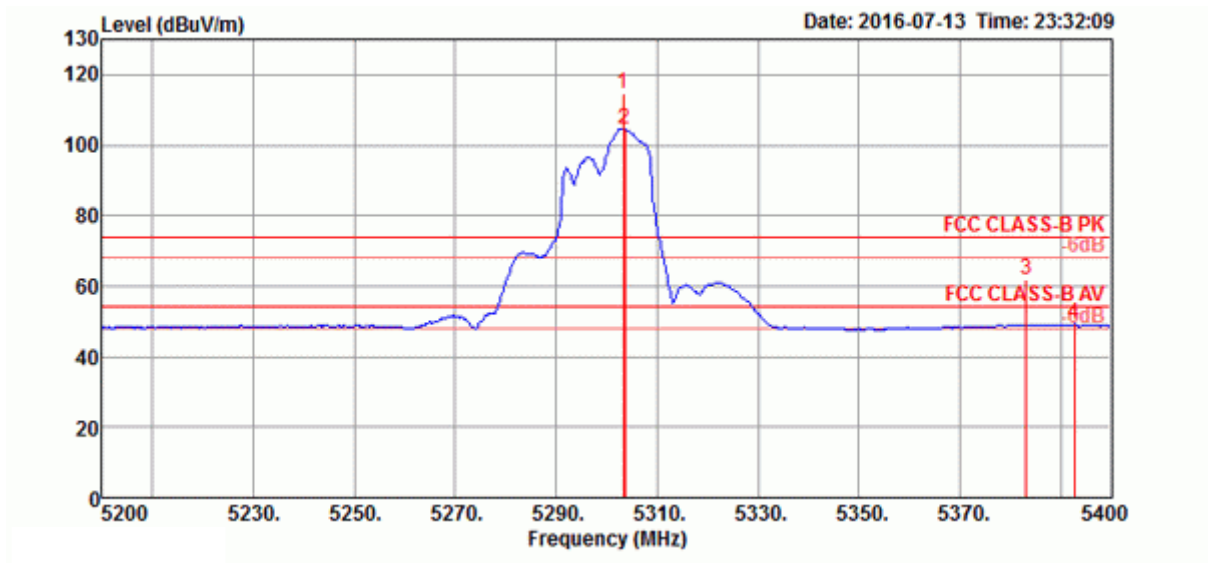
Channel 52



	Freq	Level	Limit	Over	Read	CableAntenna	Preamp	A/Pos	T/Pos	Remark	Pol/Phase
	MHz	dBuV/m	dBuV/m	dB	dBuV	dB	dB/m	dB	cm	deg	
1	5119.60	48.61	54.00	-5.39	38.99	9.45	33.12	32.95	192	181 Average	VERTICAL
2	5120.20	61.10	74.00	-12.90	51.48	9.45	33.12	32.95	192	181 Peak	VERTICAL
3	5259.00	115.34			105.25	9.64	33.36	32.91	192	181 Peak	VERTICAL
4	5259.40	105.90			95.81	9.64	33.36	32.91	192	181 Average	VERTICAL
5	5380.60	60.42	74.00	-13.58	49.97	9.76	33.58	32.89	192	181 Peak	VERTICAL
6	5399.80	49.00	54.00	-5.00	38.51	9.77	33.61	32.89	192	181 Average	VERTICAL

Item 3, 4 are the fundamental frequency at 5260 MHz.

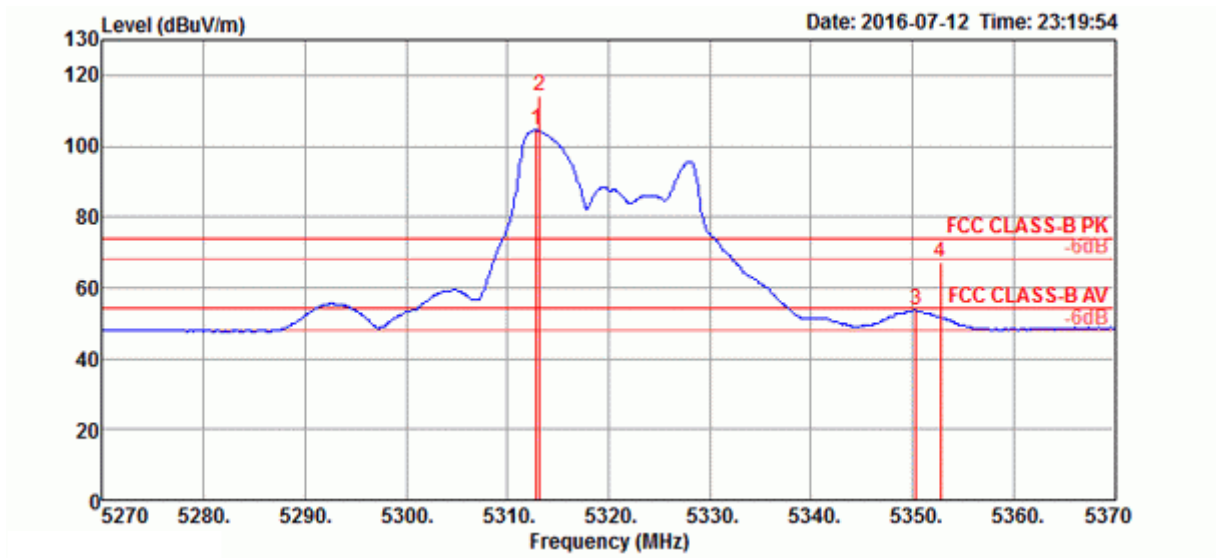
Channel 60



	Freq	Level	Limit	Over	Read	CableAntenna	Preamp	A/Pos	T/Pos	Remark	Pol/Phase	
	MHz	dBuV/m	dBuV/m	dB	dBuV	dB	dB/m	dB	cm	deg		
1	5303.20	114.74			104.52	9.68	33.45	32.91	161	140	Peak	VERTICAL
2	5303.60	104.55			94.33	9.68	33.45	32.91	161	140	Average	VERTICAL
3	5383.20	62.04	74.00	-11.96	51.59	9.76	33.58	32.89	161	140	Peak	VERTICAL
4	5392.80	49.19	54.00	-4.81	38.70	9.77	33.61	32.89	161	140	Average	VERTICAL

Item 1, 2 are the fundamental frequency at 5300 MHz.

Channel 64

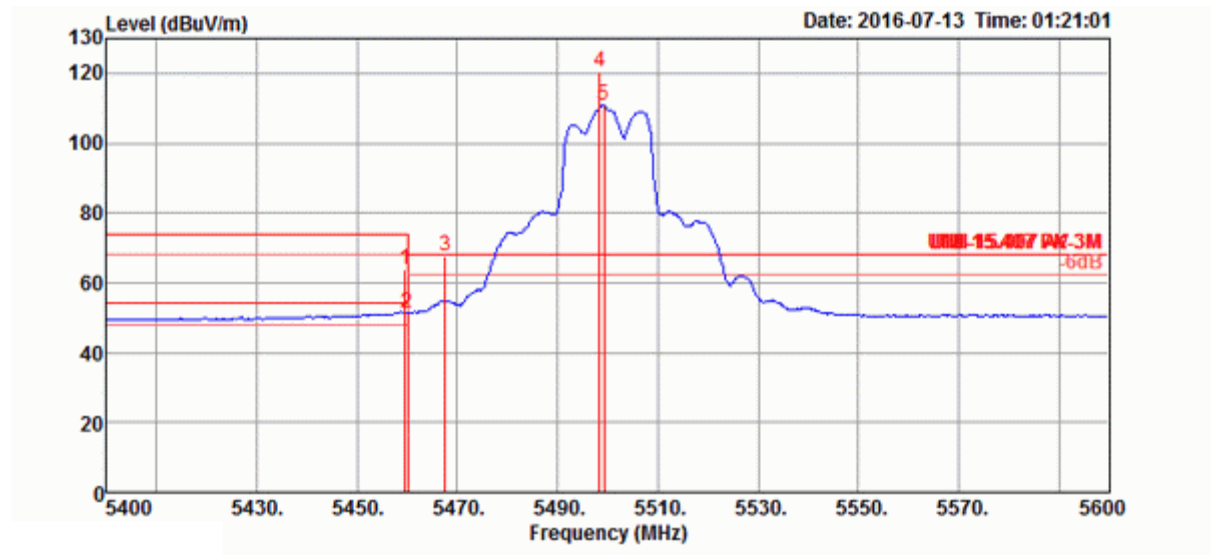


	Freq	Level	Limit	Over	Read	CableAntenna	Preamp	A/Pos	T/Pos	Remark	Pol/Phase
	MHz	dBuV/m	dBuV/m	dB	dBuV	dB	dB/m	dB	cm	deg	
1	5312.80	104.40			94.13	9.70	33.47	32.90	136	27 Average	VERTICAL
2	5313.20	114.38			104.11	9.70	33.47	32.90	136	27 Peak	VERTICAL
3	5350.40	53.59	54.00	-0.41	43.23	9.73	33.53	32.90	136	27 Average	VERTICAL
4	5352.80	67.39	74.00	-6.61	57.03	9.73	33.53	32.90	136	27 Peak	VERTICAL

Item 1, 2 are the fundamental frequency at 5320 MHz.

Temperature	22°C	Humidity	54%
Test Engineer	Gino Huang	Configurations	IEEE 802.11a CH 100, 116, 140 / Chain 1 + Chain 2 + Chain 3+ Chain 4

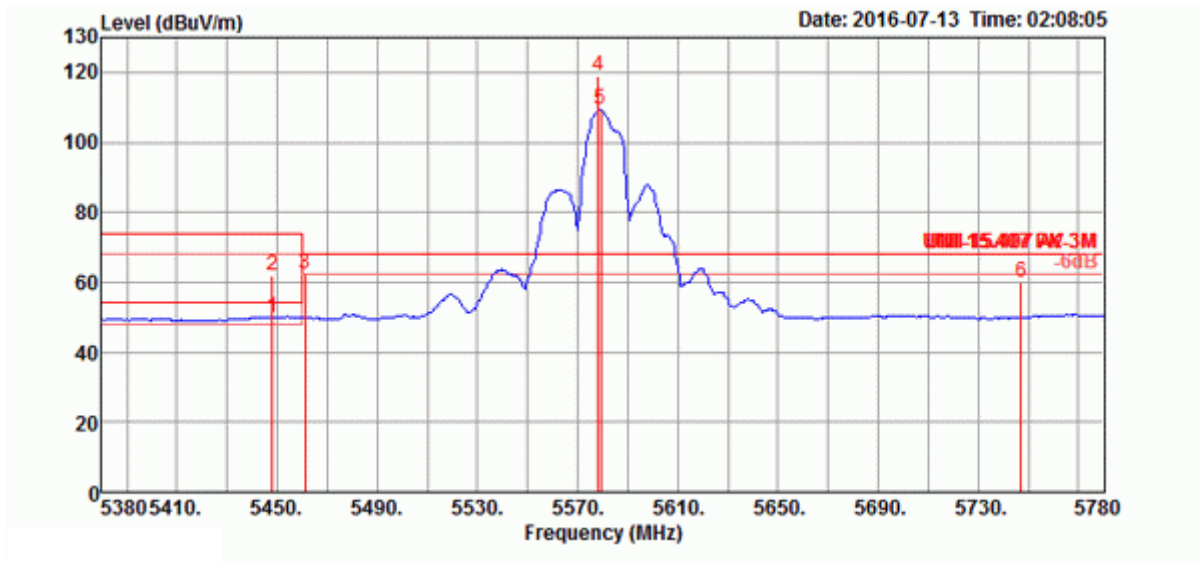
Channel 100



	Freq	Level	Limit	Over	Read	CableAntenna	Preamp	A/Pos	T/Pos	Remark	Pol/Phase	
	MHz	dBuV/m	dBuV/m	dB	dBuV	dB	dB/m	dB	cm	deg		
1	5459.60	63.76	74.00	-10.24	53.14	9.78	33.72	32.88	166	333	Peak	HORIZONTAL
2	5460.00	51.49	54.00	-2.51	40.87	9.78	33.72	32.88	166	333	Average	HORIZONTAL
3	5467.60	67.76	68.20	-0.44	57.11	9.78	33.75	32.88	166	333	Peak	HORIZONTAL
4	5498.40	120.25			109.54	9.78	33.80	32.87	166	333	Peak	HORIZONTAL
5	5499.20	110.59			99.88	9.78	33.80	32.87	166	333	Average	HORIZONTAL

Item 4, 5 are the fundamental frequency at 5500 MHz.

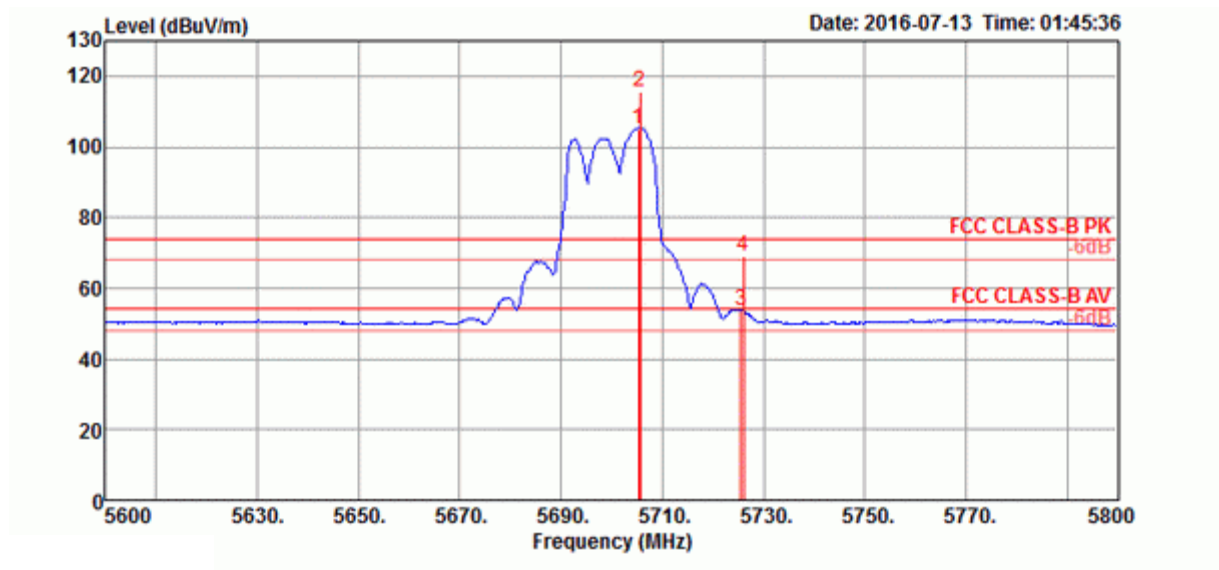
Channel 116



	Freq	Level	Limit	Over	Read	CableAntenna	Preamp	A/Pos	T/Pos	Remark	Pol/Phase	
	MHz	dBuV/m	dBuV/m	dB	dBuV	dB	dB/m	dB	cm	deg		
1	5448.00	50.04	54.00	-3.96	39.42	9.78	33.72	32.88	185	359	Average	VERTICAL
2	5448.00	61.76	74.00	-12.24	51.14	9.78	33.72	32.88	185	359	Peak	VERTICAL
3	5461.23	62.22	68.20	-5.98	51.60	9.78	33.72	32.88	185	359	Peak	VERTICAL
4	5578.00	118.99			108.05	9.79	34.03	32.88	185	359	Peak	VERTICAL
5	5579.00	109.43			98.49	9.79	34.03	32.88	185	359	Average	VERTICAL
6	5747.00	60.13	68.20	-8.07	48.59	9.94	34.50	32.90	185	359	Peak	VERTICAL

Item 4, 5 are the fundamental frequency at 5580 MHz.

Channel 140

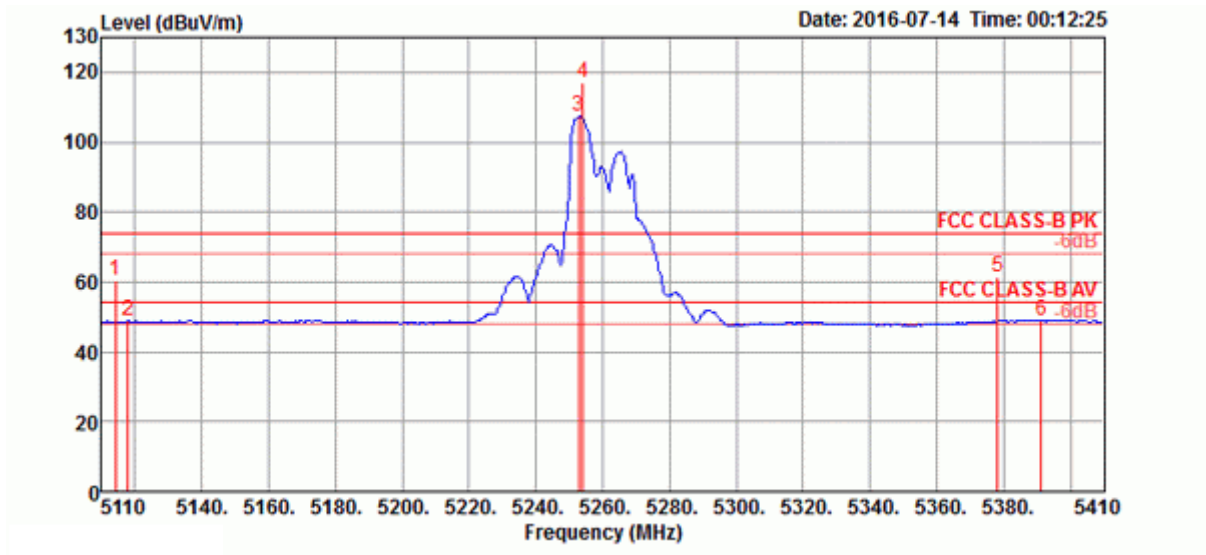


	Freq	Level	Limit	Over	Read	CableAntenna	Preamp	A/Pos	T/Pos	Remark	Pol/Phase
	MHz	dBuV/m	dBuV/m	dB	dBuV	dB	dB/m	dB	cm	deg	
1	5705.20	105.28			93.92	9.89	34.36	32.89	155	32 Average	HORIZONTAL
2	5705.60	115.43			104.07	9.89	34.36	32.89	155	32 Peak	HORIZONTAL
3	5725.60	53.84	54.00	-0.16	42.36	9.92	34.45	32.89	155	32 Average	HORIZONTAL
4	5726.00	68.95	74.00	-5.05	57.47	9.92	34.45	32.89	155	32 Peak	HORIZONTAL

Item 1, 2 are the fundamental frequency at 5700 MHz.

Temperature	22°C	Humidity	54%
Test Engineer	Gino Huang	Configurations	IEEE 802.11ac MCS0/Nss1 VHT20 CH 52, 60, 64 / Chain 1 + Chain 2 + Chain 3+ Chain 4

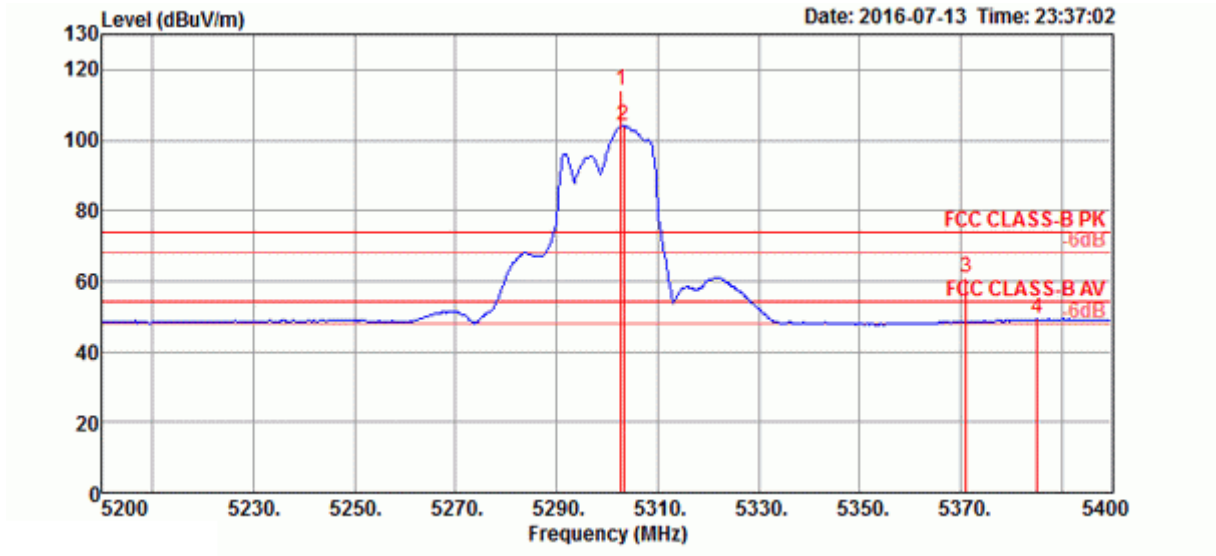
Channel 52



	Freq	Level	Limit	Over	Read	Cable	Antenna	Preamp	A/Pos	T/Pos	Remark	Pol/Phase
	MHz	dBuV/m	dBuV/m	dB	dBuV	Loss	Factor	Factor	cm	deg		
1	5114.20	60.49	74.00	-13.51	50.87	9.45	33.12	32.95	316	207	Peak	VERTICAL
2	5117.80	48.74	54.00	-5.26	39.12	9.45	33.12	32.95	316	207	Average	VERTICAL
3	5252.80	107.29			97.21	9.64	33.36	32.92	316	207	Average	VERTICAL
4	5254.00	117.07			106.99	9.64	33.36	32.92	316	207	Peak	VERTICAL
5	5378.20	61.45	74.00	-12.55	51.00	9.76	33.58	32.89	316	207	Peak	VERTICAL
6	5391.40	49.07	54.00	-4.93	38.58	9.77	33.61	32.89	316	207	Average	VERTICAL

Item 3, 4 are the fundamental frequency at 5260 MHz.

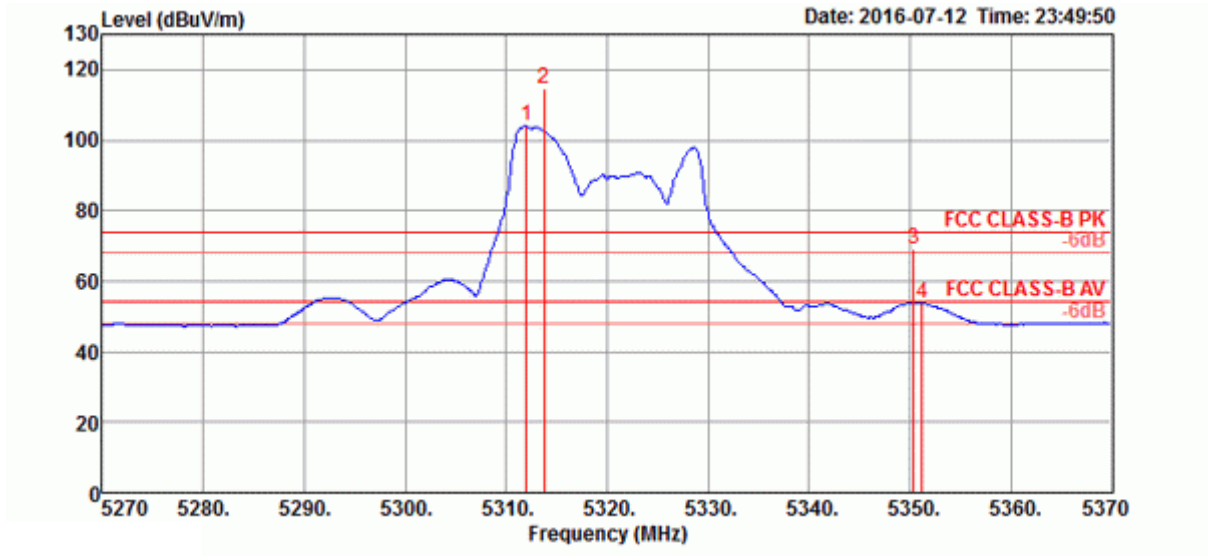
Channel 60



	Freq	Level	Limit	Over	Read	CableAntenna	Preamp	A/Pos	T/Pos	Remark	Pol/Phase	
	MHz	dBuV/m	dBuV/m	dB	dBuV	dB	dB/m	dB	cm	deg		
1	5302.80	114.35			104.13	9.68	33.45	32.91	160	140	Peak	VERTICAL
2	5303.20	104.11			93.89	9.68	33.45	32.91	160	140	Average	VERTICAL
3	5371.20	60.88	74.00	-13.12	50.43	9.76	33.58	32.89	160	140	Peak	VERTICAL
4	5385.20	49.23	54.00	-4.77	38.74	9.77	33.61	32.89	160	140	Average	VERTICAL

Item 1, 2 are the fundamental frequency at 5300 MHz.

Channel 64

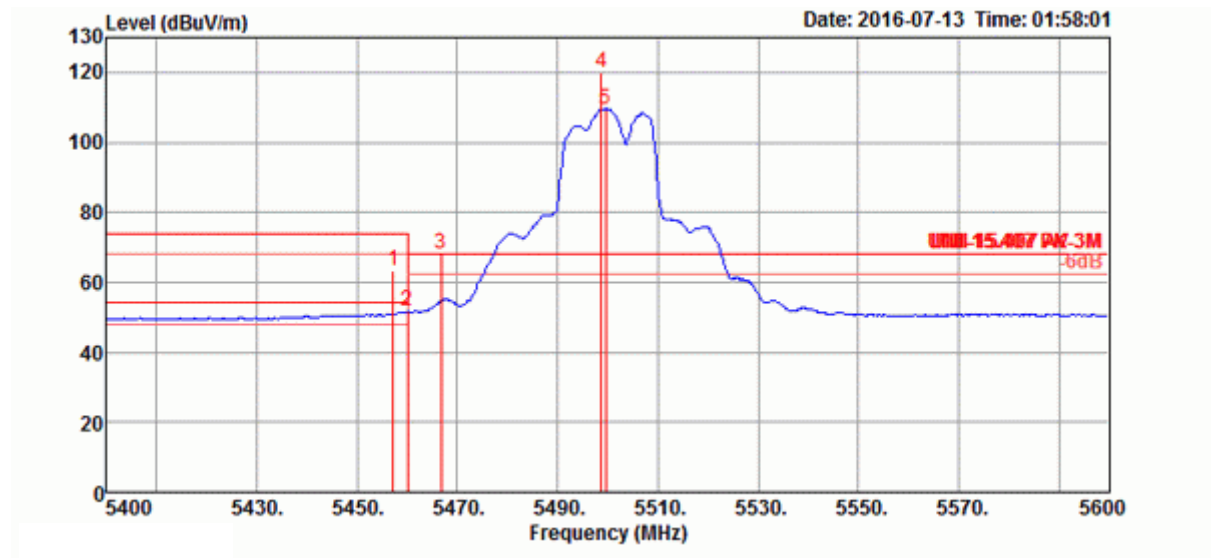


	Freq	Level	Limit	Over	Read	CableAntenna	Preamp	A/Pos	T/Pos	Remark	Pol/Phase
	MHz	dBuV/m	dBuV/m	dB	dBuV	dB	dB/m	dB	cm	deg	
1	5312.00	104.00			93.73	9.70	33.47	32.90	141	27 Average	VERTICAL
2	5313.80	114.44			104.17	9.70	33.47	32.90	141	27 Peak	VERTICAL
3	5350.40	68.93	74.00	-5.07	58.57	9.73	33.53	32.90	141	27 Peak	VERTICAL
4	5351.20	53.65	54.00	-0.35	43.29	9.73	33.53	32.90	141	27 Average	VERTICAL

Item 1, 2 are the fundamental frequency at 5320 MHz.

Temperature	22°C	Humidity	54%
Test Engineer	Gino Huang	Configurations	IEEE 802.11ac MCS0/Nss1 VHT20 CH 100, 116, 140 / Chain 1 + Chain 2 + Chain 3+ Chain 4

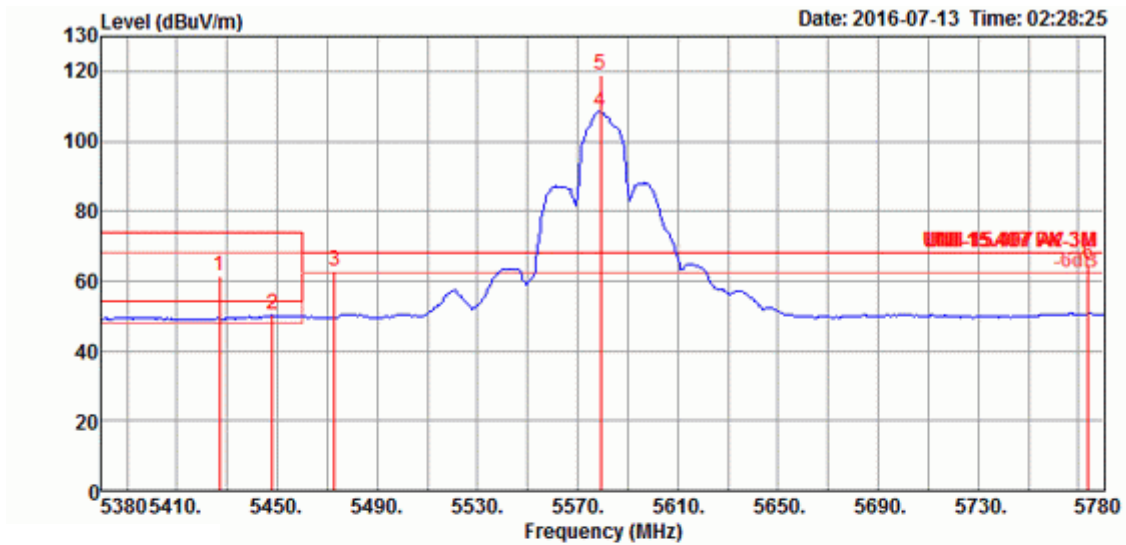
Channel 100



	Freq	Level	Limit	Over	Read	Cable	Antenna	Preamp	A/Pos	T/Pos	Remark	Pol/Phase
	MHz	dBuV/m	dBuV/m	dB	dBuV	dB	dB/m	dB	cm	deg		
1	5457.20	63.54	74.00	-10.46	52.92	9.78	33.72	32.88	152	334	Peak	HORIZONTAL
2	5460.00	51.70	54.00	-2.30	41.08	9.78	33.72	32.88	152	334	Average	HORIZONTAL
3	5466.80	68.19	68.20	-0.01	57.54	9.78	33.75	32.88	152	334	Peak	HORIZONTAL
4	5498.80	119.82			109.11	9.78	33.80	32.87	152	334	Peak	HORIZONTAL
5	5499.60	109.59			98.88	9.78	33.80	32.87	152	334	Average	HORIZONTAL

Item 4, 5 are the fundamental frequency at 5500 MHz.

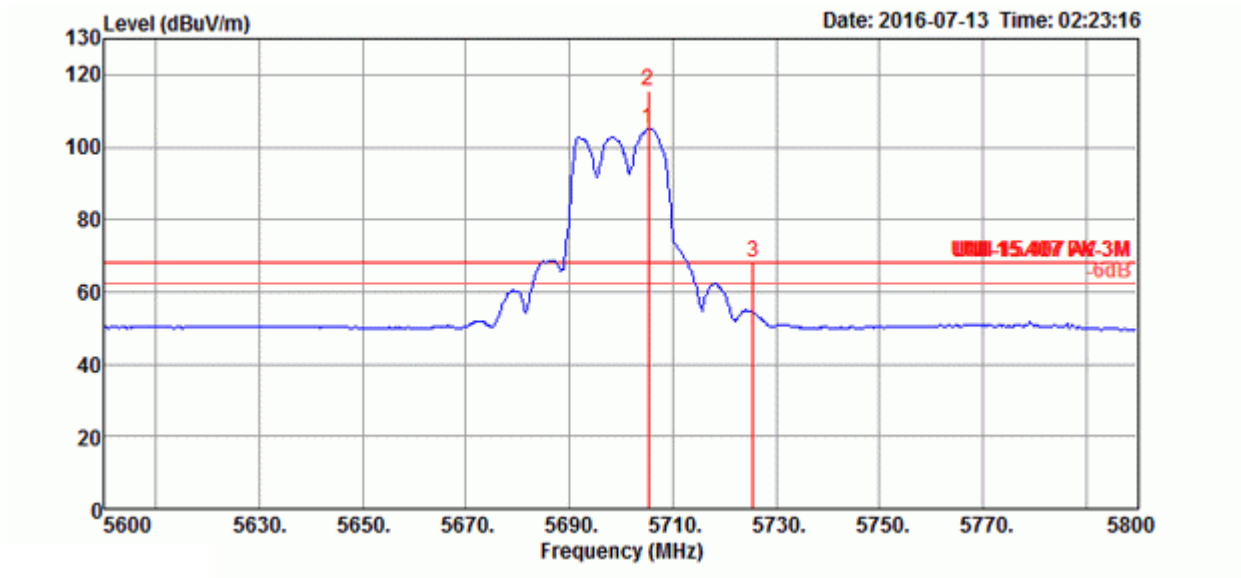
Channel 116



	Freq	Level	Limit	Over	Read	CableAntenna	Preamp	A/Pos	T/Pos	Remark	Pol/Phase
	MHz	dBuV/m	dBuV/m	dB	dBuV	dB	dB/m	dB	cm	deg	
1	5427.00	61.55	74.00	-12.45	51.00	9.77	33.66	32.88	196	2 Peak	VERTICAL
2	5448.00	50.22	54.00	-3.78	39.60	9.78	33.72	32.88	196	2 Average	VERTICAL
3	5473.00	63.06	68.20	-5.14	52.40	9.78	33.75	32.87	196	2 Peak	VERTICAL
4	5579.00	108.32			97.38	9.79	34.03	32.88	196	2 Average	VERTICAL
5	5579.00	118.97			108.03	9.79	34.03	32.88	196	2 Peak	VERTICAL
6	5774.00	64.59	68.20	-3.61	52.93	9.97	34.59	32.90	196	2 Peak	VERTICAL

Item 4, 5 are the fundamental frequency at 5580 MHz.

Channel 140

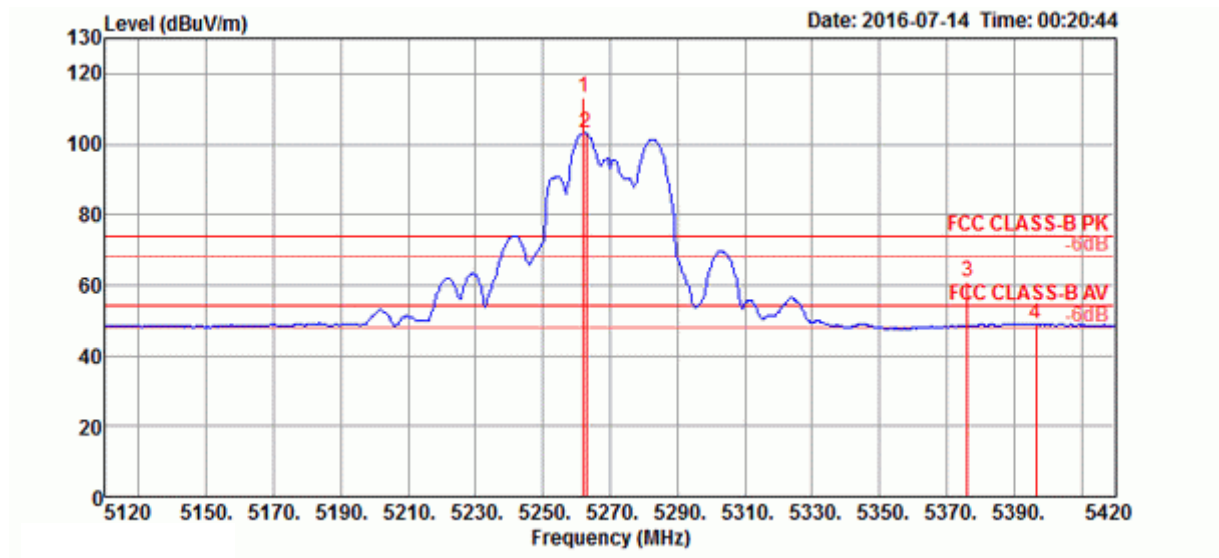


	Freq	Level	Limit	Over	Read	CableAntenna	Preamp	A/Pos	T/Pos	Remark	Pol/Phase	
	MHz	dBuV/m	dBuV/m	dB	dBuV	dB	dB/m	dB	cm	deg		
1	5705.20	105.21			93.85	9.89	34.36	32.89	158	32	Average	HORIZONTAL
2	5705.20	115.40			104.04	9.89	34.36	32.89	158	32	Peak	HORIZONTAL
3	5725.60	67.96	68.20	-0.24	56.48	9.92	34.45	32.89	158	32	Peak	HORIZONTAL

Item 1, 2 are the fundamental frequency at 5700 MHz.

Temperature	22°C	Humidity	54%
Test Engineer	Gino Huang	Configurations	IEEE 802.11ac MCS0/Nss1 VHT40 CH 54, 62 / Chain 1 + Chain 2 + Chain 3+ Chain 4

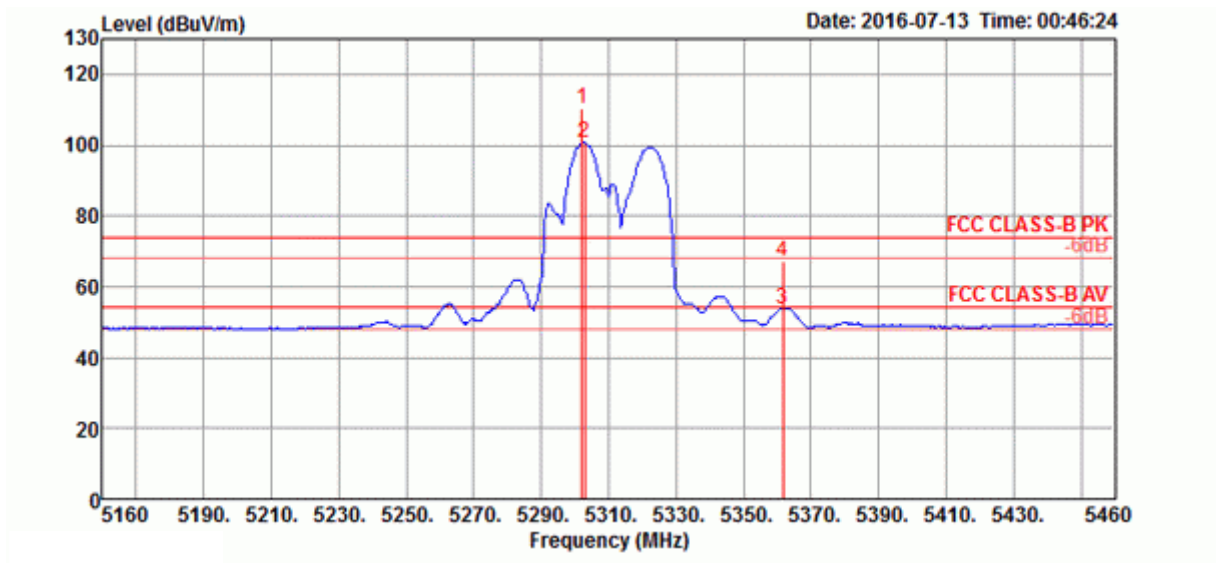
Channel 54



	Freq	Level	Limit	Over	Read	CableAntenna	Preamp	A/Pos	T/Pos	Remark	Pol/Phase	
	MHz	dBuV/m	dBuV/m	dB	dBuV	dB	dB/m	dB	cm	deg		
1	5262.20	113.32			103.19	9.65	33.39	32.91	250	151	Peak	HORIZONTAL
2	5262.80	103.03			92.90	9.65	33.39	32.91	250	151	Average	HORIZONTAL
3	5376.20	61.05	74.00	-12.95	50.60	9.76	33.58	32.89	250	151	Peak	HORIZONTAL
4	5396.60	49.03	54.00	-4.97	38.54	9.77	33.61	32.89	250	151	Average	HORIZONTAL

Item 1, 2 are the fundamental frequency at 5270 MHz.

Channel 62

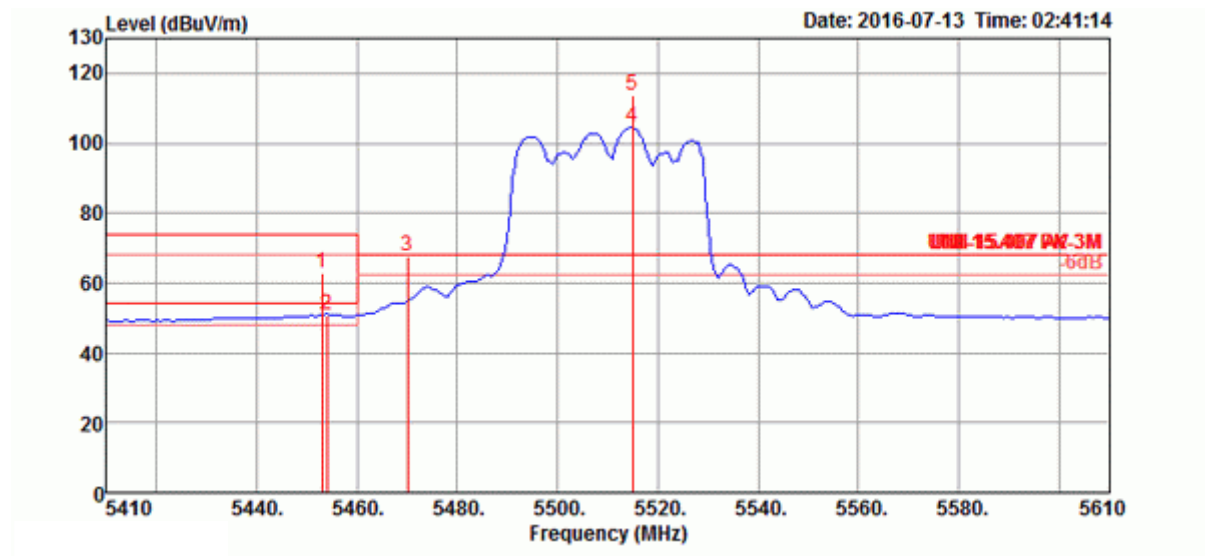


	Freq	Level	Limit	Over	Read	CableAntenna	Preamp	A/Pos	T/Pos	Remark	Pol/Phase
	MHz	dBuV/m	dBuV/m	dB	dBuV	dB	dB/m	dB	cm	deg	
1	5302.20	110.33			100.11	9.68	33.45	32.91	128	29 Peak	VERTICAL
2	5302.80	100.69			90.47	9.68	33.45	32.91	128	29 Average	VERTICAL
3	5361.60	53.93	54.00	-0.07	43.54	9.74	33.55	32.90	128	29 Average	VERTICAL
4	5361.60	67.11	74.00	-6.89	56.72	9.74	33.55	32.90	128	29 Peak	VERTICAL

Item 1, 2 are the fundamental frequency at 5310 MHz.

Temperature	22°C	Humidity	54%
Test Engineer	Gino Huang	Configurations	IEEE 802.11ac MCS0/Nss1 VHT40 CH 102, 110, 134 / Chain 1 + Chain 2 + Chain 3+ Chain 4

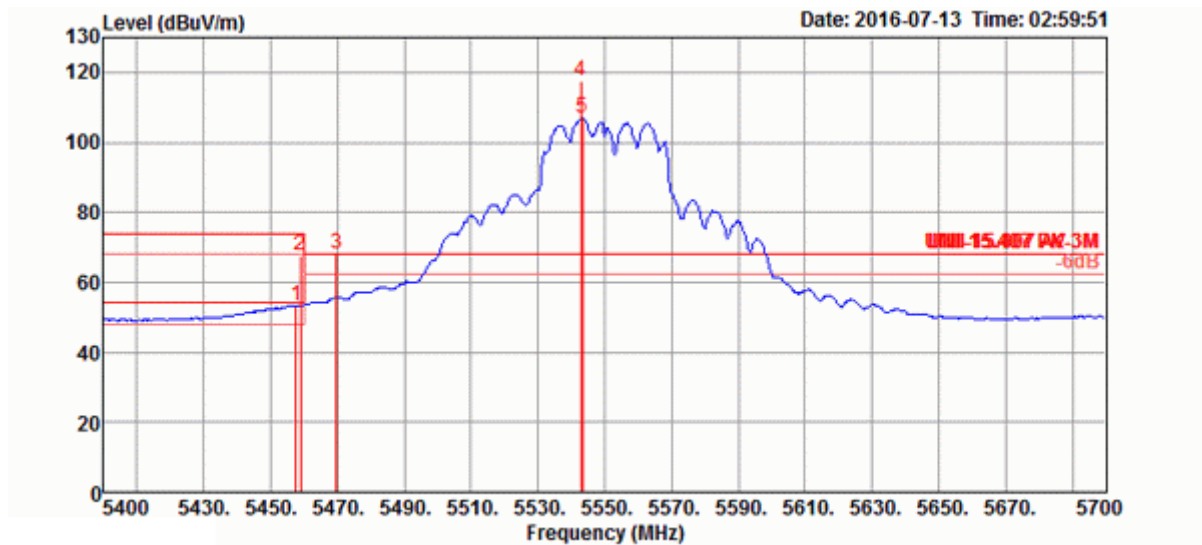
Channel 102



	Freq	Level	Limit	Over	Read	CableAntenna	Preamp	A/Pos	T/Pos	Remark	Pol/Phase	
	MHz	dBuV/m	dBuV/m	dB	dBuV	dB	dB/m	dB	cm	deg		
1	5453.00	62.88	74.00	-11.12	52.26	9.78	33.72	32.88	180	320	Peak	HORIZONTAL
2	5454.00	51.08	54.00	-2.92	40.46	9.78	33.72	32.88	180	320	Average	HORIZONTAL
3	5470.00	67.80	68.20	-0.40	57.14	9.78	33.75	32.87	180	320	Peak	HORIZONTAL
4	5515.00	104.38			93.62	9.78	33.85	32.87	180	320	Average	HORIZONTAL
5	5515.00	113.69			102.93	9.78	33.85	32.87	180	320	Peak	HORIZONTAL

Item 4, 5 are the fundamental frequency at 5510 MHz.

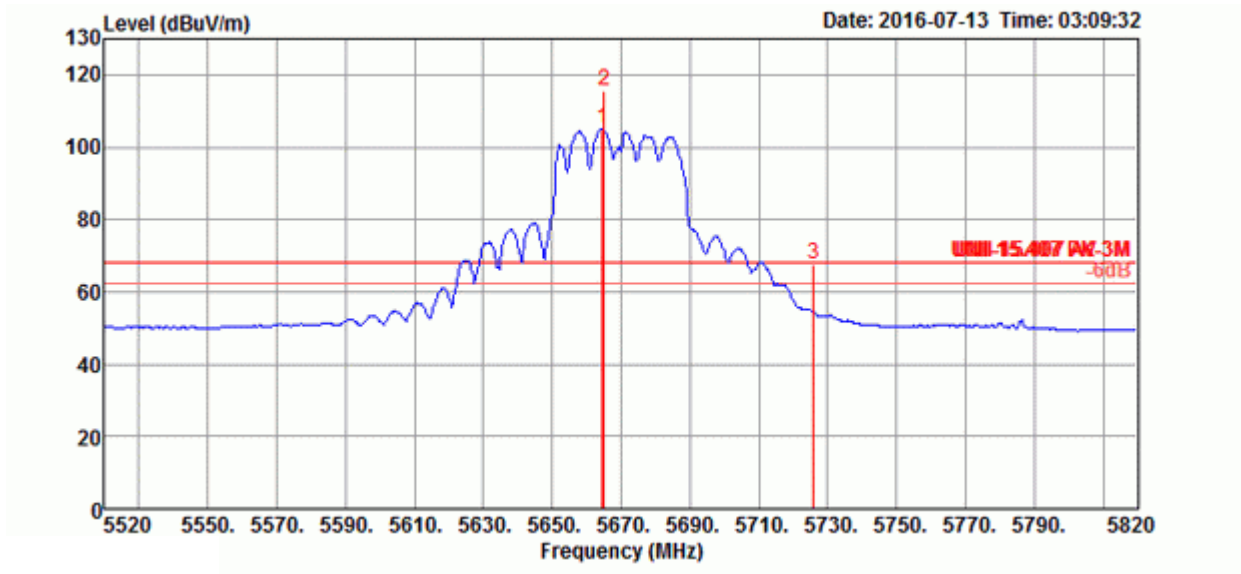
Channel 110



	Freq	Level	Limit Line	Over Limit	Read Level	CableAntenna Loss	Preamp Factor	A/Pos	T/Pos	Remark	Pol/Phase
	MHz	dBuV/m	dBuV/m	dB	dBuV	dB	dB/m	dB	cm	deg	
1	5457.60	53.24	54.00	-0.76	42.62	9.78	33.72	32.88	151	329 Average	HORIZONTAL
2	5458.80	67.47	74.00	-6.53	56.85	9.78	33.72	32.88	151	329 Peak	HORIZONTAL
3	5469.60	68.04	68.20	-0.16	57.38	9.78	33.75	32.87	151	329 Peak	HORIZONTAL
4	5542.80	117.74			106.95	9.78	33.89	32.88	151	329 Peak	HORIZONTAL
5	5543.40	107.12			96.27	9.79	33.94	32.88	151	329 Average	HORIZONTAL

Item 4, 5 are the fundamental frequency at 5550 MHz.

Channel 134



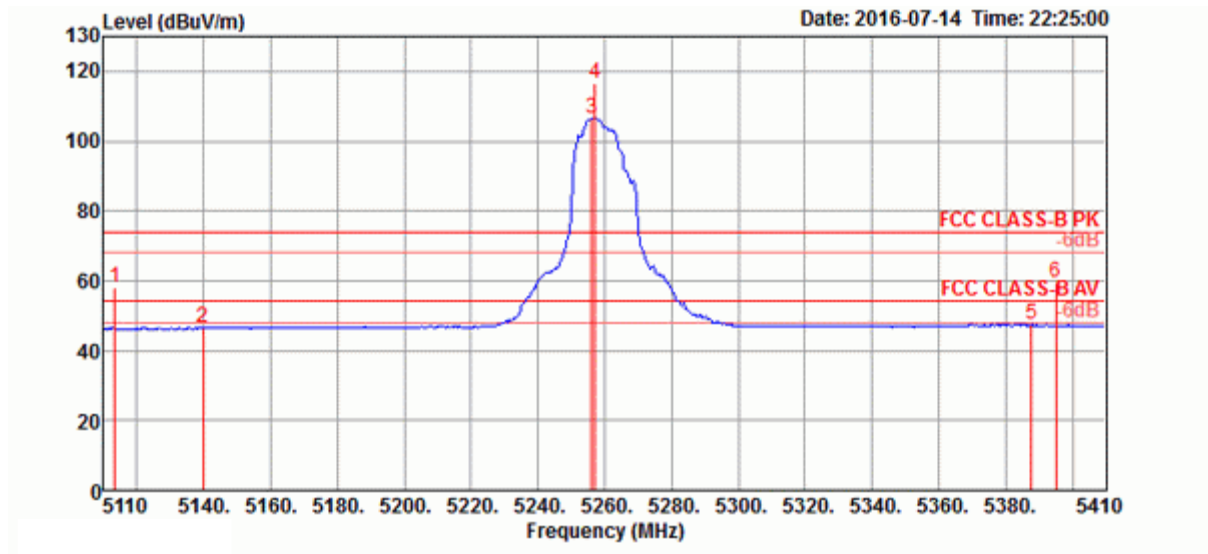
	Freq	Level	Limit	Over	Read	CableAntenna	Preamp	A/Pos	T/Pos	Remark	Pol/Phase
	MHz	dBuV/m	dBuV/m	dB	dBuV	dB	dB/m	dB	cm	deg	
1	5664.60	104.98			93.74	9.86	34.27	32.89	240	359 Average	HORIZONTAL
2	5665.20	115.65			104.41	9.86	34.27	32.89	240	359 Peak	HORIZONTAL
3	5725.80	67.72	68.20	-0.48	56.24	9.92	34.45	32.89	240	359 Peak	HORIZONTAL

Item 1, 2 are the fundamental frequency at 5670 MHz.

<For Beamforming Mode>

Temperature	22°C	Humidity	54%
Test Engineer	Gino Huang	Configurations	IEEE 802.11ac MCS0/Nss1 VHT20 CH 52, 60, 64 / Chain 1 + Chain 2 + Chain 3+ Chain 4

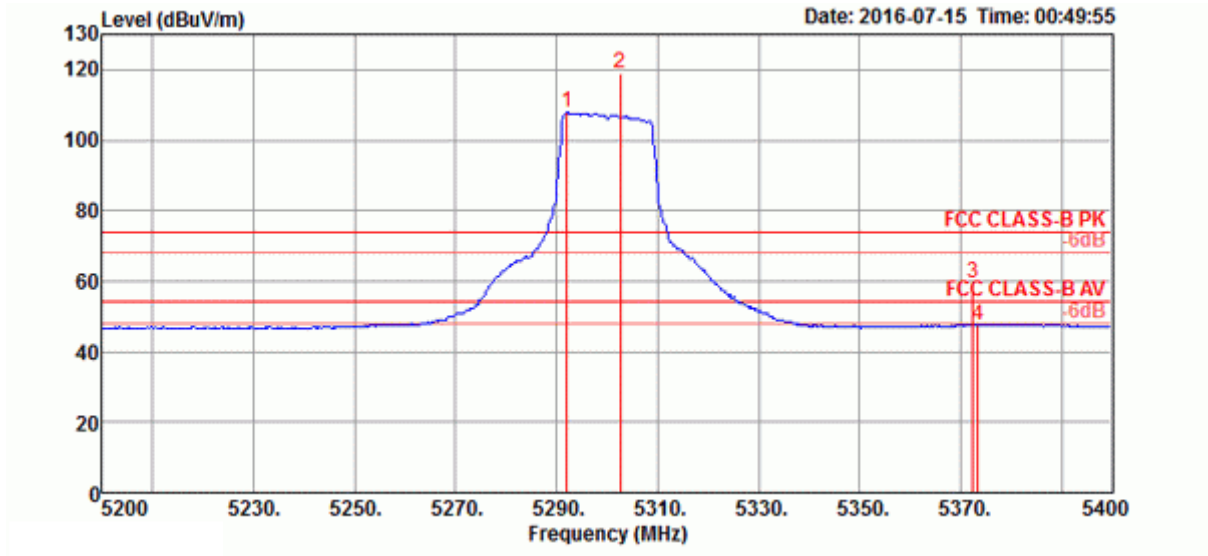
Channel 52



	Freq	Level	Limit	Over	Read	CableAntenna	Preamp	A/Pos	T/Pos	Remark	Pol/Phase	
	MHz	dBuV/m	dBuV/m	dB	dBuV	dB	dB/m	dB	cm	deg		
1	5113.37	58.23	74.00	-15.77	48.61	9.45	33.12	32.95	146	215	Peak	VERTICAL
2	5139.81	46.44	54.00	-7.56	36.75	9.48	33.15	32.94	146	215	Average	VERTICAL
3	5256.15	106.68			96.60	9.64	33.36	32.92	146	215	Average	VERTICAL
4	5257.12	116.38			106.30	9.64	33.36	32.92	146	215	Peak	VERTICAL
5	5387.89	47.46	54.00	-6.54	36.97	9.77	33.61	32.89	146	215	Average	VERTICAL
6	5395.10	59.43	74.00	-14.57	48.94	9.77	33.61	32.89	146	215	Peak	VERTICAL

Item 3, 4 are the fundamental frequency at 5260 MHz.

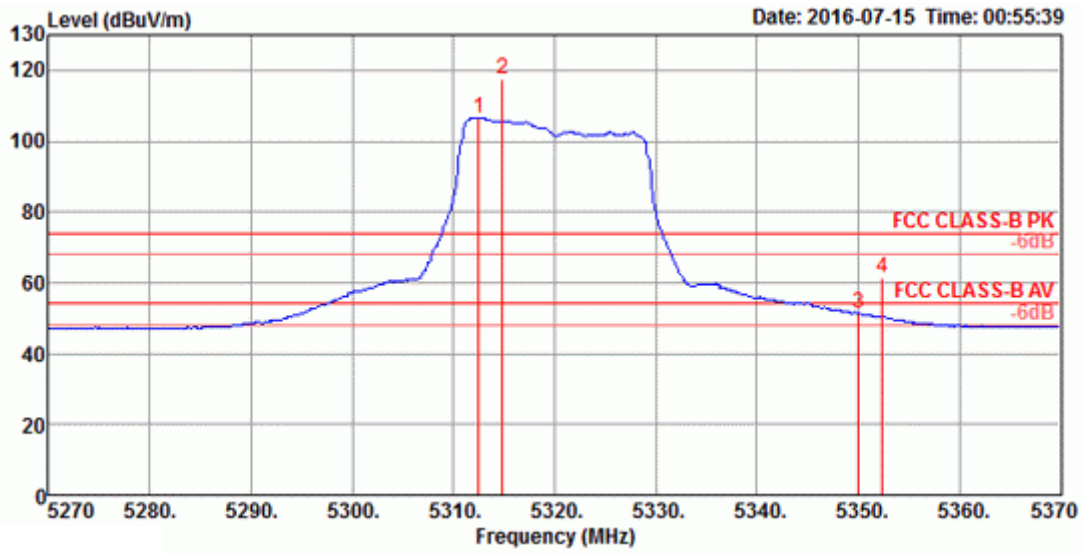
Channel 60



	Freq	Level	Limit	Over	Read	CableAntenna	Preamp	A/Pos	T/Pos	Remark	Pol/Phase
	MHz	dBuV/m	dBuV/m	dB	dBuV	dB	dB/m	dB	cm	deg	
1	5291.99	107.73			97.55	9.67	33.42	32.91	140	195 Average	VERTICAL
2	5302.56	118.81			108.59	9.68	33.45	32.91	140	195 Peak	VERTICAL
3	5372.44	59.71	74.00	-14.29	49.26	9.76	33.58	32.89	140	195 Peak	VERTICAL
4	5373.40	47.70	54.00	-6.30	37.25	9.76	33.58	32.89	140	195 Average	VERTICAL

Item 1, 2 are the fundamental frequency at 5300 MHz.

Channel 64

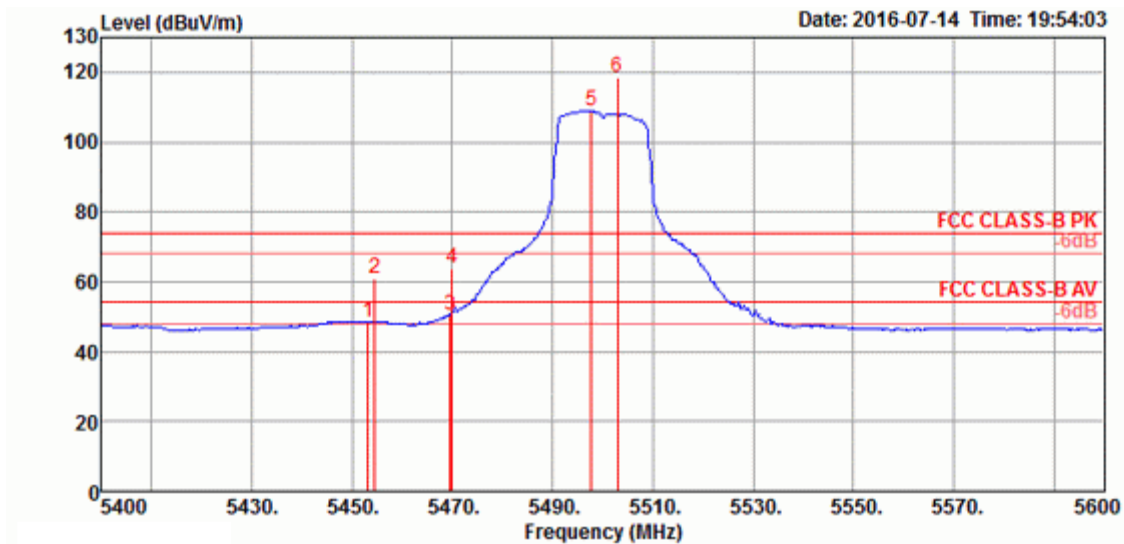


	Freq	Level	Limit	Over	Read	CableAntenna	Preamp	A/Pos	T/Pos	Remark	Pol/Phase
	MHz	dBuV/m	dBuV/m	dB	dBuV	dB	dB/m	dB	cm	deg	
1	5312.47	106.68			96.41	9.70	33.47	32.90	147	114 Average	HORIZONTAL
2	5314.87	117.46			107.19	9.70	33.47	32.90	147	114 Peak	HORIZONTAL
3	5350.00	51.40	54.00	-2.60	41.04	9.73	33.53	32.90	147	114 Average	HORIZONTAL
4	5352.37	61.26	74.00	-12.74	50.90	9.73	33.53	32.90	147	114 Peak	HORIZONTAL

Item 1, 2 are the fundamental frequency at 5320 MHz.

Temperature	22°C	Humidity	54%
Test Engineer	Gino Huang	Configurations	IEEE 802.11ac MCS0/Nss1 VHT20 CH 100, 116, 140 / Chain 1 + Chain 2 + Chain 3+ Chain 4

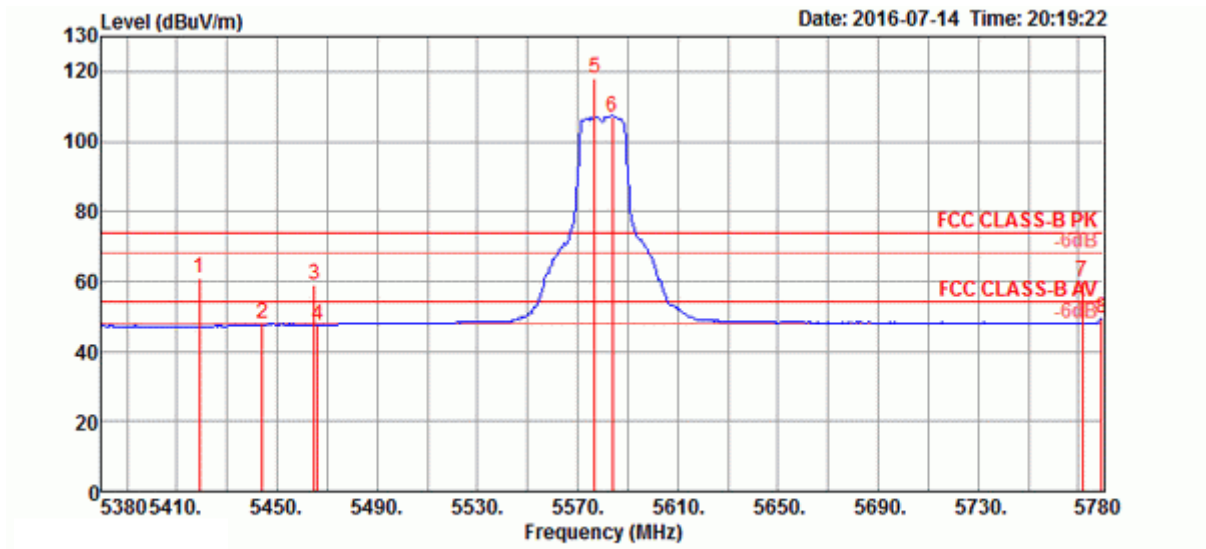
Channel 100



	Freq	Level	Limit	Over	Read	CableAntenna	Preamp	A/Pos	T/Pos	Remark	Pol/Phase
	MHz	dBuV/m	dBuV/m	dB	dBuV	dB	dB/m	dB	cm	deg	
1	5453.21	48.52	54.00	-5.48	37.90	9.78	33.72	32.88	148	217 Average	VERTICAL
2	5454.49	60.98	74.00	-13.02	50.36	9.78	33.72	32.88	148	217 Peak	VERTICAL
3	5469.55	50.52	54.00	-3.48	39.87	9.78	33.75	32.88	148	217 Average	VERTICAL
4	5470.00	63.74	74.00	-10.26	53.08	9.78	33.75	32.87	148	217 Peak	VERTICAL
5	5497.76	108.97			98.26	9.78	33.80	32.87	148	217 Average	VERTICAL
6	5502.89	118.57			107.86	9.78	33.80	32.87	148	217 Peak	VERTICAL

Item 5, 6 are the fundamental frequency at 5500 MHz.

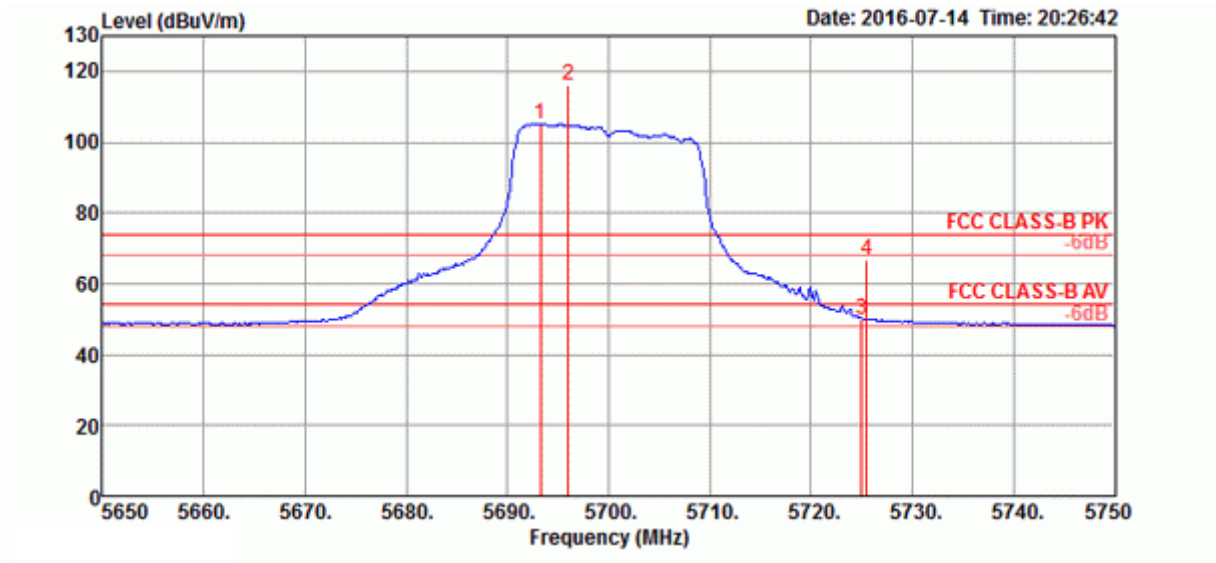
Channel 116



	Freq	Level	Limit	Over	Read	CableAntenna	Preamp	A/Pos	T/Pos	Remark	Pol/Phase	
	MHz	dBuV/m	dBuV/m	dB	dBuV	dB	dB/m	dB	cm	deg		
1	5419.10	61.06	74.00	-12.94	50.51	9.77	33.66	32.88	189	195	Peak	HORIZONTAL
2	5444.10	47.87	54.00	-6.13	37.29	9.77	33.69	32.88	189	195	Average	HORIZONTAL
3	5464.87	58.85	74.00	-15.15	48.20	9.78	33.75	32.88	189	195	Peak	HORIZONTAL
4	5466.15	47.57	54.00	-6.43	36.92	9.78	33.75	32.88	189	195	Average	HORIZONTAL
5	5576.80	117.88			106.94	9.79	34.03	32.88	189	195	Peak	HORIZONTAL
6	5583.85	107.16			96.22	9.79	34.03	32.88	189	195	Average	HORIZONTAL
7	5771.67	59.91	74.00	-14.09	48.30	9.96	34.55	32.90	189	195	Peak	HORIZONTAL
8	5779.36	49.37	54.00	-4.63	37.71	9.97	34.59	32.90	189	195	Average	HORIZONTAL

Item 5, 6 are the fundamental frequency at 5580 MHz.

Channel 140

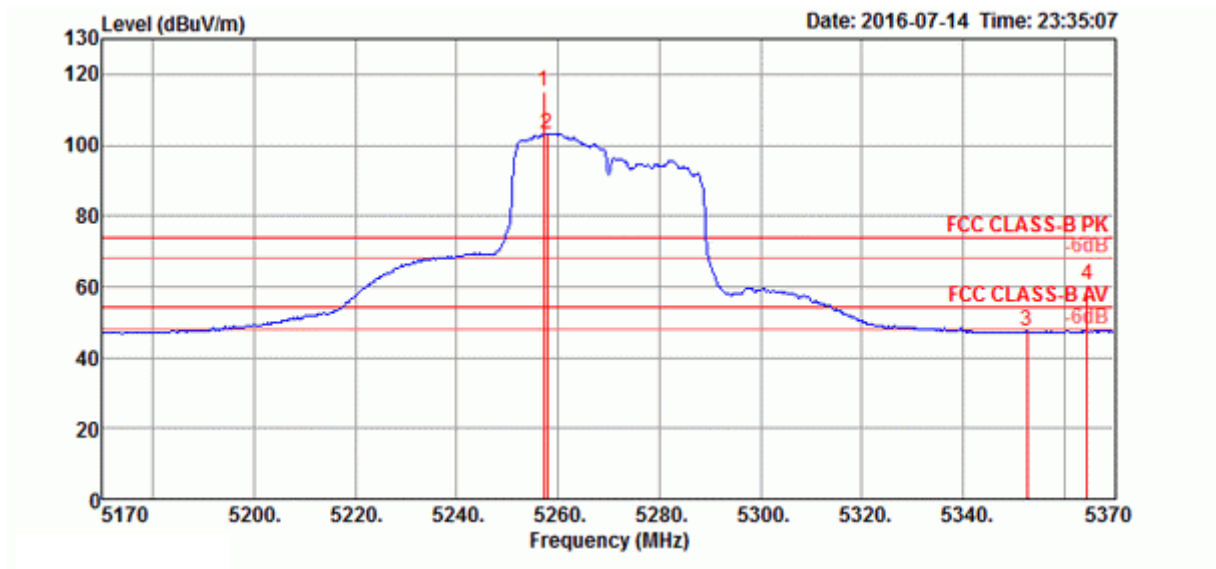


	Freq	Level	Limit	Over	Read	CableAntenna	Preamp	A/Pos	T/Pos	Remark	Pol/Phase	
	MHz	dBuV/m	dBuV/m	dB	dBuV	dB	dB/m	dB	cm	deg		
1	5693.27	105.00			93.64	9.89	34.36	32.89	152	179	Average	HORIZONTAL
2	5695.99	115.92			104.56	9.89	34.36	32.89	152	179	Peak	HORIZONTAL
3	5725.00	50.09	54.00	-3.91	38.61	9.92	34.45	32.89	152	179	Average	HORIZONTAL
4	5725.48	66.81	74.00	-7.19	55.33	9.92	34.45	32.89	152	179	Peak	HORIZONTAL

Item 1, 2 are the fundamental frequency at 5700 MHz.

Temperature	22°C	Humidity	54%
Test Engineer	Gino Huang	Configurations	IEEE 802.11ac MCS0/Nss1 VHT40 CH 54, 62 / Chain 1 + Chain 2 + Chain 3 + Chain 4

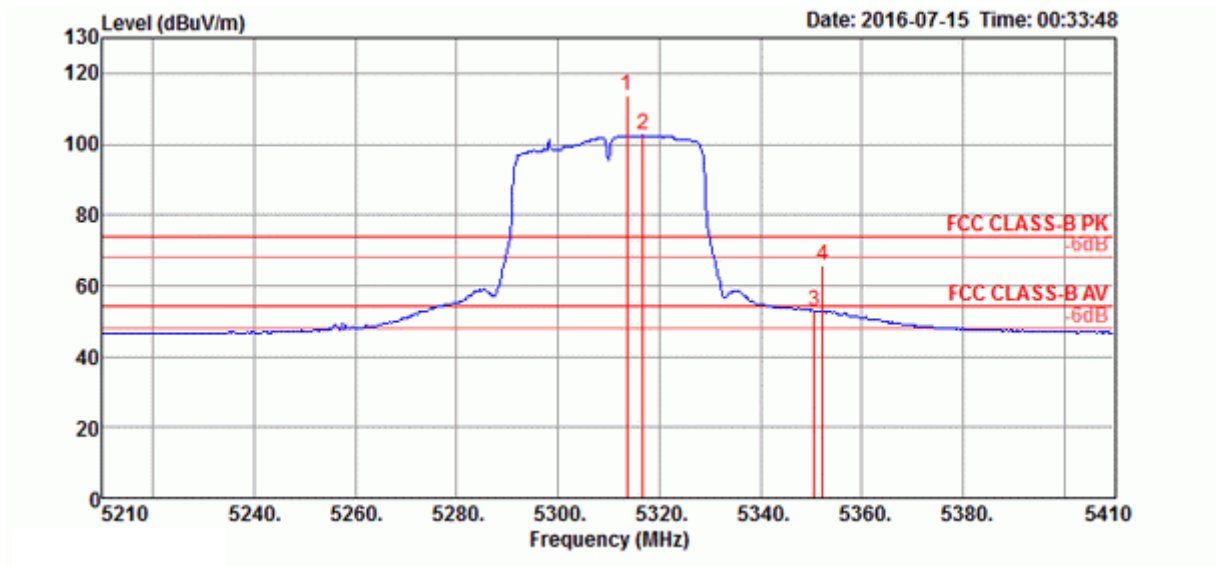
Channel 54



	Freq	Level	Limit	Over	Read	CableAntenna	Preamp	A/Pos	T/Pos	Remark	Pol/Phase
	MHz	dBuV/m	dBuV/m	dB	dBuV	dB	dB/m	dB	cm	deg	
1	5257.18	115.00			104.92	9.64	33.36	32.92	151	181 Peak	VERTICAL
2	5257.82	103.16			93.08	9.64	33.36	32.92	151	181 Average	VERTICAL
3	5352.69	47.29	54.00	-6.71	36.93	9.73	33.53	32.90	151	181 Average	VERTICAL
4	5364.55	60.45	74.00	-13.55	50.05	9.74	33.55	32.89	151	181 Peak	VERTICAL

Item 1, 2 are the fundamental frequency at 5270 MHz.

Channel 62

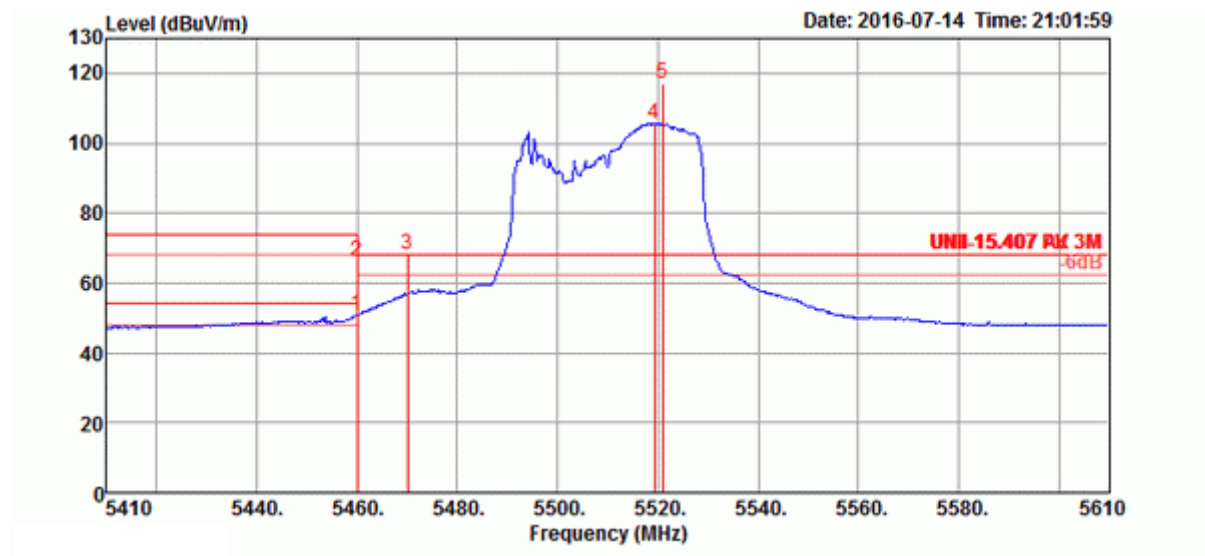


	Freq	Level	Limit	Over	Read	CableAntenna	Preamp	A/Pos	T/Pos	Remark	Pol/Phase
	MHz	dBuV/m	dBuV/m	dB	dBuV	dB	dB/m	dB	cm	deg	
1	5313.53	113.57			103.30	9.70	33.47	32.90	144	116 Peak	HORIZONTAL
2	5316.73	102.47			92.20	9.70	33.47	32.90	144	116 Average	HORIZONTAL
3	5350.71	52.94	54.00	-1.06	42.58	9.73	33.53	32.90	144	116 Average	HORIZONTAL
4	5352.31	65.86	74.00	-8.14	55.50	9.73	33.53	32.90	144	116 Peak	HORIZONTAL

Item 1, 2 are the fundamental frequency at 5310 MHz.

Temperature	22°C	Humidity	54%
Test Engineer	Gino Huang	Configurations	IEEE 802.11ac MCS0/Nss1 VHT40 CH 102, 110, 134 / Chain 1 + Chain 2 + Chain 3+ Chain 4

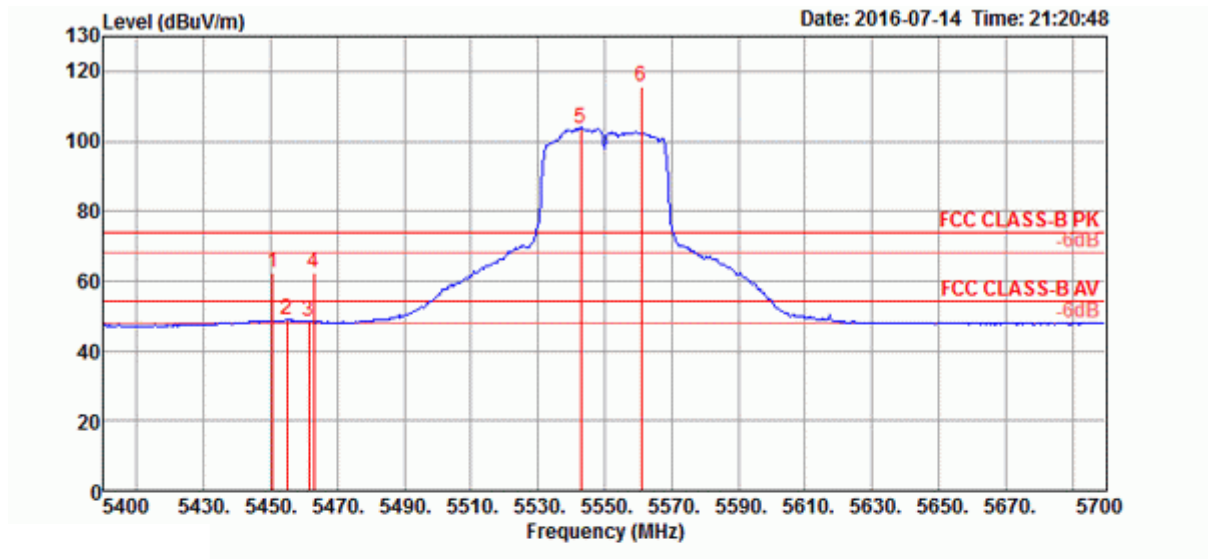
Channel 102



	Freq	Level	Limit	Over	Read	CableAntenna	Preamp	A/Pos	T/Pos	Remark	Pol/Phase
	MHz	dBuV/m	dBuV/m	dB	dBuV	dB	dB/m	dB	cm	deg	
1	5460.00	50.79	54.00	-3.21	40.17	9.78	33.72	32.88	292	208 Average	HORIZONTAL
2	5460.00	66.16	74.00	-7.84	55.54	9.78	33.72	32.88	292	208 Peak	HORIZONTAL
3	5470.00	67.90	68.20	-0.30	57.24	9.78	33.75	32.87	292	208 Peak	HORIZONTAL
4	5519.30	105.70			94.94	9.78	33.85	32.87	292	208 Average	HORIZONTAL
5	5520.90	116.96			106.20	9.78	33.85	32.87	292	208 Peak	HORIZONTAL

Item 4, 5 are the fundamental frequency at 5510 MHz.

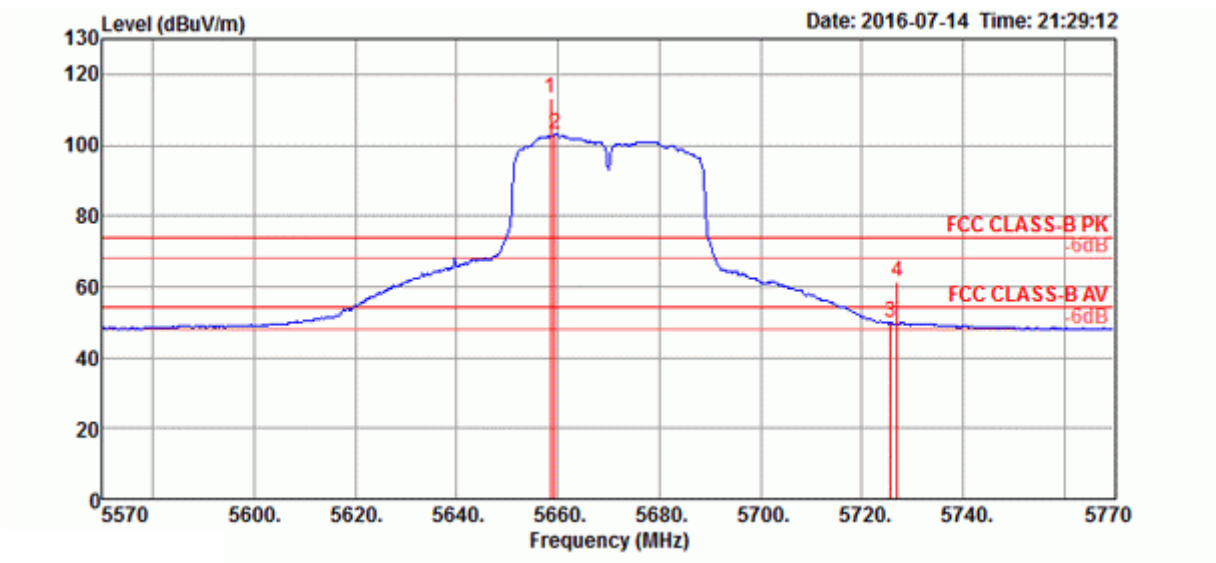
Channel 110



	Freq	Level	Limit	Over	Read	CableAntenna	Preamp	A/Pos	T/Pos	Remark	Pol/Phase	
	MHz	dBuV/m	dBuV/m	dB	dBuV	dB	dB/m	dB	cm	deg		
1	5450.48	62.18	74.00	-11.82	51.56	9.78	33.72	32.88	187	173	Peak	VERTICAL
2	5454.81	49.01	54.00	-4.99	38.39	9.78	33.72	32.88	187	173	Average	VERTICAL
3	5461.44	48.51	54.00	-5.49	37.89	9.78	33.72	32.88	187	173	Average	VERTICAL
4	5462.89	62.35	74.00	-11.65	51.73	9.78	33.72	32.88	187	173	Peak	VERTICAL
5	5542.79	103.82			93.03	9.78	33.89	32.88	187	173	Average	VERTICAL
6	5561.06	115.52			104.62	9.79	33.99	32.88	187	173	Peak	VERTICAL

Item 5, 6 are the fundamental frequency at 5550 MHz.

Channel 134



	Freq	Level	Limit	Over	Read	CableAntenna	Preamp	A/Pos	T/Pos	Remark	Pol/Phase	
	MHz	dBuV/m	dBuV/m	dB	dBuV	dB	dB/m	dB	cm	deg		
1	5658.46	113.30			102.06	9.86	34.27	32.89	196	195	Peak	HORIZONTAL
2	5659.42	103.03			91.79	9.86	34.27	32.89	196	195	Average	HORIZONTAL
3	5725.77	49.80	54.00	-4.20	38.32	9.92	34.45	32.89	196	195	Average	HORIZONTAL
4	5727.05	61.50	74.00	-12.50	50.02	9.92	34.45	32.89	196	195	Peak	HORIZONTAL

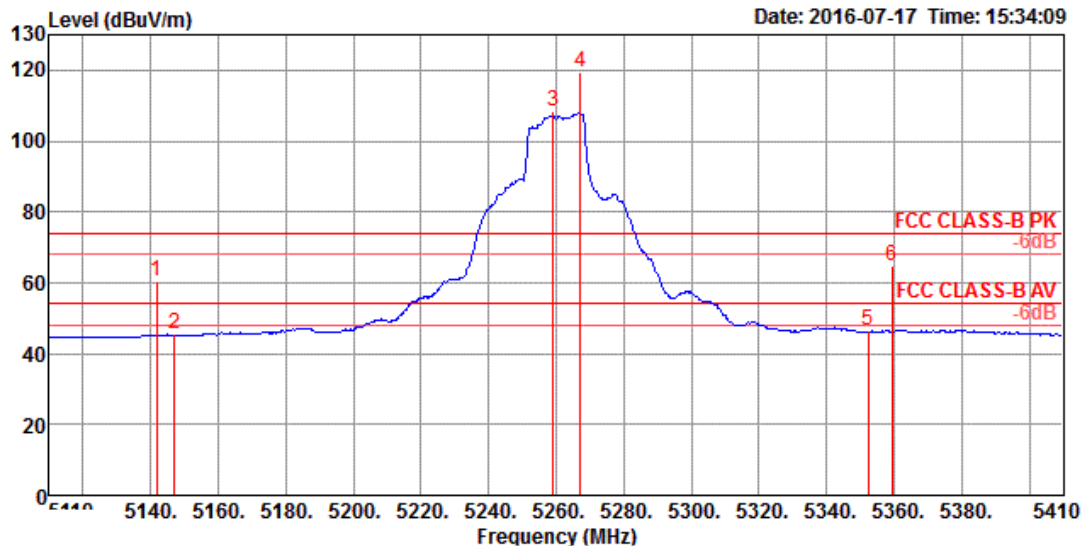
Item 1, 2 are the fundamental frequency at 5670 MHz.

For Directional antenna:

<For Non-Beamforming Mode>

Temperature	22°C	Humidity	54%
Test Engineer	Gino Huang	Configurations	IEEE 802.11a CH 52, 60, 64 / Chain 1 + Chain 2 + Chain 3+ Chain 4

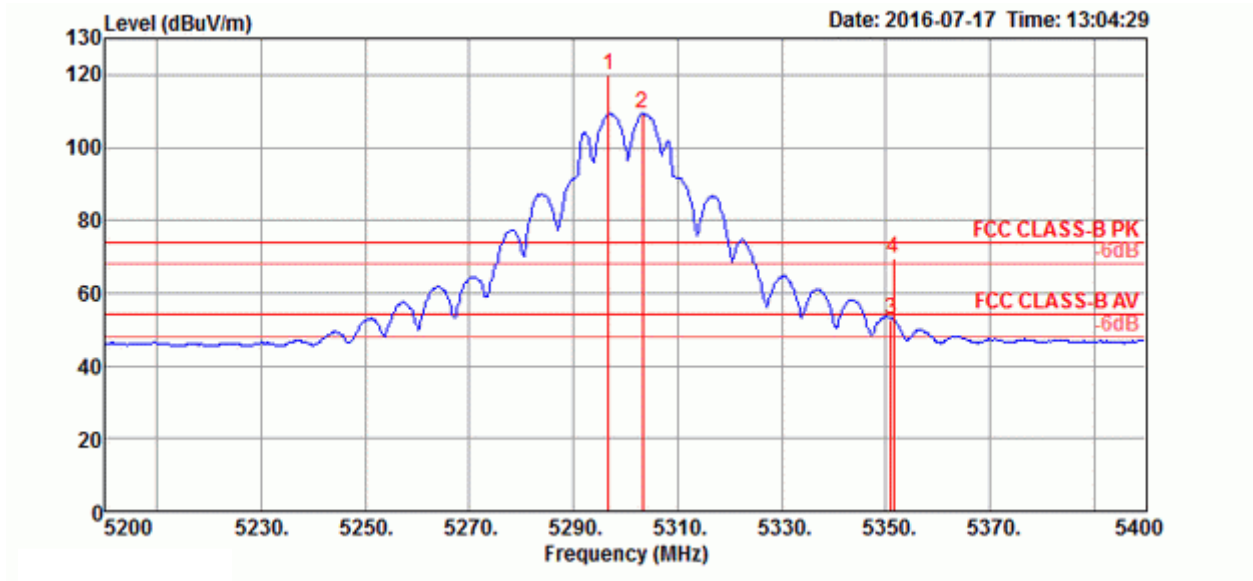
Channel 52



	Freq	Level	Limit	Over	Read	CableAntenna	Preamp	A/Pos	T/Pos	Remark	Pol/Phase
	MHz	dBuV/m	dBuV/m	dB	dBuV	dB	dB/m	dB	cm	deg	
1	5141.73	60.42	74.00	-13.58	54.41	9.48	33.15	36.62	218	171 Peak	VERTICAL
2	5147.02	45.76	54.00	-8.24	39.71	9.50	33.17	36.62	218	171 Average	VERTICAL
3 @	5259.04	108.19			101.80	9.64	33.36	36.61	218	171 Average	VERTICAL
4	5267.21	119.45			113.02	9.65	33.39	36.61	218	171 Peak	VERTICAL
5	5352.31	46.43	54.00	-7.57	73.30	9.73	0.00	36.60	218	171 Average	VERTICAL
6	5359.52	64.81	74.00	-9.19	58.12	9.74	33.55	36.60	218	171 Peak	VERTICAL

Item 3, 4 are the fundamental frequency at 5260 MHz.

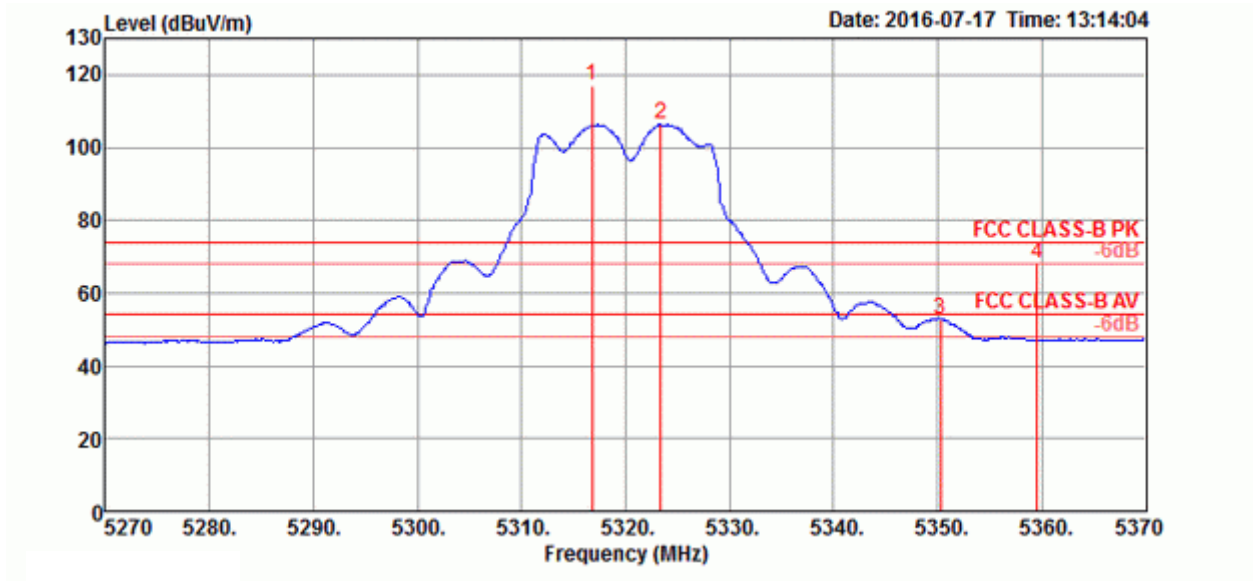
Channel 60



	Freq	Level	Limit	Over	Read	CableAntenna	Preamp	A/Pos	T/Pos	Remark	Pol/Phase	
	MHz	dBuV/m	dBuV/m	dB	dBuV	dB	dB/m	dB	cm	deg		
1	5296.80	119.96			113.44	9.68	33.45	36.61	224	182	Peak	HORIZONTAL
2	5303.21	109.50			102.98	9.68	33.45	36.61	224	182	Average	HORIZONTAL
3	5350.96	52.94	54.00	-1.06	46.28	9.73	33.53	36.60	224	182	Average	HORIZONTAL
4	5351.60	69.48	74.00	-4.52	62.82	9.73	33.53	36.60	224	182	Peak	HORIZONTAL

Item 1, 2 are the fundamental frequency at 5300 MHz.

Channel 64

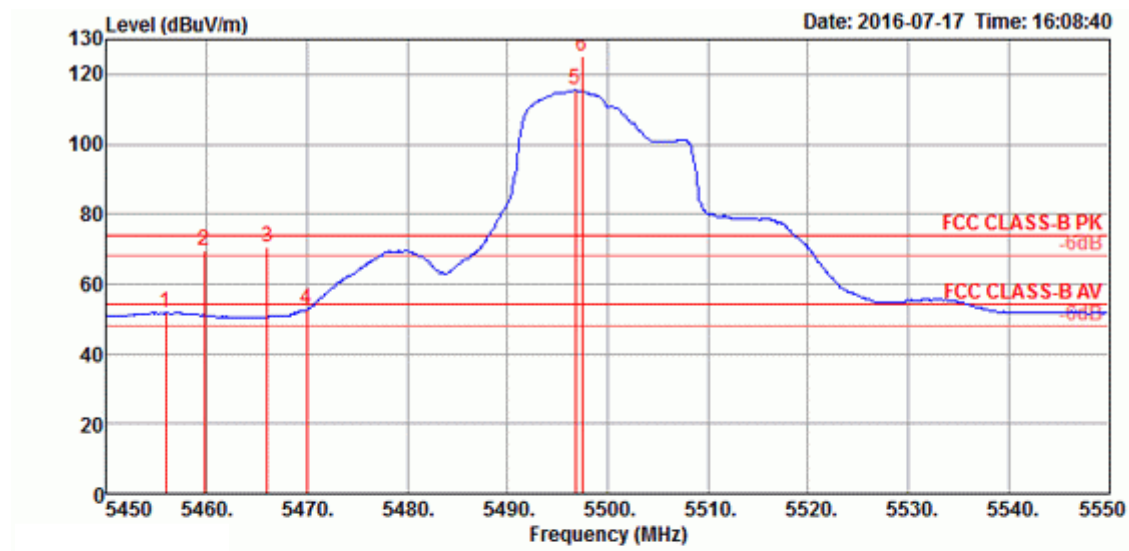


	Freq	Level	Limit	Over	Read	CableAntenna	Preamp	A/Pos	T/Pos	Remark	Pol/Phase	
	MHz	dBuV/m	dBuV/m	dB	dBuV	dB	dB/m	dB	cm	deg		
1	5316.80	116.98			110.42	9.70	33.47	36.61	202	185	Peak	HORIZONTAL
2	5323.37	106.40			99.80	9.71	33.50	36.61	202	185	Average	HORIZONTAL
3	5350.29	52.76	54.00	-1.24	46.10	9.73	33.53	36.60	202	185	Average	HORIZONTAL
4	5359.58	67.91	74.00	-6.09	61.22	9.74	33.55	36.60	202	185	Peak	HORIZONTAL

Item 1, 2 are the fundamental frequency at 5320 MHz.

Temperature	22°C	Humidity	54%
Test Engineer	Gino Huang	Configurations	IEEE 802.11a CH 100, 116, 140 / Chain 1 + Chain 2 + Chain 3+ Chain 4

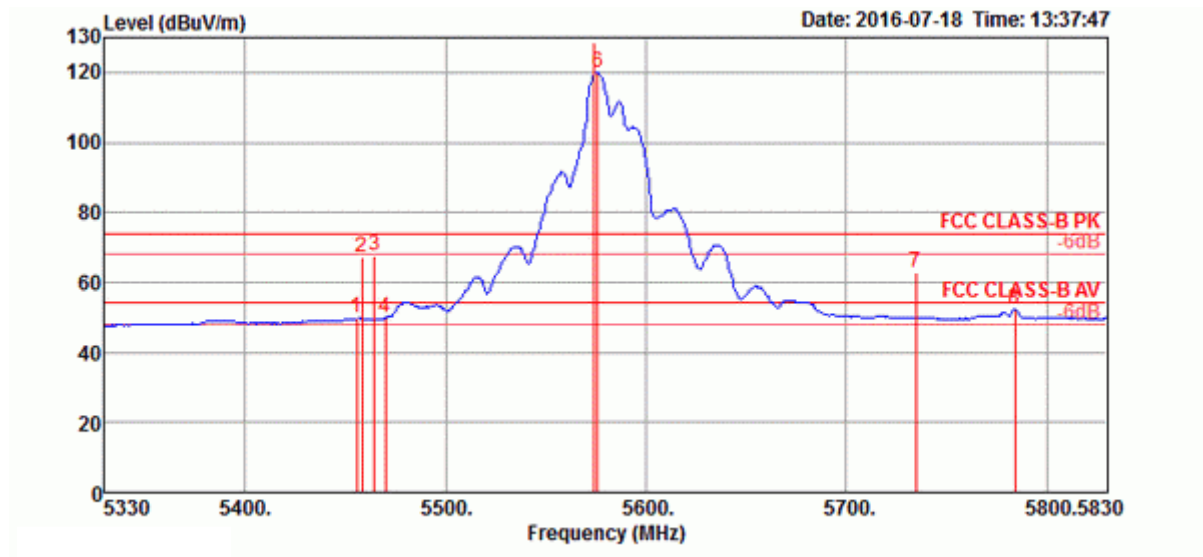
Channel 100



	Freq	Level	Limit	Over	Read	CableAntenna	Preamp	A/Pos	T/Pos	Remark	Pol/Phase
	MHz	dBuV/m	dBuV/m	dB	dBuV	dB	dB/m	dB	cm	deg	
1	5455.93	51.87	54.00	-2.13	44.96	9.78	33.72	36.59	215	177 Average	HORIZONTAL
2	5459.78	69.34	74.00	-4.66	62.43	9.78	33.72	36.59	215	177 Peak	HORIZONTAL
3	5466.03	70.70	74.00	-3.30	63.76	9.78	33.75	36.59	215	177 Peak	HORIZONTAL
4	5470.00	52.93	54.00	-1.07	45.99	9.78	33.75	36.59	215	177 Average	HORIZONTAL
5	5496.80	115.44	54.00			9.78	33.80	36.59	215	177 Average	HORIZONTAL
6	5497.44	125.17	74.00			9.78	33.80	36.59	215	177 Peak	HORIZONTAL

Item 5, 6 are the fundamental frequency at 5500 MHz.

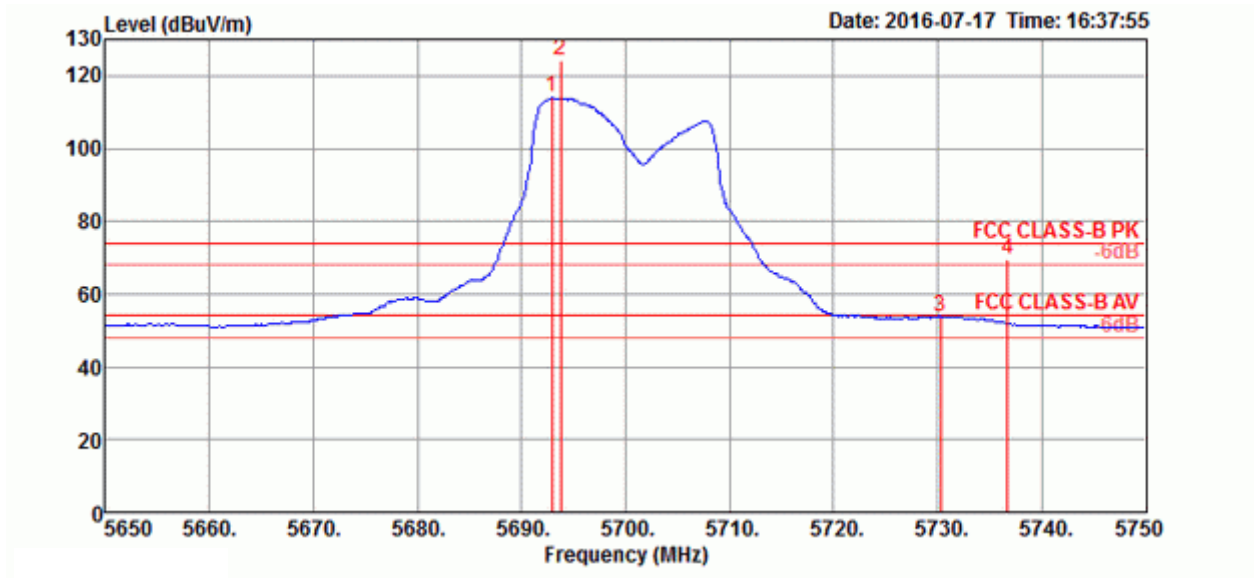
Channel 116



	Freq	Level	Limit	Over	Read	CableAntenna	Preamp	A/Pos	T/Pos	Remark	Pol/Phase	
	MHz	dBuV/m	dBuV/m	dB	dBuV	dB	dB/m	dB	cm	deg		
1	5455.80	49.75	54.00	-4.25	42.84	9.78	33.72	36.59	192	172	Average	HORIZONTAL
2	5458.21	67.06	74.00	-6.94	60.15	9.78	33.72	36.59	192	172	Peak	HORIZONTAL
3	5464.62	67.78	74.00	-6.22	60.84	9.78	33.75	36.59	192	172	Peak	HORIZONTAL
4	5470.00	49.74	54.00	-4.26	42.80	9.78	33.75	36.59	192	172	Average	HORIZONTAL
5	5574.39	128.43			121.22	9.79	33.99	36.57	192	172	Peak	HORIZONTAL
6	5575.99	120.02			112.77	9.79	34.03	36.57	192	172	Average	HORIZONTAL
7	5734.65	62.99	74.00	-11.01	55.13	9.92	34.45	36.51	192	172	Peak	HORIZONTAL
8	5784.33	52.19	54.00	-1.81	44.13	9.97	34.59	36.50	192	172	Average	HORIZONTAL

Item 5, 6 are the fundamental frequency at 5580 MHz.

Channel 140

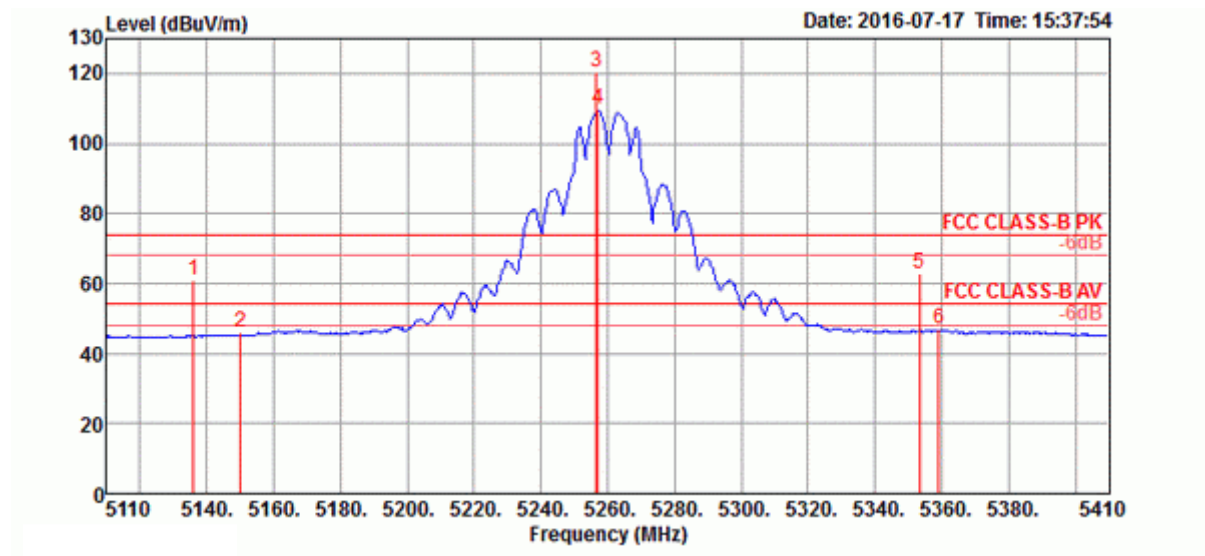


	Freq	Level	Limit	Over	Read	CableAntenna	Preamp	A/Pos	T/Pos	Remark	Pol/Phase	
	MHz	dBuV/m	dBuV/m	dB	dBuV	dB	dB/m	dB	cm	deg		
1	5692.95	114.02			106.29	9.89	34.36	36.52	191	174	Average	HORIZONTAL
2	5693.75	124.19			116.46	9.89	34.36	36.52	191	174	Peak	HORIZONTAL
3	5730.29	53.81	54.00	-0.19	45.95	9.92	34.45	36.51	191	174	Average	HORIZONTAL
4	5736.70	69.43	74.00	-4.57	61.57	9.92	34.45	36.51	191	174	Peak	HORIZONTAL

Item 1, 2 are the fundamental frequency at 5700 MHz.

Temperature	22°C	Humidity	54%
Test Engineer	Gino Huang	Configurations	IEEE 802.11ac MCS0/Nss1 VHT20 CH 52, 60, 64 / Chain 1 + Chain 2 + Chain 3+ Chain 4

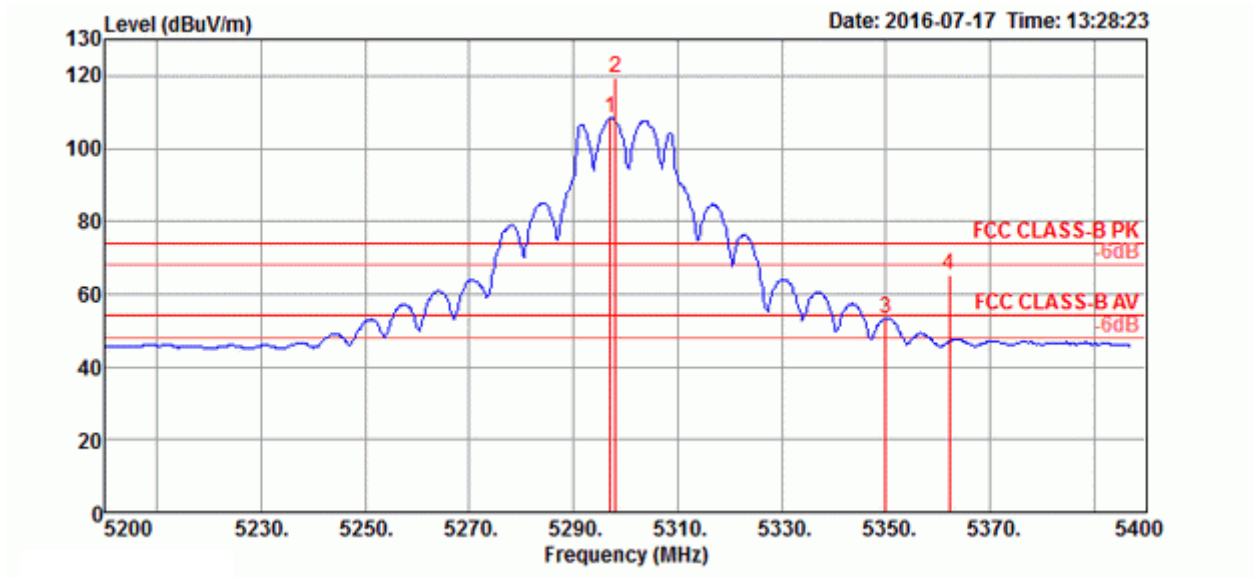
Channel 52



	Freq	Level	Limit	Over	Read	CableAntenna	Preamp	A/Pos	T/Pos	Remark	Pol/Phase	
	MHz	dBuV/m	dBuV/m	dB	dBuV	dB	dB/m	dB	cm	deg		
1	5135.96	60.74	74.00	-13.26	54.74	9.48	33.15	36.63	227	183	Peak	HORIZONTAL
2	5150.00	45.94	54.00	-8.06	39.89	9.50	33.17	36.62	227	183	Average	HORIZONTAL
3	5256.64	120.42			114.03	9.64	33.36	36.61	227	183	Peak	HORIZONTAL
4	5257.12	109.95			103.56	9.64	33.36	36.61	227	183	Average	HORIZONTAL
5	5353.27	62.94	74.00	-11.06	56.28	9.73	33.53	36.60	227	183	Peak	HORIZONTAL
6	5359.04	46.90	54.00	-7.10	40.21	9.74	33.55	36.60	227	183	Average	HORIZONTAL

Item 3, 4 are the fundamental frequency at 5260 MHz.

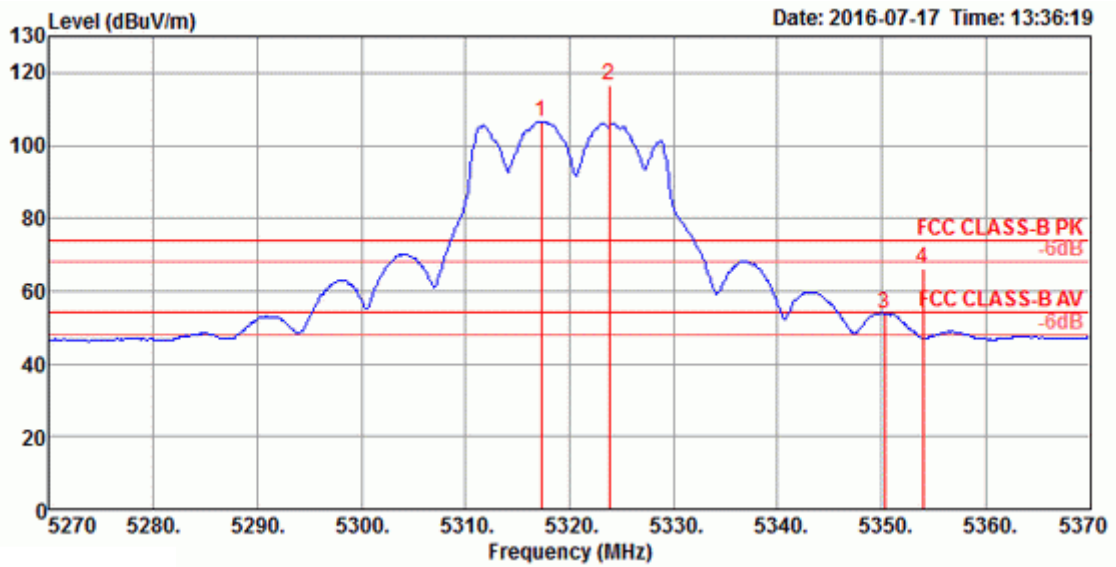
Channel 60



	Freq	Level	Limit	Over	Read	CableAntenna	Preamp	A/Pos	T/Pos	Remark	Pol/Phase	
	MHz	dBuV/m	dBuV/m	dB	dBuV	dB	dB/m	dB	cm	deg		
1	5297.12	108.27			101.75	9.68	33.45	36.61	210	182	Average	HORIZONTAL
2	5298.08	119.30			112.78	9.68	33.45	36.61	210	182	Peak	HORIZONTAL
3	5350.00	53.34	54.00	-0.66	46.68	9.73	33.53	36.60	210	182	Average	HORIZONTAL
4	5362.18	65.00	74.00	-9.00	58.31	9.74	33.55	36.60	210	182	Peak	HORIZONTAL

Item 1, 2 are the fundamental frequency at 5300 MHz.

Channel 64

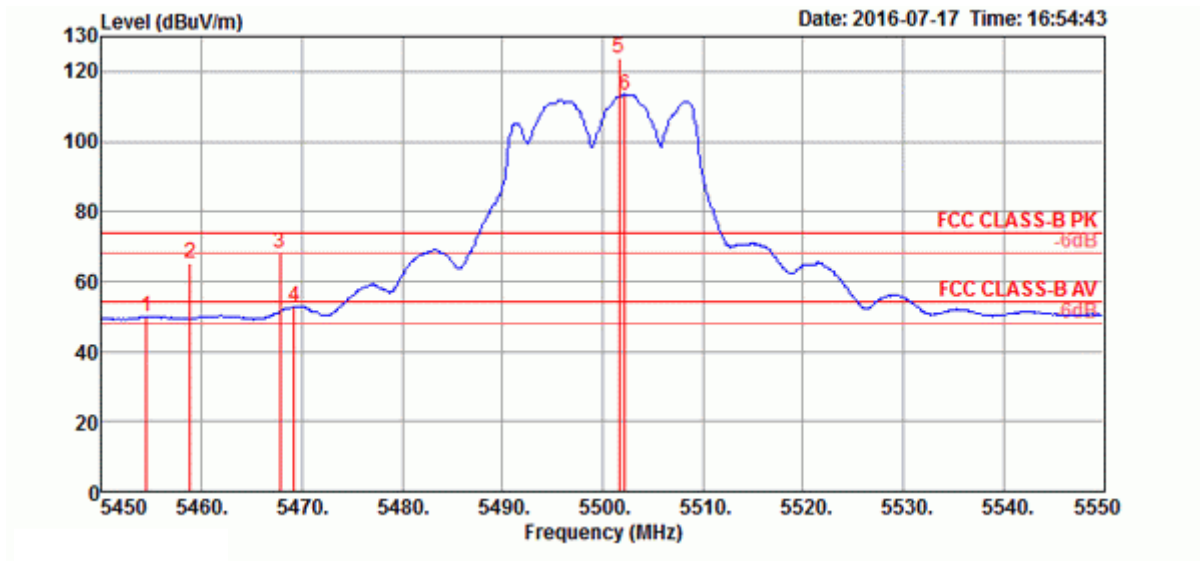


	Freq	Level	Limit	Over	Read	CableAntenna	Preamp	A/Pos	T/Pos	Remark	Pol/Phase	
	MHz	dBuV/m	dBuV/m	dB	dBuV	dB	dB/m	dB	cm	deg		
1	5317.28	106.62			100.06	9.70	33.47	36.61	216	183	Average	HORIZONTAL
2	5323.85	116.69			110.09	9.71	33.50	36.61	216	183	Peak	HORIZONTAL
3	5350.29	53.86	54.00	-0.14	47.20	9.73	33.53	36.60	216	183	Average	HORIZONTAL
4	5353.97	66.03	74.00	-7.97	59.37	9.73	33.53	36.60	216	183	Peak	HORIZONTAL

Item 1, 2 are the fundamental frequency at 5320 MHz.

Temperature	22°C	Humidity	54%
Test Engineer	Gino Huang	Configurations	IEEE 802.11ac MCS0/Nss1 VHT20 CH 100, 116, 140 / Chain 1 + Chain 2 + Chain 3+ Chain 4

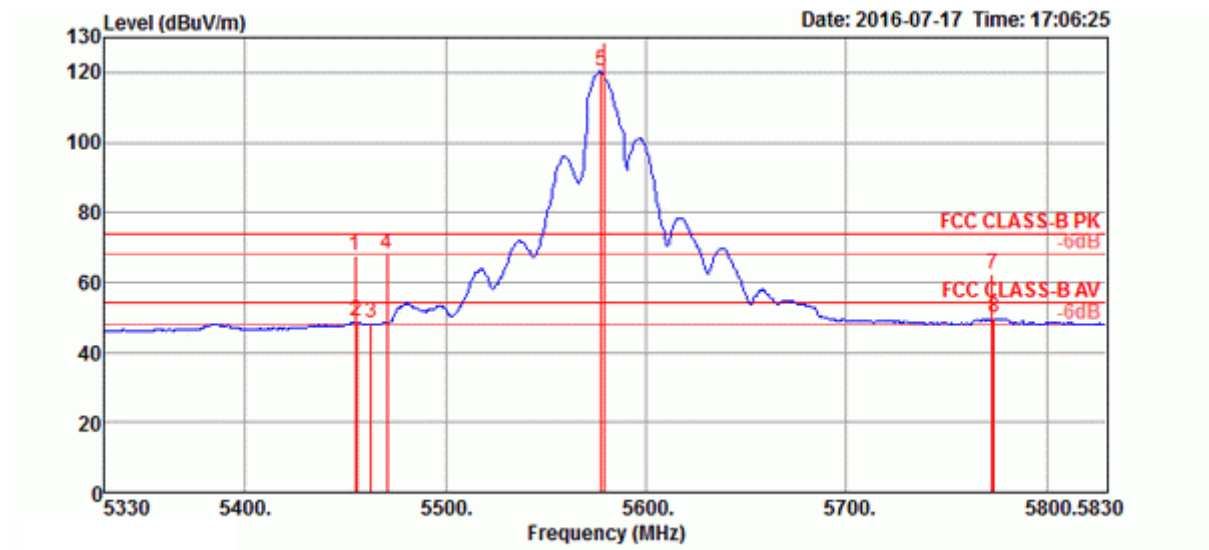
Channel 100



	Freq	Level	Limit	Over	Read	CableAntenna	Preamp	A/Pos	T/Pos	Remark	Pol/Phase	
	MHz	dBuV/m	dBuV/m	dB	dBuV	dB	dB/m	dB	cm	deg		
1	5454.49	50.04	54.00	-3.96	43.13	9.78	33.72	36.59	189	170	Average	VERTICAL
2	5458.81	65.11	74.00	-8.89	58.20	9.78	33.72	36.59	189	170	Peak	VERTICAL
3	5467.79	68.36	74.00	-5.64	61.42	9.78	33.75	36.59	189	170	Peak	VERTICAL
4	5469.23	52.70	54.00	-1.30	45.76	9.78	33.75	36.59	189	170	Average	VERTICAL
5	5501.60	123.78			116.79	9.78	33.80	36.59	189	170	Peak	VERTICAL
6	5502.24	113.43			106.44	9.78	33.80	36.59	189	170	Average	VERTICAL

Item 5, 6 are the fundamental frequency at 5500 MHz.

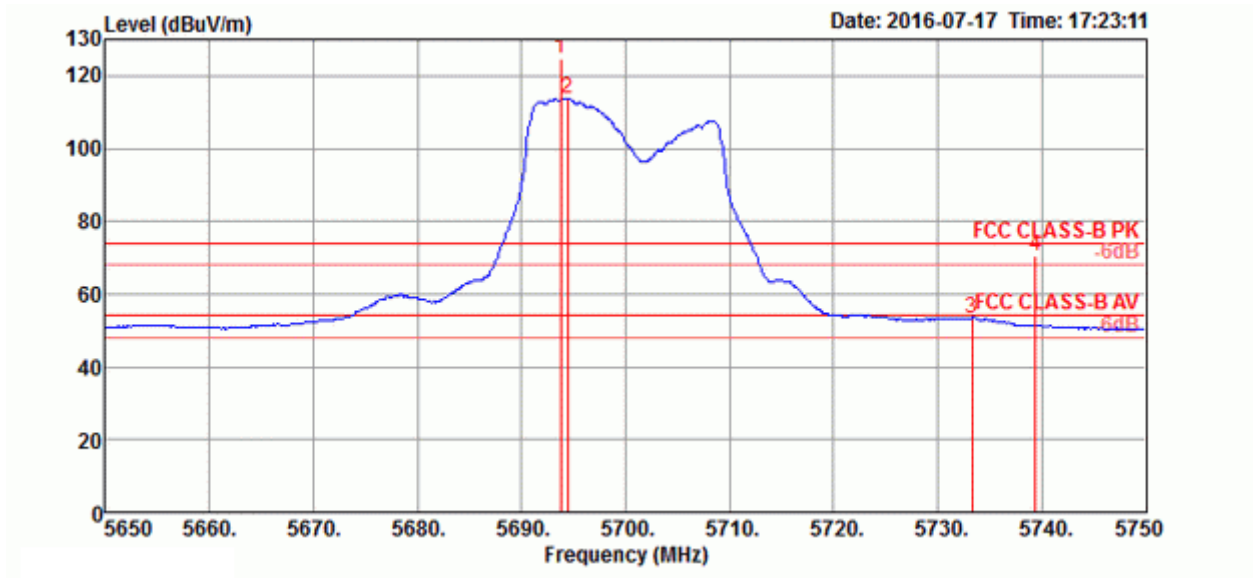
Channel 116



	Freq	Level	Limit	Over	Read	CableAntenna	Preamp	A/Pos	T/Pos	Remark	Pol/Phase
	MHz	dBuV/m	dBuV/m	dB	dBuV	dB	dB/m	dB	cm	deg	
1	5455.00	67.82	74.00	-6.18	60.91	9.78	33.72	36.59	214	175 Peak	HORIZONTAL
2	5455.80	48.89	54.00	-5.11	41.98	9.78	33.72	36.59	214	175 Average	HORIZONTAL
3	5463.01	48.29	54.00	-5.71	41.38	9.78	33.72	36.59	214	175 Average	HORIZONTAL
4	5471.03	68.29	74.00	-5.71	61.35	9.78	33.75	36.59	214	175 Peak	HORIZONTAL
5	5577.60	120.37	54.00			9.79	34.03	36.57	214	175 Average	HORIZONTAL
6	5579.20	128.75	74.00			9.79	34.03	36.56	214	175 Peak	HORIZONTAL
7	5773.11	62.35	74.00	-11.65	54.29	9.97	34.59	36.50	214	175 Peak	HORIZONTAL
8	5773.91	49.75	54.00	-4.25	41.69	9.97	34.59	36.50	214	175 Average	HORIZONTAL

Item 5, 6 are the fundamental frequency at 5580 MHz.

Channel 140

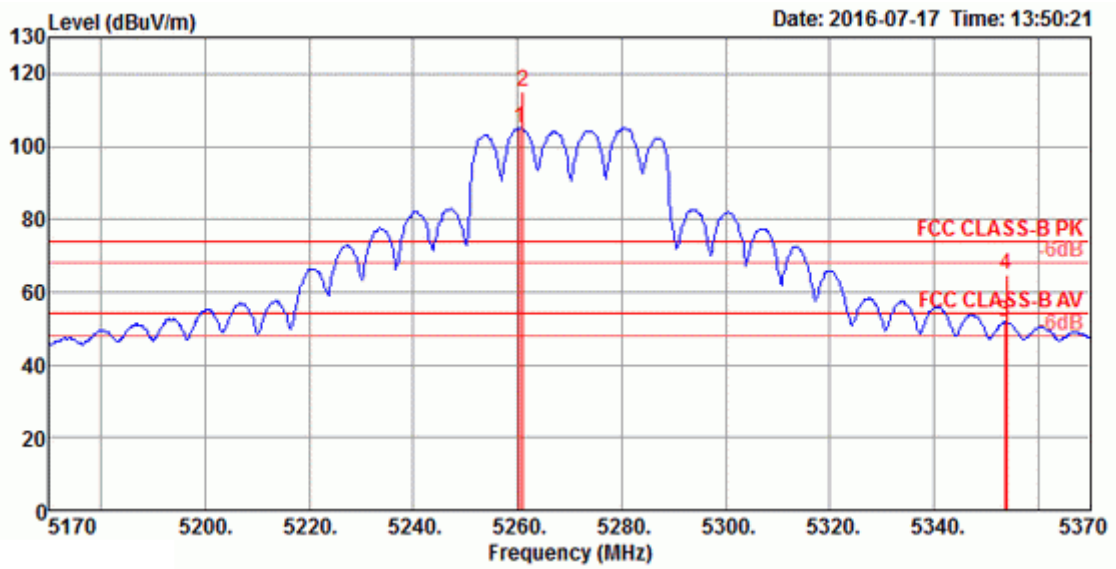


	Freq	Level	Limit	Over	Read	CableAntenna	Preamp	A/Pos	T/Pos	Remark	Pol/Phase	
	MHz	dBuV/m	dBuV/m	dB	dBuV	dB	dB/m	dB	cm	deg		
1	5693.75	124.72			116.99	9.89	34.36	36.52	193	176	Peak	HORIZONTAL
2	5694.39	113.53			105.80	9.89	34.36	36.52	193	176	Average	HORIZONTAL
3	5733.33	53.41	54.00	-0.59	45.55	9.92	34.45	36.51	193	176	Average	HORIZONTAL
4	5739.42	70.42	74.00	-3.58	62.49	9.94	34.50	36.51	193	176	Peak	HORIZONTAL

Item 1, 2 are the fundamental frequency at 5700 MHz.

Temperature	22°C	Humidity	54%
Test Engineer	Gino Huang	Configurations	IEEE 802.11ac MCS0/Nss1 VHT40 CH 54, 62 / Chain 1 + Chain 2 + Chain 3 + Chain 4

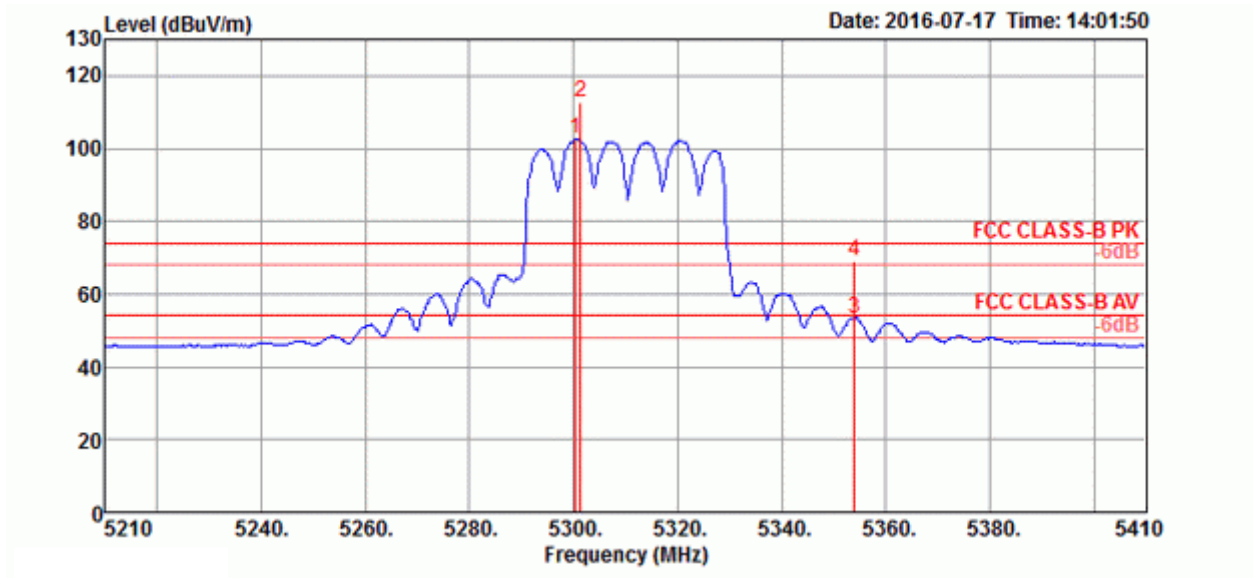
Channel 54



	Freq	Level	Limit	Over	Read	CableAntenna	Preamp	A/Pos	T/Pos	Remark	Pol/Phase	
	MHz	dBuV/m	dBuV/m	dB	dBuV	dB	dB/m	dB	cm	deg		
1	5260.39	105.23			98.84	9.64	33.36	36.61	216	180	Average	HORIZONTAL
2	5261.03	115.35			108.96	9.64	33.36	36.61	216	180	Peak	HORIZONTAL
3	5353.65	51.81	54.00	-2.19	45.15	9.73	33.53	36.60	216	180	Average	HORIZONTAL
4	5353.97	64.69	74.00	-9.31	58.03	9.73	33.53	36.60	216	180	Peak	HORIZONTAL

Item 1, 2 are the fundamental frequency at 5270 MHz.

Channel 62

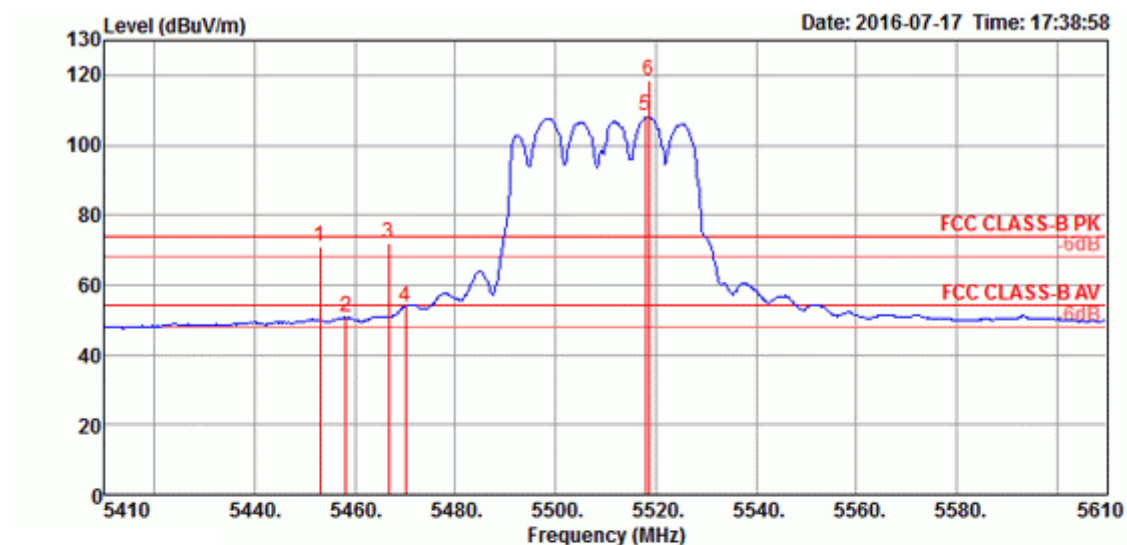


	Freq	Level	Limit	Over	Read	CableAntenna	Preamp	A/Pos	T/Pos	Remark	Pol/Phase	
	MHz	dBuV/m	dBuV/m	dB	dBuV	dB	dB/m	dB	cm	deg		
1	5300.39	102.72			96.20	9.68	33.45	36.61	213	181	Average	HORIZONTAL
2	5301.35	112.68			106.16	9.68	33.45	36.61	213	181	Peak	HORIZONTAL
3	5353.91	53.40	54.00	-0.60	46.74	9.73	33.53	36.60	213	181	Average	HORIZONTAL
4	5353.91	69.18	74.00	-4.82	62.52	9.73	33.53	36.60	213	181	Peak	HORIZONTAL

Item 1, 2 are the fundamental frequency at 5310 MHz.

Temperature	22°C	Humidity	54%
Test Engineer	Gino Huang	Configurations	IEEE 802.11ac MCS0/Nss1 VHT40 CH 102, 110, 134 / Chain 1 + Chain 2 + Chain 3+ Chain 4

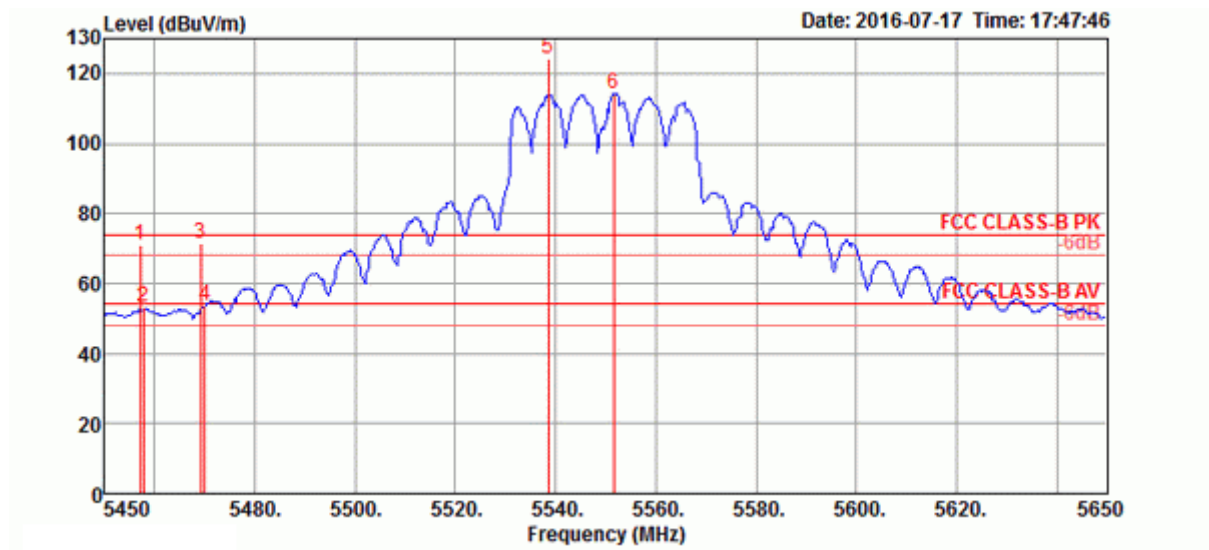
Channel 102



	Freq	Level	Limit	Over	Read	CableAntenna	Preamp	A/Pos	T/Pos	Remark	Pol/Phase	
	MHz	dBuV/m	dBuV/m	dB	dBuV	dB	dB/m	dB	cm	deg		
1	5452.95	70.77	74.00	-3.23	63.86	9.78	33.72	36.59	174	174	Peak	VERTICAL
2	5458.08	50.67	54.00	-3.33	43.76	9.78	33.72	36.59	174	174	Average	VERTICAL
3	5466.73	72.00	74.00	-2.00	65.06	9.78	33.75	36.59	174	174	Peak	VERTICAL
4	5470.00	53.72	54.00	-0.28	46.78	9.78	33.75	36.59	174	174	Average	VERTICAL
5	5518.01	108.19			101.14	9.78	33.85	36.58	174	174	Average	VERTICAL
6	5518.65	118.54			111.49	9.78	33.85	36.58	174	174	Peak	VERTICAL

Item 5, 6 are the fundamental frequency at 5510 MHz.

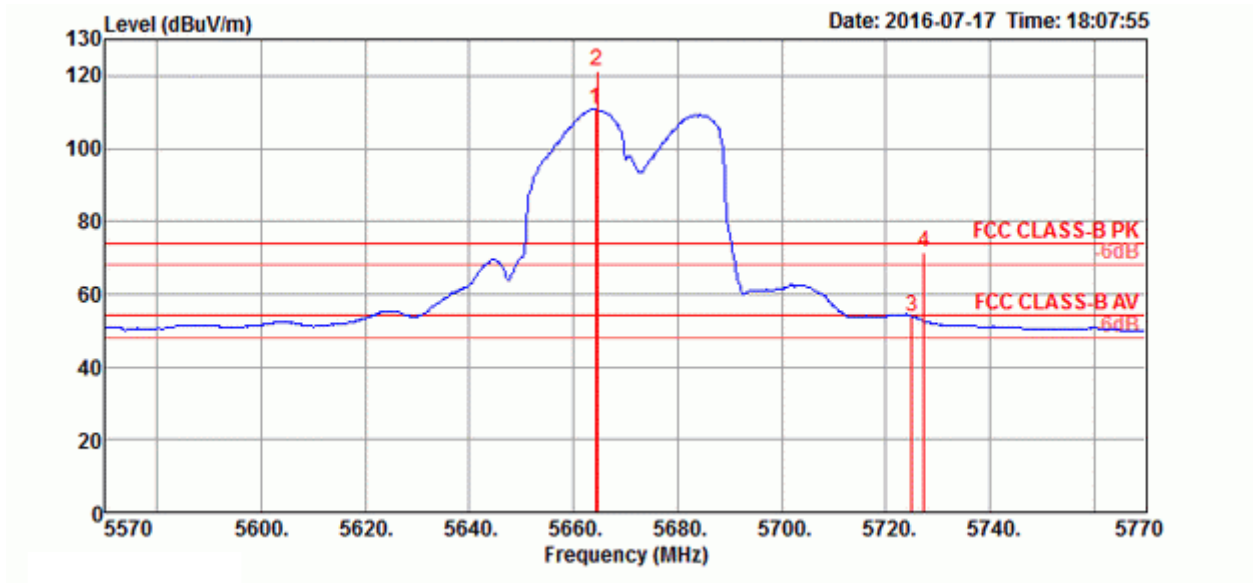
Channel 110



	Freq	Level	Limit	Over	Read	CableAntenna	Preamp	A/Pos	T/Pos	Remark	Pol/Phase	
	MHz	dBuV/m	dBuV/m	dB	dBuV	dB	dB/m	dB	cm	deg		
1	5457.05	71.18	74.00	-2.82	64.27	9.78	33.72	36.59	173	175	Peak	VERTICAL
2	5457.69	53.01	54.00	-0.99	46.10	9.78	33.72	36.59	173	175	Average	VERTICAL
3	5469.23	71.54	74.00	-2.46	64.60	9.78	33.75	36.59	173	175	Peak	VERTICAL
4	5470.00	53.90	54.00	-0.10	46.96	9.78	33.75	36.59	173	175	Average	VERTICAL
5	5538.46	124.29			117.20	9.78	33.89	36.58	173	175	Peak	VERTICAL
6	5551.60	114.38			107.22	9.79	33.94	36.57	173	175	Average	VERTICAL

Item 5, 6 are the fundamental frequency at 5550 MHz.

Channel 134



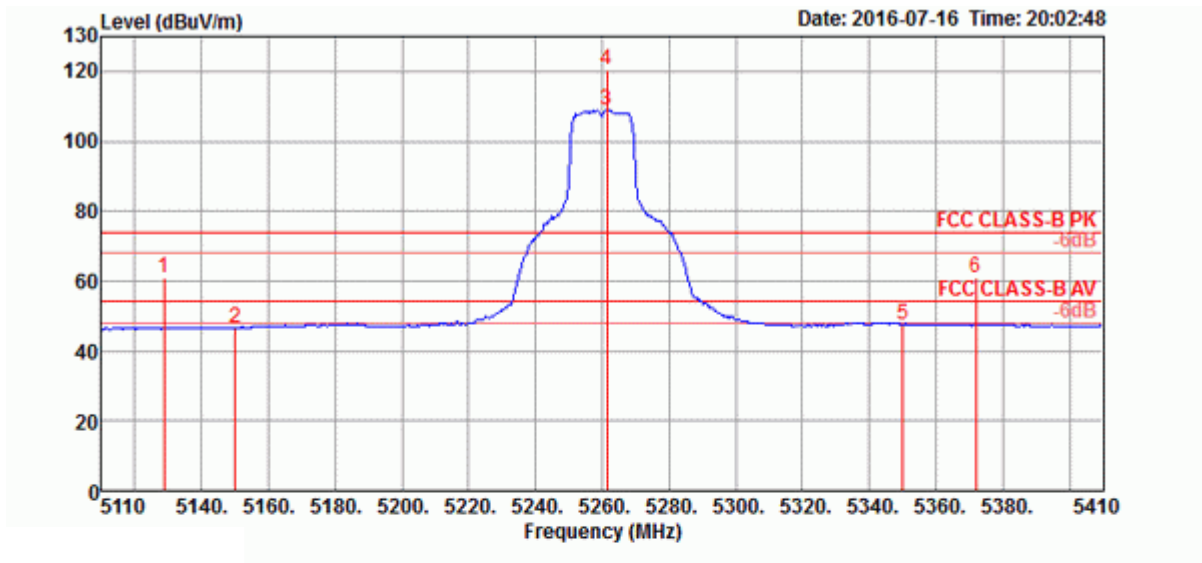
	Freq	Level	Limit	Over	Read	CableAntenna	Preamp	A/Pos	T/Pos	Remark	Pol/Phase	
	MHz	dBuV/m	dBuV/m	dB	dBuV	dB	dB/m	dB	cm	deg		
1	5664.23	110.90			103.31	9.86	34.27	36.54	197	175	Average	HORIZONTAL
2	5664.55	121.55			113.96	9.86	34.27	36.54	197	175	Peak	HORIZONTAL
3	5725.00	53.86	54.00	-0.14	46.01	9.92	34.45	36.52	197	175	Average	HORIZONTAL
4	5727.37	71.68	74.00	-2.32	63.82	9.92	34.45	36.51	197	175	Peak	HORIZONTAL

Item 1, 2 are the fundamental frequency at 5670 MHz.

<For Beamforming Mode>

Temperature	22°C	Humidity	54%
Test Engineer	Gino Huang	Configurations	IEEE 802.11ac MCS0/Nss1 VHT20 CH 52, 60, 64 / Chain 1 + Chain 2 + Chain 3+ Chain 4

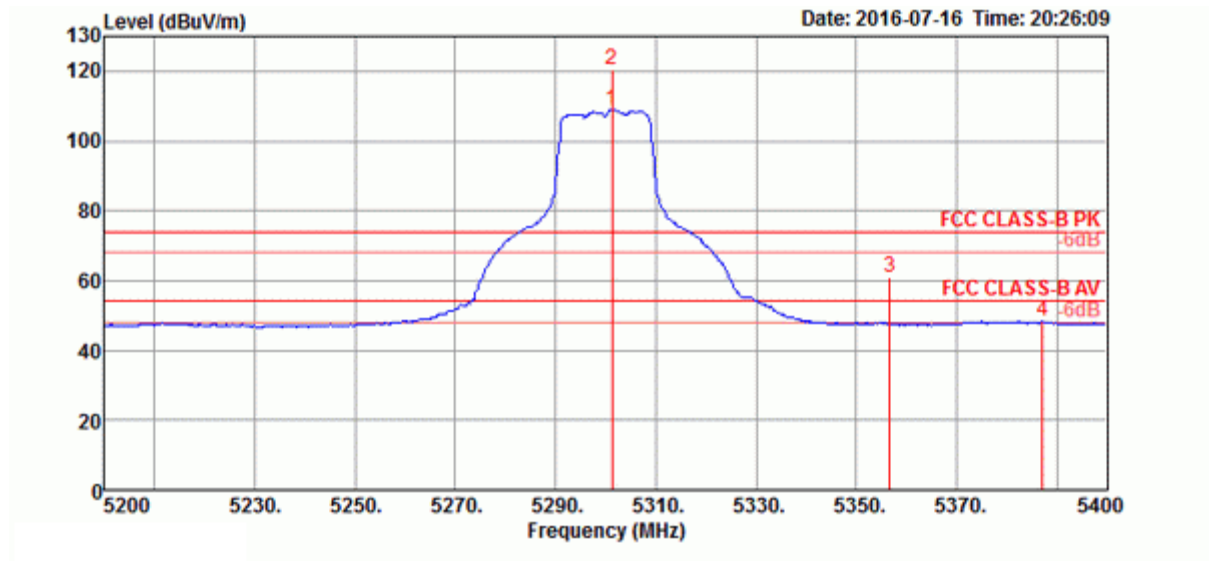
Channel 52



	Freq	Level	Limit	Over	Read	CableAntenna	Preamp	A/Pos	T/Pos	Remark	Pol/Phase
	MHz	dBuV/m	dBuV/m	dB	dBuV	dB	dB/m	dB	cm	deg	
1	5128.75	60.93	74.00	-13.07	54.93	9.48	33.15	36.63	210	177 Peak	VERTICAL
2	5150.00	46.50	54.00	-7.50	40.45	9.50	33.17	36.62	210	177 Average	VERTICAL
3	5261.44	108.88			102.49	9.64	33.36	36.61	210	177 Average	VERTICAL
4	5261.44	120.60			114.21	9.64	33.36	36.61	210	177 Peak	VERTICAL
5	5350.00	47.45	54.00	-6.55	40.79	9.73	33.53	36.60	210	177 Average	VERTICAL
6	5372.02	60.94	74.00	-13.06	54.20	9.76	33.58	36.60	210	177 Peak	VERTICAL

Item 3, 4 are the fundamental frequency at 5260 MHz.

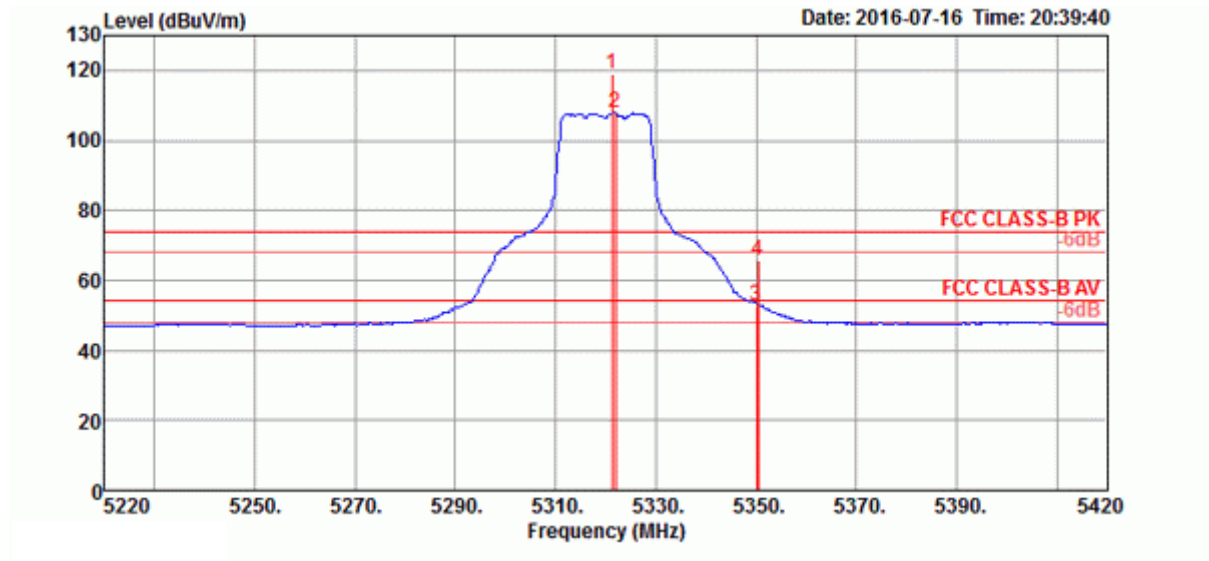
Channel 60



	Freq	Level	Limit	Over	Read	CableAntenna	Preamp	A/Pos	T/Pos	Remark	Pol/Phase	
	MHz	dBuV/m	dBuV/m	dB	dBuV	dB	dB/m	dB	cm	deg		
1	5301.28	108.92			102.40	9.68	33.45	36.61	173	178	Average	VERTICAL
2	5301.28	120.61			114.09	9.68	33.45	36.61	173	178	Peak	VERTICAL
3	5356.73	60.94	74.00	-13.06	54.25	9.74	33.55	36.60	173	178	Peak	VERTICAL
4	5387.18	48.31	54.00	-5.69	41.53	9.77	33.61	36.60	173	178	Average	VERTICAL

Item 1, 2 are the fundamental frequency at 5300 MHz.

Channel 64

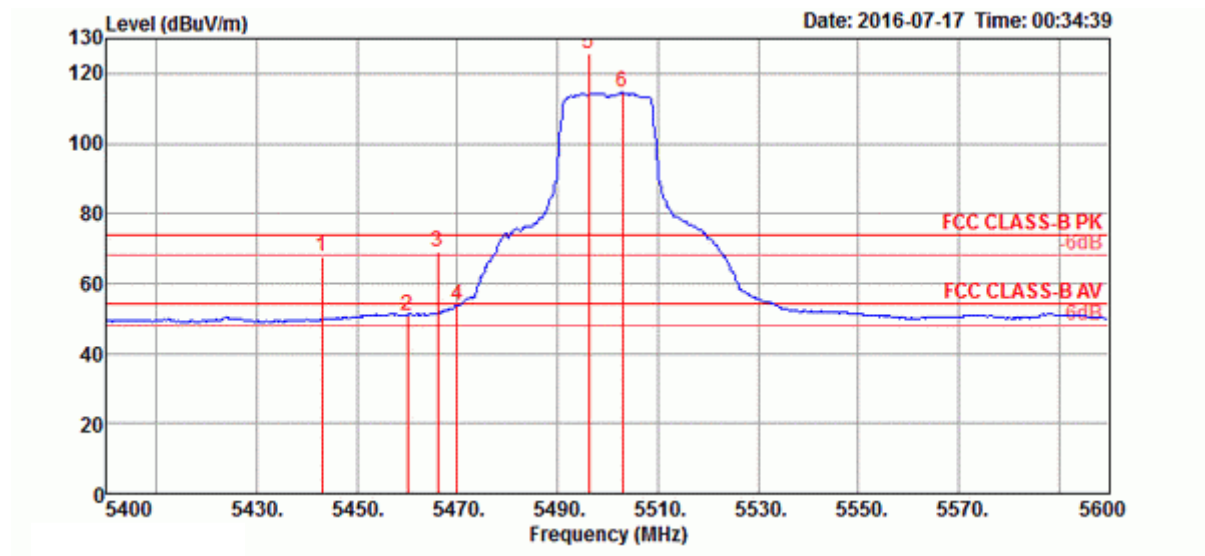


	Freq	Level	Limit	Over	Read	CableAntenna	Preamp	A/Pos	T/Pos	Remark	Pol/Phase	
	MHz	dBuV/m	dBuV/m	dB	dBuV	dB	dB/m	dB	cm	deg		
1	5321.28	118.83			112.27	9.70	33.47	36.61	182	177	Peak	VERTICAL
2	5321.92	107.79			101.23	9.70	33.47	36.61	182	177	Average	VERTICAL
3	5350.00	52.92	54.00	-1.08	46.26	9.73	33.53	36.60	182	177	Average	VERTICAL
4	5350.45	65.76	74.00	-8.24	59.10	9.73	33.53	36.60	182	177	Peak	VERTICAL

Item 1, 2 are the fundamental frequency at 5320 MHz.

Temperature	22°C	Humidity	54%
Test Engineer	Gino Huang	Configurations	IEEE 802.11ac MCS0/Nss1 VHT20 CH 100, 116, 140 / Chain 1 + Chain 2 + Chain 3+ Chain 4

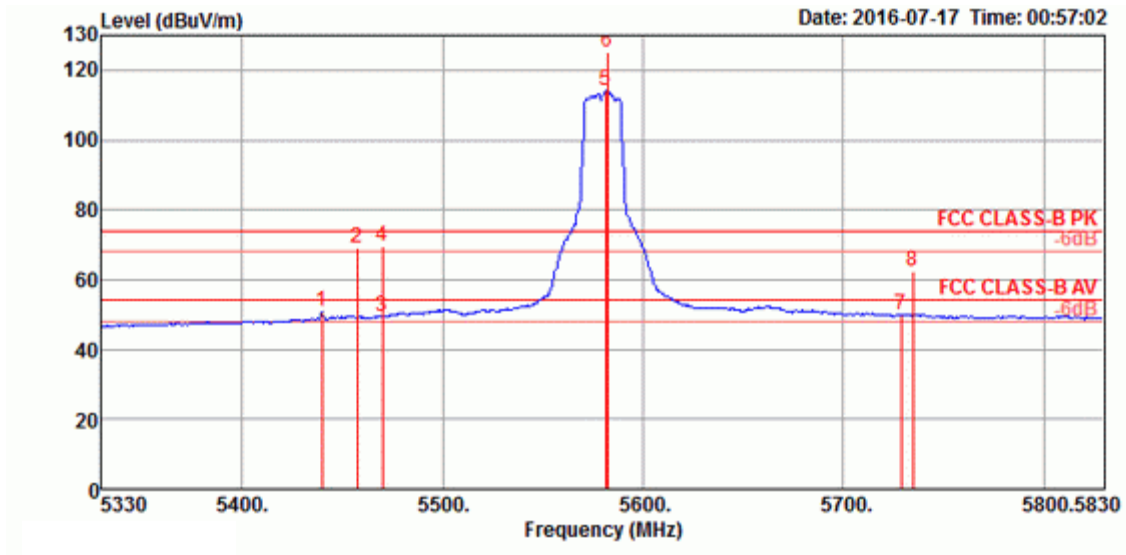
Channel 100



	Freq	Level	Limit	Over	Read	CableAntenna	Preamp	A/Pos	T/Pos	Remark	Pol/Phase
	MHz	dBuV/m	dBuV/m	dB	dBuV	dB	dB/m	dB	cm	deg	
1	5442.95	67.62	74.00	-6.38	60.76	9.77	33.69	36.60	153	182 Peak	VERTICAL
2	5460.00	50.96	54.00	-3.04	44.05	9.78	33.72	36.59	153	182 Average	VERTICAL
3	5466.03	68.97	74.00	-5.03	62.03	9.78	33.75	36.59	153	182 Peak	VERTICAL
4	5470.00	53.53	54.00	-0.47	46.59	9.78	33.75	36.59	153	182 Average	VERTICAL
5	5496.15	125.84			118.85	9.78	33.80	36.59	153	182 Peak	VERTICAL
6	5502.89	114.43			107.44	9.78	33.80	36.59	153	182 Average	VERTICAL

Item 5, 6 are the fundamental frequency at 5500 MHz.

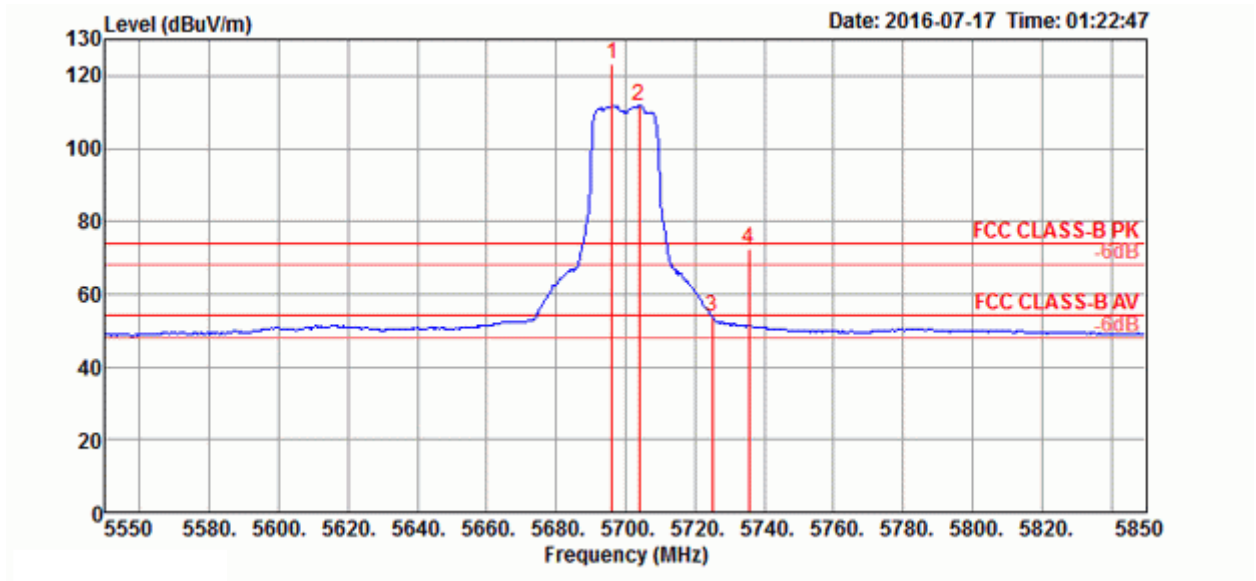
Channel 116



	Freq	Level	Limit Line	Over Limit	Read Level	CableAntenna Loss	Preamp Factor	A/Pos	T/Pos	Remark	Pol/Phase	
	MHz	dBuV/m	dBuV/m	dB	dBuV	dB	dB/m	dB	cm	deg		
1	5439.78	50.94	54.00	-3.06	44.08	9.77	33.69	36.60	135	180	Average	HORIZONTAL
2	5457.40	68.86	74.00	-5.14	61.95	9.78	33.72	36.59	135	180	Peak	HORIZONTAL
3	5470.00	49.63	54.00	-4.37	42.69	9.78	33.75	36.59	135	180	Average	HORIZONTAL
4	5470.00	69.69	74.00	-4.31	62.75	9.78	33.75	36.59	135	180	Peak	HORIZONTAL
5	5581.60	114.00			106.74	9.79	34.03	36.56	135	180	Average	HORIZONTAL
6	5582.40	125.04			117.78	9.79	34.03	36.56	135	180	Peak	HORIZONTAL
7	5729.04	49.94	54.00	-4.06	42.08	9.92	34.45	36.51	135	180	Average	HORIZONTAL
8	5734.65	62.40	74.00	-11.60	54.54	9.92	34.45	36.51	135	180	Peak	HORIZONTAL

Item 5, 6 are the fundamental frequency at 5580 MHz.

Channel 140

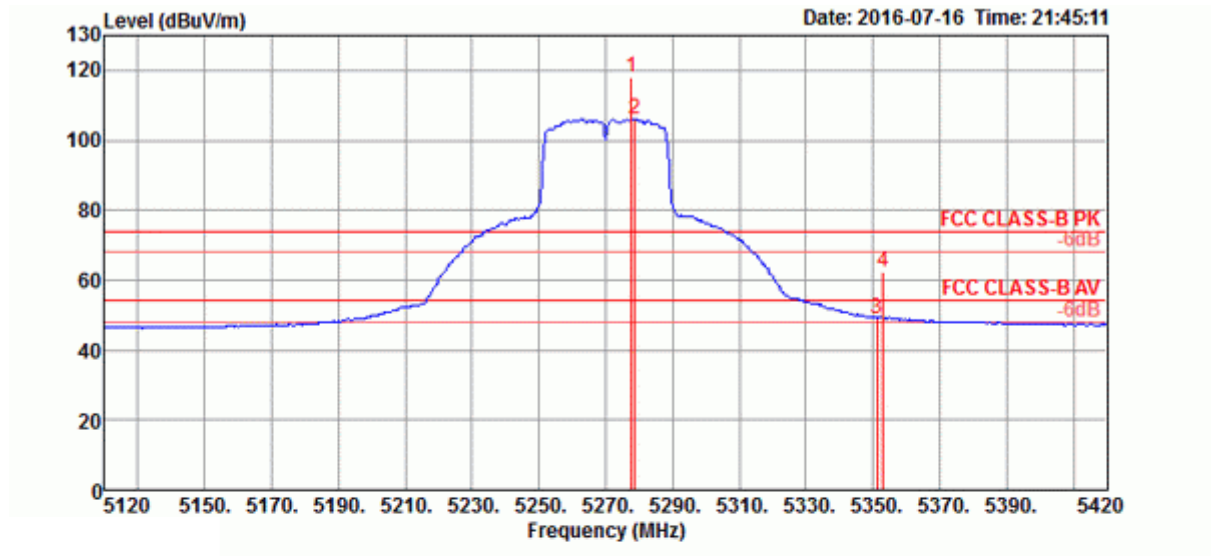


	Freq	Level	Limit	Over	Read	CableAntenna	Preamp	A/Pos	T/Pos	Remark	Pol/Phase	
	MHz	dBuV/m	dBuV/m	dB	dBuV	dB	dB/m	dB	cm	deg		
1	5696.15	123.14			115.41	9.89	34.36	36.52	135	178	Peak	HORIZONTAL
2	5703.85	111.83			104.10	9.89	34.36	36.52	135	178	Average	HORIZONTAL
3	5725.00	53.68	54.00	-0.32	45.83	9.92	34.45	36.52	135	178	Average	HORIZONTAL
4	5735.58	72.27	74.00	-1.73	64.41	9.92	34.45	36.51	135	178	Peak	HORIZONTAL

Item 1, 2 are the fundamental frequency at 5700 MHz.

Temperature	22°C	Humidity	54%
Test Engineer	Gino Huang	Configurations	IEEE 802.11ac MCS0/Nss1 VHT40 CH 54, 62 / Chain 1 + Chain 2 + Chain 3 + Chain 4

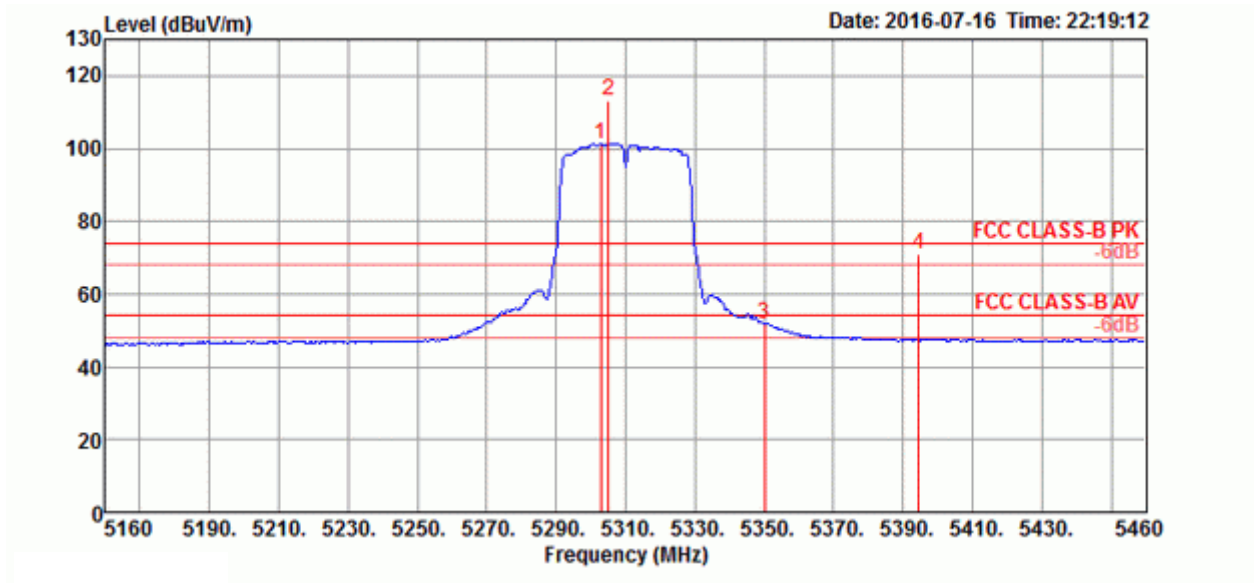
Channel 54



	Freq	Level	Limit	Over	Read	CableAntenna	Preamp	A/Pos	T/Pos	Remark	Pol/Phase
	MHz	dBuV/m	dBuV/m	dB	dBuV	dB	dB/m	dB	cm	deg	
1	5277.69	118.14			111.66	9.67	33.42	36.61	225	180 Peak	VERTICAL
2	5278.65	106.22			99.74	9.67	33.42	36.61	225	180 Average	VERTICAL
3	5351.25	49.10	54.00	-4.90	42.44	9.73	33.53	36.60	225	180 Average	VERTICAL
4	5353.17	62.14	74.00	-11.86	55.48	9.73	33.53	36.60	225	180 Peak	VERTICAL

Item 1, 2 are the fundamental frequency at 5270 MHz.

Channel 62

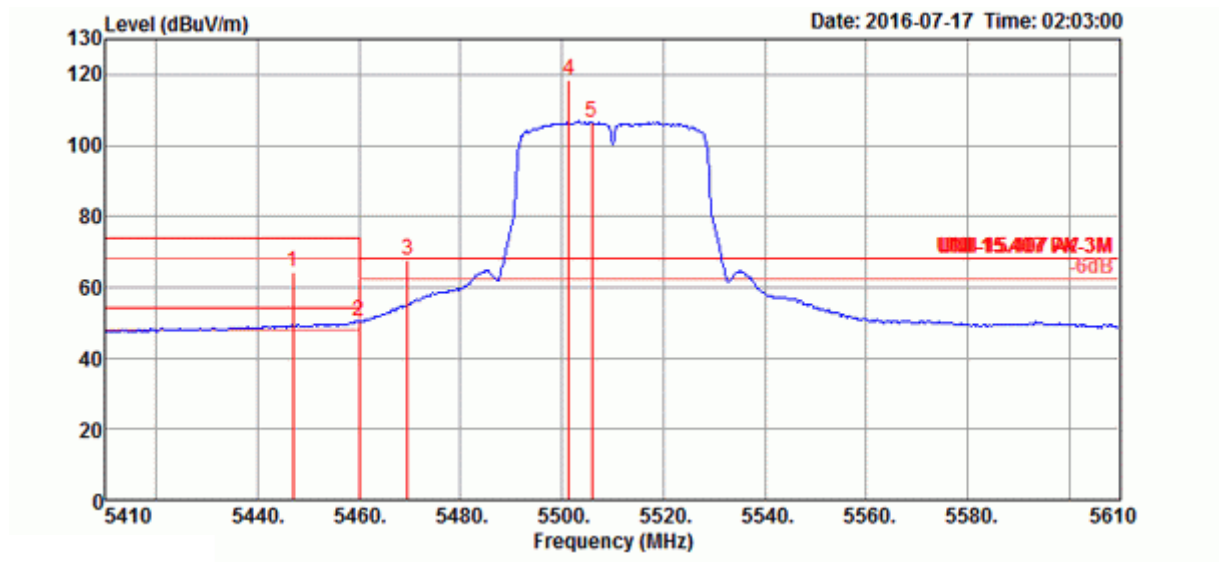


	Freq	Level	Limit	Over	Read	CableAntenna	Preamp	A/Pos	T/Pos	Remark	Pol/Phase	
	MHz	dBuV/m	dBuV/m	dB	dBuV	dB	dB/m	dB	cm	deg		
1	5302.79	101.37			94.85	9.68	33.45	36.61	226	180	Average	VERTICAL
2	5305.19	113.23			106.71	9.68	33.45	36.61	226	180	Peak	VERTICAL
3	5350.00	51.79	54.00	-2.21	45.13	9.73	33.53	36.60	226	180	Average	VERTICAL
4	5394.62	71.05	74.00	-2.95	64.27	9.77	33.61	36.60	226	180	Peak	VERTICAL

Item 1, 2 are the fundamental frequency at 5310 MHz.

Temperature	22°C	Humidity	54%
Test Engineer	Gino Huang	Configurations	IEEE 802.11ac MCS0/Nss1 VHT40 CH 102, 110, 134 / Chain 1 + Chain 2 + Chain 3+ Chain 4

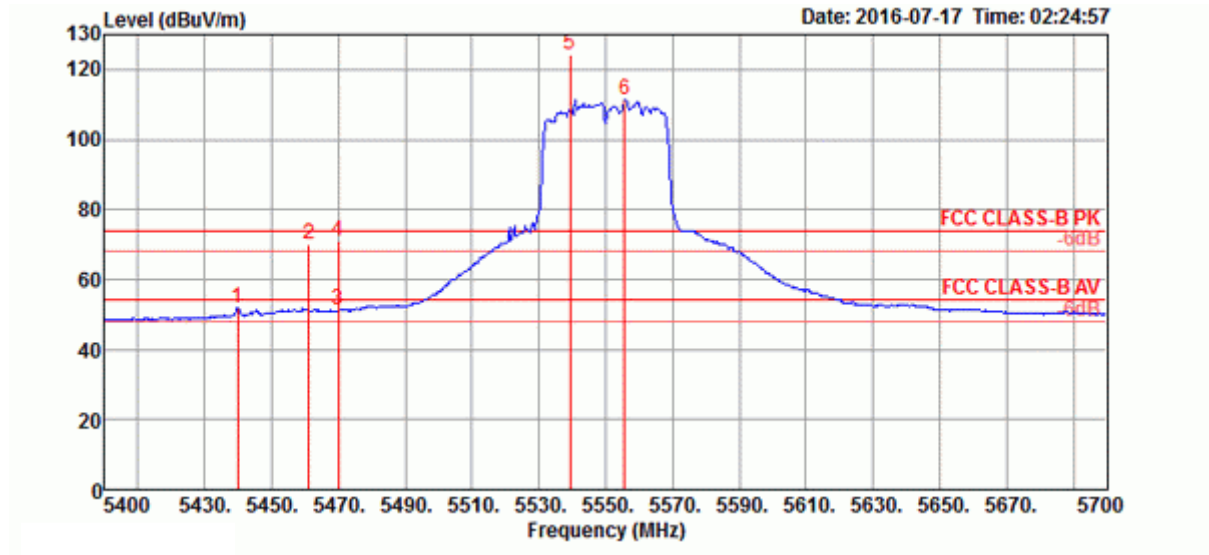
Channel 102



	Freq	Level	Limit	Over	Read	CableAntenna	Preamp	A/Pos	T/Pos	Remark	Pol/Phase
	MHz	dBuV/m	dBuV/m	dB	dBuV	dB	dB/m	dB	cm	deg	
1	5446.86	64.45	74.00	-9.55	57.59	9.77	33.69	36.60	151	162 Peak	VERTICAL
2	5460.00	50.36	54.00	-3.64	43.45	9.78	33.72	36.59	151	162 Average	VERTICAL
3	5469.62	67.58	68.20	-0.62	60.64	9.78	33.75	36.59	151	162 Peak	VERTICAL
4	5501.35	118.62			111.63	9.78	33.80	36.59	151	162 Peak	VERTICAL
5	5505.83	106.64			99.64	9.78	33.80	36.58	151	162 Average	VERTICAL

Item 4, 5 are the fundamental frequency at 5510 MHz.

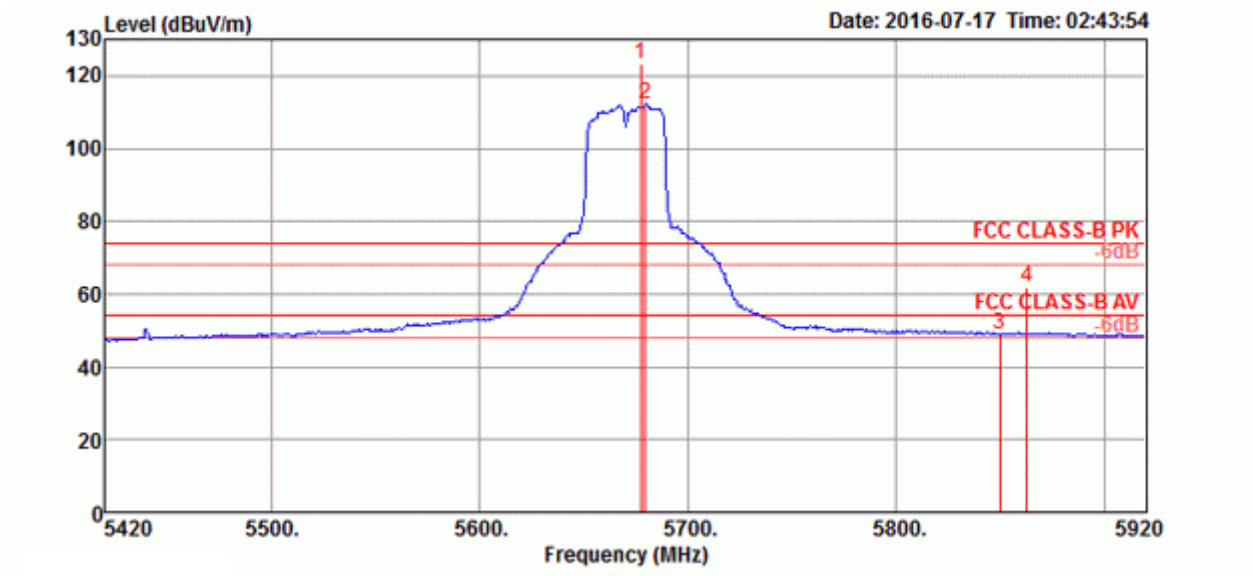
Channel 110



	Freq	Level	Limit Line	Over Limit	Read Level	CableAntenna Loss	Preamp Factor	A/Pos	T/Pos	Remark	Pol/Phase	
	MHz	dBuV/m	dBuV/m	dB	dBuV	dB	dB/m	dB	cm	deg		
1	5439.90	51.94	54.00	-2.06	45.08	9.77	33.69	36.60	126	177	Average	HORIZONTAL
2	5461.06	69.92	74.00	-4.08	63.01	9.78	33.72	36.59	126	177	Peak	HORIZONTAL
3	5470.00	51.18	54.00	-2.82	44.24	9.78	33.75	36.59	126	177	Average	HORIZONTAL
4	5470.00	70.91	74.00	-3.09	63.97	9.78	33.75	36.59	126	177	Peak	HORIZONTAL
5	5539.42	124.07			116.98	9.78	33.89	36.58	126	177	Peak	HORIZONTAL
6	5555.77	111.44			104.28	9.79	33.94	36.57	126	177	Average	HORIZONTAL

Item 5, 6 are the fundamental frequency at 5550 MHz.

Channel 134



	Freq	Level	Limit	Over	Read	Cable	Antenna	Preamp	A/Pos	T/Pos	Remark	Pol/Phase
	MHz	dBuV/m	dBuV/m	dB	dBuV	dB	dB/m	dB	cm	deg		
1	5677.21	123.38			115.73	9.87	34.31	36.53	140	186	Peak	HORIZONTAL
2	5679.62	112.32			104.67	9.87	34.31	36.53	140	186	Average	HORIZONTAL
3	5850.00	48.90	54.00	-5.10	40.59	10.01	34.78	36.48	140	186	Average	HORIZONTAL
4	5863.11	62.08	74.00	-11.92	53.71	10.01	34.83	36.47	140	186	Peak	HORIZONTAL

Item 1, 2 are the fundamental frequency at 5670 MHz.

Note:

Emission level (dBuV/m) = 20 log Emission level (uV/m)

Corrected Reading: Antenna Factor + Cable Loss + Read Level - Preamp Factor = Level

4.6. Frequency Stability Measurement

4.6.1. Limit

In-band emission is maintained within the band of operation under all conditions of normal operation as specified in the user's manual.

The transmitter center frequency tolerance shall be ± 20 ppm maximum for the 5 GHz band (IEEE 802.11n specification).

4.6.2. Measuring Instruments and Setting

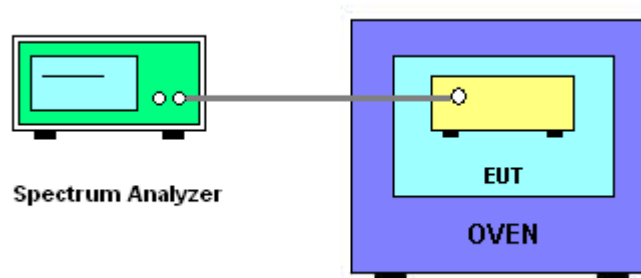
Please refer to section 5 of equipments list in this report. The following table is the setting of the spectrum analyzer.

Spectrum Parameter	Setting
Attenuation	Auto
Span Frequency	Entire absence of modulation emissions bandwidth
RBW	10 kHz
VBW	10 kHz
Sweep Time	Auto

4.6.3. Test Procedures

1. The transmitter output (antenna port) was connected to the spectrum analyzer.
2. EUT have transmitted absence of modulation signal and fixed channelize.
3. Set the spectrum analyzer span to view the entire absence of modulation emissions bandwidth.
4. Set RBW = 10 kHz, VBW = 10 kHz with peak detector and maxhold settings.
5. f_c is declaring of channel frequency. Then the frequency error formula is $(f_c - f) / f_c \times 10^6$ ppm and the limit is less than ± 20 ppm (IEEE 802.11n specification).
6. Allow sufficient time (approximately 30 min) for the temperature of the chamber to stabilize, turn the EUT on and measure the operating frequency after 2, 5, and 10 minutes.
7. The test extreme voltage is to change the primary supply voltage from 85 to 115 percent of the nominal value
8. Extreme temperature is $-40^\circ\text{C} \sim 55^\circ\text{C}$.

4.6.4. Test Setup Layout



4.6.5. Test Deviation

There is no deviation with the original standard.

4.6.6. EUT Operation during Test

The EUT was programmed to be in continuously un-modulation transmitting mode.

4.6.7. Test Result of Frequency Stability

Temperature	25°C	Humidity	60%
Test Engineer	Akina Chiu	Test Date	Jun. 15, 2016 ~ Jul. 27, 2016

For OMNI antenna:

Mode: 20 MHz / Chain 1

Voltage vs. Frequency Stability

Voltage (V)	Measurement Frequency (MHz)			
	5300 MHz			
	0 Minute	2 Minute	5 Minute	10 Minute
126.50	5299.9931	5299.9925	5299.9915	5299.9914
110.00	5299.9925	5299.9919	5299.9911	5299.9901
93.50	5299.9917	5299.9911	5299.9902	5299.9900
Max. Deviation (MHz)	0.0083	0.0089	0.0098	0.0100
Max. Deviation (ppm)	1.56	1.68	1.85	1.88
Result	Complies			

Temperature vs. Frequency Stability

Temperature	Measurement Frequency (MHz)			
(°C)	5300 MHz			
	0 Minute	2 Minute	5 Minute	10 Minute
-40	5299.9881	5299.9880	5299.9874	5299.9872
-30	5299.9883	5299.9875	5299.9865	5299.9856
-20	5299.9896	5299.9892	5299.9883	5299.9874
-10	5299.9902	5299.9893	5299.9883	5299.9880
0	5299.9916	5299.9915	5299.9909	5299.9905
10	5299.9925	5299.9915	5299.9912	5299.9904
20	5299.9945	5299.9944	5299.9941	5299.9938
30	5299.9954	5299.9951	5299.9941	5299.9934
40	5299.9956	5299.9948	5299.9942	5299.9941
50	5299.9940	5299.9930	5299.9926	5299.9925
55	5299.9959	5299.9958	5299.9948	5299.9941
Max. Deviation (MHz)	0.0117	0.0125	0.0135	0.0144
Max. Deviation (ppm)	2.21	2.36	2.55	2.72
Result	Complies			

Voltage vs. Frequency Stability

Voltage	Measurement Frequency (MHz)			
(V)	5580 MHz			
	0 Minute	2 Minute	5 Minute	10 Minute
126.50	5579.9928	5579.9925	5579.9920	5579.9918
110.00	5579.9925	5579.9921	5579.9912	5579.9903
93.50	5579.9923	5579.9920	5579.9914	5579.9907
Max. Deviation (MHz)	0.0077	0.0080	0.0088	0.0097
Max. Deviation (ppm)	1.38	1.43	1.58	1.74
Result	Complies			

Temperature vs. Frequency Stability

Temperature	Measurement Frequency (MHz)			
(°C)	5580 MHz			
	0 Minute	2 Minute	5 Minute	10 Minute
-40	5579.9877	5579.9869	5579.9865	5579.9856
-30	5579.9879	5579.9873	5579.9863	5579.9859
-20	5579.9889	5579.9879	5579.9871	5579.9866
-10	5579.9891	5579.9890	5579.9881	5579.9880
0	5579.9907	5579.9903	5579.9893	5579.9885
10	5579.9925	5579.9923	5579.9918	5579.9911
20	5579.9945	5579.9939	5579.9932	5579.9929
30	5579.9965	5579.9962	5579.9953	5579.9950
40	5579.9983	5579.9977	5579.9967	5579.9959
50	5579.9937	5579.9927	5579.9924	5579.9921
55	5579.9943	5579.9938	5579.9932	5579.9929
Max. Deviation (MHz)	0.0121	0.0127	0.0137	0.0141
Max. Deviation (ppm)	2.17	2.27	2.45	2.53
Result	Complies			

Mode: 40 MHz / Chain 1

Voltage vs. Frequency Stability

Voltage	Measurement Frequency (MHz)			
(V)	5310 MHz			
	0 Minute	2 Minute	5 Minute	10 Minute
126.50	5309.9928	5309.9926	5309.9922	5309.9918
110.00	5309.9925	5309.9918	5309.9908	5309.9904
93.50	5309.9922	5309.9915	5309.9909	5309.9908
Max. Deviation (MHz)	0.0078	0.0085	0.0092	0.0096
Max. Deviation (ppm)	1.47	1.60	1.73	1.81
Result	Complies			

Temperature vs. Frequency Stability

Temperature	Measurement Frequency (MHz)			
(°C)	5310 MHz			
	0 Minute	2 Minute	5 Minute	10 Minute
-40	5309.9871	5309.9866	5309.9857	5309.9853
-30	5309.9888	5309.9882	5309.9874	5309.9872
-20	5309.9899	5309.9892	5309.9888	5309.9879
-10	5309.9901	5309.9892	5309.9884	5309.9881
0	5309.9913	5309.9908	5309.9903	5309.9901
10	5309.9925	5309.9923	5309.9916	5309.9915
20	5309.9945	5309.9935	5309.9932	5309.9929
30	5309.9960	5309.9958	5309.9950	5309.9943
40	5309.9973	5309.9966	5309.9959	5309.9952
50	5309.9949	5309.9944	5309.9942	5309.9933
55	5309.9959	5309.9954	5309.9949	5309.9941
Max. Deviation (MHz)	0.0112	0.0118	0.0126	0.0128
Max. Deviation (ppm)	2.11	2.22	2.37	2.41
Result	Complies			

Voltage vs. Frequency Stability

Voltage	Measurement Frequency (MHz)			
(V)	5550 MHz			
	0 Minute	2 Minute	5 Minute	10 Minute
126.50	5549.9929	5549.9925	5549.9921	5549.9919
110.00	5549.9925	5549.9916	5549.9911	5549.9906
93.50	5549.9923	5549.9913	5549.9909	5549.9906
Max. Deviation (MHz)	0.0077	0.0087	0.0091	0.0094
Max. Deviation (ppm)	1.39	1.57	1.64	1.69
Result	Complies			

Temperature vs. Frequency Stability

Temperature	Measurement Frequency (MHz)			
(°C)	5550 MHz			
	0 Minute	2 Minute	5 Minute	10 Minute
-40	5549.9902	5549.9896	5549.9892	5549.9886
-30	5549.9909	5549.9900	5549.9898	5549.9888
-20	5549.9912	5549.9906	5549.9897	5549.9887
-10	5549.9913	5549.9910	5549.9903	5549.9902
0	5549.9918	5549.9912	5549.9906	5549.9904
10	5549.9925	5549.9915	5549.9905	5549.9897
20	5549.9945	5549.9944	5549.9937	5549.9927
30	5549.9965	5549.9964	5549.9960	5549.9957
40	5549.9978	5549.9977	5549.9969	5549.9968
50	5549.9943	5549.9941	5549.9934	5549.9926
55	5549.9952	5549.9947	5549.9940	5549.9939
Max. Deviation (MHz)	0.0091	0.0100	0.0103	0.0113
Max. Deviation (ppm)	1.64	1.80	1.85	2.03
Result	Complies			

For Directional antenna:

Mode: 20 MHz / Chain 1

Voltage vs. Frequency Stability

Voltage	Measurement Frequency (MHz)			
(V)	5300 MHz			
	0 Minute	2 Minute	5 Minute	10 Minute
126.50	5299.9951	5299.9941	5299.9935	5299.9931
110.00	5299.9945	5299.9941	5299.9931	5299.9922
93.50	5299.9943	5299.9933	5299.9926	5299.9920
Max. Deviation (MHz)	0.0057	0.0067	0.0074	0.0080
Max. Deviation (ppm)	1.07	1.26	1.39	1.51
Result	Complies			

Temperature vs. Frequency Stability

Temperature	Measurement Frequency (MHz)			
(°C)	5300 MHz			
	0 Minute	2 Minute	5 Minute	10 Minute
-40	5299.9985	5299.9976	5299.9974	5299.9967
-30	5299.9983	5299.9975	5299.9966	5299.9963
-20	5299.9973	5299.9967	5299.9960	5299.9953
-10	5299.9962	5299.9956	5299.9948	5299.9945
0	5299.9947	5299.9944	5299.9941	5299.9935
10	5299.9945	5299.9936	5299.9934	5299.9928
20	5299.9943	5299.9935	5299.9927	5299.9924
30	5299.9923	5299.9920	5299.9919	5299.9911
40	5299.9914	5299.9912	5299.9907	5299.9901
50	5299.9935	5299.9926	5299.9923	5299.9921
55	5299.9932	5299.9922	5299.9915	5299.9913
Max. Deviation (MHz)	0.0086	0.0088	0.0093	0.0099
Max. Deviation (ppm)	1.62	1.66	1.75	1.86
Result	Complies			

Voltage vs. Frequency Stability

Voltage	Measurement Frequency (MHz)			
(V)	5580 MHz			
	0 Minute	2 Minute	5 Minute	10 Minute
126.50	5579.9946	5579.9945	5579.9937	5579.9933
110.00	5579.9945	5579.9940	5579.9939	5579.9931
93.50	5579.9944	5579.9939	5579.9938	5579.9931
Max. Deviation (MHz)	0.0056	0.0061	0.0063	0.0069
Max. Deviation (ppm)	1.00	1.09	1.13	1.23
Result	Complies			

Temperature vs. Frequency Stability

Temperature	Measurement Frequency (MHz)			
(°C)	5580 MHz			
	0 Minute	2 Minute	5 Minute	10 Minute
-40	5580.0006	5579.9999	5579.9998	5579.9992
-30	5579.9997	5579.9994	5579.9989	5579.9979
-20	5579.9977	5579.9973	5579.9963	5579.9955
-10	5579.9970	5579.9960	5579.9954	5579.9949
0	5579.9952	5579.9950	5579.9947	5579.9939
10	5579.9945	5579.9935	5579.9934	5579.9933
20	5579.9943	5579.9936	5579.9932	5579.9923
30	5579.9927	5579.9919	5579.9917	5579.9908
40	5579.9912	5579.9911	5579.9903	5579.9894
50	5579.9924	5579.9917	5579.9910	5579.9906
55	5579.9909	5579.9905	5579.9895	5579.9888
Max. Deviation (MHz)	0.0091	0.0095	0.0105	0.0112
Max. Deviation (ppm)	1.64	1.71	1.89	2.02
Result	Complies			

Mode: 40 MHz / Chain 1

Voltage vs. Frequency Stability

Voltage	Measurement Frequency (MHz)			
(V)	5310 MHz			
	0 Minute	2 Minute	5 Minute	10 Minute
126.50	5309.9947	5309.9937	5309.9929	5309.9925
110.00	5309.9945	5309.9936	5309.9934	5309.9933
93.50	5309.9936	5309.9932	5309.9929	5309.9928
Max. Deviation (MHz)	0.0064	0.0068	0.0071	0.0075
Max. Deviation (ppm)	1.20	1.28	1.34	1.41
Result	Complies			

Temperature vs. Frequency Stability

Temperature	Measurement Frequency (MHz)			
(°C)	5310 MHz			
	0 Minute	2 Minute	5 Minute	10 Minute
-40	5309.9992	5309.9982	5309.9972	5309.9969
-30	5309.9991	5309.9983	5309.9977	5309.9969
-20	5309.9982	5309.9978	5309.9970	5309.9962
-10	5309.9967	5309.9962	5309.9957	5309.9953
0	5309.9950	5309.9946	5309.9936	5309.9929
10	5309.9945	5309.9939	5309.9930	5309.9927
20	5309.9943	5309.9941	5309.9937	5309.9931
30	5309.9942	5309.9938	5309.9929	5309.9922
40	5309.9939	5309.9938	5309.9935	5309.9934
50	5309.9937	5309.9929	5309.9921	5309.9916
55	5309.9927	5309.9919	5309.9913	5309.9904
Max. Deviation (MHz)	0.0073	0.0081	0.0087	0.0096
Max. Deviation (ppm)	1.38	1.53	1.65	1.82
Result	Complies			

Voltage vs. Frequency Stability

Voltage	Measurement Frequency (MHz)			
(V)	5550 MHz			
	0 Minute	2 Minute	5 Minute	10 Minute
126.50	5549.9955	5549.9951	5549.9950	5549.9942
110.00	5549.9945	5549.9937	5549.9936	5549.9934
93.50	5549.9940	5549.9936	5549.9929	5549.9922
Max. Deviation (MHz)	0.0060	0.0064	0.0071	0.0078
Max. Deviation (ppm)	1.08	1.15	1.28	1.40
Result	Complies			

Temperature vs. Frequency Stability

Temperature	Measurement Frequency (MHz)			
(°C)	5550 MHz			
	0 Minute	2 Minute	5 Minute	10 Minute
-40	5549.9976	5549.9974	5549.9973	5549.9964
-30	5549.9972	5549.9968	5549.9966	5549.9958
-20	5549.9959	5549.9952	5549.9945	5549.9944
-10	5549.9954	5549.9953	5549.9949	5549.9942
0	5549.9949	5549.9945	5549.9936	5549.9934
10	5549.9945	5549.9937	5549.9930	5549.9921
20	5549.9943	5549.9942	5549.9940	5549.9930
30	5549.9936	5549.9927	5549.9923	5549.9921
40	5549.9932	5549.9929	5549.9921	5549.9920
50	5549.9939	5549.9930	5549.9929	5549.9920
55	5549.9927	5549.9918	5549.9911	5549.9903
Max. Deviation (MHz)	0.0073	0.0082	0.0089	0.0097
Max. Deviation (ppm)	1.32	1.49	1.61	1.76
Result	Complies			

4.7. Antenna Requirements

4.7.1. Limit

Except for special regulations, the Low-power Radio-frequency Devices must not be equipped with any jacket for installing an antenna with extension cable. An intentional radiator shall be designed to ensure that no antenna other than that furnished by the responsible party shall be used with the device. The use of a permanently attached antenna or of an antenna that uses a unique coupling to the intentional radiator shall be considered sufficient to comply with the provisions of this Section. The manufacturer may design the unit so that the user can replace a broken antenna, but the use of a standard antenna jack or electrical connector is prohibited. Further,

4.7.2. Antenna Connector Construction

Please refer to section 3.3 in this test report; antenna connector complied with the requirements.

5. LIST OF MEASURING EQUIPMENTS

Instrument	Manufacturer	Model No.	Serial No.	Characteristics	Calibration Date	Remark
Loop Antenna	Teseq	HLA 6120	24155	9kHz - 30 MHz	Mar. 16, 2016*	Radiation (03CH01-CB)
Horn Antenna	EMCO	3115	00075790	750MHz ~ 18GHz	Oct. 22, 2015	Radiation (03CH01-CB)
Horn Antenna	Schwarzbeck	BBHA 9170	BBHA9170585	15GHz ~ 40GHz	Oct. 07, 2015	Radiation (03CH01-CB)
Pre-Amplifier	Agilent	8449B	3008A02310	1GHz ~ 26.5GHz	Jan. 18, 2016	Radiation (03CH01-CB)
Pre-Amplifier	WM	TF-130N-R1	923365	26GHz ~ 40GHz	Nov. 13, 2015	Radiation (03CH01-CB)
Spectrum Analyzer	R&S	FSP40	100056	9kHz ~ 40GHz	Oct. 27, 2015	Radiation (03CH01-CB)
RF Cable-high	Woken	High Cable-16	N/A	1 GHz ~ 18 GHz	Nov. 02, 2015	Radiation (03CH01-CB)
RF Cable-high	Woken	High Cable-17	N/A	1 GHz ~ 18 GHz	Nov. 02, 2015	Radiation (03CH01-CB)
RF Cable-high	Woken	High Cable-40G-1	N/A	18GHz ~ 40 GHz	Nov. 02, 2015	Radiation (03CH01-CB)
RF Cable-high	Woken	High Cable-40G-2	N/A	18GHz ~ 40 GHz	Nov. 02, 2015	Radiation (03CH01-CB)
Test Software	Audix	E3	6.2009-10-7	N/A	N/A	Radiation (03CH01-CB)
Spectrum analyzer	R&S	FSV40	100979	9kHz~40GHz	Dec. 09, 2015	Conducted (TH01-CB)
Temp. and Humidity Chamber	Ten Billion	TTH-D3SP	TBN-931011	-30~100 degree	Jun. 03, 2016	Conducted (TH01-CB)
RF Cable-high	Woken	RG402	High Cable-6	1 GHz – 26.5 GHz	Nov. 02, 2015	Conducted (TH01-CB)
RF Cable-high	Woken	RG402	High Cable-7	1 GHz – 26.5 GHz	Nov. 02, 2015	Conducted (TH01-CB)
RF Cable-high	Woken	RG402	High Cable-8	1 GHz – 26.5 GHz	Nov. 02, 2015	Conducted (TH01-CB)
RF Cable-high	Woken	RG402	High Cable-9	1 GHz – 26.5 GHz	Nov. 02, 2015	Conducted (TH01-CB)
RF Cable-high	Woken	RG402	High Cable-10	1 GHz – 26.5 GHz	Nov. 02, 2015	Conducted (TH01-CB)
Power Sensor	Agilent	U2021XA	MY53410001	50MHz~18GHz	Nov. 02, 2015	Conducted (TH01-CB)

Note: Calibration Interval of instruments listed above is one year.

“*” Calibration Interval of instruments listed above is two years.

N.C.R means Non-Calibration required.

6. MEASUREMENT UNCERTAINTY

Test Items	Uncertainty	Remark
Conducted Emission (150kHz ~ 30MHz)	3.2 dB	Confidence levels of 95%
Radiated Emission (30MHz ~ 1,000MHz)	3.6 dB	Confidence levels of 95%
Radiated Emission (1GHz ~ 18GHz)	3.7 dB	Confidence levels of 95%
Radiated Emission (18GHz ~ 40GHz)	3.5 dB	Confidence levels of 95%
Conducted Emission	1.7 dB	Confidence levels of 95%