

The EIRP based on the measured conducted power, the upper bound on antenna gain for a device with a single RF output shall be selected as the maximum in-band gain of the antenna across all operating bands, or 2dBi, whichever is greater.

And the maximum in-band gain of the antenna is 6.3 dBi.

Note 1: The frequency is fundamental signal which can be ignored.

Note 2: Which frequency is not within a restricted band, and its limit line is 20dB below the highest emission level.

Note 3: Average measurement was not performed if peak level went lower than the average limit.

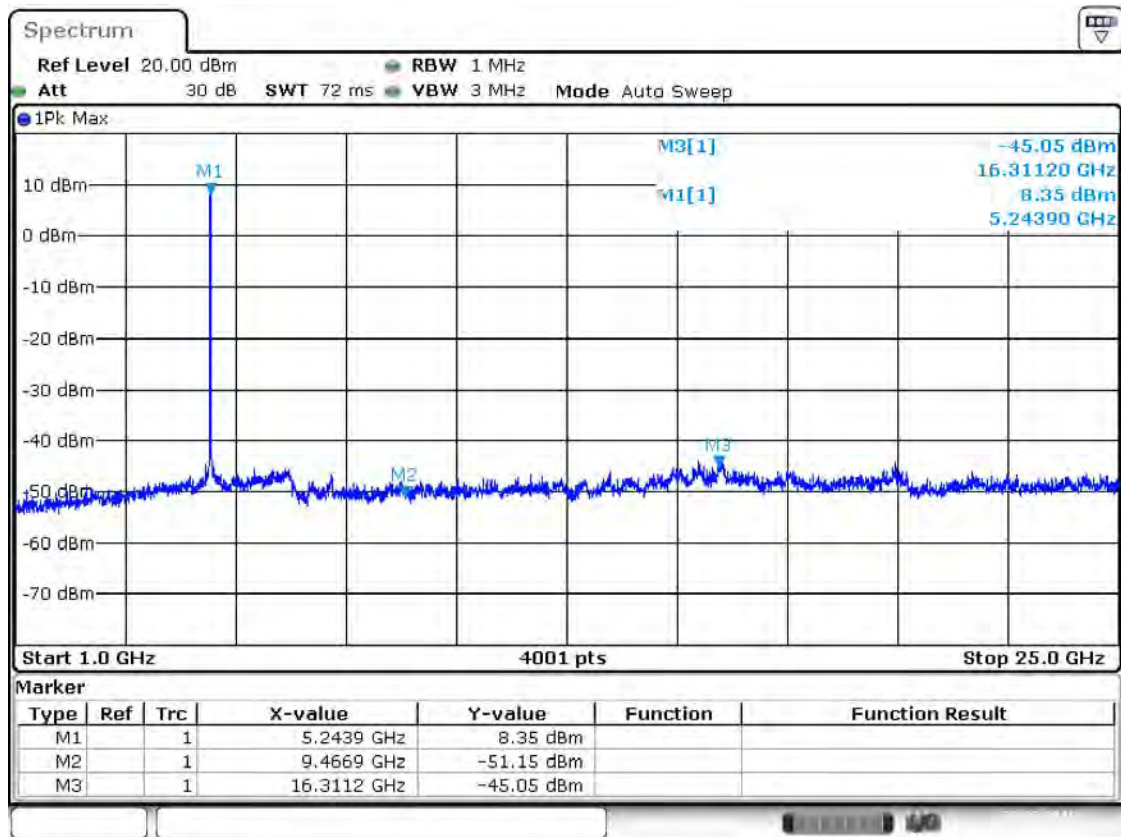
Note 4: The harmonic (2th ,3th , 4th,...etc.) and other spurious are not reported, because those levels are lower than average limit line and background noise

Band I 11ac(HT20) CH48

Frequency (MHz)	Value (dBm)	Ground Reflection Factor (dB)	D (m)	Max gain (dBi)	Detector	E (dBμV/m)	Limit (dBμV/m)	Margin (dB)	Remark	Verdict
9466.9	-51.15	0	3	6.3	PK	50.41	74.00	23.59	--	PASS
	N/A		3	6.3	AV	N/A	54.00	N/A	Note 3	PASS
16311.2	-45.05	0	3	6.3	PK	56.51	89.91	33.40	Note 2	PASS
	N/A		3	6.3	AV	N/A	69.91	N/A	Note 3	PASS
5243.9	8.35	0	3	6.3	PK	109.91	N/A	N/A	Note 1	N/A
	-16.50		3	6.3	AV	85.06	N/A	N/A		N/A

Test Plots

Band I 11ac(HT20) CH48, SPURIOUS 1 GHz ~ 25 GHz



Date: 22.FEB.2016 18:01:46

The EIRP based on the measured conducted power, the upper bound on antenna gain for a device with a single RF output shall be selected as the maximum in-band gain of the antenna across all operating bands, or 2dBi, whichever is greater.

And the maximum in-band gain of the antenna is 6.3 dBi.

Note 1: The frequency is fundamental signal which can be ignored.

Note 2: Which frequency is not within a restricted band, and its limit line is 20dB below the highest emission level.

Note 3: Average measurement was not performed if peak level went lower than the average limit.

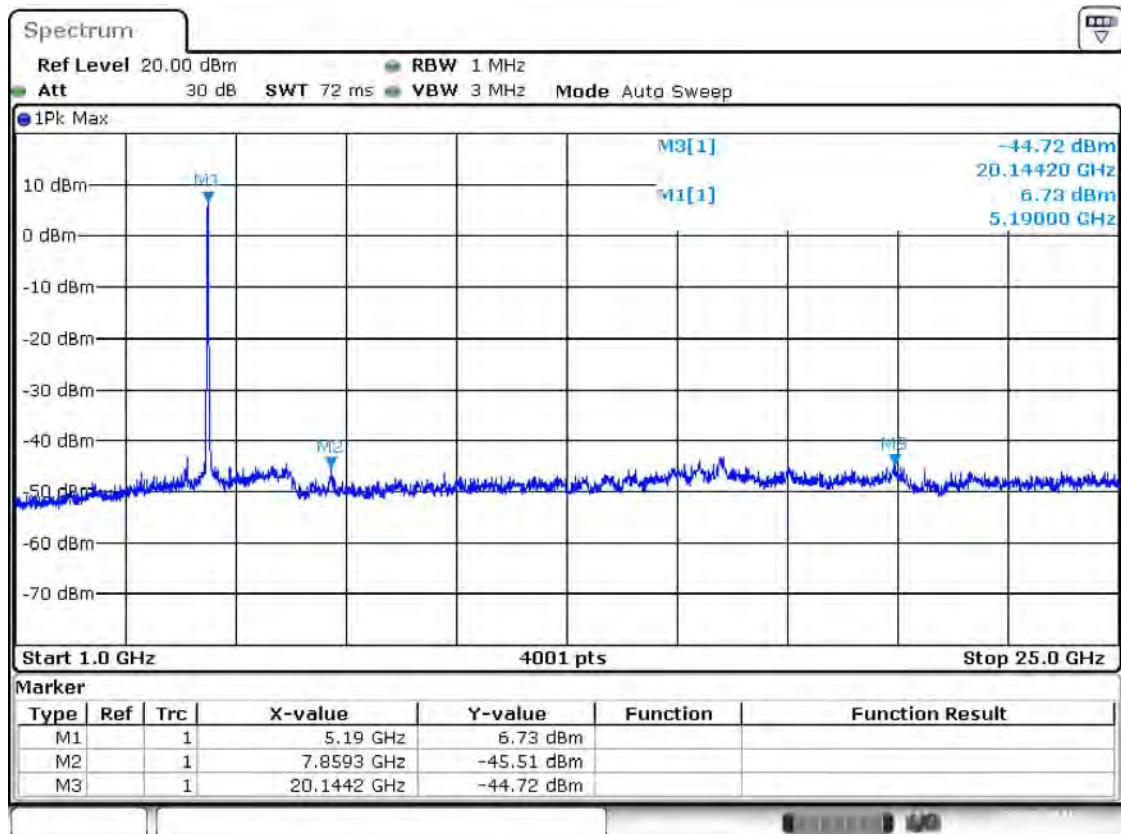
Note 4: The harmonic (2th ,3th , 4th,...etc.) and other spurious are not reported, because those levels are lower than average limit line and background noise

Band I 11ac(HT40) CH38

Frequency (MHz)	Value (dBm)	Ground Reflection Factor (dB)	D (m)	Max gain (dBi)	Detector	E (dBμV/m)	Limit (dBμV/m)	Margin (dB)	Remark	Verdict
7859.3	-45.51	0	3	6.3	PK	56.05	88.29	32.24	Note 2	PASS
	N/A		3	6.3	AV	N/A	68.29	N/A	Note 3	PASS
20144.2	-44.72	0	3	6.3	PK	56.84	74.00	17.16	--	PASS
	N/A		3	6.3	AV	N/A	54.00	N/A	Note 3	PASS
5190	6.73	0	3	6.3	PK	108.29	N/A	N/A	Note 1	N/A
	-18.12		3	6.3	AV	83.44	N/A	N/A		N/A

Test Plots

Band I 11ac(HT40) CH38, SPURIOUS 1 GHz ~ 25 GHz



Date: 22.FEB.2016 18:53:43

The EIRP based on the measured conducted power, the upper bound on antenna gain for a device with a single RF output shall be selected as the maximum in-band gain of the antenna across all operating bands, or 2dBi, whichever is greater.

And the maximum in-band gain of the antenna is 6.3 dBi.

Note 1: The frequency is fundamental signal which can be ignored.

Note 2: Which frequency is not within a restricted band, and its limit line is 20dB below the highest emission level.

Note 3: Average measurement was not performed if peak level went lower than the average limit.

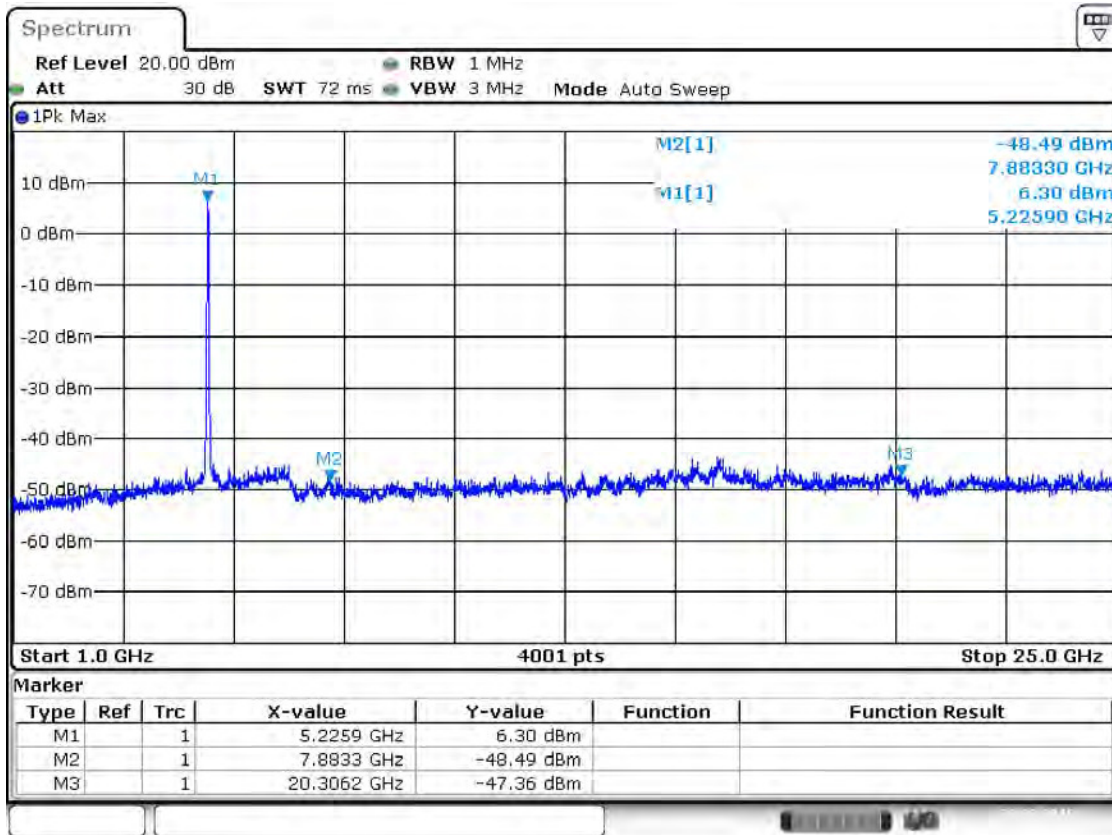
Note 4: The harmonic (2th ,3th , 4th,...etc.) and other spurious are not reported, because those levels are lower than average limit line and background noise

Band I 11ac(HT40) CH46

Frequency (MHz)	Value (dBm)	Ground Reflection Factor (dB)	D (m)	Max gain (dBi)	Detector	E (dBμV/m)	Limit (dBμV/m)	Margin (dB)	Remark	Verdict
7883.3	-48.49	0	3	6.3	PK	53.07	87.86	34.79	Note 2	PASS
	N/A		3	6.3	AV	N/A	67.86	N/A	Note 3	PASS
20306.2	-47.36	0	3	6.3	PK	54.20	74.00	19.80	--	PASS
	N/A		3	6.3	AV	N/A	54.00	N/A	Note 3	PASS
5225.9	6.3	0	3	6.3	PK	107.86	N/A	N/A	Note 1	N/A
	-18.55		3	6.3	AV	83.01	N/A	N/A		N/A

Test Plots

Band I 11ac(HT40) CH46, SPURIOUS 1 GHz ~ 25 GHz



Date: 22.FEB.2016 18:55:39

The EIRP based on the measured conducted power, the upper bound on antenna gain for a device with a single RF output shall be selected as the maximum in-band gain of the antenna across all operating bands, or 2dBi, whichever is greater.

And the maximum in-band gain of the antenna is 6.3 dBi.

Note 1: The frequency is fundamental signal which can be ignored.

Note 2: Which frequency is not within a restricted band, and its limit line is 20dB below the highest emission level.

Note 3: Average measurement was not performed if peak level went lower than the average limit.

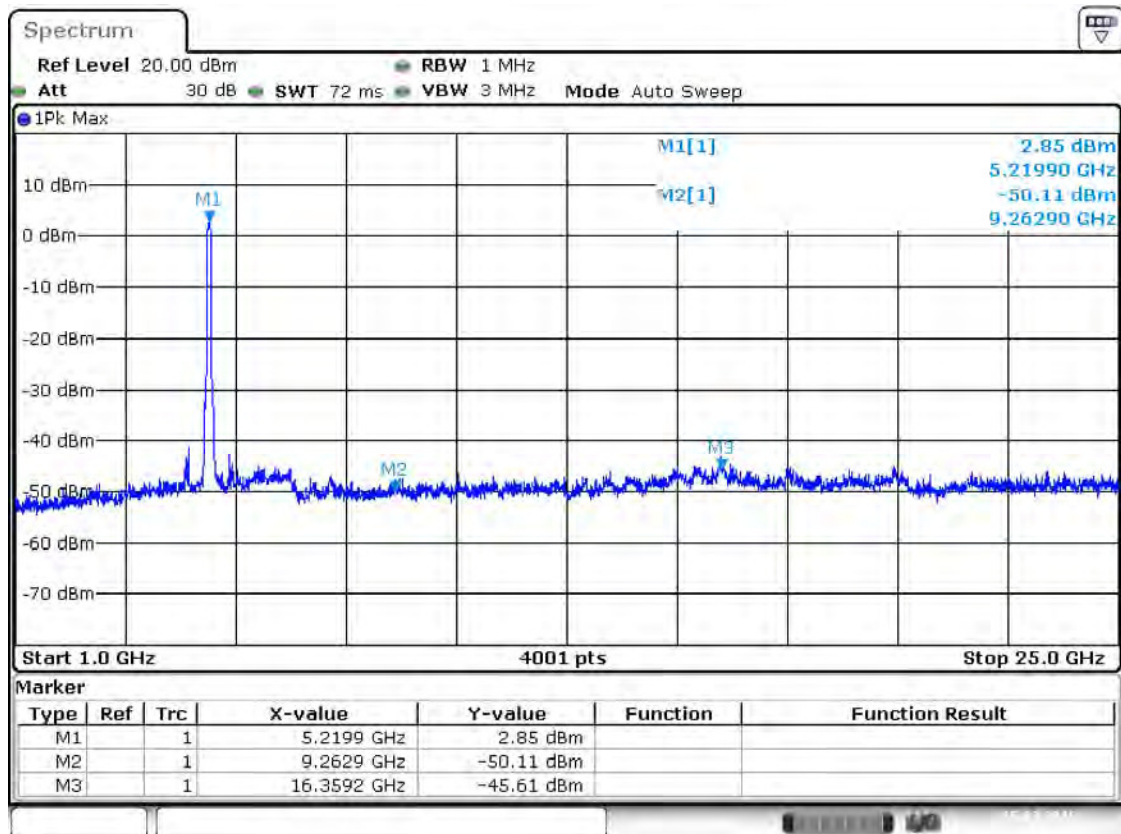
Note 4: The harmonic (2th ,3th , 4th,...etc.) and other spurious are not reported, because those levels are lower than average limit line and background noise

Band I 11ac(HT80) CH42

Frequency (MHz)	Value (dBm)	Ground Reflection Factor (dB)	D (m)	Max gain (dBi)	Detector	E (dBμV/m)	Limit (dBμV/m)	Margin (dB)	Remark	Verdict
9262.9	-50.11	0	3	6.3	PK	51.45	84.41	32.96	Note 2	PASS
	N/A		3	6.3	AV	N/A	64.41	N/A	Note 3	PASS
16359.2	-45.61	0	3	6.3	PK	55.95	84.41	28.46	Note 2	PASS
	N/A		3	6.3	AV	N/A	64.41	N/A	Note 3	PASS
5219.9	2.85	0	3	6.3	PK	104.41	N/A	N/A	Note 1	N/A
	-22.00		3	6.3	AV	79.56	N/A	N/A		N/A

Test Plots

Band I 11ac(HT80) CH42, SPURIOUS 1 GHz ~ 25 GHz



Date: 5.MAR.2016 14:55:50

The EIRP based on the measured conducted power, the upper bound on antenna gain for a device with a single RF output shall be selected as the maximum in-band gain of the antenna across all operating bands, or 2dBi, whichever is greater.

And the maximum in-band gain of the antenna is 6.4dBi.

Note 1: The frequency is fundamental signal which can be ignored.

Note 2: Which frequency is not within a restricted band, and its limit line is 20dB below the highest emission level.

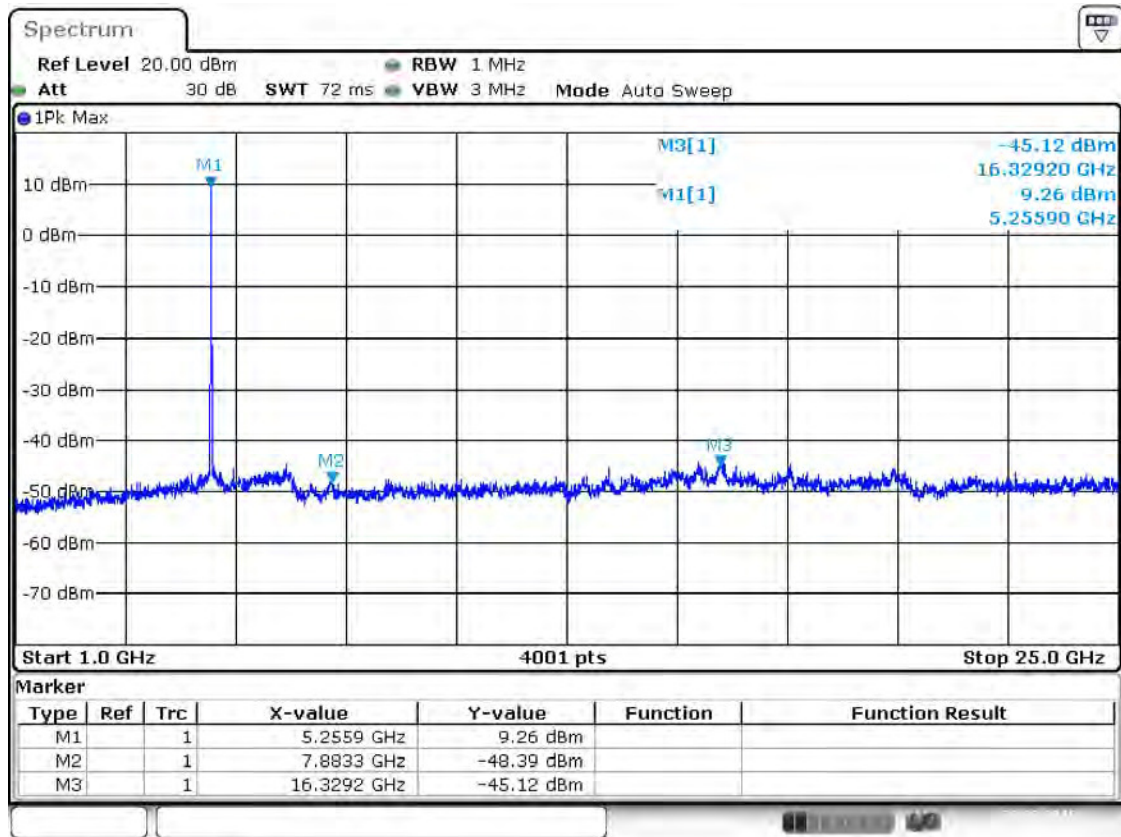
Note 3: Average measurement was not performed if peak level went lower than the average limit.

Note 4: The harmonic (2th ,3th , 4th,...etc.) and other spurious are not reported, because those levels are lower than average limit line and background noise

Band II 11a CH52										
Frequency (MHz)	Value (dBm)	Ground Reflection Factor (dB)	D (m)	Max gain (dBi)	Detector	E (dBμV/m)	Limit (dBμV/m)	Margin (dB)	Remark	Verdict
7883.3	-48.39	0	3	6.4	PK	53.27	90.92	37.65	Note 2	PASS
	N/A		3	6.4	AV	N/A	70.92	N/A	Note 3	PASS
16329.2	-45.12	0	3	6.4	PK	56.54	90.92	34.38	Note 2	PASS
	N/A		3	6.4	AV	N/A	70.92	N/A	Note 3	PASS
5255.9	9.26	0	3	6.4	PK	110.92	N/A	N/A	Note 1	N/A
	-15.59		3	6.4	AV	86.07	N/A	N/A		N/A

Test Plots

Band II 11a CH52, SPURIOUS 1 GHz ~ 25 GHz



Date: 22.FEB.2016 16:42:10

The EIRP based on the measured conducted power, the upper bound on antenna gain for a device with a single RF output shall be selected as the maximum in-band gain of the antenna across all operating bands, or 2dBi, whichever is greater.

And the maximum in-band gain of the antenna is 6.4 dBi.

Note 1: The frequency is fundamental signal which can be ignored.

Note 2: Which frequency is not within a restricted band, and its limit line is 20dB below the highest emission level.

Note 3: Average measurement was not performed if peak level went lower than the average limit.

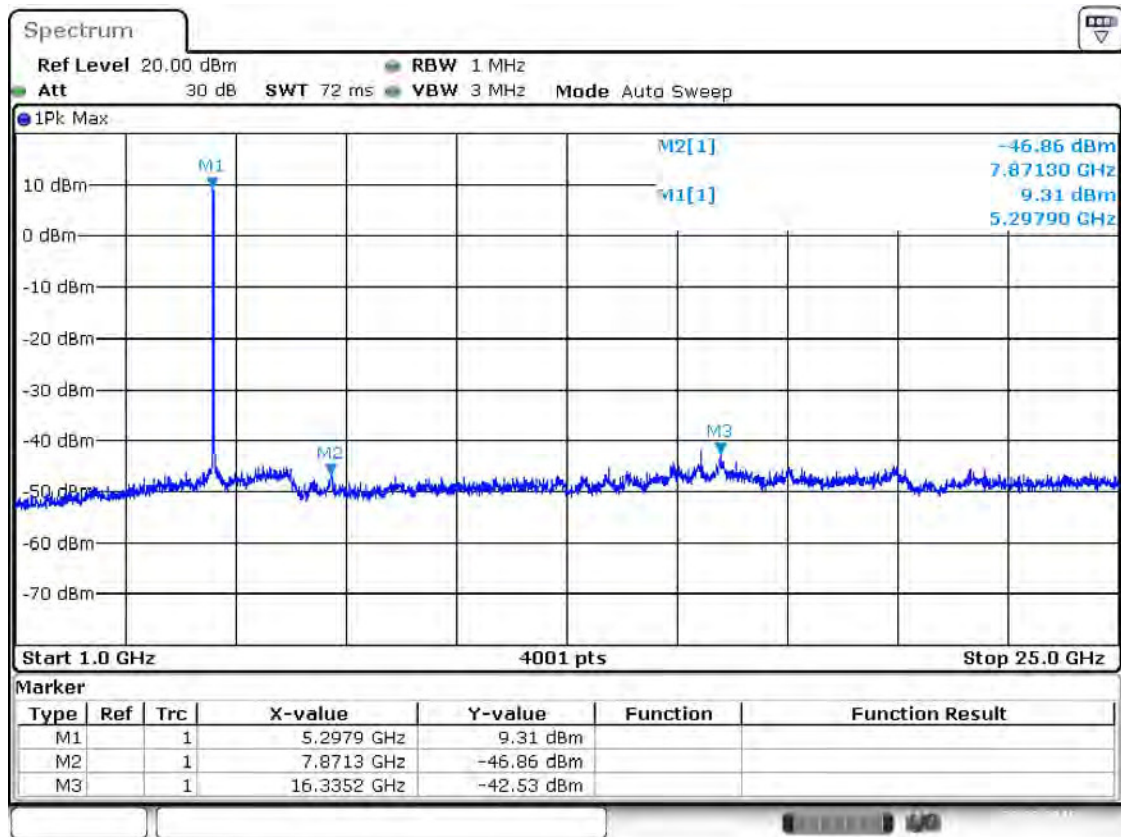
Note 4: The harmonic (2th ,3th , 4th,...etc.) and other spurious are not reported, because those levels are lower than average limit line and background noise

Band II 11a CH56

Frequency (MHz)	Value (dBm)	Ground Reflection Factor (dB)	D (m)	Max gain (dBi)	Detector	E (dBμV/m)	Limit (dBμV/m)	Margin (dB)	Remark	Verdict
7871.3	-46.86	0	3	6.4	PK	54.80	90.97	36.17	Note 2	PASS
	N/A		3	6.4	AV	N/A	70.97	N/A	Note 3	PASS
16335.2	-42.53	0	3	6.4	PK	59.13	90.97	31.84	Note 2	PASS
	N/A		3	6.4	AV	N/A	70.97	N/A	Note 3	PASS
5297.9	9.31	0	3	6.4	PK	110.97	N/A	N/A	Note 1	N/A
	-15.54		3	6.4	AV	86.12	N/A	N/A		N/A

Test Plots

Band II 11a CH60, SPURIOUS 1 GHz ~ 25 GHz



Date: 22.FEB.2016 16:43:45

The EIRP based on the measured conducted power, the upper bound on antenna gain for a device with a single RF output shall be selected as the maximum in-band gain of the antenna across all operating bands, or 2dBi, whichever is greater.

And the maximum in-band gain of the antenna is 6.4 dBi.

Note 1: The frequency is fundamental signal which can be ignored.

Note 2: Which frequency is not within a restricted band, and its limit line is 20dB below the highest emission level.

Note 3: Average measurement was not performed if peak level went lower than the average limit.

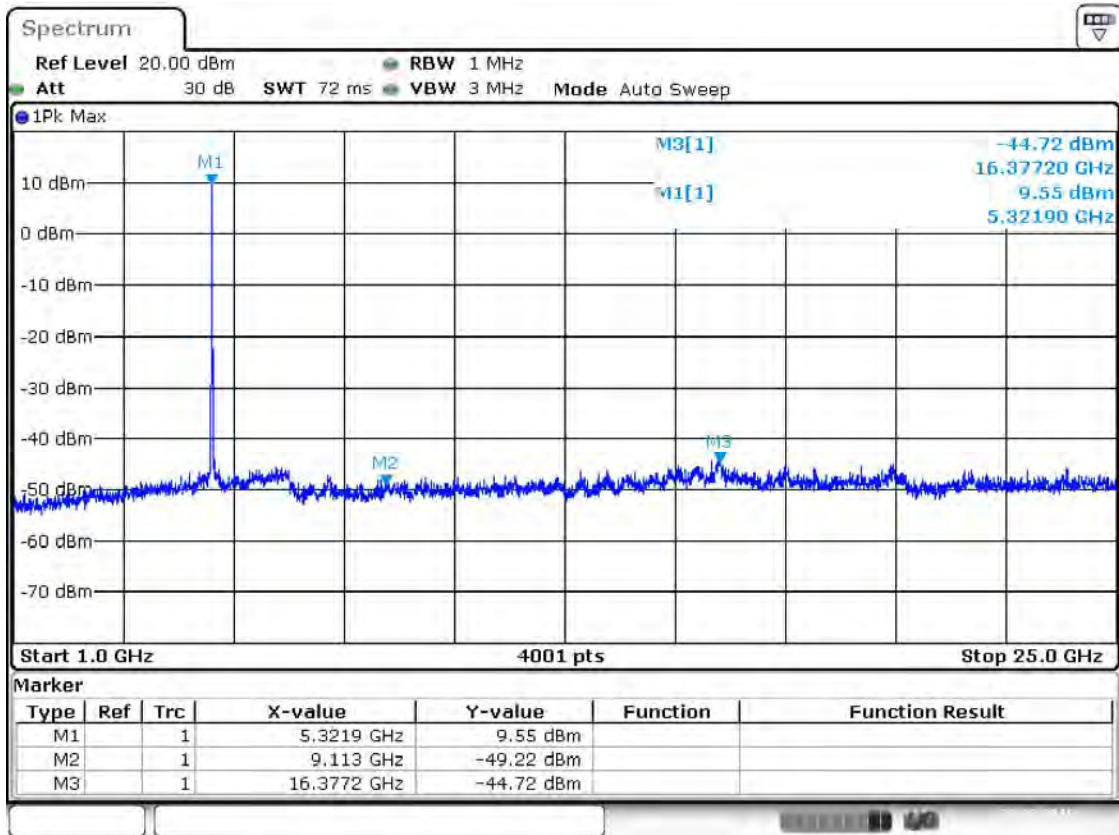
Note 4: The harmonic (2th ,3th , 4th,...etc.) and other spurious are not reported, because those levels are lower than average limit line and background noise

Band II 11a CH64

Frequency (MHz)	Value (dBm)	Ground Reflection Factor (dB)	D (m)	Max gain (dBi)	Detector	E (dBμV/m)	Limit (dBμV/m)	Margin (dB)	Remark	Verdict
9113	-49.22	0	3	6.4	PK	52.44	74.00	21.56	--	PASS
	N/A		3	6.4	AV	N/A	54.00	N/A	Note 3	PASS
16377.2	-44.72	0	3	6.4	PK	56.94	91.21	34.27	Note 2	PASS
	N/A		3	6.4	AV	N/A	71.21	N/A	Note 3	PASS
5321.9	9.55	0	3	6.4	PK	111.21	N/A	N/A	Note 1	N/A
	-15.30		3	6.4	AV	86.36	N/A	N/A		N/A

Test Plots

Band II 11a CH64, SPURIOUS 1 GHz ~ 25 GHz



Date: 22.FEB.2016 16:45:55

The EIRP based on the measured conducted power, the upper bound on antenna gain for a device with a single RF output shall be selected as the maximum in-band gain of the antenna across all operating bands, or 2dBi, whichever is greater.

And the maximum in-band gain of the antenna is 6.4 dBi.

Note 1: The frequency is fundamental signal which can be ignored.

Note 2: Which frequency is not within a restricted band, and its limit line is 20dB below the highest emission level.

Note 3: Average measurement was not performed if peak level went lower than the average limit.

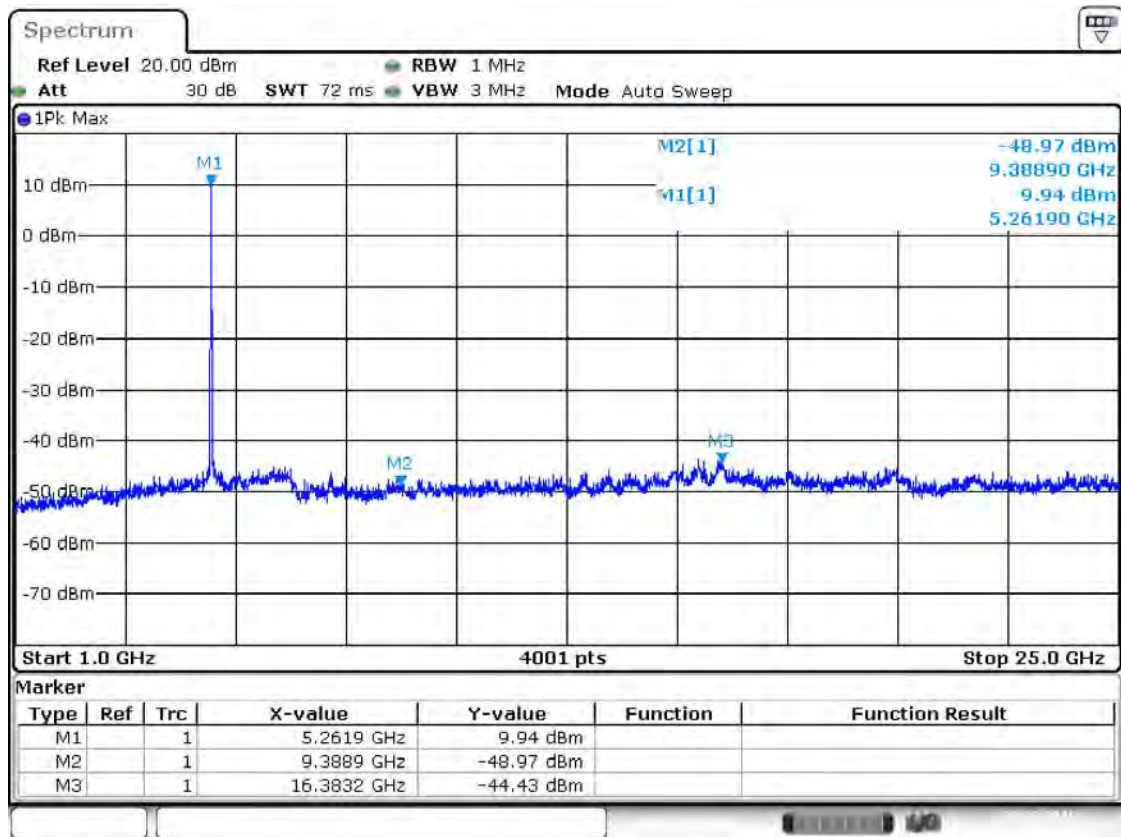
Note 4: The harmonic (2th ,3th , 4th,...etc.) and other spurious are not reported, because those levels are lower than average limit line and background noise

Band II 11n(HT20) CH52

Frequency (MHz)	Value (dBm)	Ground Reflection Factor (dB)	D (m)	Max gain (dBi)	Detector	E (dBμV/m)	Limit (dBμV/m)	Margin (dB)	Remark	Verdict
9388.9	-48.97	0	3	6.4	PK	52.69	74.00	21.31	--	PASS
	N/A		3	6.4	AV	N/A	54.00	N/A	Note 3	PASS
16383.2	-44.43	0	3	6.4	PK	57.23	91.60	34.37	Note 2	PASS
	N/A		3	6.4	AV	N/A	71.60	N/A	Note 3	PASS
5261.9	9.94	0	3	6.4	PK	111.60	N/A	N/A	Note 1	N/A
	-14.91		3	6.4	AV	86.75	N/A	N/A		N/A

Test Plots

Band II 11n(HT20) CH52, SPURIOUS 1 GHz ~ 25 GHz



Date: 22.FEB.2016 17:13:16

The EIRP based on the measured conducted power, the upper bound on antenna gain for a device with a single RF output shall be selected as the maximum in-band gain of the antenna across all operating bands, or 2dBi, whichever is greater.

And the maximum in-band gain of the antenna is 6.4 dBi.

Note 1: The frequency is fundamental signal which can be ignored.

Note 2: Which frequency is not within a restricted band, and its limit line is 20dB below the highest emission level.

Note 3: Average measurement was not performed if peak level went lower than the average limit.

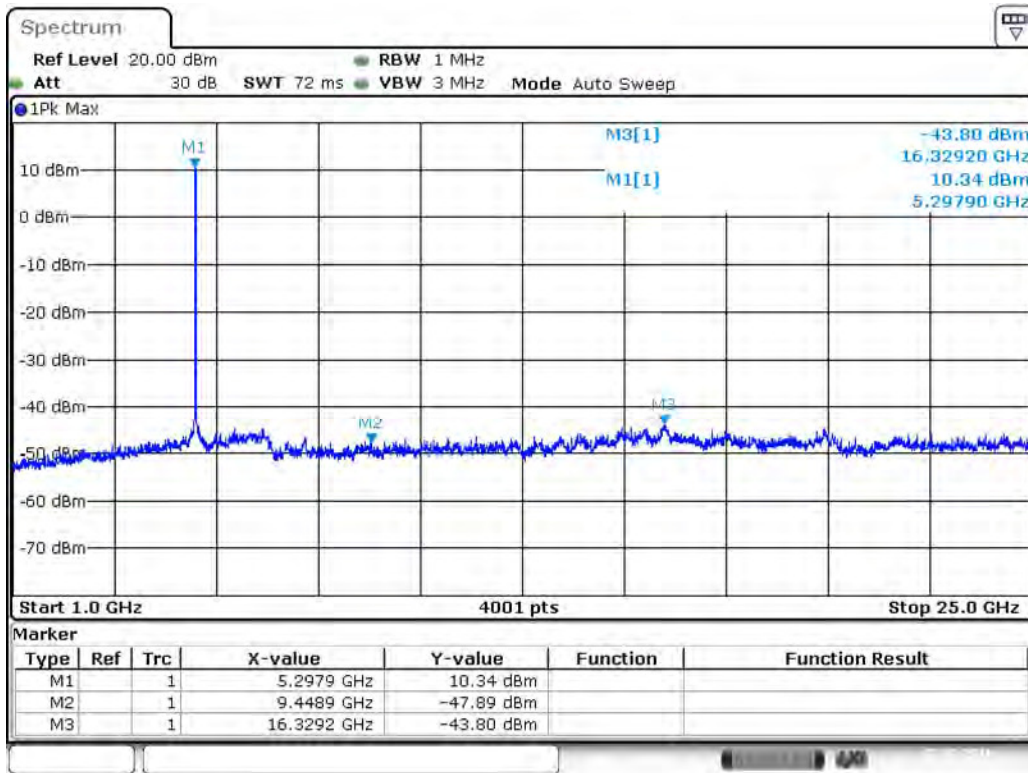
Note 4: The harmonic (2th ,3th , 4th,...etc.) and other spurious are not reported, because those levels are lower than average limit line and background noise

Band II 11n(HT20) CH60

Frequency (MHz)	Value (dBm)	Ground Reflection Factor (dB)	D (m)	Max gain (dBi)	Detector	E (dBμV/m)	Limit (dBμV/m)	Margin (dB)	Remark	Verdict
9448.9	-47.89	0	3	6.4	PK	53.77	74.00	20.23	--	PASS
	N/A		3	6.4	AV	N/A	54.00	N/A	Note 3	PASS
16329.2	-43.8	0	3	6.4	PK	57.86	92.00	34.14	Note 2	PASS
	N/A		3	6.4	AV	N/A	72.00	N/A	Note 3	PASS
5297.9	10.34	0	3	6.4	PK	112.00	N/A	N/A	Note 1	N/A
	-14.51		3	6.4	AV	87.15	N/A	N/A		N/A

Test Plots

Band II 11n(HT20) CH60, SPURIOUS 1 GHz ~ 25 GHz



Date: 22 FEB.2016 17:14:23

The EIRP based on the measured conducted power, the upper bound on antenna gain for a device with a single RF output shall be selected as the maximum in-band gain of the antenna across all operating bands, or 2dBi, whichever is greater.

And the maximum in-band gain of the antenna is 6.4 dBi.

Note 1: The frequency is fundamental signal which can be ignored.

Note 2: Which frequency is not within a restricted band, and its limit line is 20dB below the highest emission level.

Note 3: Average measurement was not performed if peak level went lower than the average limit.

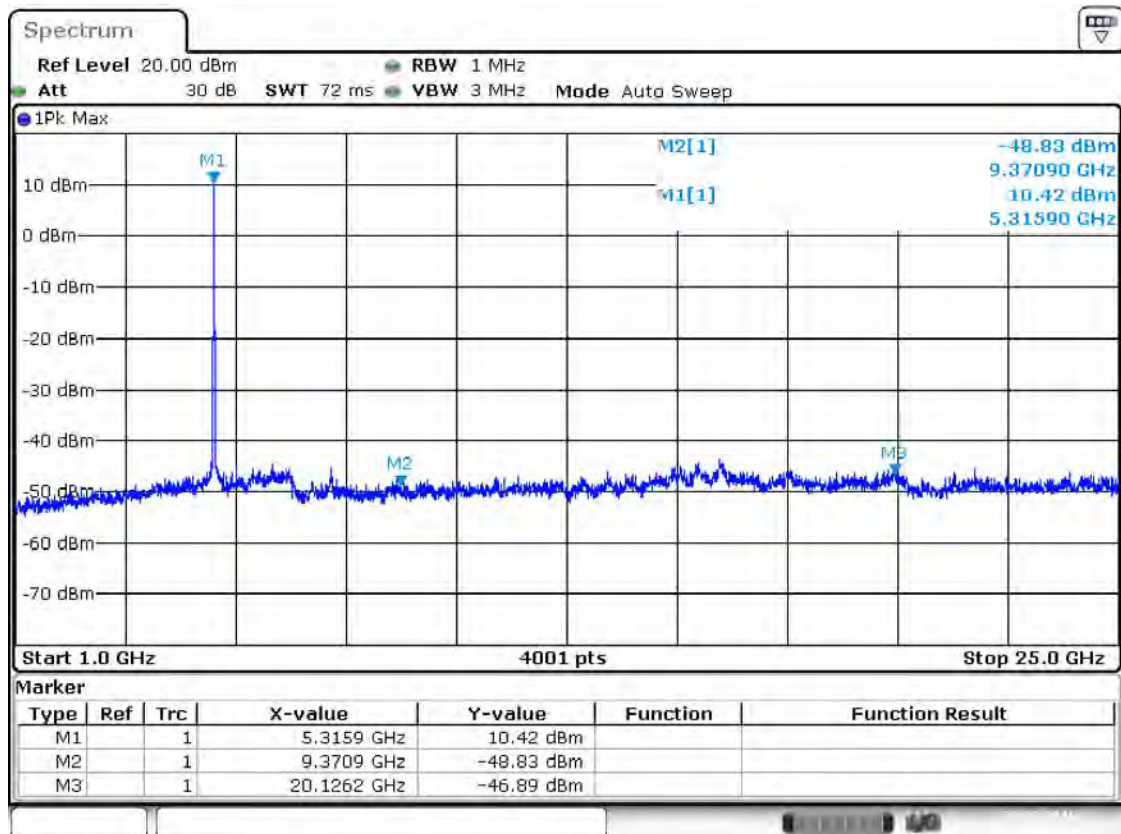
Note 4: The harmonic (2th ,3th , 4th,...etc.) and other spurious are not reported, because those levels are lower than average limit line and background noise

Band II 11n(HT20) CH64

Frequency (MHz)	Value (dBm)	Ground Reflection Factor (dB)	D (m)	Max gain (dBi)	Detector	E (dBµV/m)	Limit (dBµV/m)	Margin (dB)	Remark	Verdict
9370.9	-48.83	0	3	6.4	PK	52.83	74.00	21.17	--	PASS
	N/A		3	6.4	AV	N/A	54.00	N/A	Note 3	PASS
20126.2	-46.89	0	3	6.4	PK	54.77	74.00	19.23	--	PASS
	N/A		3	6.4	AV	N/A	54.00	N/A	Note 3	PASS
5315.9	10.42	0	3	6.4	PK	112.08	N/A	N/A	Note 1	N/A
	-14.43		3	6.4	AV	87.23	N/A	N/A		N/A

Test Plots

Band II 11n(HT20) CH64, SPURIOUS 1 GHz ~ 25 GHz



Date: 22.FEB.2016 17:16:03

The EIRP based on the measured conducted power, the upper bound on antenna gain for a device with a single RF output shall be selected as the maximum in-band gain of the antenna across all operating bands, or 2dBi, whichever is greater.

And the maximum in-band gain of the antenna is 6.4 dBi.

Note 1: The frequency is fundamental signal which can be ignored.

Note 2: Which frequency is not within a restricted band, and its limit line is 20dB below the highest emission level.

Note 3: Average measurement was not performed if peak level went lower than the average limit.

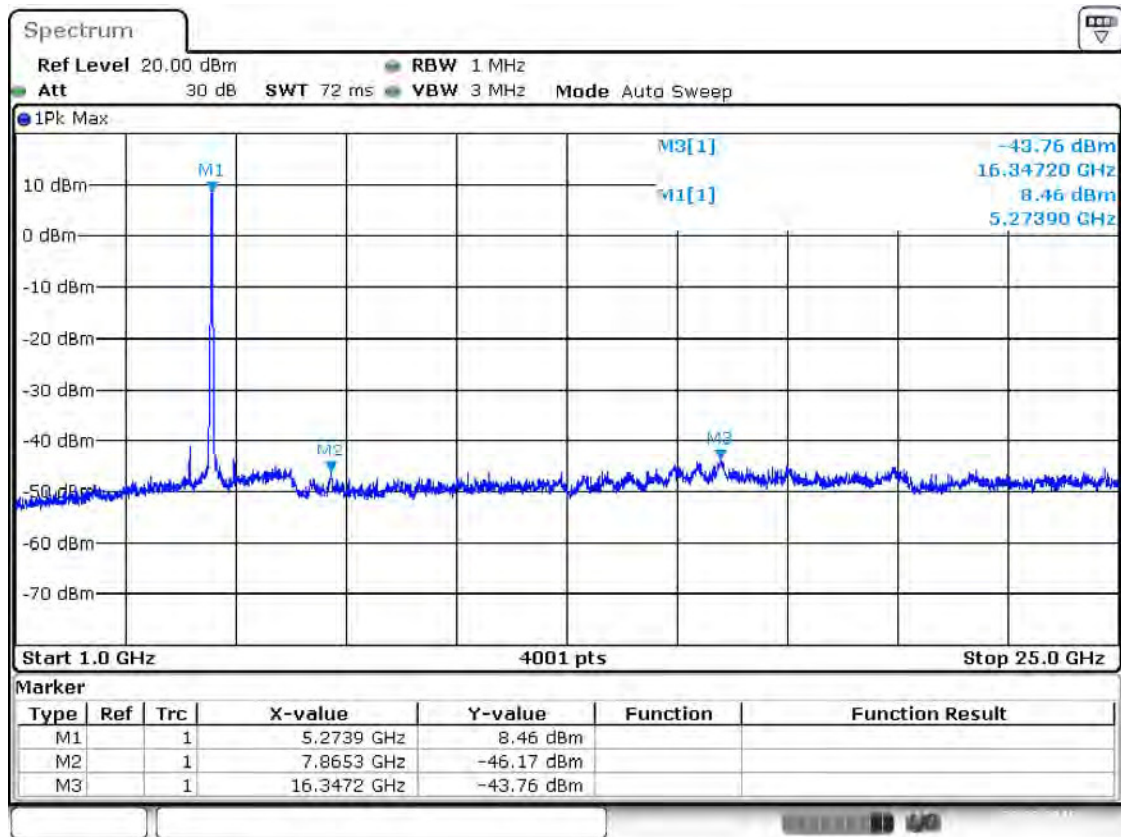
Note 4: The harmonic (2th ,3th , 4th,...etc.) and other spurious are not reported, because those levels are lower than average limit line and background noise

Band II 11n(HT40) CH54

Frequency (MHz)	Value (dBm)	Ground Reflection Factor (dB)	D (m)	Max gain (dBi)	Detector	E (dBμV/m)	Limit (dBμV/m)	Margin (dB)	Remark	Verdict
7863.5	-46.17	0	3	6.4	PK	55.49	90.12	34.63	Note 2	PASS
	N/A		3	6.4	AV	N/A	70.12	N/A	Note 3	PASS
16347.2	-43.76	0	3	6.4	PK	57.90	90.12	32.22	Note 2	PASS
	N/A		3	6.4	AV	N/A	70.12	N/A	Note 3	PASS
5273.9	8.46	0	3	6.4	PK	110.12	N/A	N/A	Note 1	N/A
	-16.39		3	6.4	AV	85.27	N/A	N/A		N/A

Test Plots

Band II 11n(HT40) CH54, SPURIOUS 1 GHz ~ 25 GHz



Date: 22.FEB.2016 17:33:51

The EIRP based on the measured conducted power, the upper bound on antenna gain for a device with a single RF output shall be selected as the maximum in-band gain of the antenna across all operating bands, or 2dBi, whichever is greater.

And the maximum in-band gain of the antenna is 6.4 dBi.

Note 1: The frequency is fundamental signal which can be ignored.

Note 2: Which frequency is not within a restricted band, and its limit line is 20dB below the highest emission level.

Note 3: Average measurement was not performed if peak level went lower than the average limit.

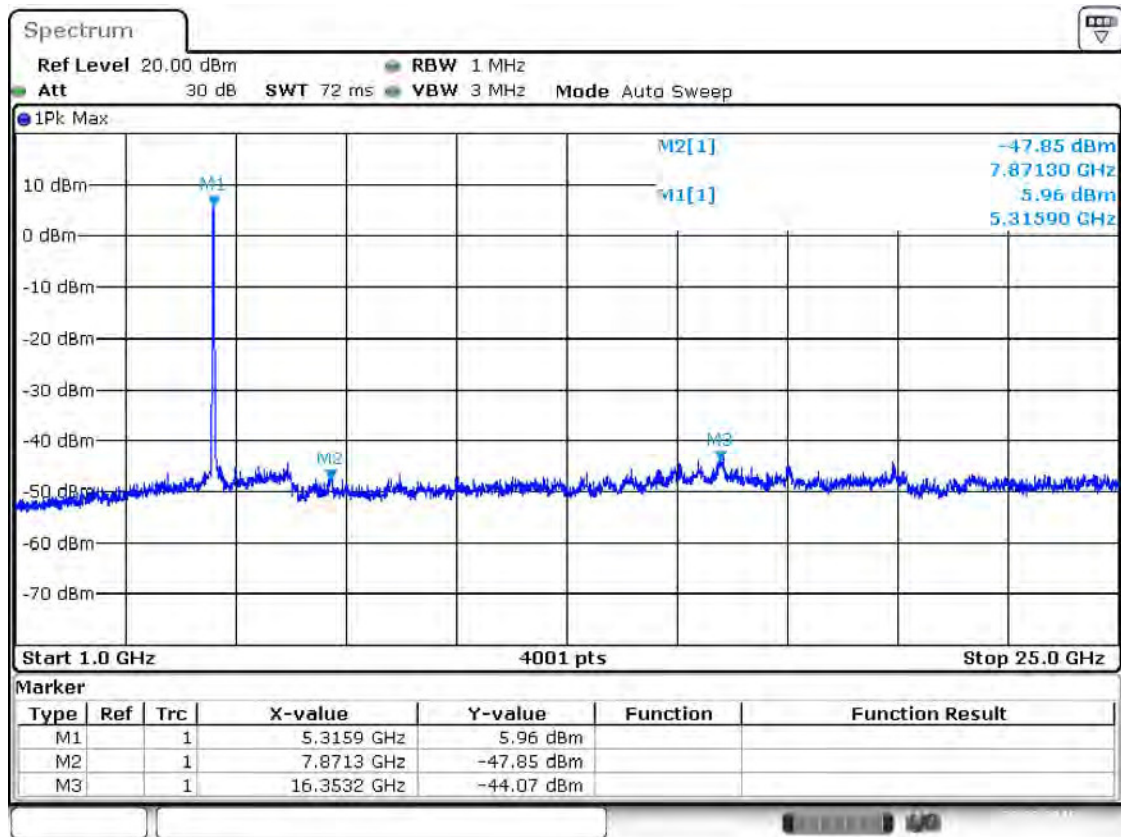
Note 4: The harmonic (2th ,3th , 4th,...etc.) and other spurious are not reported, because those levels are lower than average limit line and background noise

Band II 11n(HT40) CH62

Frequency (MHz)	Value (dBm)	Ground Reflection Factor (dB)	D (m)	Max gain (dBi)	Detector	E (dBμV/m)	Limit (dBμV/m)	Margin (dB)	Remark	Verdict
7871.3	-47.85	0	3	6.4	PK	53.81	87.62	33.81	Note 2	PASS
	N/A		3	6.4	AV	N/A	67.62	N/A	Note 3	PASS
16353.2	-44.07	0	3	6.4	PK	57.59	87.62	30.03	Note 2	PASS
	N/A		3	6.4	AV	N/A	67.62	N/A	Note 3	PASS
5315.9	5.96	0	3	6.4	PK	107.62	N/A	N/A	Note 1	N/A
	-18.89		3	6.4	AV	82.77	N/A	N/A		N/A

Test Plots

Band II 11n(HT40) CH62, SPURIOUS 1 GHz ~ 25 GHz



Date: 22.FEB.2016 17:39:06

The EIRP based on the measured conducted power, the upper bound on antenna gain for a device with a single RF output shall be selected as the maximum in-band gain of the antenna across all operating bands, or 2dBi, whichever is greater.

And the maximum in-band gain of the antenna is 6.4dBi.

Note 1: The frequency is fundamental signal which can be ignored.

Note 2: Which frequency is not within a restricted band, and its limit line is 20dB below the highest emission level.

Note 3: Average measurement was not performed if peak level went lower than the average limit.

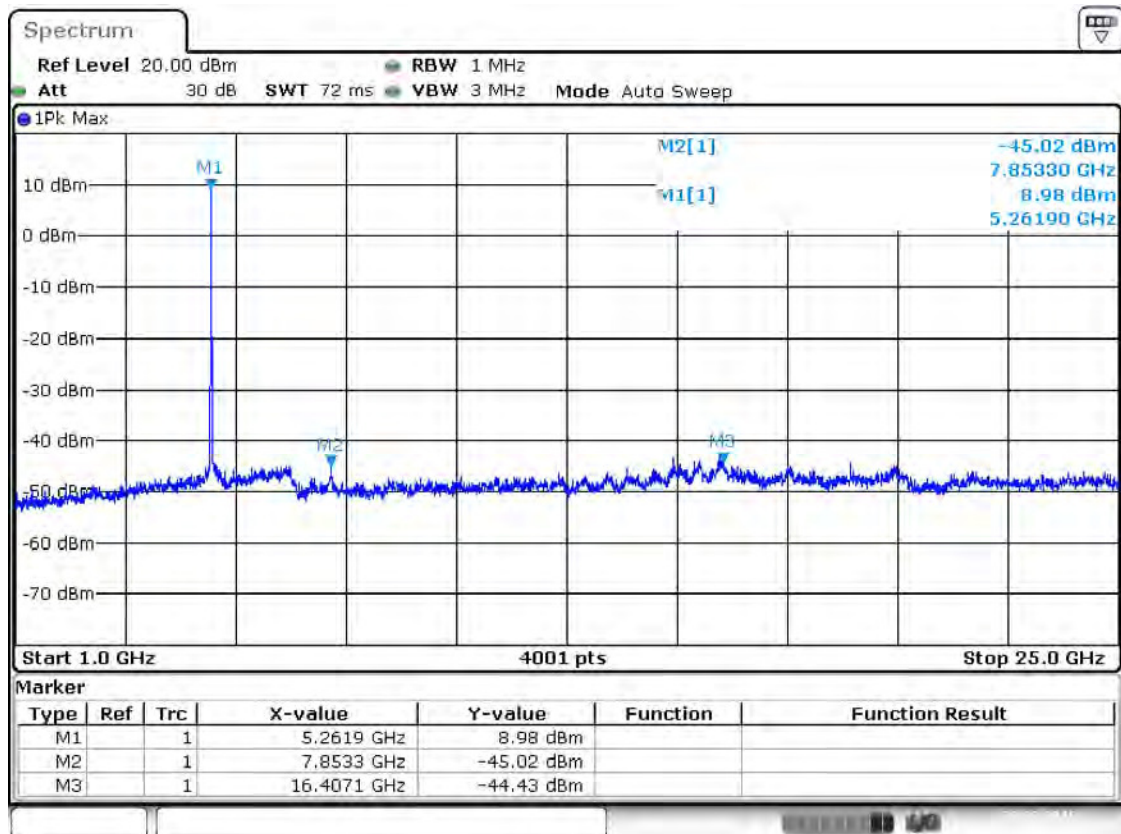
Note 4: The harmonic (2th ,3th , 4th,...etc.) and other spurious are not reported, because those levels are lower than average limit line and background noise

Band II 11ac(HT20) CH52

Frequency (MHz)	Value (dBm)	Ground Reflection Factor (dB)	D (m)	Max gain (dBi)	Detector	E (dBμV/m)	Limit (dBμV/m)	Margin (dB)	Remark	Verdict
7853.3	-45.02	0	3	6.4	PK	56.64	90.64	34.00	Note 2	PASS
	N/A		3	6.4	AV	N/A	70.64	N/A	Note 3	PASS
16407.1	-44.43	0	3	6.4	PK	57.23	90.64	33.41	Note 2	PASS
	N/A		3	6.4	AV	N/A	70.64	N/A	Note 3	PASS
5261.9	8.98	0	3	6.4	PK	110.64	N/A	N/A	Note 1	N/A
	-15.87		3	6.4	AV	85.79	N/A	N/A		N/A

Test Plots

Band II 11ac(HT20) CH52, SPURIOUS 1 GHz ~ 25 GHz



Date: 22.FEB.2016 18:30:33

The EIRP based on the measured conducted power, the upper bound on antenna gain for a device with a single RF output shall be selected as the maximum in-band gain of the antenna across all operating bands, or 2dBi, whichever is greater.

And the maximum in-band gain of the antenna is 6.4 dBi.

Note 1: The frequency is fundamental signal which can be ignored.

Note 2: Which frequency is not within a restricted band, and its limit line is 20dB below the highest emission level.

Note 3: Average measurement was not performed if peak level went lower than the average limit.

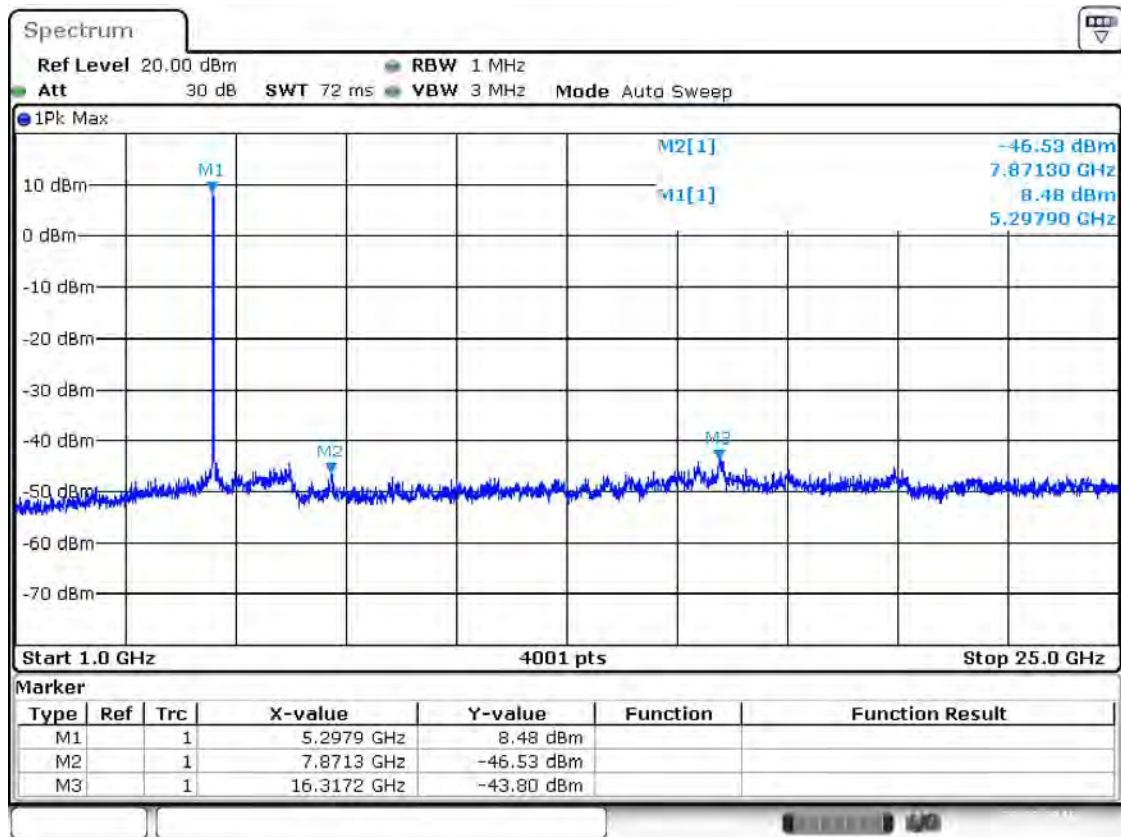
Note 4: The harmonic (2th ,3th , 4th,...etc.) and other spurious are not reported, because those levels are lower than average limit line and background noise

Band II 11ac(HT20) CH56

Frequency (MHz)	Value (dBm)	Ground Reflection Factor (dB)	D (m)	Max gain (dBi)	Detector	E (dBμV/m)	Limit (dBμV/m)	Margin (dB)	Remark	Verdict
7871.3	-46.53	0	3	6.4	PK	55.13	90.14	35.01	Note 2	PASS
	N/A		3	6.4	AV	N/A	70.14	N/A	Note 3	PASS
16317.2	-43.8	0	3	6.4	PK	57.86	90.14	32.28	Note 2	PASS
	N/A		3	6.4	AV	N/A	70.14	N/A	Note 3	PASS
5297.9	8.48	0	3	6.4	PK	110.14	N/A	N/A	Note 1	N/A
	-16.37		3	6.4	AV	85.29	N/A	N/A		N/A

Test Plots

Band II 11ac(HT20) CH60, SPURIOUS 1 GHz ~ 25 GHz



Date: 22.FEB.2016 18:33:13

The EIRP based on the measured conducted power, the upper bound on antenna gain for a device with a single RF output shall be selected as the maximum in-band gain of the antenna across all operating bands, or 2dBi, whichever is greater.

And the maximum in-band gain of the antenna is 6.4dBi.

Note 1: The frequency is fundamental signal which can be ignored.

Note 2: Which frequency is not within a restricted band, and its limit line is 20dB below the highest emission level.

Note 3: Average measurement was not performed if peak level went lower than the average limit.

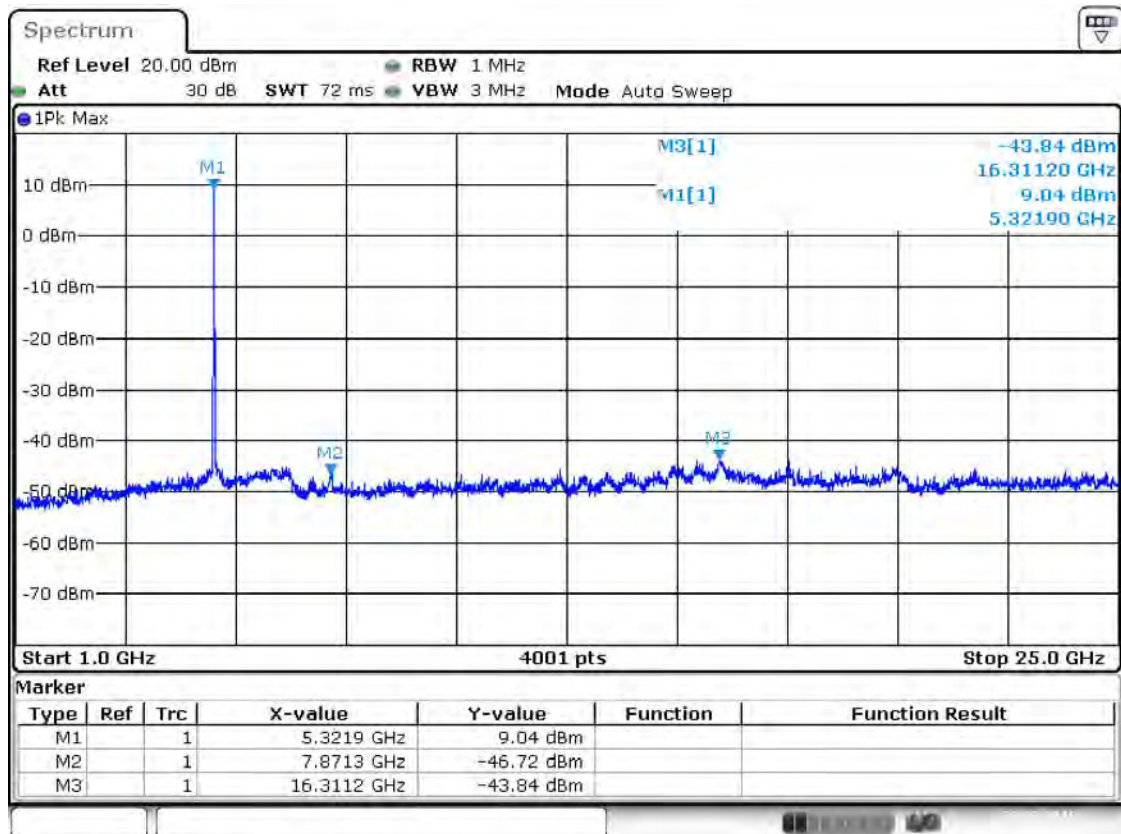
Note 4: The harmonic (2th ,3th , 4th,...etc.) and other spurious are not reported, because those levels are lower than average limit line and background noise

Band II 11ac(HT20) CH64

Frequency (MHz)	Value (dBm)	Ground Reflection Factor (dB)	D (m)	Max gain (dBi)	Detector	E (dBμV/m)	Limit (dBμV/m)	Margin (dB)	Remark	Verdict
7871.3	-46.72	0	3	6.4	PK	54.94	90.70	35.76	Note 2	PASS
	N/A		3	6.4	AV	N/A	70.70	N/A	Note 3	PASS
16311.2	-43.84	0	3	6.4	PK	57.82	90.70	32.88	Note 2	PASS
	N/A		3	6.4	AV	N/A	70.70	N/A	Note 3	PASS
5321.9	9.04	0	3	6.4	PK	110.70	N/A	N/A	Note 1	N/A
	-15.81		3	6.4	AV	85.85	N/A	N/A		N/A

Test Plots

Band II 11ac(HT20) CH64, SPURIOUS 1 GHz ~ 25 GHz



Date: 22.FEB.2016 18:34:09

The EIRP based on the measured conducted power, the upper bound on antenna gain for a device with a single RF output shall be selected as the maximum in-band gain of the antenna across all operating bands, or 2dBi, whichever is greater.

And the maximum in-band gain of the antenna is 6.4 dBi.

Note 1: The frequency is fundamental signal which can be ignored.

Note 2: Which frequency is not within a restricted band, and its limit line is 20dB below the highest emission level.

Note 3: Average measurement was not performed if peak level went lower than the average limit.

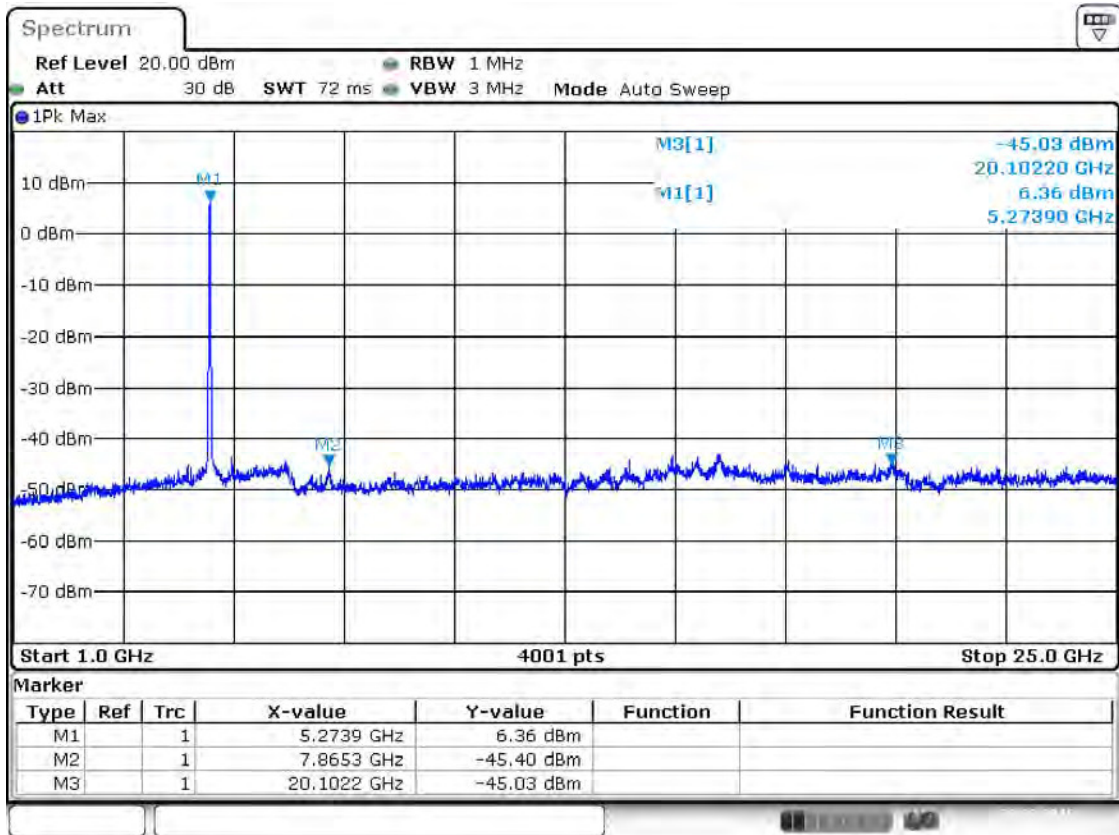
Note 4: The harmonic (2th ,3th , 4th,...etc.) and other spurious are not reported, because those levels are lower than average limit line and background noise

Band II 11ac(HT40) CH54

Frequency (MHz)	Value (dBm)	Ground Reflection Factor (dB)	D (m)	Max gain (dBi)	Detector	E (dBμV/m)	Limit (dBμV/m)	Margin (dB)	Remark	Verdict
7865.3	-45.4	0	3	6.4	PK	56.26	88.02	31.76	Note 2	PASS
	N/A		3	6.4	AV	N/A	68.02	N/A	Note 3	PASS
20102.2	-45.03	0	3	6.4	PK	56.63	74.00	17.37	--	PASS
	N/A		3	6.4	AV	N/A	54.00	N/A	Note 3	PASS
5273.9	6.36	0	3	6.4	PK	108.02	N/A	N/A	Note 1	N/A
	-18.49		3	6.4	AV	83.17	N/A	N/A		N/A

Test Plots

Band II 11ac(HT40) CH54, SPURIOUS 1 GHz ~ 25 GHz



Date: 22.FEB.2016 18:57:43

The EIRP based on the measured conducted power, the upper bound on antenna gain for a device with a single RF output shall be selected as the maximum in-band gain of the antenna across all operating bands, or 2dBi, whichever is greater.

And the maximum in-band gain of the antenna is 6.4 dBi.

Note 1: The frequency is fundamental signal which can be ignored.

Note 2: Which frequency is not within a restricted band, and its limit line is 20dB below the highest emission level.

Note 3: Average measurement was not performed if peak level went lower than the average limit.

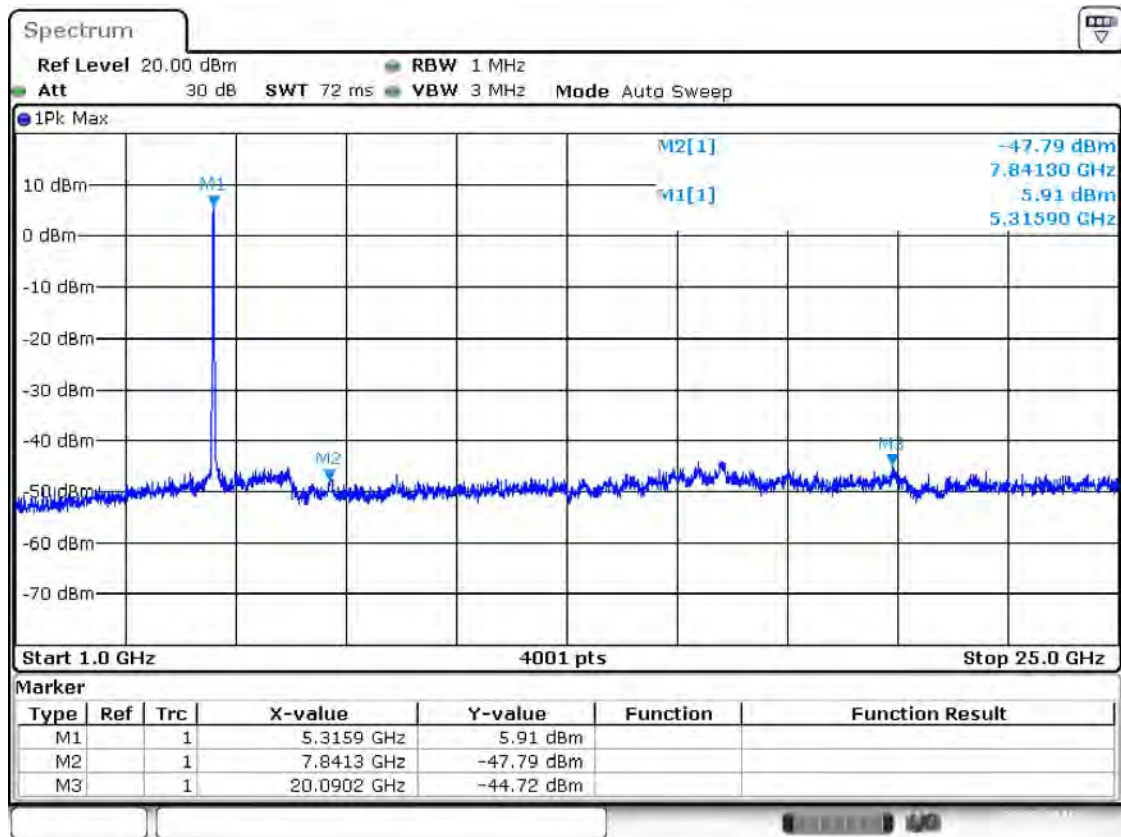
Note 4: The harmonic (2th ,3th , 4th,...etc.) and other spurious are not reported, because those levels are lower than average limit line and background noise

Band II 11ac(HT40) CH62

Frequency (MHz)	Value (dBm)	Ground Reflection Factor (dB)	D (m)	Max gain (dBi)	Detector	E (dBμV/m)	Limit (dBμV/m)	Margin (dB)	Remark	Verdict
7841.3	-47.79	0	3	6.4	PK	53.87	87.57	33.70	Note 2	PASS
	N/A		3	6.4	AV	N/A	67.57	N/A	Note 3	PASS
20090.2	-44.72	0	3	6.4	PK	56.94	74.00	17.06	--	PASS
	N/A		3	6.4	AV	N/A	54.00	N/A	Note 3	PASS
5315.9	5.91	0	3	6.4	PK	107.57	N/A	N/A	Note 1	N/A
	-18.94		3	6.4	AV	82.72	N/A	N/A		N/A

Test Plots

Band II 11ac(HT40) CH62, SPURIOUS 1 GHz ~ 25 GHz



Date: 22.FEB.2016 18:59:20

The EIRP based on the measured conducted power, the upper bound on antenna gain for a device with a single RF output shall be selected as the maximum in-band gain of the antenna across all operating bands, or 2dBi, whichever is greater.

And the maximum in-band gain of the antenna is 6.4 dBi.

Note 1: The frequency is fundamental signal which can be ignored.

Note 2: Which frequency is not within a restricted band, and its limit line is 20dB below the highest emission level.

Note 3: Average measurement was not performed if peak level went lower than the average limit.

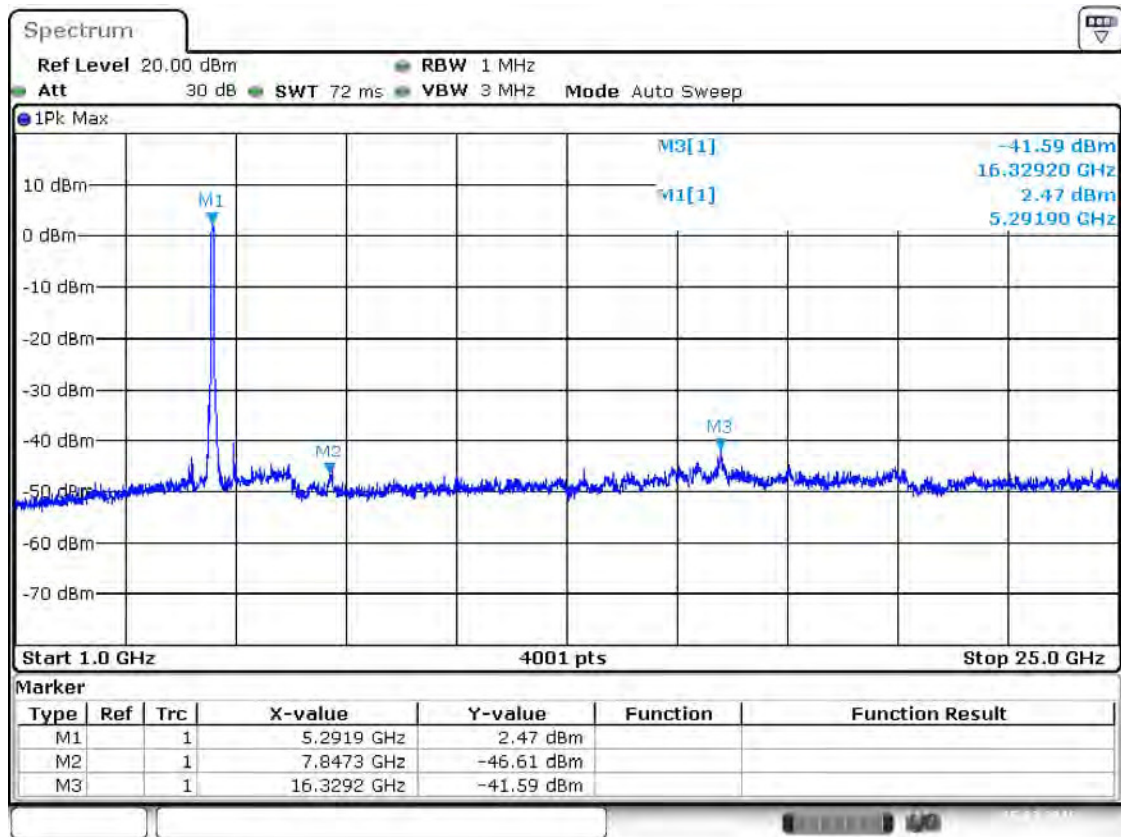
Note 4: The harmonic (2th ,3th , 4th,...etc.) and other spurious are not reported, because those levels are lower than average limit line and background noise

Band II 11ac(HT80) CH58

Frequency (MHz)	Value (dBm)	Ground Reflection Factor (dB)	D (m)	Max gain (dBi)	Detector	E (dBμV/m)	Limit (dBμV/m)	Margin (dB)	Remark	Verdict
7847.3	-46.61	0	3	6.4	PK	55.05	84.13	29.08	Note 2	PASS
	N/A		3	6.4	AV	N/A	64.13	N/A	Note 3	PASS
16329.2	-41.59	0	3	6.4	PK	60.07	84.13	24.06	Note 2	PASS
	N/A		3	6.4	AV	N/A	64.13	N/A	Note 3	PASS
5291.9	2.47	0	3	6.4	PK	104.13	N/A	N/A	Note 1	N/A
	-22.38		3	6.4	AV	79.28	N/A	N/A		N/A

Test Plots

Band II 11ac(HT80) CH58, SPURIOUS 1 GHz ~ 25 GHz



Date: 5.MAR.2016 14:57:07

Test Plots

The EIRP based on the measured conducted power, the upper bound on antenna gain for a device with a single RF output shall be selected as the maximum in-band gain of the antenna across all operating bands, or 2dBi, whichever is greater.

And the maximum in-band gain of the antenna is 5.3 dBi.

Note 1: The frequency is fundamental signal which can be ignored.

Note 2: Which frequency is not within a restricted band, and its limit line is 20dB below the highest emission level.

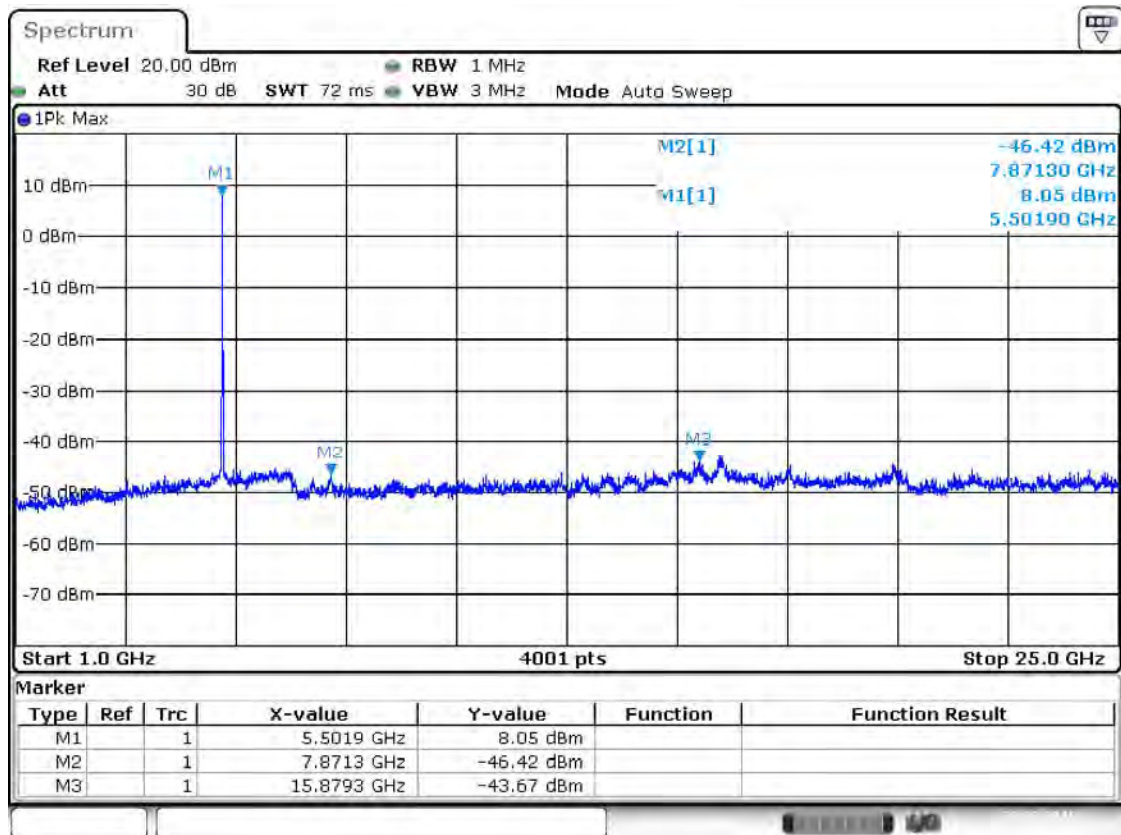
Note 3: Average measurement was not performed if peak level went lower than the average limit.

Note 4: The harmonic (2th ,3th , 4th,...etc.) and other spurious are not reported, because those levels are lower than average limit line and background noise

Band III 11a CH100

Frequency (MHz)	Value (dBm)	Ground Reflection Factor (dB)	D (m)	Max gain (dBi)	Detector	E (dBμV/m)	Limit (dBμV/m)	Margin (dB)	Remark	Verdict
7871.3	-46.42	0	3	5.3	PK	54.14	88.61	34.47	Note 2	PASS
	N/A		3	5.3	AV	N/A	68.61	N/A	Note 3	PASS
15879.3	-43.67	0	3	5.3	PK	56.89	74.00	17.11	--	PASS
	N/A		3	5.3	AV	N/A	54.00	N/A	Note 3	PASS
5501.9	8.05	0	3	5.3	PK	108.61	N/A	N/A	Note 1	N/A
	-16.80		3	5.3	AV	83.76	N/A	N/A		N/A

Band III 11a CH100, SPURIOUS 1 GHz ~ 25 GHz



Date: 22.FEB.2016 16:46:45

The EIRP based on the measured conducted power, the upper bound on antenna gain for a device with a single RF output shall be selected as the maximum in-band gain of the antenna across all operating bands, or 2dBi, whichever is greater.

And the maximum in-band gain of the antenna is 5.3 dBi.

Note 1: The frequency is fundamental signal which can be ignored.

Note 2: Which frequency is not within a restricted band, and its limit line is 20dB below the highest emission level.

Note 3: Average measurement was not performed if peak level went lower than the average limit.

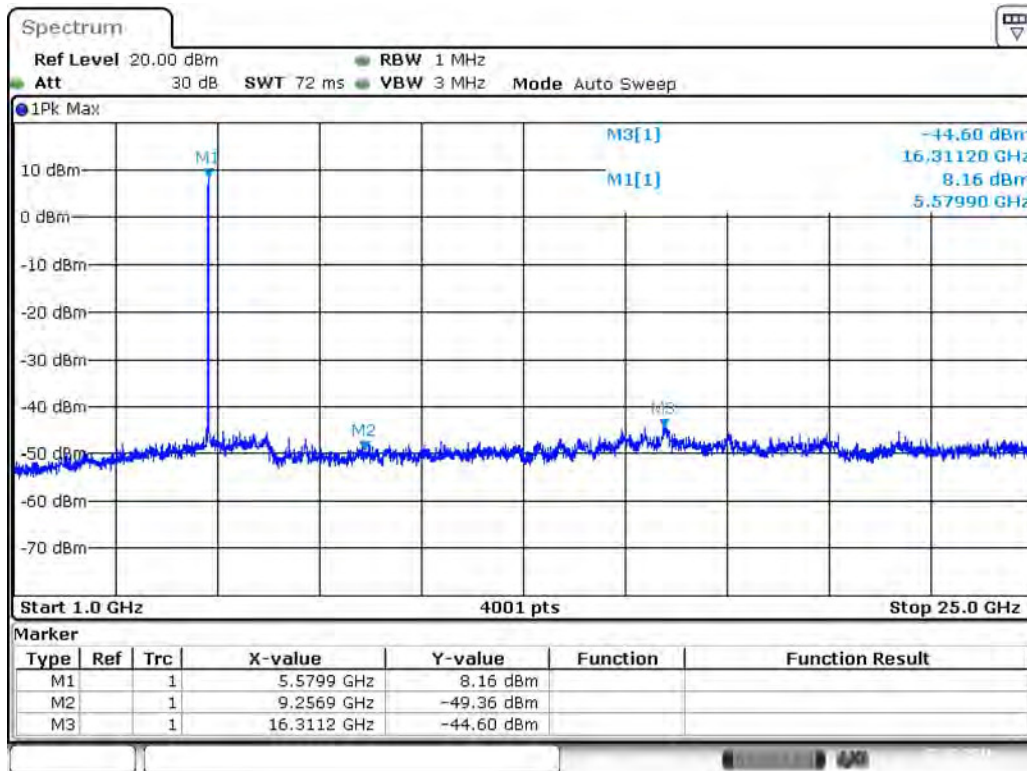
Note 4: The harmonic (2th, 3th, 4th,...etc.) and other spurious are not reported, because those levels are lower than average limit line and background noise

Band III 11a CH116

Frequency (MHz)	Value (dBm)	Ground Reflection Factor (dB)	D (m)	Max gain (dBi)	Detector	E (dBμV/m)	Limit (dBμV/m)	Margin (dB)	Remark	Verdict
9256.9	-49.36	0	3	5.3	PK	51.20	88.72	37.52	Note 2	PASS
	N/A		3	5.3	AV	N/A	68.72	N/A	Note 3	PASS
16311.2	-44.6	0	3	5.3	PK	55.96	88.72	32.76	Note 2	PASS
	N/A		3	5.3	AV	N/A	68.72	N/A	Note 3	PASS
5579.9	8.16	0	3	5.3	PK	108.72	N/A	N/A	Note 1	N/A
	-16.69		3	5.3	AV	83.87	N/A	N/A		N/A

Test Plots

Band III 11a CH116, SPURIOUS 1 GHz ~ 25 GHz



Date: 22.FEB.2016 16:49:47

The EIRP based on the measured conducted power, the upper bound on antenna gain for a device with a single RF output shall be selected as the maximum in-band gain of the antenna across all operating bands, or 2dBi, whichever is greater.

And the maximum in-band gain of the antenna is 5.3 dBi.

Note 1: The frequency is fundamental signal which can be ignored.

Note 2: Which frequency is not within a restricted band, and its limit line is 20dB below the highest emission level.

Note 3: Average measurement was not performed if peak level went lower than the average limit.

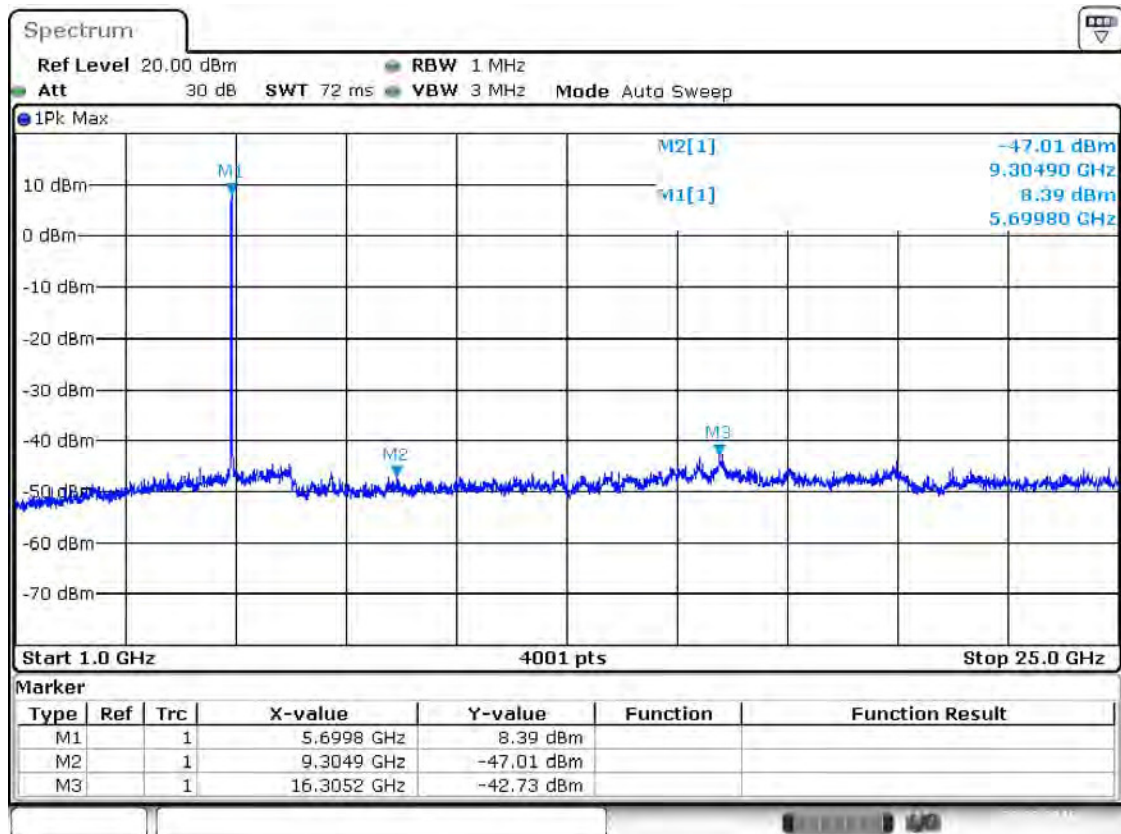
Note 4: The harmonic (2th ,3th , 4th,...etc.) and other spurious are not reported, because those levels are lower than average limit line and background noise

Band III 11a CH140

Frequency (MHz)	Value (dBm)	Ground Reflection Factor (dB)	D (m)	Max gain (dBi)	Detector	E (dBμV/m)	Limit (dBμV/m)	Margin (dB)	Remark	Verdict
9304.9	-47.01	0	3	5.3	PK	53.55	74.00	20.45	--	PASS
	N/A		3	5.3	AV	N/A	54.00	N/A	Note 3	PASS
16305.2	-42.73	0	3	5.3	PK	57.83	88.95	31.12	Note 2	PASS
	N/A		3	5.3	AV	N/A	68.95	N/A	Note 3	PASS
5699.8	8.39	0	3	5.3	PK	108.95	N/A	N/A	Note 1	N/A
	-16.46		3	5.3	AV	84.10	N/A	N/A		N/A

Test Plots

Band III 11a CH140, SPURIOUS 1 GHz ~ 25 GHz



Date: 22.FEB.2016 16:50:54

The EIRP based on the measured conducted power, the upper bound on antenna gain for a device with a single RF output shall be selected as the maximum in-band gain of the antenna across all operating bands, or 2dBi, whichever is greater.

And the maximum in-band gain of the antenna is 5.3 dBi.

Note 1: The frequency is fundamental signal which can be ignored.

Note 2: Which frequency is not within a restricted band, and its limit line is 20dB below the highest emission level.

Note 3: Average measurement was not performed if peak level went lower than the average limit.

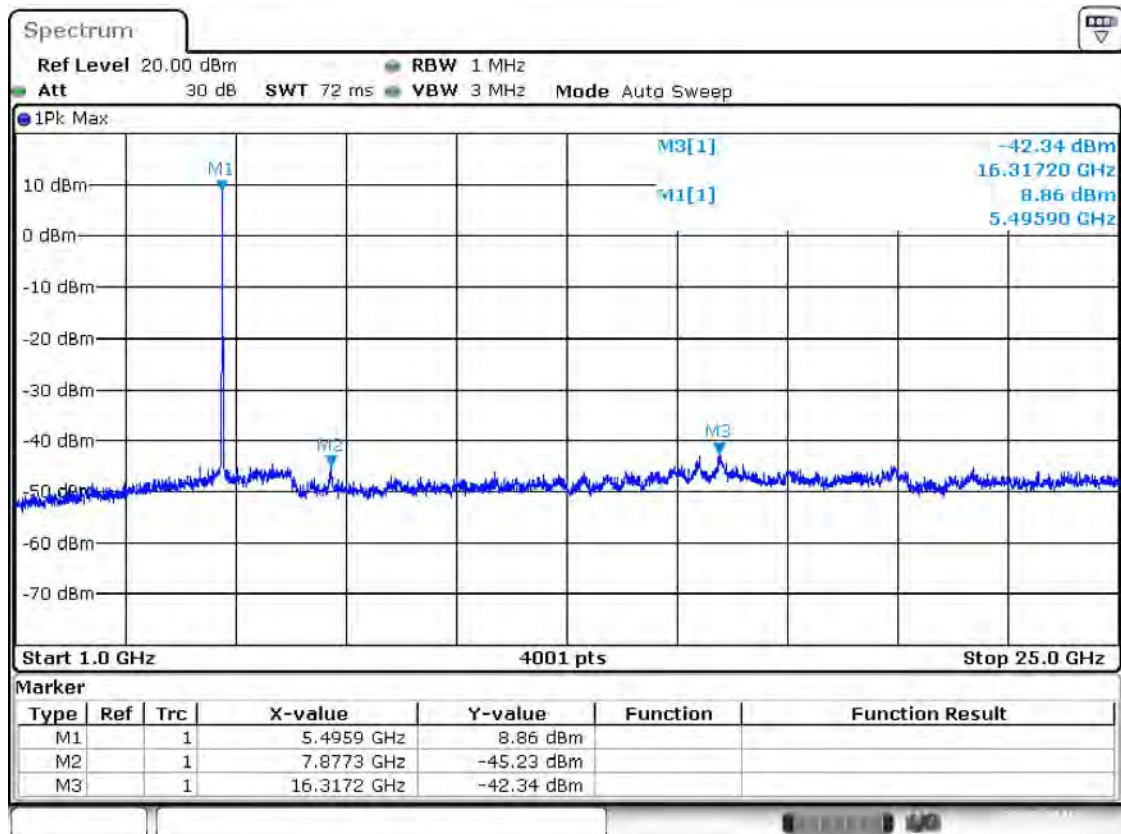
Note 4: The harmonic (3th ,4th , 5th,...etc.) and other spurious are not reported, because those levels are lower than average limit line and background noise

Band III 11n(HT20) CH100

Frequency (MHz)	Value (dBm)	Ground Reflection Factor (dB)	D (m)	Max gain (dBi)	Detector	E (dBµV/m)	Limit (dBµV/m)	Margin (dB)	Remark	Verdict
7877.3	-45.23	0	3	5.3	PK	55.33	89.42	34.09	Note 2	PASS
	N/A		3	5.3	AV	N/A	69.42	N/A	Note 3	PASS
16317.2	-42.34	0	3	5.3	PK	58.22	89.42	31.20	Note 2	PASS
	N/A		3	5.3	AV	N/A	69.42	N/A	Note 3	PASS
5495.9	8.86	0	3	5.3	PK	109.42	N/A	N/A	Note 1	N/A
	-15.99		3	5.3	AV	84.57	N/A	N/A		N/A

Test Plots

Band III 11n(HT20) CH100, SPURIOUS 1 GHz ~ 25 GHz



Date: 22.FEB.2016 17:17:10

The EIRP based on the measured conducted power, the upper bound on antenna gain for a device with a single RF output shall be selected as the maximum in-band gain of the antenna across all operating bands, or 2dBi, whichever is greater.

And the maximum in-band gain of the antenna is 5.3 dBi.

Note 1: The frequency is fundamental signal which can be ignored.

Note 2: Which frequency is not within a restricted band, and its limit line is 20dB below the highest emission level.

Note 3: Average measurement was not performed if peak level went lower than the average limit.

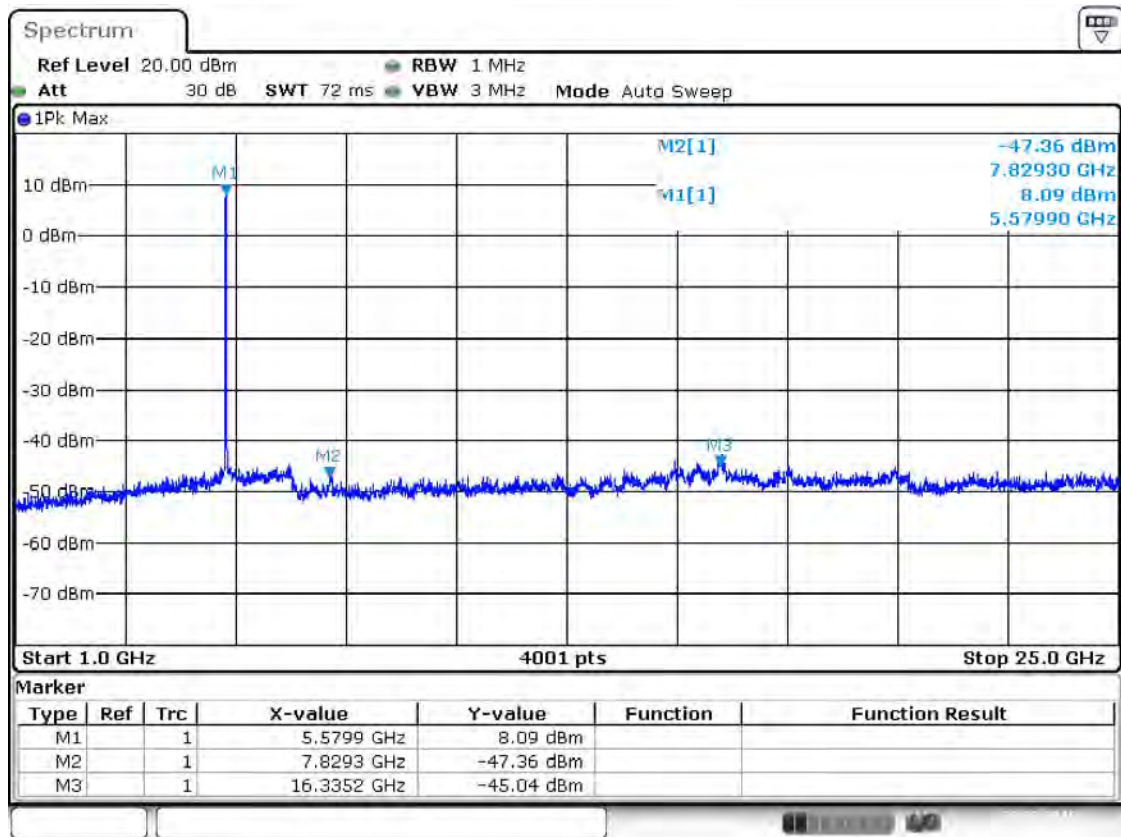
Note 4: The harmonic (2th ,3th , 4th,...etc.) and other spurious are not reported, because those levels are lower than average limit line and background noise

Band III 11n(HT20) CH116

Frequency (MHz)	Value (dBm)	Ground Reflection Factor (dB)	D (m)	Max gain (dBi)	Detector	E (dBμV/m)	Limit (dBμV/m)	Margin (dB)	Remark	Verdict
7829.3	-47.36	0	3	5.3	PK	53.20	88.65	35.45	Note 2	PASS
	N/A		3	5.3	AV	N/A	68.65	N/A	Note 3	PASS
16335.2	-45.04	0	3	5.3	PK	55.52	88.65	33.13	Note 2	PASS
	N/A		3	5.3	AV	N/A	68.65	N/A	Note 3	PASS
5579.9	8.09	0	3	5.3	PK	108.65	N/A	N/A	Note 1	N/A
	-16.76		3	5.3	AV	83.80	N/A	N/A		N/A

Test Plots

Band III 11n(HT20) CH116, SPURIOUS 1 GHz ~ 25 GHz



Date: 22.FEB.2016 17:18:46

The EIRP based on the measured conducted power, the upper bound on antenna gain for a device with a single RF output shall be selected as the maximum in-band gain of the antenna across all operating bands, or 2dBi, whichever is greater.

And the maximum in-band gain of the antenna is 5.3dBi.

Note 1: The frequency is fundamental signal which can be ignored.

Note 2: Which frequency is not within a restricted band, and its limit line is 20dB below the highest emission level.

Note 3: Average measurement was not performed if peak level went lower than the average limit.

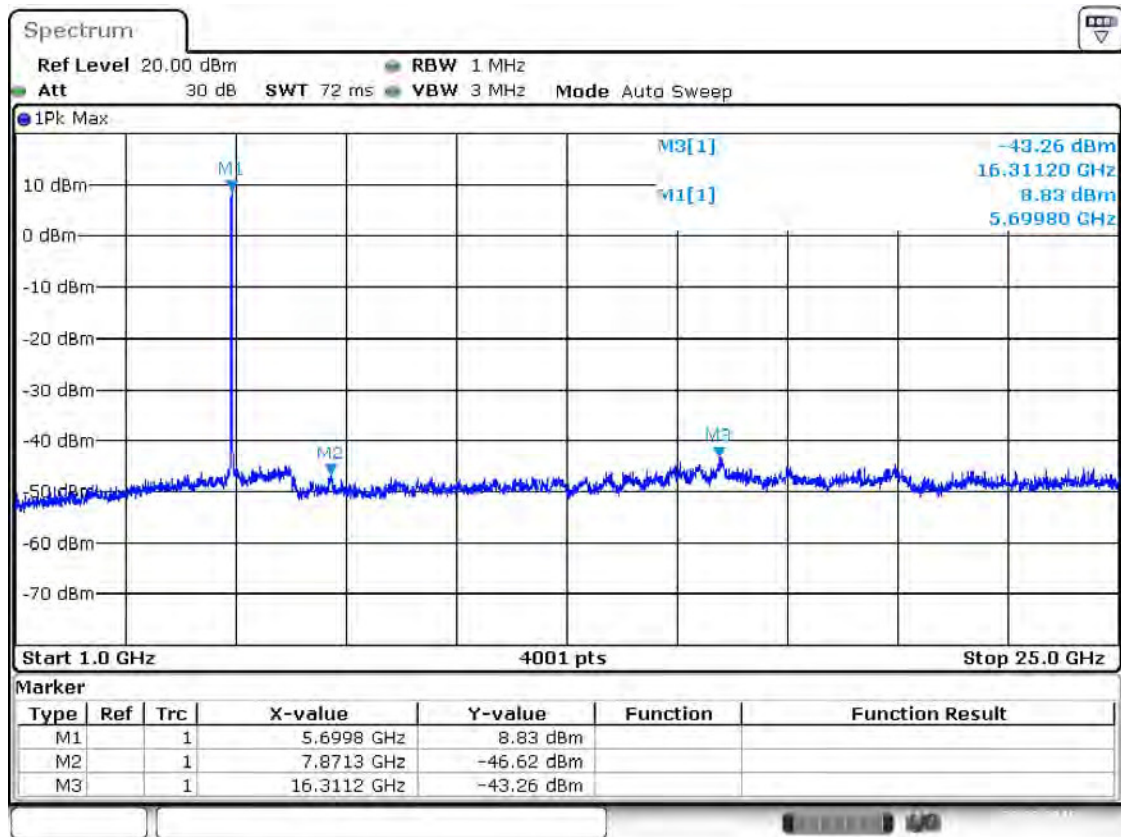
Note 4: The harmonic (2th ,3th , 4th,...etc.) and other spurious are not reported, because those levels are lower than average limit line and background noise

Band III 11n(HT20) CH140

Frequency (MHz)	Value (dBm)	Ground Reflection Factor (dB)	D (m)	Max gain (dBi)	Detector	E (dBμV/m)	Limit (dBμV/m)	Margin (dB)	Remark	Verdict
7871.3	-46.62	0	3	5.3	PK	53.94	89.39	35.45	Note 2	PASS
	N/A		3	5.3	AV	N/A	69.39	N/A	Note 3	PASS
16311.2	-43.26	0	3	5.3	PK	57.30	89.39	32.09	Note 2	PASS
	N/A		3	5.3	AV	N/A	69.39	N/A	Note 3	PASS
5699.8	8.83	0	3	5.3	PK	109.39	N/A	N/A	Note 1	N/A
	-16.02		3	5.3	AV	84.54	N/A	N/A		N/A

Test Plots

Band III 11n(HT20) CH140, SPURIOUS 1 GHz ~ 25 GHz



Date: 22.FEB.2016 17:20:08

The EIRP based on the measured conducted power, the upper bound on antenna gain for a device with a single RF output shall be selected as the maximum in-band gain of the antenna across all operating bands, or 2dBi, whichever is greater.

And the maximum in-band gain of the antenna is 5.3 dBi.

Note 1: The frequency is fundamental signal which can be ignored.

Note 2: Which frequency is not within a restricted band, and its limit line is 20dB below the highest emission level.

Note 3: Average measurement was not performed if peak level went lower than the average limit.

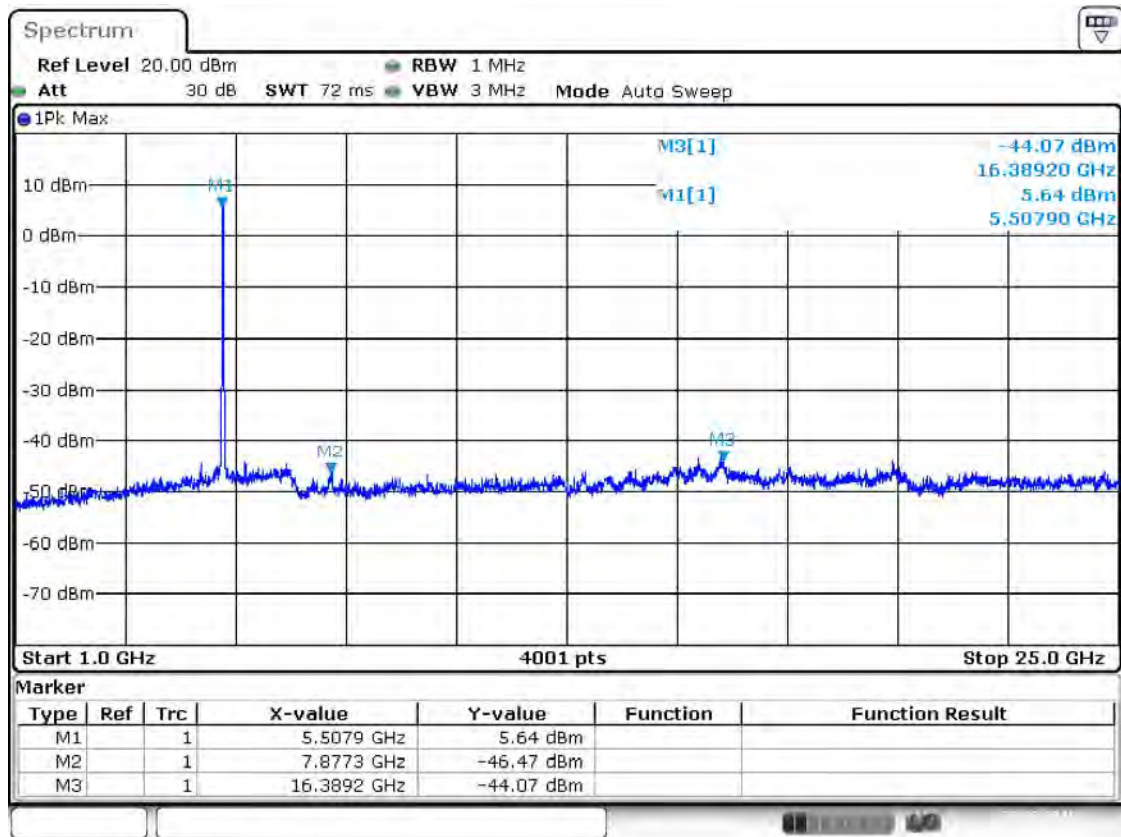
Note 4: The harmonic (3th ,4th , 5th,...etc.) and other spurious are not reported, because those levels are lower than average limit line and background noise

Band III 11n(HT40) CH102

Frequency (MHz)	Value (dBm)	Ground Reflection Factor (dB)	D (m)	Max gain (dBi)	Detector	E (dBμV/m)	Limit (dBμV/m)	Margin (dB)	Remark	Verdict
7877.3	-46.47	0	3	5.3	PK	54.09	86.20	32.11	Note 2	PASS
	N/A		3	5.3	AV	N/A	66.20	N/A	Note 3	PASS
16389.2	-44.07	0	3	5.3	PK	56.49	86.20	29.71	Note 2	PASS
	-68.92		3	5.3	AV	31.64	66.20	34.56	--	PASS
5507.9	5.64	0	3	5.3	PK	106.20	N/A	N/A	Note 1	N/A
	-19.21		3	5.3	AV	81.35	N/A	N/A		N/A

Test Plots

Band III 11n(HT40) CH102, SPURIOUS 1 GHz ~ 25 GHz



Date: 22.FEB.2016 17:50:00

The EIRP based on the measured conducted power, the upper bound on antenna gain for a device with a single RF output shall be selected as the maximum in-band gain of the antenna across all operating bands, or 2dBi, whichever is greater.

And the maximum in-band gain of the antenna is 5.3 dBi.

Note 1: The frequency is fundamental signal which can be ignored.

Note 2: Which frequency is not within a restricted band, and its limit line is 20dB below the highest emission level.

Note 3: Average measurement was not performed if peak level went lower than the average limit.

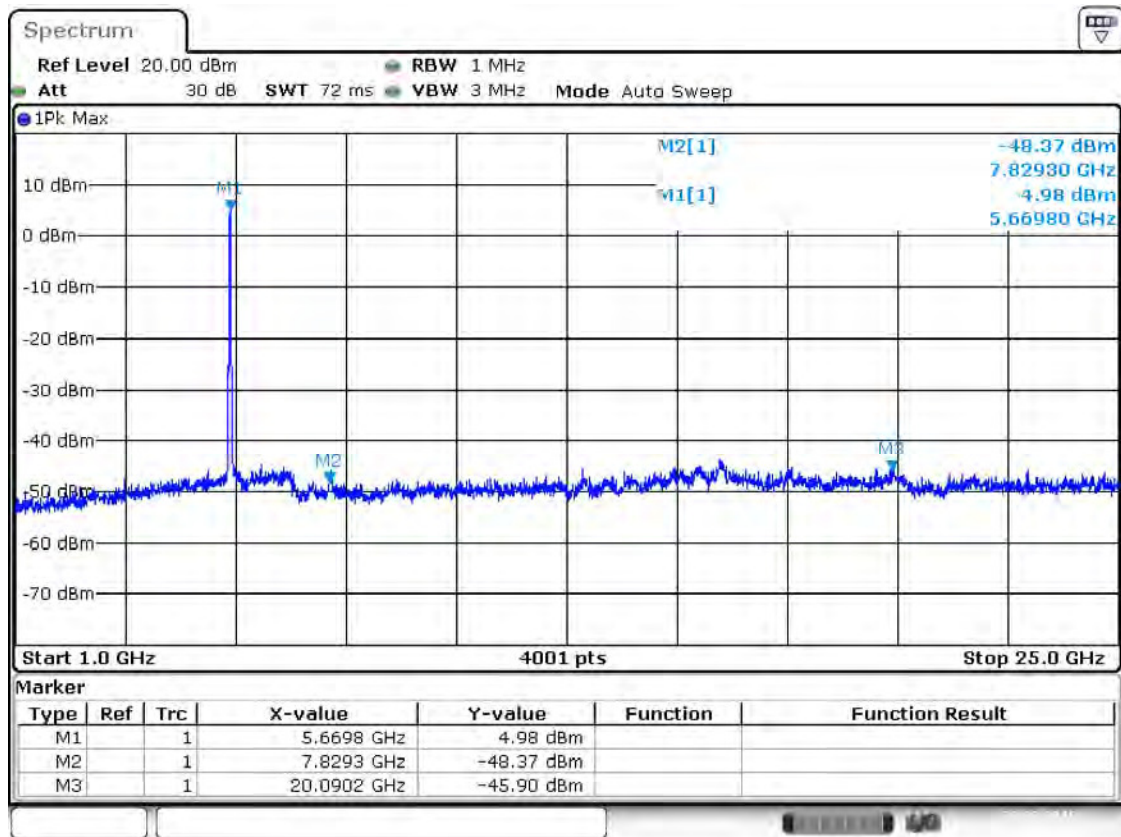
Note 4: The harmonic (2th ,3th , 4th,...etc.) and other spurious are not reported, because those levels are lower than average limit line and background noise

Band III 11n(HT40) CH134

Frequency (MHz)	Value (dBm)	Ground Reflection Factor (dB)	D (m)	Max gain (dBi)	Detector	E (dBμV/m)	Limit (dBμV/m)	Margin (dB)	Remark	Verdict
7829.3	-48.37	0	3	5.3	PK	52.19	85.54	33.35	Note 2	PASS
	N/A		3	5.3	AV	N/A	65.54	N/A	Note 3	PASS
20090.2	-45.9	0	3	5.3	PK	54.66	74.00	19.34	--	PASS
	N/A		3	5.3	AV	N/A	54.00	N/A	Note 3	PASS
5669.8	4.98	0	3	5.3	PK	105.54	N/A	N/A	Note 1	N/A
	-19.87		3	5.3	AV	80.69	N/A	N/A		N/A

Test Plots

Band III 11n(HT40) CH134, SPURIOUS 1 GHz ~ 25 GHz



Date: 22.FEB.2016 17:51:51

The EIRP based on the measured conducted power, the upper bound on antenna gain for a device with a single RF output shall be selected as the maximum in-band gain of the antenna across all operating bands, or 2dBi, whichever is greater.

And the maximum in-band gain of the antenna is 5.3 dBi.

Note 1: The frequency is fundamental signal which can be ignored.

Note 2: Which frequency is not within a restricted band, and its limit line is 20dB below the highest emission level.

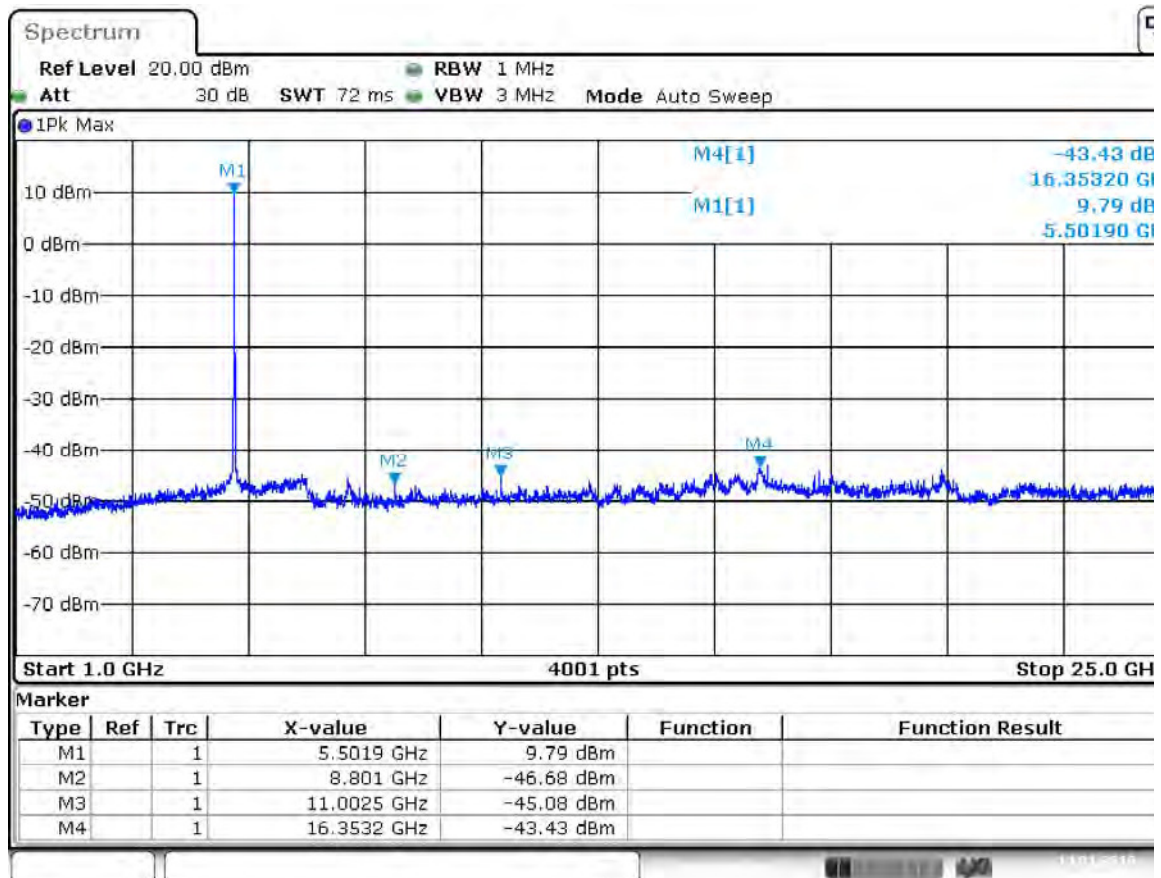
Note 3: Average measurement was not performed if peak level went lower than the average limit.

Note 4: The harmonic (3th ,4th , 5th,...etc.) and other spurious are not reported, because those levels are lower than average limit line and background noise

Band III 11ac(HT20) CH100										
Frequency (MHz)	Value (dBm)	Ground Reflection Factor (dB)	D (m)	Max gain (dBi)	Detector	E (dBμV/m)	Limit (dBμV/m)	Margin (dB)	Remark	Verdict
11002.5	-45.08	0	3	5.3	PK	55.48	74.00	18.52	--	PASS
	N/A		3	5.3	AV	N/A	54.00	N/A	Note 3	PASS
16353.2	-43.43	0	3	5.3	PK	57.13	90.35	33.22	Note 2	PASS
	N/A		3	5.3	AV	N/A	70.35	N/A	Note 3	PASS
5501.9	9.79	0	3	5.3	PK	110.35	N/A	N/A	Note 1	N/A
	-15.06		3	5.3	AV	85.50	N/A	N/A		N/A

Test Plots

Band III 11ac(HT20) CH100, SPURIOUS 1 GHz ~ 25 GHz



The EIRP based on the measured conducted power, the upper bound on antenna gain for a device with a single RF output shall be selected as the maximum in-band gain of the antenna across all operating bands, or 2dBi, whichever is greater.

And the maximum in-band gain of the antenna is 5.3dBi.

Note 1: The frequency is fundamental signal which can be ignored.

Note 2: Which frequency is not within a restricted band, and its limit line is 20dB below the highest emission level.

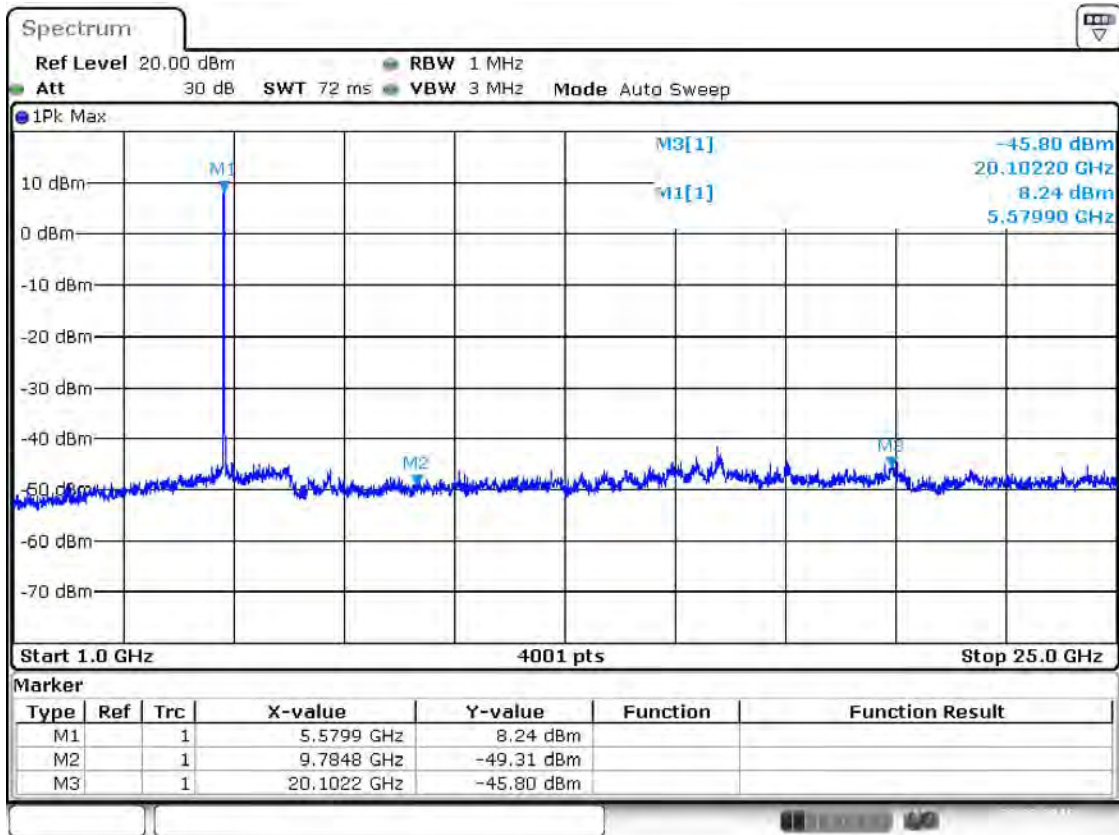
Note 3: Average measurement was not performed if peak level went lower than the average limit.

Note 4: The harmonic (2th ,3th , 4th,...etc.) and other spurious are not reported, because those levels are lower than average limit line and background noise

Band III 11ac(HT20) CH116										
Frequency (MHz)	Value (dBm)	Ground Reflection Factor (dB)	D (m)	Max gain (dBi)	Detector	E (dBμV/m)	Limit (dBμV/m)	Margin (dB)	Remark	Verdict
9784.8	-49.31	0	3	5.3	PK	51.25	88.80	37.55	Note 2	PASS
	N/A		3	5.3	AV	N/A	68.80	N/A	Note 3	PASS
20102.2	-45.8	0	3	5.3	PK	54.76	74.00	19.24	--	PASS
	N/A		3	5.3	AV	N/A	54.00	N/A	Note 3	PASS
5579.9	8.24	0	3	5.3	PK	108.80	N/A	N/A	Note 1	N/A
	-16.61		3	5.3	AV	83.95	N/A	N/A		N/A

Test Plots

Band III 11ac(HT20) CH116, SPURIOUS 1 GHz ~ 25 GHz



Date: 22.FEB.2016 18:38:37

The EIRP based on the measured conducted power, the upper bound on antenna gain for a device with a single RF output shall be selected as the maximum in-band gain of the antenna across all operating bands, or 2dBi, whichever is greater.

And the maximum in-band gain of the antenna is 5.3 dBi.

Note 1: The frequency is fundamental signal which can be ignored.

Note 2: Which frequency is not within a restricted band, and its limit line is 20dB below the highest emission level.

Note 3: Average measurement was not performed if peak level went lower than the average limit.

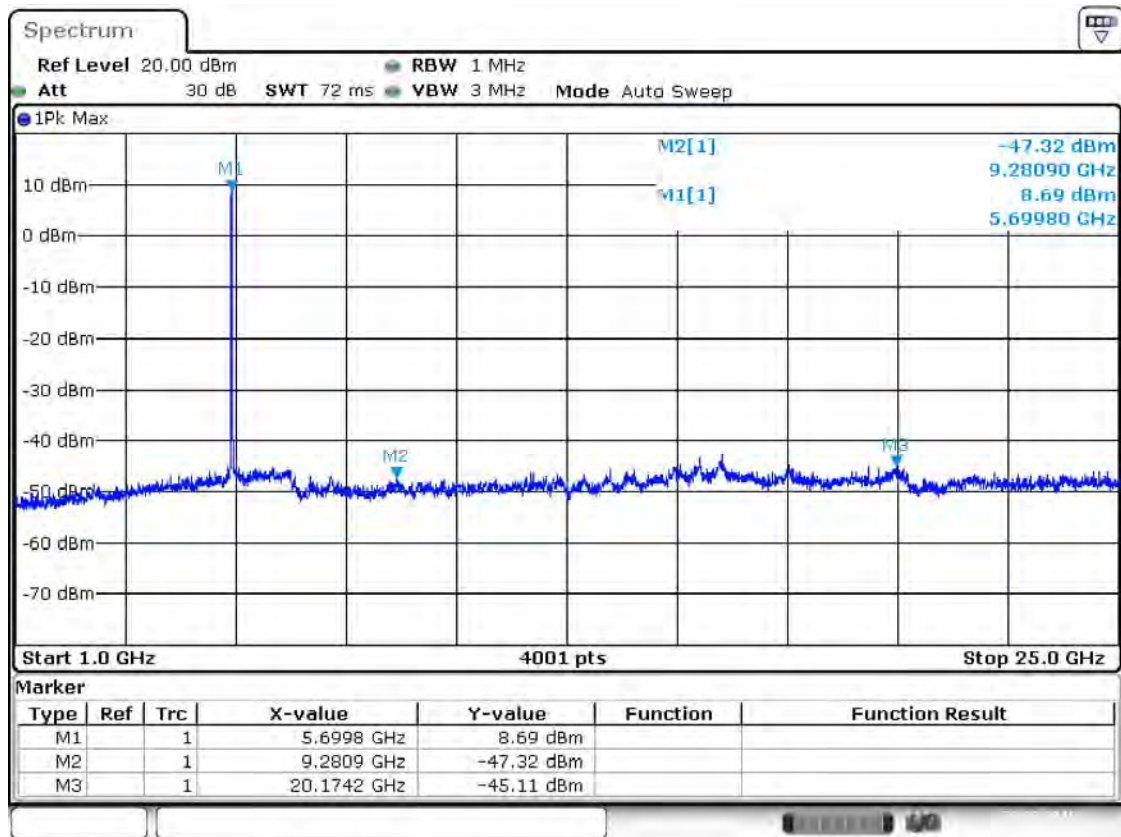
Note 4: The harmonic (2th ,3th , 4th,...etc.) and other spurious are not reported, because those levels are lower than average limit line and background noise

Band III 11ac(HT20) CH140

Frequency (MHz)	Value (dBm)	Ground Reflection Factor (dB)	D (m)	Max gain (dBi)	Detector	E (dBμV/m)	Limit (dBμV/m)	Margin (dB)	Remark	Verdict
9280.9	-47.32	0	3	5.3	PK	53.24	89.25	36.01	Note 2	PASS
	N/A		3	5.3	AV	N/A	69.25	N/A	Note 3	PASS
20174.2	-45.11	0	3	5.3	PK	55.45	74.00	18.55	--	PASS
	N/A		3	5.3	AV	N/A	54.00	N/A	Note 3	PASS
5699.8	8.69	0	3	5.3	PK	109.25	N/A	N/A	Note 1	N/A
	-16.16		3	5.3	AV	84.40	N/A	N/A		N/A

Test Plots

Band III 11ac(HT20) CH140, SPURIOUS 1 GHz ~ 25 GHz



Date: 22.FEB.2016 18:39:21

The EIRP based on the measured conducted power, the upper bound on antenna gain for a device with a single RF output shall be selected as the maximum in-band gain of the antenna across all operating bands, or 2dBi, whichever is greater.

And the maximum in-band gain of the antenna is 5.3 dBi.

Note 1: The frequency is fundamental signal which can be ignored.

Note 2: Which frequency is not within a restricted band, and its limit line is 20dB below the highest emission level.

Note 3: Average measurement was not performed if peak level went lower than the average limit.

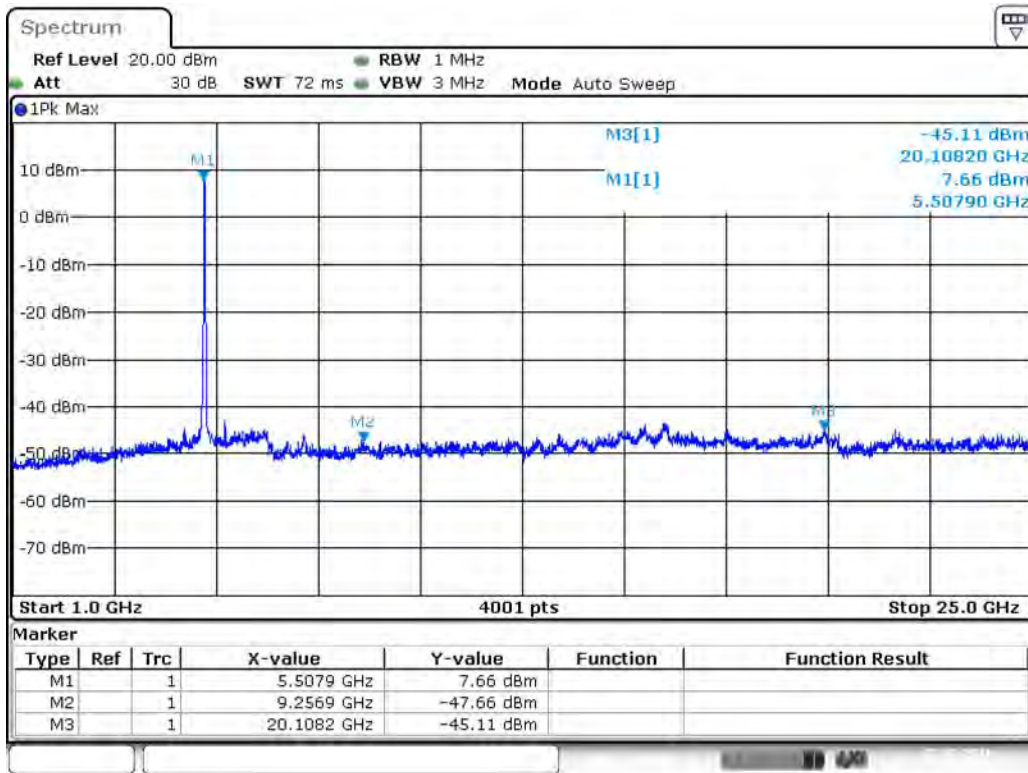
Note 4: The harmonic (2th ,3th , 4th,...etc.) and other spurious are not reported, because those levels are lower than average limit line and background noise

Band III 11ac(HT40) CH102

Frequency (MHz)	Value (dBm)	Ground Reflection Factor (dB)	D (m)	Max gain (dBi)	Detector	E (dBμV/m)	Limit (dBμV/m)	Margin (dB)	Remark	Verdict
9256.9	-47.66	0	3	5.3	PK	52.90	88.22	35.32	Note 2	PASS
	N/A		3	5.3	AV	N/A	68.22	N/A	Note 3	PASS
20108.2	-45.11	0	3	5.3	PK	55.45	74.00	18.55	--	PASS
	N/A		3	5.3	AV	N/A	54.00	N/A	Note 3	PASS
5507.9	7.66	0	3	5.3	PK	108.22	N/A	N/A	Note 1	N/A
	-17.19		3	5.3	AV	83.37	N/A	N/A		N/A

Test Plots

Band III 11ac(HT40) CH102, SPURIOUS 1 GHz ~ 25 GHz



Date: 22.FEB.2016 19:00:13

The EIRP based on the measured conducted power, the upper bound on antenna gain for a device with a single RF output shall be selected as the maximum in-band gain of the antenna across all operating bands, or 2dBi, whichever is greater.

And the maximum in-band gain of the antenna is 5.3 dBi.

Note 1: The frequency is fundamental signal which can be ignored.

Note 2: Which frequency is not within a restricted band, and its limit line is 20dB below the highest emission level.

Note 3: Average measurement was not performed if peak level went lower than the average limit.

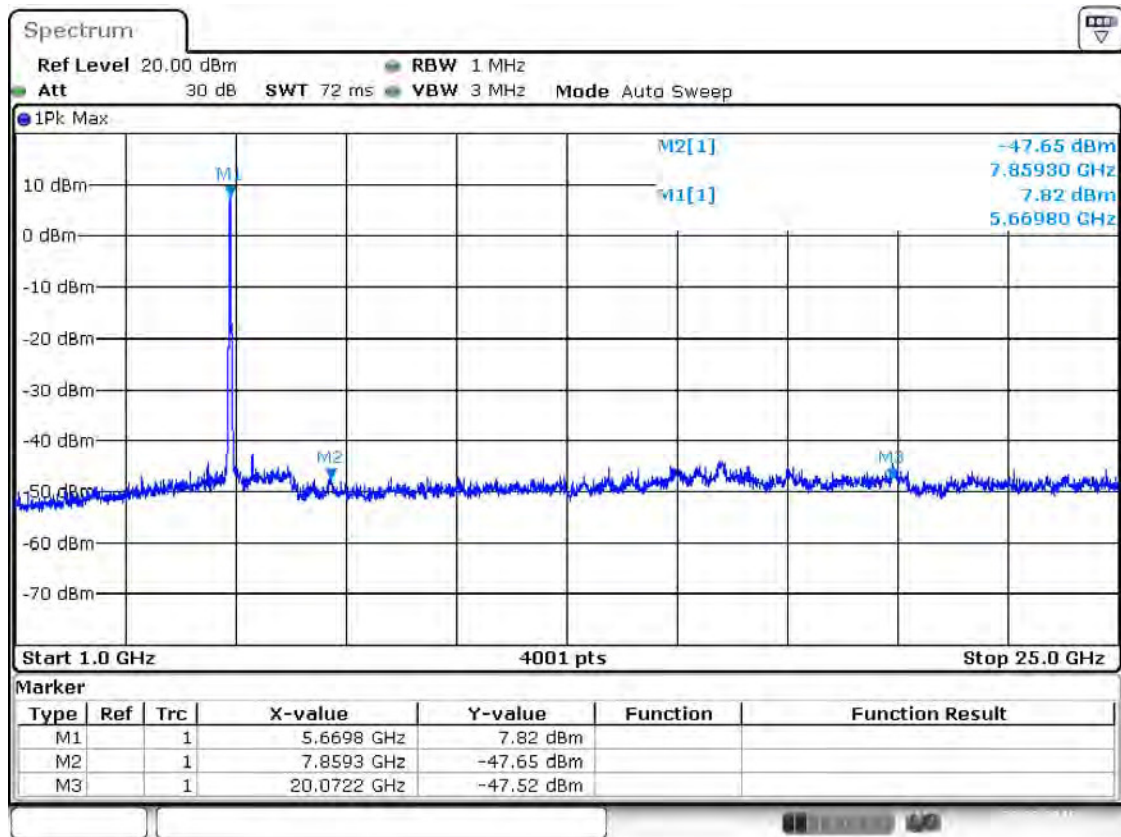
Note 4: The harmonic (2th ,3th , 4th,...etc.) and other spurious are not reported, because those levels are lower than average limit line and background noise

Band III 11ac(HT40) CH134

Frequency (MHz)	Value (dBm)	Ground Reflection Factor (dB)	D (m)	Max gain (dBi)	Detector	E (dBμV/m)	Limit (dBμV/m)	Margin (dB)	Remark	Verdict
7859.3	-47.65	0	3	5.3	PK	52.91	88.38	35.47	Note 2	PASS
	N/A		3	5.3	AV	N/A	68.38	N/A	Note 3	PASS
20072.2	-47.52	0	3	5.3	PK	53.04	74.00	20.96	--	PASS
	N/A		3	5.3	AV	N/A	54.00	N/A	Note 3	PASS
5669.8	7.82	0	3	5.3	PK	108.38	N/A	N/A	Note 1	N/A
	-17.03		3	5.3	AV	83.53	N/A	N/A		N/A

Test Plots

Band III 11ac(HT40) CH134, SPURIOUS 1 GHz ~ 25 GHz



Date: 22.FEB.2016 19:01:52

The EIRP based on the measured conducted power, the upper bound on antenna gain for a device with a single RF output shall be selected as the maximum in-band gain of the antenna across all operating bands, or 2dBi, whichever is greater.

And the maximum in-band gain of the antenna is 5.3 dBi.

Note 1: The frequency is fundamental signal which can be ignored.

Note 2: Which frequency is not within a restricted band, and its limit line is 20dB below the highest emission level.

Note 3: Average measurement was not performed if peak level went lower than the average limit.

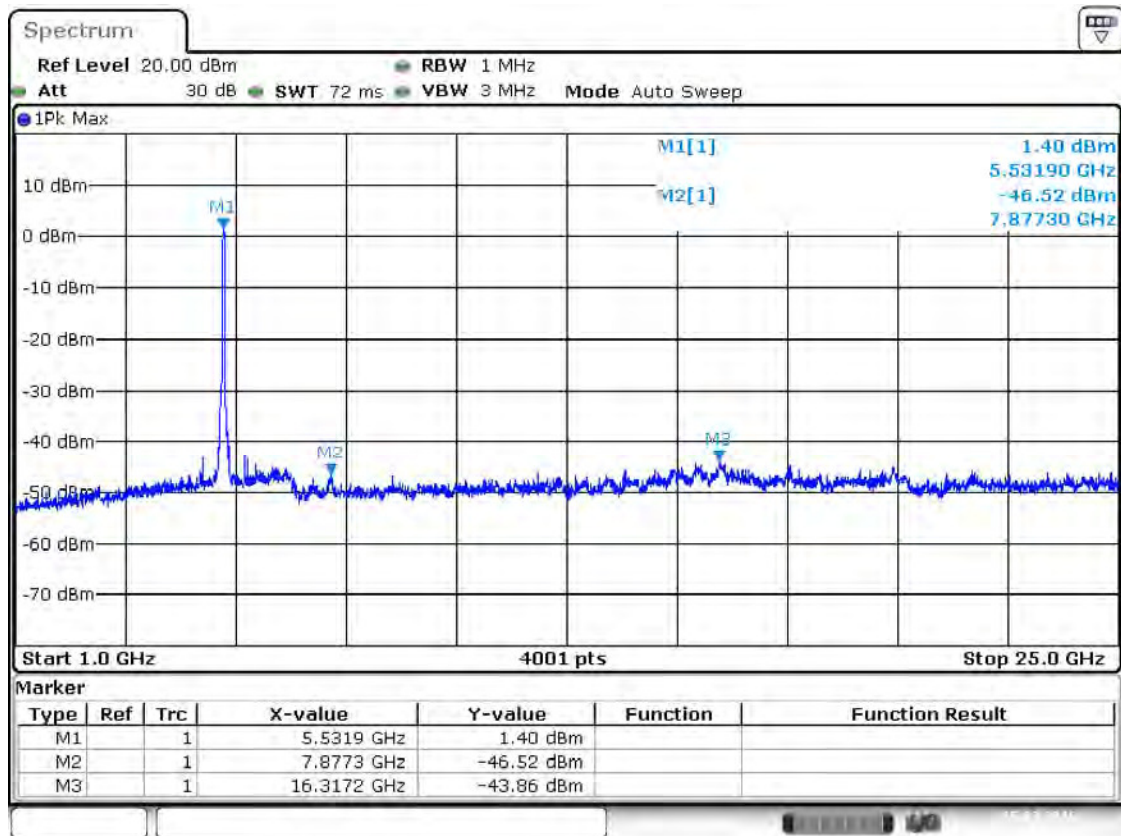
Note 4: The harmonic (2th ,3th , 4th,...etc.) and other spurious are not reported, because those levels are lower than average limit line and background noise

Band III 11ac(HT80) CH106

Frequency (MHz)	Value (dBm)	Ground Reflection Factor (dB)	D (m)	Max gain (dBi)	Detector	E (dBμV/m)	Limit (dBμV/m)	Margin (dB)	Remark	Verdict
7877.3	-46.52	0	3	5.3	PK	54.04	81.96	27.92	Note 2	PASS
	N/A		3	5.3	AV	N/A	61.96	N/A	Note 3	PASS
16317.2	-43.86	0	3	5.3	PK	56.70	81.96	25.26	Note 2	PASS
	N/A		3	5.3	AV	N/A	61.96	N/A	Note 3	PASS
5531.9	1.4	0	3	5.3	PK	101.96	N/A	N/A	Note 1	N/A
	-23.45		3	5.3	AV	77.11	N/A	N/A		N/A

Test Plots

Band III 11ac(HT80) CH106, SPURIOUS 1 GHz ~ 25 GHz



Date: 5.MAR.2016 14:59:03

The EIRP based on the measured conducted power, the upper bound on antenna gain for a device with a single RF output shall be selected as the maximum in-band gain of the antenna across all operating bands, or 2dBi, whichever is greater.

And the maximum in-band gain of the antenna is 3.7 dBi.

Note 1: The frequency is fundamental signal which can be ignored.

Note 2: Which frequency is not within a restricted band, and its limit line is 20dB below the highest emission level.

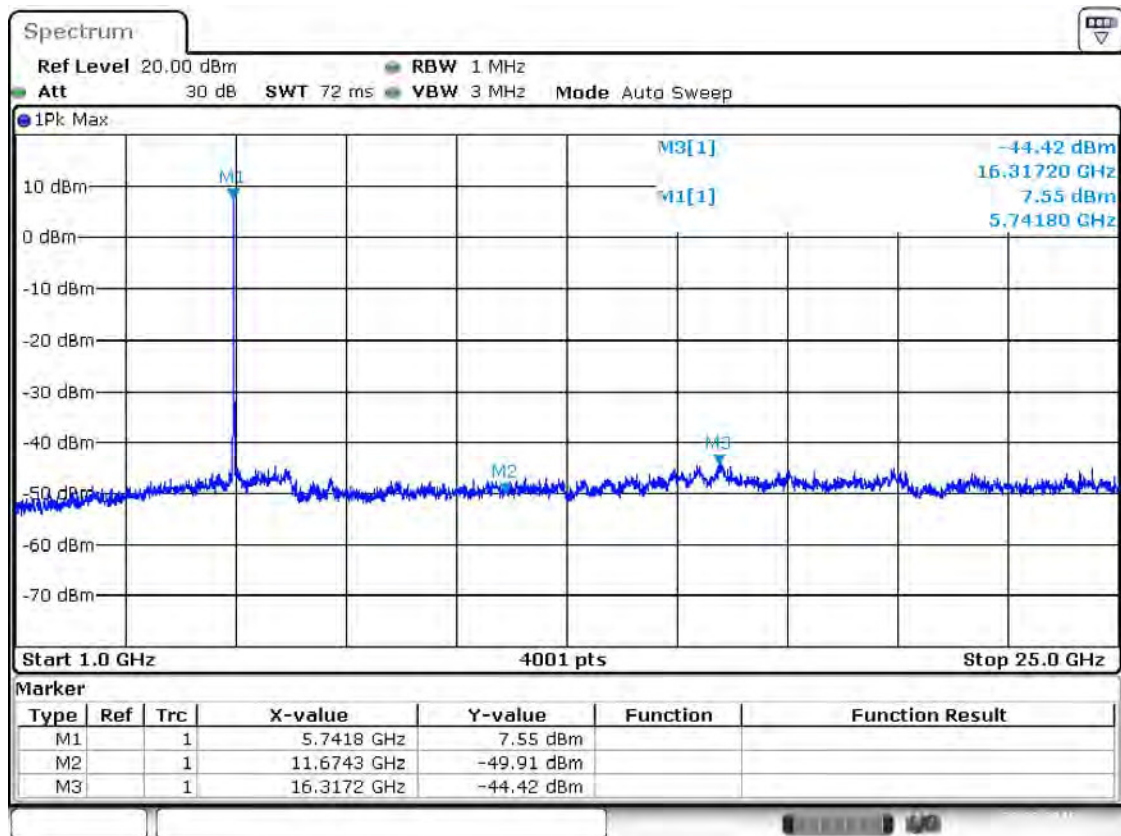
Note 3: Average measurement was not performed if peak level went lower than the average limit.

Note 4: The harmonic (2th ,3th , 4th,...etc.) and other spurious are not reported, because those levels are lower than average limit line and background noise

Band IV 11a CH149										
Frequency (MHz)	Value (dBm)	Ground Reflection Factor (dB)	D (m)	Max gain (dBi)	Detector	E (dBμV/m)	Limit (dBμV/m)	Margin (dB)	Remark	Verdict
11674.3	-49.91	0	3	3.7	PK	49.05	74.00	24.95	--	PASS
	N/A		3	3.7	AV	N/A	54.00	N/A	Note 3	PASS
16317.2	-44.42	0	3	3.7	PK	54.54	86.51	31.97	Note 2	PASS
	N/A		3	3.7	AV	N/A	66.51	N/A	Note 3	PASS
5741.8	7.55	0	3	3.7	PK	106.51	N/A	N/A	Note 1	N/A
	-17.30		3	3.7	AV	81.66	N/A	N/A		N/A

Test Plots

Band IV 11a CH149, SPURIOUS 1 GHz ~ 25 GHz



Date: 22.FEB.2016 16:59:06

The EIRP based on the measured conducted power, the upper bound on antenna gain for a device with a single RF output shall be selected as the maximum in-band gain of the antenna across all operating bands, or 2dBi, whichever is greater.

And the maximum in-band gain of the antenna is 3.7 dBi.

Note 1: The frequency is fundamental signal which can be ignored.

Note 2: Which frequency is not within a restricted band, and its limit line is 20dB below the highest emission level.

Note 3: Average measurement was not performed if peak level went lower than the average limit.

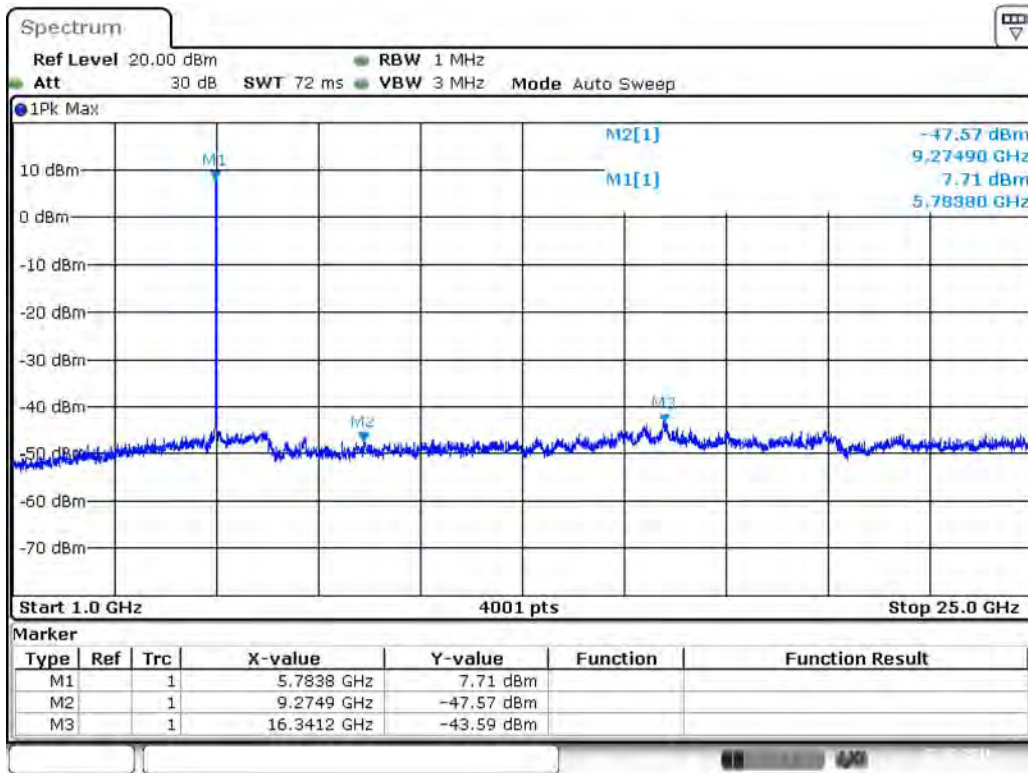
Note 4: The harmonic (2th ,3th , 4th,...etc.) and other spurious are not reported, because those levels are lower than average limit line and background noise

Band IV 11a CH157

Frequency (MHz)	Value (dBm)	Ground Reflection Factor (dB)	D (m)	Max gain (dBi)	Detector	E (dBμV/m)	Limit (dBμV/m)	Margin (dB)	Remark	Verdict
9274.9	-47.57	0	3	3.7	PK	51.39	86.67	35.28	Note 2	PASS
	N/A		3	3.7	AV	N/A	66.67	N/A	Note 3	PASS
16341.2	-43.59	0	3	3.7	PK	55.37	86.67	31.30	Note 2	PASS
	N/A		3	3.7	AV	N/A	66.67	N/A	Note 3	PASS
5783.8	7.71	0	3	3.7	PK	106.67	N/A	N/A	Note 1	N/A
	-17.14		3	3.7	AV	81.82	N/A	N/A		N/A

Test Plots

Band IV 11a CH157, SPURIOUS 1 GHz ~ 25 GHz



Date: 22 FEB.2016 16:59:59

The EIRP based on the measured conducted power, the upper bound on antenna gain for a device with a single RF output shall be selected as the maximum in-band gain of the antenna across all operating bands, or 2dBi, whichever is greater.

And the maximum in-band gain of the antenna is 3.7 dBi.

Note 1: The frequency is fundamental signal which can be ignored.

Note 2: Which frequency is not within a restricted band, and its limit line is 20dB below the highest emission level.

Note 3: Average measurement was not performed if peak level went lower than the average limit.

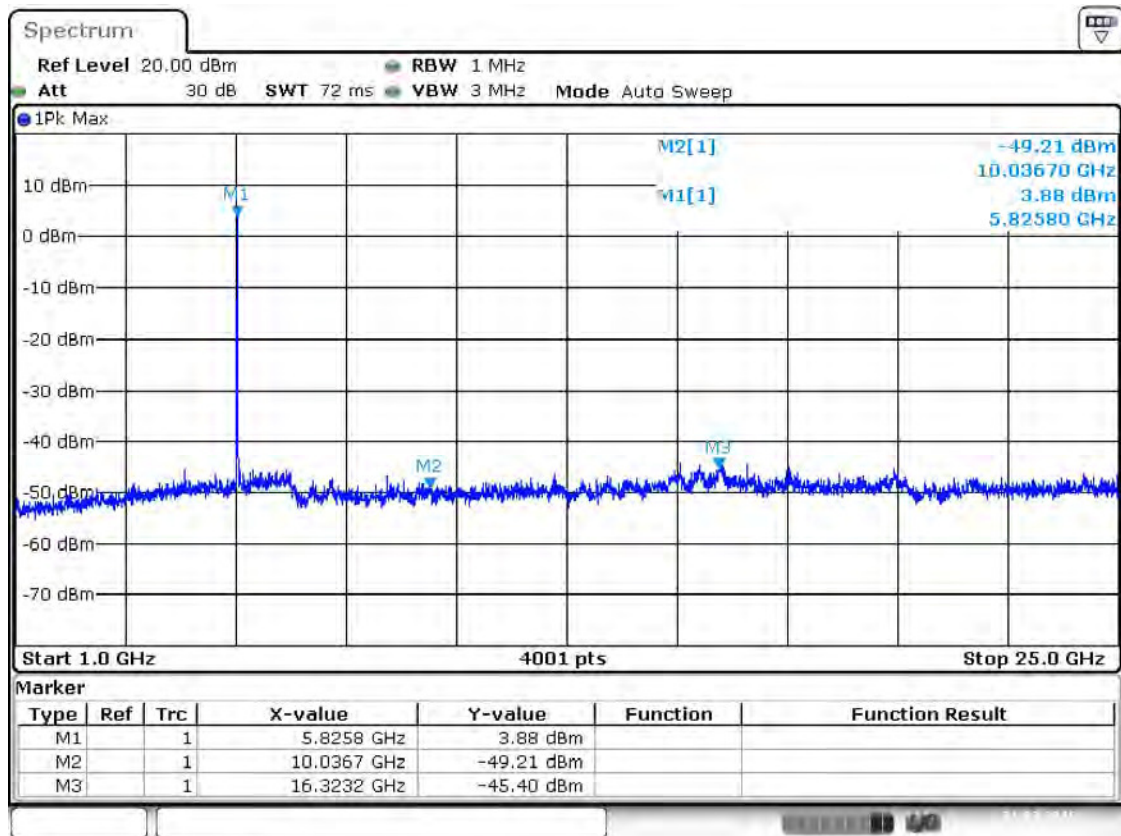
Note 4: The harmonic (2th ,3th , 4th,...etc.) and other spurious are not reported, because those levels are lower than average limit line and background noise

Band IV 11a CH165

Frequency (MHz)	Value (dBm)	Ground Reflection Factor (dB)	D (m)	Max gain (dBi)	Detector	E (dBμV/m)	Limit (dBμV/m)	Margin (dB)	Remark	Verdict
16323.2	-45.4	0	3	3.7	PK	53.56	82.84	29.28	Note 2	PASS
	N/A		3	3.7	AV	N/A	62.84	N/A	Note 3	PASS
10036.7	-49.21	0	3	3.7	PK	49.75	82.84	33.09	Note 2	PASS
	N/A		3	3.7	AV	N/A	62.84	N/A	Note 3	PASS
5825.8	3.88	0	3	3.7	PK	102.84	N/A	N/A	Note 1	N/A
	-20.97		3	3.7	AV	77.99	N/A	N/A		N/A

Test Plots

Band IV 11a CH165, SPURIOUS 1 GHz ~ 25 GHz



Date: 31.MAR.2016 20:38:46

The EIRP based on the measured conducted power, the upper bound on antenna gain for a device with a single RF output shall be selected as the maximum in-band gain of the antenna across all operating bands, or 2dBi, whichever is greater.

And the maximum in-band gain of the antenna is 3.7 dBi.

Note 1: The frequency is fundamental signal which can be ignored.

Note 2: Which frequency is not within a restricted band, and its limit line is 20dB below the highest emission level.

Note 3: Average measurement was not performed if peak level went lower than the average limit.

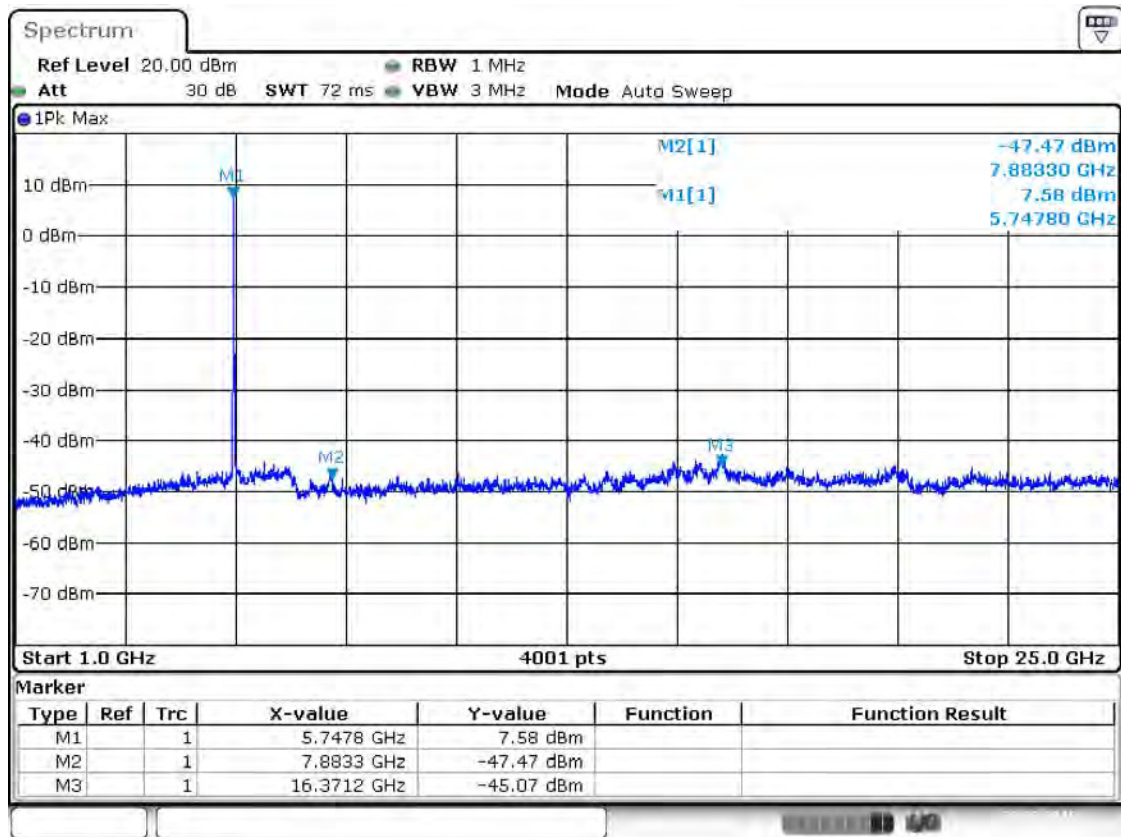
Note 4: The harmonic (2th ,3th , 4th,...etc.) and other spurious are not reported, because those levels are lower than average limit line and background noise

Band IV 11n(HT20) CH149

Frequency (MHz)	Value (dBm)	Ground Reflection Factor (dB)	D (m)	Max gain (dBi)	Detector	E (dBμV/m)	Limit (dBμV/m)	Margin (dB)	Remark	Verdict
7883.3	-47.47	0	3	3.7	PK	51.49	86.54	35.05	Note 2	PASS
	N/A		3	3.7	AV	N/A	66.54	N/A	Note 3	PASS
16371.2	-45.07	0	3	3.7	PK	53.89	86.54	32.65	Note 2	PASS
	N/A		3	3.7	AV	N/A	66.54	N/A	Note 3	PASS
5747.8	7.58	0	3	3.7	PK	106.54	N/A	N/A	Note 1	N/A
	-17.27		3	3.7	AV	81.69	N/A	N/A		N/A

Test Plots

Band IV 11n(HT20) CH149, SPURIOUS 1 GHz ~ 25 GHz



Date: 22.FEB.2016 17:25:10

The EIRP based on the measured conducted power, the upper bound on antenna gain for a device with a single RF output shall be selected as the maximum in-band gain of the antenna across all operating bands, or 2dBi, whichever is greater.

And the maximum in-band gain of the antenna is 3.7 dBi.

Note 1: The frequency is fundamental signal which can be ignored.

Note 2: Which frequency is not within a restricted band, and its limit line is 20dB below the highest emission level.

Note 3: Average measurement was not performed if peak level went lower than the average limit.

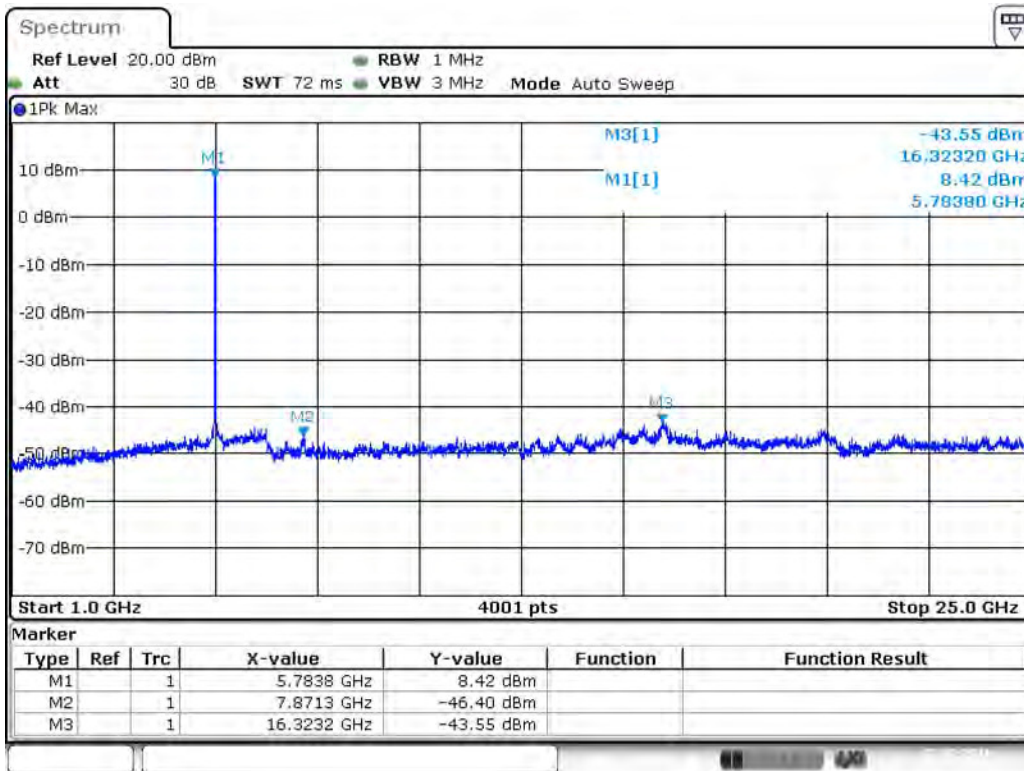
Note 4: The harmonic (2th ,3th , 4th,...etc.) and other spurious are not reported, because those levels are lower than average limit line and background noise

Band IV 11n(HT20) CH157

Frequency (MHz)	Value (dBm)	Ground Reflection Factor (dB)	D (m)	Max gain (dBi)	Detector	E (dBμV/m)	Limit (dBμV/m)	Margin (dB)	Remark	Verdict
7871.3	-46.4	0	3	3.7	PK	52.56	87.38	34.82	Note 2	PASS
	N/A		3	3.7	AV	N/A	67.38	N/A	Note 3	PASS
16323.2	-43.55	0	3	3.7	PK	55.41	87.38	31.97	Note 2	PASS
	N/A		3	3.7	AV	N/A	67.38	N/A	Note 3	PASS
5783.8	8.42	0	3	3.7	PK	107.38	N/A	N/A	Note 1	N/A
	-16.43		3	3.7	AV	82.53	N/A	N/A		N/A

Test Plots

Band IV 11n(HT20) CH157, SPURIOUS 1 GHz ~ 25 GHz



Date: 22.FEB.2016 17:26:09

The EIRP based on the measured conducted power, the upper bound on antenna gain for a device with a single RF output shall be selected as the maximum in-band gain of the antenna across all operating bands, or 2dBi, whichever is greater.

And the maximum in-band gain of the antenna is 3.7 dBi.

Note 1: The frequency is fundamental signal which can be ignored.

Note 2: Which frequency is not within a restricted band, and its limit line is 20dB below the highest emission level.

Note 3: Average measurement was not performed if peak level went lower than the average limit.

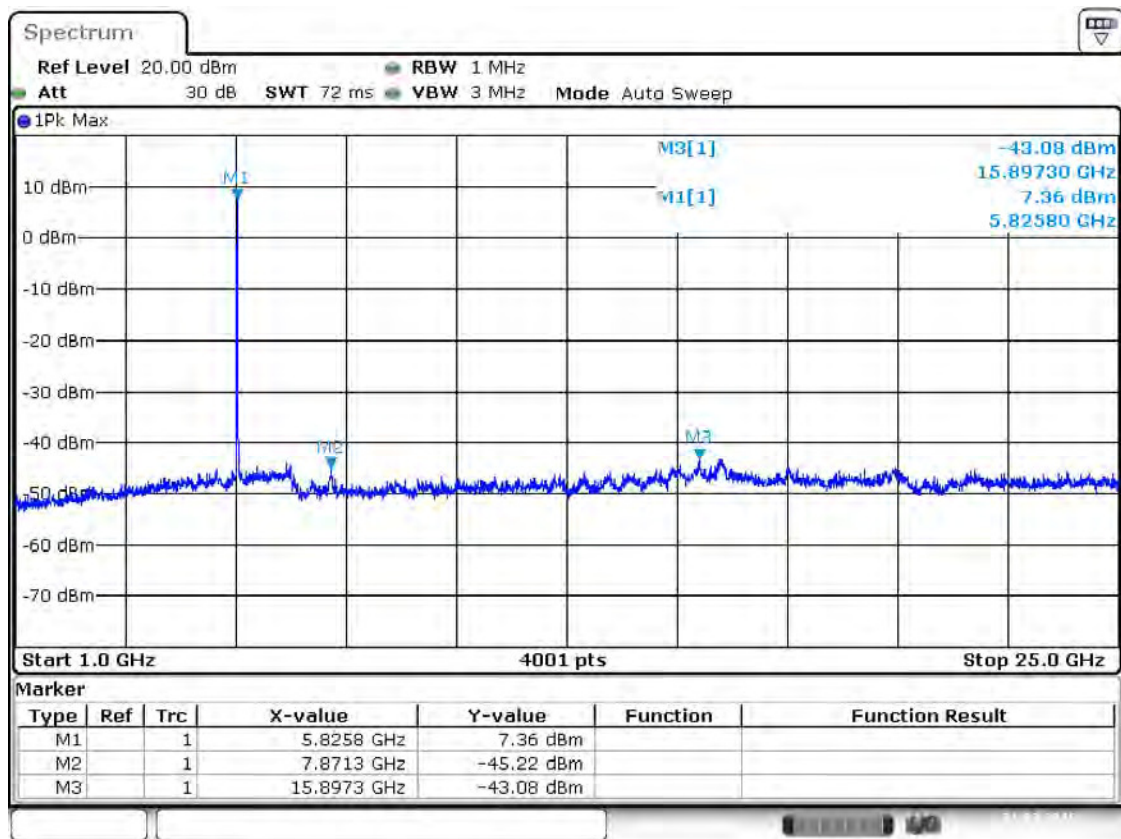
Note 4: The harmonic (2th ,3th , 4th,...etc.) and other spurious are not reported, because those levels are lower than average limit line and background noise

Band IV 11n(HT20) CH165

Frequency (MHz)	Value (dBm)	Ground Reflection Factor (dB)	D (m)	Max gain (dBi)	Detector	E (dBμV/m)	Limit (dBμV/m)	Margin (dB)	Remark	Verdict
7871.3	-45.22	0	3	3.7	PK	53.74	86.32	32.58	Note 2	PASS
	N/A		3	3.7	AV	N/A	66.32	N/A	Note 3	PASS
15897.3	-43.08	0	3	3.7	PK	55.88	74.00	18.12	Note 3	PASS
	N/A		3	3.7	AV	N/A	54.00	N/A		PASS
5825.8	7.36	0	3	3.7	PK	106.32	N/A	N/A	Note 1	N/A
	-17.49		3	3.7	AV	81.47	N/A	N/A		N/A

Test Plots

Band IV 11n(HT20) CH165, SPURIOUS 1 GHz ~ 25 GHz



Date: 31.MAR.2016 20:35:31

The EIRP based on the measured conducted power, the upper bound on antenna gain for a device with a single RF output shall be selected as the maximum in-band gain of the antenna across all operating bands, or 2dBi, whichever is greater.

And the maximum in-band gain of the antenna is 3.7 dBi.

Note 1: The frequency is fundamental signal which can be ignored.

Note 2: Which frequency is not within a restricted band, and its limit line is 20dB below the highest emission level.

Note 3: Average measurement was not performed if peak level went lower than the average limit.

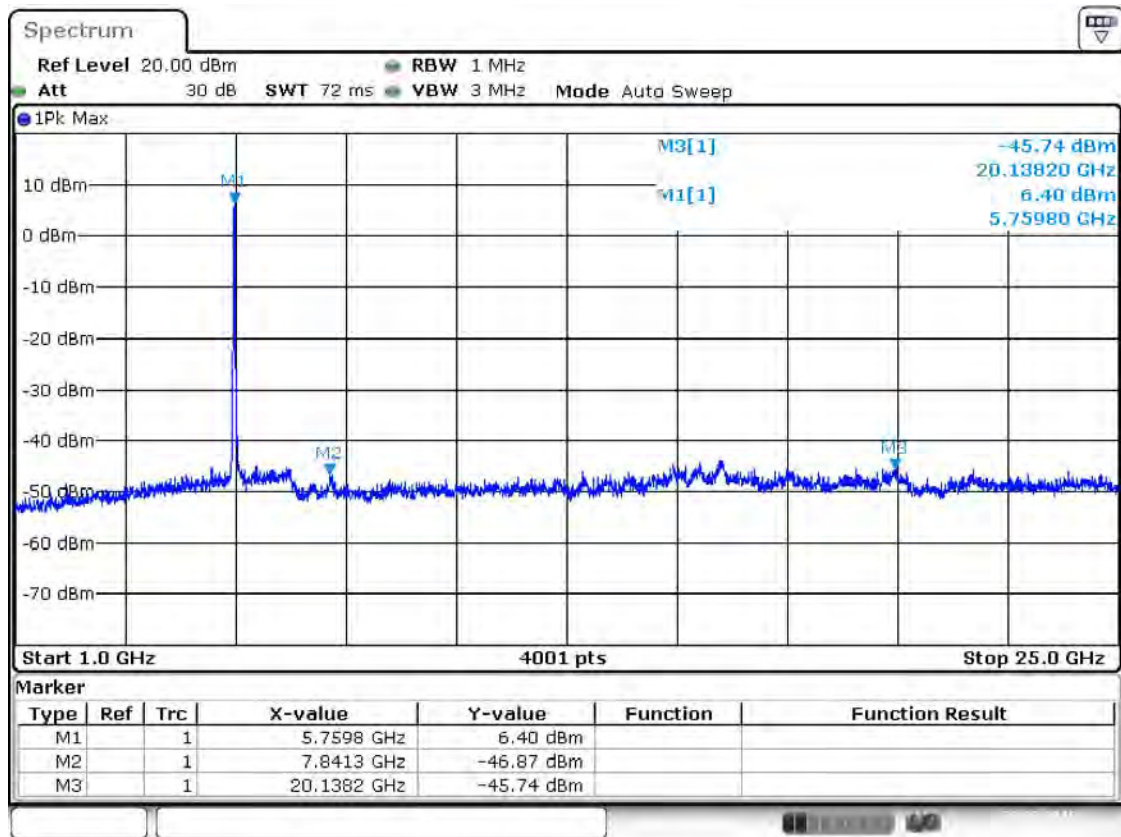
Note 4: The harmonic (2th ,3th , 4th,...etc.) and other spurious are not reported, because those levels are lower than average limit line and background noise

Band IV 11n(HT40) CH151

Frequency (MHz)	Value (dBm)	Ground Reflection Factor (dB)	D (m)	Max gain (dBi)	Detector	E (dBμV/m)	Limit (dBμV/m)	Margin (dB)	Remark	Verdict
7841.3	-46.87	0	3	3.7	PK	52.09	85.36	33.27	Note 2	PASS
	N/A		3	3.7	AV	N/A	65.36	N/A	Note 3	PASS
20138.2	-45.74	0	3	3.7	PK	53.22	74.00	20.78	--	PASS
	N/A		3	3.7	AV	N/A	54.00	N/A	Note 3	PASS
5759.8	6.4	0	3	3.7	PK	105.36	N/A	N/A	Note 1	N/A
	-18.45		3	3.7	AV	80.51	N/A	N/A		N/A

Test Plots

Band IV 11n(HT40) CH151, SPURIOUS 1 GHz ~ 25 GHz



Date: 22.FEB.2016 17:52:37

The EIRP based on the measured conducted power, the upper bound on antenna gain for a device with a single RF output shall be selected as the maximum in-band gain of the antenna across all operating bands, or 2dBi, whichever is greater.

And the maximum in-band gain of the antenna is 3.7 dBi.

Note 1: The frequency is fundamental signal which can be ignored.

Note 2: Which frequency is not within a restricted band, and its limit line is 20dB below the highest emission level.

Note 3: Average measurement was not performed if peak level went lower than the average limit.

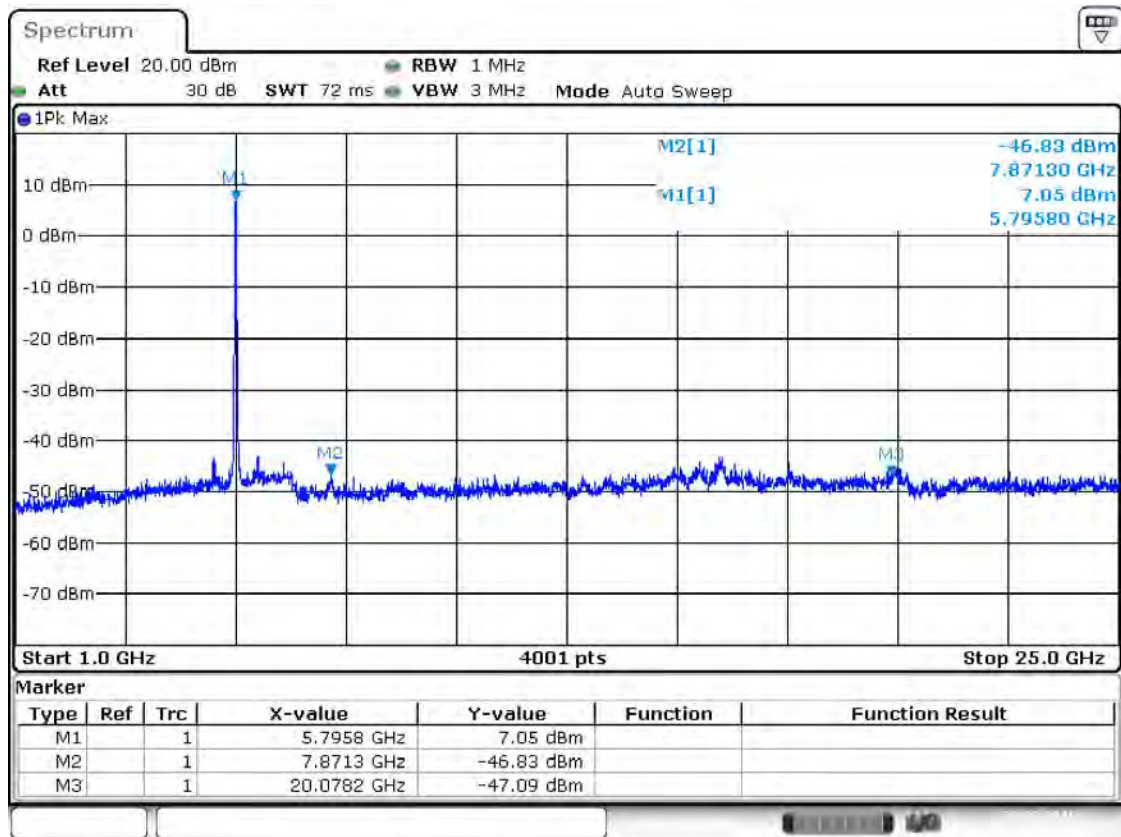
Note 4: The harmonic (2th ,3th , 4th,...etc.) and other spurious are not reported, because those levels are lower than average limit line and background noise

Band IV 11n(HT40) CH159

Frequency (MHz)	Value (dBm)	Ground Reflection Factor (dB)	D (m)	Max gain (dBi)	Detector	E (dBμV/m)	Limit (dBμV/m)	Margin (dB)	Remark	Verdict
7871.3	-46.83	0	3	3.7	PK	52.13	86.01	33.88	Note 2	PASS
	N/A		3	3.7	AV	N/A	66.01	N/A	Note 3	PASS
20078.2	-47.09	0	3	3.7	PK	51.87	74.00	22.13	--	PASS
	N/A		3	3.7	AV	N/A	54.00	N/A	Note 3	PASS
5795.8	7.05	0	3	3.7	PK	106.01	N/A	N/A	Note 1	N/A
	-17.80		3	3.7	AV	81.16	N/A	N/A		N/A

Test Plots

Band IV 11n(HT40) CH159, SPURIOUS 1 GHz ~ 25 GHz



Date: 22.FEB.2016 17:57:27

The EIRP based on the measured conducted power, the upper bound on antenna gain for a device with a single RF output shall be selected as the maximum in-band gain of the antenna across all operating bands, or 2dBi, whichever is greater.

And the maximum in-band gain of the antenna is 3.7 dBi.

Note 1: The frequency is fundamental signal which can be ignored.

Note 2: Which frequency is not within a restricted band, and its limit line is 20dB below the highest emission level.

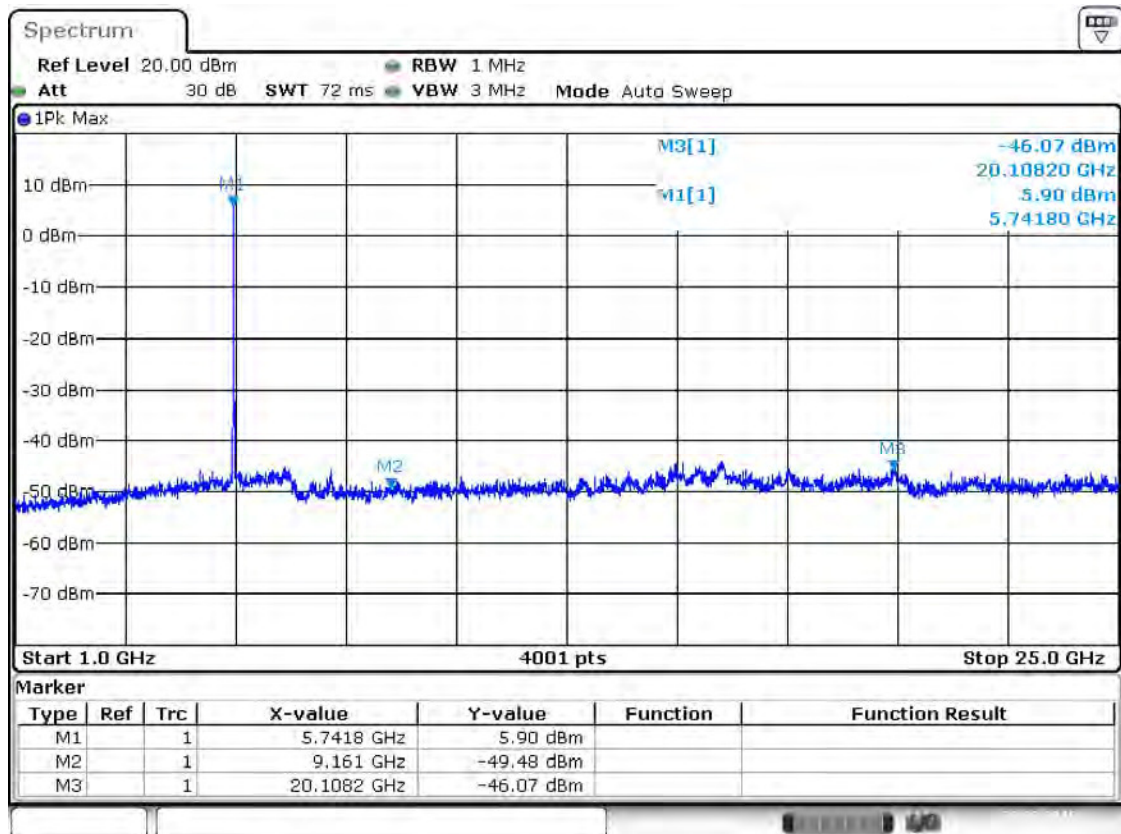
Note 3: Average measurement was not performed if peak level went lower than the average limit.

Note 4: The harmonic (2th ,3th , 4th,...etc.) and other spurious are not reported, because those levels are lower than average limit line and background noise

Band IV 11ac(HT20) CH149										
Frequency (MHz)	Value (dBm)	Ground Reflection Factor (dB)	D (m)	Max gain (dBi)	Detector	E (dBμV/m)	Limit (dBμV/m)	Margin (dB)	Remark	Verdict
9165	-49.48	0	3	3.7	PK	49.48	74.00	24.52	--	PASS
	N/A		3	3.7	AV	N/A	54.00	N/A	Note 3	PASS
20108.2	-46.07	0	3	3.7	PK	52.89	74.00	21.11	--	PASS
	N/A		3	3.7	AV	N/A	54.00	N/A	Note 3	PASS
5741.8	5.9	0	3	3.7	PK	104.86	N/A	N/A	Note 1	N/A
	-18.95		3	3.7	AV	80.01	N/A	N/A		N/A

Test Plots

Band IV 11ac(HT20) CH149, SPURIOUS 1 GHz ~ 25 GHz



Date: 22.FEB.2016 18:45:49

The EIRP based on the measured conducted power, the upper bound on antenna gain for a device with a single RF output shall be selected as the maximum in-band gain of the antenna across all operating bands, or 2dBi, whichever is greater.

And the maximum in-band gain of the antenna is 3.7 dBi.

Note 1: The frequency is fundamental signal which can be ignored.

Note 2: Which frequency is not within a restricted band, and its limit line is 20dB below the highest emission level.

Note 3: Average measurement was not performed if peak level went lower than the average limit.

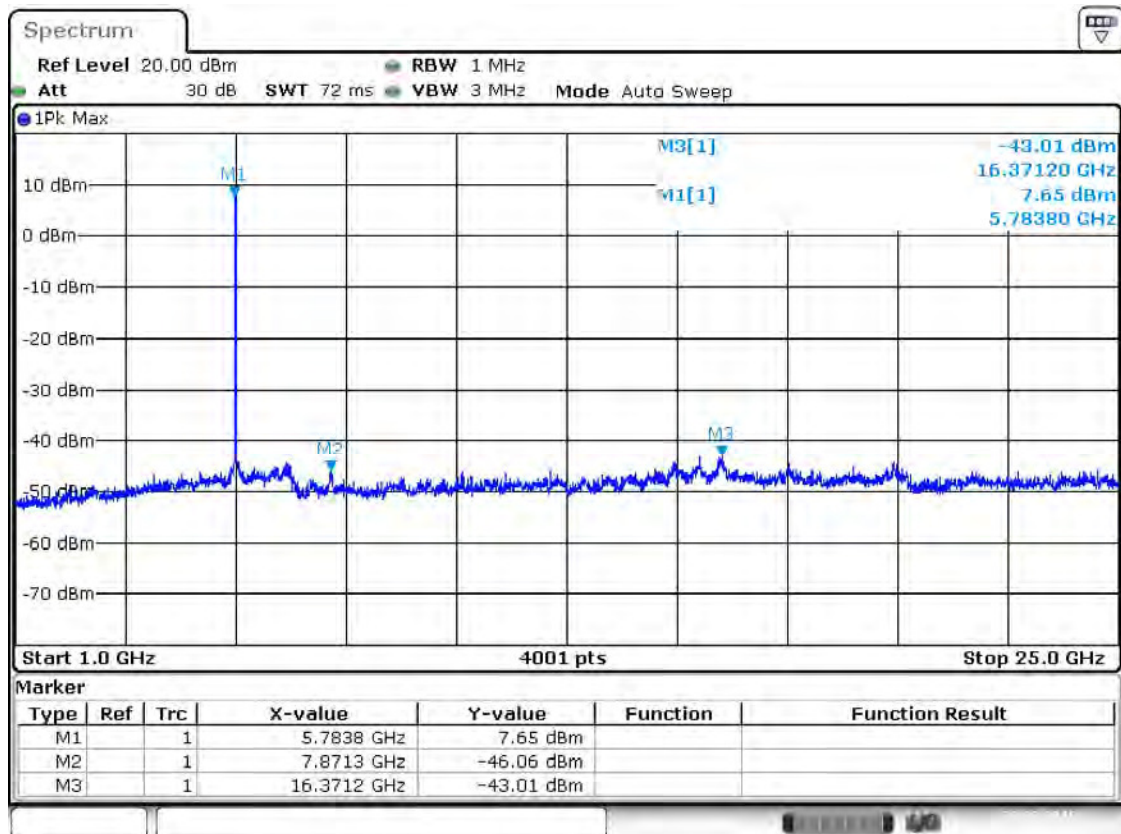
Note 4: The harmonic (2th ,3th , 4th,...etc.) and other spurious are not reported, because those levels are lower than average limit line and background noise

Band IV 11ac(HT20) CH157

Frequency (MHz)	Value (dBm)	Ground Reflection Factor (dB)	D (m)	Max gain (dBi)	Detector	E (dBµV/m)	Limit (dBµV/m)	Margin (dB)	Remark	Verdict
7871.3	-46.06	0	3	3.7	PK	52.90	86.61	33.71	Note 2	PASS
	N/A		3	3.7	AV	N/A	66.61	N/A	Note 3	PASS
16371.2	-43.01	0	3	3.7	PK	55.95	86.61	30.66	Note 2	PASS
	N/A		3	3.7	AV	N/A	66.61	N/A	Note 3	PASS
5783.8	7.65	0	3	3.7	PK	106.61	N/A	N/A	Note 1	N/A
	-17.20		3	3.7	AV	81.76	N/A	N/A		N/A

Test Plots

Band IV 11ac(HT20) CH157, SPURIOUS 1 GHz ~ 25 GHz



Date: 22.FEB.2016 18:48:22

The EIRP based on the measured conducted power, the upper bound on antenna gain for a device with a single RF output shall be selected as the maximum in-band gain of the antenna across all operating bands, or 2dBi, whichever is greater.

And the maximum in-band gain of the antenna is 3.7 dBi.

Note 1: The frequency is fundamental signal which can be ignored.

Note 2: Which frequency is not within a restricted band, and its limit line is 20dB below the highest emission level.

Note 3: Average measurement was not performed if peak level went lower than the average limit.

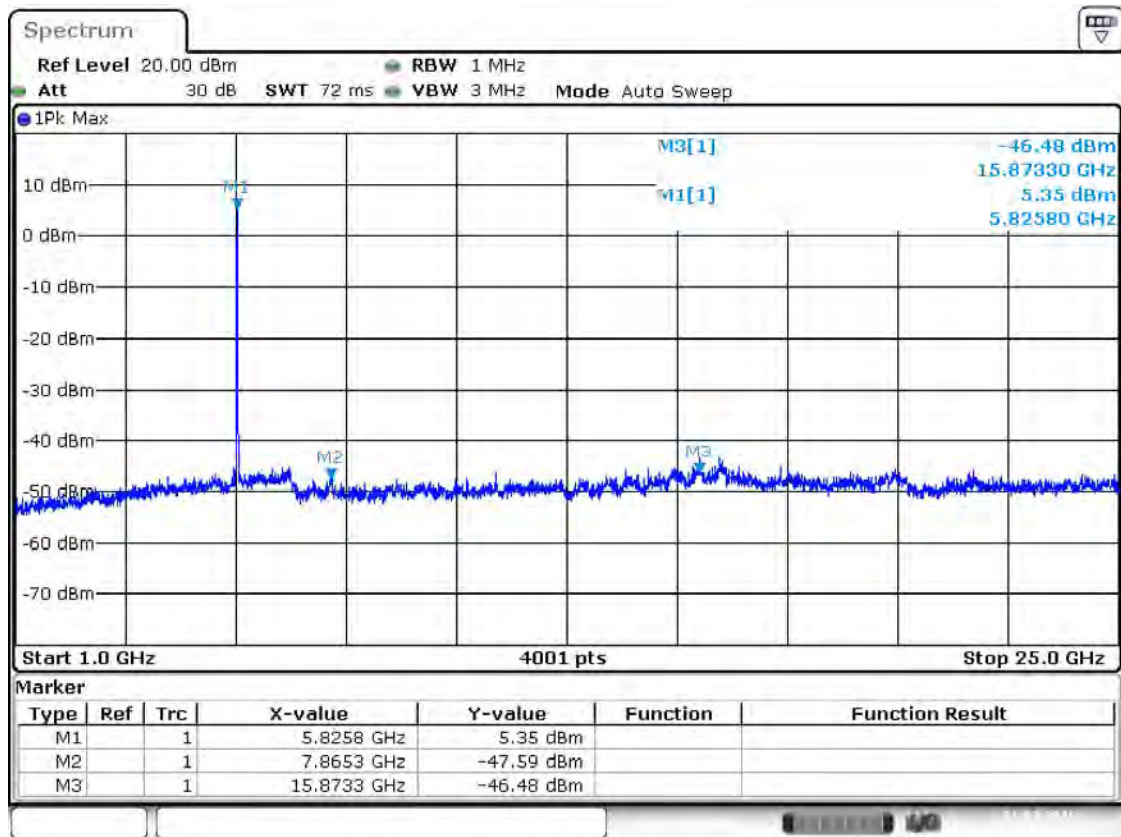
Note 4: The harmonic (2th ,3th , 4th,...etc.) and other spurious are not reported, because those levels are lower than average limit line and background noise

Band IV 11ac(HT20) CH165

Frequency (MHz)	Value (dBm)	Ground Reflection Factor (dB)	D (m)	Max gain (dBi)	Detector	E (dBμV/m)	Limit (dBμV/m)	Margin (dB)	Remark	Verdict
7865.3	-47.59	0	3	3.7	PK	51.37	84.31	32.94	Note 2	PASS
	N/A		3	3.7	AV	N/A	64.31	N/A	Note 3	PASS
15873.3	-46.48	0	3	3.7	PK	52.48	74.00	21.52	Note 3	PASS
	N/A		3	3.7	AV	N/A	54.00	N/A		PASS
5825.8	5.35	0	3	3.7	PK	104.31	N/A	N/A	Note 1	N/A
	-19.50		3	3.7	AV	79.46	N/A	N/A		N/A

Test Plots

Band IV 11ac(HT20) CH165, SPURIOUS 1 GHz ~ 25 GHz



Date: 31.MAR.2016 20:34:35

The EIRP based on the measured conducted power, the upper bound on antenna gain for a device with a single RF output shall be selected as the maximum in-band gain of the antenna across all operating bands, or 2dBi, whichever is greater.

And the maximum in-band gain of the antenna is 3.7 dBi.

Note 1: The frequency is fundamental signal which can be ignored.

Note 2: Which frequency is not within a restricted band, and its limit line is 20dB below the highest emission level.

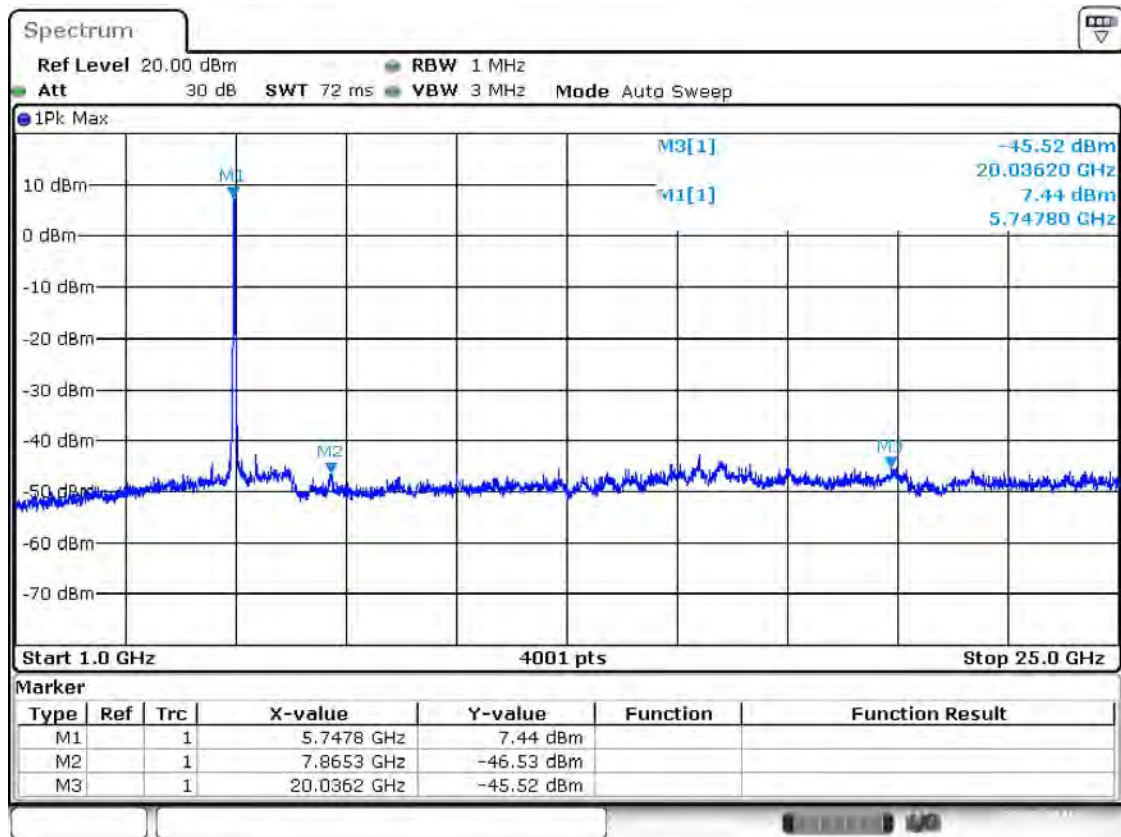
Note 3: Average measurement was not performed if peak level went lower than the average limit.

Note 4: The harmonic (2th ,3th , 4th,...etc.) and other spurious are not reported, because those levels are lower than average limit line and background noise

Band IV 11ac(HT40) CH151										
Frequency (MHz)	Value (dBm)	Ground Reflection Factor (dB)	D (m)	Max gain (dBi)	Detector	E (dBμV/m)	Limit (dBμV/m)	Margin (dB)	Remark	Verdict
7865.3	-46.53	0	3	3.7	PK	52.43	86.40	33.97	Note 2	PASS
	N/A		3	3.7	AV	N/A	66.40	N/A	Note 3	PASS
20036.2	-45.52	0	3	3.7	PK	53.44	74.00	20.56	--	PASS
	N/A		3	3.7	AV	N/A	54.00	N/A	Note 3	PASS
5747.8	7.44	0	3	3.7	PK	106.40	N/A	N/A	Note 1	N/A
	-17.41		3	3.7	AV	81.55	N/A	N/A		N/A

Test Plots

Band IV 11ac(HT40) CH151, SPURIOUS 1 GHz ~ 25 GHz



Date: 22.FEB.2016 19:02:51

The EIRP based on the measured conducted power, the upper bound on antenna gain for a device with a single RF output shall be selected as the maximum in-band gain of the antenna across all operating bands, or 2dBi, whichever is greater.

And the maximum in-band gain of the antenna is 3.7dBi.

Note 1: The frequency is fundamental signal which can be ignored.

Note 2: Which frequency is not within a restricted band, and its limit line is 20dB below the highest emission level.

Note 3: Average measurement was not performed if peak level went lower than the average limit.

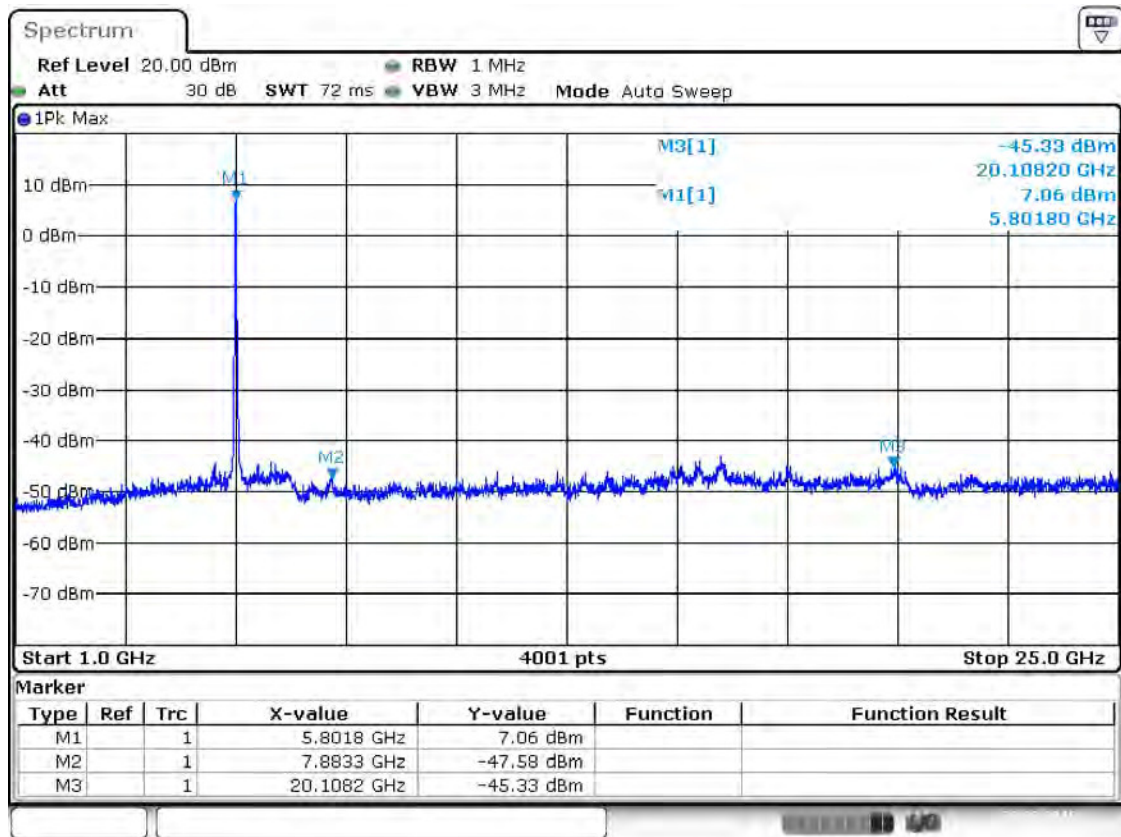
Note 4: The harmonic (2th ,3th , 4th,...etc.) and other spurious are not reported, because those levels are lower than average limit line and background noise

Band IV 11ac(HT40) CH159

Frequency (MHz)	Value (dBm)	Ground Reflection Factor (dB)	D (m)	Max gain (dBi)	Detector	E (dBμV/m)	Limit (dBμV/m)	Margin (dB)	Remark	Verdict
7883.3	-47.58	0	3	3.7	PK	51.38	86.02	34.64	Note 2	PASS
	N/A		3	3.7	AV	N/A	66.02	N/A	Note 3	PASS
20108.2	-45.33	0	3	3.7	PK	53.63	74.00	20.37	--	PASS
	N/A		3	3.7	AV	N/A	54.00	N/A	Note 3	PASS
5801.8	7.06	0	3	3.7	PK	106.02	N/A	N/A	Note 1	N/A
	-17.79		3	3.7	AV	81.17	N/A	N/A		N/A

Test Plots

Band IV 11ac(HT40) CH159, SPURIOUS 1 GHz ~ 25 GHz



Date: 22.FEB.2016 19:04:57

The EIRP based on the measured conducted power, the upper bound on antenna gain for a device with a single RF output shall be selected as the maximum in-band gain of the antenna across all operating bands, or 2dBi, whichever is greater.

And the maximum in-band gain of the antenna is 3.7 dBi.

Note 1: The frequency is fundamental signal which can be ignored.

Note 2: Which frequency is not within a restricted band, and its limit line is 20dB below the highest emission level.

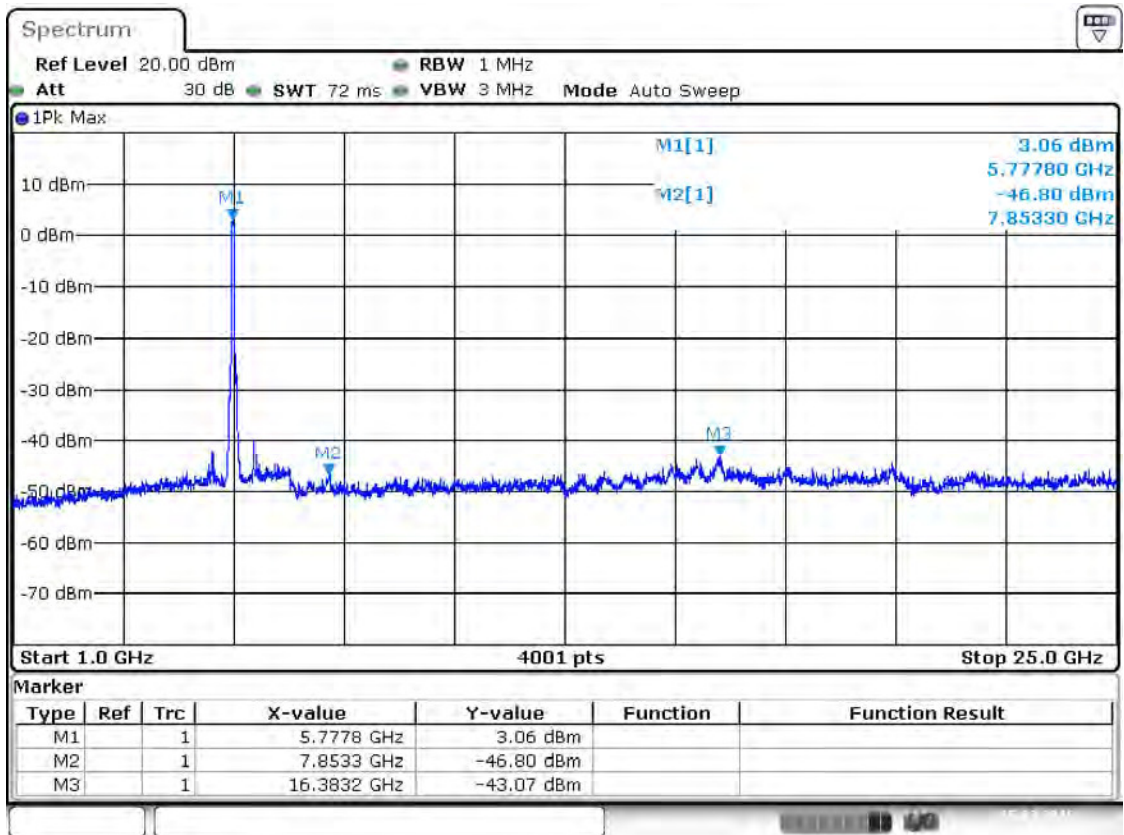
Note 3: Average measurement was not performed if peak level went lower than the average limit.

Note 4: The harmonic (2th ,3th , 4th,...etc.) and other spurious are not reported, because those levels are lower than average limit line and background noise

Band IV 11ac(HT80) CH155										
Frequency (MHz)	Value (dBm)	Ground Reflection Factor (dB)	D (m)	Max gain (dBi)	Detector	E (dBμV/m)	Limit (dBμV/m)	Margin (dB)	Remark	Verdict
7853.3	-46.8	0	3	3.7	PK	52.16	82.02	29.86	Note 2	PASS
	N/A		3	3.7	AV	N/A	62.02	N/A	Note 3	PASS
16383.2	-43.07	0	3	3.7	PK	55.89	82.02	26.13	Note 2	PASS
	N/A		3	3.7	AV	N/A	62.02	N/A	Note 3	PASS
5777.8	3.06	0	3	3.7	PK	102.02	N/A	N/A	Note 1	N/A
	-21.79		3	3.7	AV	77.17	N/A	N/A		N/A

Test Plots

Band IV 11ac(HT80) CH155, SPURIOUS 1 GHz ~ 25 GHz



Date: 5.MAR.2016 15:00:17

ANT 1

The EIRP based on the measured conducted power, the upper bound on antenna gain for a device with a single RF output shall be selected as the maximum in-band gain of the antenna across all operating bands, or 2dBi, whichever is greater.

And the maximum in-band gain of the antenna is 3.4 dBi.

Note 1: The frequency is fundamental signal which can be ignored.

Note 2: Which frequency is not within a restricted band, and its limit line is 20dB below the highest emission level.

Note 3: Average measurement was not performed if peak level went lower than the average limit.

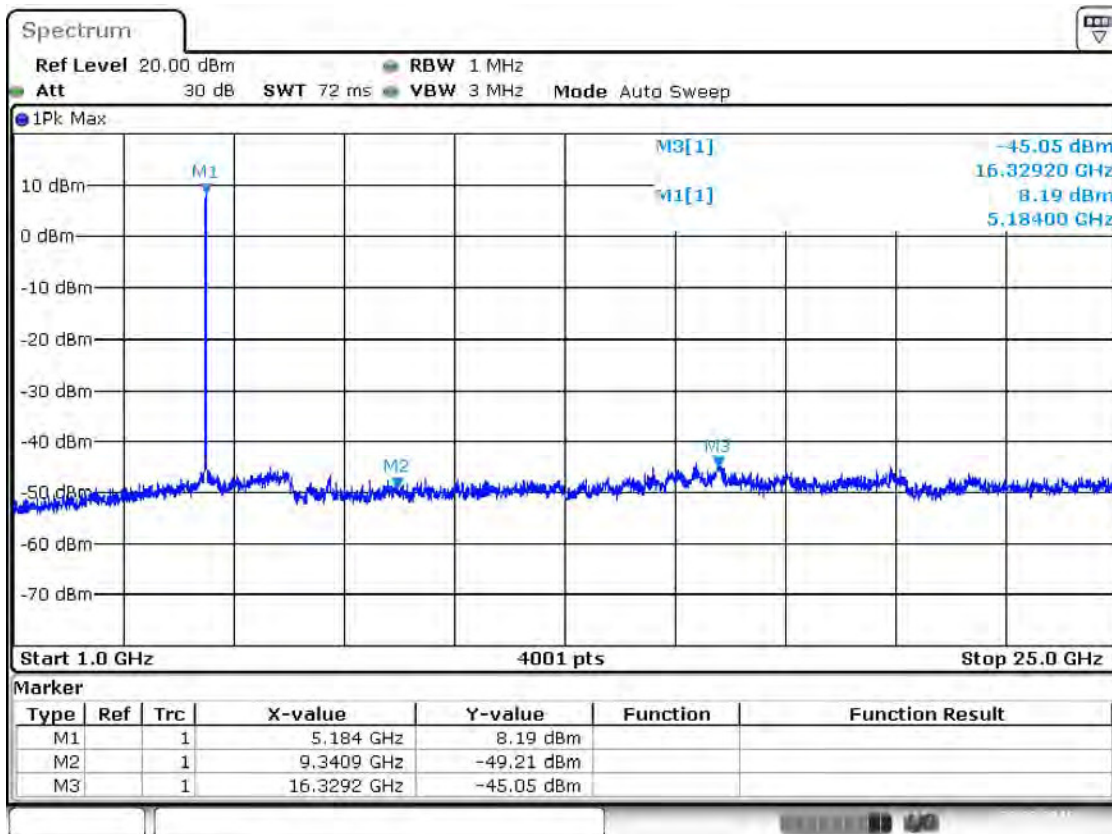
Note 4: The harmonic (2th ,3th , 4th,...etc.) and other spurious are not reported, because those levels are lower than average limit line and background noise

Band I 11a CH36

Frequency (MHz)	Value (dBm)	Ground Reflection Factor (dB)	D (m)	Max gain (dBi)	Detector	E (dBμV/m)	Limit (dBμV/m)	Margin (dB)	Remark	Verdict
9340.9	-49.21	0	3	3.4	PK	49.45	74.00	24.55	--	PASS
	N/A		3	3.4	AV	N/A	54.00	N/A	Note 3	PASS
16329.2	-45.05	0	3	3.4	PK	53.61	86.85	33.24	Note 2	PASS
	N/A		3	3.4	AV	N/A	66.85	N/A	Note 3	PASS
5184	8.19	0	3	3.4	PK	106.85	N/A	N/A	Note 1	N/A
	-16.66		3	3.4	AV	82.00	N/A	N/A		N/A

Test Plots

Band I 11a CH36, SPURIOUS 1 GHz ~ 25 GHz



The EIRP based on the measured conducted power, the upper bound on antenna gain for a device with a single RF output shall be selected as the maximum in-band gain of the antenna across all operating bands, or 2dBi, whichever is greater.

And the maximum in-band gain of the antenna is 3.4 dBi.

Note 1: The frequency is fundamental signal which can be ignored.

Note 2: Which frequency is not within a restricted band, and its limit line is 20dB below the highest emission level.

Note 3: Average measurement was not performed if peak level went lower than the average limit.

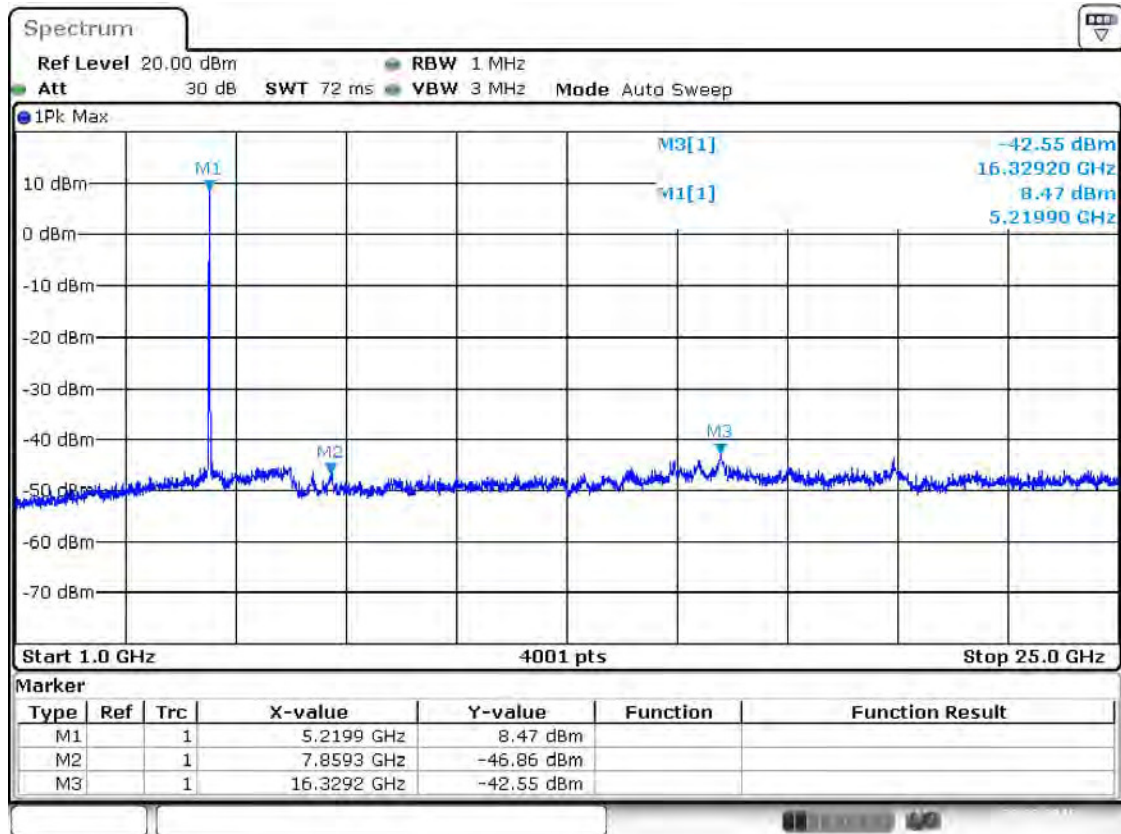
Note 4: The harmonic (2th ,3th , 4th,...etc.) and other spurious are not reported, because those levels are lower than average limit line and background noise

Band I 11a CH44

Frequency (MHz)	Value (dBm)	Ground Reflection Factor (dB)	D (m)	Max gain (dBi)	Detector	E (dBμV/m)	Limit (dBμV/m)	Margin (dB)	Remark	Verdict
7859.3	-46.86	0	3	3.4	PK	51.80	87.13	35.33	Note 2	PASS
	N/A		3	3.4	AV	N/A	67.13	N/A	Note 3	PASS
16329.2	-42.55	0	3	3.4	PK	56.11	87.13	31.02	Note 2	PASS
	N/A		3	3.4	AV	N/A	67.13	N/A	Note 3	PASS
5219.9	8.47	0	3	3.4	PK	107.13	N/A	N/A	Note 1	N/A
	-16.38		3	3.4	AV	82.28	N/A	N/A		N/A

Test Plots

Band I 11a CH44, SPURIOUS 1 GHz ~ 25 GHz



Date: 22.FEB.2016 16:34:18

The EIRP based on the measured conducted power, the upper bound on antenna gain for a device with a single RF output shall be selected as the maximum in-band gain of the antenna across all operating bands, or 2dBi, whichever is greater.

And the maximum in-band gain of the antenna is 3.4dBi.

Note 1: The frequency is fundamental signal which can be ignored.

Note 2: Which frequency is not within a restricted band, and its limit line is 20dB below the highest emission level.

Note 3: Average measurement was not performed if peak level went lower than the average limit.

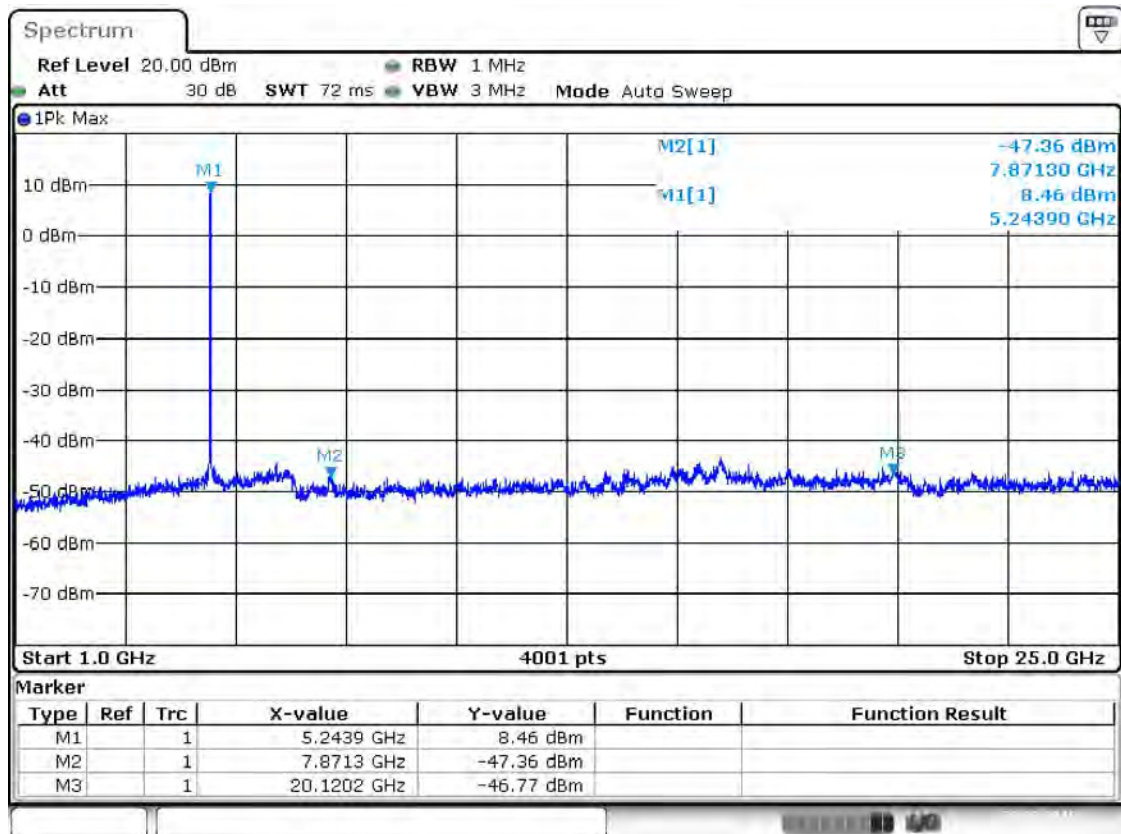
Note 4: The harmonic (2th ,3th , 4th,...etc.) and other spurious are not reported, because those levels are lower than average limit line and background noise

Band I 11a CH48

Frequency (MHz)	Value (dBm)	Ground Reflection Factor (dB)	D (m)	Max gain (dBi)	Detector	E (dBμV/m)	Limit (dBμV/m)	Margin (dB)	Remark	Verdict
7871.3	-47.36	0	3	3.4	PK	51.30	87.12	35.82	Note 2	PASS
	N/A		3	3.4	AV	N/A	67.12	N/A	Note 3	PASS
20120.2	-46.77	0	3	3.4	PK	51.89	74.00	22.11	--	PASS
	N/A		3	3.4	AV	N/A	54.00	N/A	Note 3	PASS
5243.9	8.46	0	3	3.4	PK	107.12	N/A	N/A	Note 1	N/A
	-16.39		3	3.4	AV	82.27	N/A	N/A		N/A

Test Plots

Band I 11a CH48, SPURIOUS 1 GHz ~ 25 GHz



Date: 22.FEB.2016 16:36:22

The EIRP based on the measured conducted power, the upper bound on antenna gain for a device with a single RF output shall be selected as the maximum in-band gain of the antenna across all operating bands, or 2dBi, whichever is greater.

And the maximum in-band gain of the antenna is 3.4 dBi.

Note 1: The frequency is fundamental signal which can be ignored.

Note 2: Which frequency is not within a restricted band, and its limit line is 20dB below the highest emission level.

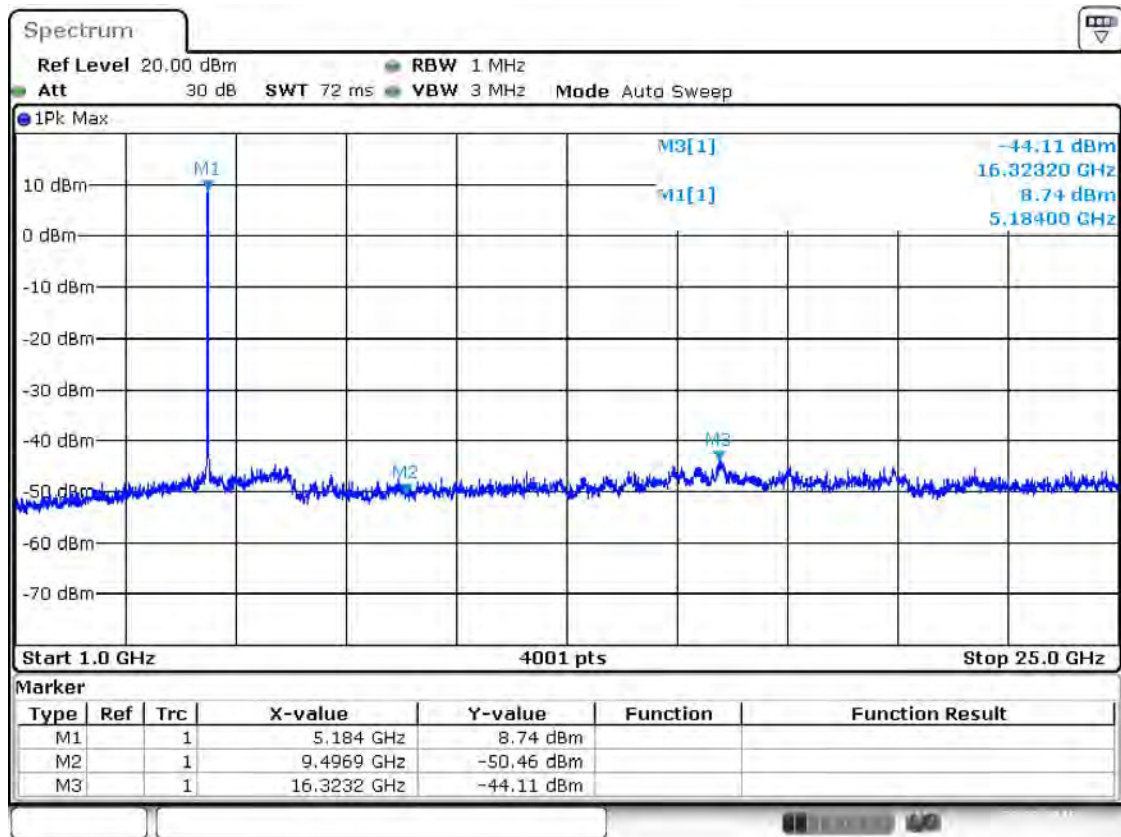
Note 3: Average measurement was not performed if peak level went lower than the average limit.

Note 4: The harmonic (2th ,3th , 4th,...etc.) and other spurious are not reported, because those levels are lower than average limit line and background noise

Band I 11n(HT20) CH36										
Frequency (MHz)	Value (dBm)	Ground Reflection Factor (dB)	D (m)	Max gain (dBi)	Detector	E (dBμV/m)	Limit (dBμV/m)	Margin (dB)	Remark	Verdict
9496.9	-50.46	0	3	3.4	PK	48.20	74.00	25.80	--	PASS
	N/A		3	3.4	AV	N/A	54.00	N/A	Note 3	PASS
16323.2	-44.11	0	3	3.4	PK	54.55	87.40	32.85	Note 2	PASS
	N/A		3	3.4	AV	N/A	67.40	N/A	Note 3	PASS
5184	8.74	0	3	3.4	PK	107.40	N/A	N/A	Note 1	N/A
	-16.11		3	3.4	AV	82.55	N/A	N/A		N/A

Test Plots

Band I 11n(HT20) CH36, SPURIOUS 1 GHz ~ 25 GHz



Date: 22.FEB.2016 17:07:33

The EIRP based on the measured conducted power, the upper bound on antenna gain for a device with a single RF output shall be selected as the maximum in-band gain of the antenna across all operating bands, or 2dBi, whichever is greater.

And the maximum in-band gain of the antenna is 3.4 dBi.

Note 1: The frequency is fundamental signal which can be ignored.

Note 2: Which frequency is not within a restricted band, and its limit line is 20dB below the highest emission level.

Note 3: Average measurement was not performed if peak level went lower than the average limit.

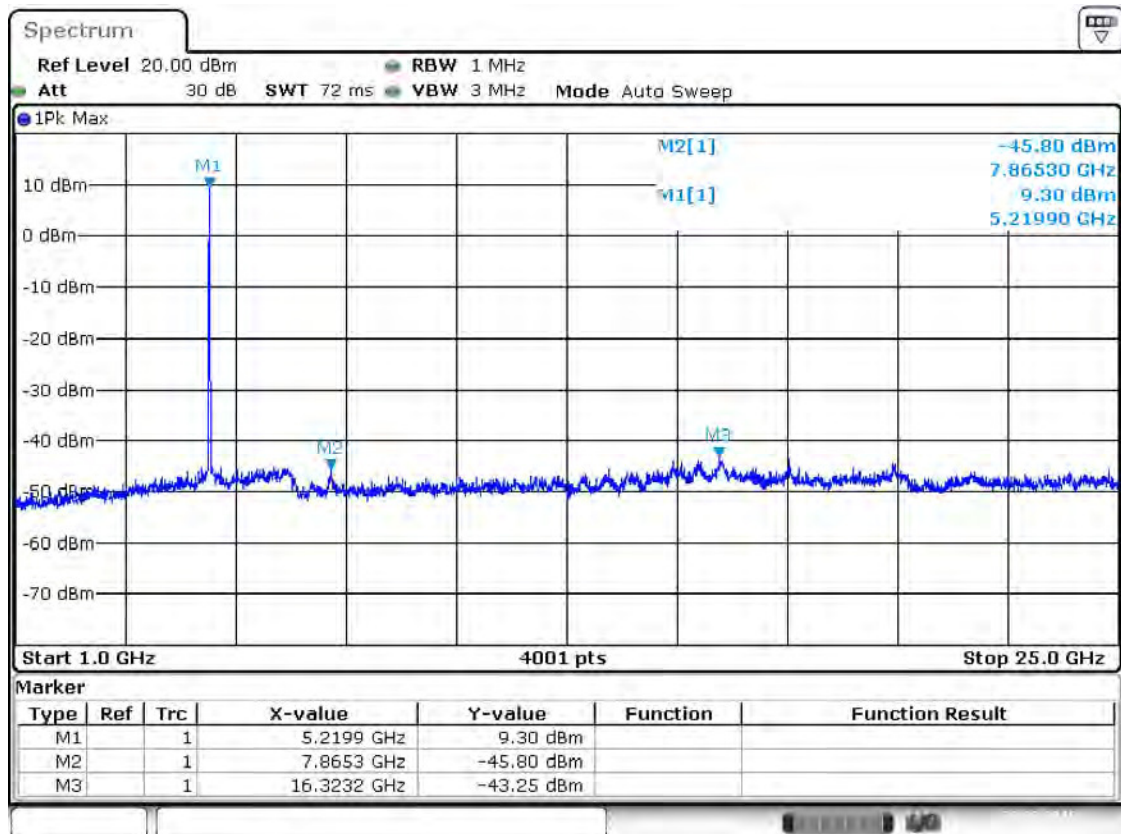
Note 4: The harmonic (2th ,3th , 4th,...etc.) and other spurious are not reported, because those levels are lower than average limit line and background noise

Band I 11n(HT20) CH44

Frequency (MHz)	Value (dBm)	Ground Reflection Factor (dB)	D (m)	Max gain (dBi)	Detector	E (dBμV/m)	Limit (dBμV/m)	Margin (dB)	Remark	Verdict
7865.3	-45.8	0	3	3.4	PK	52.86	87.96	35.10	Note 2	PASS
	N/A		3	3.4	AV	N/A	67.96	N/A	Note 3	PASS
16323.2	-43.25	0	3	3.4	PK	55.41	87.96	32.55	Note 2	PASS
	N/A		3	3.4	AV	N/A	67.96	N/A	Note 3	PASS
5219.9	9.3	0	3	3.4	PK	107.96	N/A	N/A	Note 1	N/A
	-15.55		3	3.4	AV	83.11	N/A	N/A		N/A

Test Plots

Band I 11n(HT20) CH44, SPURIOUS 1 GHz ~ 25 GHz



Date: 22.FEB.2016 17:08:20

The EIRP based on the measured conducted power, the upper bound on antenna gain for a device with a single RF output shall be selected as the maximum in-band gain of the antenna across all operating bands, or 2dBi, whichever is greater.

And the maximum in-band gain of the antenna is 3.4dBi.

Note 1: The frequency is fundamental signal which can be ignored.

Note 2: Which frequency is not within a restricted band, and its limit line is 20dB below the highest emission level.

Note 3: Average measurement was not performed if peak level went lower than the average limit.

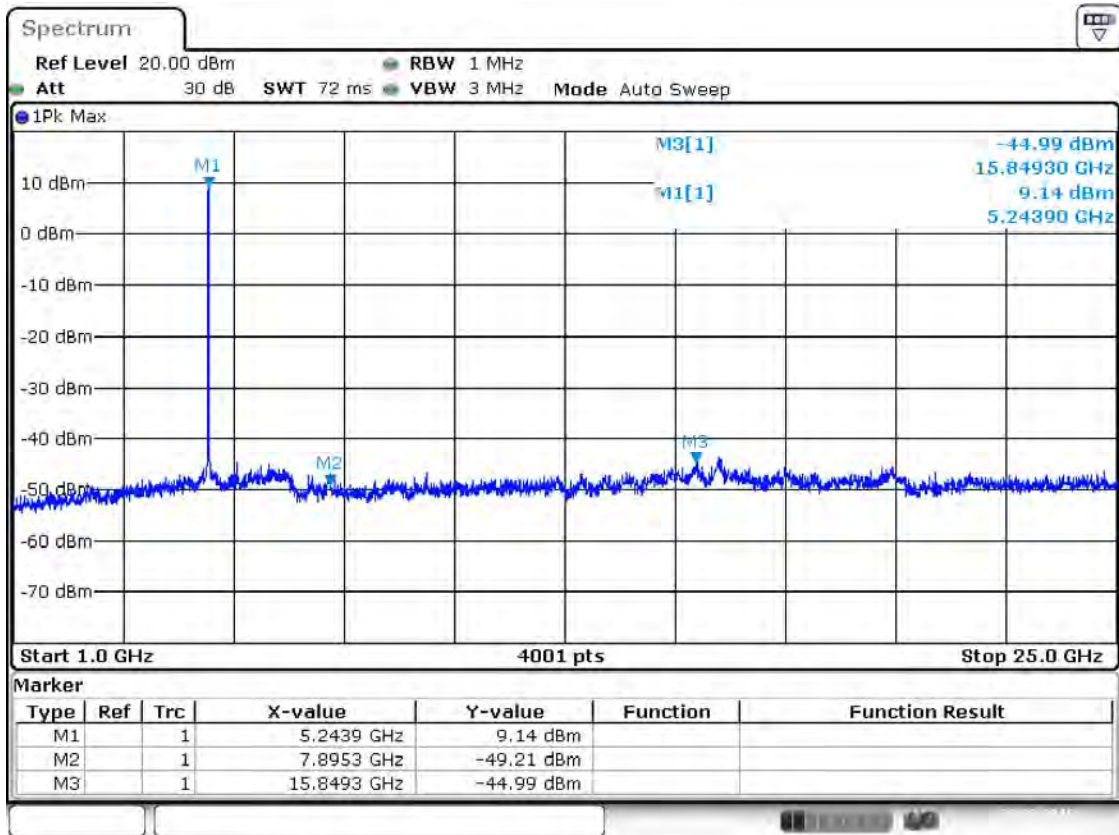
Note 4: The harmonic (3th ,4th , 5th,...etc.) and other spurious are not reported, because those levels are lower than average limit line and background noise

Band I 11n(HT20) CH48

Frequency (MHz)	Value (dBm)	Ground Reflection Factor (dB)	D (m)	Max gain (dBi)	Detector	E (dBμV/m)	Limit (dBμV/m)	Margin (dB)	Remark	Verdict
7895.3	-49.21	0	3	3.4	PK	49.45	87.80	38.35	Note 2	PASS
	N/A		3	3.4	AV	N/A	67.80	N/A	Note 3	PASS
15849.3	-44.99	0	3	3.4	PK	53.67	74.00	20.33	--	PASS
	-69.84		3	3.4	AV	28.82	54.00	25.18	--	PASS
5243.9	9.14	0	3	3.4	PK	107.80	N/A	N/A	Note 1	N/A
	-15.71		3	3.4	AV	82.95	N/A	N/A		N/A

Test Plots

Band I 11n(HT20) CH48, SPURIOUS 1 GHz ~ 25 GHz



Date: 22.FEB.2016 17:10:51

The EIRP based on the measured conducted power, the upper bound on antenna gain for a device with a single RF output shall be selected as the maximum in-band gain of the antenna across all operating bands, or 2dBi, whichever is greater.

And the maximum in-band gain of the antenna is 3.4 dBi.

Note 1: The frequency is fundamental signal which can be ignored.

Note 2: Which frequency is not within a restricted band, and its limit line is 20dB below the highest emission level.

Note 3: Average measurement was not performed if peak level went lower than the average limit.

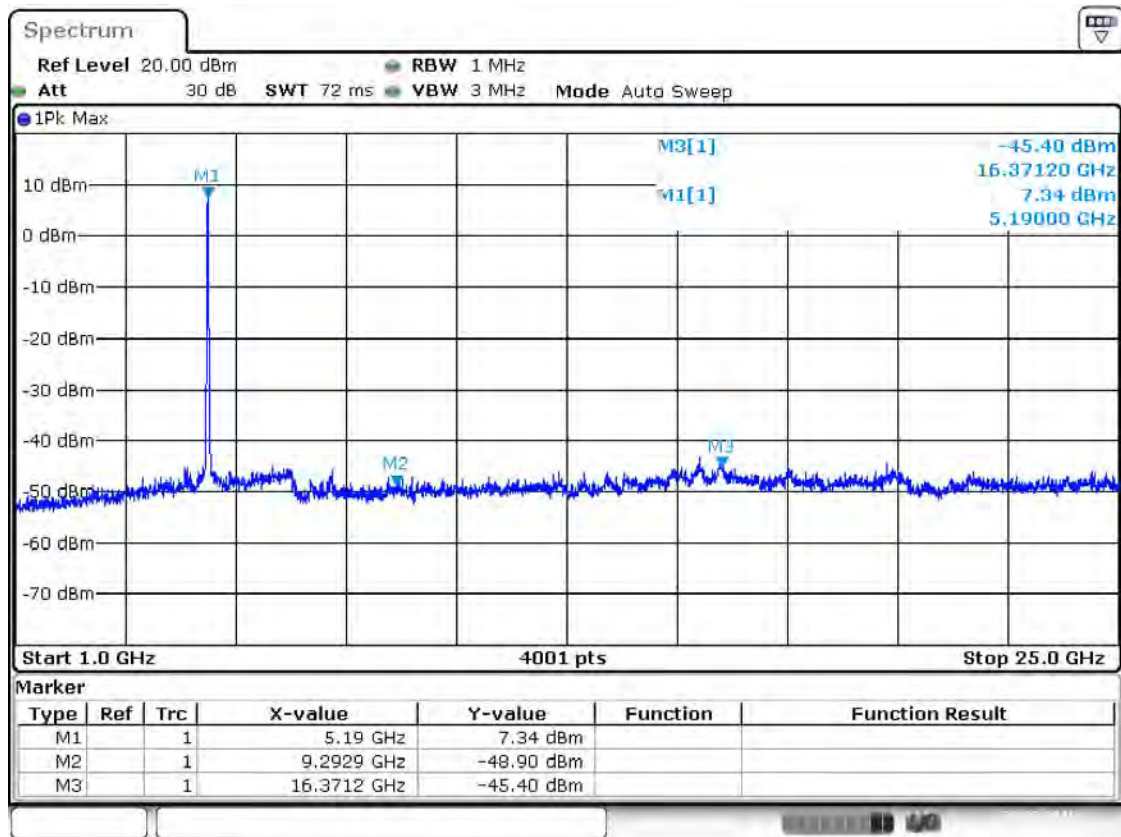
Note 4: The harmonic (2th ,3th , 4th,...etc.) and other spurious are not reported, because those levels are lower than average limit line and background noise

Band I 11n(HT40) CH38

Frequency (MHz)	Value (dBm)	Ground Reflection Factor (dB)	D (m)	Max gain (dBi)	Detector	E (dBμV/m)	Limit (dBμV/m)	Margin (dB)	Remark	Verdict
9292.9	-48.9	0	3	3.4	PK	49.76	86.00	36.24	Note 2	PASS
	N/A		3	3.4	AV	N/A	66.00	N/A	Note 3	PASS
16371.2	-45.4	0	3	3.4	PK	53.26	86.00	32.74	Note 2	PASS
	N/A		3	3.4	AV	N/A	66.00	N/A	Note 3	PASS
5190	7.34	0	3	3.4	PK	106.00	N/A	N/A	Note 1	N/A
	-17.51		3	3.4	AV	81.15	N/A	N/A		N/A

Test Plots

Band I 11n(HT40) CH38, SPURIOUS 1 GHz ~ 25 GHz



Date: 22.FEB.2016 17:31:14

The EIRP based on the measured conducted power, the upper bound on antenna gain for a device with a single RF output shall be selected as the maximum in-band gain of the antenna across all operating bands, or 2dBi, whichever is greater.

And the maximum in-band gain of the antenna is 3.4 dBi.

Note 1: The frequency is fundamental signal which can be ignored.

Note 2: Which frequency is not within a restricted band, and its limit line is 20dB below the highest emission level.

Note 3: Average measurement was not performed if peak level went lower than the average limit.

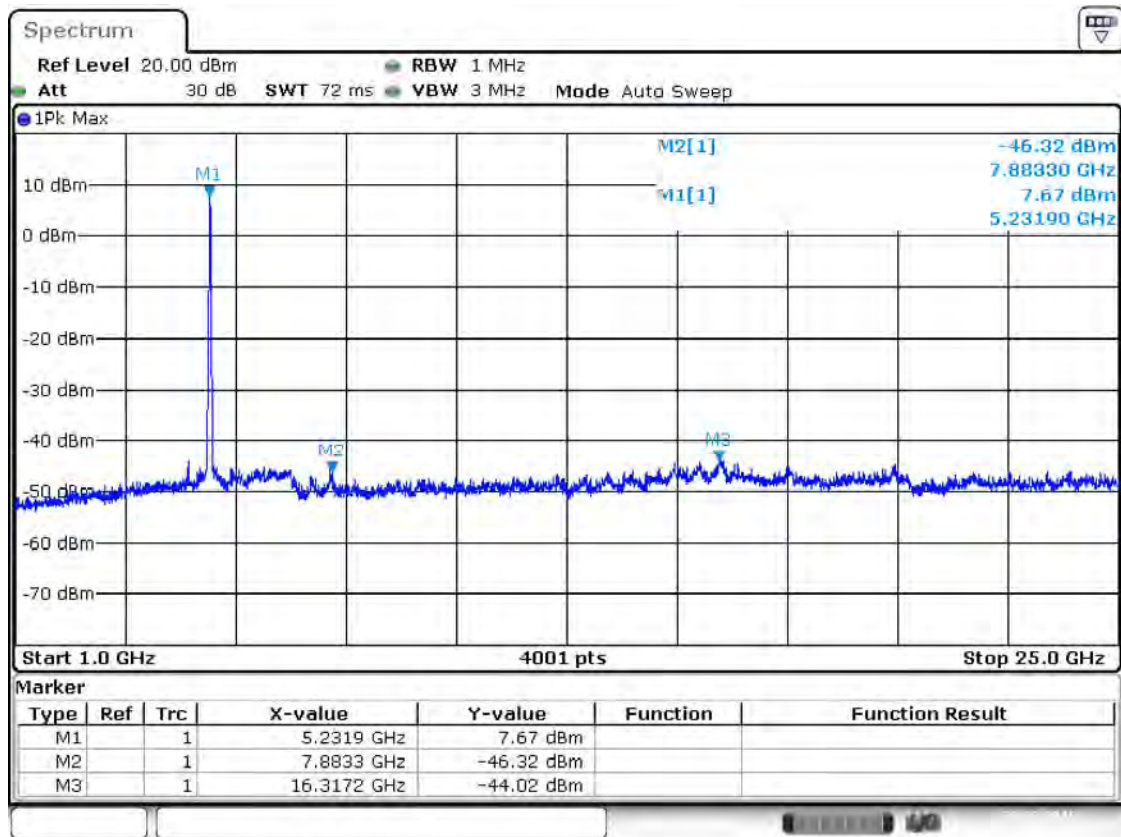
Note 4: The harmonic (2th ,3th , 4th,...etc.) and other spurious are not reported, because those levels are lower than average limit line and background noise

Band I 11n(HT40) CH46

Frequency (MHz)	Value (dBm)	Ground Reflection Factor (dB)	D (m)	Max gain (dBi)	Detector	E (dBμV/m)	Limit (dBμV/m)	Margin (dB)	Remark	Verdict
7883.3	-46.32	0	3	3.4	PK	52.34	86.33	33.99	Note 2	PASS
	N/A		3	3.4	AV	N/A	66.33	N/A	Note 3	PASS
16317.2	-44.02	0	3	3.4	PK	54.64	86.33	31.69	Note 2	PASS
	N/A		3	3.4	AV	N/A	66.33	N/A	Note 3	PASS
5231.9	7.67	0	3	3.4	PK	106.33	N/A	N/A	Note 1	N/A
	-17.18		3	3.4	AV	81.48	N/A	N/A		N/A

Test Plots

Band I 11n(HT40) CH46, SPURIOUS 1 GHz ~ 25 GHz



Date: 22.FEB.2016 17:32:08

The EIRP based on the measured conducted power, the upper bound on antenna gain for a device with a single RF output shall be selected as the maximum in-band gain of the antenna across all operating bands, or 2dBi, whichever is greater.

And the maximum in-band gain of the antenna is 3.4 dBi.

Note 1: The frequency is fundamental signal which can be ignored.

Note 2: Which frequency is not within a restricted band, and its limit line is 20dB below the highest emission level.

Note 3: Average measurement was not performed if peak level went lower than the average limit.

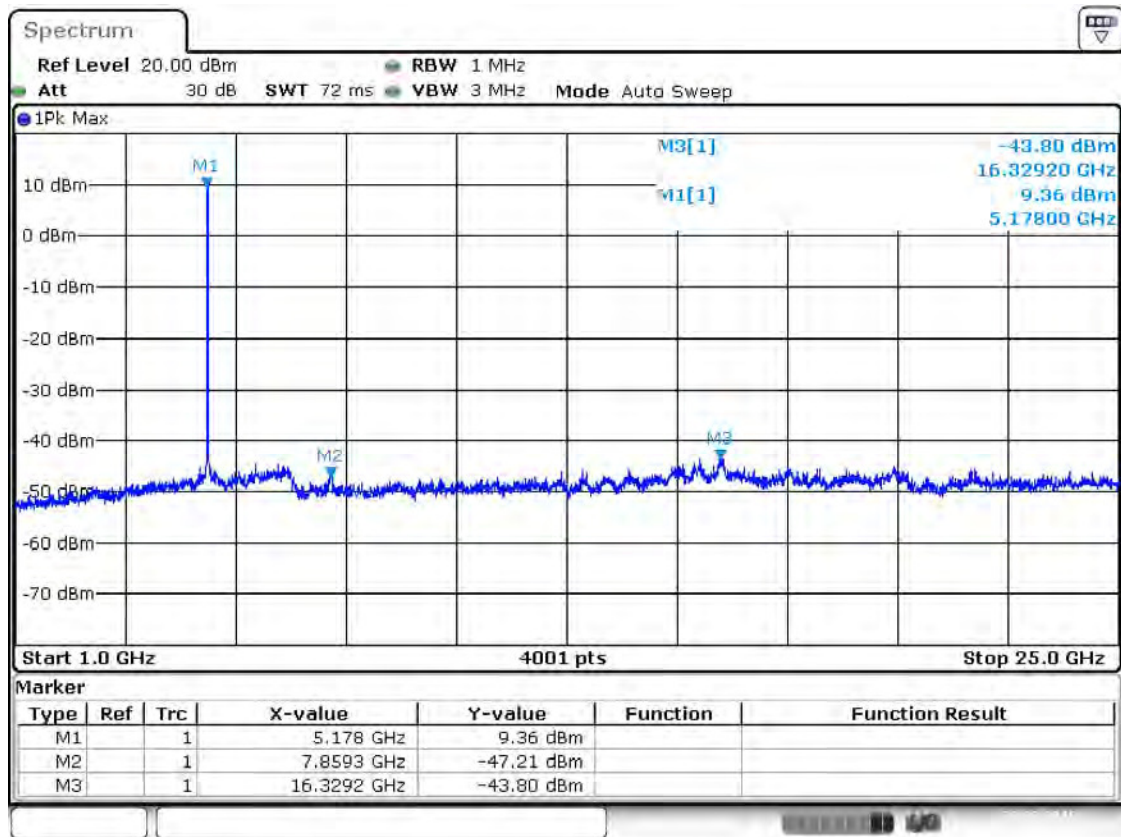
Note 4: The harmonic (2th ,3th , 4th,...etc.) and other spurious are not reported, because those levels are lower than average limit line and background noise

Band I 11ac(HT20) CH36

Frequency (MHz)	Value (dBm)	Ground Reflection Factor (dB)	D (m)	Max gain (dBi)	Detector	E (dBμV/m)	Limit (dBμV/m)	Margin (dB)	Remark	Verdict
7859.3	-47.21	0	3	3.4	PK	51.45	88.02	36.57	Note 2	PASS
	N/A		3	3.4	AV	N/A	68.02	N/A	Note 3	PASS
16329.2	-43.8	0	3	3.4	PK	54.86	88.02	33.16	Note 2	PASS
	N/A		3	3.4	AV	N/A	68.02	N/A	Note 3	PASS
5178	9.36	0	3	3.4	PK	108.02	N/A	N/A	Note 1	N/A
	-15.49		3	3.4	AV	83.17	N/A	N/A		N/A

Test Plots

Band I 11ac(HT20) CH36, SPURIOUS 1 GHz ~ 25 GHz



Date: 22.FEB.2016 17:58:33

The EIRP based on the measured conducted power, the upper bound on antenna gain for a device with a single RF output shall be selected as the maximum in-band gain of the antenna across all operating bands, or 2dBi, whichever is greater.

And the maximum in-band gain of the antenna is 3.4 dBi.

Note 1: The frequency is fundamental signal which can be ignored.

Note 2: Which frequency is not within a restricted band, and its limit line is 20dB below the highest emission level.

Note 3: Average measurement was not performed if peak level went lower than the average limit.

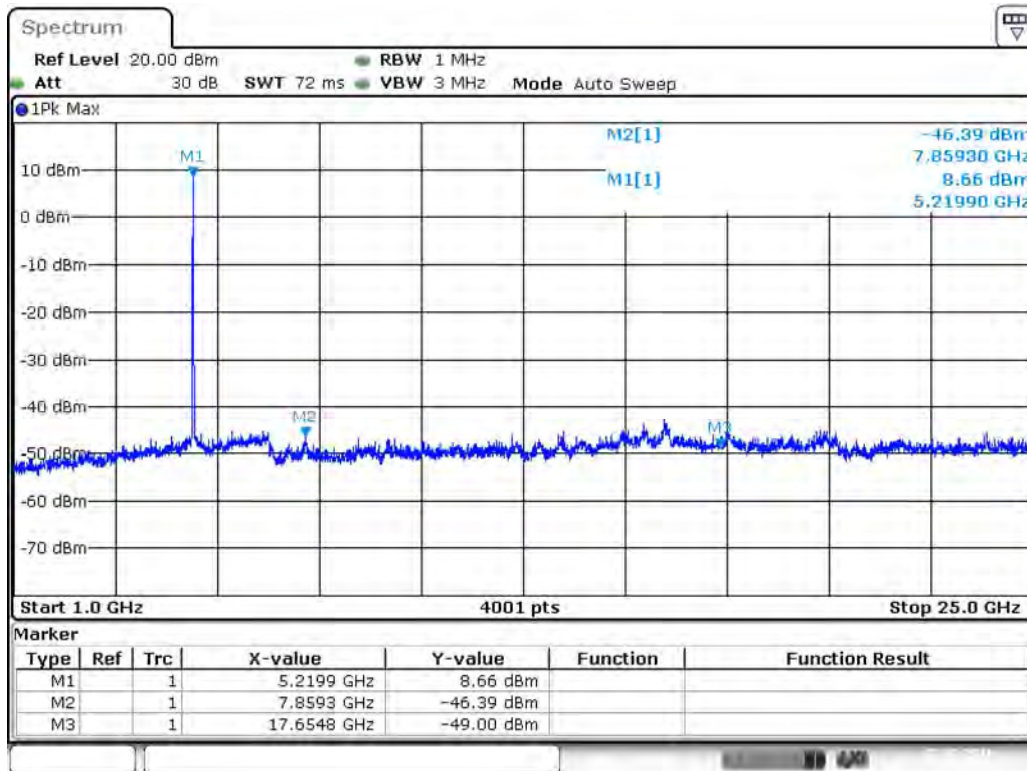
Note 4: The harmonic (2th ,3th , 4th,...etc.) and other spurious are not reported, because those levels are lower than average limit line and background noise

Band I 11ac(HT20) CH44

Frequency (MHz)	Value (dBm)	Ground Reflection Factor (dB)	D (m)	Max gain (dBi)	Detector	E (dBμV/m)	Limit (dBμV/m)	Margin (dB)	Remark	Verdict
7859.3	-46.39	0	3	3.4	PK	52.27	87.32	35.05	Note 2	PASS
	N/A		3	3.4	AV	N/A	67.32	N/A	Note 3	PASS
17654.8	-49	0	3	3.4	PK	49.66	87.32	37.66	Note 2	PASS
	N/A		3	3.4	AV	N/A	67.32	N/A	Note 3	PASS
5219.9	8.66	0	3	3.4	PK	107.32	N/A	N/A	Note 1	N/A
	-16.19		3	3.4	AV	82.47	N/A	N/A		N/A

Test Plots

Band I 11ac(HT20) CH44, SPURIOUS 1 GHz ~ 25 GHz



Date: 22.FEB.2016 18:00:33

The EIRP based on the measured conducted power, the upper bound on antenna gain for a device with a single RF output shall be selected as the maximum in-band gain of the antenna across all operating bands, or 2dBi, whichever is greater.

And the maximum in-band gain of the antenna is 3.4 dBi.

Note 1: The frequency is fundamental signal which can be ignored.

Note 2: Which frequency is not within a restricted band, and its limit line is 20dB below the highest emission level.

Note 3: Average measurement was not performed if peak level went lower than the average limit.

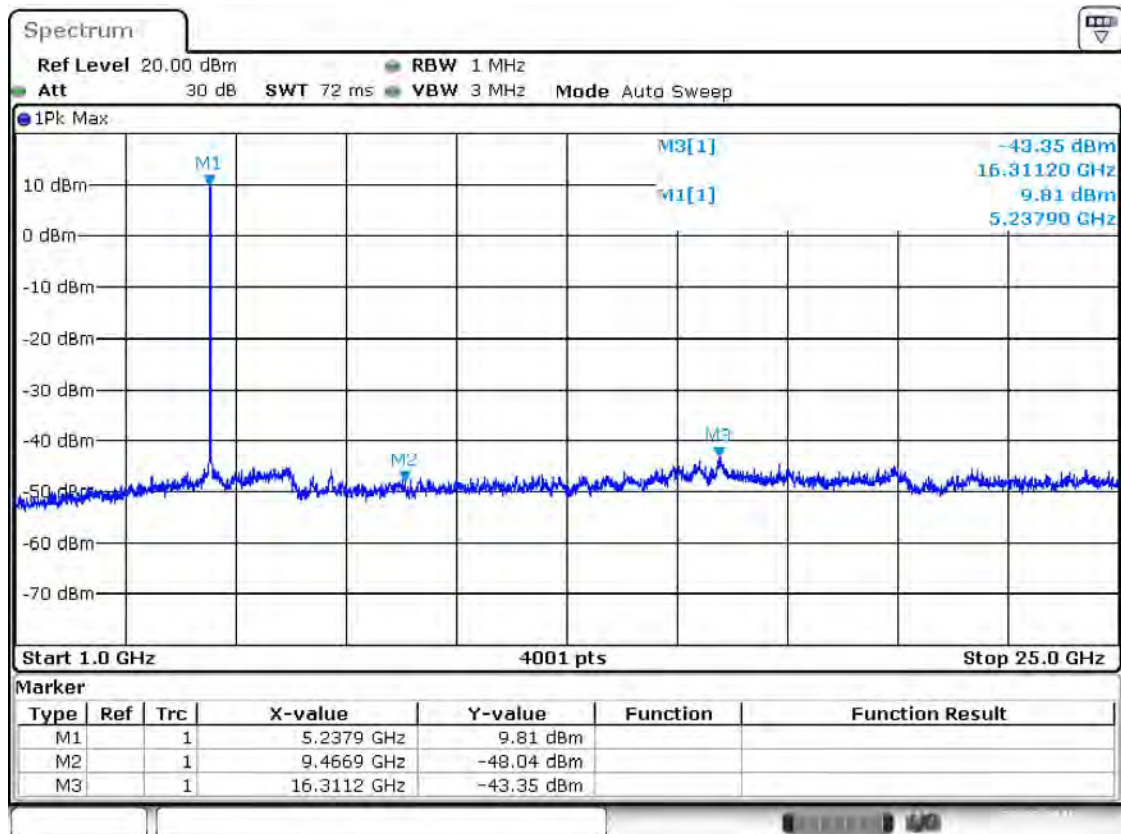
Note 4: The harmonic (2th ,3th , 4th,...etc.) and other spurious are not reported, because those levels are lower than average limit line and background noise

Band I 11ac(HT20) CH48

Frequency (MHz)	Value (dBm)	Ground Reflection Factor (dB)	D (m)	Max gain (dBi)	Detector	E (dBμV/m)	Limit (dBμV/m)	Margin (dB)	Remark	Verdict
9466.9	-48.04	0	3	3.4	PK	50.62	74.00	23.38	--	PASS
	N/A		3	3.4	AV	N/A	54.00	N/A	Note 3	PASS
163112	-43.35	0	3	3.4	PK	55.31	88.47	33.16	Note 2	PASS
	N/A		3	3.4	AV	N/A	68.47	N/A	Note 3	PASS
5237.9	9.81	0	3	3.4	PK	108.47	N/A	N/A	Note 1	N/A
	-15.04		3	3.4	AV	83.62	N/A	N/A		N/A

Test Plots

Band I 11ac(HT20) CH48, SPURIOUS 1 GHz ~ 25 GHz



Date: 22.FEB.2016 18:01:19

The EIRP based on the measured conducted power, the upper bound on antenna gain for a device with a single RF output shall be selected as the maximum in-band gain of the antenna across all operating bands, or 2dBi, whichever is greater.

And the maximum in-band gain of the antenna is 3.4dBi.

Note 1: The frequency is fundamental signal which can be ignored.

Note 2: Which frequency is not within a restricted band, and its limit line is 20dB below the highest emission level.

Note 3: Average measurement was not performed if peak level went lower than the average limit.

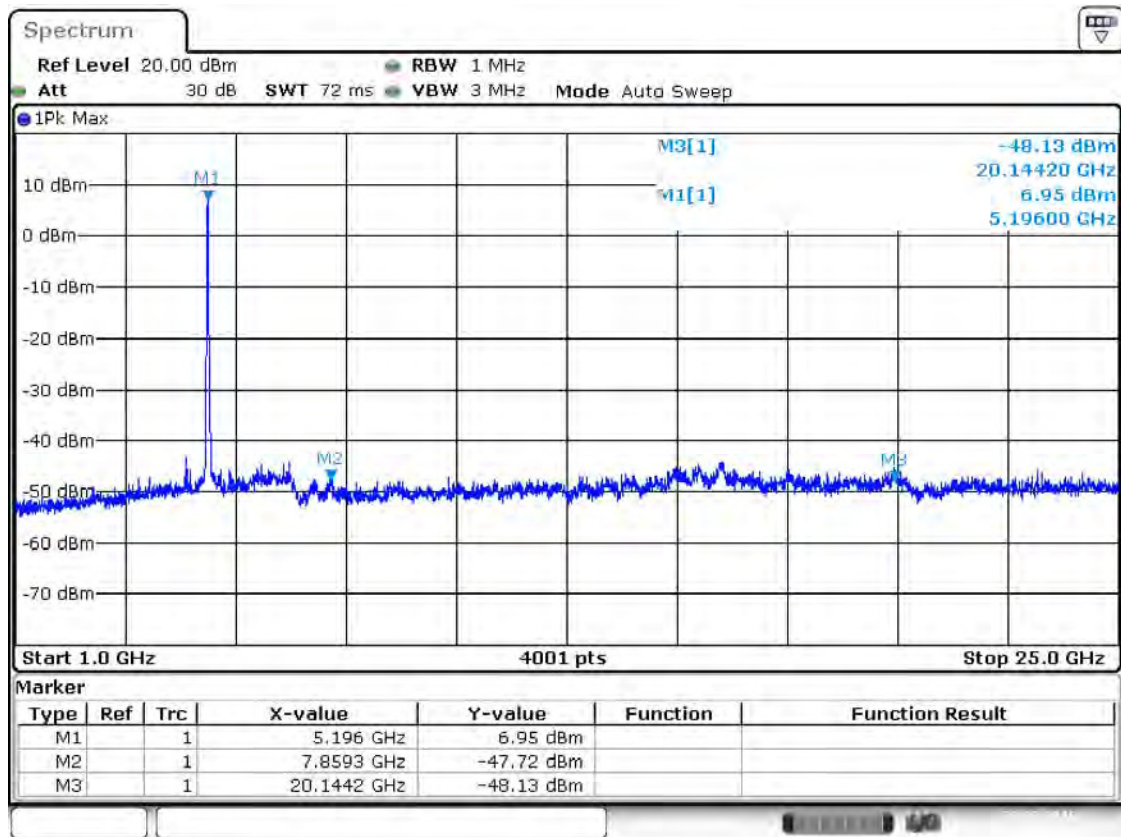
Note 4: The harmonic (2th ,3th , 4th,...etc.) and other spurious are not reported, because those levels are lower than average limit line and background noise

Band I 11ac(HT40) CH38

Frequency (MHz)	Value (dBm)	Ground Reflection Factor (dB)	D (m)	Max gain (dBi)	Detector	E (dBμV/m)	Limit (dBμV/m)	Margin (dB)	Remark	Verdict
7859.3	-47.72	0	3	3.4	PK	50.94	85.61	34.67	Note 2	PASS
	N/A		3	3.4	AV	N/A	65.61	N/A	Note 3	PASS
20144.2	-48.13	0	3	3.4	PK	50.53	74.00	23.47	--	PASS
	N/A		3	3.4	AV	N/A	54.00	N/A	Note 3	PASS
5196	6.95	0	3	3.4	PK	105.61	N/A	N/A	Note 1	N/A
	-17.90		3	3.4	AV	80.76	N/A	N/A		N/A

Test Plots

Band I 11ac(HT40) CH38, SPURIOUS 1 GHz ~ 25 GHz



Date: 22.FEB.2016 18:54:13

The EIRP based on the measured conducted power, the upper bound on antenna gain for a device with a single RF output shall be selected as the maximum in-band gain of the antenna across all operating bands, or 2dBi, whichever is greater.

And the maximum in-band gain of the antenna is 3.4 dBi.

Note 1: The frequency is fundamental signal which can be ignored.

Note 2: Which frequency is not within a restricted band, and its limit line is 20dB below the highest emission level.

Note 3: Average measurement was not performed if peak level went lower than the average limit.

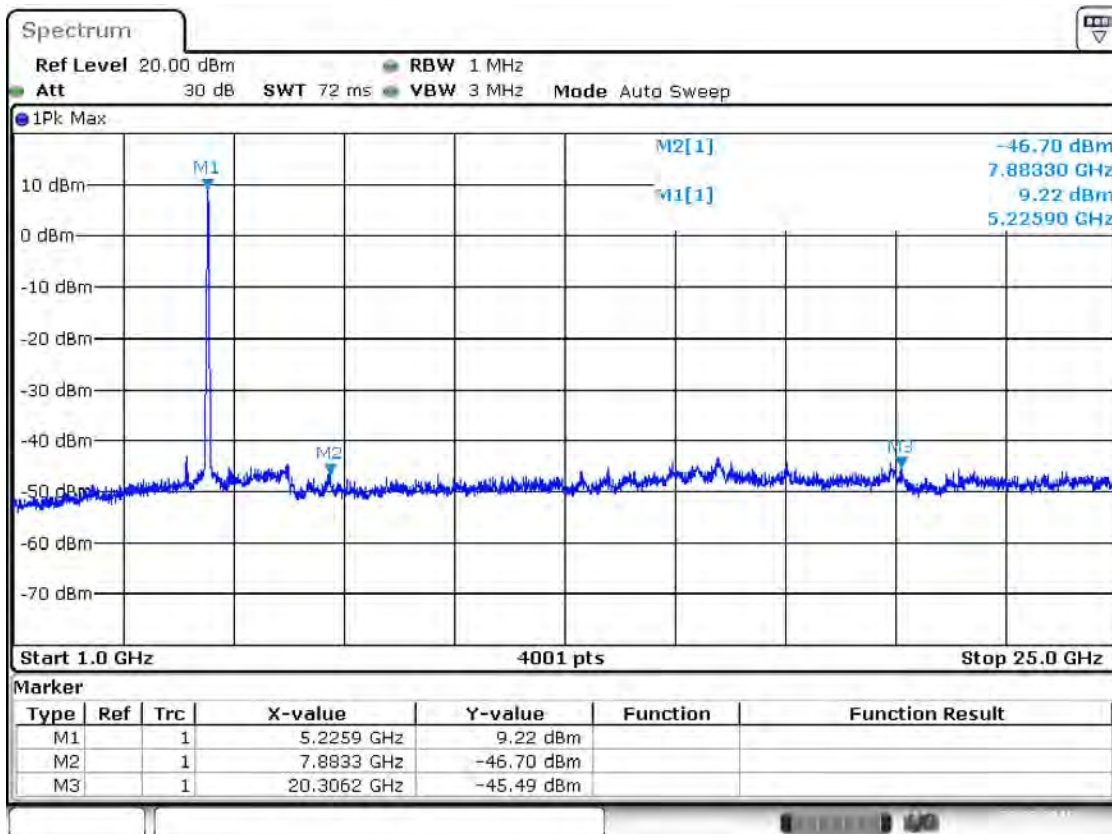
Note 4: The harmonic (2th ,3th , 4th,...etc.) and other spurious are not reported, because those levels are lower than average limit line and background noise

Band I 11ac(HT40) CH46

Frequency (MHz)	Value (dBm)	Ground Reflection Factor (dB)	D (m)	Max gain (dBi)	Detector	E (dBμV/m)	Limit (dBμV/m)	Margin (dB)	Remark	Verdict
7883.3	-46.7	0	3	3.4	PK	51.96	87.88	35.92	Note 2	PASS
	N/A		3	3.4	AV	N/A	67.88	N/A	Note 3	PASS
20306.2	-45.49	0	3	3.4	PK	53.17	74.00	20.83	--	PASS
	N/A		3	3.4	AV	N/A	54.00	N/A	Note 3	PASS
5225.9	9.22	0	3	3.4	PK	107.88	N/A	N/A	Note 1	N/A
	-15.63		3	3.4	AV	83.03	N/A	N/A		N/A

Test Plots

Band I 11ac(HT40) CH46, SPURIOUS 1 GHz ~ 25 GHz



Date: 22.FEB.2016 18:55:12

The EIRP based on the measured conducted power, the upper bound on antenna gain for a device with a single RF output shall be selected as the maximum in-band gain of the antenna across all operating bands, or 2dBi, whichever is greater.

And the maximum in-band gain of the antenna is 3.4 dBi.

Note 1: The frequency is fundamental signal which can be ignored.

Note 2: Which frequency is not within a restricted band, and its limit line is 20dB below the highest emission level.

Note 3: Average measurement was not performed if peak level went lower than the average limit.

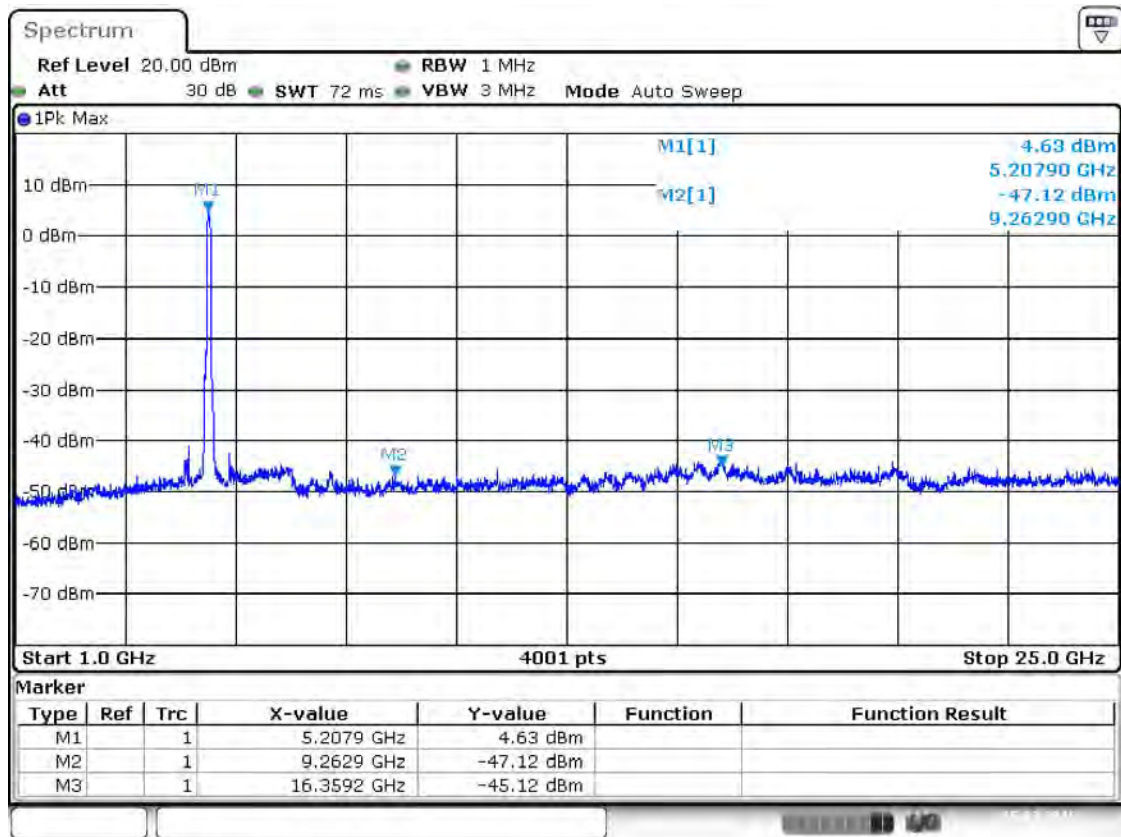
Note 4: The harmonic (2th ,3th , 4th,...etc.) and other spurious are not reported, because those levels are lower than average limit line and background noise

Band I 11ac(HT80) CH42

Frequency (MHz)	Value (dBm)	Ground Reflection Factor (dB)	D (m)	Max gain (dBi)	Detector	E (dBμV/m)	Limit (dBμV/m)	Margin (dB)	Remark	Verdict
9262.9	-47.12	0	3	3.4	PK	51.54	83.29	31.75	Note 2	PASS
	N/A		3	3.4	AV	N/A	63.29	N/A	Note 3	PASS
16359.2	-45.12	0	3	3.4	PK	53.54	83.29	29.75	Note 2	PASS
	N/A		3	3.4	AV	N/A	63.29	N/A	Note 3	PASS
5207.9	4.63	0	3	3.4	PK	103.29	N/A	N/A	Note 1	N/A
	-20.22		3	3.4	AV	78.44	N/A	N/A		N/A

Test Plots

Band I 11ac(HT80) CH42, SPURIOUS 1 GHz ~ 25 GHz



Date: 5.MAR.2016 14:54:22

The EIRP based on the measured conducted power, the upper bound on antenna gain for a device with a single RF output shall be selected as the maximum in-band gain of the antenna across all operating bands, or 2dBi, whichever is greater.

And the maximum in-band gain of the antenna is 3.2dBi.

Note 1: The frequency is fundamental signal which can be ignored.

Note 2: Which frequency is not within a restricted band, and its limit line is 20dB below the highest emission level.

Note 3: Average measurement was not performed if peak level went lower than the average limit.

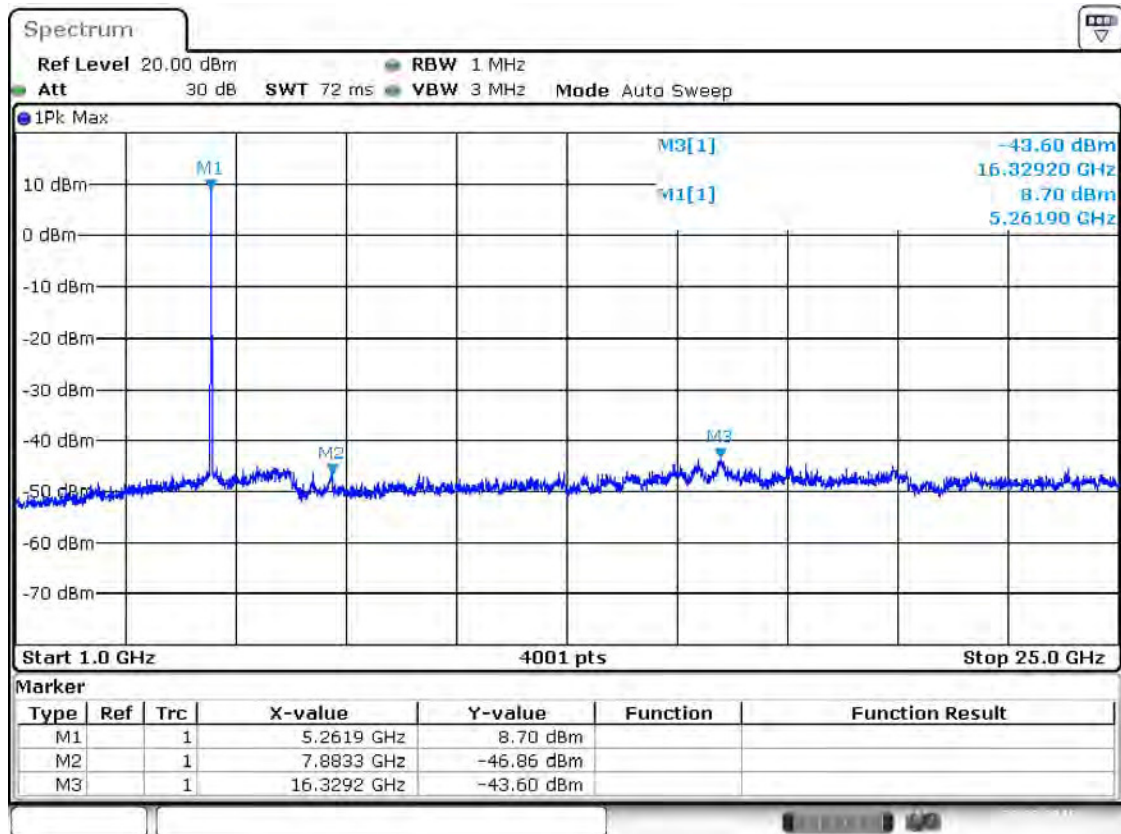
Note 4: The harmonic (2th ,3th , 4th,...etc.) and other spurious are not reported, because those levels are lower than average limit line and background noise

Band II 11a CH52

Frequency (MHz)	Value (dBm)	Ground Reflection Factor (dB)	D (m)	Max gain (dBi)	Detector	E (dBμV/m)	Limit (dBμV/m)	Margin (dB)	Remark	Verdict
7883.3	-46.86	0	3	3.2	PK	51.60	87.16	35.56	Note 2	PASS
	N/A		3	3.2	AV	N/A	67.16	N/A	Note 3	PASS
16329.2	-43.6	0	3	3.2	PK	54.86	87.16	32.30	Note 2	PASS
	N/A		3	3.2	AV	N/A	67.16	N/A	Note 3	PASS
5261.9	8.7	0	3	3.2	PK	107.16	N/A	N/A	Note 1	N/A
	-16.15		3	3.2	AV	82.31	N/A	N/A		N/A

Test Plots

Band II 11a CH52, SPURIOUS 1 GHz ~ 25 GHz



Date: 22.FEB.2016 16:41:43

The EIRP based on the measured conducted power, the upper bound on antenna gain for a device with a single RF output shall be selected as the maximum in-band gain of the antenna across all operating bands, or 2dBi, whichever is greater.

And the maximum in-band gain of the antenna is 3.2dBi.

Note 1: The frequency is fundamental signal which can be ignored.

Note 2: Which frequency is not within a restricted band, and its limit line is 20dB below the highest emission level.

Note 3: Average measurement was not performed if peak level went lower than the average limit.

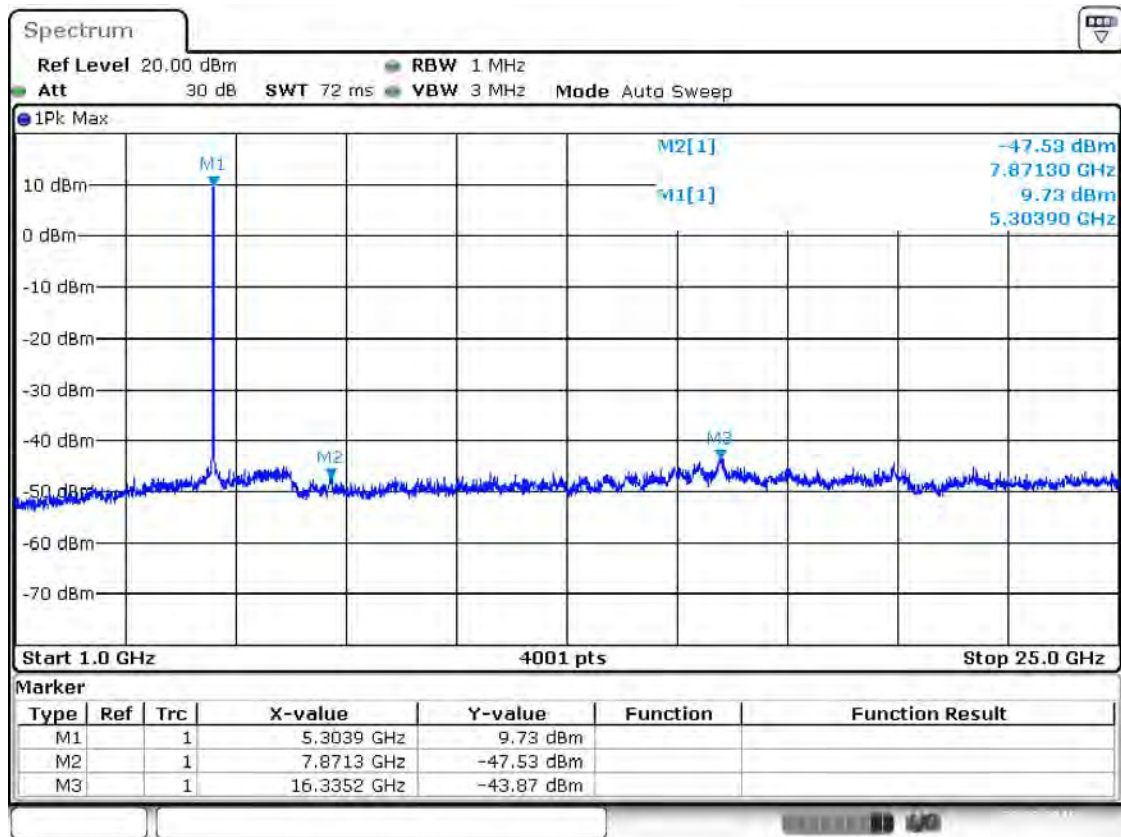
Note 4: The harmonic (2th ,3th , 4th,...etc.) and other spurious are not reported, because those levels are lower than average limit line and background noise

Band II 11a CH56

Frequency (MHz)	Value (dBm)	Ground Reflection Factor (dB)	D (m)	Max gain (dBi)	Detector	E (dBμV/m)	Limit (dBμV/m)	Margin (dB)	Remark	Verdict
7871.3	-47.53	0	3	3.2	PK	50.93	88.19	37.26	Note 2	PASS
	N/A		3	3.2	AV	N/A	68.19	N/A	Note 3	PASS
16335.2	-43.87	0	3	3.2	PK	54.59	88.19	33.60	Note 2	PASS
	N/A		3	3.2	AV	N/A	68.19	N/A	Note 3	PASS
5303.9	9.73	0	3	3.2	PK	108.19	N/A	N/A	Note 1	N/A
	-15.12		3	3.2	AV	83.34	N/A	N/A		N/A

Test Plots

Band II 11a CH60, SPURIOUS 1 GHz ~ 25 GHz



Date: 22.FEB.2016 16:44:37

The EIRP based on the measured conducted power, the upper bound on antenna gain for a device with a single RF output shall be selected as the maximum in-band gain of the antenna across all operating bands, or 2dBi, whichever is greater.

And the maximum in-band gain of the antenna is 3.2 dBi.

Note 1: The frequency is fundamental signal which can be ignored.

Note 2: Which frequency is not within a restricted band, and its limit line is 20dB below the highest emission level.

Note 3: Average measurement was not performed if peak level went lower than the average limit.

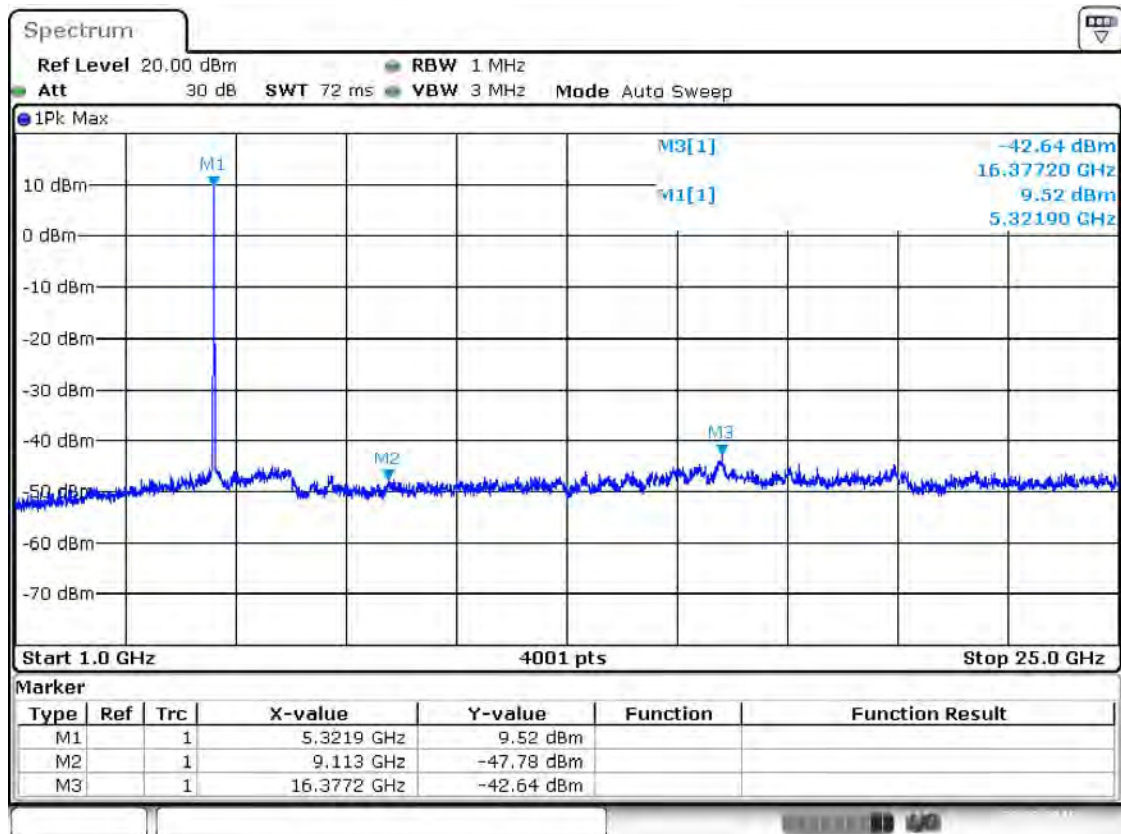
Note 4: The harmonic (2th ,3th , 4th,...etc.) and other spurious are not reported, because those levels are lower than average limit line and background noise

Band II 11a CH64

Frequency (MHz)	Value (dBm)	Ground Reflection Factor (dB)	D (m)	Max gain (dBi)	Detector	E (dBμV/m)	Limit (dBμV/m)	Margin (dB)	Remark	Verdict
9113	-47.78	0	3	3.2	PK	50.68	74.00	23.32	--	PASS
	N/A		3	3.2	AV	N/A	54.00	N/A	Note 3	PASS
16377.2	-42.64	0	3	3.2	PK	55.82	87.98	32.16	Note 2	PASS
	N/A		3	3.2	AV	N/A	67.98	N/A	Note 3	PASS
5321.9	9.52	0	3	3.2	PK	107.98	N/A	N/A	Note 1	N/A
	-15.33		3	3.2	AV	83.13	N/A	N/A		N/A

Test Plots

Band II 11a CH64, SPURIOUS 1 GHz ~ 25 GHz



Date: 22.FEB.2016 16:45:28

The EIRP based on the measured conducted power, the upper bound on antenna gain for a device with a single RF output shall be selected as the maximum in-band gain of the antenna across all operating bands, or 2dBi, whichever is greater.

And the maximum in-band gain of the antenna is 3.2 dBi.

Note 1: The frequency is fundamental signal which can be ignored.

Note 2: Which frequency is not within a restricted band, and its limit line is 20dB below the highest emission level.

Note 3: Average measurement was not performed if peak level went lower than the average limit.

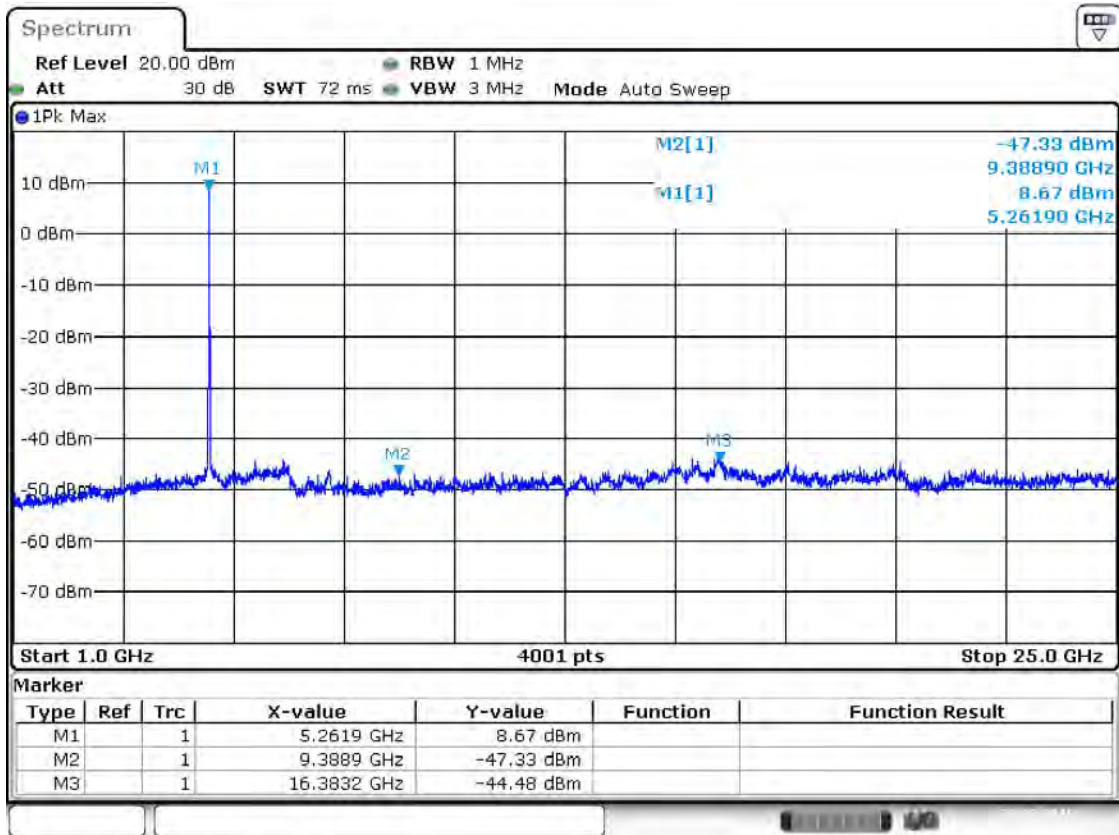
Note 4: The harmonic (2th ,3th , 4th,...etc.) and other spurious are not reported, because those levels are lower than average limit line and background noise

Band II 11n(HT20) CH52

Frequency (MHz)	Value (dBm)	Ground Reflection Factor (dB)	D (m)	Max gain (dBi)	Detector	E (dBμV/m)	Limit (dBμV/m)	Margin (dB)	Remark	Verdict
9388.9	-47.33	0	3	3.2	PK	51.13	74.00	22.87	--	PASS
	N/A		3	3.2	AV	N/A	54.00	N/A	Note 3	PASS
16383.2	-44.48	0	3	3.2	PK	53.98	87.13	33.15	Note 2	PASS
	N/A		3	3.2	AV	N/A	67.13	N/A	Note 3	PASS
5261.9	8.67	0	3	3.2	PK	107.13	N/A	N/A	Note 1	N/A
	-16.18		3	3.2	AV	82.28	N/A	N/A		N/A

Test Plots

Band II 11n(HT20) CH52, SPURIOUS 1 GHz ~ 25 GHz



Date: 22.FEB.2016 17:12:40

The EIRP based on the measured conducted power, the upper bound on antenna gain for a device with a single RF output shall be selected as the maximum in-band gain of the antenna across all operating bands, or 2dBi, whichever is greater.

And the maximum in-band gain of the antenna is 3.2 dBi.

Note 1: The frequency is fundamental signal which can be ignored.

Note 2: Which frequency is not within a restricted band, and its limit line is 20dB below the highest emission level.

Note 3: Average measurement was not performed if peak level went lower than the average limit.

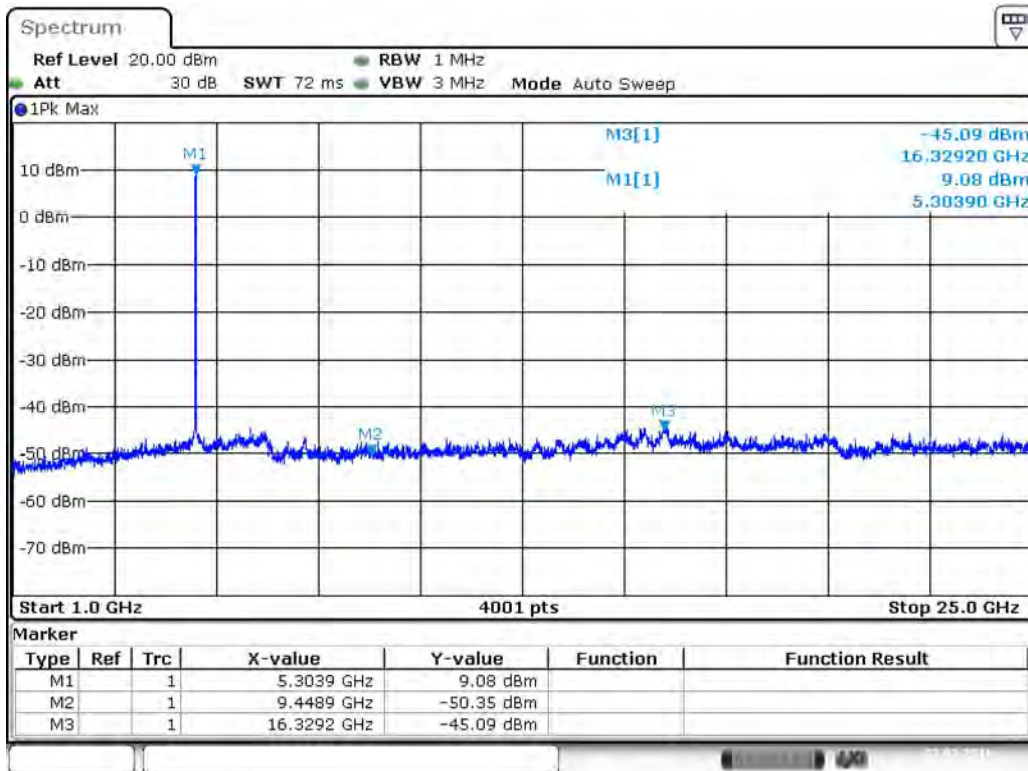
Note 4: The harmonic (2th,3th , 4th,...etc.) and other spurious are not reported, because those levels are lower than average limit line and background noise

Band II 11n(HT20) CH56

Frequency (MHz)	Value (dBm)	Ground Reflection Factor (dB)	D (m)	Max gain (dBi)	Detector	E (dBμV/m)	Limit (dBμV/m)	Margin (dB)	Remark	Verdict
9448.9	-50.35	0	3	3.2	PK	48.11	74.00	25.89	--	PASS
	N/A		3	3.2	AV	N/A	54.00	N/A	Note 3	PASS
16329.2	-45.09	0	3	3.2	PK	53.37	87.54	34.17	Note 2	PASS
	N/A		3	3.2	AV	N/A	67.54	N/A	Note 3	PASS
5303.9	9.08	0	3	3.2	PK	107.54	N/A	N/A	Note 1	N/A
	-15.77		3	3.2	AV	82.69	N/A	N/A		N/A

Test Plots

Band II 11n(HT20) CH60, SPURIOUS 1 GHz ~ 25 GHz



Date: 22 FEB.2016 17:14:53

The EIRP based on the measured conducted power, the upper bound on antenna gain for a device with a single RF output shall be selected as the maximum in-band gain of the antenna across all operating bands, or 2dBi, whichever is greater.

And the maximum in-band gain of the antenna is 3.2 dBi.

Note 1: The frequency is fundamental signal which can be ignored.

Note 2: Which frequency is not within a restricted band, and its limit line is 20dB below the highest emission level.

Note 3: Average measurement was not performed if peak level went lower than the average limit.

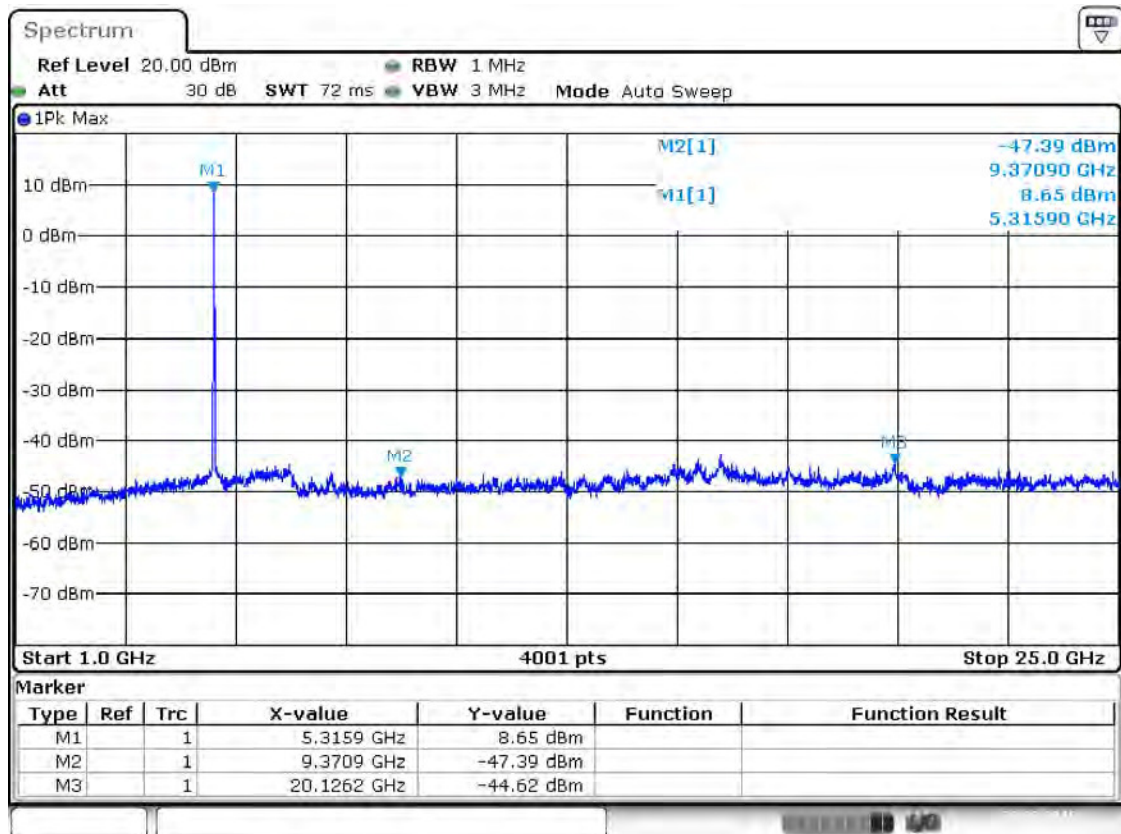
Note 4: The harmonic (3th ,4th , 5th,...etc.) and other spurious are not reported, because those levels are lower than average limit line and background noise

Band II 11n(HT20) CH64

Frequency (MHz)	Value (dBm)	Ground Reflection Factor (dB)	D (m)	Max gain (dBi)	Detector	E (dBµV/m)	Limit (dBµV/m)	Margin (dB)	Remark	Verdict
9370.9	-47.39	0	3	3.2	PK	51.07	74.00	22.93	--	PASS
	N/A		3	3.2	AV	N/A	54.00	N/A	Note 3	PASS
20126.2	-44.62	0	3	3.2	PK	53.84	74.00	20.16	--	PASS
	N/A		3	3.2	AV	N/A	54.00	N/A	Note 3	PASS
5315.9	8.65	0	3	3.2	PK	107.11	N/A	N/A	Note 1	N/A
	-16.20		3	3.2	AV	82.26	N/A	N/A		N/A

Test Plots

Band II 11n(HT20) CH64, SPURIOUS 1 GHz ~ 25 GHz



Date: 22.FEB.2016 17:15:38

The EIRP based on the measured conducted power, the upper bound on antenna gain for a device with a single RF output shall be selected as the maximum in-band gain of the antenna across all operating bands, or 2dBi, whichever is greater.

And the maximum in-band gain of the antenna is 3.2 dBi.

Note 1: The frequency is fundamental signal which can be ignored.

Note 2: Which frequency is not within a restricted band, and its limit line is 20dB below the highest emission level.

Note 3: Average measurement was not performed if peak level went lower than the average limit.

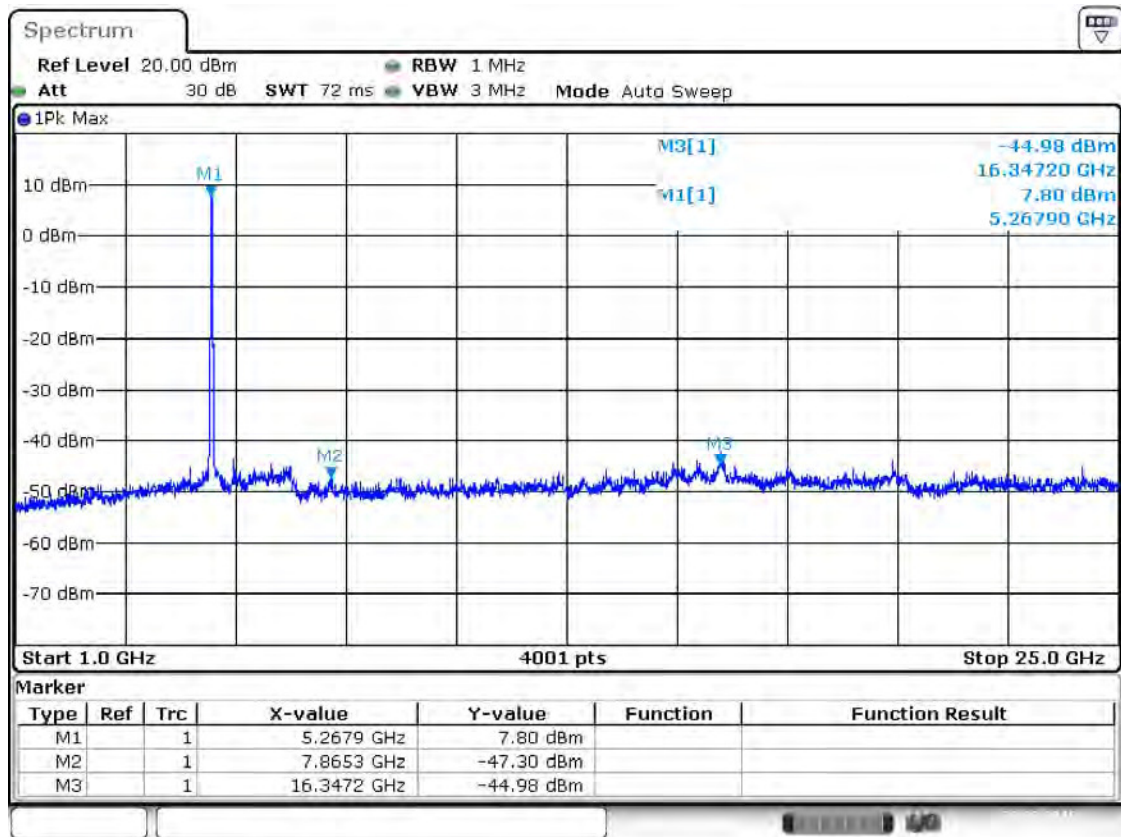
Note 4: The harmonic (2th ,3th , 4th,...etc.) and other spurious are not reported, because those levels are lower than average limit line and background noise

Band II 11n(HT40) CH54

Frequency (MHz)	Value (dBm)	Ground Reflection Factor (dB)	D (m)	Max gain (dBi)	Detector	E (dBμV/m)	Limit (dBμV/m)	Margin (dB)	Remark	Verdict
7865.3	-47.3	0	3	3.2	PK	51.16	86.26	35.10	Note 2	PASS
	N/A		3	3.2	AV	N/A	66.26	N/A	Note 3	PASS
16347.2	-44.98	0	3	3.2	PK	53.48	86.26	32.78	Note 2	PASS
	N/A		3	3.2	AV	N/A	66.26	N/A	Note 3	PASS
5267.9	7.8	0	3	3.2	PK	106.26	N/A	N/A	Note 1	N/A
	-17.05		3	3.2	AV	81.41	N/A	N/A		N/A

Test Plots

Band II 11n(HT40) CH54, SPURIOUS 1 GHz ~ 25 GHz



Date: 22.FEB.2016 17:34:29

The EIRP based on the measured conducted power, the upper bound on antenna gain for a device with a single RF output shall be selected as the maximum in-band gain of the antenna across all operating bands, or 2dBi, whichever is greater.

And the maximum in-band gain of the antenna is 3.2 dBi.

Note 1: The frequency is fundamental signal which can be ignored.

Note 2: Which frequency is not within a restricted band, and its limit line is 20dB below the highest emission level.

Note 3: Average measurement was not performed if peak level went lower than the average limit.

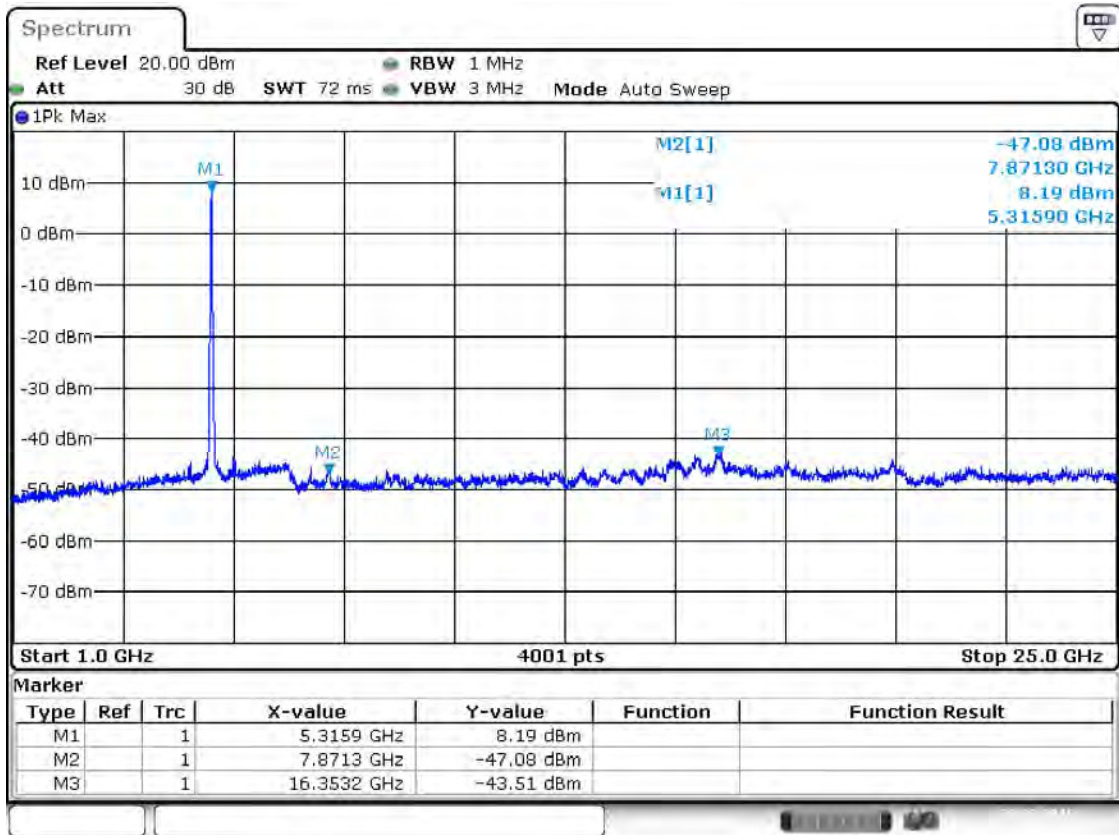
Note 4: The harmonic (2th ,3th , 4th,...etc.) and other spurious are not reported, because those levels are lower than average limit line and background noise

Band II 11n(HT40) CH62

Frequency (MHz)	Value (dBm)	Ground Reflection Factor (dB)	D (m)	Max gain (dBi)	Detector	E (dBμV/m)	Limit (dBμV/m)	Margin (dB)	Remark	Verdict
7871.3	-47.08	0	3	3.2	PK	51.38	86.65	35.27	Note 2	PASS
	N/A		3	3.2	AV	N/A	66.65	N/A	Note 3	PASS
16353.2	-43.51	0	3	3.2	PK	54.95	86.65	31.70	Note 2	PASS
	N/A		3	3.2	AV	N/A	66.65	N/A	Note 3	PASS
5315.9	8.19	0	3	3.2	PK	106.65	N/A	N/A	Note 1	N/A
	-16.66		3	3.2	AV	81.80	N/A	N/A		N/A

Test Plots

Band II 11n(HT40) CH62, SPURIOUS 1 GHz ~ 25 GHz



Date: 22.FEB.2016 17:38:27

The EIRP based on the measured conducted power, the upper bound on antenna gain for a device with a single RF output shall be selected as the maximum in-band gain of the antenna across all operating bands, or 2dBi, whichever is greater.

And the maximum in-band gain of the antenna is 3.2dBi.

Note 1: The frequency is fundamental signal which can be ignored.

Note 2: Which frequency is not within a restricted band, and its limit line is 20dB below the highest emission level.

Note 3: Average measurement was not performed if peak level went lower than the average limit.

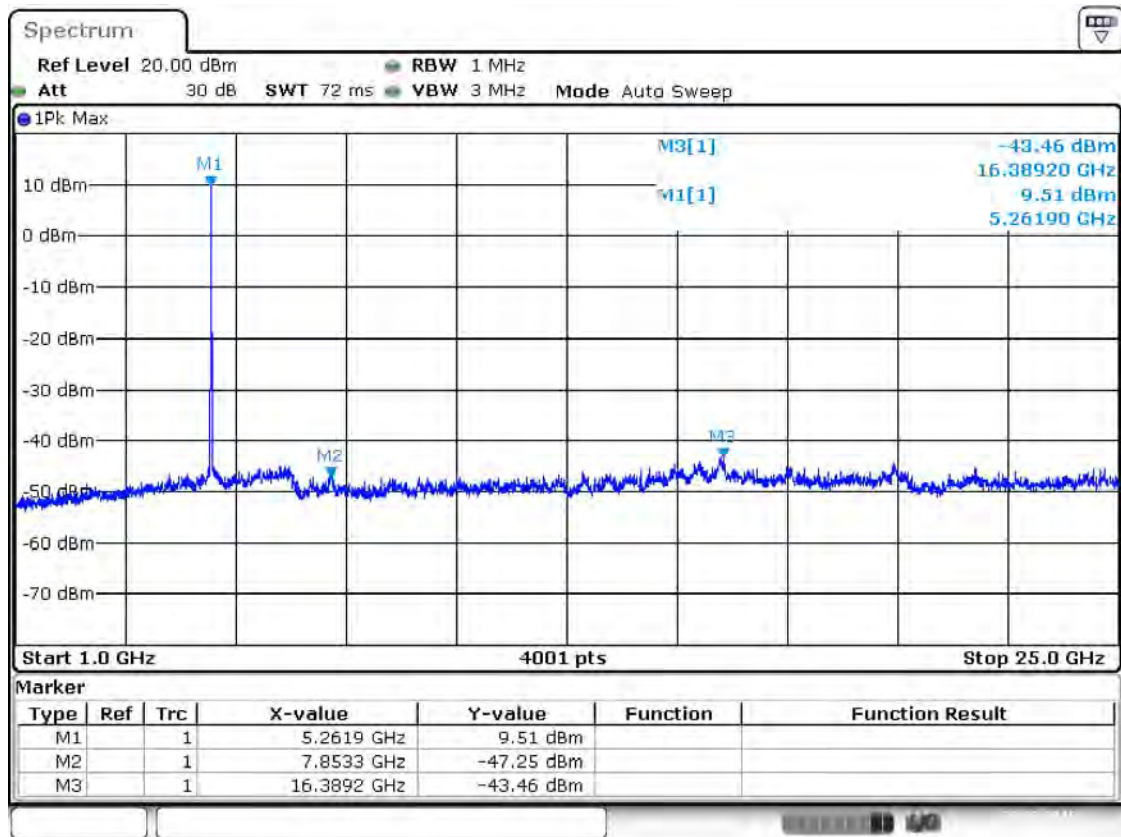
Note 4: The harmonic (2th ,3th , 4th,...etc.) and other spurious are not reported, because those levels are lower than average limit line and background noise

Band II 11ac(HT20) CH52

Frequency (MHz)	Value (dBm)	Ground Reflection Factor (dB)	D (m)	Max gain (dBi)	Detector	E (dBμV/m)	Limit (dBμV/m)	Margin (dB)	Remark	Verdict
7853.3	-47.25	0	3	3.2	PK	51.21	87.97	36.76	Note 2	PASS
	N/A		3	3.2	AV	N/A	67.97	N/A	Note 3	PASS
16389.2	-43.46	0	3	3.2	PK	55.00	87.97	32.97	Note 2	PASS
	N/A		3	3.2	AV	N/A	67.97	N/A	Note 3	PASS
5261.9	9.51	0	3	3.2	PK	107.97	N/A	N/A	Note 1	N/A
	-15.34		3	3.2	AV	83.12	N/A	N/A		N/A

Test Plots

Band II 11ac(HT20) CH52, SPURIOUS 1 GHz ~ 25 GHz



Date: 22.FEB.2016 18:31:21

The EIRP based on the measured conducted power, the upper bound on antenna gain for a device with a single RF output shall be selected as the maximum in-band gain of the antenna across all operating bands, or 2dBi, whichever is greater.

And the maximum in-band gain of the antenna is 3.2 dBi.

Note 1: The frequency is fundamental signal which can be ignored.

Note 2: Which frequency is not within a restricted band, and its limit line is 20dB below the highest emission level.

Note 3: Average measurement was not performed if peak level went lower than the average limit.

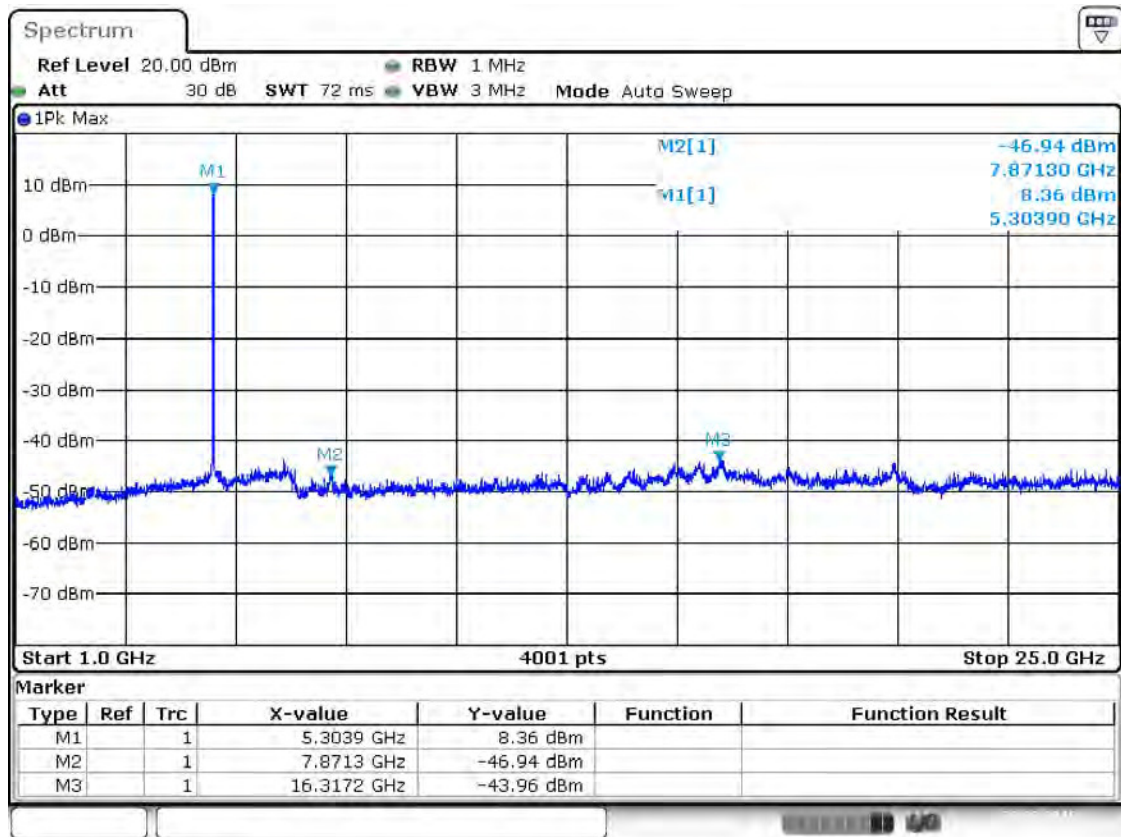
Note 4: The harmonic (3th ,4th , 5th,...etc.) and other spurious are not reported, because those levels are lower than average limit line and background noise

Band II 11ac(HT20) CH56

Frequency (MHz)	Value (dBm)	Ground Reflection Factor (dB)	D (m)	Max gain (dBi)	Detector	E (dBμV/m)	Limit (dBμV/m)	Margin (dB)	Remark	Verdict
7871.3	-46.94	0	3	3.2	PK	51.52	86.82	35.30	Note 2	PASS
	N/A		3	3.2	AV	N/A	66.82	N/A	Note 3	PASS
16317.2	-43.96	0	3	3.2	PK	54.50	86.82	32.32	Note 2	PASS
	N/A		3	3.2	AV	N/A	66.82	N/A	Note 3	PASS
5303.9	8.36	0	3	3.2	PK	106.82	N/A	N/A	Note 1	N/A
	-16.49		3	3.2	AV	81.97	N/A	N/A		N/A

Test Plots

Band II 11ac(HT20) CH60, SPURIOUS 1 GHz ~ 25 GHz



Date: 22.FEB.2016 18:32:21

The EIRP based on the measured conducted power, the upper bound on antenna gain for a device with a single RF output shall be selected as the maximum in-band gain of the antenna across all operating bands, or 2dBi, whichever is greater.

And the maximum in-band gain of the antenna is 3.2dBi.

Note 1: The frequency is fundamental signal which can be ignored.

Note 2: Which frequency is not within a restricted band, and its limit line is 20dB below the highest emission level.

Note 3: Average measurement was not performed if peak level went lower than the average limit.

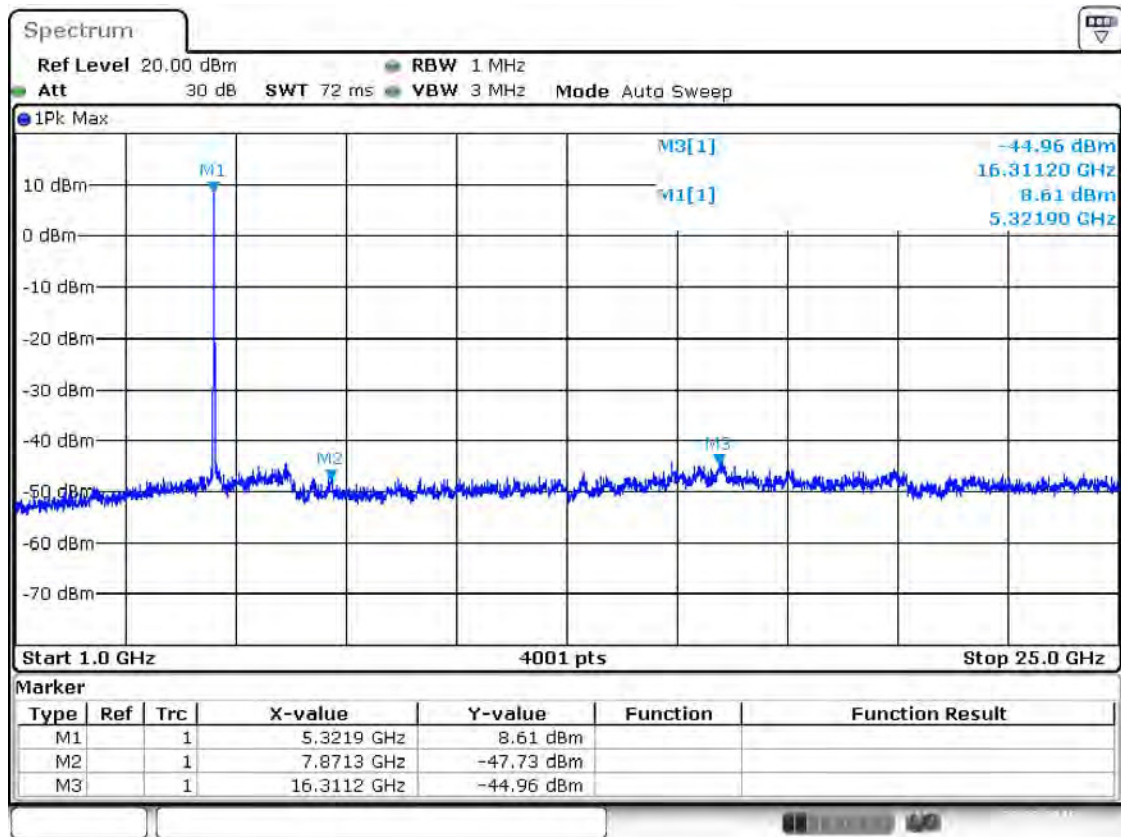
Note 4: The harmonic (2th ,3th , 4th,...etc.) and other spurious are not reported, because those levels are lower than average limit line and background noise

Band II 11ac(HT20) CH64

Frequency (MHz)	Value (dBm)	Ground Reflection Factor (dB)	D (m)	Max gain (dBi)	Detector	E (dBμV/m)	Limit (dBμV/m)	Margin (dB)	Remark	Verdict
7871.3	-47.73	0	3	3.2	PK	50.73	87.07	36.34	Note 2	PASS
	N/A		3	3.2	AV	N/A	67.07	N/A	Note 3	PASS
16311.2	-44.96	0	3	3.2	PK	53.50	87.07	33.57	Note 2	PASS
	N/A		3	3.2	AV	N/A	67.07	N/A	Note 3	PASS
5321.9	8.61	0	3	3.2	PK	107.07	N/A	N/A	Note 1	N/A
	-16.24		3	3.2	AV	82.22	N/A	N/A		N/A

Test Plots

Band II 11ac(HT20) CH64, SPURIOUS 1 GHz ~ 25 GHz



Date: 22.FEB.2016 18:34:37

The EIRP based on the measured conducted power, the upper bound on antenna gain for a device with a single RF output shall be selected as the maximum in-band gain of the antenna across all operating bands, or 2dBi, whichever is greater.

And the maximum in-band gain of the antenna is 3.2dBi.

Note 1: The frequency is fundamental signal which can be ignored.

Note 2: Which frequency is not within a restricted band, and its limit line is 20dB below the highest emission level.

Note 3: Average measurement was not performed if peak level went lower than the average limit.

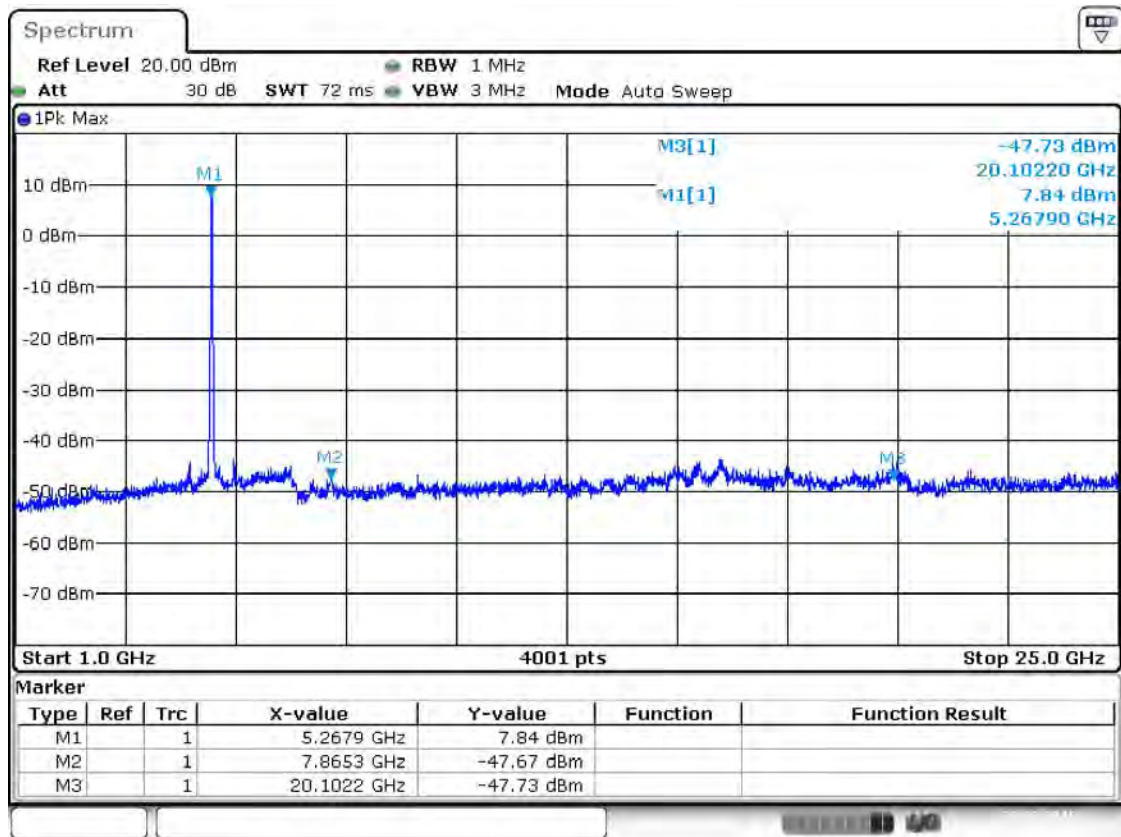
Note 4: The harmonic (2th ,3th , 4th,...etc.) and other spurious are not reported, because those levels are lower than average limit line and background noise

Band II 11ac(HT40) CH54

Frequency (MHz)	Value (dBm)	Ground Reflection Factor (dB)	D (m)	Max gain (dBi)	Detector	E (dBμV/m)	Limit (dBμV/m)	Margin (dB)	Remark	Verdict
7865.3	-47.67	0	3	3.2	PK	50.79	86.30	35.51	Note 2	PASS
	N/A		3	3.2	AV	N/A	66.30	N/A	Note 3	PASS
20102.2	-47.73	0	3	3.2	PK	50.73	74.00	23.27	--	PASS
	N/A		3	3.2	AV	N/A	54.00	N/A	Note 3	PASS
5267.9	7.84	0	3	3.2	PK	106.30	N/A	N/A	Note 1	N/A
	-17.01		3	3.2	AV	81.45	N/A	N/A		N/A

Test Plots

Band II 11ac(HT40) CH54, SPURIOUS 1 GHz ~ 25 GHz



Date: 22.FEB.2016 18:58:09

The EIRP based on the measured conducted power, the upper bound on antenna gain for a device with a single RF output shall be selected as the maximum in-band gain of the antenna across all operating bands, or 2dBi, whichever is greater.

And the maximum in-band gain of the antenna is 3.2 dBi.

Note 1: The frequency is fundamental signal which can be ignored.

Note 2: Which frequency is not within a restricted band, and its limit line is 20dB below the highest emission level.

Note 3: Average measurement was not performed if peak level went lower than the average limit.

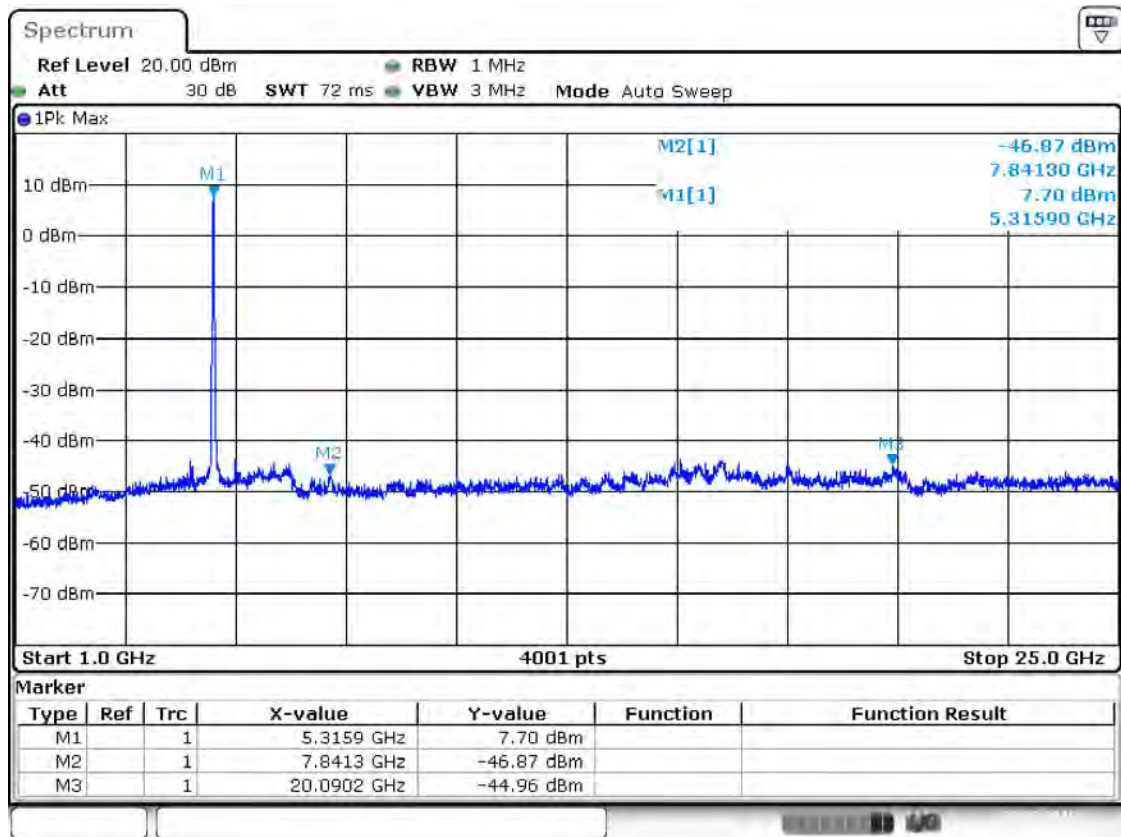
Note 4: The harmonic (2th ,3th , 4th,...etc.) and other spurious are not reported, because those levels are lower than average limit line and background noise

Band II 11ac(HT40) CH62

Frequency (MHz)	Value (dBm)	Ground Reflection Factor (dB)	D (m)	Max gain (dBi)	Detector	E (dBμV/m)	Limit (dBμV/m)	Margin (dB)	Remark	Verdict
7841.3	-46.87	0	3	3.2	PK	51.59	86.16	34.57	Note 2	PASS
	N/A		3	3.2	AV	N/A	66.16	N/A	Note 3	PASS
20090.2	-44.96	0	3	3.2	PK	53.50	74.00	20.50	--	PASS
	N/A		3	3.2	AV	N/A	54.00	N/A	Note 3	PASS
5315.9	7.7	0	3	3.2	PK	106.16	N/A	N/A	Note 1	N/A
	-17.15		3	3.2	AV	81.31	N/A	N/A		N/A

Test Plots

Band II 11ac(HT40) CH62, SPURIOUS 1 GHz ~ 25 GHz



Date: 22.FEB.2016 18:58:53

The EIRP based on the measured conducted power, the upper bound on antenna gain for a device with a single RF output shall be selected as the maximum in-band gain of the antenna across all operating bands, or 2dBi, whichever is greater.

And the maximum in-band gain of the antenna is 3.2 dBi.

Note 1: The frequency is fundamental signal which can be ignored.

Note 2: Which frequency is not within a restricted band, and its limit line is 20dB below the highest emission level.

Note 3: Average measurement was not performed if peak level went lower than the average limit.

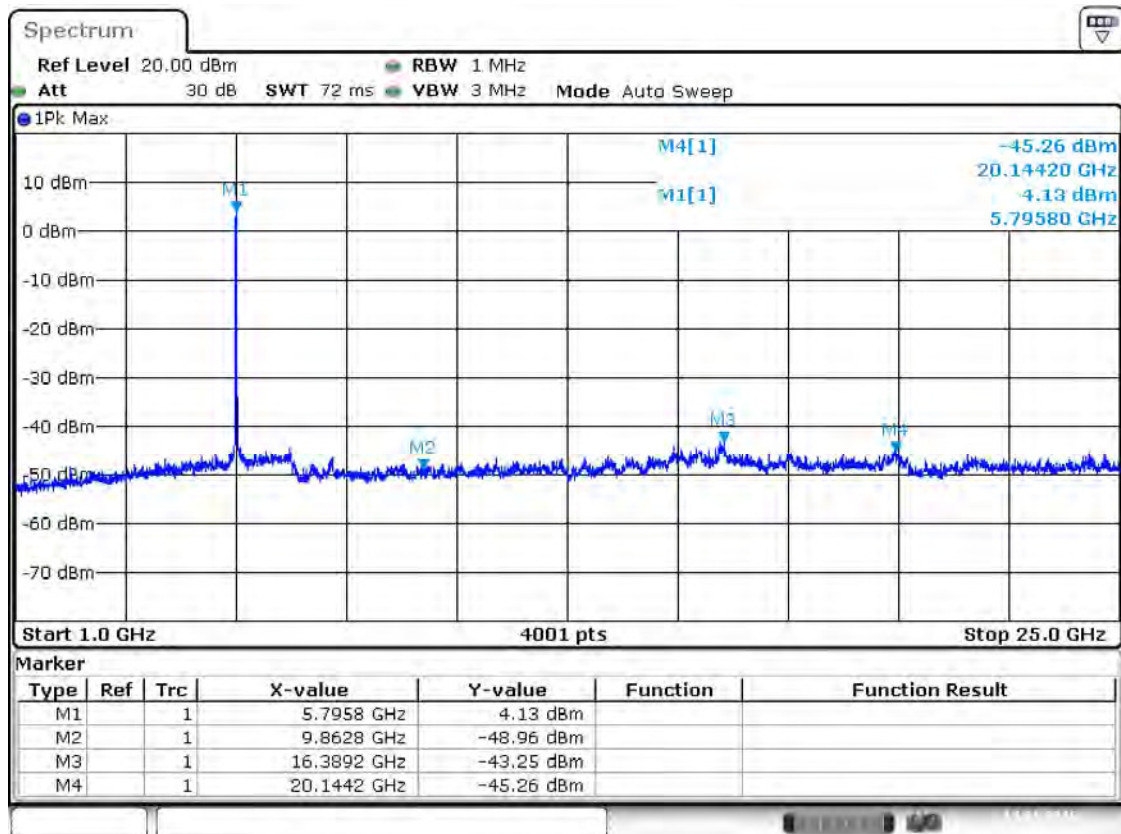
Note 4: The harmonic (2th ,3th , 4th,...etc.) and other spurious are not reported, because those levels are lower than average limit line and background noise

Band II 11ac(HT80) CH58

Frequency (MHz)	Value (dBm)	Ground Reflection Factor (dB)	D (m)	Max gain (dBi)	Detector	E (dBμV/m)	Limit (dBμV/m)	Margin (dB)	Remark	Verdict
16335.2	-43.36	0	3	3.2	PK	53.9	81.41	27.51	Note 2	PASS
	N/A		3	3.2	AV	N/A	61.41	N/A	Note 3	PASS
20042.2	-45.15	0	3	3.2	PK	52.11	74	21.89	--	PASS
	N/A		3	3.2	AV	N/A	54	N/A	Note 3	PASS
5795.8	4.15	0	3	3.2	PK	101.41	N/A	N/A	Note 1	N/A
	-20.7		3	3.2	AV	76.56	N/A	N/A		N/A

Test Plots

Band II 11ac(HT80) CH58, SPURIOUS 1 GHz ~ 25 GHz



Date: 14.JAN.2016 16:55:13

The EIRP based on the measured conducted power, the upper bound on antenna gain for a device with a single RF output shall be selected as the maximum in-band gain of the antenna across all operating bands, or 2dBi, whichever is greater.

And the maximum in-band gain of the antenna is 3.3 dBi.

Note 1: The frequency is fundamental signal which can be ignored.

Note 2: Which frequency is not within a restricted band, and its limit line is 20dB below the highest emission level.

Note 3: Average measurement was not performed if peak level went lower than the average limit.

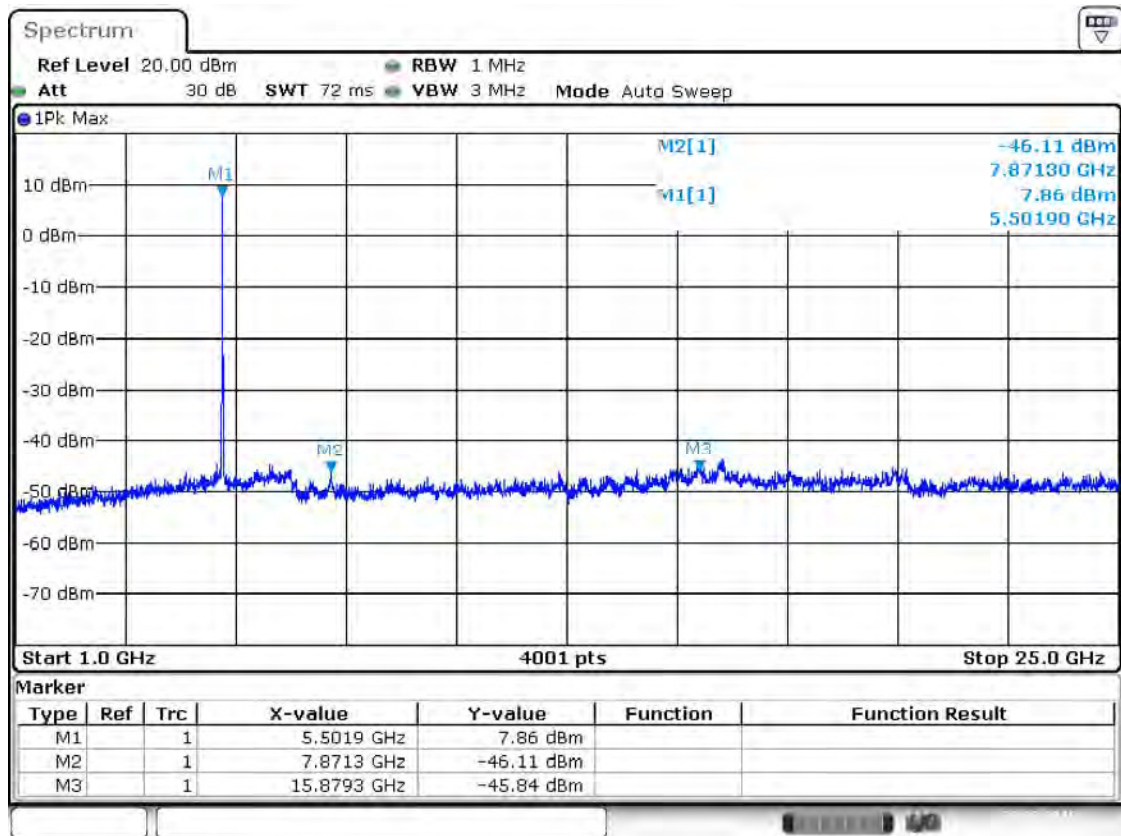
Note 4: The harmonic (2th ,3th , 4th,...etc.) and other spurious are not reported, because those levels are lower than average limit line and background noise

Band III 11a CH100

Frequency (MHz)	Value (dBm)	Ground Reflection Factor (dB)	D (m)	Max gain (dBi)	Detector	E (dBμV/m)	Limit (dBμV/m)	Margin (dB)	Remark	Verdict
7871.3	-46.11	0	3	3.3	PK	52.45	86.42	33.97	Note 2	PASS
	N/A		3	3.3	AV	N/A	66.42	N/A	Note 3	PASS
15879.3	-45.84	0	3	3.3	PK	52.72	74.00	21.28	--	PASS
	N/A		3	3.3	AV	N/A	54.00	N/A	Note 3	PASS
5501.9	7.86	0	3	3.3	PK	106.42	N/A	N/A	Note 1	N/A
	-16.99		3	3.3	AV	81.57	N/A	N/A		N/A

Test Plots

Band III 11a CH100, SPURIOUS 1 GHz ~ 25 GHz



Date: 22.FEB.2016 16:47:15

The EIRP based on the measured conducted power, the upper bound on antenna gain for a device with a single RF output shall be selected as the maximum in-band gain of the antenna across all operating bands, or 2dBi, whichever is greater.

And the maximum in-band gain of the antenna is 3.3dBi.

Note 1: The frequency is fundamental signal which can be ignored.

Note 2: Which frequency is not within a restricted band, and its limit line is 20dB below the highest emission level.

Note 3: Average measurement was not performed if peak level went lower than the average limit.

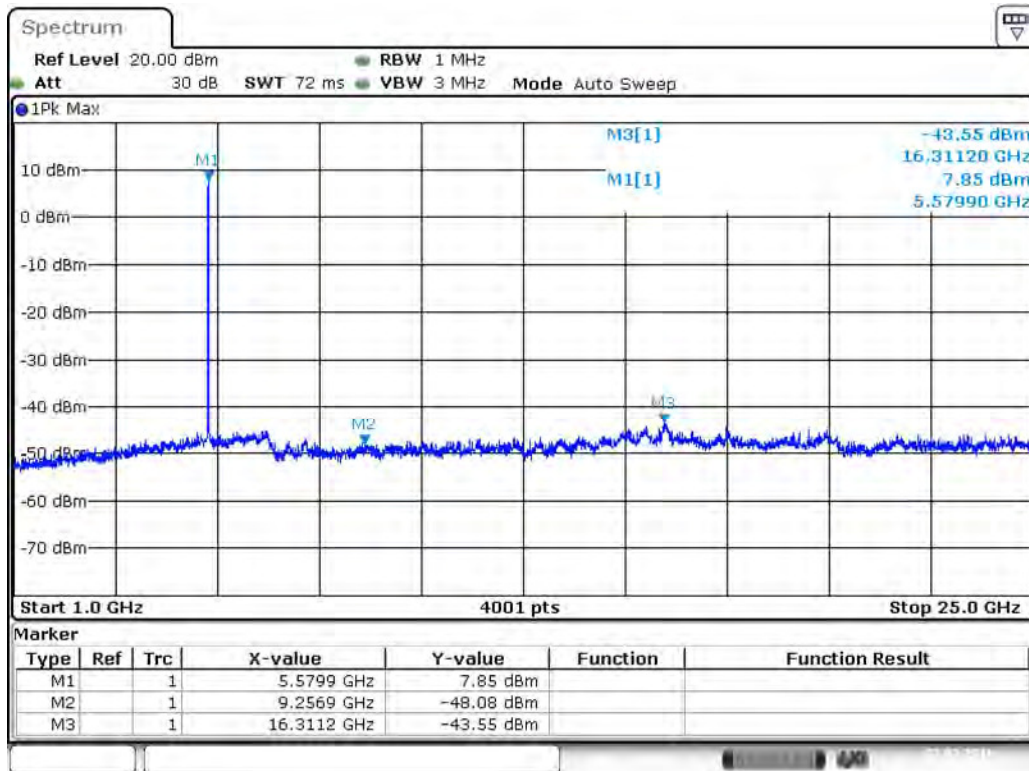
Note 4: The harmonic (2th ,3th , 4th,...etc.) and other spurious are not reported, because those levels are lower than average limit line and background noise

Band III 11a CH116

Frequency (MHz)	Value (dBm)	Ground Reflection Factor (dB)	D (m)	Max gain (dBi)	Detector	E (dBμV/m)	Limit (dBμV/m)	Margin (dB)	Remark	Verdict
9256.9	-48.08	0	3	3.3	PK	50.48	86.41	35.93	Note 2	PASS
	N/A		3	3.3	AV	N/A	66.41	N/A	Note 3	PASS
16311.2	-43.55	0	3	3.3	PK	55.01	86.41	31.40	Note 2	PASS
	N/A		3	3.3	AV	N/A	66.41	N/A	Note 3	PASS
5579.9	7.85	0	3	3.3	PK	106.41	N/A	N/A	Note 1	N/A
	-17.00		3	3.3	AV	81.56	N/A	N/A		N/A

Test Plots

Band III 11a CH116, SPURIOUS 1 GHz ~ 25 GHz



Date: 22.FEB.2016 16:49:01

The EIRP based on the measured conducted power, the upper bound on antenna gain for a device with a single RF output shall be selected as the maximum in-band gain of the antenna across all operating bands, or 2dBi, whichever is greater.

And the maximum in-band gain of the antenna is 3.3 dBi.

Note 1: The frequency is fundamental signal which can be ignored.

Note 2: Which frequency is not within a restricted band, and its limit line is 20dB below the highest emission level.

Note 3: Average measurement was not performed if peak level went lower than the average limit.

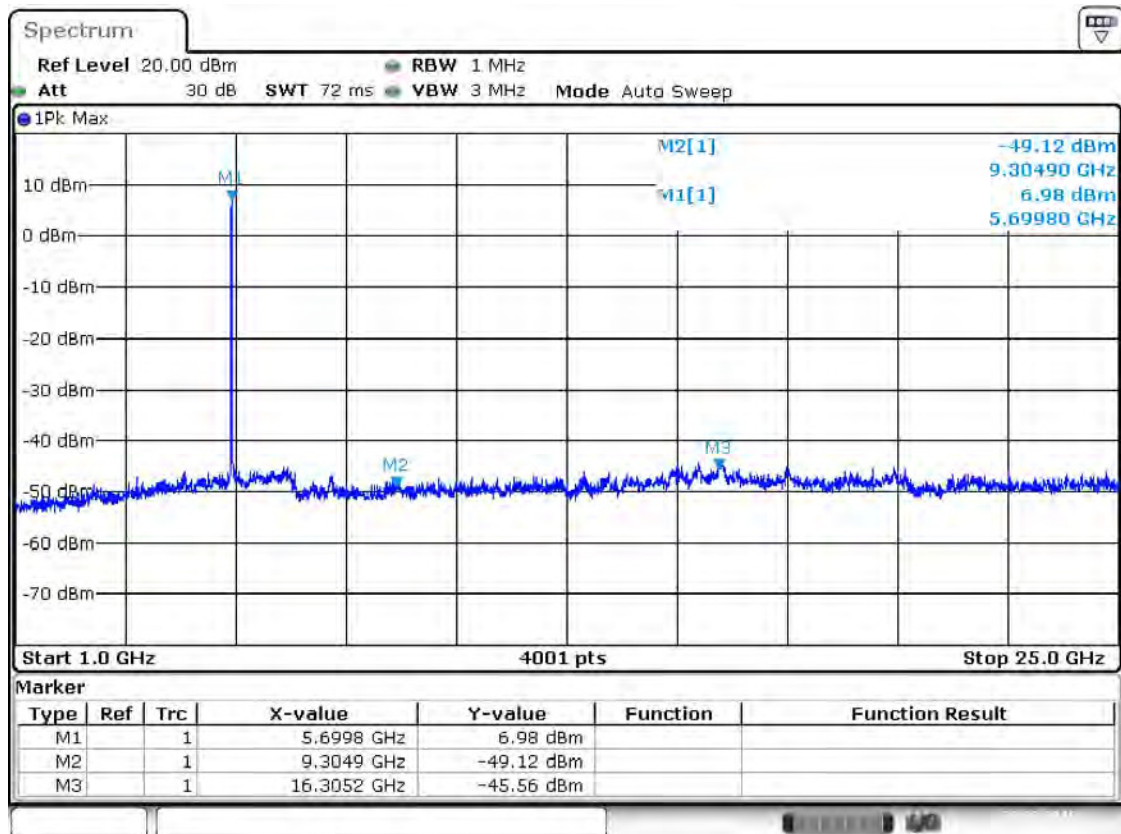
Note 4: The harmonic (2th ,3th , 4th,...etc.) and other spurious are not reported, because those levels are lower than average limit line and background noise

Band III 11a CH140

Frequency (MHz)	Value (dBm)	Ground Reflection Factor (dB)	D (m)	Max gain (dBi)	Detector	E (dBµV/m)	Limit (dBµV/m)	Margin (dB)	Remark	Verdict
9304.9	-49.12	0	3	3.3	PK	49.44	74.00	24.56	--	PASS
	N/A		3	3.3	AV	N/A	54.00	N/A	Note 3	PASS
16305.2	-45.56	0	3	3.3	PK	53.00	85.54	32.54	Note 2	PASS
	N/A		3	3.3	AV	N/A	65.54	N/A	Note 3	PASS
5699.8	6.98	0	3	3.3	PK	105.54	N/A	N/A	Note 1	N/A
	-17.87		3	3.3	AV	80.69	N/A	N/A		N/A

Test Plots

Band III 11a CH140, SPURIOUS 1 GHz ~ 25 GHz



Date: 22.FEB.2016 16:51:28

The EIRP based on the measured conducted power, the upper bound on antenna gain for a device with a single RF output shall be selected as the maximum in-band gain of the antenna across all operating bands, or 2dBi, whichever is greater.

And the maximum in-band gain of the antenna is 3.3 dBi.

Note 1: The frequency is fundamental signal which can be ignored.

Note 2: Which frequency is not within a restricted band, and its limit line is 20dB below the highest emission level.

Note 3: Average measurement was not performed if peak level went lower than the average limit.

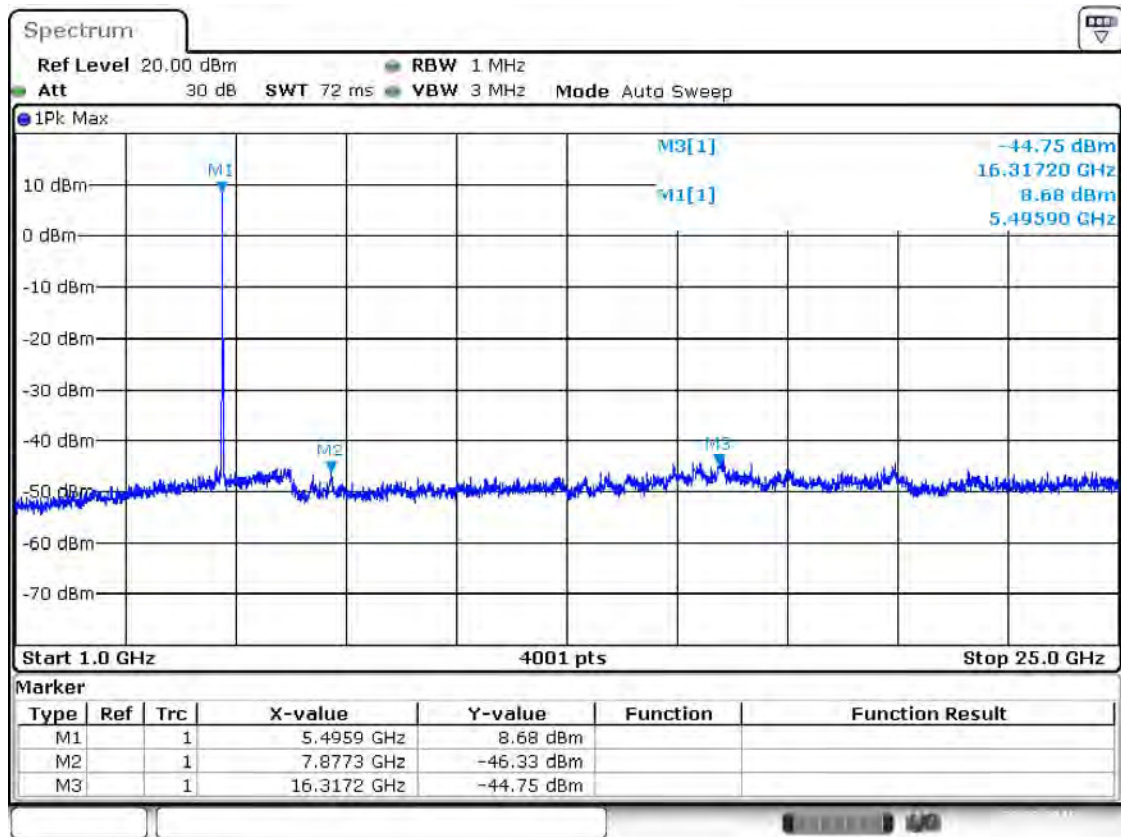
Note 4: The harmonic (3th ,4th , 5th,...etc.) and other spurious are not reported, because those levels are lower than average limit line and background noise

Band III 11n(HT20) CH100

Frequency (MHz)	Value (dBm)	Ground Reflection Factor (dB)	D (m)	Max gain (dBi)	Detector	E (dBμV/m)	Limit (dBμV/m)	Margin (dB)	Remark	Verdict
7877.3	-46.33	0	3	3.3	PK	52.23	87.24	35.01	Note 2	PASS
	N/A		3	3.3	AV	N/A	67.24	N/A	Note 3	PASS
16317.2	-44.75	0	3	3.3	PK	53.81	87.24	33.43	Note 2	PASS
	N/A		3	3.3	AV	N/A	67.24	N/A	Note 3	PASS
5495.9	8.68	0	3	3.3	PK	107.24	N/A	N/A	Note 1	N/A
	-16.17		3	3.3	AV	82.39	N/A	N/A		N/A

Test Plots

Band III 11n(HT20) CH100, SPURIOUS 1 GHz ~ 25 GHz



Date: 22.FEB.2016 17:17:40

The EIRP based on the measured conducted power, the upper bound on antenna gain for a device with a single RF output shall be selected as the maximum in-band gain of the antenna across all operating bands, or 2dBi, whichever is greater.

And the maximum in-band gain of the antenna is 3.3 dBi.

Note 1: The frequency is fundamental signal which can be ignored.

Note 2: Which frequency is not within a restricted band, and its limit line is 20dB below the highest emission level.

Note 3: Average measurement was not performed if peak level went lower than the average limit.

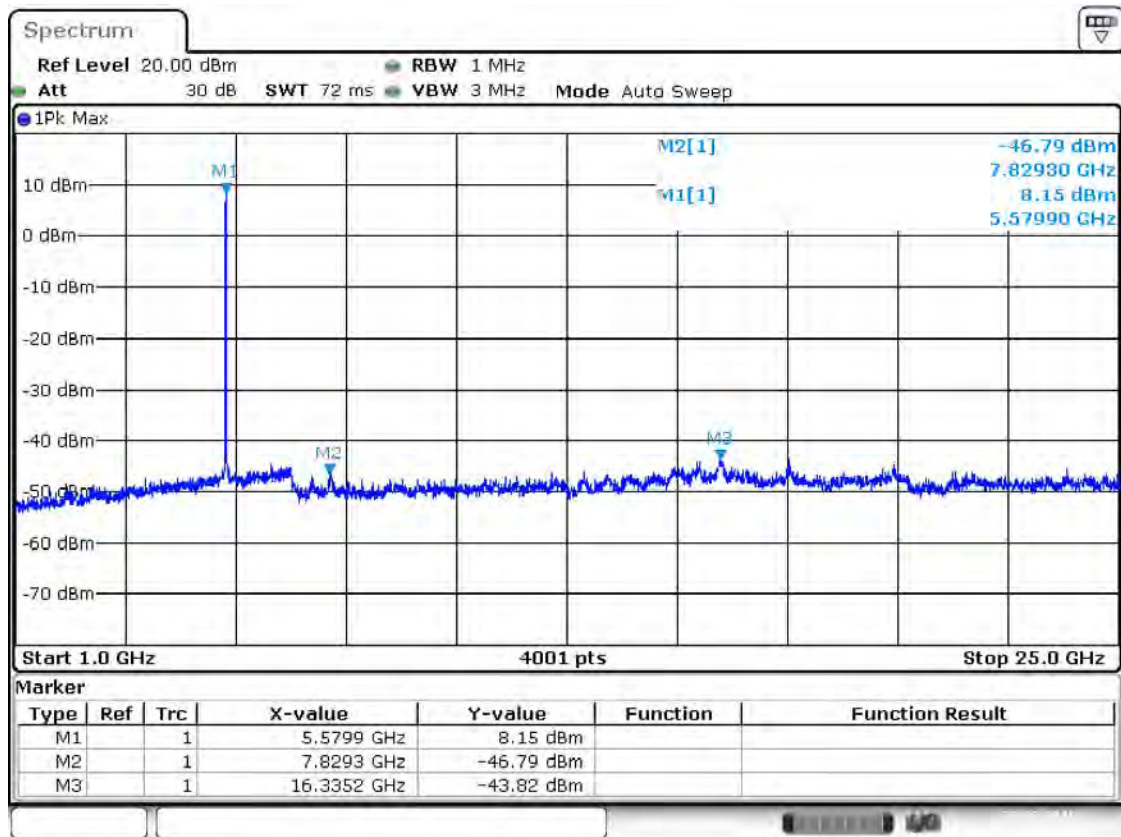
Note 4: The harmonic (2th ,3th , 4th,...etc.) and other spurious are not reported, because those levels are lower than average limit line and background noise

Band III 11n(HT20) CH116

Frequency (MHz)	Value (dBm)	Ground Reflection Factor (dB)	D (m)	Max gain (dBi)	Detector	E (dBμV/m)	Limit (dBμV/m)	Margin (dB)	Remark	Verdict
7829.3	-46.79	0	3	3.3	PK	51.77	86.71	34.94	Note 2	PASS
	N/A		3	3.3	AV	N/A	66.71	N/A	Note 3	PASS
16335.2	-43.82	0	3	3.3	PK	54.74	86.71	31.97	Note 2	PASS
	N/A		3	3.3	AV	N/A	66.71	N/A	Note 3	PASS
5579.9	8.15	0	3	3.3	PK	106.71	N/A	N/A	Note 1	N/A
	-16.70		3	3.3	AV	81.86	N/A	N/A		N/A

Test Plots

Band III 11n(HT20) CH116, SPURIOUS 1 GHz ~ 25 GHz



Date: 22.FEB.2016 17:18:15

The EIRP based on the measured conducted power, the upper bound on antenna gain for a device with a single RF output shall be selected as the maximum in-band gain of the antenna across all operating bands, or 2dBi, whichever is greater.

And the maximum in-band gain of the antenna is 3.3dBi.

Note 1: The frequency is fundamental signal which can be ignored.

Note 2: Which frequency is not within a restricted band, and its limit line is 20dB below the highest emission level.

Note 3: Average measurement was not performed if peak level went lower than the average limit.

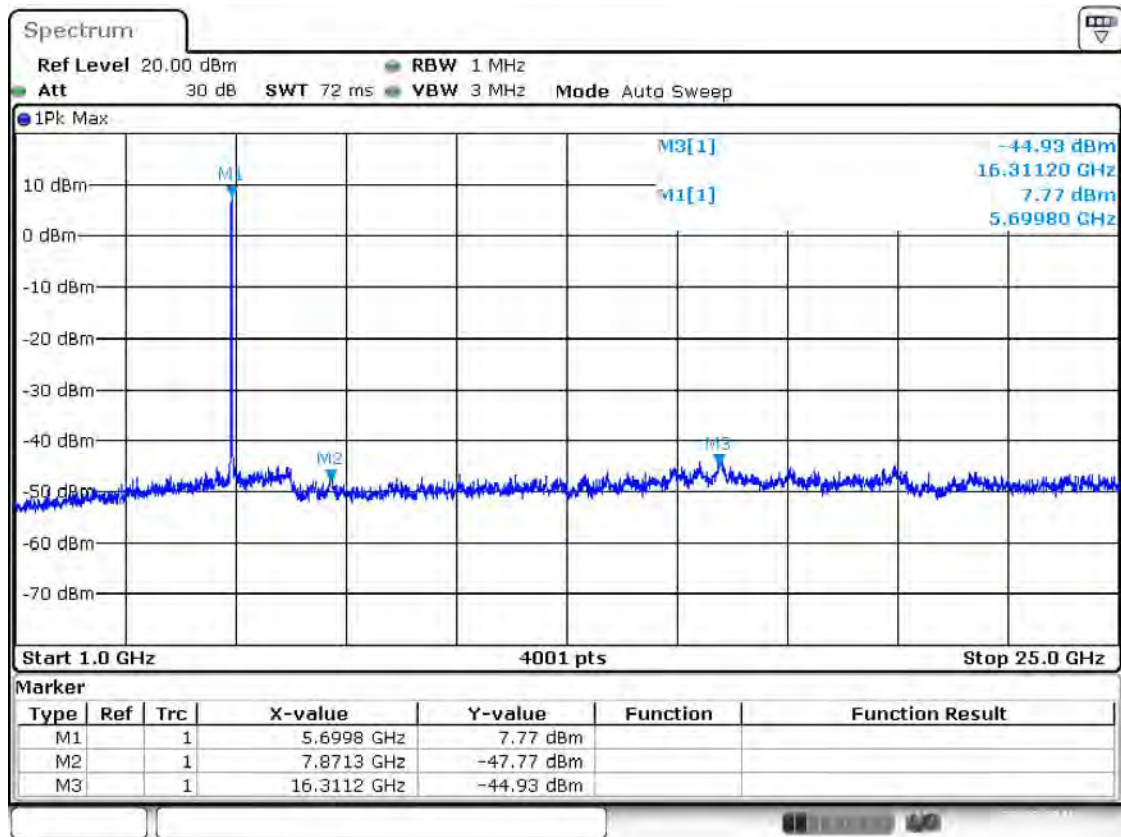
Note 4: The harmonic (2th ,3th , 4th,...etc.) and other spurious are not reported, because those levels are lower than average limit line and background noise

Band III 11n(HT20) CH140

Frequency (MHz)	Value (dBm)	Ground Reflection Factor (dB)	D (m)	Max gain (dBi)	Detector	E (dBμV/m)	Limit (dBμV/m)	Margin (dB)	Remark	Verdict
7871.3	-47.77	0	3	3.3	PK	50.79	86.33	35.54	Note 2	PASS
	N/A		3	3.3	AV	N/A	66.33	N/A	Note 3	PASS
16311.2	-44.93	0	3	3.3	PK	53.63	86.33	32.70	Note 2	PASS
	N/A		3	3.3	AV	N/A	66.33	N/A	Note 3	PASS
5699.8	7.77	0	3	3.3	PK	106.33	N/A	N/A	Note 1	N/A
	-17.08		3	3.3	AV	81.48	N/A	N/A		N/A

Test Plots

Band III 11n(HT20) CH140, SPURIOUS 1 GHz ~ 25 GHz



Date: 22.FEB.2016 17:20:34

The EIRP based on the measured conducted power, the upper bound on antenna gain for a device with a single RF output shall be selected as the maximum in-band gain of the antenna across all operating bands, or 2dBi, whichever is greater.

And the maximum in-band gain of the antenna is 3.3 dBi.

Note 1: The frequency is fundamental signal which can be ignored.

Note 2: Which frequency is not within a restricted band, and its limit line is 20dB below the highest emission level.

Note 3: Average measurement was not performed if peak level went lower than the average limit.

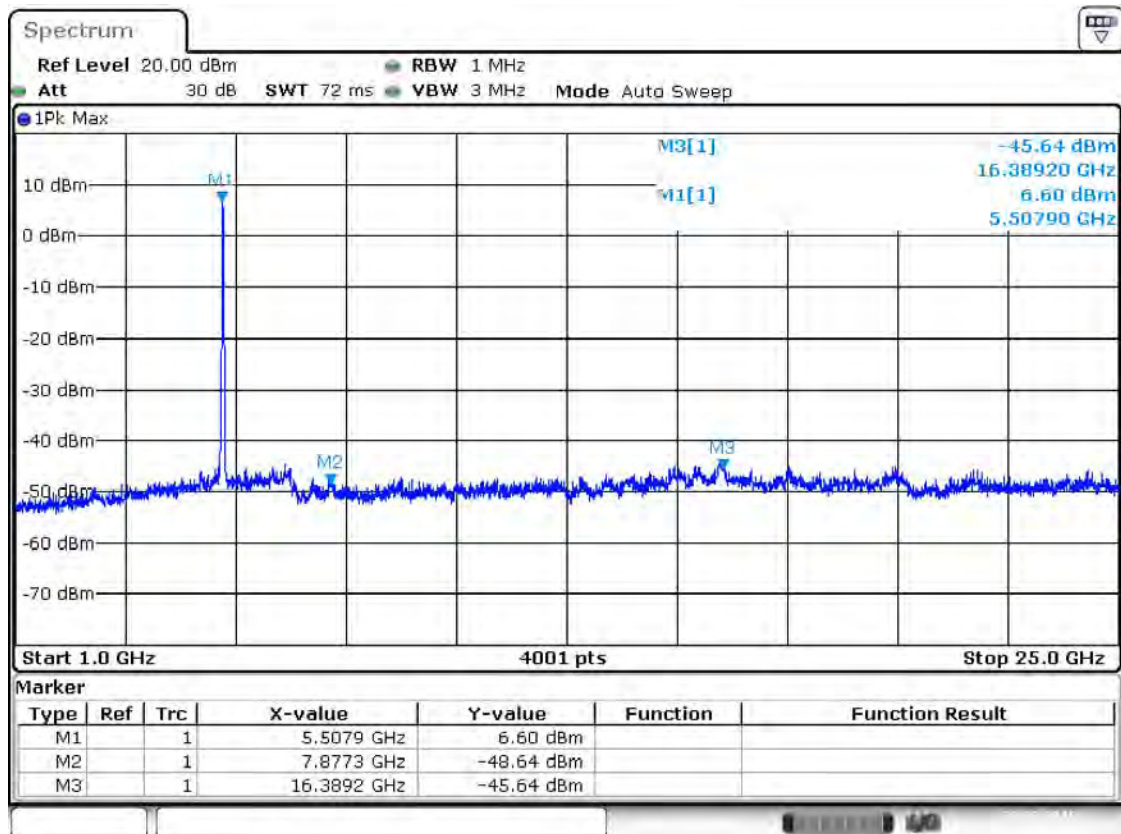
Note 4: The harmonic (3th ,4th , 5th,...etc.) and other spurious are not reported, because those levels are lower than average limit line and background noise

Band III 11n(HT40) CH102

Frequency (MHz)	Value (dBm)	Ground Reflection Factor (dB)	D (m)	Max gain (dBi)	Detector	E (dBμV/m)	Limit (dBμV/m)	Margin (dB)	Remark	Verdict
7877.3	-48.64	0	3	3.3	PK	49.92	85.16	35.24	Note 2	PASS
	N/A		3	3.3	AV	N/A	65.16	N/A	Note 3	PASS
16389.2	-45.64	0	3	3.3	PK	52.92	85.16	32.24	Note 2	PASS
	-70.49		3	3.3	AV	28.07	65.16	37.09	--	PASS
5507.9	6.6	0	3	3.3	PK	105.16	N/A	N/A	Note 1	N/A
	-18.25		3	3.3	AV	80.31	N/A	N/A		N/A

Test Plots

Band III 11n(HT40) CH102, SPURIOUS 1 GHz ~ 25 GHz



Date: 22.FEB.2016 17:50:35

The EIRP based on the measured conducted power, the upper bound on antenna gain for a device with a single RF output shall be selected as the maximum in-band gain of the antenna across all operating bands, or 2dBi, whichever is greater.

And the maximum in-band gain of the antenna is 3.3 dBi.

Note 1: The frequency is fundamental signal which can be ignored.

Note 2: Which frequency is not within a restricted band, and its limit line is 20dB below the highest emission level.

Note 3: Average measurement was not performed if peak level went lower than the average limit.

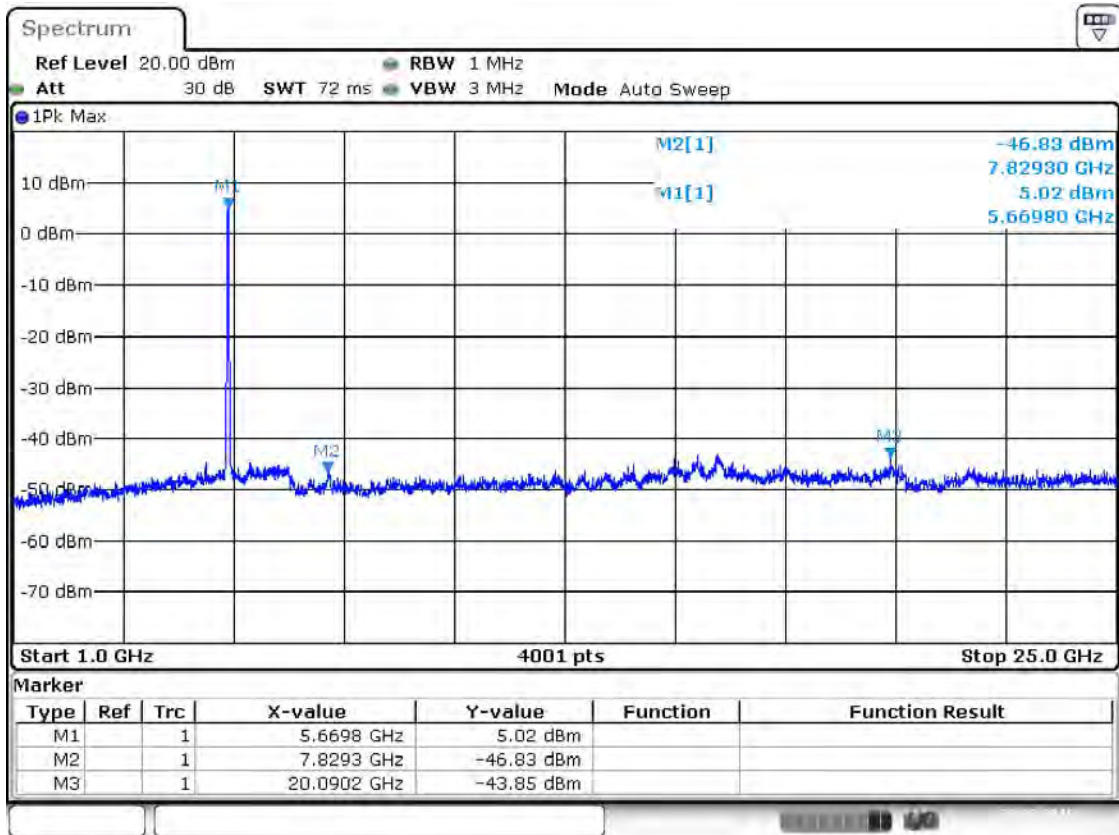
Note 4: The harmonic (2th ,3th , 4th,...etc.) and other spurious are not reported, because those levels are lower than average limit line and background noise

Band III 11n(HT40) CH134

Frequency (MHz)	Value (dBm)	Ground Reflection Factor (dB)	D (m)	Max gain (dBi)	Detector	E (dBμV/m)	Limit (dBμV/m)	Margin (dB)	Remark	Verdict
7829.3	-46.83	0	3	3.3	PK	51.73	83.58	31.85	Note 2	PASS
	N/A		3	3.3	AV	N/A	63.58	N/A	Note 3	PASS
20090.2	-43.85	0	3	3.3	PK	54.71	74.00	19.29	--	PASS
	N/A		3	3.3	AV	N/A	54.00	N/A	Note 3	PASS
5669.8	5.02	0	3	3.3	PK	103.58	N/A	N/A	Note 1	N/A
	-19.83		3	3.3	AV	78.73	N/A	N/A		N/A

Test Plots

Band III 11n(HT40) CH134, SPURIOUS 1 GHz ~ 25 GHz



Date: 22.FEB.2016 17:51:24

The EIRP based on the measured conducted power, the upper bound on antenna gain for a device with a single RF output shall be selected as the maximum in-band gain of the antenna across all operating bands, or 2dBi, whichever is greater.

And the maximum in-band gain of the antenna is 3.3 dBi.

Note 1: The frequency is fundamental signal which can be ignored.

Note 2: Which frequency is not within a restricted band, and its limit line is 20dB below the highest emission level.

Note 3: Average measurement was not performed if peak level went lower than the average limit.

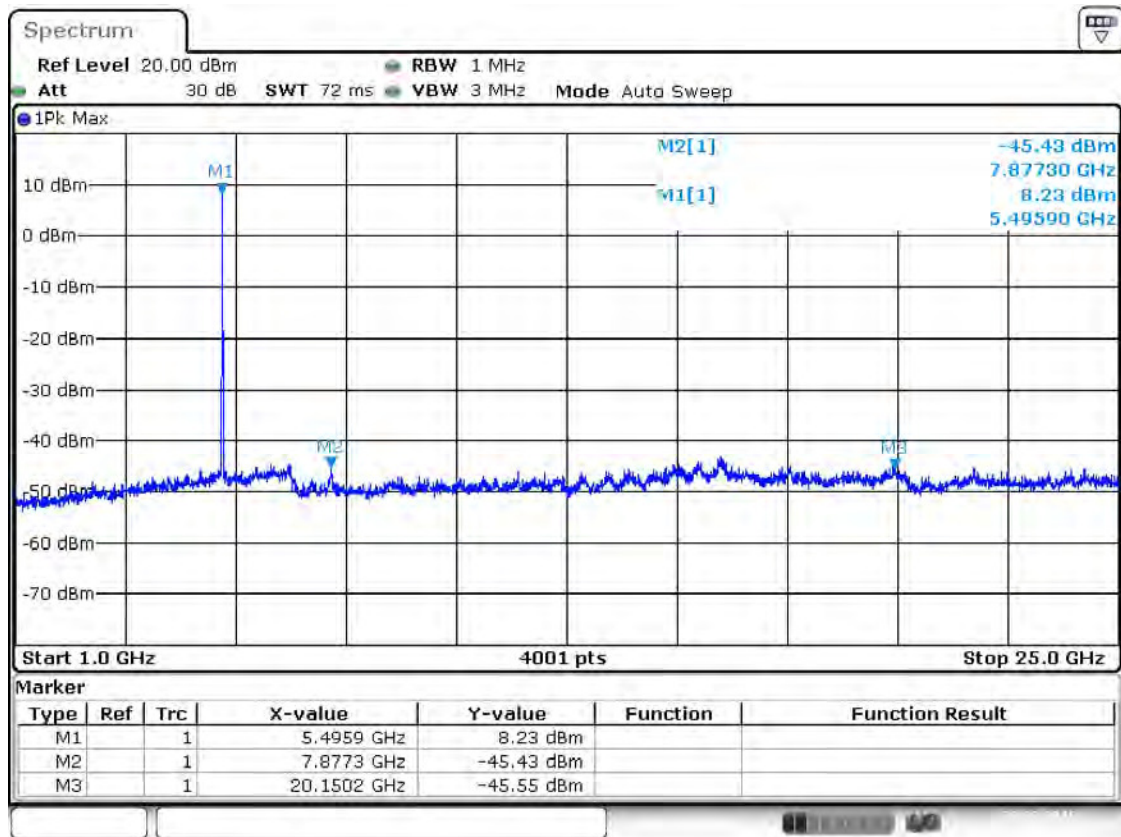
Note 4: The harmonic (3th ,4th , 5th,...etc.) and other spurious are not reported, because those levels are lower than average limit line and background noise

Band III 11ac(HT20) CH100

Frequency (MHz)	Value (dBm)	Ground Reflection Factor (dB)	D (m)	Max gain (dBi)	Detector	E (dBμV/m)	Limit (dBμV/m)	Margin (dB)	Remark	Verdict
7877.3	-45.43	0	3	3.3	PK	53.13	86.79	33.66	Note 2	PASS
	N/A		3	3.3	AV	N/A	66.79	N/A	Note 3	PASS
20150.2	-45.55	0	3	3.3	PK	53.01	74.00	20.99	--	PASS
	N/A		3	3.3	AV	N/A	54.00	N/A	Note 3	PASS
5495.9	8.23	0	3	3.3	PK	106.79	N/A	N/A	Note 1	N/A
	-16.62		3	3.3	AV	81.94	N/A	N/A		N/A

Test Plots

Band III 11ac(HT20) CH100, SPURIOUS 1 GHz ~ 25 GHz



Date: 22.FEB.2016 18:36:07

The EIRP based on the measured conducted power, the upper bound on antenna gain for a device with a single RF output shall be selected as the maximum in-band gain of the antenna across all operating bands, or 2dBi, whichever is greater.

And the maximum in-band gain of the antenna is 3.3dBi.

Note 1: The frequency is fundamental signal which can be ignored.

Note 2: Which frequency is not within a restricted band, and its limit line is 20dB below the highest emission level.

Note 3: Average measurement was not performed if peak level went lower than the average limit.

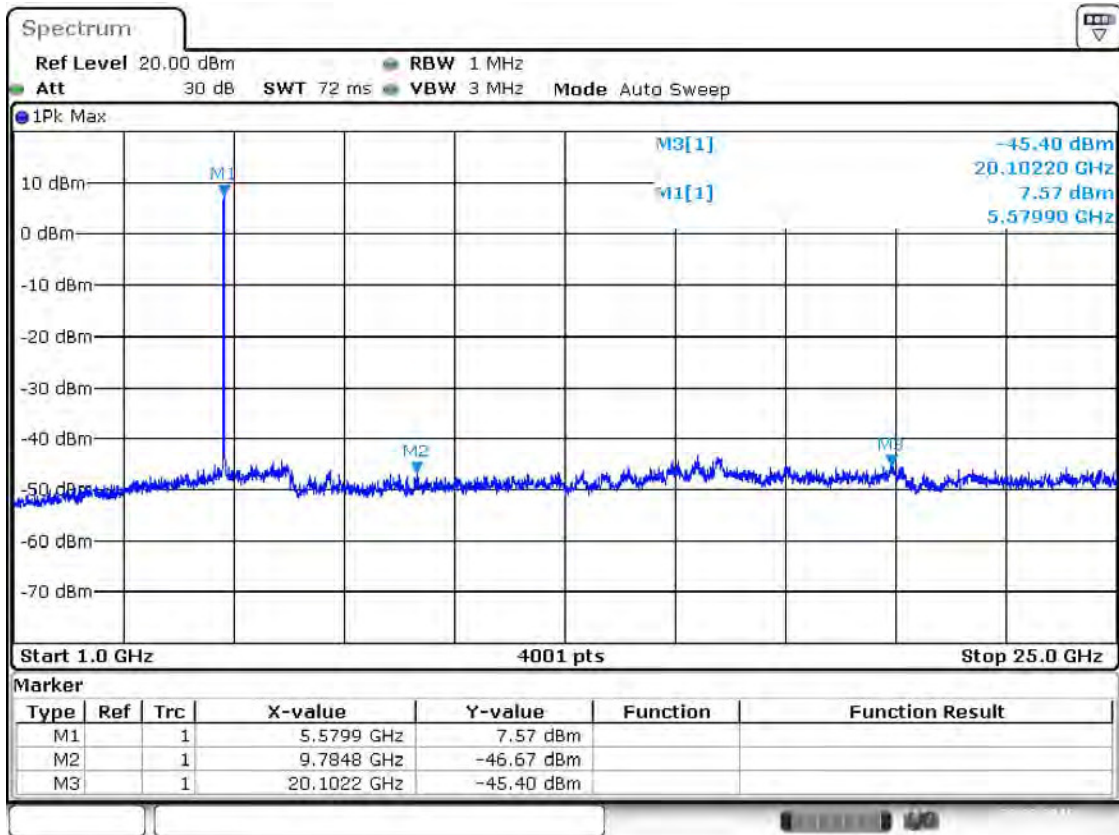
Note 4: The harmonic (2th ,3th , 4th,...etc.) and other spurious are not reported, because those levels are lower than average limit line and background noise

Band III 11ac(HT20) CH116

Frequency (MHz)	Value (dBm)	Ground Reflection Factor (dB)	D (m)	Max gain (dBi)	Detector	E (dBμV/m)	Limit (dBμV/m)	Margin (dB)	Remark	Verdict
9784.8	-46.67	0	3	3.3	PK	51.89	86.13	34.24	Note 2	PASS
	N/A		3	3.3	AV	N/A	66.13	N/A	Note 3	PASS
20102.2	-45.4	0	3	3.3	PK	53.16	74.00	20.84	--	PASS
	N/A		3	3.3	AV	N/A	54.00	N/A	Note 3	PASS
5579.9	7.57	0	3	3.3	PK	106.13	N/A	N/A	Note 1	N/A
	-17.28		3	3.3	AV	81.28	N/A	N/A		N/A

Test Plots

Band III 11ac(HT20) CH116, SPURIOUS 1 GHz ~ 25 GHz



Date: 22.FEB.2016 18:38:01

The EIRP based on the measured conducted power, the upper bound on antenna gain for a device with a single RF output shall be selected as the maximum in-band gain of the antenna across all operating bands, or 2dBi, whichever is greater.

And the maximum in-band gain of the antenna is 3.3 dBi.

Note 1: The frequency is fundamental signal which can be ignored.

Note 2: Which frequency is not within a restricted band, and its limit line is 20dB below the highest emission level.

Note 3: Average measurement was not performed if peak level went lower than the average limit.

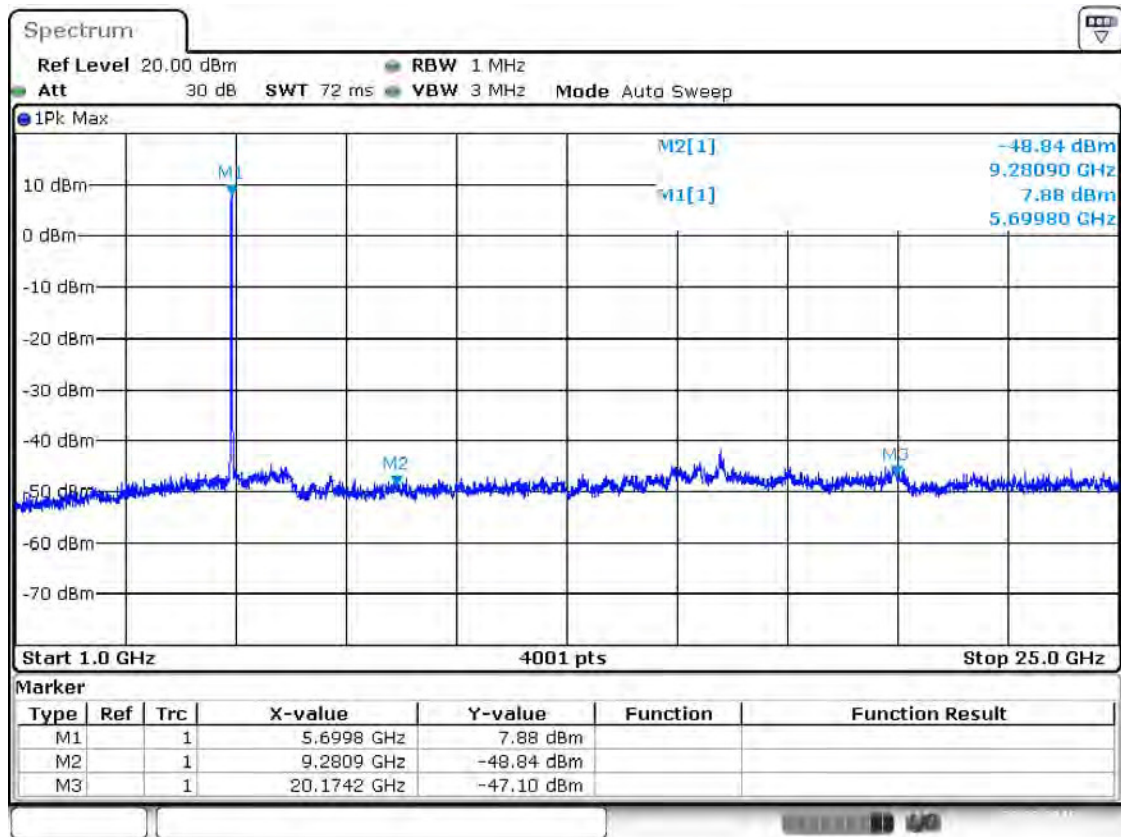
Note 4: The harmonic (2th ,3th , 4th,...etc.) and other spurious are not reported, because those levels are lower than average limit line and background noise

Band III 11ac(HT20) CH140

Frequency (MHz)	Value (dBm)	Ground Reflection Factor (dB)	D (m)	Max gain (dBi)	Detector	E (dBμV/m)	Limit (dBμV/m)	Margin (dB)	Remark	Verdict
9280.9	-48.84	0	3	3.3	PK	49.72	86.44	36.72	Note 2	PASS
	N/A		3	3.3	AV	N/A	66.44	N/A	Note 3	PASS
20174.2	-47.1	0	3	3.3	PK	51.46	74.00	22.54	--	PASS
	N/A		3	3.3	AV	N/A	54.00	N/A	Note 3	PASS
5699.8	7.88	0	3	3.3	PK	106.44	N/A	N/A	Note 1	N/A
	-16.97		3	3.3	AV	81.59	N/A	N/A		N/A

Test Plots

Band III 11ac(HT20) CH140, SPURIOUS 1 GHz ~ 25 GHz



Date: 22.FEB.2016 18:40:42

The EIRP based on the measured conducted power, the upper bound on antenna gain for a device with a single RF output shall be selected as the maximum in-band gain of the antenna across all operating bands, or 2dBi, whichever is greater.

And the maximum in-band gain of the antenna is 3.3dBi.

Note 1: The frequency is fundamental signal which can be ignored.

Note 2: Which frequency is not within a restricted band, and its limit line is 20dB below the highest emission level.

Note 3: Average measurement was not performed if peak level went lower than the average limit.

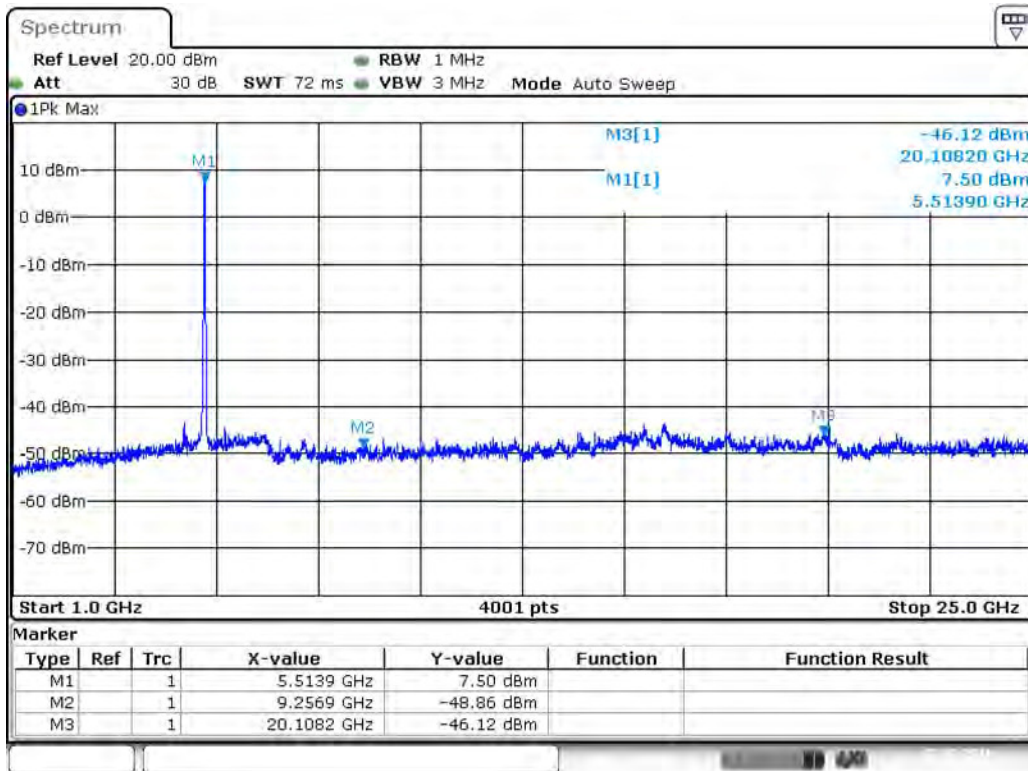
Note 4: The harmonic (3th ,4th , 5th,...etc.) and other spurious are not reported, because those levels are lower than average limit line and background noise

Band III 11ac(HT40) CH102

Frequency (MHz)	Value (dBm)	Ground Reflection Factor (dB)	D (m)	Max gain (dBi)	Detector	E (dBμV/m)	Limit (dBμV/m)	Margin (dB)	Remark	Verdict
9256.9	-48.86	0	3	3.3	PK	49.70	86.06	36.36	Note 2	PASS
	N/A		3	3.3	AV	N/A	66.06	N/A	Note 3	PASS
20108.2	-46.12	0	3	3.3	PK	52.44	74.00	21.56	--	PASS
	N/A		3	3.3	AV	N/A	54.00	N/A	Note 3	PASS
5513.9	7.5	0	3	3.3	PK	106.06	N/A	N/A	Note 1	N/A
	-17.35		3	3.3	AV	81.21	N/A	N/A		N/A

Test Plots

Band III 11ac(HT40) CH102, SPURIOUS 1 GHz ~ 25 GHz



Date: 22.FEB.2016 19:00:38

The EIRP based on the measured conducted power, the upper bound on antenna gain for a device with a single RF output shall be selected as the maximum in-band gain of the antenna across all operating bands, or 2dBi, whichever is greater.

And the maximum in-band gain of the antenna is 3.3 dBi.

Note 1: The frequency is fundamental signal which can be ignored.

Note 2: Which frequency is not within a restricted band, and its limit line is 20dB below the highest emission level.

Note 3: Average measurement was not performed if peak level went lower than the average limit.

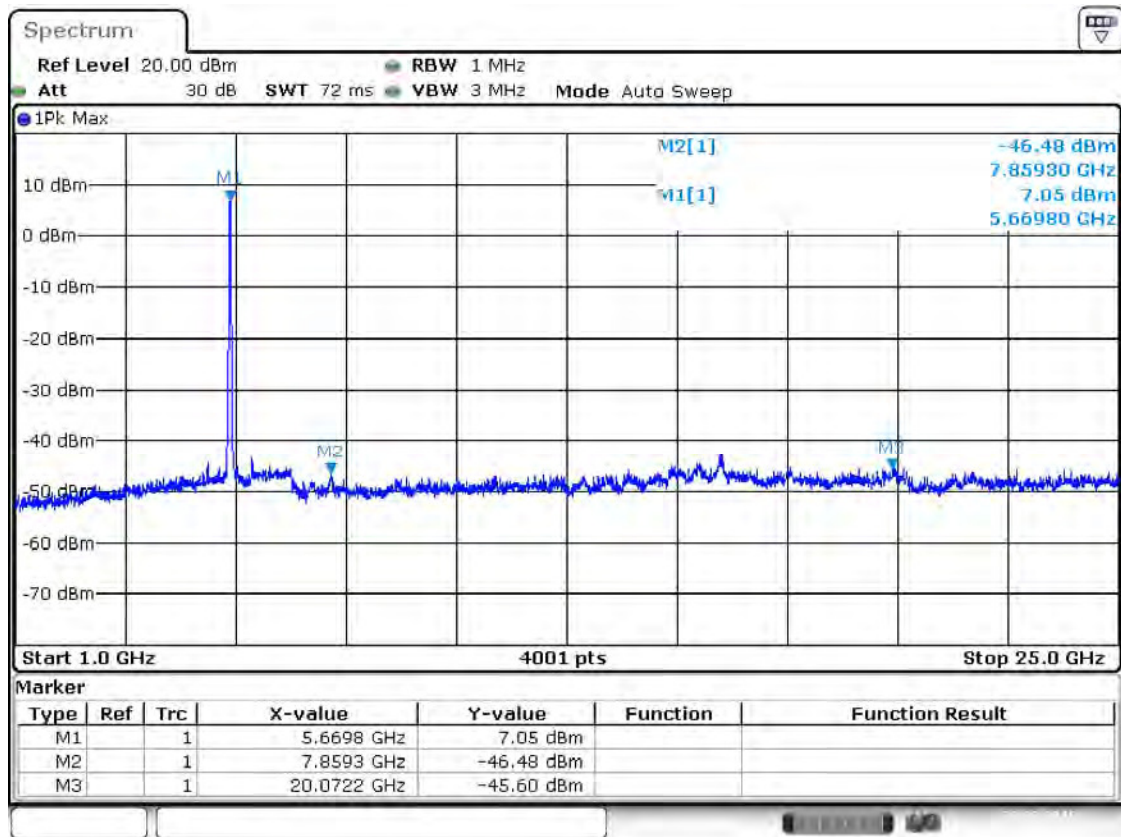
Note 4: The harmonic (2th ,3th , 4th,...etc.) and other spurious are not reported, because those levels are lower than average limit line and background noise

Band III 11ac(HT40) CH134

Frequency (MHz)	Value (dBm)	Ground Reflection Factor (dB)	D (m)	Max gain (dBi)	Detector	E (dBμV/m)	Limit (dBμV/m)	Margin (dB)	Remark	Verdict
7859.3	-46.48	0	3	3.3	PK	52.08	85.61	33.53	Note 2	PASS
	N/A		3	3.3	AV	N/A	65.61	N/A	Note 3	PASS
20072.2	-45.6	0	3	3.3	PK	52.96	74.00	21.04	--	PASS
	N/A		3	3.3	AV	N/A	54.00	N/A	Note 3	PASS
5669.8	7.05	0	3	3.3	PK	105.61	N/A	N/A	Note 1	N/A
	-17.80		3	3.3	AV	80.76	N/A	N/A		N/A

Test Plots

Band III 11ac(HT40) CH134, SPURIOUS 1 GHz ~ 25 GHz



Date: 22.FEB.2016 19:01:21

The EIRP based on the measured conducted power, the upper bound on antenna gain for a device with a single RF output shall be selected as the maximum in-band gain of the antenna across all operating bands, or 2dBi, whichever is greater.

And the maximum in-band gain of the antenna is 3.3 dBi.

Note 1: The frequency is fundamental signal which can be ignored.

Note 2: Which frequency is not within a restricted band, and its limit line is 20dB below the highest emission level.

Note 3: Average measurement was not performed if peak level went lower than the average limit.

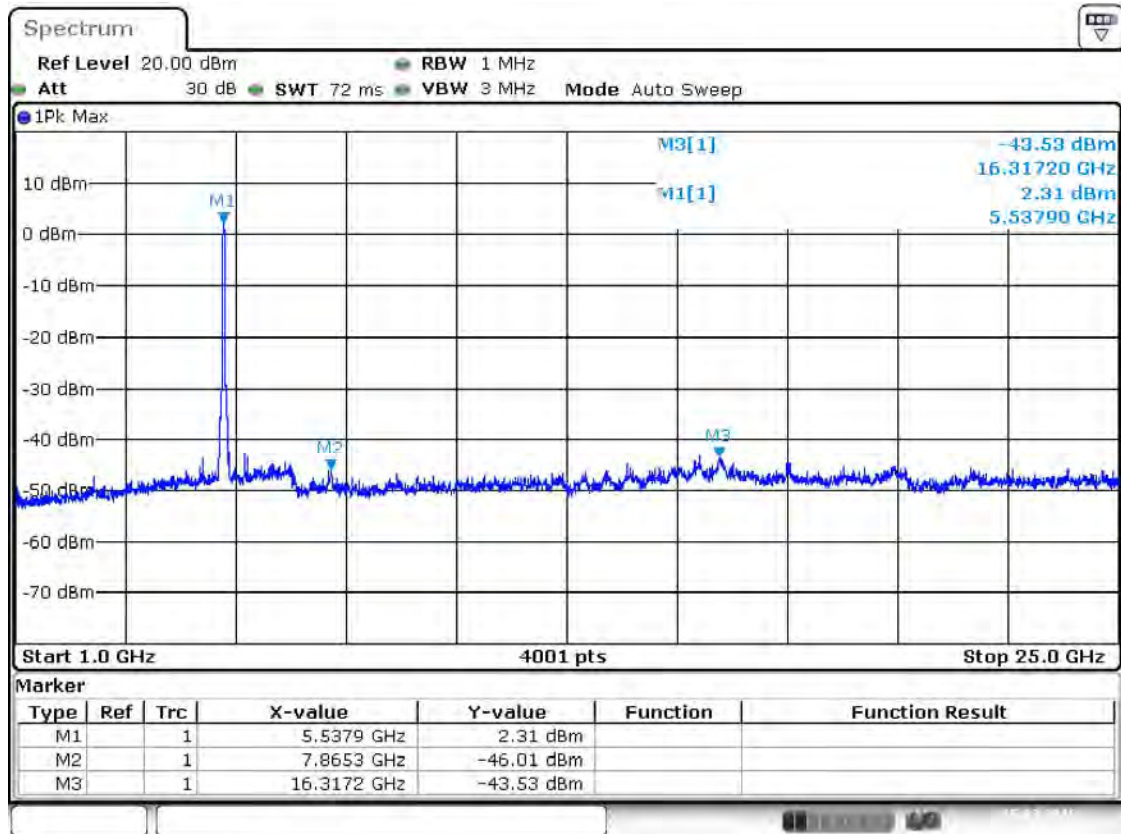
Note 4: The harmonic (3th ,4th , 5th,...etc.) and other spurious are not reported, because those levels are lower than average limit line and background noise

Band III 11ac(HT80) CH106

Frequency (MHz)	Value (dBm)	Ground Reflection Factor (dB)	D (m)	Max gain (dBi)	Detector	E (dBμV/m)	Limit (dBμV/m)	Margin (dB)	Remark	Verdict
7865.3	-46.01	0	3	3.3	PK	52.55	80.87	28.32	Note 2	PASS
	N/A		3	3.3	AV	N/A	60.87	N/A	Note 3	PASS
16317.2	-43.53	0	3	3.3	PK	55.03	80.87	25.84	Note 2	PASS
	N/A		3	3.3	AV	N/A	60.87	N/A	Note 3	PASS
5537.9	2.31	0	3	3.3	PK	100.87	N/A	N/A	Note 1	N/A
	-22.54		3	3.3	AV	76.02	N/A	N/A		N/A

Test Plots

Band III 11ac(HT80) CH106, SPURIOUS 1 GHz ~ 25 GHz



Date: 5.MAR.2016 14:58:26

The EIRP based on the measured conducted power, the upper bound on antenna gain for a device with a single RF output shall be selected as the maximum in-band gain of the antenna across all operating bands, or 2dBi, whichever is greater.

And the maximum in-band gain of the antenna is 3.7 dBi.

Note 1: The frequency is fundamental signal which can be ignored.

Note 2: Which frequency is not within a restricted band, and its limit line is 20dB below the highest emission level.

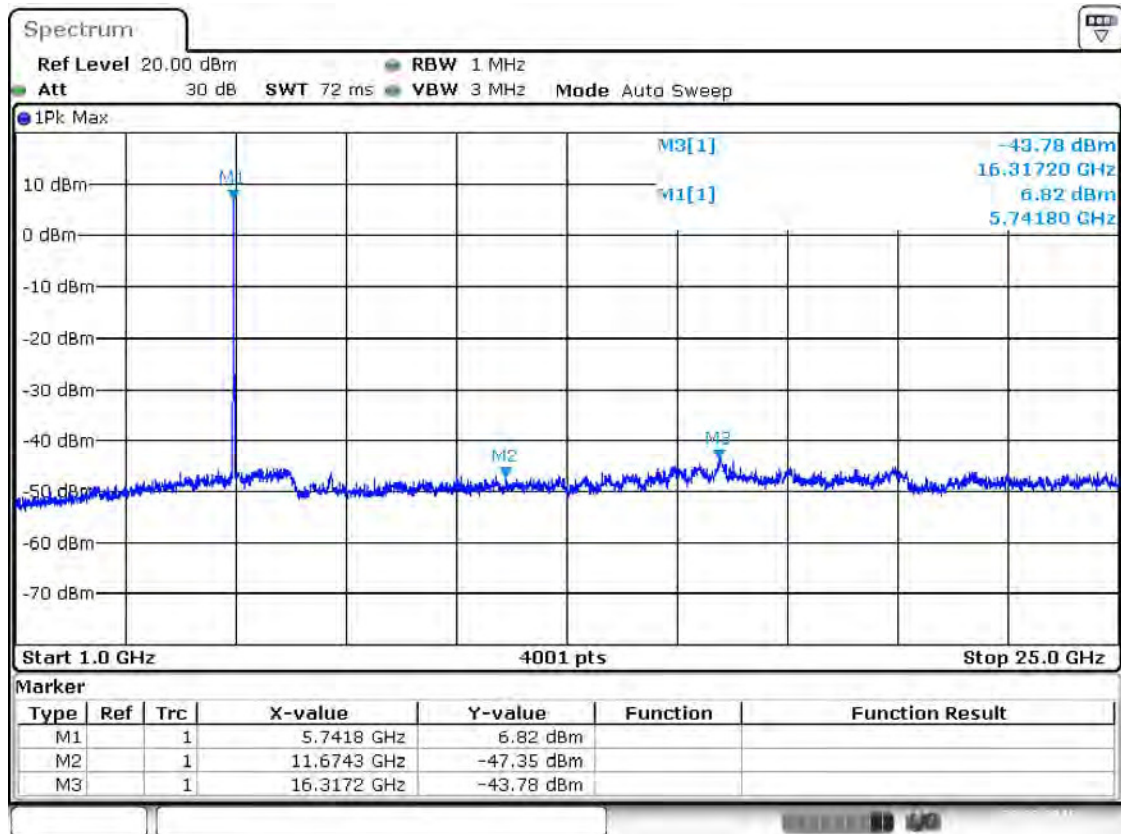
Note 3: Average measurement was not performed if peak level went lower than the average limit.

Note 4: The harmonic (3th ,4th , 5th,...etc.) and other spurious are not reported, because those levels are lower than average limit line and background noise

Band IV 11a CH149										
Frequency (MHz)	Value (dBm)	Ground Reflection Factor (dB)	D (m)	Max gain (dBi)	Detector	E (dBμV/m)	Limit (dBμV/m)	Margin (dB)	Remark	Verdict
11674.3	-47.35	0	3	3.7	PK	51.61	74.00	22.39	--	PASS
	-72.20		3	3.7	AV	26.76	54.00	27.24	--	PASS
16317.2	-43.78	0	3	3.7	PK	55.18	85.78	30.60	Note 2	PASS
	N/A		3	3.7	AV	N/A	65.78	N/A	Note 3	PASS
5741.8	6.82	0	3	3.7	PK	105.78	N/A	N/A	Note 1	N/A
	-18.03		3	3.7	AV	80.93	N/A	N/A		N/A

Test Plots

Band IV 11a CH149, SPURIOUS 1 GHz ~ 25 GHz



Date: 22.FEB.2016 16:52:45

The EIRP based on the measured conducted power, the upper bound on antenna gain for a device with a single RF output shall be selected as the maximum in-band gain of the antenna across all operating bands, or 2dBi, whichever is greater.

And the maximum in-band gain of the antenna is 3.7 dBi.

Note 1: The frequency is fundamental signal which can be ignored.

Note 2: Which frequency is not within a restricted band, and its limit line is 20dB below the highest emission level.

Note 3: Average measurement was not performed if peak level went lower than the average limit.

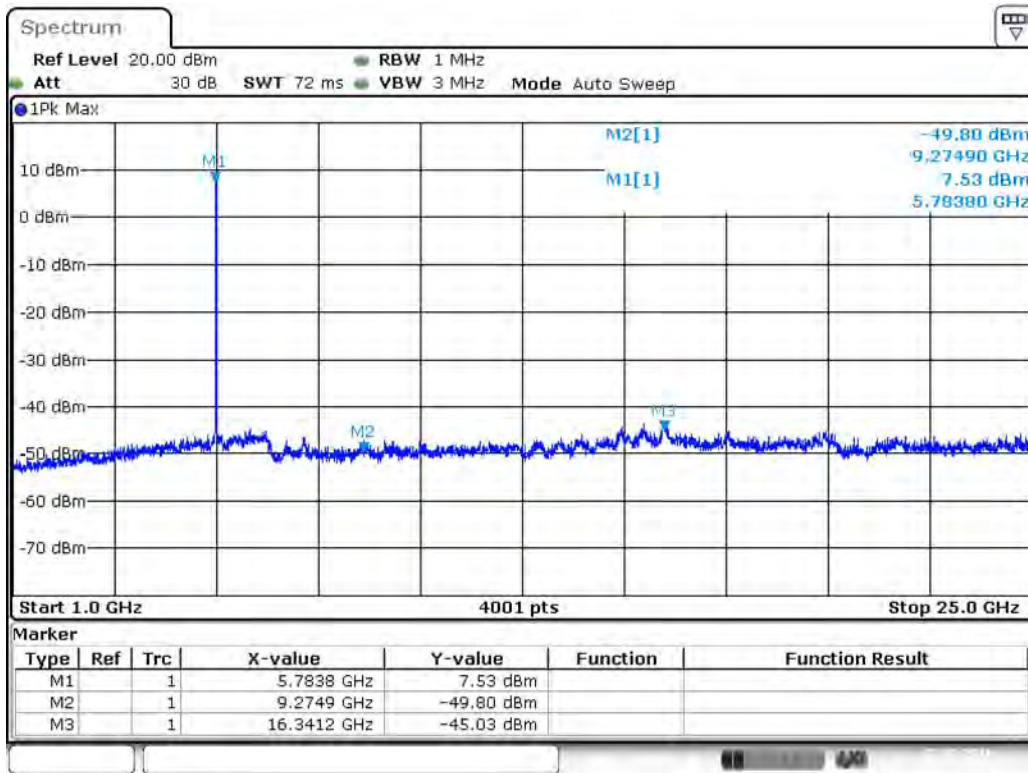
Note 4: The harmonic (2th ,3th , 4th,...etc.) and other spurious are not reported, because those levels are lower than average limit line and background noise

Band IV 11a CH157

Frequency (MHz)	Value (dBm)	Ground Reflection Factor (dB)	D (m)	Max gain (dBi)	Detector	E (dBμV/m)	Limit (dBμV/m)	Margin (dB)	Remark	Verdict
9274.9	-49.8	0	3	3.7	PK	49.16	86.49	37.33	Note 2	PASS
	N/A		3	3.7	AV	N/A	66.49	N/A	Note 3	PASS
16341.2	-45.03	0	3	3.7	PK	53.93	86.49	32.56	Note 2	PASS
	N/A		3	3.7	AV	N/A	66.49	N/A	Note 3	PASS
5783.8	7.53	0	3	3.7	PK	106.49	N/A	N/A	Note 1	N/A
	-17.32		3	3.7	AV	81.64	N/A	N/A		N/A

Test Plots

Band IV 11a CH157, SPURIOUS 1 GHz ~ 25 GHz



Date: 22 FEB 2016 17:00:29