

The EIRP based on the measured conducted power, the upper bound on antenna gain for a device with a single RF output shall be selected as the maximum in-band gain of the antenna across all operating bands, or 2dBi, whichever is greater.

And the maximum in-band gain of the antenna is 3.7 dBi.

Note 1: The frequency is fundamental signal which can be ignored.

Note 2: Which frequency is not within a restricted band, and its limit line is 20dB below the highest emission level.

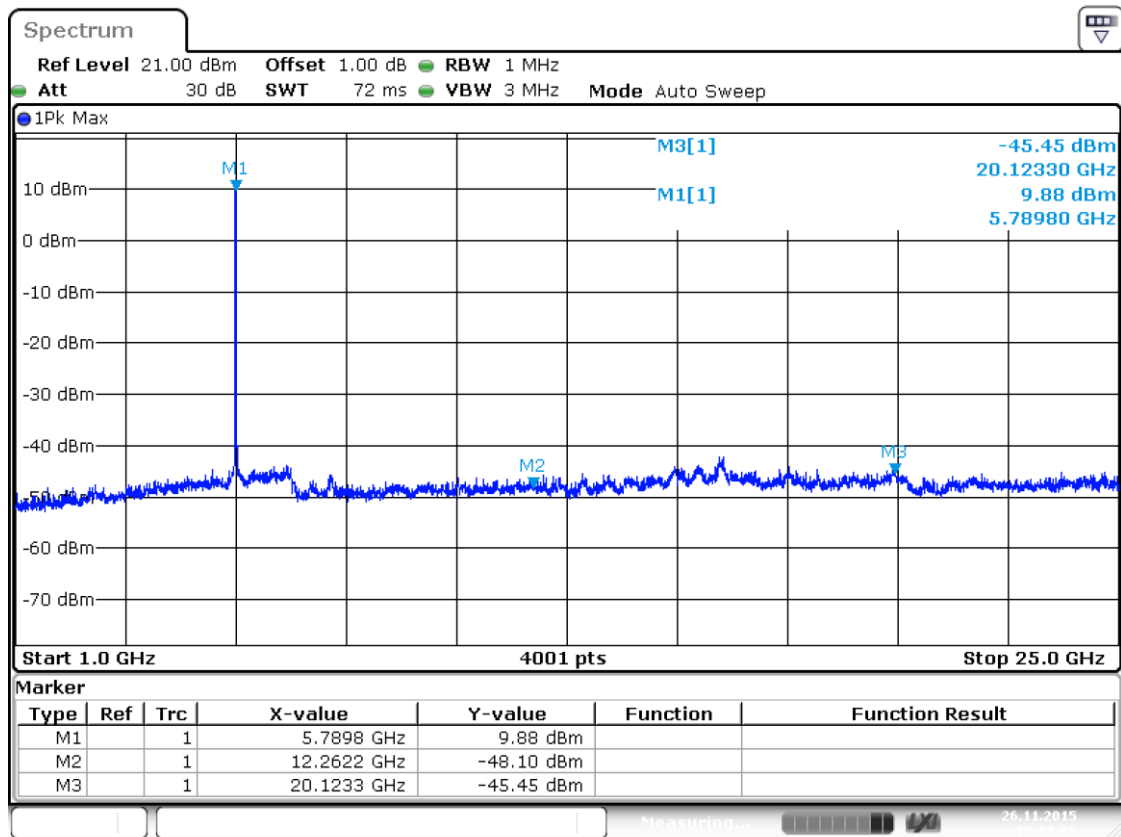
Note 3: Average measurement was not performed if peak level went lower than the average limit.

Note 4: The harmonic (2th ,3th , 4th,...etc.) and other spurious are not reported, because those levels are lower than average limit line and background noise

Band IV 11ac(HT20) CH157										
Frequency (MHz)	Value (dBm)	Ground Reflection Factor (dB)	D (m)	Max gain (dBi)	Detector	E (dBμV/m)	Limit (dBμV/m)	Margin (dB)	Remark	Verdict
12262.2	-48.1	0	3	3.7	PK	50.86	74.00	23.14	--	PASS
	N/A		3	3.7	AV	N/A	54.00	N/A	Note 3	PASS
20123.3	-45.45	0	3	3.7	PK	53.51	74.00	20.49	--	PASS
	N/A		3	3.7	AV	N/A	54.00	N/A	Note 3	PASS
5789.8	9.88	0	3	3.7	PK	108.84	N/A	N/A	Note 1	N/A
	-14.97		3	3.7	AV	83.99	N/A	N/A		N/A

Test Plots

Band IV 11ac(HT20) CH157, SPURIOUS 1 GHz ~ 25 GHz



Date: 26.NOV.2015 10:53:06

The EIRP based on the measured conducted power, the upper bound on antenna gain for a device with a single RF output shall be selected as the maximum in-band gain of the antenna across all operating bands, or 2dBi, whichever is greater.

And the maximum in-band gain of the antenna is 3.7 dBi.

Note 1: The frequency is fundamental signal which can be ignored.

Note 2: Which frequency is not within a restricted band, and its limit line is 20dB below the highest emission level.

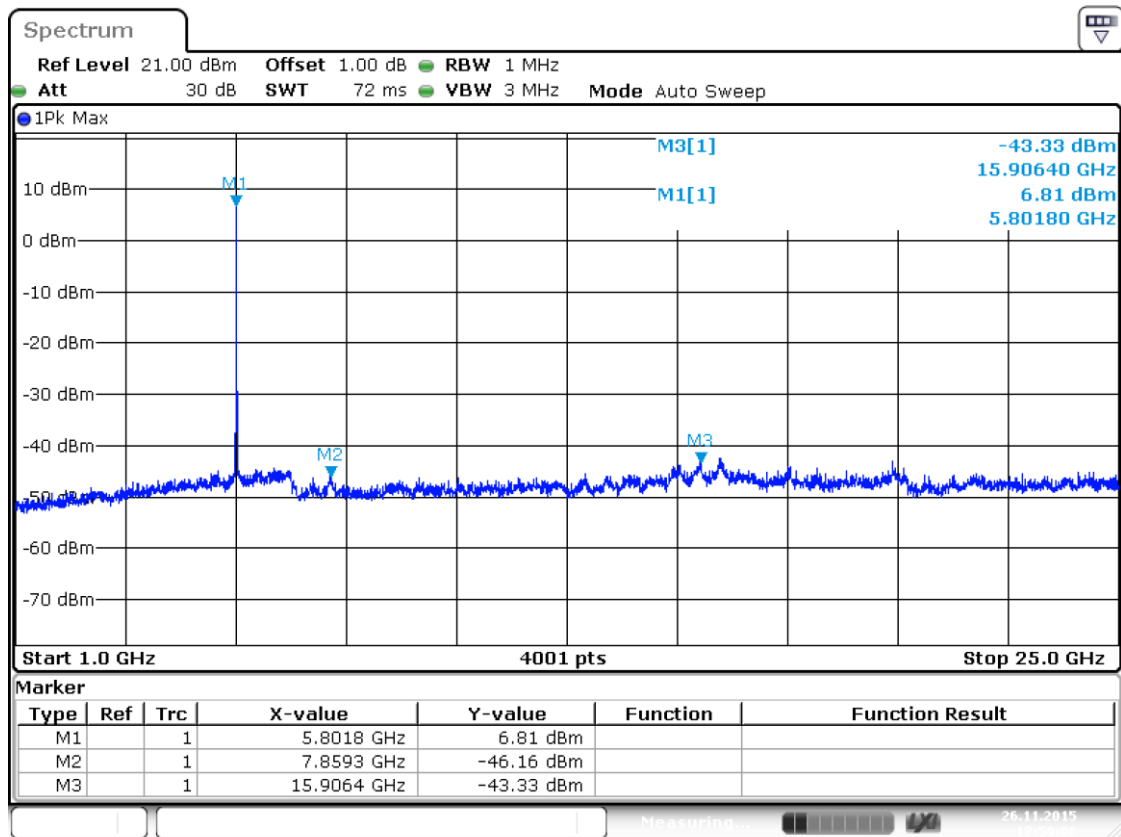
Note 3: Average measurement was not performed if peak level went lower than the average limit.

Note 4: The harmonic (2th ,3th , 4th,...etc.) and other spurious are not reported, because those levels are lower than average limit line and background noise

Band IV 11ac(HT20) CH161										
Frequency (MHz)	Value (dBm)	Ground Reflection Factor (dB)	D (m)	Max gain (dBi)	Detector	E (dBμV/m)	Limit (dBμV/m)	Margin (dB)	Remark	Verdict
7859.3	-46.16	0	3	3.7	PK	52.80	85.77	32.97	Note 2	PASS
	N/A		3	3.7	AV	N/A	65.77	N/A	Note 3	PASS
15906.4	-43.33	0	3	3.7	PK	55.63	74.00	18.37	--	PASS
	N/A		3	3.7	AV	N/A	54.00	N/A	Note 3	PASS
5801.8	6.81	0	3	3.7	PK	105.77	N/A	N/A	Note 1	N/A
	-18.04		3	3.7	AV	80.92	N/A	N/A		N/A

Test Plots

Band IV 11ac(HT20) CH161, SPURIOUS 1 GHz ~ 25 GHz



Date: 26.NOV.2015 12:50:06

The EIRP based on the measured conducted power, the upper bound on antenna gain for a device with a single RF output shall be selected as the maximum in-band gain of the antenna across all operating bands, or 2dBi, whichever is greater.

And the maximum in-band gain of the antenna is 3.7 dBi.

Note 1: The frequency is fundamental signal which can be ignored.

Note 2: Which frequency is not within a restricted band, and its limit line is 20dB below the highest emission level.

Note 3: Average measurement was not performed if peak level went lower than the average limit.

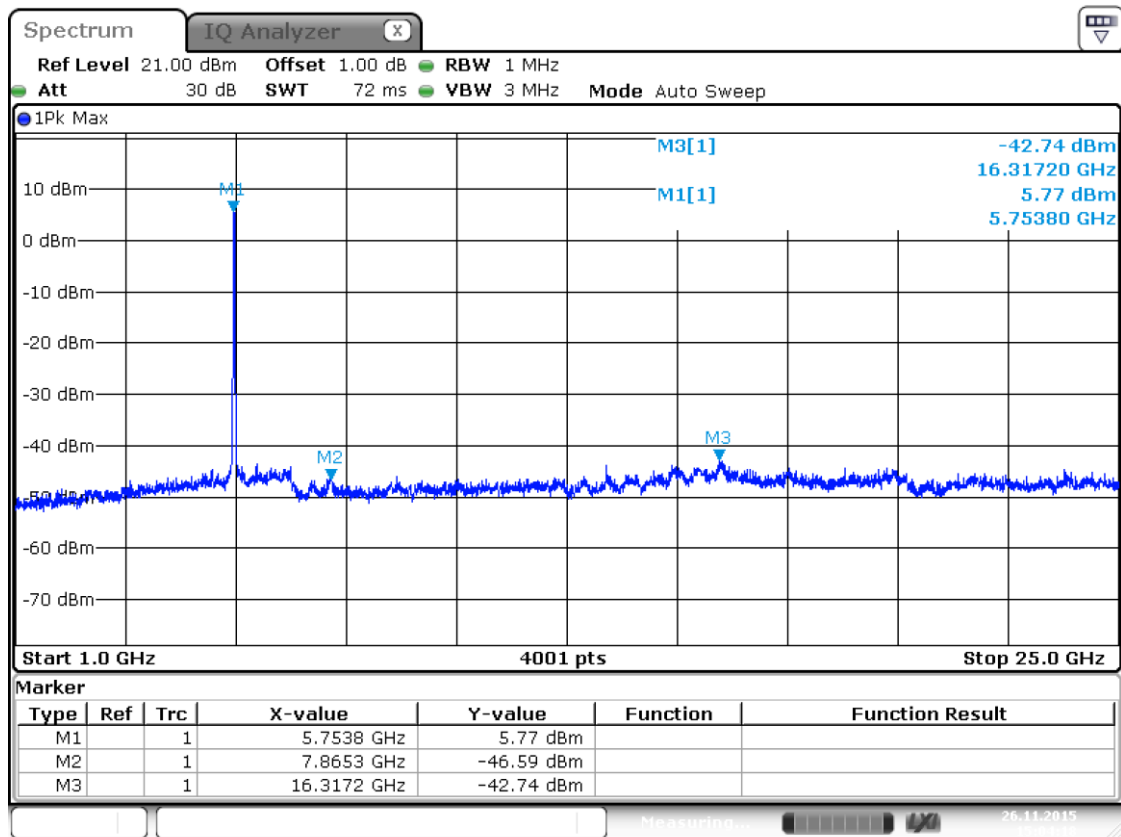
Note 4: The harmonic (2th ,3th , 4th,...etc.) and other spurious are not reported, because those levels are lower than average limit line and background noise

Band IV 11ac(HT40) CH151

Frequency (MHz)	Value (dBm)	Ground Reflection Factor (dB)	D (m)	Max gain (dBi)	Detector	E (dBμV/m)	Limit (dBμV/m)	Margin (dB)	Remark	Verdict
7865.3	-46.59	0	3	3.7	PK	52.37	84.73	32.36	Note 2	PASS
	N/A		3	3.7	AV	N/A	64.73	N/A	Note 3	PASS
16317.2	-42.74	0	3	3.7	PK	56.22	84.73	28.51	Note 2	PASS
	N/A		3	3.7	AV	N/A	64.73	N/A	Note 3	PASS
5753.8	5.77	0	3	3.7	PK	104.73	N/A	N/A	Note 1	N/A
	-19.08		3	3.7	AV	79.88	N/A	N/A		N/A

Test Plots

Band IV 11ac(HT40) CH151, SPURIOUS 1 GHz ~ 25 GHz



Date: 26.NOV.2015 15:04:18

The EIRP based on the measured conducted power, the upper bound on antenna gain for a device with a single RF output shall be selected as the maximum in-band gain of the antenna across all operating bands, or 2dBi, whichever is greater.

And the maximum in-band gain of the antenna is 3.7dBi.

Note 1: The frequency is fundamental signal which can be ignored.

Note 2: Which frequency is not within a restricted band, and its limit line is 20dB below the highest emission level.

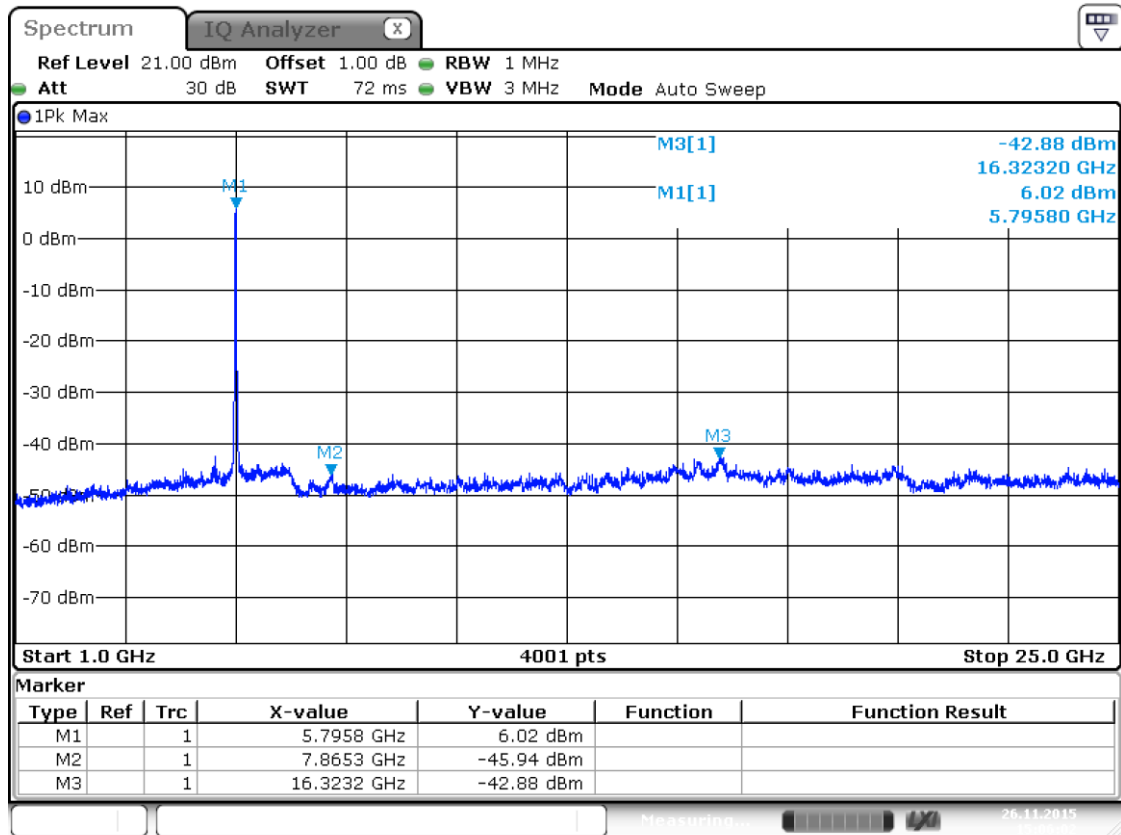
Note 3: Average measurement was not performed if peak level went lower than the average limit.

Note 4: The harmonic (2th ,3th , 4th,...etc.) and other spurious are not reported, because those levels are lower than average limit line and background noise

Band IV 11ac(HT40) CH159										
Frequency (MHz)	Value (dBm)	Ground Reflection Factor (dB)	D (m)	Max gain (dBi)	Detector	E (dBμV/m)	Limit (dBμV/m)	Margin (dB)	Remark	Verdict
7865.3	-45.94	0	3	3.7	PK	53.02	84.98	31.96	Note 2	PASS
	N/A		3	3.7	AV	N/A	64.98	N/A	Note 3	PASS
16323.2	-42.88	0	3	3.7	PK	56.08	84.98	28.90	Note 2	PASS
	N/A		3	3.7	AV	N/A	64.98	N/A	Note 3	PASS
5795.8	6.02	0	3	3.7	PK	104.98	N/A	N/A	Note 1	N/A
	-18.83		3	3.7	AV	80.13	N/A	N/A		N/A

Test Plots

Band IV 11ac(HT40) CH159, SPURIOUS 1 GHz ~ 25 GHz



Date: 26.NOV.2015 15:06:01

The EIRP based on the measured conducted power, the upper bound on antenna gain for a device with a single RF output shall be selected as the maximum in-band gain of the antenna across all operating bands, or 2dBi, whichever is greater.

And the maximum in-band gain of the antenna is 3.7 dBi.

Note 1: The frequency is fundamental signal which can be ignored.

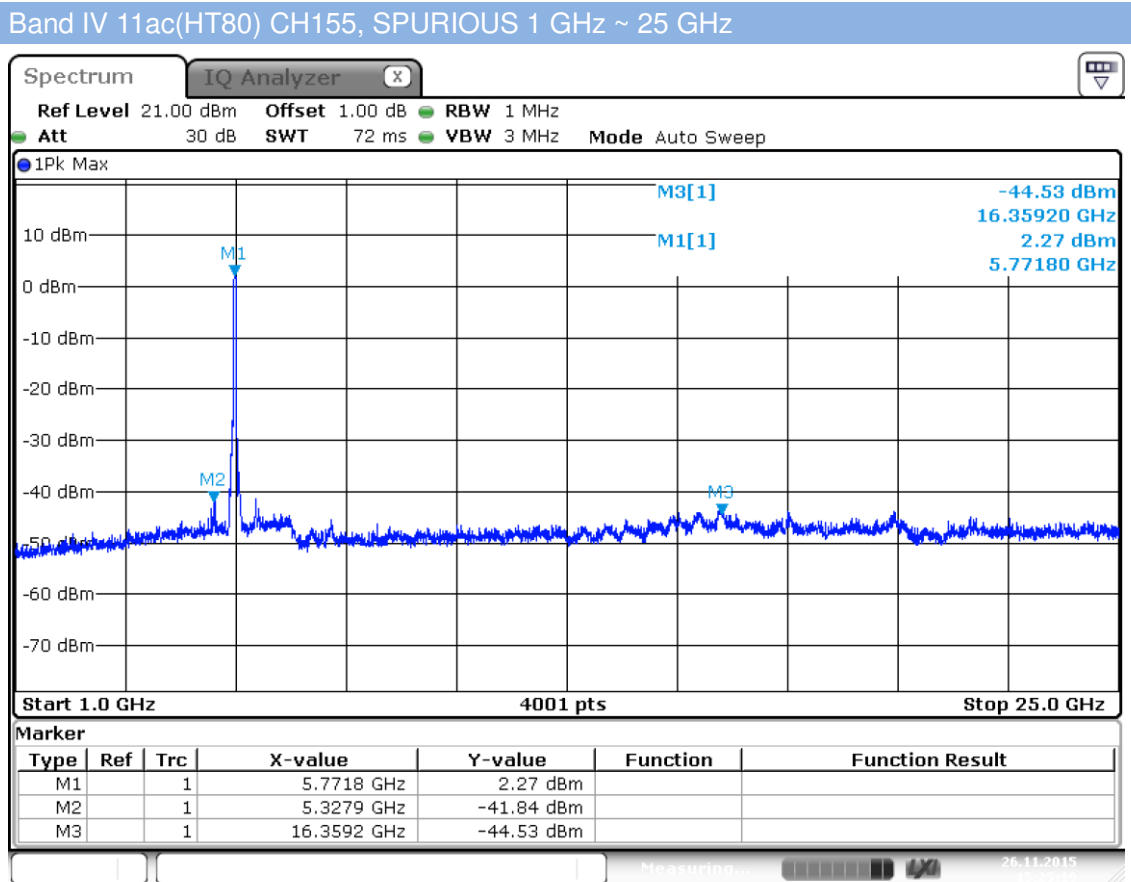
Note 2: Which frequency is not within a restricted band, and its limit line is 20dB below the highest emission level.

Note 3: Average measurement was not performed if peak level went lower than the average limit.

Note 4: The harmonic (2th ,3th , 4th,...etc.) and other spurious are not reported, because those levels are lower than average limit line and background noise

Band IV 11ac(HT80) CH155										
Frequency (MHz)	Value (dBm)	Ground Reflection Factor (dB)	D (m)	Max gain (dBi)	Detector	E (dBμV/m)	Limit (dBμV/m)	Margin (dB)	Remark	Verdict
5327.9	-41.84	0	3	3.7	PK	57.12	81.23	24.11	Note 2	PASS
	N/A		3	3.7	AV	N/A	61.23	N/A	Note 3	PASS
16359.2	-44.53	0	3	3.7	PK	54.43	81.23	26.80	Note 2	PASS
	N/A		3	3.7	AV	N/A	61.23	N/A	Note 3	PASS
5771.8	2.27	0	3	3.7	PK	101.23	N/A	N/A	Note 1	N/A
	-22.58		3	3.7	AV	76.38	N/A	N/A		N/A

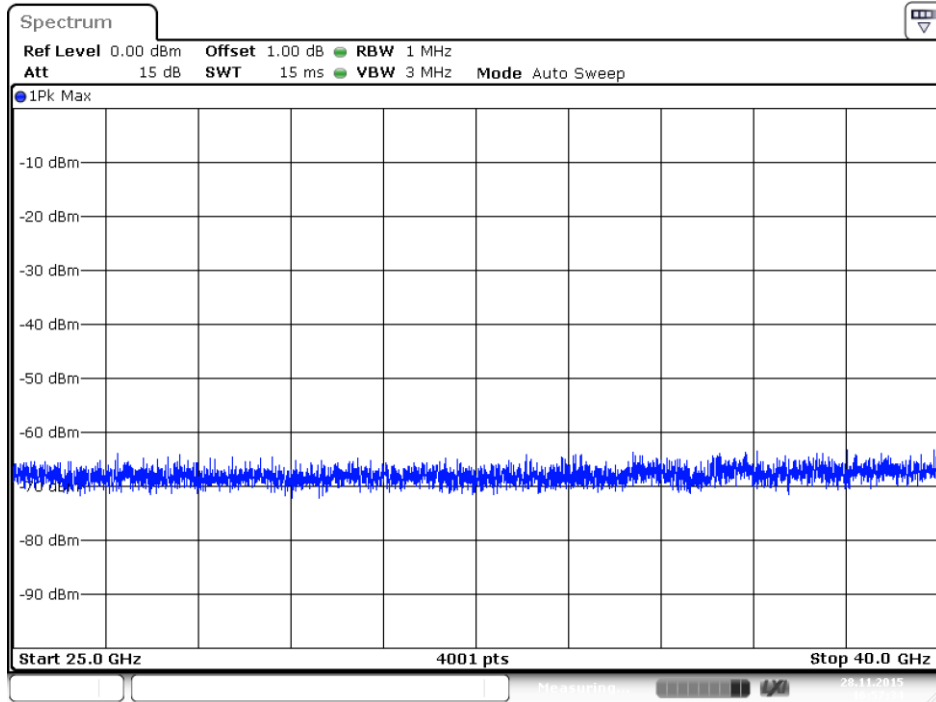
Test Plots



Date: 26.NOV.2015 15:25:19

Test Frequency: 20 GHz ~ 40 GHz

Note: Only the worst data was reported.



Date: 28.NOV.2015 16:57:34

Cabinet Radiated spurious emission test

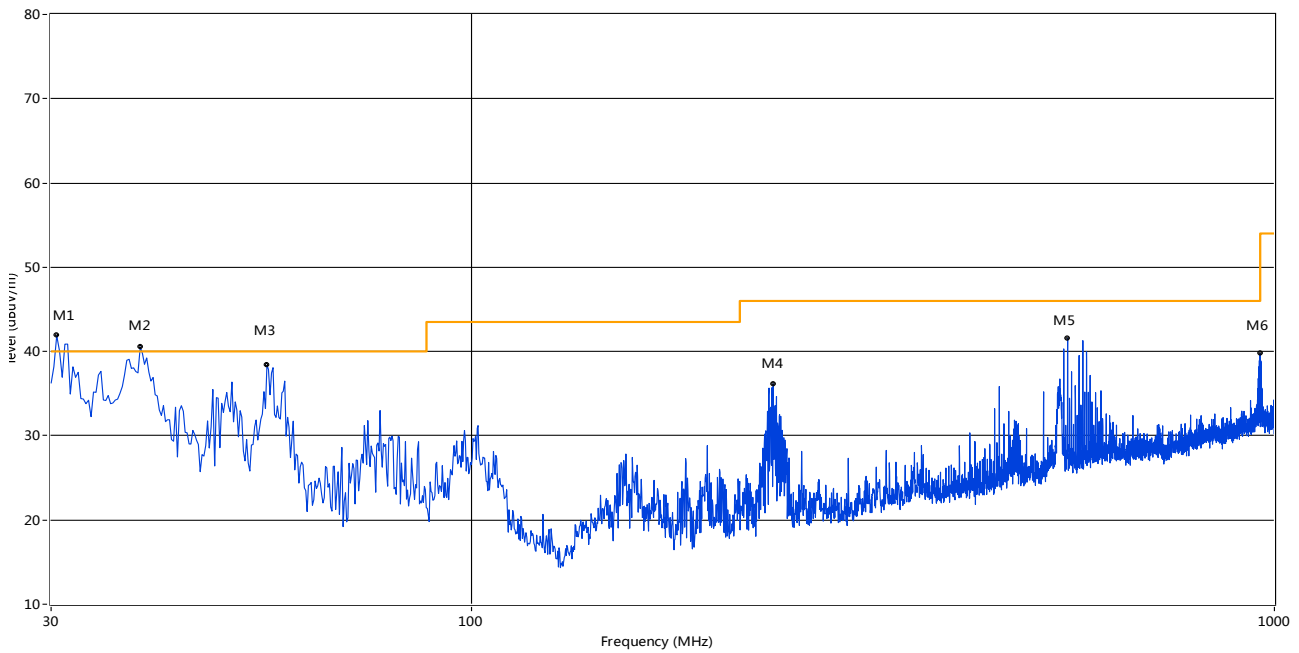
Note 1: The symbol of "--" in the table which means not application.

Note 2: For the test data above 1 GHz, According the ANSI C63.4, where limits are specified for both average and peak (or quasi-peak) detector functions, if the peak (or quasi-peak) measured value complies with the average limit, it is unnecessary to perform an average measurement.

Note 3: The low frequency, which started from 9 kHz to 30 MHz, was pre-scanned and the result which was 20 dB lower than the limit line per 15.31(o) was not reported.

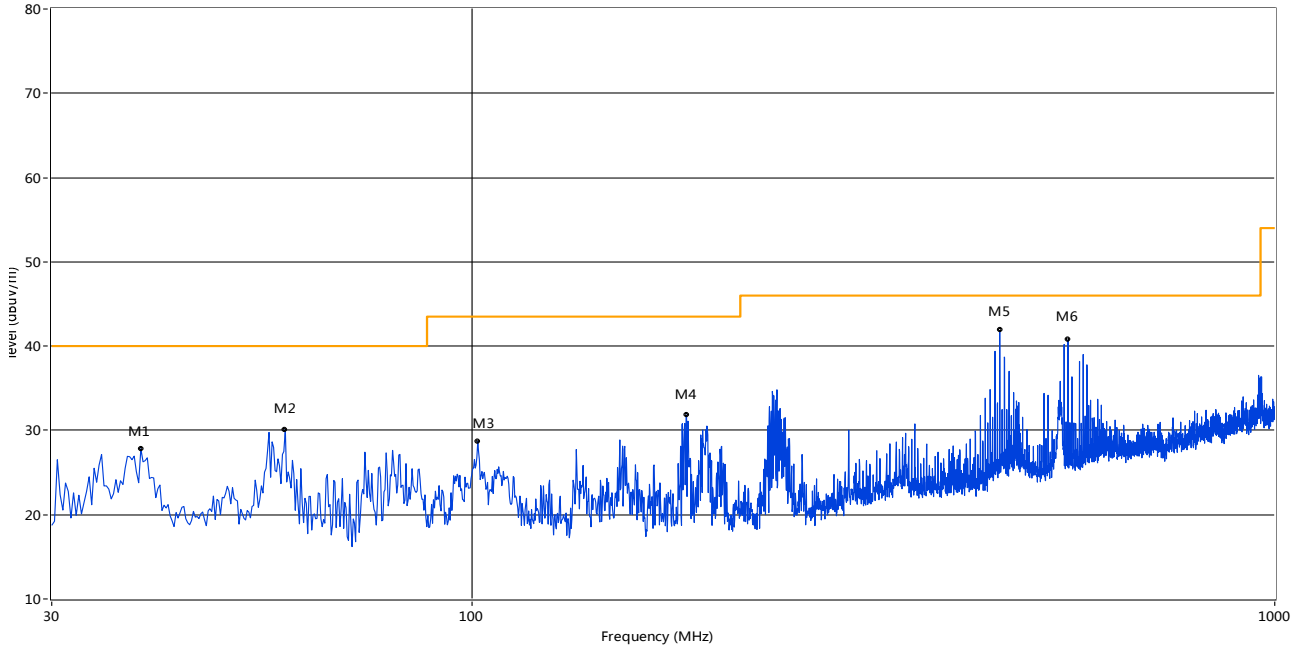
Not 4: All channel was test but only the worst data was reported in this reprot.

30 MHz to 1 GHz, ANT V



No.	Frequency (MHz)	Results (dBuV/m)	Factor (dB)	Limit (dBuV/m)	Margin (dB)	Detector	Table (o)	Height (cm)	ANT	Verdict
1	30.48	41.87	-21.72	40.0	-1.87	Peak	292.00	100	Vertical	N/A
1*	30.48	37.16	-21.72	40.0	2.84	QP	292.00	100	Vertical	Pass
2	38.73	40.54	-20.05	40.0	-0.54	Peak	7.00	100	Vertical	N/A
2*	38.73	37.57	-20.05	40.0	2.43	QP	7.00	100	Vertical	Pass
3	55.70	38.38	-19.19	40.0	1.62	Peak	190.00	100	Vertical	Pass
4	237.77	36.16	-19.23	46.0	9.84	Peak	228.00	100	Vertical	Pass
5	552.94	41.59	-11.98	46.0	4.41	Peak	235.00	100	Vertical	Pass
6	960.00	39.76	-5.08	46.0	6.24	Peak	79.00	100	Vertical	Pass

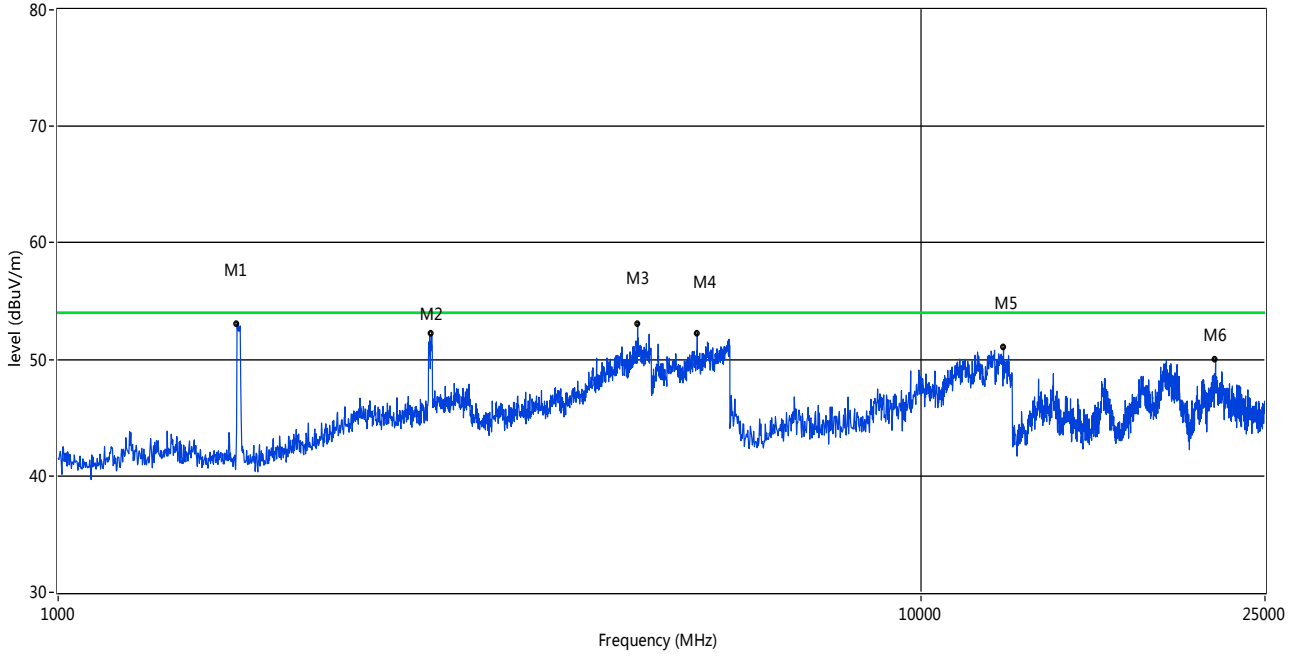
30 MHz to 1 GHz, ANT H



No.	Frequency (MHz)	Results (dBuV/m)	Factor (dB)	Limit (dBuV/m)	Margin (dB)	Detector	Table (o)	Height (cm)	ANT	Verdict
1	38.73	27.82	-20.05	40.0	12.18	Peak	356.50	100	Horizontal	Pass
2	58.61	30.11	-19.96	40.0	9.89	Peak	357.90	100	Horizontal	Pass
3	101.76	28.68	-20.13	43.5	14.82	Peak	44.80	100	Horizontal	Pass
4	185.16	31.83	-21.67	43.5	11.67	Peak	-0.00	100	Horizontal	Pass
5	454.51	41.86	-14.43	46.0	4.14	Peak	80.10	100	Horizontal	Pass
6	552.94	40.72	-11.98	46.0	5.28	Peak	50.00	100	Horizontal	Pass

1 GHz to 25 GHz, ANT V

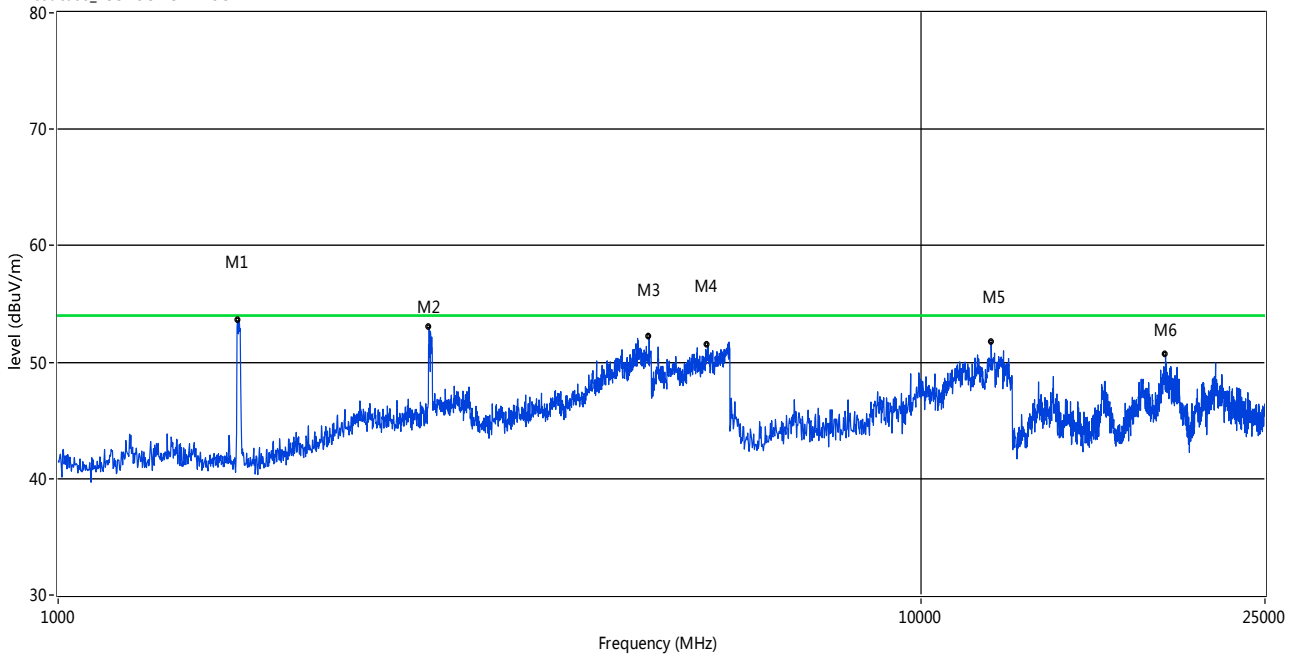
RE Test case_FCC 15C 1GHz-25GHz



No.	Frequency (MHz)	Results (dBuV/m)	Factor (dB)	Limit (dBuV/m)	Margin (dB)	Detector	Table (o)	Height (cm)	ANT	Verdict
1	1611.39	53.05	-4.38	74.0	20.95	Peak	290.00	100	Vertical	PASS
2	2708.29	52.16	1.60	74.0	21.84	Peak	261.00	100	Vertical	PASS
3	4690.31	53.04	13.22	74.0	20.96	Peak	61.00	100	Vertical	PASS
4	5499.50	52.23	15.21	74.0	21.77	Peak	135.00	100	Vertical	PASS
5	12446.75	50.98	20.44	74.0	23.02	Peak	231.00	100	Vertical	PASS
6	21915.14	49.92	12.55	74.0	24.08	Peak	263.00	100	Vertical	PASS

1 GHz to 25 GHz, ANT H

RE Test case_FCC 15C 1GHz-25GHz

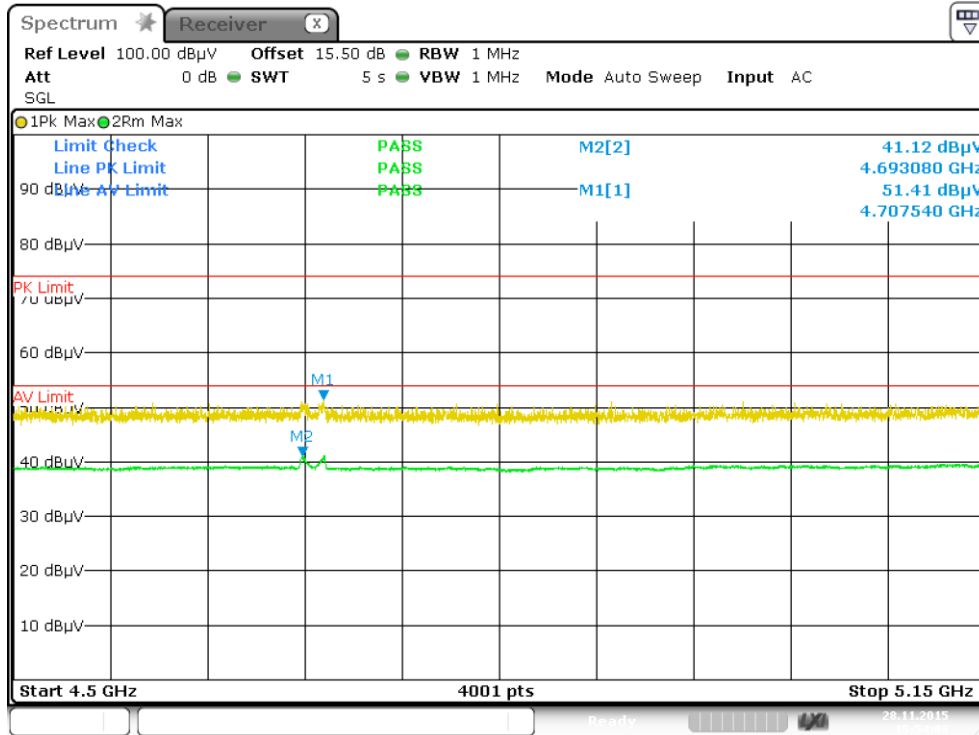


No.	Frequency (MHz)	Results (dBuV/m)	Factor (dB)	Limit (dBuV/m)	Margin (dB)	Detector	Table (o)	Height (cm)	ANT	Verdict
1	1613.39	53.53	-4.43	74.0	20.47	Peak	90.00	100	Horizontal	PASS
2	2690.31	53.00	1.35	74.0	21.00	Peak	307.00	100	Horizontal	PASS
3	4837.16	52.16	13.65	74.0	21.84	Peak	252.00	100	Horizontal	PASS
4	5652.35	51.48	15.65	74.0	22.52	Peak	318.00	100	Horizontal	PASS
5	12042.43	51.71	20.83	74.0	22.29	Peak	116.00	100	Horizontal	PASS
6	19179.70	50.61	14.04	74.0	23.39	Peak	303.00	100	Horizontal	PASS

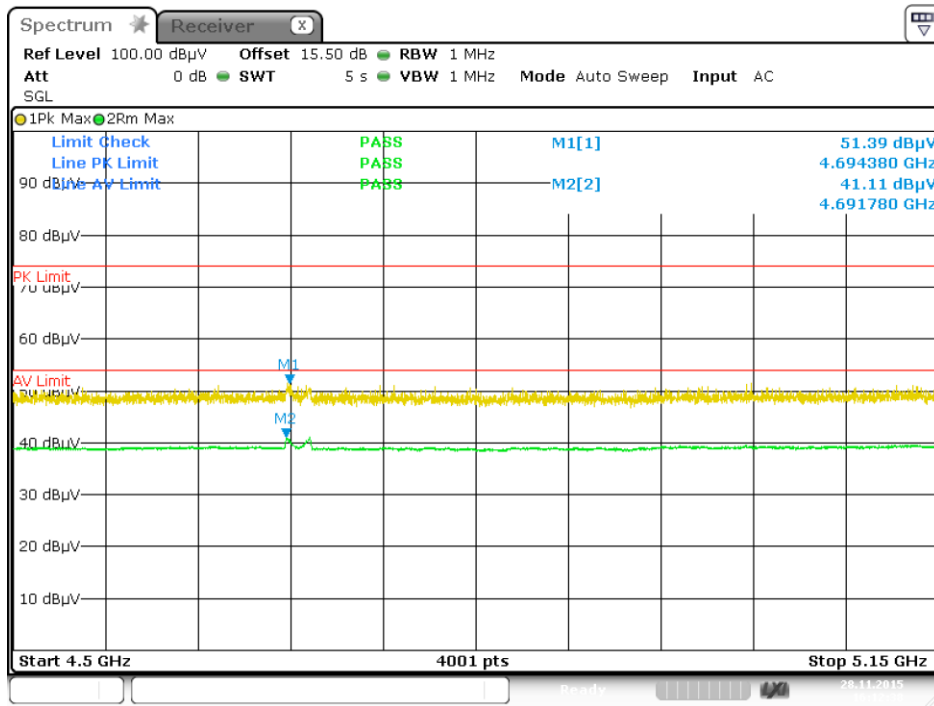
Band Edge

Test Data and Plots

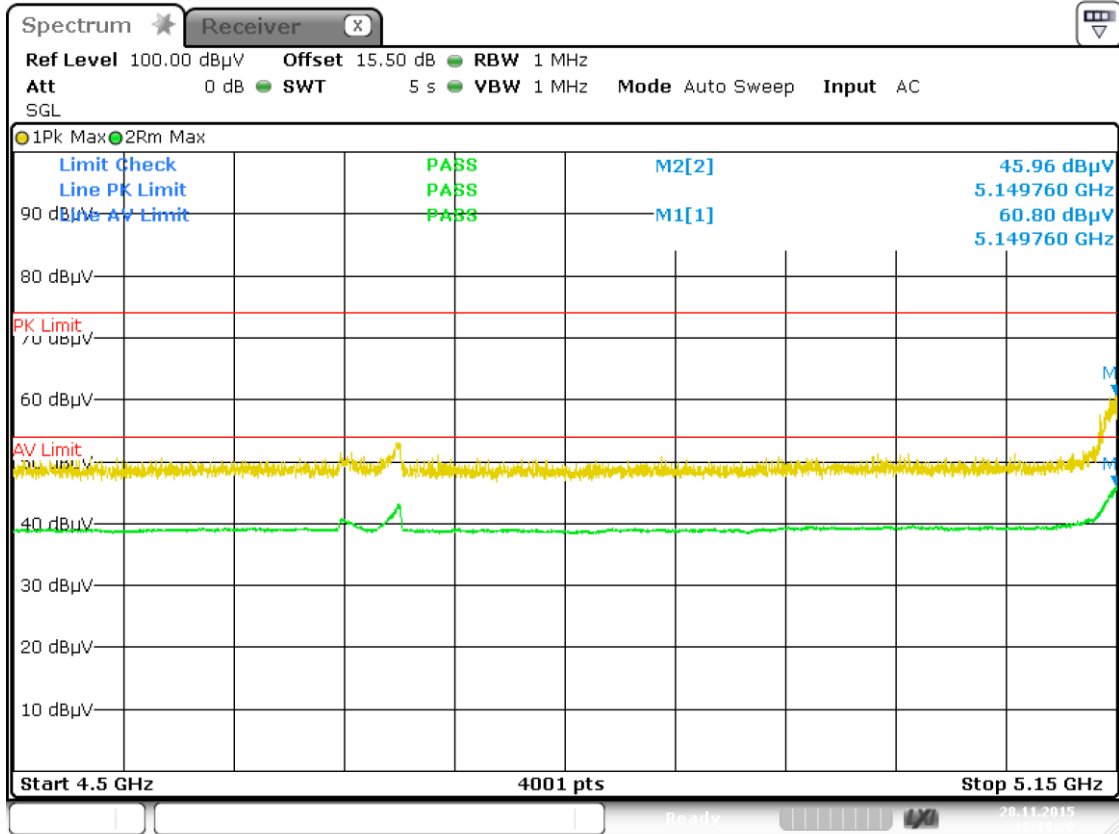
Band I 11a CH36



Band I 11n(HT20) CH36

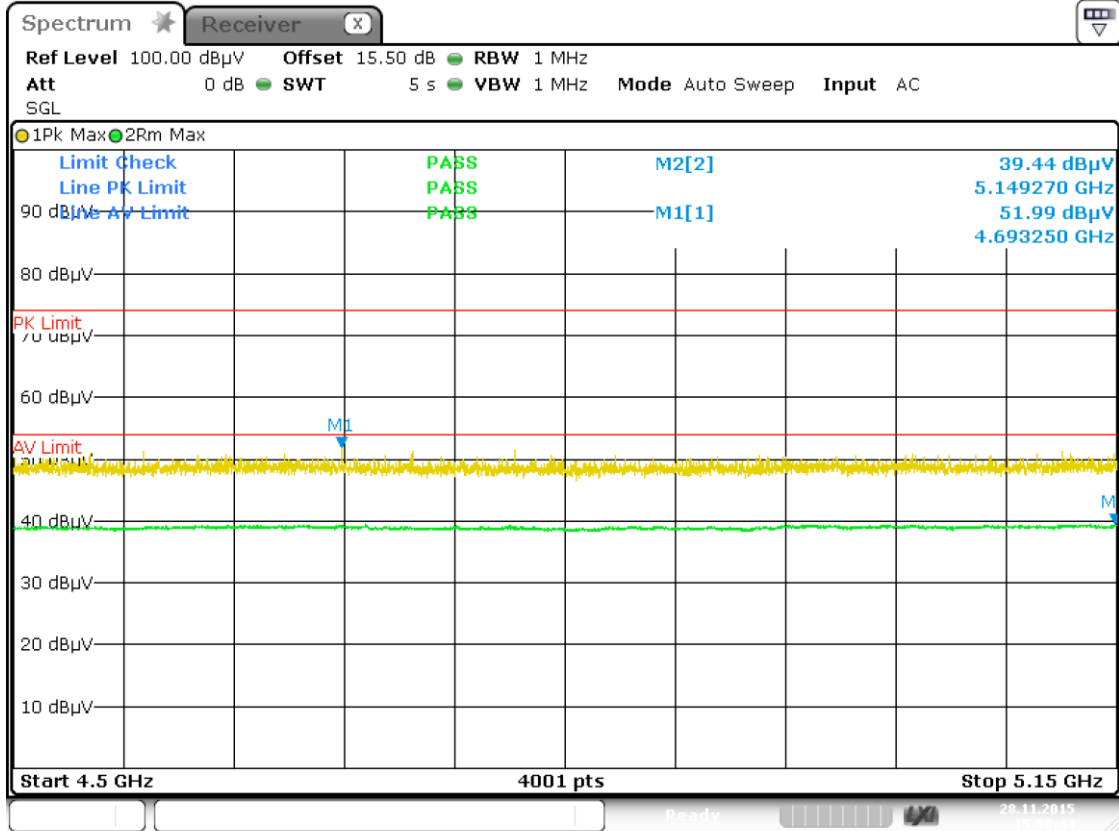


Band I 11n(HT40) CH38



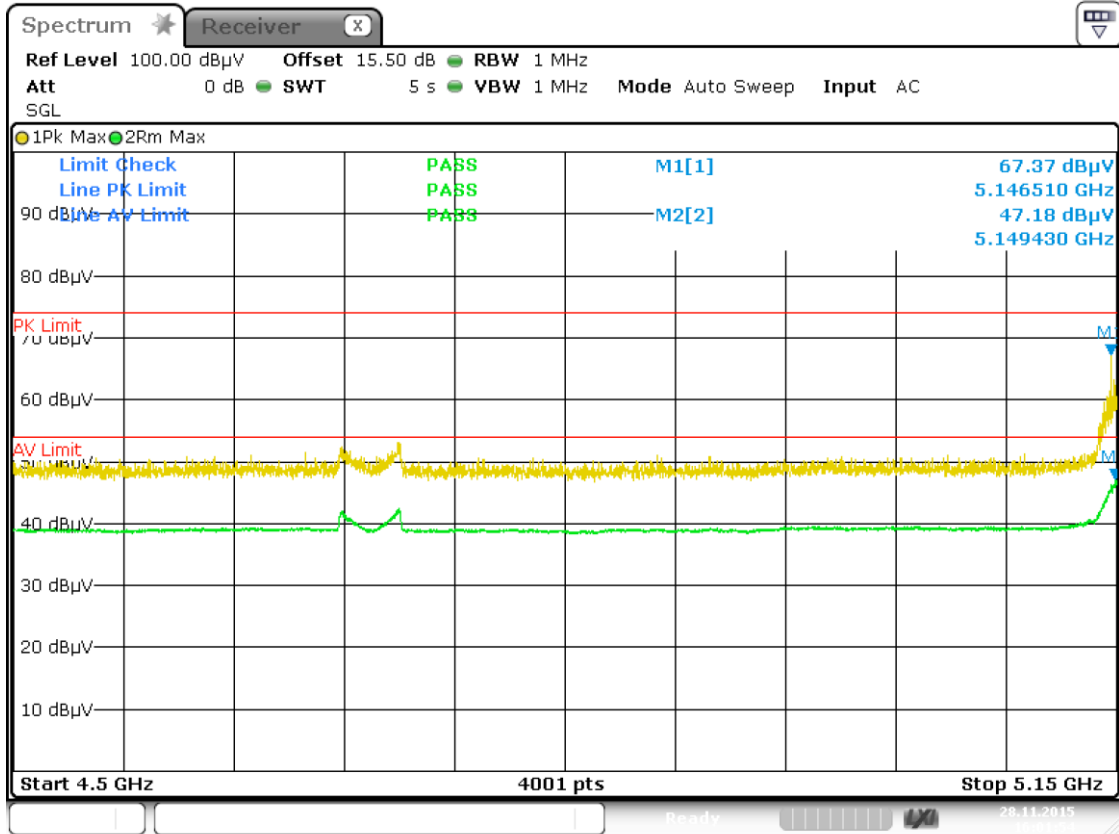
Date: 28.NOV.2015 16:15:21

Band I 11ac(HT20) CH36



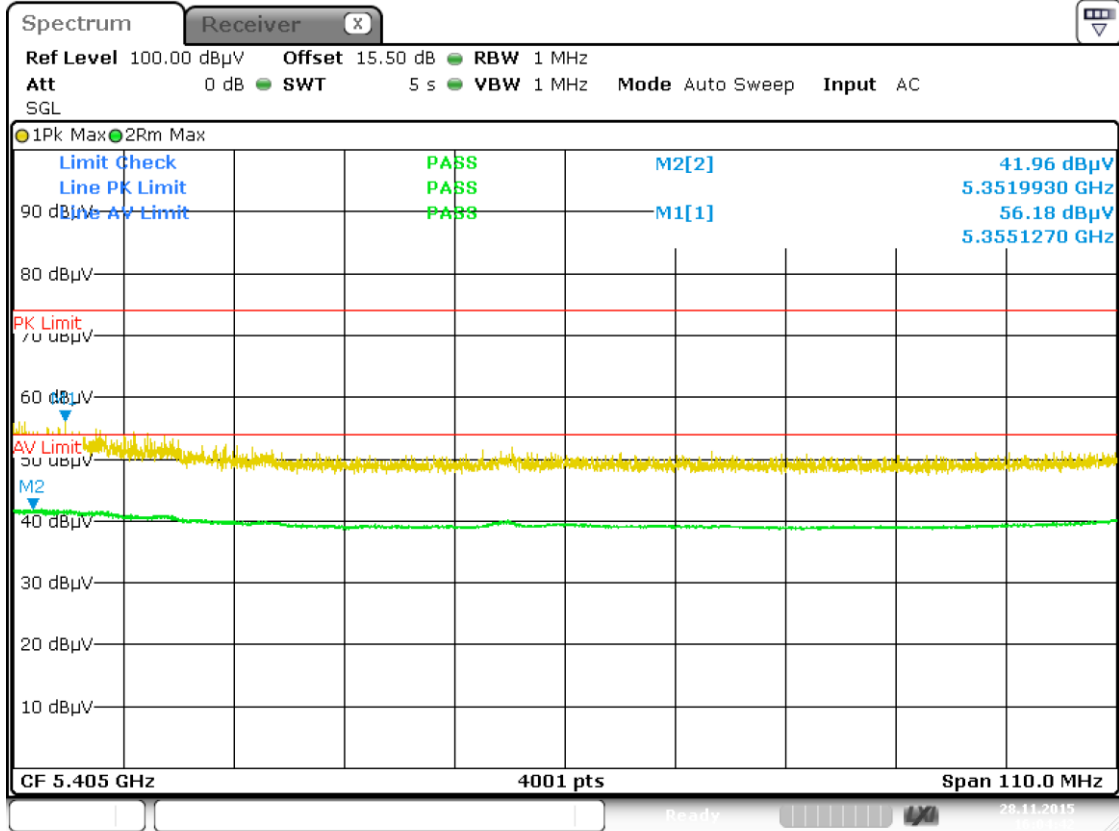
Date: 28.NOV.2015 15:58:44

Band I 11ac(HT40) CH38



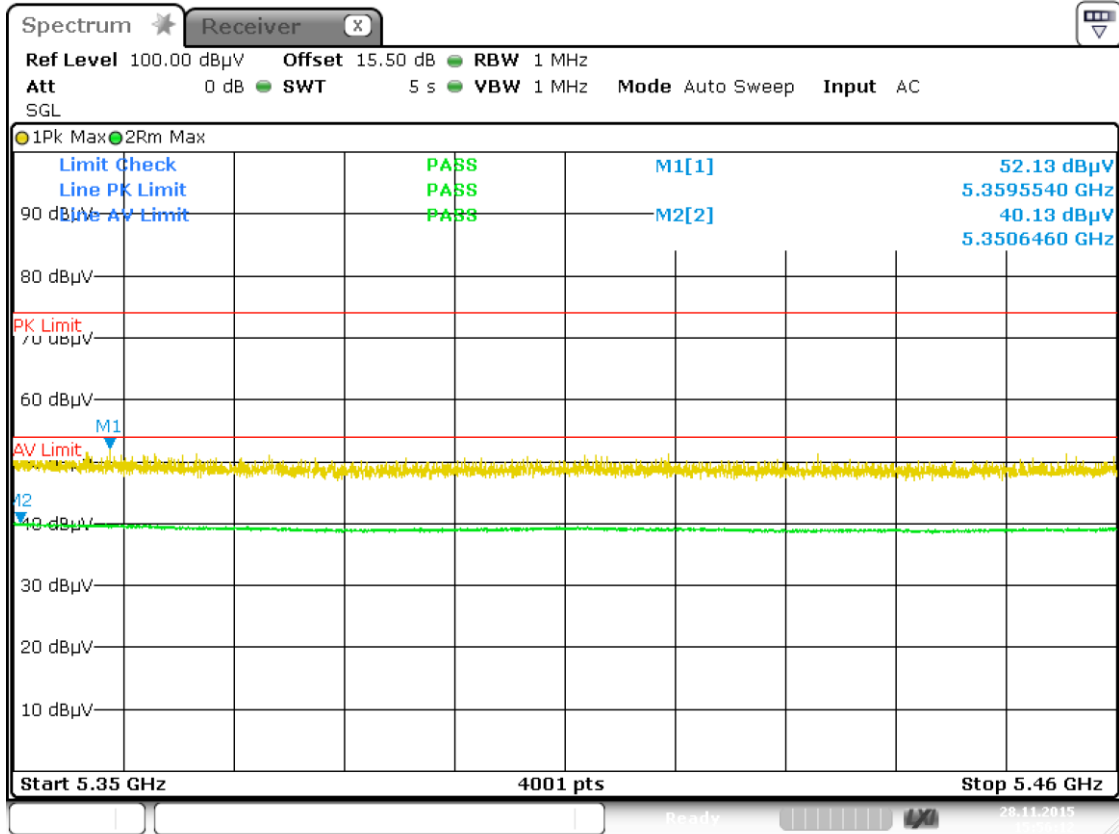
Date: 28.NOV.2015 16:01:54

Band I 11ac(HT80) CH58

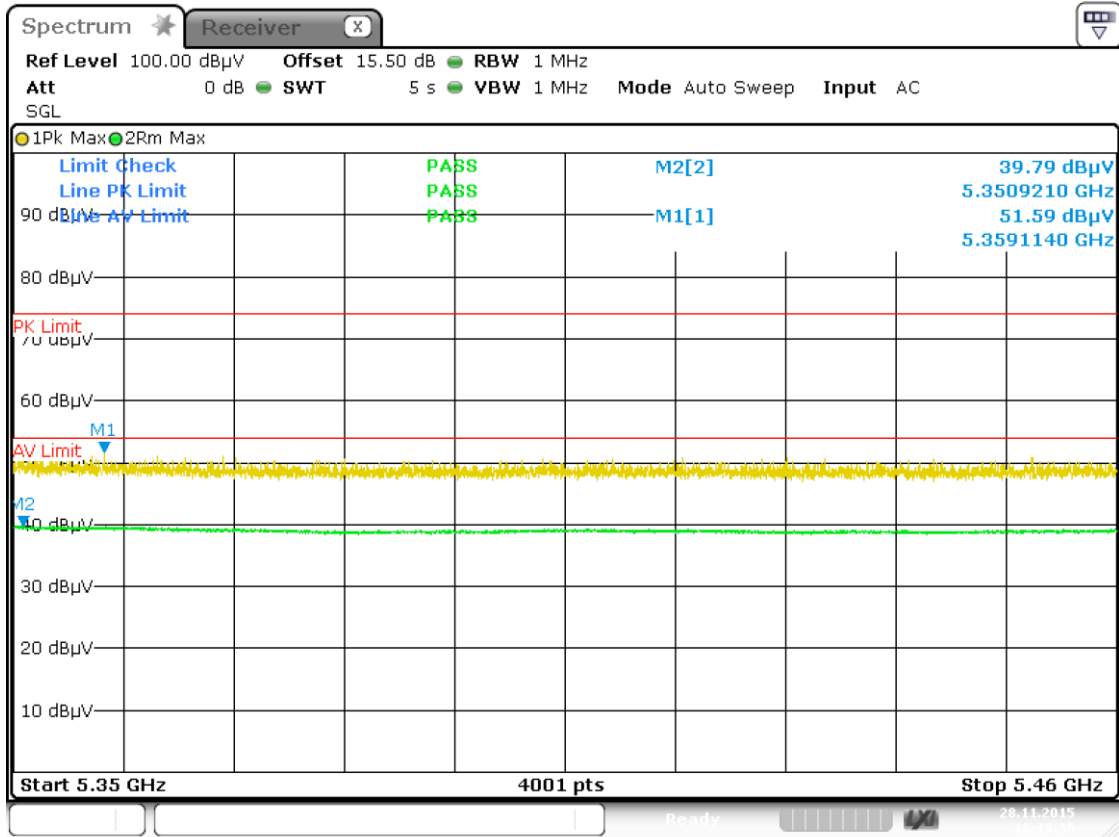


Date: 28.NOV.2015 16:04:42

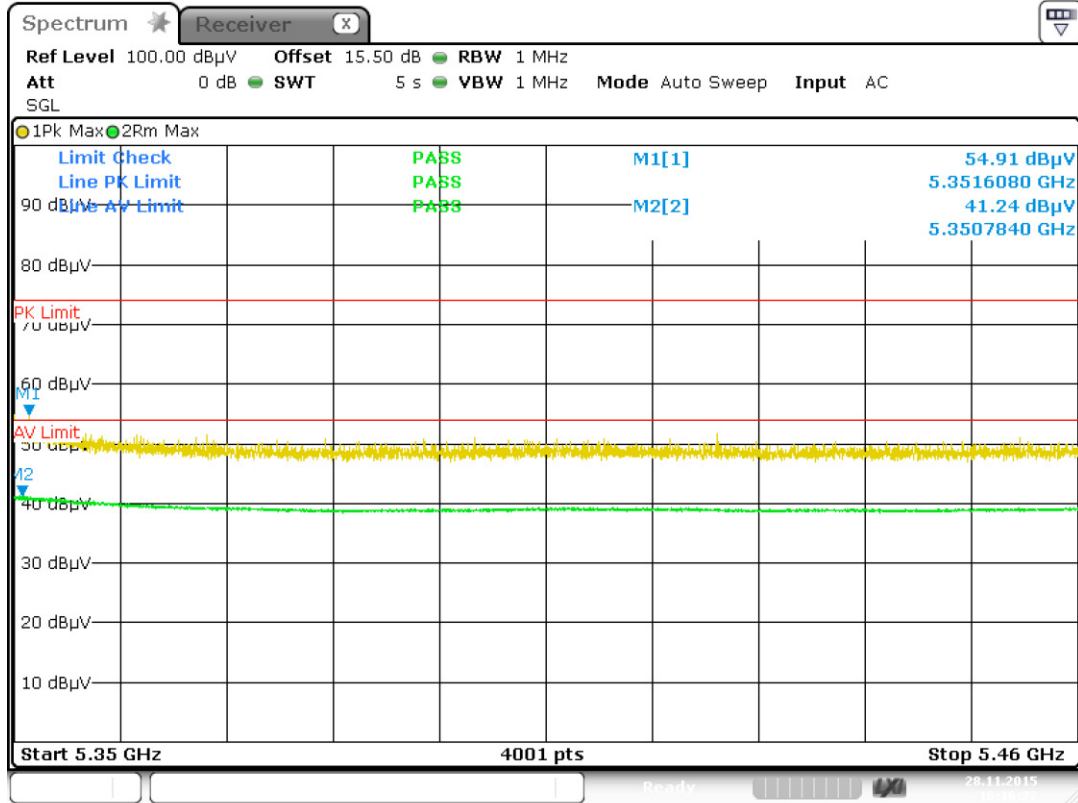
Band II 11a CH64



Band II 11n(HT20) CH64

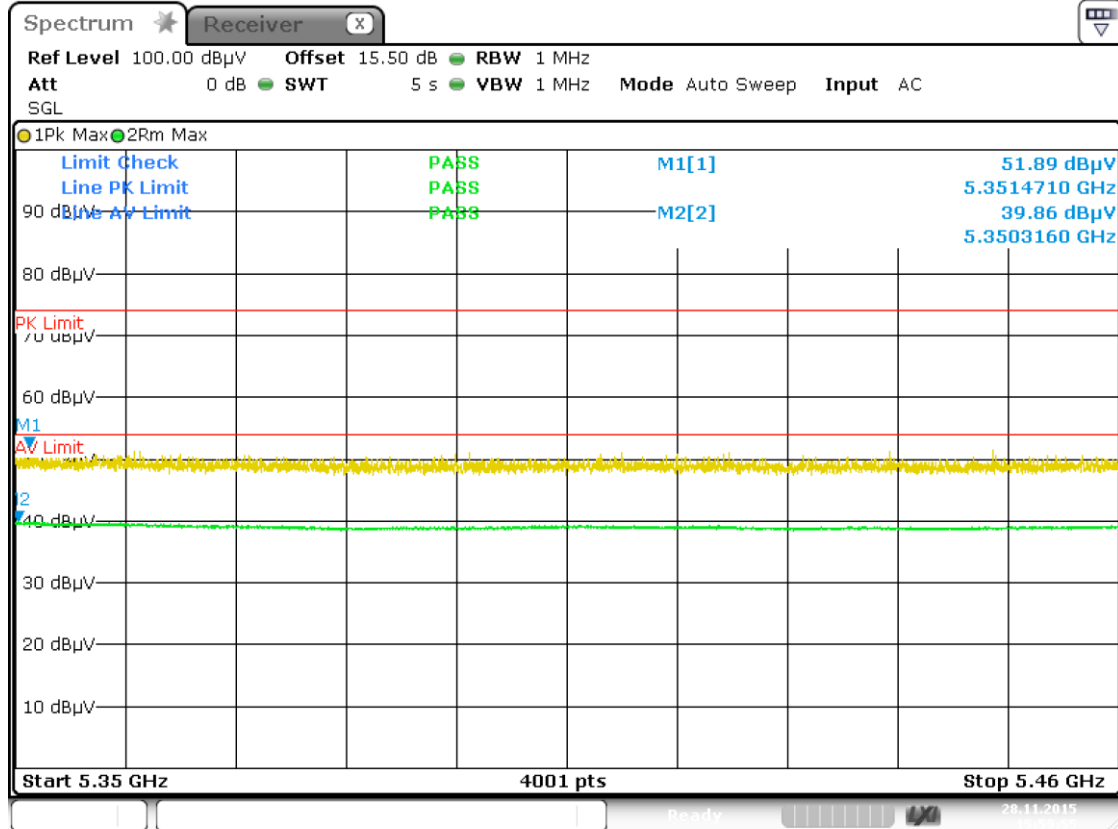


Band II 11n(HT40) CH62



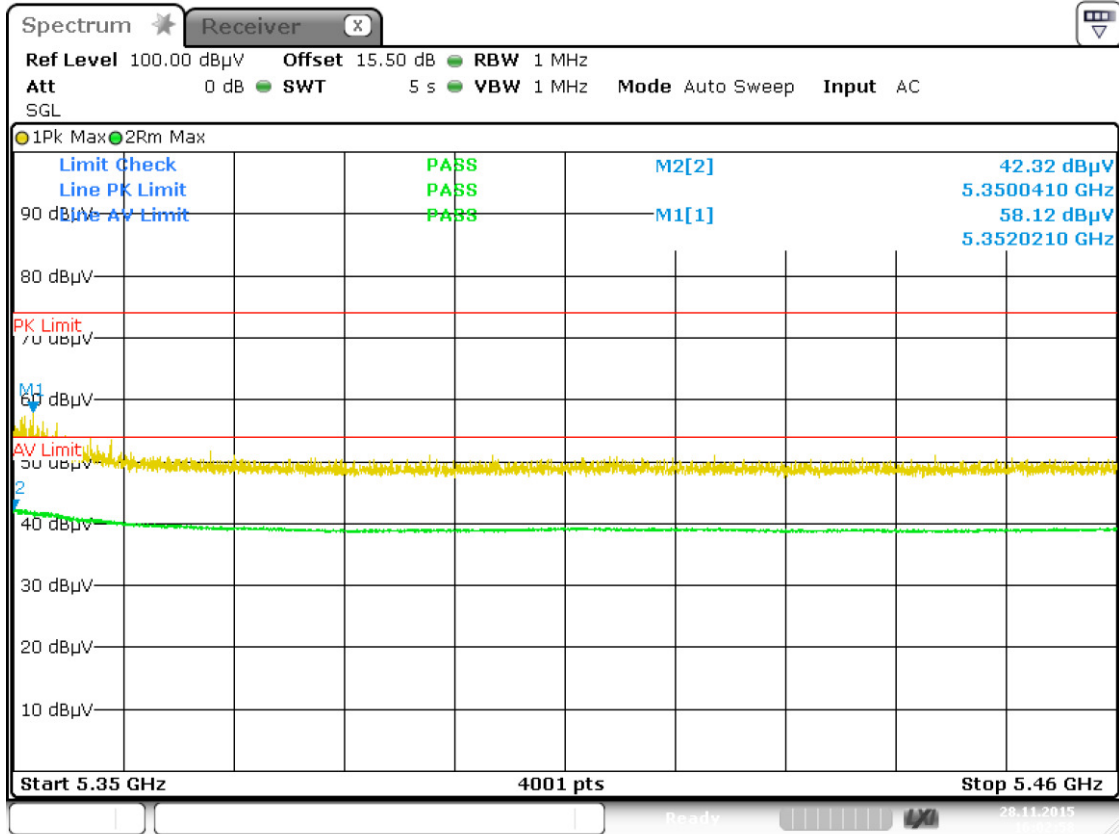
Date: 28.NOV.2015 16:16:23

Band II 11ac(HT20) CH64



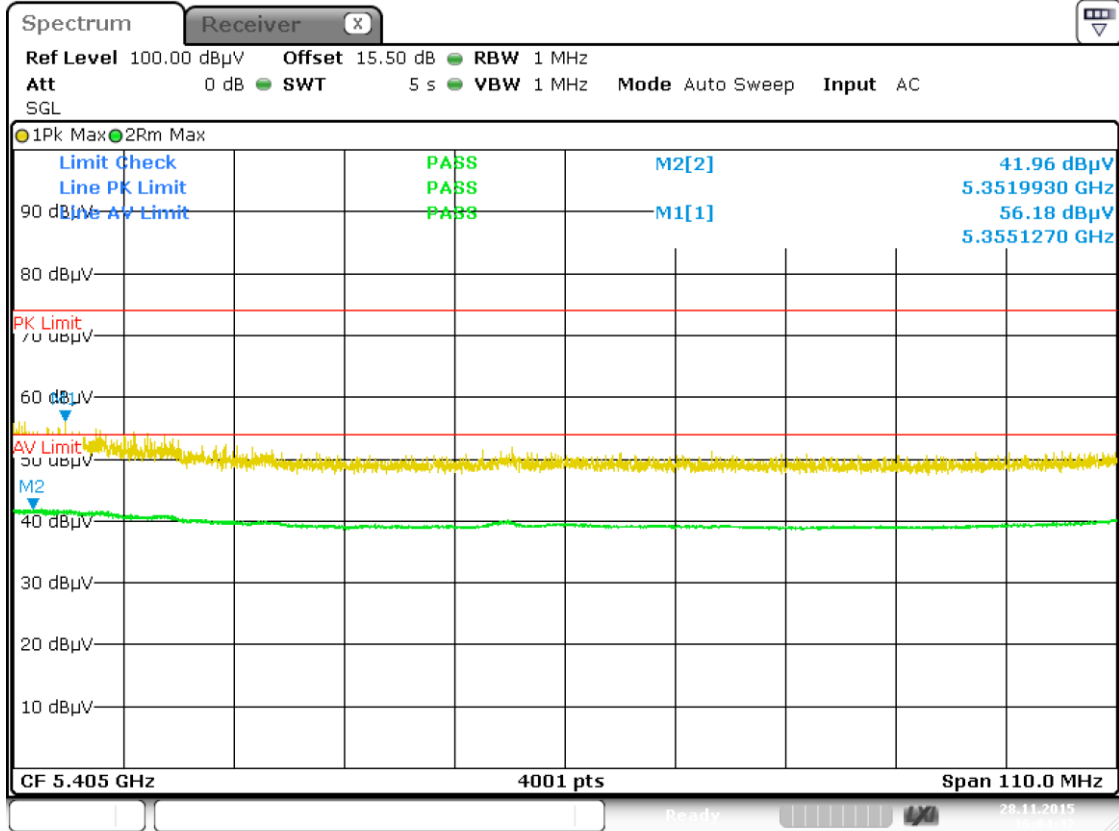
Date: 28.NOV.2015 15:59:56

Band II 11ac(HT40) CH62



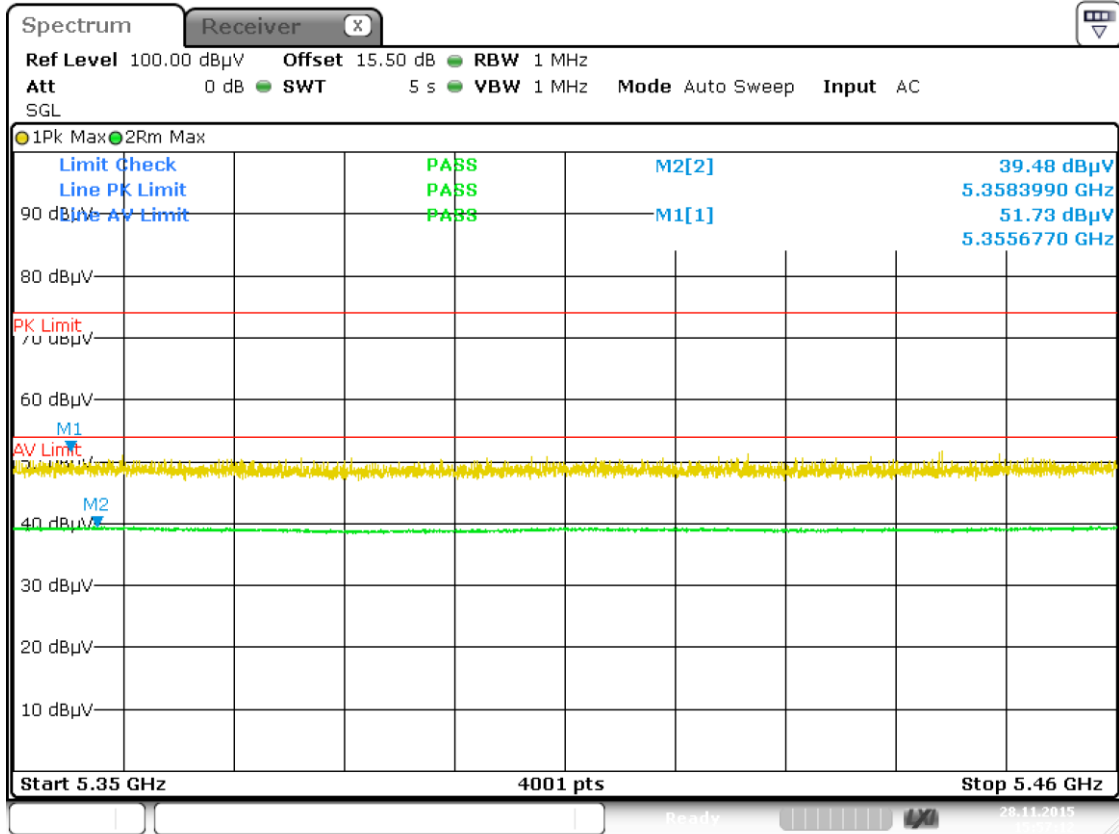
Date: 28.NOV.2015 16:02:59

Band II 11ac(HT80) CH58



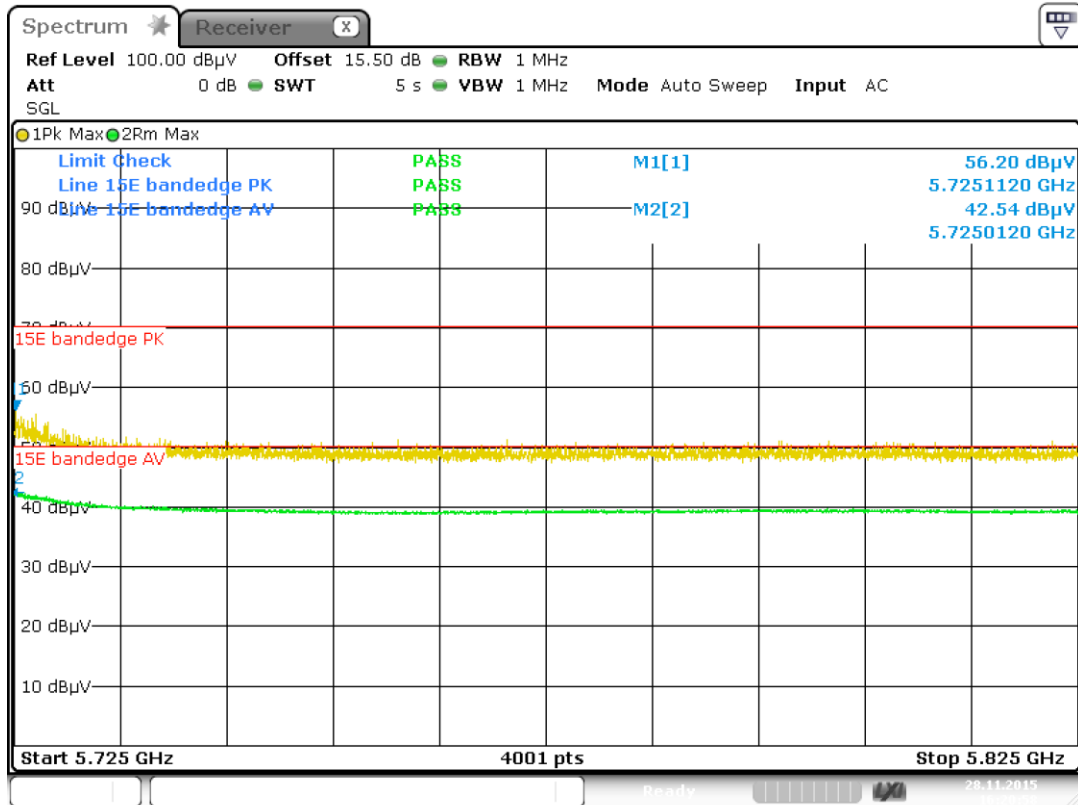
Date: 28.NOV.2015 16:04:42

Band III 11a CH100



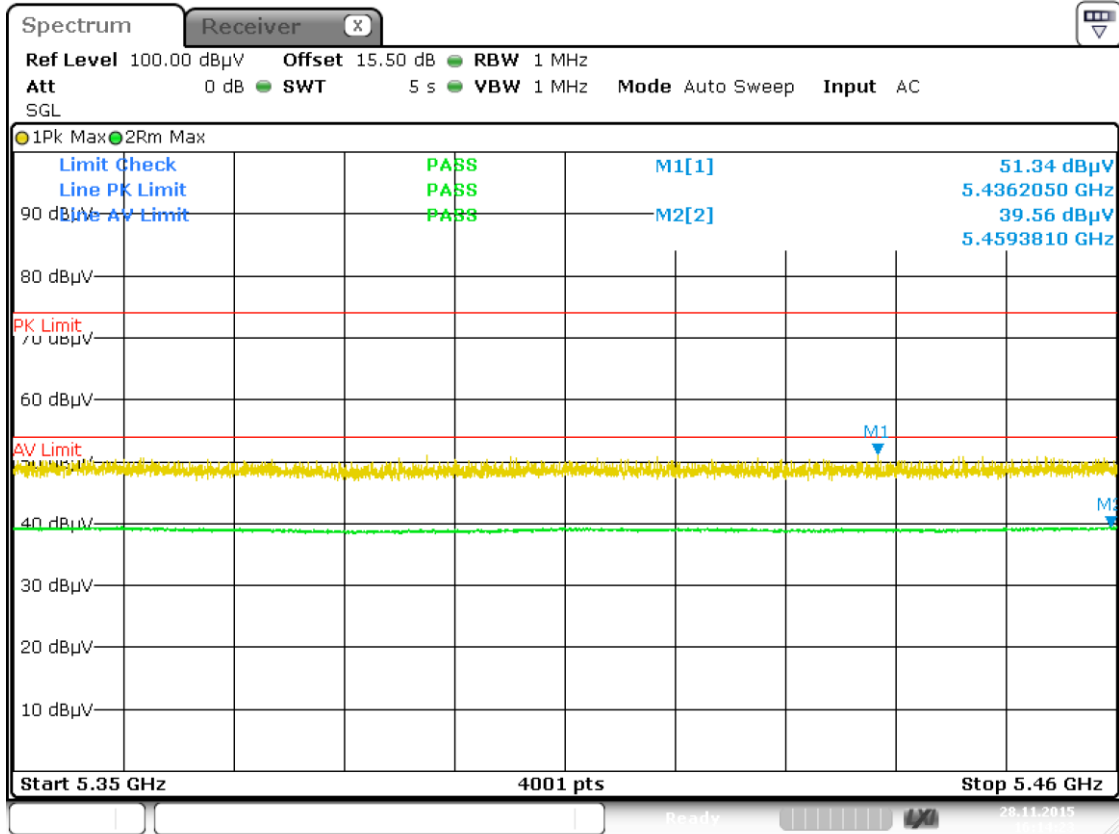
Date: 28.NOV.2015 15:57:12

Band III 11a CH140



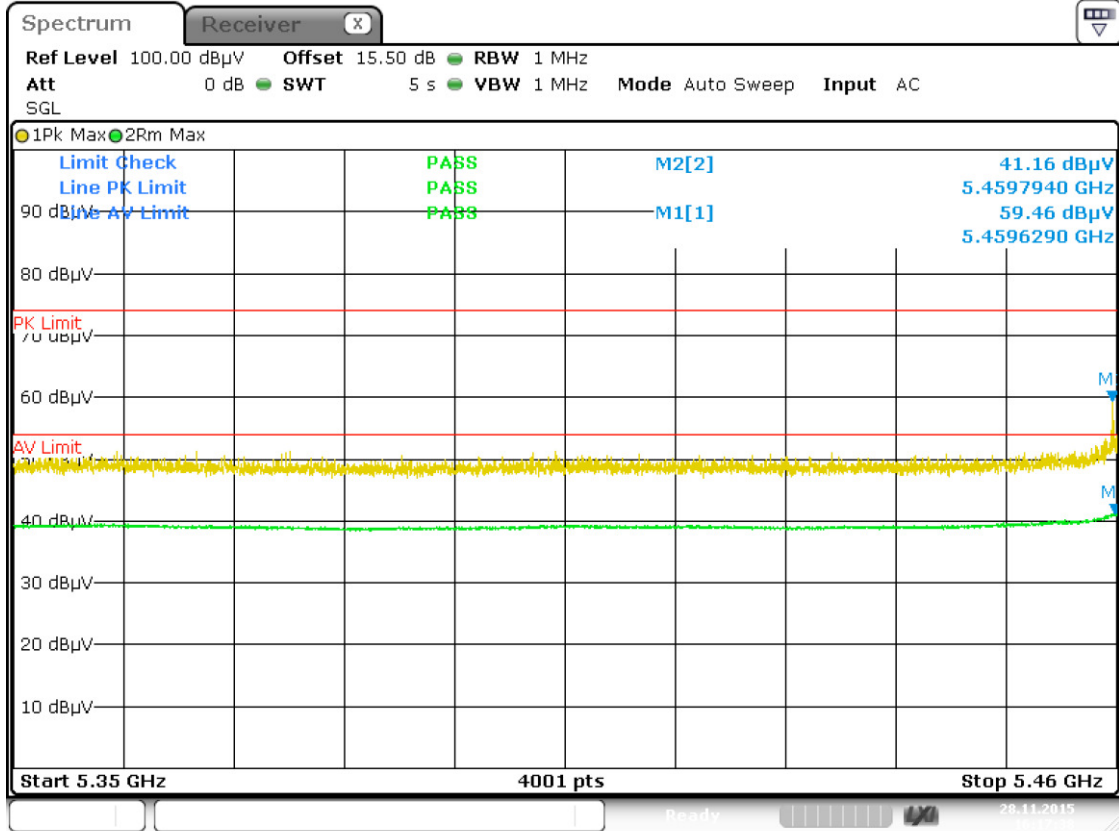
Date: 28.NOV.2015 16:20:59

Band III 11n(HT20) CH100



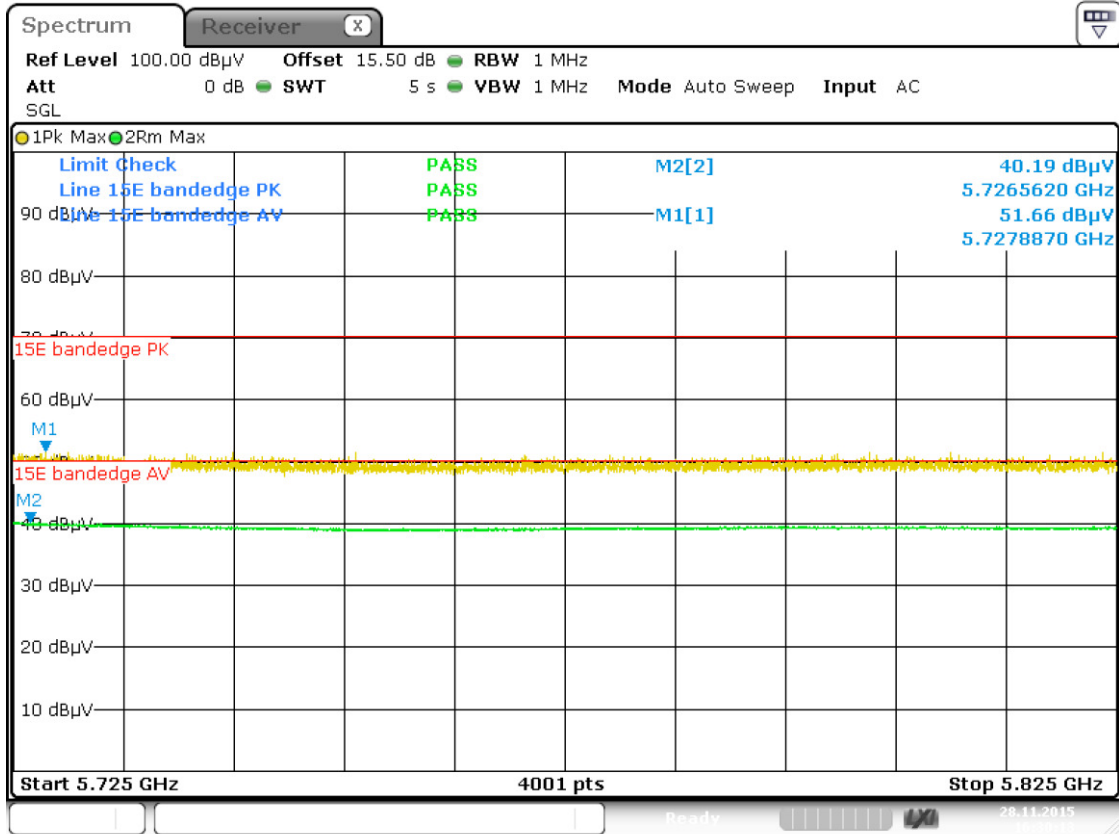
Date: 28.NOV.2015 16:14:23

Band III 11n(HT40) CH102

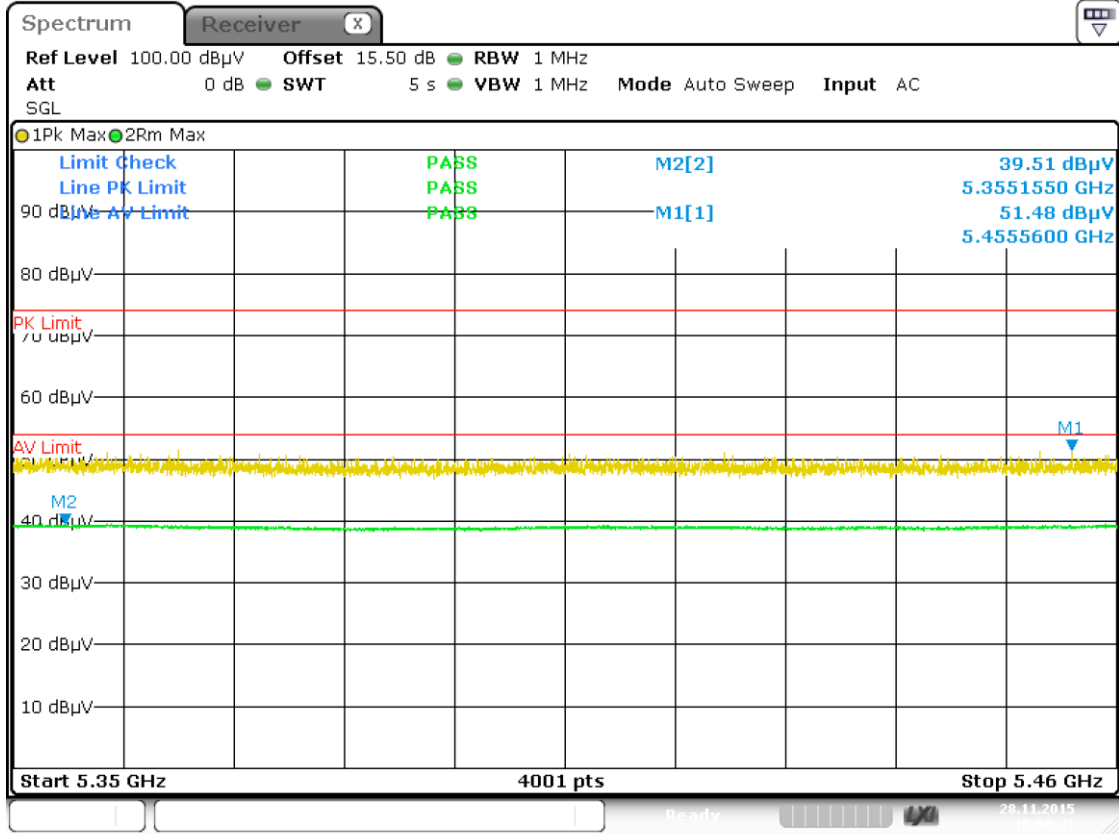


Date: 28.NOV.2015 16:17:38

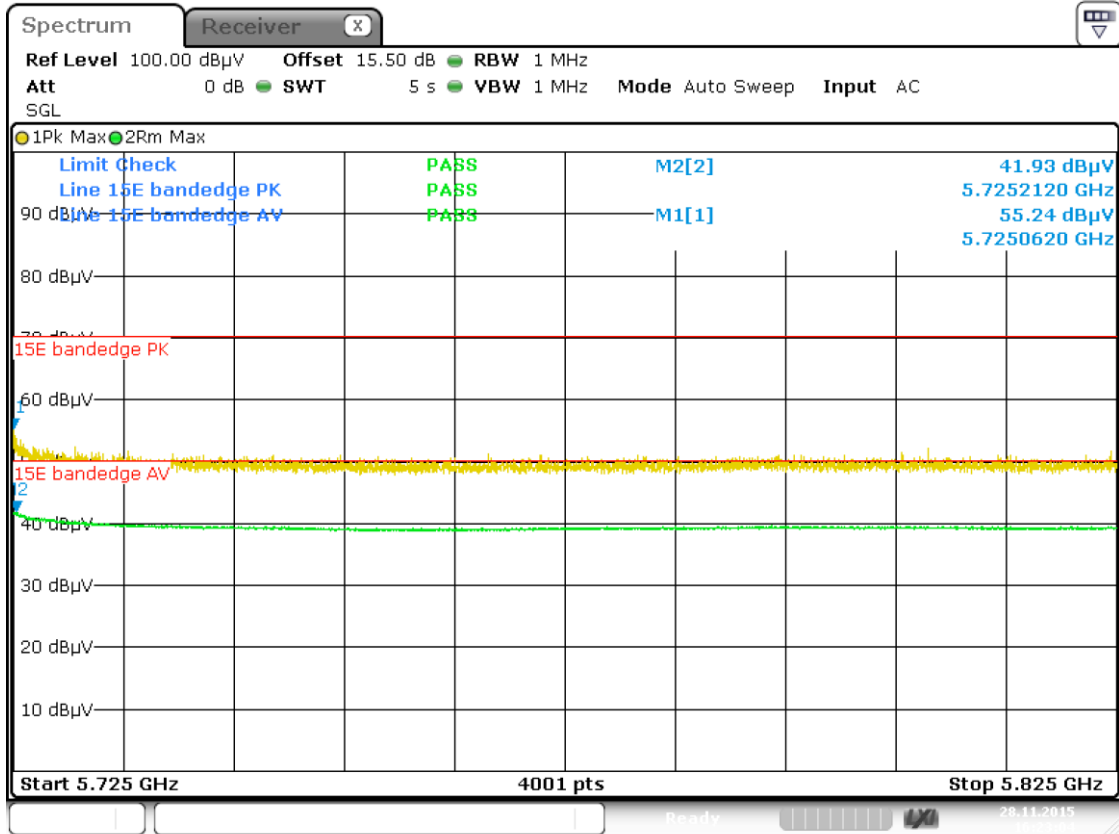
Band III 11n(HT40) CH134



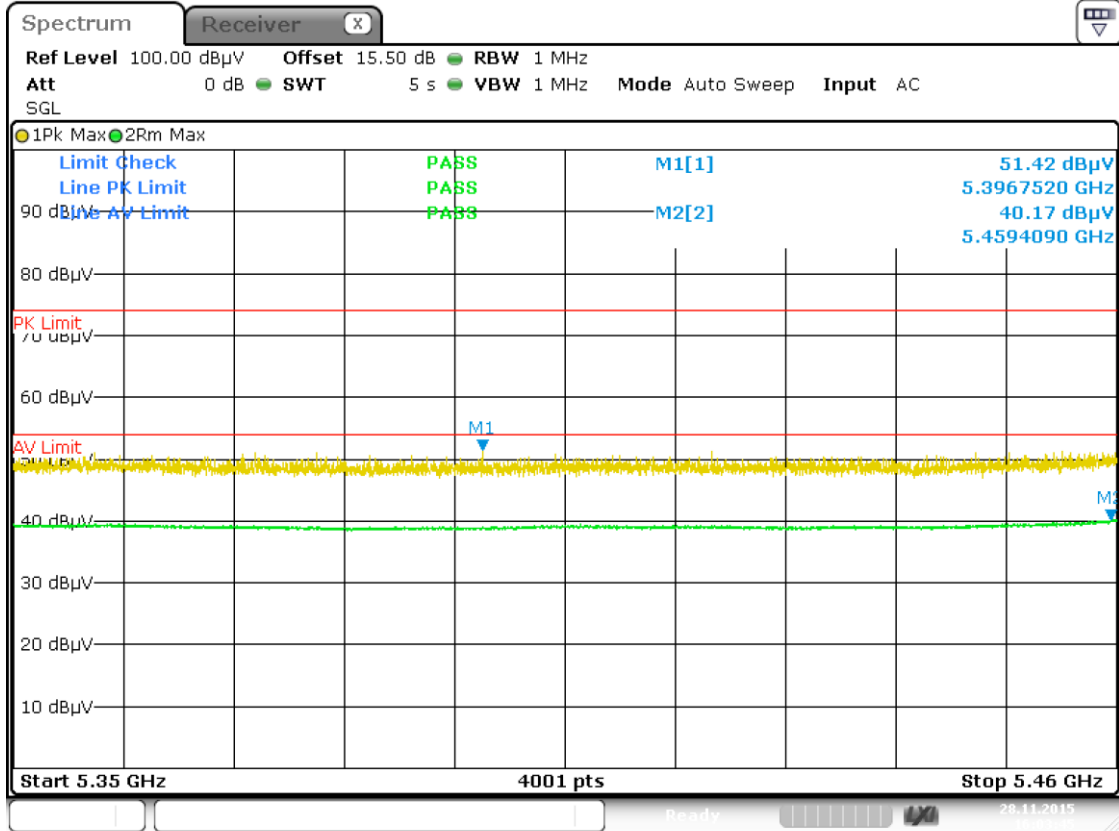
Band III 11ac(HT20) CH100



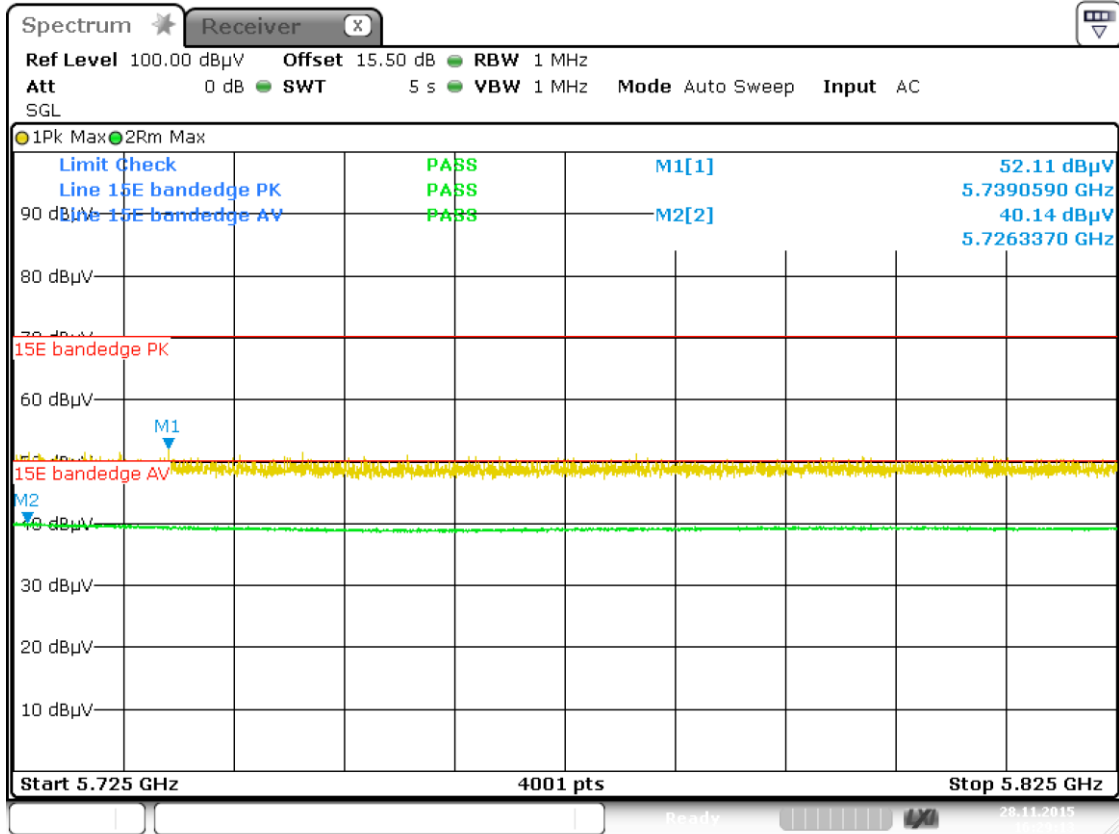
Band III 11ac(HT20) CH140



Band III 11ac(HT40) CH102

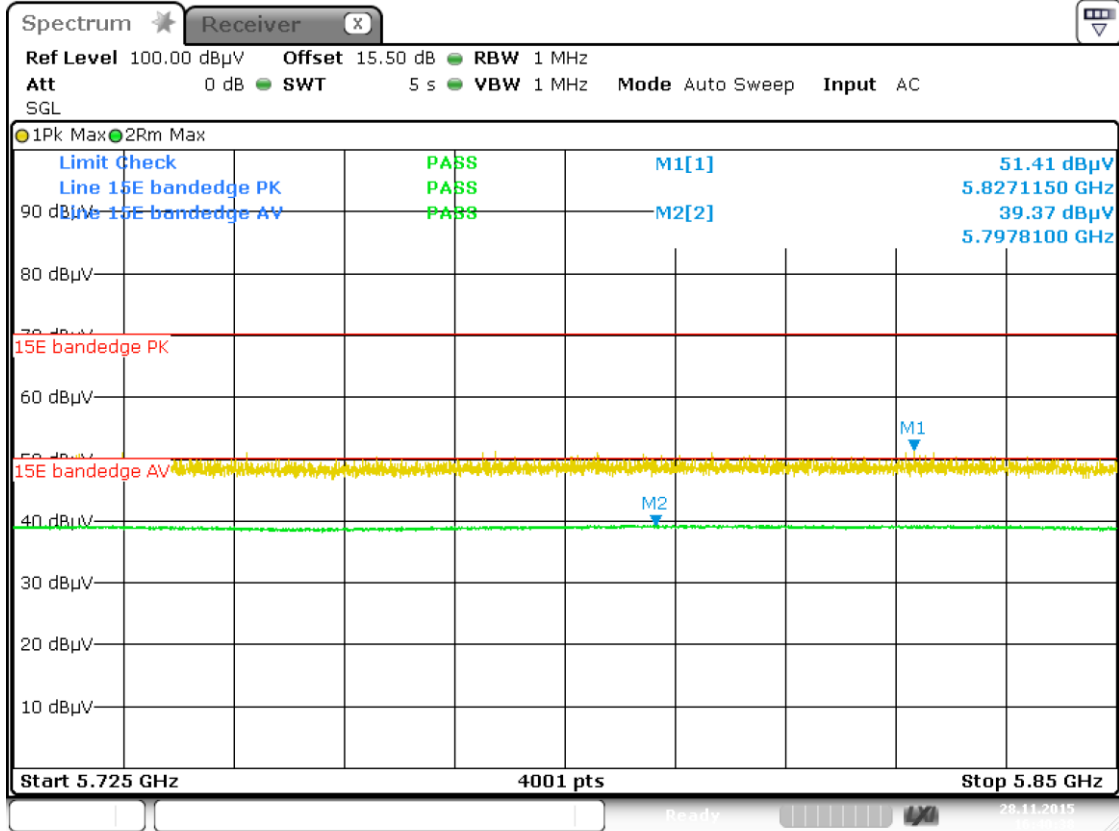


Band III 11ac(HT40) CH134



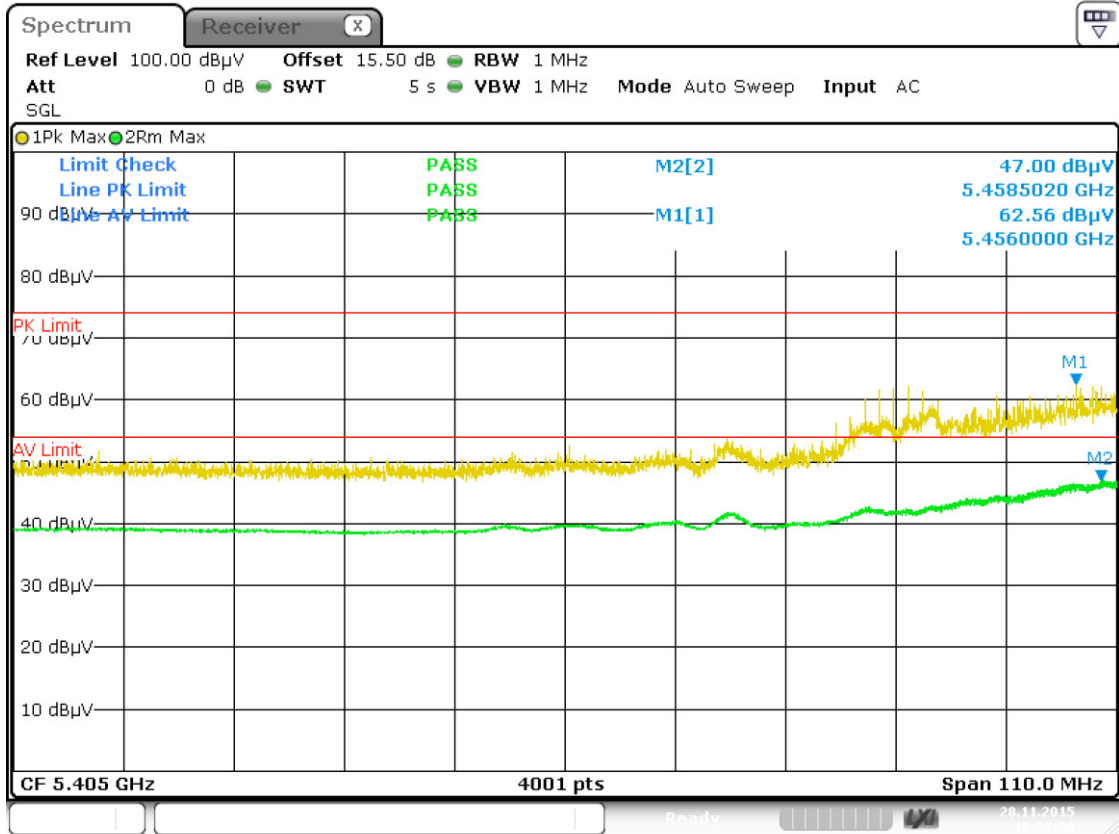
Date: 28.NOV.2015 16:29:13

Left Band III 11ac(HT80) CH106



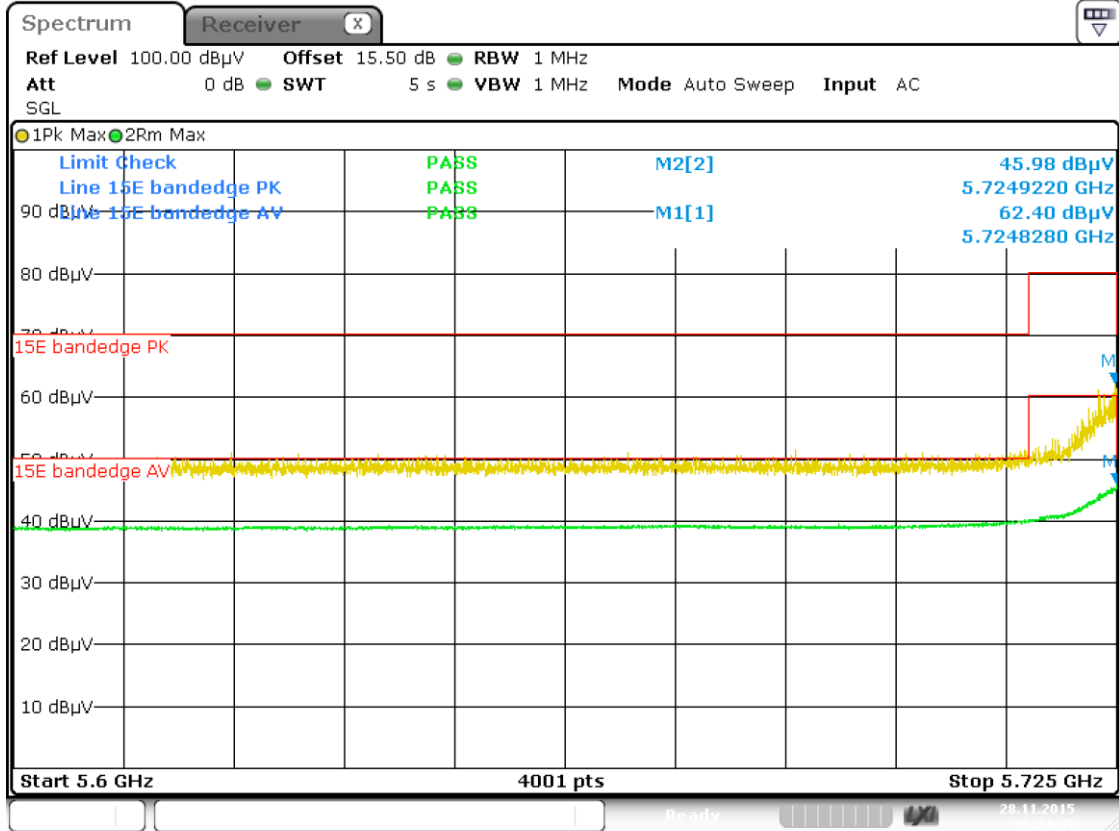
Date: 28.NOV.2015 16:40:38

Right Band III 11ac(HT80) CH106



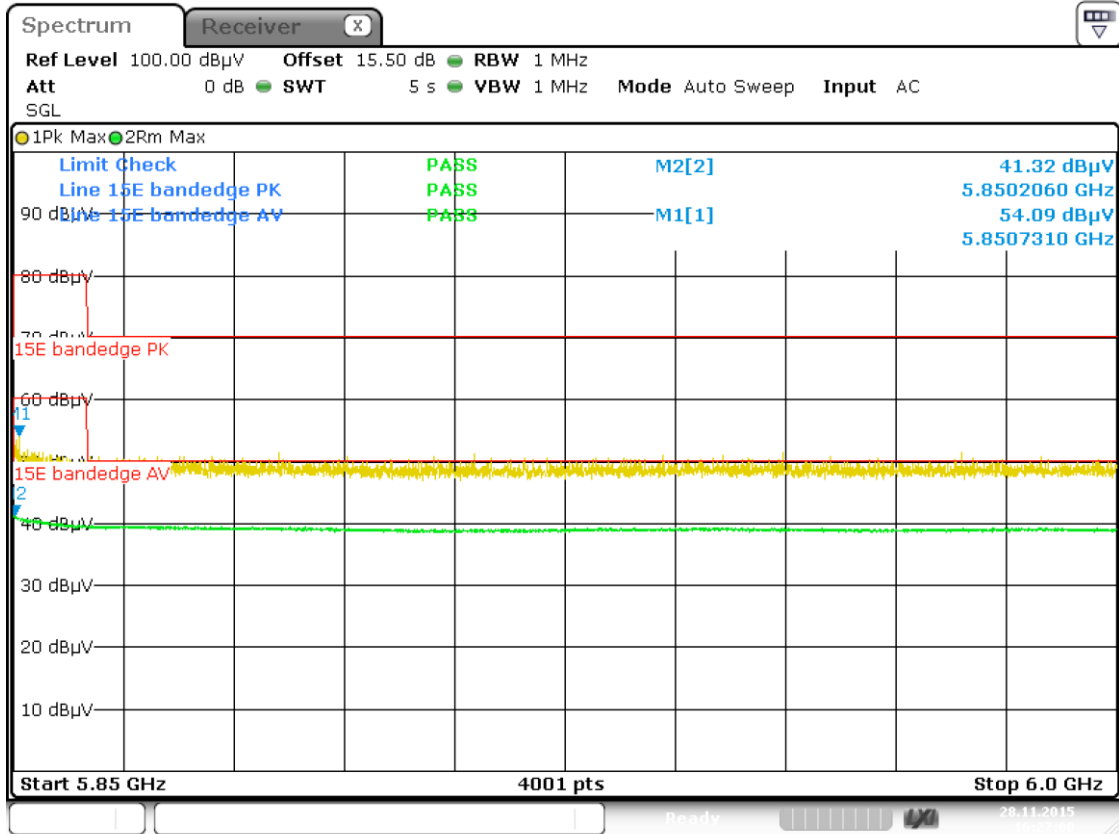
Date: 28.NOV.2015 16:07:06

Band IV 11a CH149

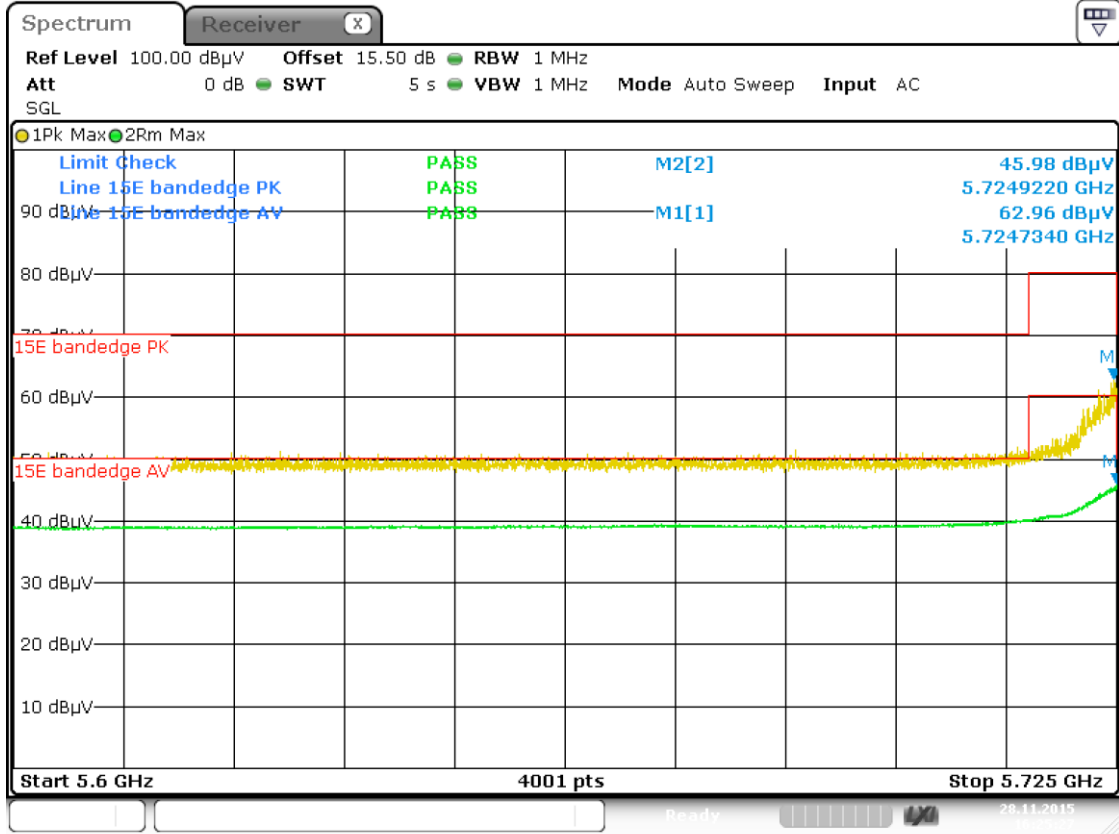


Date: 28.NOV.2015 16:24:49

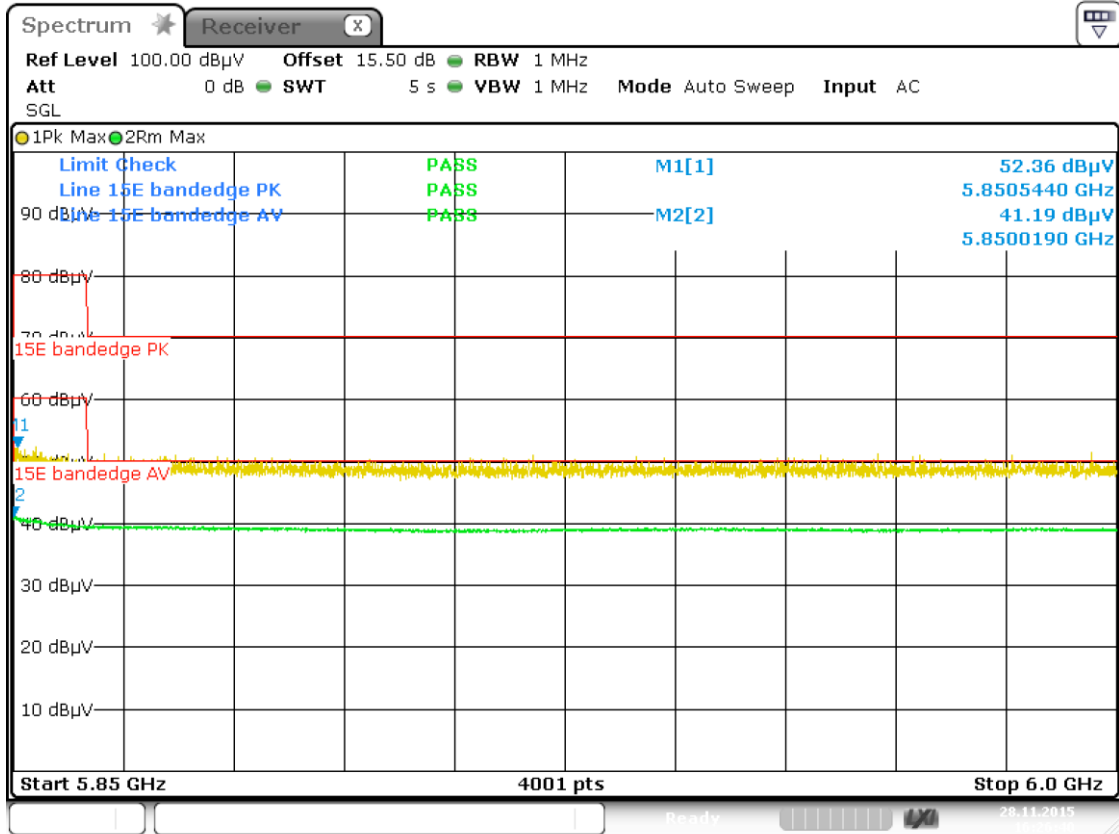
Band IV 11a CH165



Band IV 11n(HT20) CH149

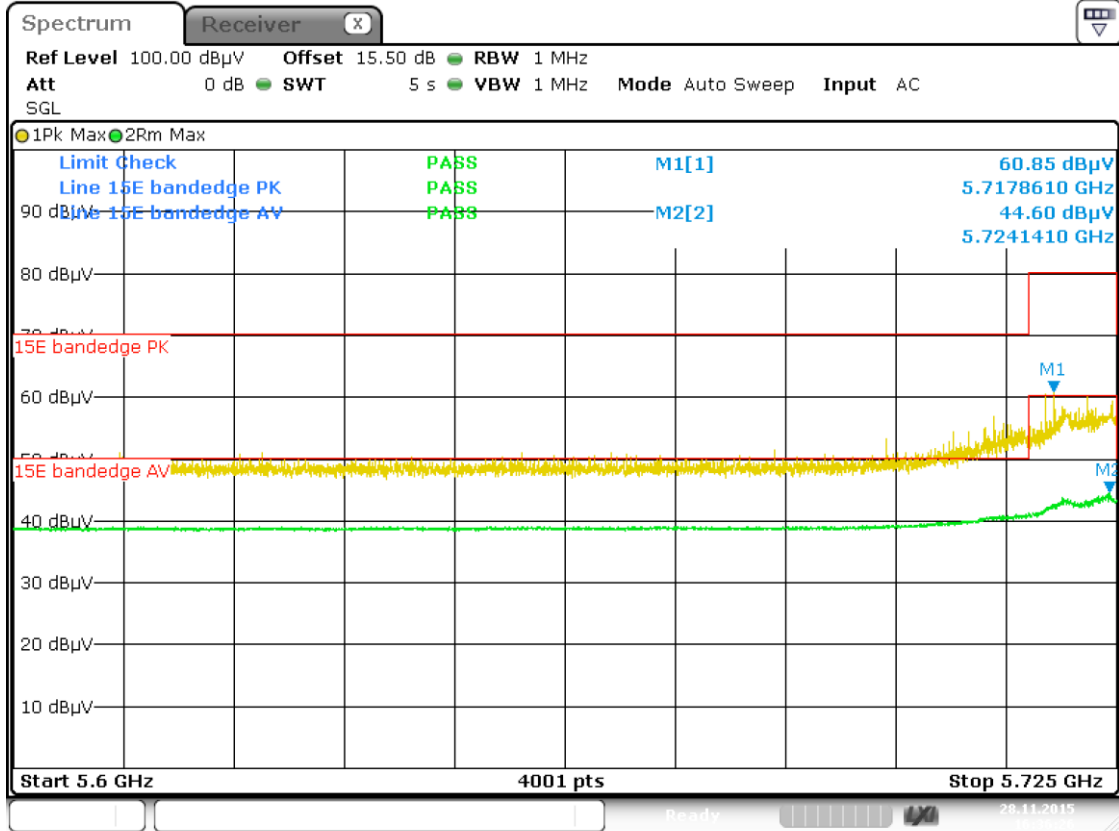


Band IV 11n(HT40) CH165



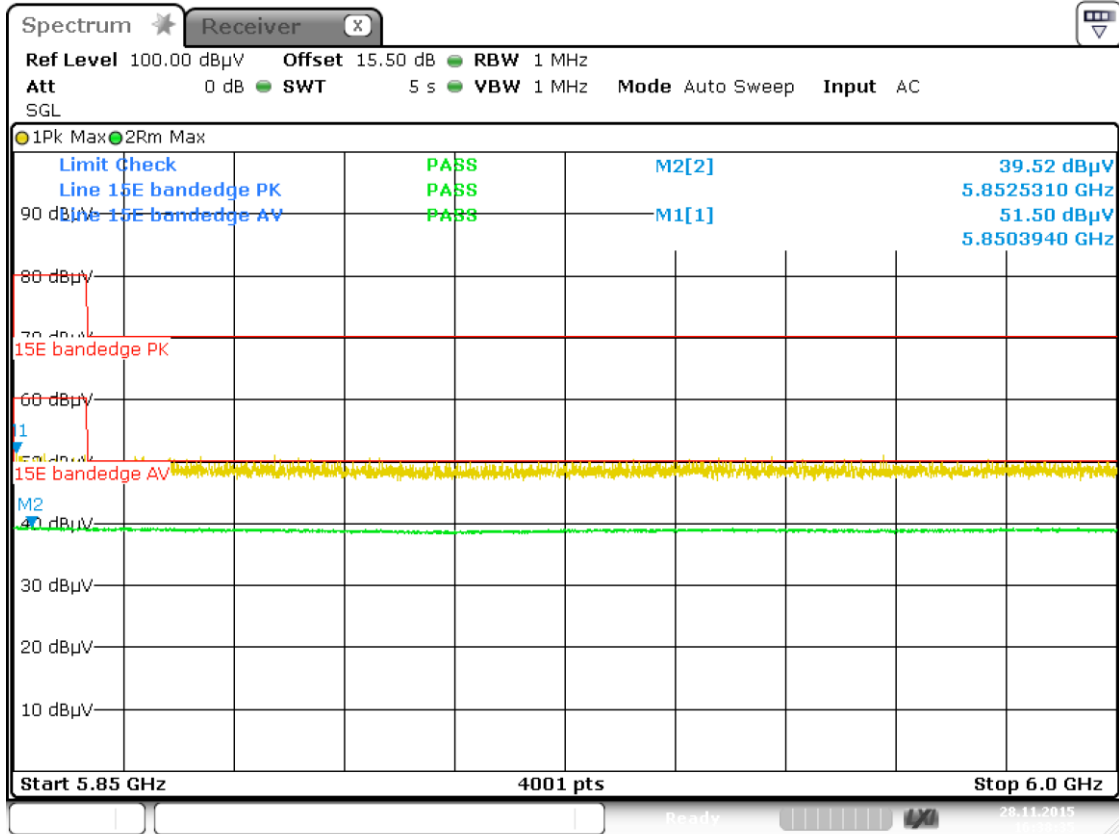
Date: 28.NOV.2015 16:26:40

Band IV 11nHT40) CH151

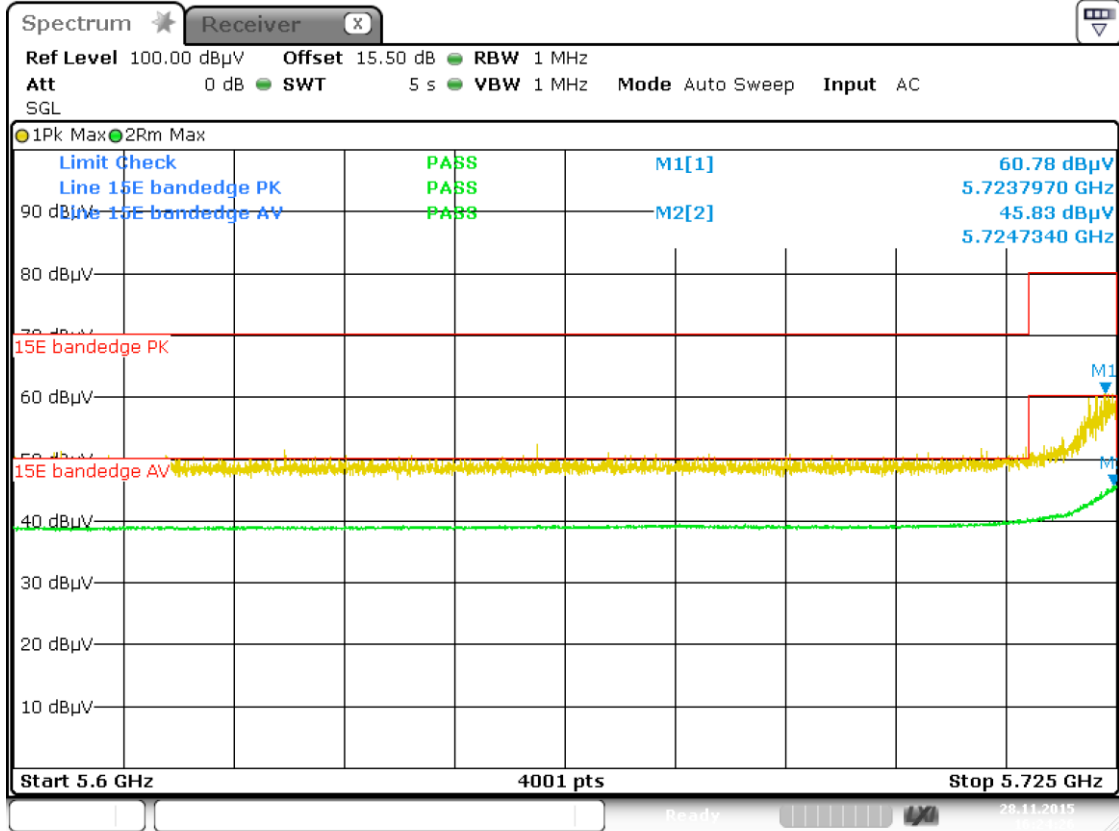


Date: 28.NOV.2015 16:36:26

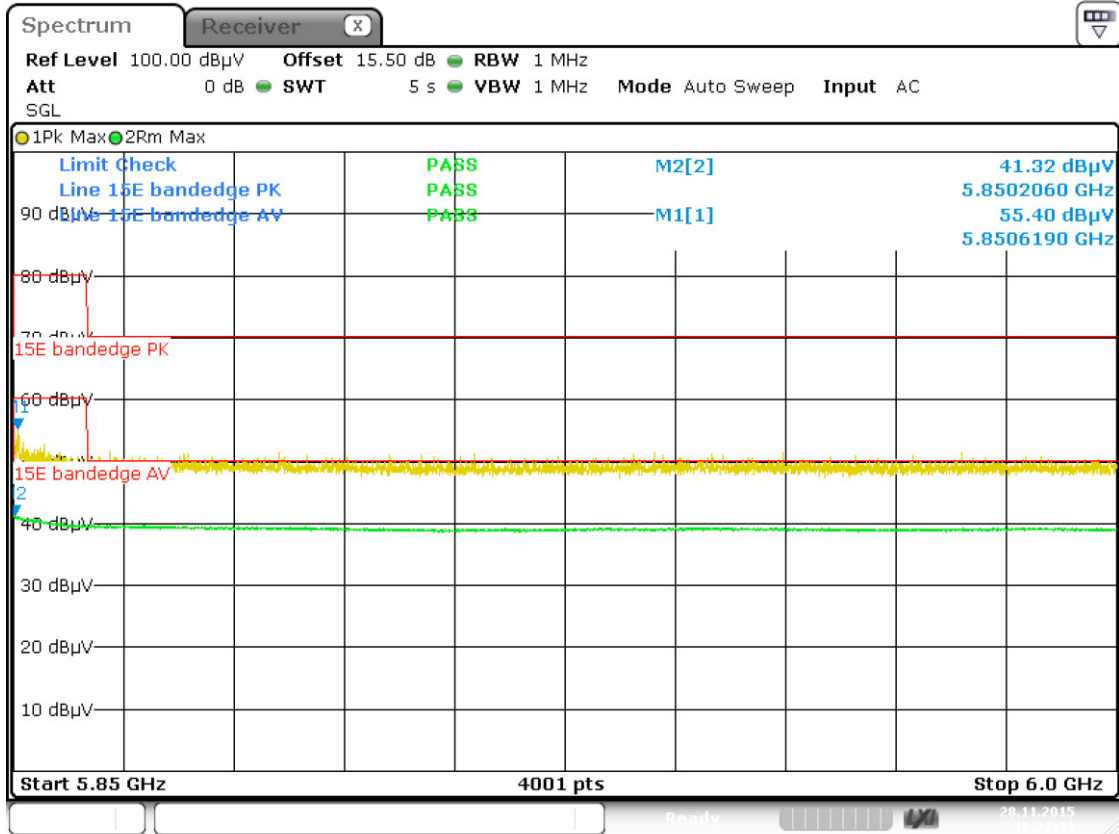
Band IV 11n(HT40) CH159



Band IV 11ac(HT20) CH149

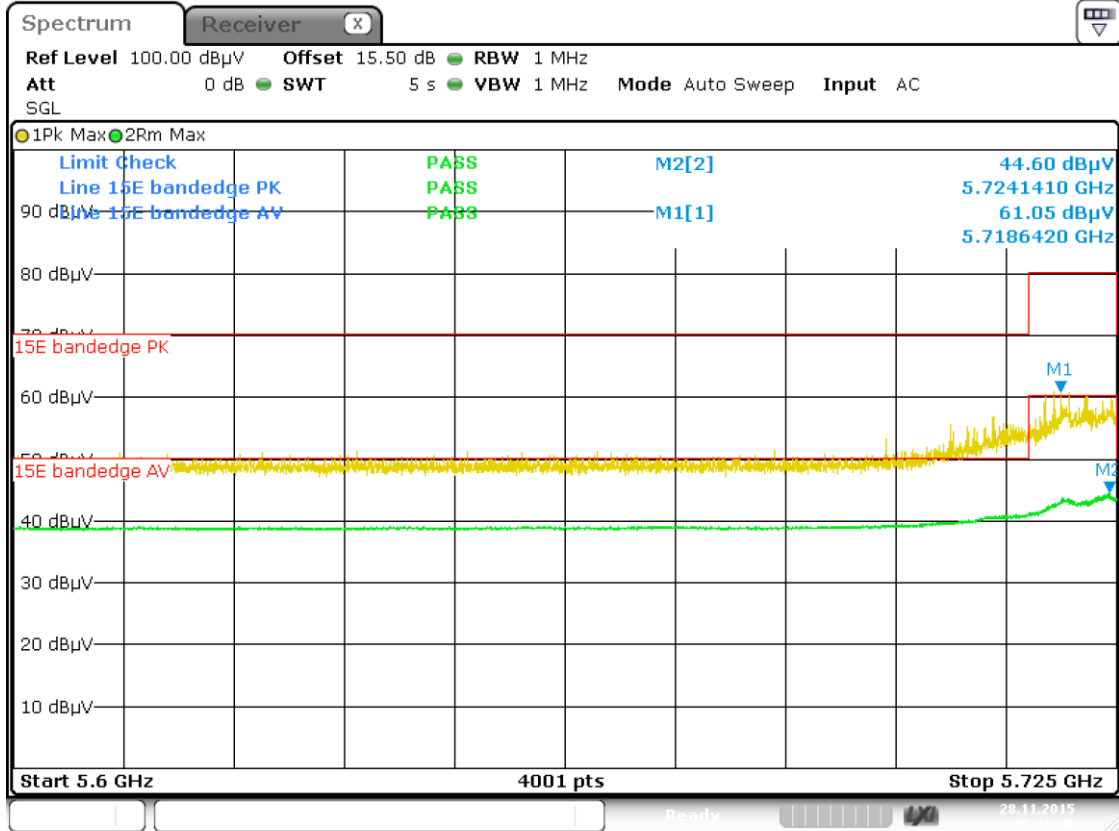


Band IV 11ac(HT20) CH165



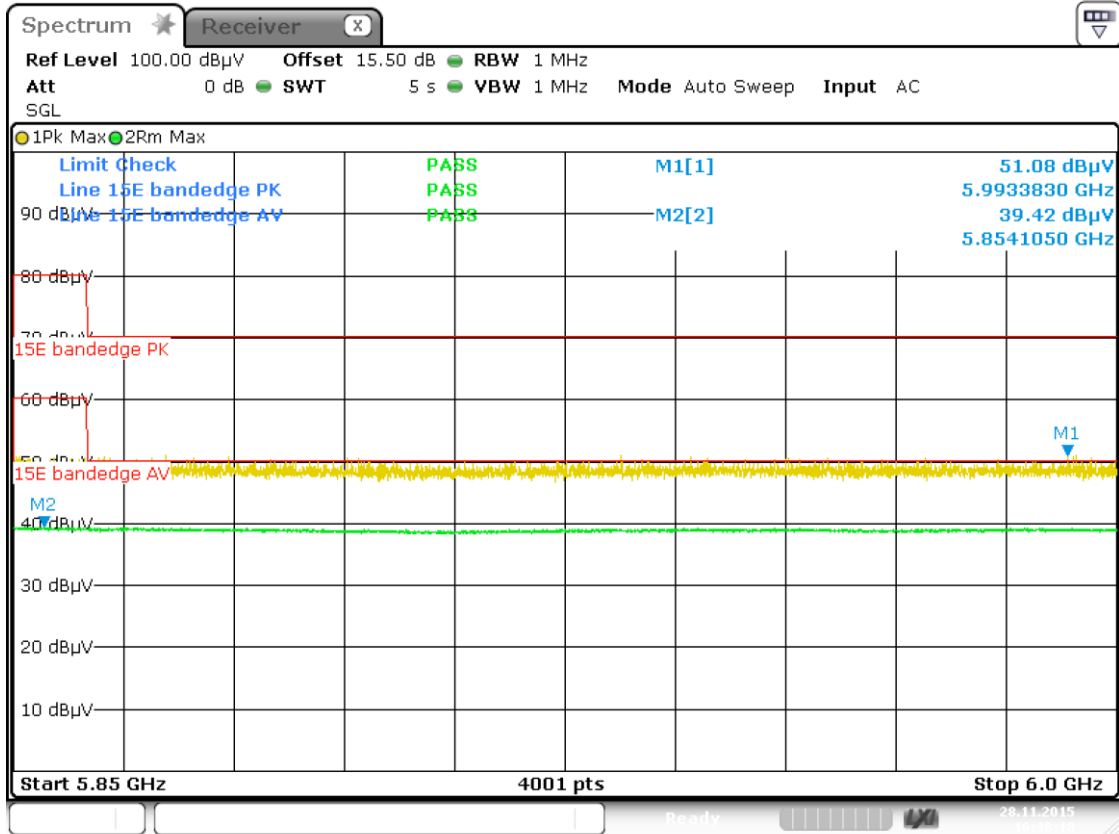
Date: 28.NOV.2015 16:27:34

Band IV 11ac(HT40) CH151



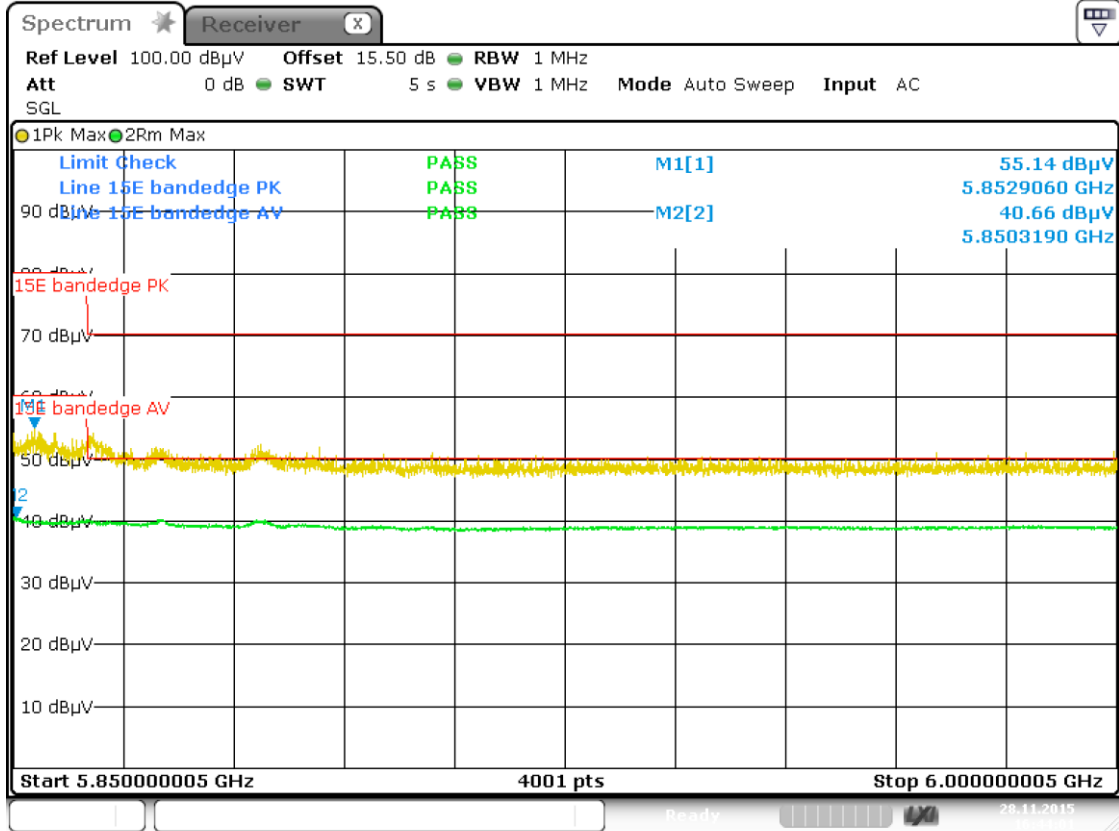
Date: 28.NOV.2015 16:36:48

Band IV 11ac(HT40) CH159



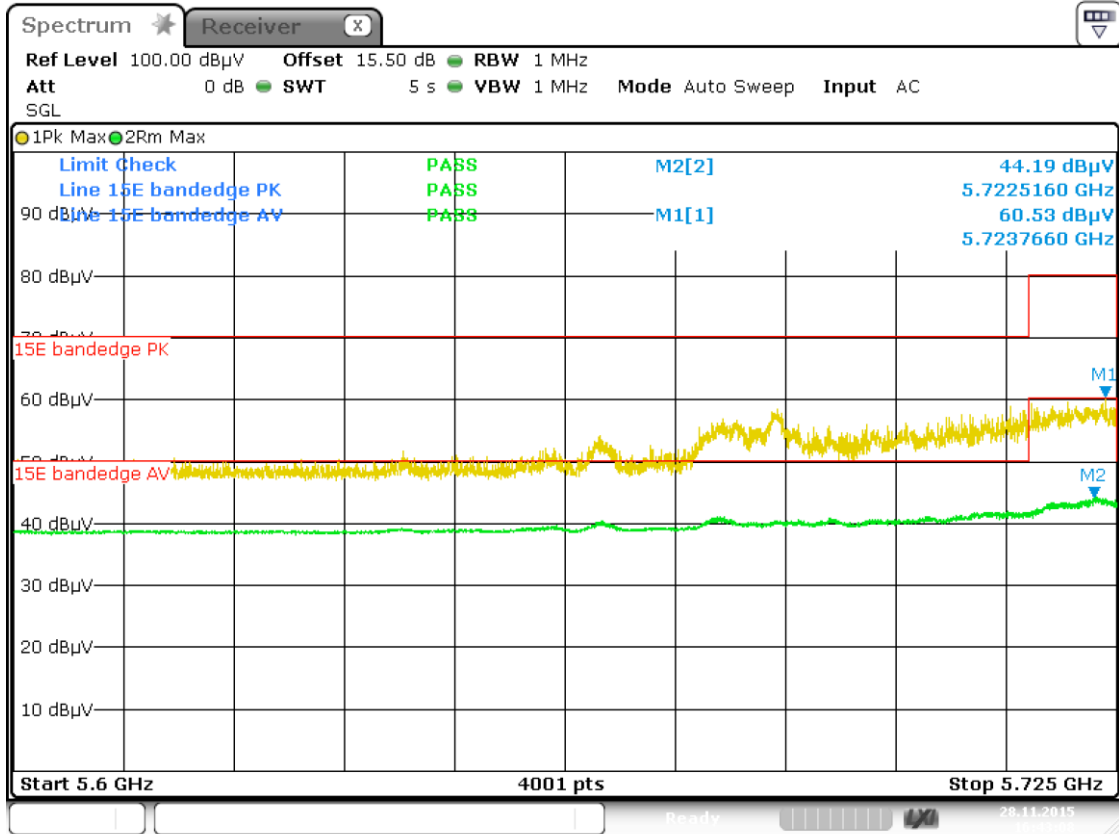
Date: 28.NOV.2015 16:38:18

Left Band IV11ac(HT80) CH155



Date: 28.NOV.2015 16:44:01

Right Band IV11ac(HT80) CH155



Date: 28.NOV.2015 16:43:09

A.8 Frequency Stability

Measurement Data (the worst channel)

ANT 0

Band I:

Voltage vs. Frequency Stability (11a CH44)

Test Conditions		Test Frequency (MHz)	Measurement Frequency (MHz)	Max. Deviation (ppm)
Temperature (°C)	Voltage (VDC)			
20	100	5220	5200.010012	1.93
	120	5220	5200.016871	3.24
	240	5220	5200.001577	0.30

Temperature vs. Frequency Stability (11a CH44)

Test Conditions		Test Frequency (MHz)	Measurement Frequency (MHz)	Max. Deviation (ppm)
Voltage (VDC)	Temperature (°C)			
120	-20	5220	5200.014242	2.74
	0	5220	5200.003271	0.63
	10	5220	5200.009774	1.88
	20	5220	5200.011234	2.16
	30	5220	5200.009987	1.92
	40	5220	5200.011358	2.18
	55	5220	5200.020357	3.91

Voltage vs. Frequency Stability (11n (HT20) CH44)

Test Conditions		Test Frequency (MHz)	Measurement Frequency (MHz)	Max. Deviation (ppm)
Temperature (°C)	Voltage (VDC)			
20	100	5220	5200.010247	1.97
	120	5220	5200.022641	4.35
	240	5220	5200.014752	2.84

Temperature vs. Frequency Stability (11n(HT20) CH44)

Test Conditions		Test Frequency (MHz)	Measurement Frequency (MHz)	Max. Deviation (ppm)
Voltage (VDC)	Temperature (°C)			
120	-20	5220	5200.020154	3.88
	0	5220	5200.012356	2.38
	10	5220	5200.030577	5.88
	20	5220	5200.003267	0.63
	30	5220	5200.006987	1.34
	40	5220	5200.016897	3.25
	55	5220	5200.010326	1.99

Voltage vs. Frequency Stability (11n(HT40) CH38)

Test Conditions		Test Frequency (MHz)	Measurement Frequency (MHz)	Max. Deviation (ppm)
Temperature (°C)	Voltage (VDC)			
20	100	5190	5190.011489	2.21
	120	5190	5190.013258	2.55
	240	5190	5190.020356	3.92

Temperature vs. Frequency Stability (11n(HT40) CH38)

Test Conditions		Test Frequency (MHz)	Measurement Frequency (MHz)	Max. Deviation (ppm)
Voltage (VDC)	Temperature (°C)			
120	-20	5190	5190.010315	1.99
	0	5190	5190.011015	2.12
	10	5190	5190.013147	2.53
	20	5190	5190.035681	6.87
	30	5190	5190.014899	2.87
	40	5190	5190.011489	2.21
	55	5190	5190.020189	3.89

Voltage vs. Frequency Stability (11ac(HT20) CH44)

Test Conditions		Test Frequency (MHz)	Measurement Frequency (MHz)	Max. Deviation (ppm)
Temperature (°C)	Voltage (VDC)			
20	100	5220	5200.001246	0.24
	120	5220	5200.001247	0.24
	240	5220	5200.020187	3.88

Temperature vs. Frequency Stability (11ac(HT20) CH44)

Test Conditions		Test Frequency (MHz)	Measurement Frequency (MHz)	Max. Deviation (ppm)
Voltage (VDC)	Temperature (°C)			
120	-20	5220	5200.020157	3.88
	0	5220	5200.030674	5.90
	10	5220	5200.001547	0.30
	20	5220	5200.013569	2.61
	30	5220	5200.024876	4.78
	40	5220	5200.030247	5.82
	55	5220	5200.002581	0.50

Voltage vs. Frequency Stability (11n(HT40) CH38)

Test Conditions		Test Frequency (MHz)	Measurement Frequency (MHz)	Max. Deviation (ppm)
Temperature (°C)	Voltage (VDC)			
20	100	5190	5190.013564	2.61
	120	5190	5190.021548	4.15
	240	5190	5190.000589	0.11

Temperature vs. Frequency Stability (11n(HT40) CH38)

Test Conditions		Test Frequency (MHz)	Measurement Frequency (MHz)	Max. Deviation (ppm)
Voltage (VDC)	Temperature (°C)			
120	-20	5190	5190.032156	6.20
	0	5190	5190.020154	3.88
	10	5190	5190.014415	2.78
	20	5190	5190.002187	0.42
	30	5190	5190.036977	7.12
	40	5190	5190.009859	1.90
	55	5190	5190.020124	3.88

Voltage vs. Frequency Stability (11ac(HT80) CH42)

Test Conditions		Test Frequency (MHz)	Measurement Frequency (MHz)	Max. Deviation (ppm)
Temperature (°C)	Voltage (VDC)			
20	100	5210	5210.010256	1.97
	120	5210	5210.036057	6.92
	240	5210	5210.049875	9.57

Temperature vs. Frequency Stability (11ac(HT80) CH42)

Test Conditions		Test Frequency (MHz)	Measurement Frequency (MHz)	Max. Deviation (ppm)
Voltage (VDC)	Temperature (°C)			
120	-20	5210	5210.023565	4.52
	0	5210	5210.025471	4.89
	10	5210	5210.002356	0.45
	20	5210	5210.036581	7.02
	30	5210	5210.019875	3.81
	40	5210	5210.040003	7.68
	55	5210	5210.020877	4.01

Band II:
Voltage vs. Frequency Stability (11a CH60)

Test Conditions		Test Frequency (MHz)	Measurement Frequency (MHz)	Max. Deviation (ppm)
Temperature (°C)	Voltage (VDC)			
20	100	5280	5280.023564	4.46
	120	5280	5280.080741	15.29
	240	5280	5280.032565	6.17

Temperature vs. Frequency Stability (11a CH60)

Test Conditions		Test Frequency (MHz)	Measurement Frequency (MHz)	Max. Deviation (ppm)
Voltage (VDC)	Temperature (°C)			
120	-20	5280	5280.010656	2.02
	0	5280	5280.015472	2.93
	10	5280	5280.024871	4.71
	20	5280	5280.045780	8.67
	30	5280	5280.016587	3.14
	40	5280	5280.011254	2.13
	55	5280	5280.022568	4.27

Voltage vs. Frequency Stability (11n(HT20) CH60)

Test Conditions		Test Frequency (MHz)	Measurement Frequency (MHz)	Max. Deviation (ppm)
Temperature (°C)	Voltage (VDC)			
20	100	5280	5280.026571	5.03
	120	5280	5280.008795	1.67
	240	5280	5280.014741	2.79

Temperature vs. Frequency Stability (11n(HT20) CH60)

Test Conditions		Test Frequency (MHz)	Measurement Frequency (MHz)	Max. Deviation (ppm)
Voltage (VDC)	Temperature (°C)			
120	-20	5280	5280.035668	6.76
	0	5280	5280.045721	8.66
	10	5280	5280.036694	6.95
	20	5280	5280.002571	0.49
	30	5280	5280.018784	3.56
	40	5280	5280.036984	7.00
	55	5280	5280.035658	6.75

Voltage vs. Frequency Stability (11n(HT40) CH54)

Test Conditions		Test Frequency (MHz)	Measurement Frequency (MHz)	Max. Deviation (ppm)
Temperature (°C)	Voltage (VDC)			
20	100	5270	5270.036810	6.98
	120	5270	5270.016538	3.14
	240	5270	5270.024801	4.71

Temperature vs. Frequency Stability (11n(HT40) CH54)

Test Conditions		Test Frequency (MHz)	Measurement Frequency (MHz)	Max. Deviation (ppm)
Voltage (VDC)	Temperature (°C)			
120	-20	5270	5270.002154	0.41
	0	5270	5270.036574	6.94
	10	5270	5270.003261	0.62
	20	5270	5270.018691	3.55
	30	5270	5270.025561	4.85
	40	5270	5270.036691	6.96
	55	5270	5270.012547	2.38

Voltage vs. Frequency Stability (11ac(HT20) CH60)

Test Conditions		Test Frequency (MHz)	Measurement Frequency (MHz)	Max. Deviation (ppm)
Temperature (°C)	Voltage (VDC)			
20	100	5280	5280.030359	5.75
	120	5280	5280.022474	4.26
	240	5280	5280.036541	6.92

Temperature vs. Frequency Stability (11ac(HT20) CH60)

Test Conditions		Test Frequency (MHz)	Measurement Frequency (MHz)	Max. Deviation (ppm)
Voltage (VDC)	Temperature (°C)			
120	-20	5280	5280.010574	2.00
	0	5280	5280.012561	2.38
	10	5280	5280.010264	1.94
	20	5280	5280.032654	6.18
	30	5280	5280.015204	2.88
	40	5280	5280.011547	2.19
	55	5280	5280.011202	2.12

Voltage vs. Frequency Stability (11ac(HT40) CH54)

Test Conditions		Test Frequency (MHz)	Measurement Frequency (MHz)	Max. Deviation (ppm)
Temperature (°C)	Voltage (VDC)			
20	100	5270	5270.031354	5.95
	120	5270	5270.020157	3.82
	240	5270	5270.002571	0.49

Temperature vs. Frequency Stability (11ac(HT40) CH54)

Test Conditions		Test Frequency (MHz)	Measurement Frequency (MHz)	Max. Deviation (ppm)
Voltage (VDC)	Temperature (°C)			
120	-20	5270	5270.010245	1.94
	0	5270	5270.010031	1.90
	10	5270	5270.001541	0.29
	20	5270	5270.032654	6.20
	30	5270	5270.037812	7.17
	40	5270	5270.013235	2.51
	55	5270	5270.015475	2.94

Voltage vs. Frequency Stability (11ac(HT80) CH58)

Test Conditions		Test Frequency (MHz)	Measurement Frequency (MHz)	Max. Deviation (ppm)
Temperature (°C)	Voltage (VDC)			
20	100	5290	5290.023541	4.45
	120	5290	5290.010124	1.91
	240	5290	5290.013651	2.58

Temperature vs. Frequency Stability (11n(HT80) CH58)

Test Conditions		Test Frequency (MHz)	Measurement Frequency (MHz)	Max. Deviation (ppm)
Voltage (VDC)	Temperature (°C)			
120	-20	5290	5290.023021	4.35
	0	5290	5290.015472	2.92
	10	5290	5290.036254	6.85
	20	5290	5290.002154	0.41
	30	5290	5290.001254	0.24
	40	5290	5290.023265	4.40
	55	5290	5290.026541	5.02

Band III:
Voltage vs. Frequency Stability (11a CH116)

Test Conditions		Test Frequency (MHz)	Measurement Frequency (MHz)	Max. Deviation (ppm)
Temperature (°C)	Voltage (VDC)			
20	100	5580	5580.023566	4.22
	120	5580	5580.003235	0.58
	240	5580	5580.014487	2.60

Temperature vs. Frequency Stability (11a CH116)

Test Conditions		Test Frequency (MHz)	Measurement Frequency (MHz)	Max. Deviation (ppm)
Voltage (VDC)	Temperature (°C)			
120	-20	5580	5580.023541	4.22
	0	5580	5580.002154	0.39
	10	5580	5580.012441	2.23
	20	5580	5580.003235	0.58
	30	5580	5580.020547	3.68
	40	5580	5580.032354	5.80
	55	5580	5580.012451	2.23

Voltage vs. Frequency Stability (11n(HT20) CH116)

Test Conditions		Test Frequency (MHz)	Measurement Frequency (MHz)	Max. Deviation (ppm)
Temperature (°C)	Voltage (VDC)			
20	100	5580	5580.013265	2.38
	120	5580	5580.015812	2.83
	240	5580	5580.036511	6.54

Temperature vs. Frequency Stability (11n(HT20) CH116)

Test Conditions		Test Frequency (MHz)	Measurement Frequency (MHz)	Max. Deviation (ppm)
Voltage (VDC)	Temperature (°C)			
120	-20	5580	5580.036521	6.54
	0	5580	5580.035612	6.38
	10	5580	5580.006264	1.12
	20	5580	5580.014751	2.64
	30	5580	5580.026510	4.75
	40	5580	5580.012454	2.23
	55	5580	5580.003682	0.66

Voltage vs. Frequency Stability (11n(HT40) CH102)

Test Conditions		Test Frequency (MHz)	Measurement Frequency (MHz)	Max. Deviation (ppm)
Temperature (°C)	Voltage (VDC)			
20	100	5510	5510.012451	2.26
	120	5510	5510.010231	1.86
	240	5510	5510.035641	6.47

Temperature vs. Frequency Stability (11n(HT40) CH102)

Test Conditions		Test Frequency (MHz)	Measurement Frequency (MHz)	Max. Deviation (ppm)
Voltage (VDC)	Temperature (°C)			
120	-20	5510	5510.013210	2.40
	0	5510	5510.032654	5.93
	10	5510	5510.002125	0.39
	20	5510	5510.023511	4.27
	30	5510	5510.036512	6.63
	40	5510	5510.036512	6.63
	55	5510	5510.032365	5.87

Voltage vs. Frequency Stability (11ac(HT20) CH116)

Test Conditions		Test Frequency (MHz)	Measurement Frequency (MHz)	Max. Deviation (ppm)
Temperature (°C)	Voltage (VDC)			
20	100	5580	5580.013265	2.38
	120	5580	5580.020215	3.62
	240	5580	5580.000326	0.06

Temperature vs. Frequency Stability (11ac(HT20) CH116)

Test Conditions		Test Frequency (MHz)	Measurement Frequency (MHz)	Max. Deviation (ppm)
Voltage (VDC)	Temperature (°C)			
120	-20	5580	5580.032301	5.79
	0	5580	5580.032365	5.80
	10	5580	5580.052900	9.48
	20	5580	5580.035651	6.39
	30	5580	5580.020111	3.60
	40	5580	5580.015941	2.86
	55	5580	5580.013566	2.43

Voltage vs. Frequency Stability (11ac(HT40) CH102)

Test Conditions		Test Frequency (MHz)	Measurement Frequency (MHz)	Max. Deviation (ppm)
Temperature (°C)	Voltage (VDC)			
20	100	5510	5510.013621	2.47
	120	5510	5510.018465	3.35
	240	5510	5510.011659	2.12

Temperature vs. Frequency Stability (11ac(HT40) CH102)

Test Conditions		Test Frequency (MHz)	Measurement Frequency (MHz)	Max. Deviation (ppm)
Voltage (VDC)	Temperature (°C)			
120	-20	5510	5510.023561	4.28
	0	5510	5510.013526	2.45
	10	5510	5510.032356	5.87
	20	5510	5510.035664	6.47
	30	5510	5510.036221	6.57
	40	5510	5510.008514	1.55
	55	5510	5510.023561	4.28

Voltage vs. Frequency Stability (11ac(HT80) CH106)

Test Conditions		Test Frequency (MHz)	Measurement Frequency (MHz)	Max. Deviation (ppm)
Temperature (°C)	Voltage (VDC)			
20	100	5530	5530.015671	2.83
	120	5530	5530.032365	5.85
	240	5530	5530.023561	4.26

Temperature vs. Frequency Stability (11ac(HT80) CH106)

Test Conditions		Test Frequency (MHz)	Measurement Frequency (MHz)	Max. Deviation (ppm)
Voltage (VDC)	Temperature (°C)			
120	-20	5530	5530.011506	2.08
	0	5530	5530.016560	2.99
	10	5530	5530.011635	2.10
	20	5530	5530.032651	5.90
	30	5530	5530.025894	4.68
	40	5530	5530.036541	6.61
	55	5530	5530.015675	2.83

Band IV:

Voltage vs. Frequency Stability (11a CH157)

Test Conditions		Test Frequency (MHz)	Measurement Frequency (MHz)	Max. Deviation (ppm)
Temperature (°C)	Voltage (VDC)			
20	100	5785	5785.006783	1.17
	120	5785	5785.003534	0.61
	240	5785	5785.038811	6.71

Temperature vs. Frequency Stability (11a CH157)

Test Conditions		Test Frequency (MHz)	Measurement Frequency (MHz)	Max. Deviation (ppm)
Voltage (VDC)	Temperature (°C)			
120	-20	5785	5785.037442	6.47
	0	5785	5785.024716	4.27
	10	5785	5785.010118	1.75
	20	5785	5785.016978	2.93
	30	5785	5785.027118	4.69
	40	5785	5785.000919	0.16
	55	5785	5785.020074	3.47

Voltage vs. Frequency Stability (11n(HT20) CH157)

Test Conditions		Test Frequency (MHz)	Measurement Frequency (MHz)	Max. Deviation (ppm)
Temperature (°C)	Voltage (VDC)			
20	100	5785	5785.037963	6.56
	120	5785	5785.027655	4.78
	240	5785	5785.000972	0.17

Temperature vs. Frequency Stability (11n(HT20) CH157)

Test Conditions		Test Frequency (MHz)	Measurement Frequency (MHz)	Max. Deviation (ppm)
Voltage (VDC)	Temperature (°C)			
120	-20	5785	5785.006095	1.05
	0	5785	5785.025915	4.48
	10	5785	5785.019704	3.41
	20	5785	5785.024452	4.23
	30	5785	5785.035125	6.07
	40	5785	5785.022216	3.84
	55	5785	5785.002624	0.45

Voltage vs. Frequency Stability (11n(HT40) CH151)

Test Conditions		Test Frequency (MHz)	Measurement Frequency (MHz)	Max. Deviation (ppm)
Temperature (°C)	Voltage (VDC)			
20	100	5755	5755.037250	6.47
	120	5755	5755.012988	2.26
	240	5755	5755.024995	4.34

Temperature vs. Frequency Stability (11n(HT40) CH151)

Test Conditions		Test Frequency (MHz)	Measurement Frequency (MHz)	Max. Deviation (ppm)
Voltage (VDC)	Temperature (°C)			
120	-20	5755	5755.000358	0.06
	0	5755	5755.038400	6.67
	10	5755	5755.006584	1.14
	20	5755	5755.025395	4.41
	30	5755	5755.022998	4.00
	40	5755	5755.032939	5.72
	55	5755	5755.015446	2.68

Voltage vs. Frequency Stability (11ac(HT20) CH157)

Test Conditions		Test Frequency (MHz)	Measurement Frequency (MHz)	Max. Deviation (ppm)
Temperature (°C)	Voltage (VDC)			
20	100	5785	5785.023931	4.14
	120	5785	5785.022002	3.80
	240	5785	5785.019867	3.43

Temperature vs. Frequency Stability (11ac(HT20) CH157)

Test Conditions		Test Frequency (MHz)	Measurement Frequency (MHz)	Max. Deviation (ppm)
Voltage (VDC)	Temperature (°C)			
120	-20	5785	5785.034964	6.04
	0	5785	5785.026585	4.60
	10	5785	5785.033438	5.78
	20	5785	5785.003208	0.55
	30	5785	5785.004892	0.85
	40	5785	5785.031307	5.41
	55	5785	5785.003928	0.68

Voltage vs. Frequency Stability (11ac(HT40) CH151)

Test Conditions		Test Frequency (MHz)	Measurement Frequency (MHz)	Max. Deviation (ppm)
Temperature (°C)	Voltage (VDC)			
20	100	5755	5755.009523	1.65
	120	5755	5755.014738	2.56
	240	5755	5755.039239	6.82

Temperature vs. Frequency Stability (11ac(HT40) CH151)

Test Conditions		Test Frequency (MHz)	Measurement Frequency (MHz)	Max. Deviation (ppm)
Voltage (VDC)	Temperature (°C)			
120	-20	5755	5755.016552	2.88
	0	5755	5755.018580	3.23
	10	5755	5755.009651	1.68
	20	5755	5755.032663	5.68
	30	5755	5755.032805	5.70
	40	5755	5755.010497	1.82
	55	5755	5755.023932	4.16

Voltage vs. Frequency Stability (11ac(HT80) CH155)

Test Conditions		Test Frequency (MHz)	Measurement Frequency (MHz)	Max. Deviation (ppm)
Temperature (°C)	Voltage (VDC)			
20	100	5775	5775.019758	3.42
	120	5775	5775.001998	0.35
	240	5775	5775.033102	5.73

Temperature vs. Frequency Stability (11ac(HT80) CH155)

Test Conditions		Test Frequency (MHz)	Measurement Frequency (MHz)	Max. Deviation (ppm)
Voltage (VDC)	Temperature (°C)			
120	-20	5775	5775.029003	5.02
	0	5775	5775.017384	3.01
	10	5775	5775.013212	2.29
	20	5775	5775.011392	1.97
	30	5775	5775.010730	1.86
	40	5775	5775.038053	6.59
	55	5775	5775.022731	3.94

ANT 1
Band I:
Voltage vs. Frequency Stability (11a CH44)

Test Conditions		Test Frequency (MHz)	Measurement Frequency (MHz)	Max. Deviation (ppm)
Temperature (°C)	Voltage (VDC)			
20	100	5220	5200.001073	0.21
	120	5220	5200.005954	1.15
	240	5220	5200.015656	3.01

Temperature vs. Frequency Stability (11a CH44)

Test Conditions		Test Frequency (MHz)	Measurement Frequency (MHz)	Max. Deviation (ppm)
Voltage (VDC)	Temperature (°C)			
120	-20	5220	5200.008162	1.57
	0	5220	5200.003244	0.62
	10	5220	5200.035240	6.78
	20	5220	5200.027948	5.37
	30	5220	5200.021369	4.11
	40	5220	5200.035978	6.92
	55	5220	5200.000346	0.07

Voltage vs. Frequency Stability (11n (HT20) CH44)

Test Conditions		Test Frequency (MHz)	Measurement Frequency (MHz)	Max. Deviation (ppm)
Temperature (°C)	Voltage (VDC)			
20	100	5220	5200.006635	1.28
	120	5220	5200.017454	3.36
	240	5220	5200.026973	5.19

Temperature vs. Frequency Stability (11n(HT20) CH44)

Test Conditions		Test Frequency (MHz)	Measurement Frequency (MHz)	Max. Deviation (ppm)
Voltage (VDC)	Temperature (°C)			
120	-20	5220	5200.009943	1.91
	0	5220	5200.008260	1.59
	10	5220	5200.028464	5.47
	20	5220	5200.011559	2.22
	30	5220	5200.019810	3.81
	40	5220	5200.009888	1.90
	55	5220	5200.008097	1.56

Voltage vs. Frequency Stability (11n(HT40) CH38)

Test Conditions		Test Frequency (MHz)	Measurement Frequency (MHz)	Max. Deviation (ppm)
Temperature (°C)	Voltage (VDC)			
20	100	5190	5190.006482	1.25
	120	5190	5190.019963	3.85
	240	5190	5190.030356	5.85

Temperature vs. Frequency Stability (11n(HT40) CH38)

Test Conditions		Test Frequency (MHz)	Measurement Frequency (MHz)	Max. Deviation (ppm)
Voltage (VDC)	Temperature (°C)			
120	-20	5190	5190.008348	1.61
	0	5190	5190.012581	2.42
	10	5190	5190.015539	2.99
	20	5190	5190.029939	5.77
	30	5190	5190.037004	7.13
	40	5190	5190.007630	1.47
	55	5190	5190.039366	7.58

Voltage vs. Frequency Stability (11ac(HT20) CH44)

Test Conditions		Test Frequency (MHz)	Measurement Frequency (MHz)	Max. Deviation (ppm)
Temperature (°C)	Voltage (VDC)			
20	100	5220	5200.007223	1.39
	120	5220	5200.010568	2.03
	240	5220	5200.008265	1.59

Temperature vs. Frequency Stability (11ac(HT20) CH44)

Test Conditions		Test Frequency (MHz)	Measurement Frequency (MHz)	Max. Deviation (ppm)
Voltage (VDC)	Temperature (°C)			
120	-20	5220	5200.003991	0.77
	0	5220	5200.009895	1.90
	10	5220	5200.017148	3.30
	20	5220	5200.005021	0.97
	30	5220	5200.031769	6.11
	40	5220	5200.004646	0.89
	55	5220	5200.025126	4.83

Voltage vs. Frequency Stability (11n(HT40) CH38)

Test Conditions		Test Frequency (MHz)	Measurement Frequency (MHz)	Max. Deviation (ppm)
Temperature (°C)	Voltage (VDC)			
20	100	5190	5190.037636	7.25
	120	5190	5190.012728	2.45
	240	5190	5190.020306	3.91

Temperature vs. Frequency Stability (11n(HT40) CH38)

Test Conditions		Test Frequency (MHz)	Measurement Frequency (MHz)	Max. Deviation (ppm)
Voltage (VDC)	Temperature (°C)			
120	-20	5190	5190.002660	0.51
	0	5190	5190.007213	1.39
	10	5190	5190.037436	7.21
	20	5190	5190.007048	1.36
	30	5190	5190.013878	2.67
	40	5190	5190.006389	1.23
	55	5190	5190.000403	0.08

Voltage vs. Frequency Stability (11ac(HT80) CH42)

Test Conditions		Test Frequency (MHz)	Measurement Frequency (MHz)	Max. Deviation (ppm)
Temperature (°C)	Voltage (VDC)			
20	100	5210	5210.003727	0.72
	120	5210	5210.035094	6.74
	240	5210	5210.024354	4.67

Temperature vs. Frequency Stability (11ac(HT80) CH42)

Test Conditions		Test Frequency (MHz)	Measurement Frequency (MHz)	Max. Deviation (ppm)
Voltage (VDC)	Temperature (°C)			
120	-20	5210	5210.025229	4.84
	0	5210	5210.018619	3.57
	10	5210	5210.011974	2.30
	20	5210	5210.036287	6.96
	30	5210	5210.007557	1.45
	40	5210	5210.018051	3.46
	55	5210	5210.024793	4.76

Band II:
Voltage vs. Frequency Stability (11a CH60)

Test Conditions		Test Frequency (MHz)	Measurement Frequency (MHz)	Max. Deviation (ppm)
Temperature (°C)	Voltage (VDC)			
20	100	5280	5280.014163	2.68
	120	5280	5280.027052	5.12
	240	5280	5280.006316	1.20

Temperature vs. Frequency Stability (11a CH60)

Test Conditions		Test Frequency (MHz)	Measurement Frequency (MHz)	Max. Deviation (ppm)
Voltage (VDC)	Temperature (°C)			
120	-20	5280	5280.014644	2.77
	0	5280	5280.038020	7.20
	10	5280	5280.024959	4.73
	20	5280	5280.030627	5.80
	30	5280	5280.031118	5.89
	40	5280	5280.001080	0.20
	55	5280	5280.026756	5.07

Voltage vs. Frequency Stability (11n(HT20) CH60)

Test Conditions		Test Frequency (MHz)	Measurement Frequency (MHz)	Max. Deviation (ppm)
Temperature (°C)	Voltage (VDC)			
20	100	5280	5280.006741	1.28
	120	5280	5280.029540	5.59
	240	5280	5280.011922	2.26

Temperature vs. Frequency Stability (11n(HT20) CH60)

Test Conditions		Test Frequency (MHz)	Measurement Frequency (MHz)	Max. Deviation (ppm)
Voltage (VDC)	Temperature (°C)			
120	-20	5280	5280.014187	2.69
	0	5280	5280.029183	5.53
	10	5280	5280.010907	2.07
	20	5280	5280.035862	6.79
	30	5280	5280.035328	6.69
	40	5280	5280.009452	1.79
	55	5280	5280.034133	6.46

Voltage vs. Frequency Stability (11n(HT40) CH54)

Test Conditions		Test Frequency (MHz)	Measurement Frequency (MHz)	Max. Deviation (ppm)
Temperature (°C)	Voltage (VDC)			
20	100	5270	5270.016482	3.13
	120	5270	5270.018532	3.52
	240	5270	5270.025259	4.79

Temperature vs. Frequency Stability (11n(HT40) CH54)

Test Conditions		Test Frequency (MHz)	Measurement Frequency (MHz)	Max. Deviation (ppm)
Voltage (VDC)	Temperature (°C)			
120	-20	5270	5270.008605	1.63
	0	5270	5270.039855	7.56
	10	5270	5270.016137	3.06
	20	5270	5270.016880	3.20
	30	5270	5270.005905	1.12
	40	5270	5270.039941	7.58
	55	5270	5270.018737	3.56

Voltage vs. Frequency Stability (11ac(HT20) CH60)

Test Conditions		Test Frequency (MHz)	Measurement Frequency (MHz)	Max. Deviation (ppm)
Temperature (°C)	Voltage (VDC)			
20	100	5280	5280.038401	7.27
	120	5280	5280.004878	0.92
	240	5280	5280.037691	7.14

Temperature vs. Frequency Stability (11ac(HT20) CH60)

Test Conditions		Test Frequency (MHz)	Measurement Frequency (MHz)	Max. Deviation (ppm)
Voltage (VDC)	Temperature (°C)			
120	-20	5280	5280.008921	1.69
	0	5280	5280.009180	1.74
	10	5280	5280.009626	1.82
	20	5280	5280.031007	5.87
	30	5280	5280.012784	2.42
	40	5280	5280.001886	0.36
	55	5280	5280.011359	2.15

Voltage vs. Frequency Stability (11ac(HT40) CH54)

Test Conditions		Test Frequency (MHz)	Measurement Frequency (MHz)	Max. Deviation (ppm)
Temperature (°C)	Voltage (VDC)			
20	100	5270	5270.006721	1.28
	120	5270	5270.010637	2.02
	240	5270	5270.006748	1.28

Temperature vs. Frequency Stability (11ac(HT40) CH54)

Test Conditions		Test Frequency (MHz)	Measurement Frequency (MHz)	Max. Deviation (ppm)
Voltage (VDC)	Temperature (°C)			
120	-20	5270	5270.009803	1.86
	0	5270	5270.017869	3.39
	10	5270	5270.016202	3.07
	20	5270	5270.017407	3.30
	30	5270	5270.021593	4.10
	40	5270	5270.001140	0.22
	55	5270	5270.007649	1.45

Voltage vs. Frequency Stability (11ac(HT80) CH58)

Test Conditions		Test Frequency (MHz)	Measurement Frequency (MHz)	Max. Deviation (ppm)
Temperature (°C)	Voltage (VDC)			
20	100	5290	5290.029167	5.51
	120	5290	5290.021796	4.12
	240	5290	5290.032606	6.16

Temperature vs. Frequency Stability (11n(HT80) CH58)

Test Conditions		Test Frequency (MHz)	Measurement Frequency (MHz)	Max. Deviation (ppm)
Voltage (VDC)	Temperature (°C)			
120	-20	5290	5290.028749	5.43
	0	5290	5290.032552	6.15
	10	5290	5290.027244	5.15
	20	5290	5290.001723	0.33
	30	5290	5290.015750	2.98
	40	5290	5290.037028	7.00
	55	5290	5290.033862	6.40

Band III:
Voltage vs. Frequency Stability (11a CH116)

Test Conditions		Test Frequency (MHz)	Measurement Frequency (MHz)	Max. Deviation (ppm)
Temperature (°C)	Voltage (VDC)			
20	100	5580	5580.028970	5.19
	120	5580	5580.015903	2.85
	240	5580	5580.001980	0.35

Temperature vs. Frequency Stability (11a CH116)

Test Conditions		Test Frequency (MHz)	Measurement Frequency (MHz)	Max. Deviation (ppm)
Voltage (VDC)	Temperature (°C)			
120	-20	5580	5580.028914	5.18
	0	5580	5580.009727	1.74
	10	5580	5580.015766	2.83
	20	5580	5580.015366	2.75
	30	5580	5580.029330	5.26
	40	5580	5580.012312	2.21
	55	5580	5580.039101	7.01

Voltage vs. Frequency Stability (11n(HT20) CH116)

Test Conditions		Test Frequency (MHz)	Measurement Frequency (MHz)	Max. Deviation (ppm)
Temperature (°C)	Voltage (VDC)			
20	100	5580	5580.034218	6.13
	120	5580	5580.032159	5.76
	240	5580	5580.025422	4.56

Temperature vs. Frequency Stability (11n(HT20) CH116)

Test Conditions		Test Frequency (MHz)	Measurement Frequency (MHz)	Max. Deviation (ppm)
Voltage (VDC)	Temperature (°C)			
120	-20	5580	5580.002235	0.40
	0	5580	5580.032884	5.89
	10	5580	5580.034405	6.17
	20	5580	5580.027349	4.90
	30	5580	5580.032122	5.76
	40	5580	5580.030810	5.52
	55	5580	5580.013615	2.44

Voltage vs. Frequency Stability (11n(HT40) CH102)

Test Conditions		Test Frequency (MHz)	Measurement Frequency (MHz)	Max. Deviation (ppm)
Temperature (°C)	Voltage (VDC)			
20	100	5510	5510.030452	5.53
	120	5510	5510.001262	0.23
	240	5510	5510.003138	0.57

Temperature vs. Frequency Stability (11n(HT40) CH102)

Test Conditions		Test Frequency (MHz)	Measurement Frequency (MHz)	Max. Deviation (ppm)
Voltage (VDC)	Temperature (°C)			
120	-20	5510	5510.033749	6.13
	0	5510	5510.000715	0.13
	10	5510	5510.006394	1.16
	20	5510	5510.013239	2.40
	30	5510	5510.007260	1.32
	40	5510	5510.031446	5.71
	55	5510	5510.000631	0.11

Voltage vs. Frequency Stability (11ac(HT20) CH116)

Test Conditions		Test Frequency (MHz)	Measurement Frequency (MHz)	Max. Deviation (ppm)
Temperature (°C)	Voltage (VDC)			
20	100	5580	5580.011878	2.13
	120	5580	5580.000694	0.12
	240	5580	5580.032295	5.79

Temperature vs. Frequency Stability (11ac(HT20) CH116)

Test Conditions		Test Frequency (MHz)	Measurement Frequency (MHz)	Max. Deviation (ppm)
Voltage (VDC)	Temperature (°C)			
120	-20	5580	5580.010606	1.90
	0	5580	5580.034633	6.21
	10	5580	5580.035945	6.44
	20	5580	5580.013621	2.44
	30	5580	5580.038747	6.94
	40	5580	5580.000379	0.07
	55	5580	5580.017744	3.18

Voltage vs. Frequency Stability (11ac(HT40) CH102)

Test Conditions		Test Frequency (MHz)	Measurement Frequency (MHz)	Max. Deviation (ppm)
Temperature (°C)	Voltage (VDC)			
20	100	5510	5510.019528	3.54
	120	5510	5510.012023	2.18
	240	5510	5510.010922	1.98

Temperature vs. Frequency Stability (11ac(HT40) CH102)

Test Conditions		Test Frequency (MHz)	Measurement Frequency (MHz)	Max. Deviation (ppm)
Voltage (VDC)	Temperature (°C)			
120	-20	5510	5510.021684	3.94
	0	5510	5510.031249	5.67
	10	5510	5510.020200	3.67
	20	5510	5510.015017	2.73
	30	5510	5510.013448	2.44
	40	5510	5510.033241	6.03
	55	5510	5510.003172	0.58

Voltage vs. Frequency Stability (11ac(HT80) CH106)

Test Conditions		Test Frequency (MHz)	Measurement Frequency (MHz)	Max. Deviation (ppm)
Temperature (°C)	Voltage (VDC)			
20	100	5530	5530.026983	4.88
	120	5530	5530.030268	5.47
	240	5530	5530.034518	6.24

Temperature vs. Frequency Stability (11ac(HT80) CH106)

Test Conditions		Test Frequency (MHz)	Measurement Frequency (MHz)	Max. Deviation (ppm)
Voltage (VDC)	Temperature (°C)			
120	-20	5530	5530.009854	1.78
	0	5530	5530.013782	2.49
	10	5530	5530.028757	5.20
	20	5530	5530.006806	1.23
	30	5530	5530.032602	5.90
	40	5530	5530.027318	4.94
	55	5530	5530.015601	2.82

Band IV:
Voltage vs. Frequency Stability (11a CH157)

Test Conditions		Test Frequency (MHz)	Measurement Frequency (MHz)	Max. Deviation (ppm)
Temperature (°C)	Voltage (VDC)			
20	100	5785	5785.005174	0.89
	120	5785	5785.013450	2.32
	240	5785	5785.026741	4.62

Temperature vs. Frequency Stability (11a CH157)

Test Conditions		Test Frequency (MHz)	Measurement Frequency (MHz)	Max. Deviation (ppm)
Voltage (VDC)	Temperature (°C)			
120	-20	5785	5785.010068	1.74
	0	5785	5785.019424	3.36
	10	5785	5785.004081	0.71
	20	5785	5785.018400	3.18
	30	5785	5785.016734	2.89
	40	5785	5785.037291	6.45
	55	5785	5785.001597	0.28

Voltage vs. Frequency Stability (11n(HT20) CH157)

Test Conditions		Test Frequency (MHz)	Measurement Frequency (MHz)	Max. Deviation (ppm)
Temperature (°C)	Voltage (VDC)			
20	100	5785	5785.035389	6.12
	120	5785	5785.028295	4.89
	240	5785	5785.001757	0.30

Temperature vs. Frequency Stability (11n(HT20) CH157)

Test Conditions		Test Frequency (MHz)	Measurement Frequency (MHz)	Max. Deviation (ppm)
Voltage (VDC)	Temperature (°C)			
120	-20	5785	5785.034719	6.00
	0	5785	5785.014141	2.44
	10	5785	5785.010969	1.90
	20	5785	5785.006557	1.13
	30	5785	5785.005959	1.03
	40	5785	5785.023668	4.09
	55	5785	5785.020934	3.62

Voltage vs. Frequency Stability (11n(HT40) CH151)

Test Conditions		Test Frequency (MHz)	Measurement Frequency (MHz)	Max. Deviation (ppm)
Temperature (°C)	Voltage (VDC)			
20	100	5755	5755.031770	5.52
	120	5755	5755.005054	0.88
	240	5755	5755.011536	2.00

Temperature vs. Frequency Stability (11n(HT40) CH151)

Test Conditions		Test Frequency (MHz)	Measurement Frequency (MHz)	Max. Deviation (ppm)
Voltage (VDC)	Temperature (°C)			
120	-20	5755	5755.020395	3.54
	0	5755	5755.016072	2.79
	10	5755	5755.001837	0.32
	20	5755	5755.001228	0.21
	30	5755	5755.022954	3.99
	40	5755	5755.016222	2.82
	55	5755	5755.002555	0.44

Voltage vs. Frequency Stability (11ac(HT20) CH157)

Test Conditions		Test Frequency (MHz)	Measurement Frequency (MHz)	Max. Deviation (ppm)
Temperature (°C)	Voltage (VDC)			
20	100	5785	5785.021798	3.77
	120	5785	5785.009268	1.60
	240	5785	5785.007388	1.28

Temperature vs. Frequency Stability (11ac(HT20) CH157)

Test Conditions		Test Frequency (MHz)	Measurement Frequency (MHz)	Max. Deviation (ppm)
Voltage (VDC)	Temperature (°C)			
120	-20	5785	5785.007188	1.24
	0	5785	5785.000283	0.05
	10	5785	5785.033107	5.72
	20	5785	5785.002555	0.44
	30	5785	5785.028475	4.92
	40	5785	5785.021832	3.77
	55	5785	5785.016895	2.92

Voltage vs. Frequency Stability (11ac(HT40) CH151)

Test Conditions		Test Frequency (MHz)	Measurement Frequency (MHz)	Max. Deviation (ppm)
Temperature (°C)	Voltage (VDC)			
20	100	5755	5755.029721	5.16
	120	5755	5755.011697	2.03
	240	5755	5755.008558	1.49

Temperature vs. Frequency Stability (11ac(HT40) CH151)

Test Conditions		Test Frequency (MHz)	Measurement Frequency (MHz)	Max. Deviation (ppm)
Voltage (VDC)	Temperature (°C)			
120	-20	5755	5755.001260	0.22
	0	5755	5755.004119	0.72
	10	5755	5755.030898	5.37
	20	5755	5755.030136	5.24
	30	5755	5755.011063	1.92
	40	5755	5755.015888	2.76
	55	5755	5755.022589	3.93

Voltage vs. Frequency Stability (11ac(HT80) CH155)

Test Conditions		Test Frequency (MHz)	Measurement Frequency (MHz)	Max. Deviation (ppm)
Temperature (°C)	Voltage (VDC)			
20	100	5775	5775.010374	1.80
	120	5775	5775.018398	3.19
	240	5775	5775.036416	6.31

Temperature vs. Frequency Stability (11ac(HT80) CH155)

Test Conditions		Test Frequency (MHz)	Measurement Frequency (MHz)	Max. Deviation (ppm)
Voltage (VDC)	Temperature (°C)			
120	-20	5775	5775.009742	1.69
	0	5775	5775.030382	5.26
	10	5775	5775.010956	1.90
	20	5775	5775.033644	5.83
	30	5775	5775.026593	4.60
	40	5775	5775.029385	5.09
	55	5775	5775.024413	4.23

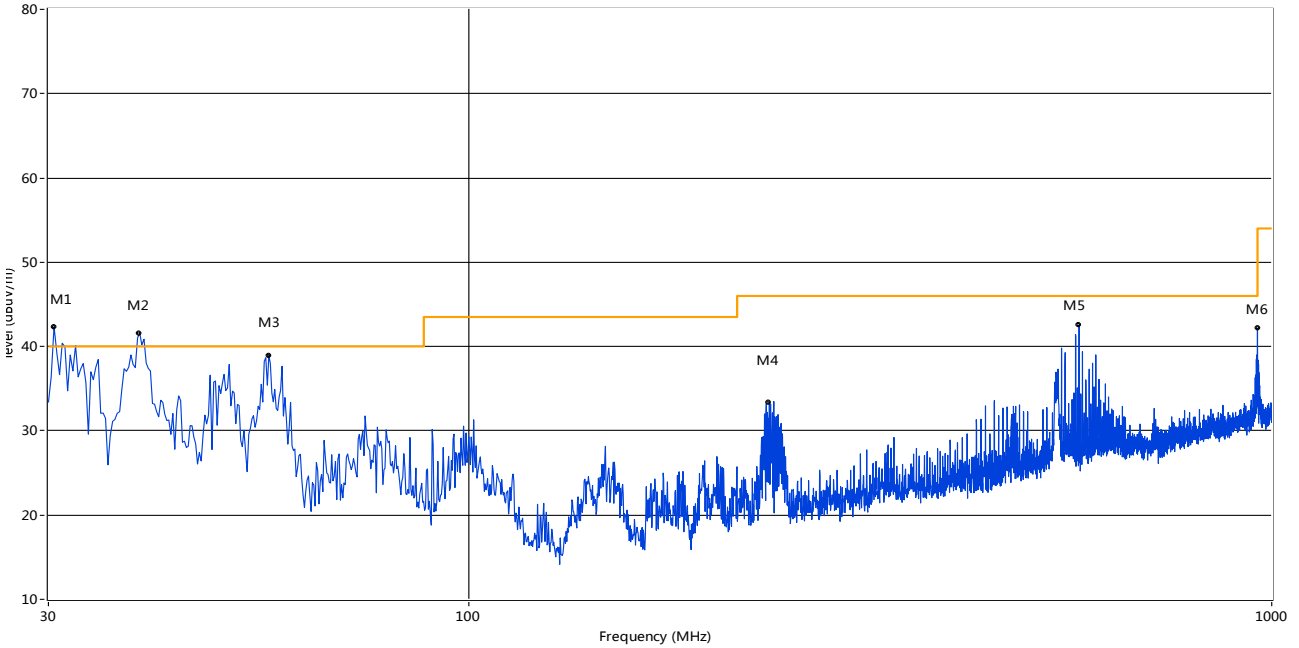
A.9 Receiver Spurious Emissions

Note: Only the worst test results were recorded in this report.

Test Data and Plots

30 MHz to 1 GHz, ANT V

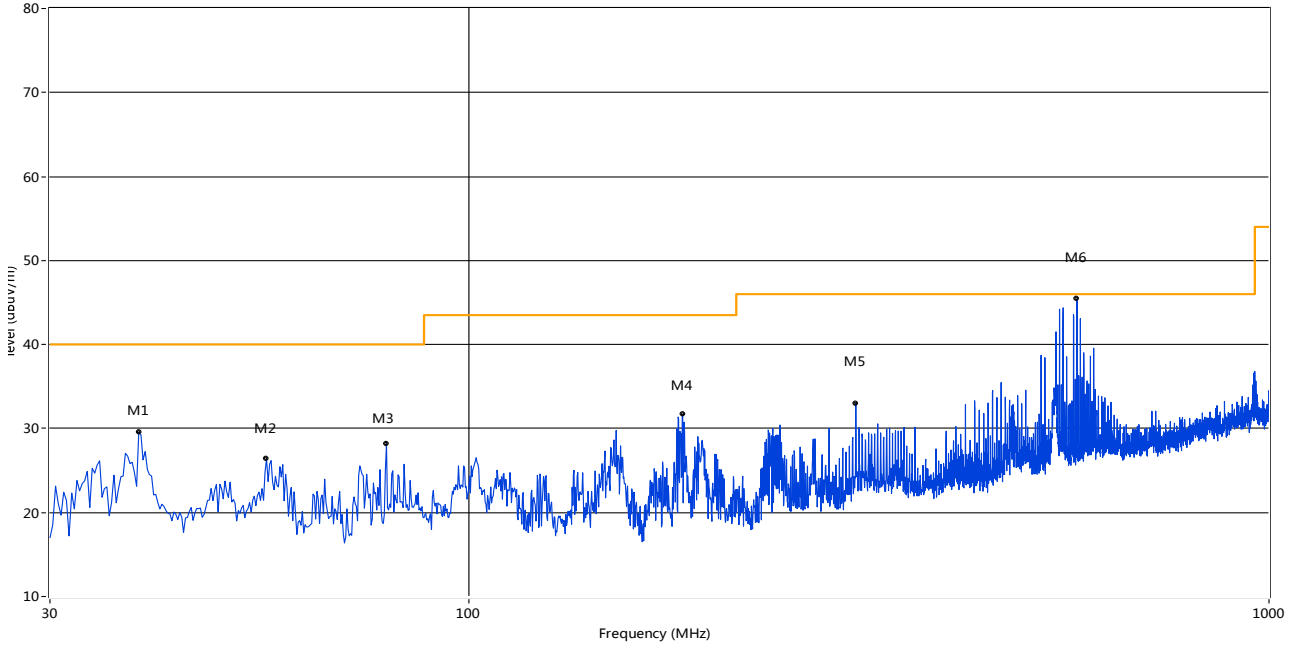
RE Test case_FCC 15C 30MHz-1GHz



No.	Frequency (MHz)	Results (dBuV/m)	Factor (dB)	Limit (dBuV/m)	Margin (dB)	Detector	Table (o)	Height (cm)	ANT	Verdict
1	30.48	42.34	-21.72	40.0	-2.34	Peak	51.00	100	Vertical	N/A
1*	30.48	37.40	-21.72	40.0	2.60	QP	51.00	100	Vertical	Pass
2	38.97	41.58	-19.96	40.0	-1.58	Peak	316.00	100	Vertical	N/A
2*	38.97	37.60	-19.96	40.0	2.40	QP	316.00	100	Vertical	Pass
3	56.43	38.94	-19.32	40.0	1.06	Peak	143.00	100	Vertical	N/A
3*	56.43	35.31	-19.32	40.0	4.69	QP	143.00	100	Vertical	Pass
4	236.80	33.37	-19.34	46.0	12.63	Peak	215.00	100	Vertical	Pass
5	575.73	42.55	-11.65	46.0	3.45	Peak	223.00	100	Vertical	Pass
6	959.75	42.11	-5.02	46.0	3.89	Peak	112.00	100	Vertical	Pass

30 MHz to 1 GHz, ANT H

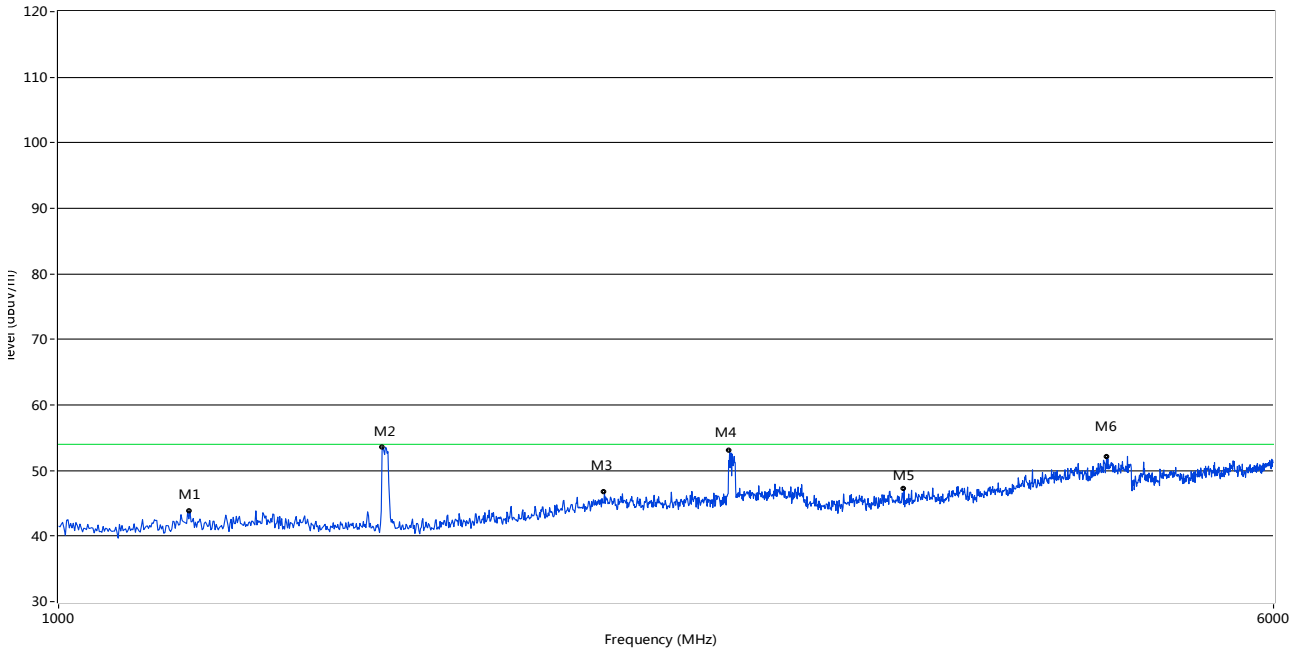
RE Test case_FCC 15C 30MHz-1GHz



No.	Frequenc y (MHz)	Results (dBuV/m)	Factor (dB)	Limit (dBuV/m)	Margin (dB)	Detec tor	Table (o)	Height (cm)	ANT	Verdic t
1	38.73	29.59	-20.05	40.0	10.41	Peak	7.30	100	Horizontal	Pass
2	55.94	26.40	-19.30	40.0	13.60	Peak	7.30	100	Horizontal	Pass
3	78.97	28.20	-24.59	40.0	11.80	Peak	16.20	100	Horizontal	Pass
4	185.16	31.67	-21.67	43.5	11.83	Peak	112.00	100	Horizontal	Pass
5	304.68	33.02	-17.49	46.0	12.98	Peak	263.70	100	Horizontal	Pass
6	575.73	45.42	-11.65	46.0	0.58	Peak	96.90	100	Horizontal	N/A
6*	575.73	43.58	-11.65	46.0	2.42	QP	96.90	100	Horizontal	Pass

1 GHz to 6 GHz, ANT V

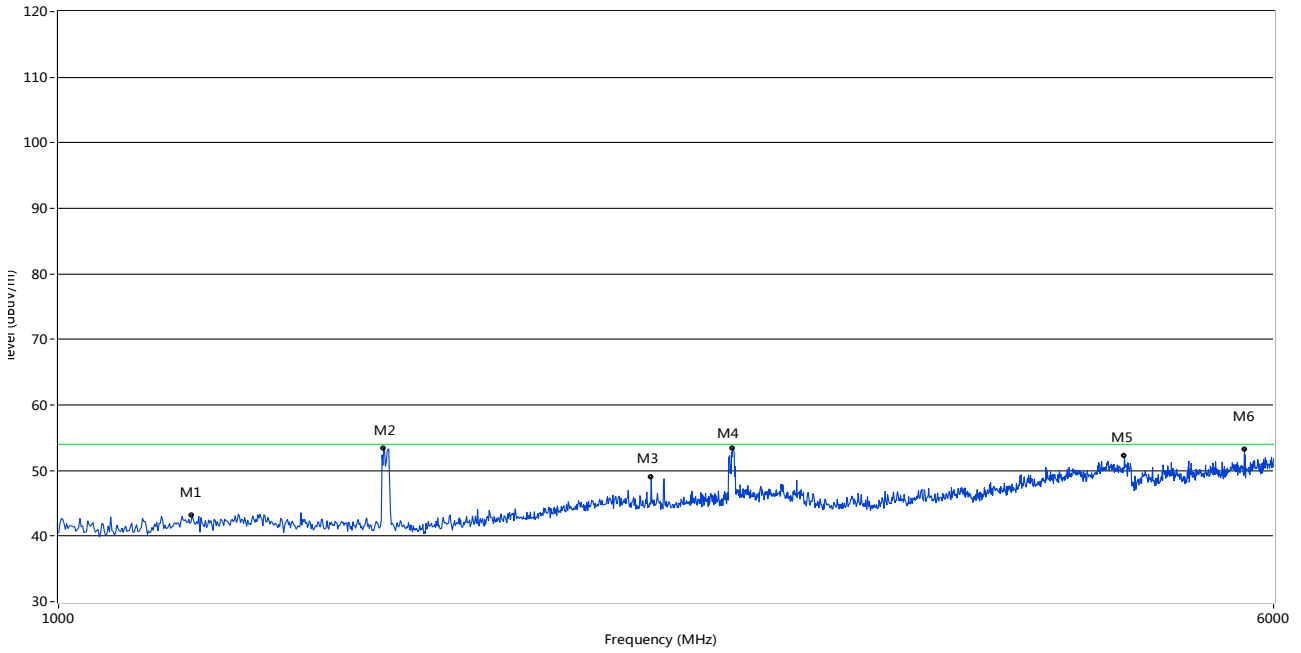
RE Test case_FCC 15C 1GHz-6GHz



No.	Frequency (MHz)	Results (dBuV/m)	Factor (dB)	Limit (dBuV/m)	Margin (dB)	Detector	Table (o)	Height (cm)	ANT	Verdict
1	1213.79	43.72	-5.12	74.0	30.28	Peak	119.00	100	Vertical	Pass
2	1613.39	53.53	-4.43	74.0	20.47	Peak	44.00	100	Vertical	Pass
3	2236.76	46.67	-0.22	74.0	27.33	Peak	355.80	100	Vertical	Pass
4	2690.31	53.00	1.35	74.0	21.00	Peak	284.00	100	Vertical	Pass
5	3479.52	47.17	9.50	74.0	26.83	Peak	1.00	100	Vertical	Pass
6	4690.31	52.04	13.22	74.0	21.96	Peak	188.60	100	Vertical	Pass

1 GHz to 6 GHz, ANT H

RE Test case_FCC 15C 1GHz-6GHz



No.	Frequency (MHz)	Results (dBuV/m)	Factor (dB)	Limit (dBuV/m)	Margin (dB)	Detector	Table (o)	Height (cm)	ANT	Verdict
1	1217.78	43.13	-5.19	74.0	30.87	Peak	5.00	100	Horizontal	Pass
2	1615.38	53.41	-4.30	74.0	20.59	Peak	304.00	100	Horizontal	Pass
3	2396.60	48.96	-0.39	74.0	25.04	Peak	186.00	100	Horizontal	Pass
4	2702.30	53.34	1.67	74.0	20.66	Peak	192.00	100	Horizontal	Pass
5	4816.18	52.27	13.91	74.0	21.73	Peak	297.00	100	Horizontal	Pass
6	5748.25	53.17	15.48	74.0	20.83	Peak	234.00	100	Horizontal	Pass

ANNEX B TEST SETUP PHOTOS

Please refer the document "BL-SZ15B0132-AR.PDF".

ANNEX C EUT EXTERNAL PHOTOS

Please refer the document "BL-SZ15B0132-AW.PDF".

ANNEX D EUT INTERNAL PHOTOS

Please refer the document "BL-SZ15B0132-AI.PDF".

--END OF REPORT--