




EXHIBIT 9B – photos internal – 3 PUSH+PEAR AND THE 10 OTHER
VERSIONS BASED ON THE SAME PCB. Permissive change.



3PUSH+PEAR PCB VERSIONS FOR 11 DIFFERNT MODELS
BACK
TO THE LEFT, WITH 6.5 MM STEREO CONTACT
MOUNTED.
TO THE RIGHT, WITH 6.5 MM STEREO CONTACT
DEPOPULATED.



3PUSH+PEAR PCB VERSIONS FOR 11 DIFFERNT MODELS
FRONT
TO THE LEFT, WITH 6.5 MM STEREO CONTACT
MOUNTED.
TO THE RIGHT, WITH 6.5 MM STEREO CONTACT
DEPOPULATED.



3PUSH+PEAR PCB VERSIONS FOR 11 DIFFERNT MODELS
SIDEVIEW.

TO THE LEFT, WITH 6.5 MM STEREO CONTACT
MOUNTED.

TO THE RIGHT, WITH 6.5 MM STEREO CONTACT
DEPOPULATED.


INSIDE VIEWS OF FRONT COVER FOR THE 11 DIFFERENT
VERSIONS. THE SAME VIEW MIGHT BE VALID FOR
SEVERAL VERSIONS.

PUSH

PUSH+PEAR / PEAR is identical but
without red push button



PUSH+PULL




3PUSH / ROOM



3PUSH+PEAR / ROOM+PEAR



PULL



KEY



WIOR

