

memorex. Bluetooth Headphones

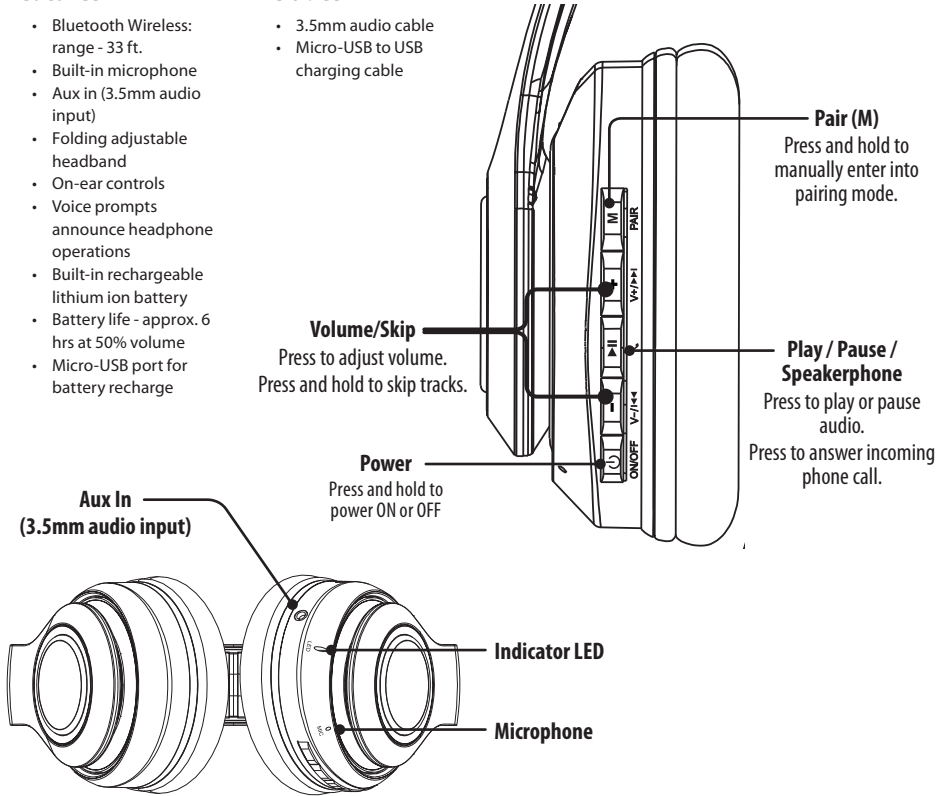
MAHB239 v2766-01

Features

- Bluetooth Wireless: range - 33 ft.
- Built-in microphone
- Aux in (3.5mm audio input)
- Folding adjustable headband
- On-ear controls
- Voice prompts announce headphone operations
- Built-in rechargeable lithium ion battery
- Battery life - approx. 6 hrs at 50% volume
- Micro-USB port for battery recharge

Includes

- 3.5mm audio cable
- Micro-USB to USB charging cable

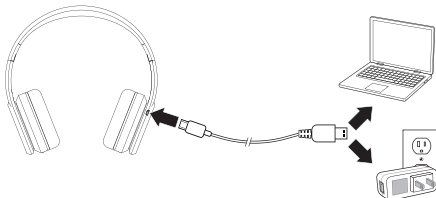


Battery Charging

Initial charge time is approximately 3 hours. Charge fully before use. The low battery indicator will flash for 3-5 minutes, then the unit will automatically power OFF.

Using a **Micro-USB to USB** cable (included), connect to the USB port of a powered on computer or USB power adaptor (not included) to charge the unit.

STATUS	INDICATOR
Power On	Flashing blue light
Charging	Solid red light
Charging Complete	Light OFF
Pairing	Flashing red / blue light
Pairing Complete	Flashing blue light






Pairing Bluetooth & Playing Audio

When first powered on, the headphones default to Bluetooth Mode, indicated by a voice prompt. All other play modes will change automatically when connected to the different audio sources.

1. Power on the headphones by pressing and holding the  button. The headphones will power ON in Bluetooth Mode and are ready to pair automatically. When pairing, remain within 3 feet of the Bluetooth device.
2. Using the controls on your Bluetooth device, select **MAHB239** in the Bluetooth Settings to pair. If need be, refer to the user's manual for your specific device for more information.
3. When successfully paired, a voice will announce, "Bluetooth is connected." Your Bluetooth device will now be heard through the headphones.
4. Use the controls on the connected Bluetooth device to select and play audio. Use the headphone controls or the connected Bluetooth device to play, pause, and adjust the volume level.
5. After initial pairing, the headphones will automatically connect to the last Bluetooth device used whenever it is in Bluetooth Mode.
Note: If your device should become unpaired or you find it is unable to connect, press & hold the **Pair** button to enter to Pairing Mode. A voice will announce, "Bluetooth is connecting" and you can connect to the headphones manually.

Speakerphone

1. To accept a call, press the  button, or use the controls on the connected phone.
2. To end a call, press the  button, or use the controls on the connected phone.
3. To re-dial the last dialed number, press the  button twice.

Aux In

Aux In mode will function even if the headphones are not powered on. To conserve battery power, keep them powered off when using Aux In.

Requires a 3.5mm audio cable (included).

1. Connect a 3.5mm audio cable to the **Aux In** on the headphones and the **audio output** on an audio device.
2. Use the controls on the connected device to select and play audio.

Contact Information

Website: www.memorex.com

Email Support: prodinfo@dpiinc.com

Email Parts: partsinfo@dpiinc.com

Phone Support: 1-888-999-4215

Warranty

For Warranty Information and the most up-to-date version of this User's Guide, go to: www.memorex.com

Copyright © 2021 Digital Products International (DPI, Inc.). All other trademarks appearing herein are the property of their respective owners.

Specifications are subject to change without notice.

FCC Warnings

WARNING: Changes or modifications to this unit not expressly approved by the party responsible for compliance could void the user's authority to operate the equipment.

NOTE: This equipment has been tested and found to comply with the limits for a Class B digital device, pursuant to Part 15 of the FCC Rules. These limits are designed to provide reasonable protection against harmful interference in a residential installation. This equipment generates, uses, and can radiate radio frequency energy and, if not installed and used in accordance with the instructions, may cause harmful interference to radio communications. However, there is no guarantee that interference will not occur in a particular installation. If this equipment does cause harmful interference to radio or television reception, which can be determined by turning the equipment off and on, the user is encouraged to try to correct the interference by one or more of the following measures:

- Reorient or relocate the receiving antenna.
- Increase the separation between the equipment and receiver.
- Connect the equipment into an outlet on a circuit different from that to which the receiver is connected.
- Consult the dealer or an experienced radio/TV technician for help.

This device complies with part 15 of the FCC rules. Operation is subject to the following two conditions: (1) this device may not cause harmful interference, and (2) this device must accept any interference received, including interference that may cause undesired operation.

Radiation Exposure Statement

The device has been evaluated to meet general RF exposure requirement. The device can be used in portable exposure condition without restriction.

Additional Warnings

- **WARNING:** To prevent fire or shock hazards, do not expose this unit to rain or moisture.
- **WARNING :** Where the mains plug or appliance coupler is used as the disconnect device, such disconnect device shall remain readily operable.
- Lithium batteries, like all rechargeable batteries, are recyclable and should be recycled or disposed of according to state and local guidelines. They should never be disposed of in normal household waste, and they should never be incinerated, as they might explode. Contact your local government for disposal or recycling practices in your area.
- This product meets and complies with all Federal regulations.
- **To avoid hearing damage**, make sure that the volume on your music player is turned down before connecting your headphones. After placing headphones in/on your ears, gradually turn up the volume until you reach a comfortable listening level.



WARNING : This product can expose you to chemicals including lead, which is known to the State of California to cause cancer and birth defects or other reproductive harm. For more information go to www.P65Warnings.ca.gov.

This product meets and complies with required Federal product guidelines.