

Annex 2: Internal photographs to  
**PARTIAL TEST REPORT**  
 No.: 17-1-0221001T23a







According to:  
**FCC Regulations**  
 Part 15.205 & Part 15.209  
 Part 15.247

**ISED-Regulations**  
 RSS-Gen, Issue 5  
 RSS-247, Issue 2

for

Actia Nordic AB  
 Telematic Device  
 ACUII-06

**FCC ID: 2AGKKACUII-06H2**  
**ISED: 20839-ACUII06H2**

Laboratory Accreditation and Listings		
 <p>Accredited EMC-Test Laboratory</p>	 <p>Industry Canada            Reg. No.: 3462D-1            Reg. No.: 3462D-2            Reg. No.: 3462D-3</p>	 <p>Voluntary Controls for Electromagnetic Emissions            Reg. No.:            R-4452, C-20009,            T-20006, G-20013</p>
 <p>AUTHORIZED            RF LABORATORY</p>	 <p>Lab Code: 20011130-00</p>	 <p>MRA US-EU 0003</p>
accredited according to DIN EN ISO/IEC 17025		
<p align="center"><b>CETECOM GmbH</b>            Laboratory Radio Communications &amp; Electromagnetic Compatibility            Im Teelbruch 116 • 45219 Essen • Germany            Registered in Essen, Germany, Reg. No.: HRB Essen 8984            Tel.: + 49 (0) 20 54 / 95 19-954 • Fax: + 49 (0) 20 54 / 95 19-964            E-mail: info@cetecom.com • Internet: www.cetecom.com</p>		

## **Table of contents**

<b>1. EUTS INTERNAL PHOTOGRAPHS .....</b>	<b>3</b>
1.1. EUT .....	3

## 1. EUTs Internal photographs

### 1.1. EUT



Figure 1: EUT top view

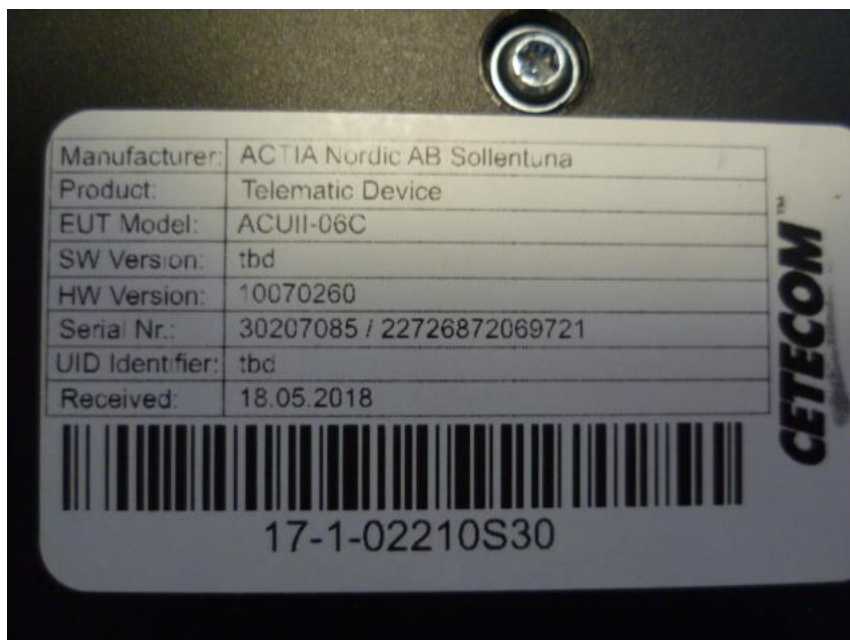


Figure 2: EUT Cetecom Sticker



Figure 3: EUT Actia Sticker




Figure 4: EUT Battery




Figure 5: Battery top view




Figure 6: battery bottom side view




**Figure 7: Battery overall view**




**Figure 8: EUT disassembled**




**Figure 9: EUT conducted pigtail**



**Figure 10: EUT pcb top view**



**Figure 11: EUT pcb bottom view**



**Figure 12: EUT pcb side view**





Figure 13: Cellular chipset



Figure 14: Wifi chipset