

Annex 3: External photographs to
PARTIAL TEST REPORT
 No.: 17-1-02210001T23a

According to:
FCC Regulations
 Part 15.205 & Part 15.209
 Part 15.247

ISED-Regulations
 RSS-Gen, Issue 5
 RSS-247, Issue 2

for

Actia Nordic AB
 Telematic Device
 ACUII-06

FCC ID: 2AGKKACUII-06H2
ISED: 20839-ACUII06H2







Laboratory Accreditation and Listings		
 <p>Accredited EMC-Test Laboratory</p>	 <p>Industry Canada Reg. No.: 3462D-1 Reg. No.: 3462D-2 Reg. No.: 3462D-3</p>	 <p>Voluntary Controls for Electromagnetic Emissions Reg. No.: R-4452, C-20009, T-20006, G-20013</p>
 <p>AUTHORIZED RF LABORATORY</p>	 <p>Lab Code: 20011130-00</p>	 <p>MRA US-EU 0003</p>
accredited according to DIN EN ISO/IEC 17025		
<p align="center">CETECOM GmbH Laboratory Radio Communications & Electromagnetic Compatibility Im Teelbruch 116 • 45219 Essen • Germany Registered in Essen, Germany, Reg. No.: HRB Essen 8984 Tel.: + 49 (0) 20 54 / 95 19-954 • Fax: + 49 (0) 20 54 / 95 19-964 E-mail: info@cetecom.com • Internet: www.cetecom.com</p>		

Table of contents

1. EXTERNAL PHOTOGRAPHS.....	3
1.1. EUT	3
1.2. Antenna.....	6
1.3. Accessoire.....	9

1. External photographs

1.1. EUT



Figure 1: EUT top side view

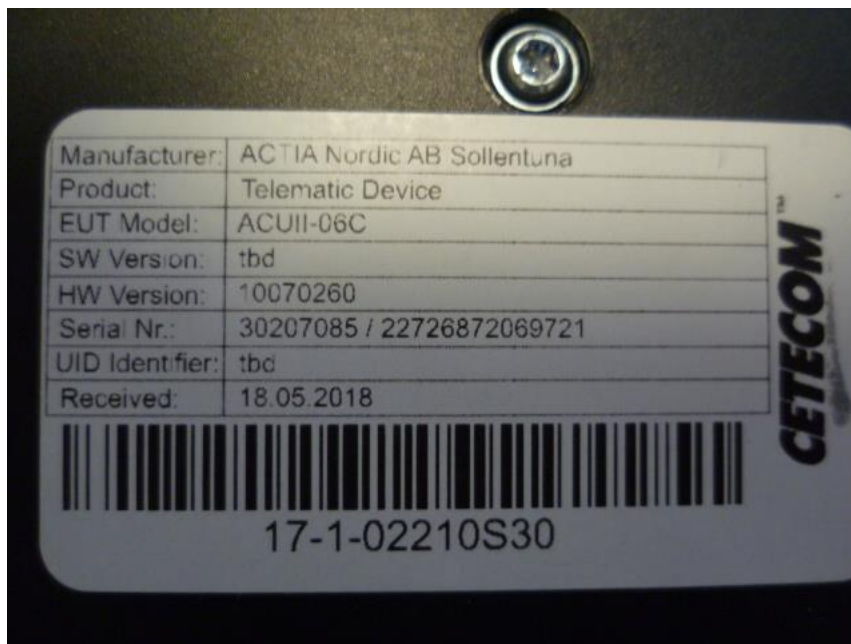


Figure 2: EUT Cetecom Sticker



Figure 3: EUT Actia Sticker




Figure 4: EUT bottom view



Figure 5: EUT (radiated sample) side view




Figure 6: EUT (conducted sample) side view

1.2. Antenna




Figure 7: Antenna side view




Figure 8: Antenna side view



Figure 9: Antenna bottom view

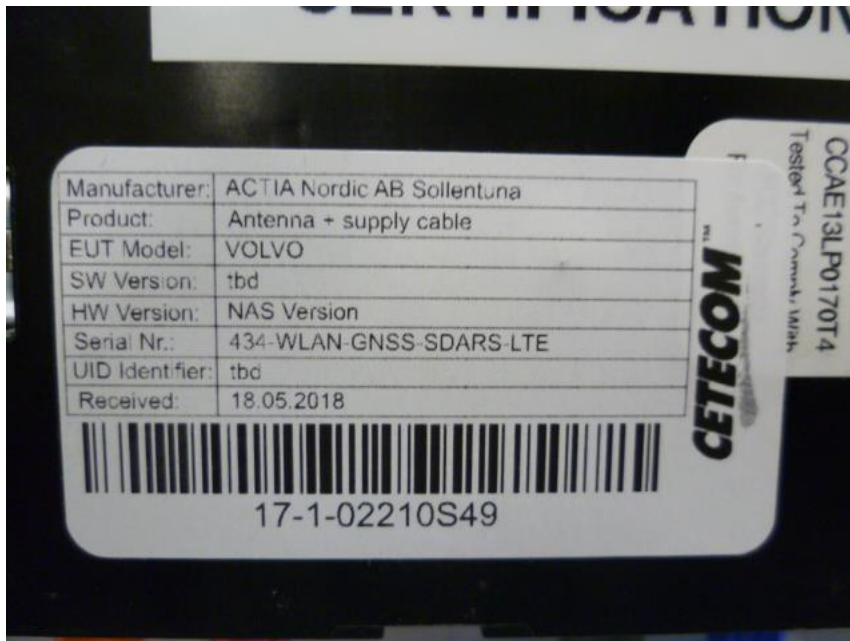


Figure 10: Antenna Cetecom Sticker




Figure 11: Antenna Actia Sticker




Figure 12: Antenna Inside

1.3. Accessoire




Figure 13: Connection Cable




Figure 14: Connection Cable with Simcard Holder



Figure 15: LAN Cable



Figure 16: FACRA Termination



Figure 17: FACRA Adapter




Figure 18: RF Cable Harness




Figure 19: FACRA Adapter




Figure 20: Antenna Power Cable



Figure 21: Simcard Reader