

Annex 2: External photographs of EUT to  
**TEST REPORT**  
 No.: 6-0668-15-3-13a/b/c/d/e

According to:  
**FCC Regulations**  
 Part 15.109 Class B, Part 15.209  
 Part 15.247, Part 22/24/27







**IC-Regulations**  
 RSS-Gen, Issue 4, RSS-247, Issue 1  
 RSS-132, RSS-133, RSS-130, RSS-139

for

**ACTIA Nordic AB**

Telematic unit for automotive use:  
**ACUII-06 LTE US**

**FCC-ID:** 2AGKKACUII-06  
**IC:** 20839-ACUII06  
**PMN:** ACUII-06  
**HVIN:** ACUII-06

Laboratory Accreditation and Listings			
 <b>DAKkS</b> Deutsche Akkreditierungsstelle D-PL-12047-01-01	 FEDERAL COMMUNICATIONS COMMISSION <b>FCC</b> USA MRA US-EU 0003	 Industry Canada Reg. No.: 3462D-1 Reg. No.: 3462D-2 Reg. No.: 3462D-3	 Voluntary Controls for Electromagnetic Emissions Reg. No.: R-2666 C-2914, T-1967, G-301
 <b>WiFi</b> ALLIANCE AUTHORIZED RF LABORATORY	 <b>ctia</b> Authorized <sup>TM</sup> Test Lab Lab Code: 20011130-00		
accredited according to DIN EN ISO/IEC 17025			
<p align="center"><b>CETECOM GmbH</b>            Laboratory Radio Communications &amp; Electromagnetic Compatibility            Im Teelbruch 116 • 45219 Essen • Germany            Registered in Essen, Germany, Reg. No.: HRB Essen 8984            Tel.: + 49 (0) 20 54 / 95 19-954 • Fax: + 49 (0) 20 54 / 95 19-964            E-mail: info@cetecom.com • Internet: www.cetecom.com</p>			

## **Table of contents**

<b>1. EXTERNAL PHOTOGRAPHS OF EUT:</b> .....	<b>3</b>
1.1. EUT and Aux. Equipment Photographs.....	3

## 1. External photographs of EUT:


### 1.1. EUT and Aux. Equipment Photographs



Photograph 1: Equipment under test (EUT A, front side)



Photograph 2: Equipment under test (EUT A, under side)



**Photograph 3:** Equipment under test (EUT A, under side) – battery compartment open




**Photograph 4:** Equipment under test (EUT A, left side)




**Photograph 5:** Equipment under test (EUT A, right side)




**Photograph 6:** Equipment under test (EUT A, under side)



Photograph 7: Equipment under test (EUT C, overview)




Photograph 8: Equipment under test (EUT C, under side)




**Photograph 9:** Equipment under test (EUT C, rear view)



**Photograph 10:** Equipment under test (EUT A + EUT B)




**Photograph 11:** Auxiliary Equipment under test (AE 1)




**Photograph 12:** External SIM card holder (AE 2)






**Photograph 13:** 2 Button – SOS device (AE 3)




**Photograph 14:** Auxiliary Equipment under test (AE 4)




**Photograph 15:** Auxiliary Equipment under test (AE 5)




**Photograph 16:** Antenna power supply cable(AE 6)




**Photograph 17:** RF-cables (AE 7 to AE10)



**Photograph 18:** IHU Termination (AE 11)



**Photograph 19:** Terminations (AE 13 to AE16)



**Photograph 20:** Auxiliary Equipment under test (AE 17)