

Annex 1: Measurement diagrams to Test Report 18-1-0097201T23a-C01-A1



Number of pages:	36	Date of Report:	2021-Sep-08
Testing company:	CETECOM GmbH Im Teelbruch 116 45219 Essen Germany Tel. + 49 (0) 20 54 / 95 19-0 Fax: + 49 (0) 20 54 / 95 19-150	Applicant:	ACTIA Nordic AB
Test Object / Tested Device(s):	103360002, Telematics Device		
Listing FCC ID:	2AGKK103360002	ISED:	20839-103360002
Testing has been carried out in accordance with:	Title 47 CFR, Chapter I FCC Regulations, Subchapter A Subpart C: §15.247 (DTS) , RSS-247, Issue 2 (DTS) RSS-Gen., Issue 5 Deviations, modifications or clarifications (if any) to above mentioned documents are written in each section under "Test method and limit".		

Table of Contents

1	Measurement diagrams.....	3
1.1	Conducted	3
1.2	Radiated	7

1 Measurement diagrams

1.1 Conducted

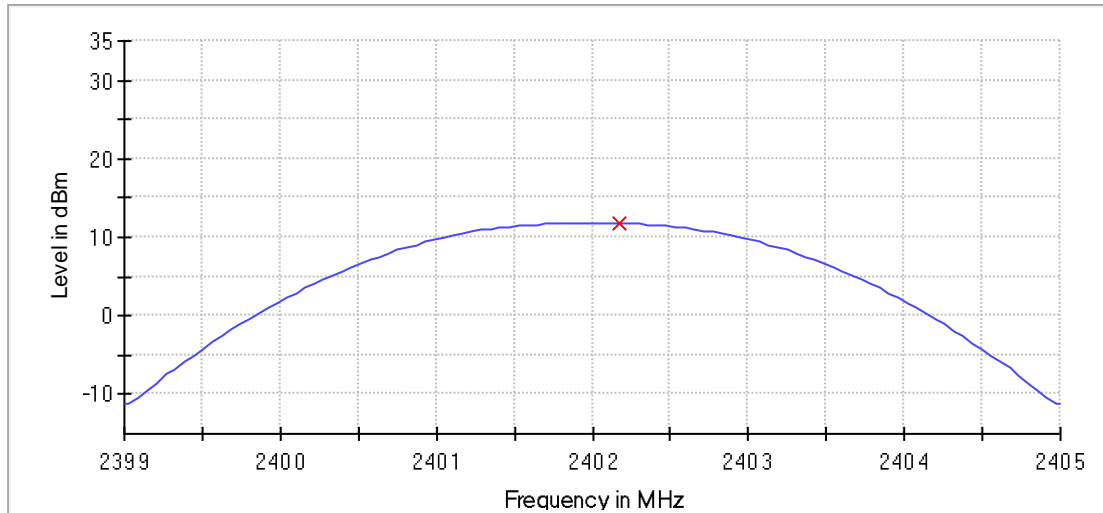
Summary

Mode	Channel	f _c [MHz]	Max Peak Power [dBm]	Internal loss (dBm)	Max conducted Power [dBm]	Temperature [°C]	Result
DH1	1	2402	11.7	0.31	12.01	23	PASS
	39	2441	12.0	0.31	12.31	23	PASS
	79	2480	11.7	0.31	12.01	23	PASS
2 – DH1	1	2402	9.5	0.31	9.81	23	PASS
	39	2441	10.2	0.31	10.51	23	PASS
	79	2480	9.9	0.31	10.21	23	PASS
3 – DH1	1	2402	9.9	0.31	10.21	23	PASS
	39	2441	10.5	0.31	10.81	23	PASS
	79	2480	10.3	0.31	10.61	23	PASS

Peak output power (Sweep) (2402 MHz; DH1 (20 dBm); 1 MHz)

Result

DUT Frequency (MHz)	Peak Power (dBm)	Limit Max (dBm)	Result
2402.000000	11.7	30.0	PASS



— Connector 1 × Peak Connector 1

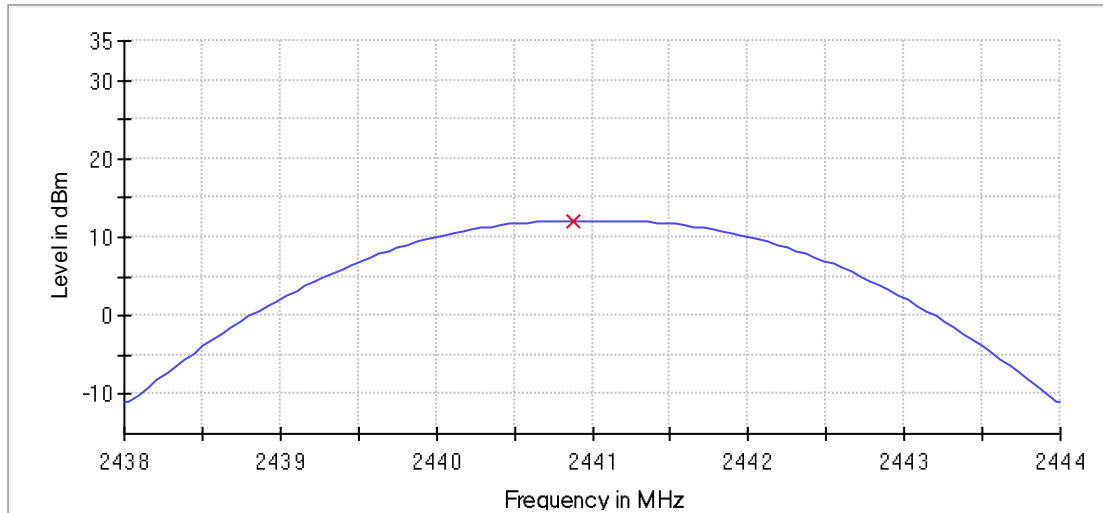
Measurement

Setting	Instrument Value	Target Value
Start Frequency	2.39900 GHz	2.39900 GHz
Stop Frequency	2.40500 GHz	2.40500 GHz
Span	6.000 MHz	6.000 MHz
RBW	2.000 MHz	>= 1.000 MHz
VBW	10.000 MHz	>= 6.000 MHz
SweepPoints	101	~ 101
SweepTime	1.000 ms	AUTO
Reference Level	20.000 dBm	20.000 dBm
Attenuation	30.000 dB	AUTO
Detector	MaxPeak	MaxPeak
SweepCount	100	100
Filter	3 dB	3 dB
Trace Mode	Max Hold	Max Hold
Sweeptype	Sweep	AUTO
Preamp	off	off
Stablemode	Trace	Trace
Stablevalue	0.50 dB	0.50 dB
Run	4 / max. 150	max. 150
Stable	3 / 3	3
Max Stable Difference	0.07 dB	0.50 dB

Peak output power (Sweep) (2441 MHz; DH1 (20 dBm); 1 MHz)

Result

DUT Frequency (MHz)	Peak Power (dBm)	Limit Max (dBm)	Result
2441.000000	12.0	30.0	PASS



— Connector 1 × Peak Connector 1

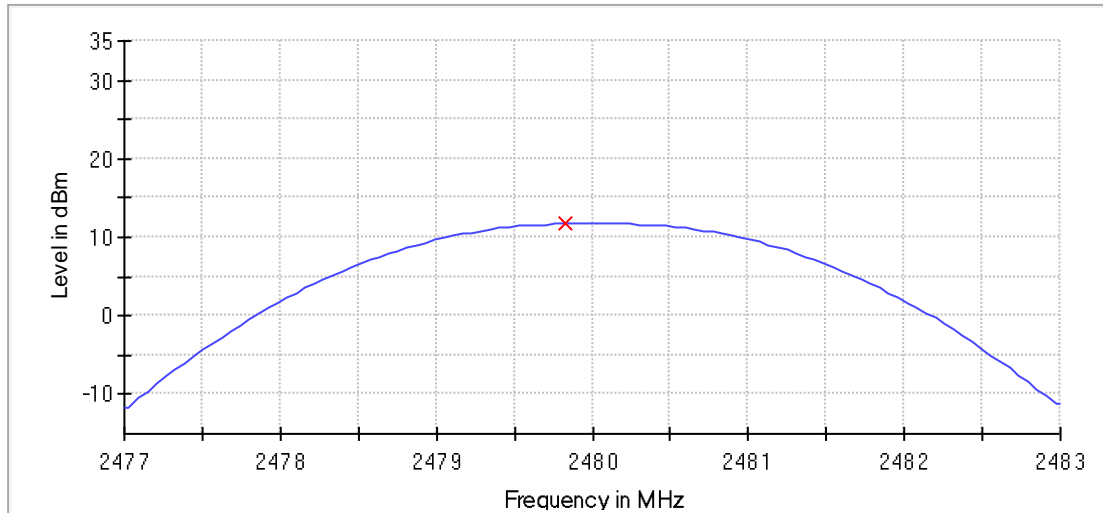
Measurement

Setting	Instrument Value	Target Value
Start Frequency	2.43800 GHz	2.43800 GHz
Stop Frequency	2.44400 GHz	2.44400 GHz
Span	6.000 MHz	6.000 MHz
RBW	2.000 MHz	>= 1.000 MHz
VBW	10.000 MHz	>= 6.000 MHz
SweepPoints	101	~ 101
SweepTime	1.000 ms	AUTO
Reference Level	20.000 dBm	20.000 dBm
Attenuation	30.000 dB	AUTO
Detector	MaxPeak	MaxPeak
SweepCount	100	100
Filter	3 dB	3 dB
Trace Mode	Max Hold	Max Hold
Sweeptype	Sweep	AUTO
Preamp	off	off
Stablemode	Trace	Trace
Stablevalue	0.50 dB	0.50 dB
Run	4 / max. 150	max. 150
Stable	3 / 3	3
Max Stable Difference	0.05 dB	0.50 dB

Peak output power (Sweep) (2480 MHz; DH1 (20 dBm); 1 MHz)

Result

DUT Frequency (MHz)	Peak Power (dBm)	Limit Max (dBm)	Result
2480.000000	11.7	30.0	PASS



— Connector 1 × Peak Connector 1

Measurement

Setting	Instrument Value	Target Value
Start Frequency	2.47700 GHz	2.47700 GHz
Stop Frequency	2.48300 GHz	2.48300 GHz
Span	6.000 MHz	6.000 MHz
RBW	2.000 MHz	>= 1.000 MHz
VBW	10.000 MHz	>= 6.000 MHz
SweepPoints	101	~ 101
SweepTime	1.000 ms	AUTO
Reference Level	20.000 dBm	20.000 dBm
Attenuation	30.000 dB	AUTO
Detector	MaxPeak	MaxPeak
SweepCount	100	100
Filter	3 dB	3 dB
Trace Mode	Max Hold	Max Hold
Sweeptype	Sweep	AUTO
Preamp	off	off
Stablemode	Trace	Trace
Stablevalue	0.50 dB	0.50 dB
Run	4 / max. 150	max. 150
Stable	3 / 3	3
Max Stable Difference	0.02 dB	0.50 dB

1.2 Radiated

2.01a_BT_BR_ch39

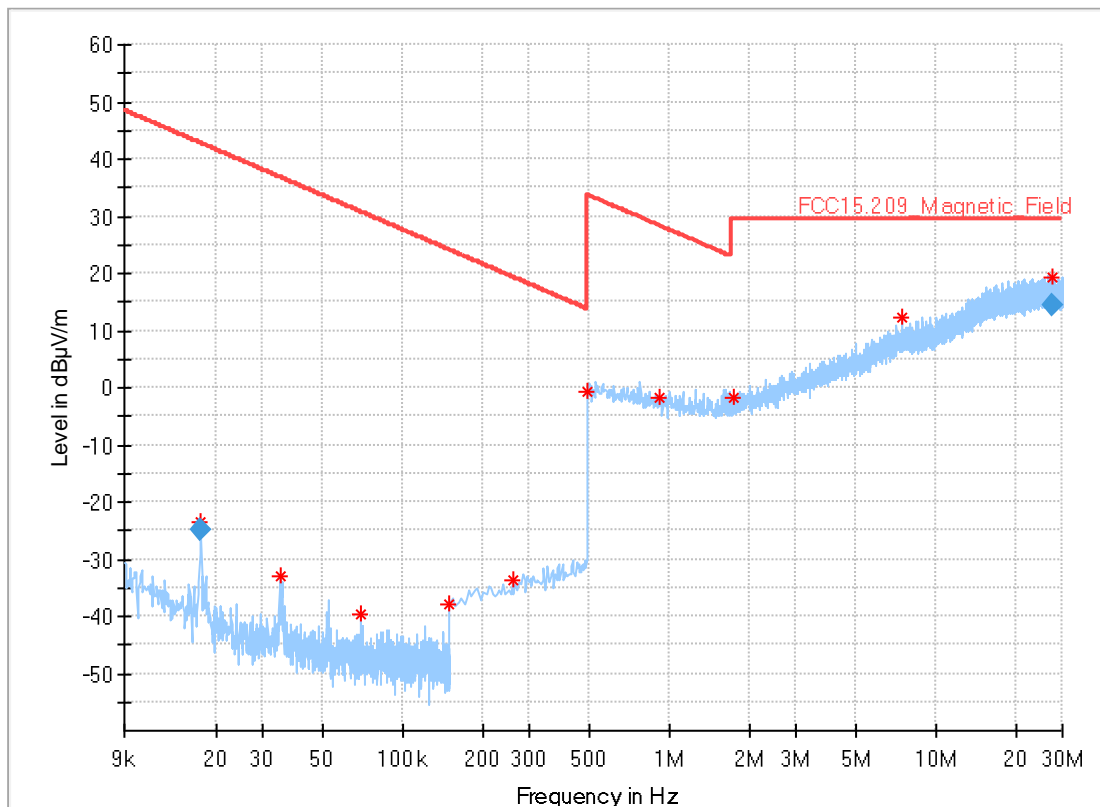
Common Information

Test description:	Magnetic Field Strength Measurement related to 30/300 m distance
Test Site Location:	Ref.-Nr. 441 Semi Anechoic Room (SAR) with 3 m measurement distance
Version of Testsoftware:	EMC32 V9.25.0
Distance correction:	used accord. table, pls. see test report
Technical Data:	Please see page 2 for detailed data of measurement setup
Rec. antenna (pre-scan):	height 1.00 m, parallel and 90° to EUT polarisation
Used filter:	bypass
Test Standard:	FCC 15.205 § 15.209; RSS-Gen: Issue 5
Operator:	mkh
Operating Mode:	BT BR DH1 ch39 laying
Environmental Conditions:	Humidity : 44%rH; Temperature: 22°C
Verdict:	Passed

EUT Information

PMT number:	18-1-00972S20
Manufacturer:	ACTIA Nordic AB

Full Spectrum



Final Result

Frequency (MHz)	QuasiPeak (dB μ V/m)	Limit (dB μ V/m)	Margin (dB)	Bandwidth (kHz)	Pol	Azimuth (deg)	Corr. (dB)	Comment
0.017380	-24.82	42.80	67.61	0.200	V	295.0	-59.5	19:50:14 - 19.01.2020
27.403800	14.30	29.54	15.24	9.000	V	312.0	1.8	19:55:21 - 19.01.2020

Critical Freqs

Frequency (MHz)	MaxPeak (dB μ V/m)	Limit (dB μ V/m)	Margin (dB)	Meas. Time (ms)	Bandwidth (kHz)	Pol	Azimuth (deg)	Corr. (dB)	Comment
0.017380	-23.42	42.79	66.20	---	---	V	296.0	-59.5	19:50:00 - 19.01.2020
0.034520	-33.14	36.84	69.98	---	---	V	215.0	-60.3	09:15:16 - 20.01.2020
0.069960	-39.75	30.70	70.45	---	---	V	125.0	-60.5	09:15:31 - 20.01.2020
0.150000	-37.83	24.08	61.91	---	---	H	215.0	-60.6	09:15:08 - 20.01.2020
0.258000	-33.69	19.37	53.06	---	---	H	215.0	-56.5	09:16:12 - 20.01.2020
0.494000	-0.83	33.73	34.56	---	---	V	35.0	-20.7	09:15:12 - 20.01.2020
0.922000	-1.64	28.32	29.96	---	---	H	125.0	-20.7	09:16:15 - 20.01.2020
1.750000	-1.80	29.54	31.34	---	---	H	215.0	-19.8	09:15:21 - 20.01.2020
7.450000	12.17	29.54	17.37	---	---	H	215.0	-7.5	09:15:24 - 20.01.2020
27.403800	19.24	29.54	10.30	---	---	V	313.0	1.8	19:54:54 - 19.01.2020

2.01b_BT_BR_ch39

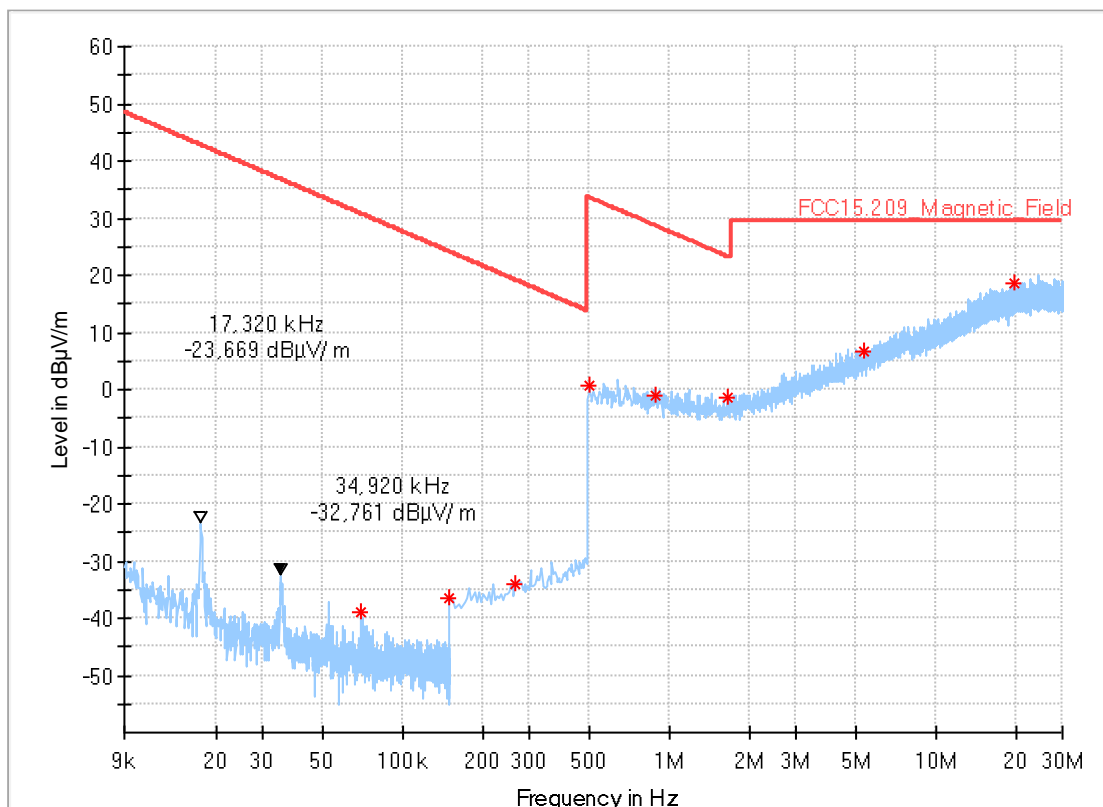
Common Information

Test description:	Magnetic Field Strength Measurement related to 30/300 m distance
Test Site Location:	Ref.-Nr. 441 Semi Anechoic Room (SAR) with 3 m measurement distance
Version of Testsoftware:	EMC32 V9.25.0
Distance correction:	used accord. table, pls. see test report
Technical Data:	Please see page 2 for detailed data of measurement setup
Rec. antenna (pre-scan):	height 1.00 m, parallel and 90° to EUT polarisation
Used filter:	bypass
Test Standard:	FCC 15.205 § 15.209; RSS-Gen: Issue 5
Operator:	mkh
Operating Mode:	BT BR DH1 ch39 standing
Environmental Conditions:	Humidity : 44%rH; Temperature: 22°C
Verdict:	Passed

EUT Information

PMT number:	18-1-00972S20
Manufacturer:	ACTIA Nordic AB

Full Spectrum



Critical_Freqs

Frequency (MHz)	MaxPeak (dB μ V/m)	Limit (dB μ V/m)	Margin (dB)	Meas. Time (ms)	Bandwidth (kHz)	Pol	Azimuth (deg)	Corr. (dB)	Comment
0.069960	-38.86	30.70	69.57	---	---	V	215.0	-60.5	09:21:05 - 20.01.2020
0.150000	-36.38	24.08	60.46	---	---	V	305.0	-60.6	09:21:07 - 20.01.2020
0.266000	-34.09	19.10	53.19	---	---	V	305.0	-56.2	09:21:10 - 20.01.2020
0.502000	0.57	33.59	33.02	---	---	H	305.0	-20.7	09:21:13 - 20.01.2020
0.890000	-1.07	28.63	29.70	---	---	V	305.0	-20.7	09:21:29 - 20.01.2020
1.670000	-1.57	23.18	24.75	---	---	V	35.0	-20.1	09:21:15 - 20.01.2020
5.386000	6.64	29.54	22.90	---	---	H	305.0	-10.3	09:21:17 - 20.01.2020
19.850000	18.45	29.54	11.09	---	---	H	215.0	0.9	09:21:19 - 20.01.2020

3.01a_BT_BR_ch39

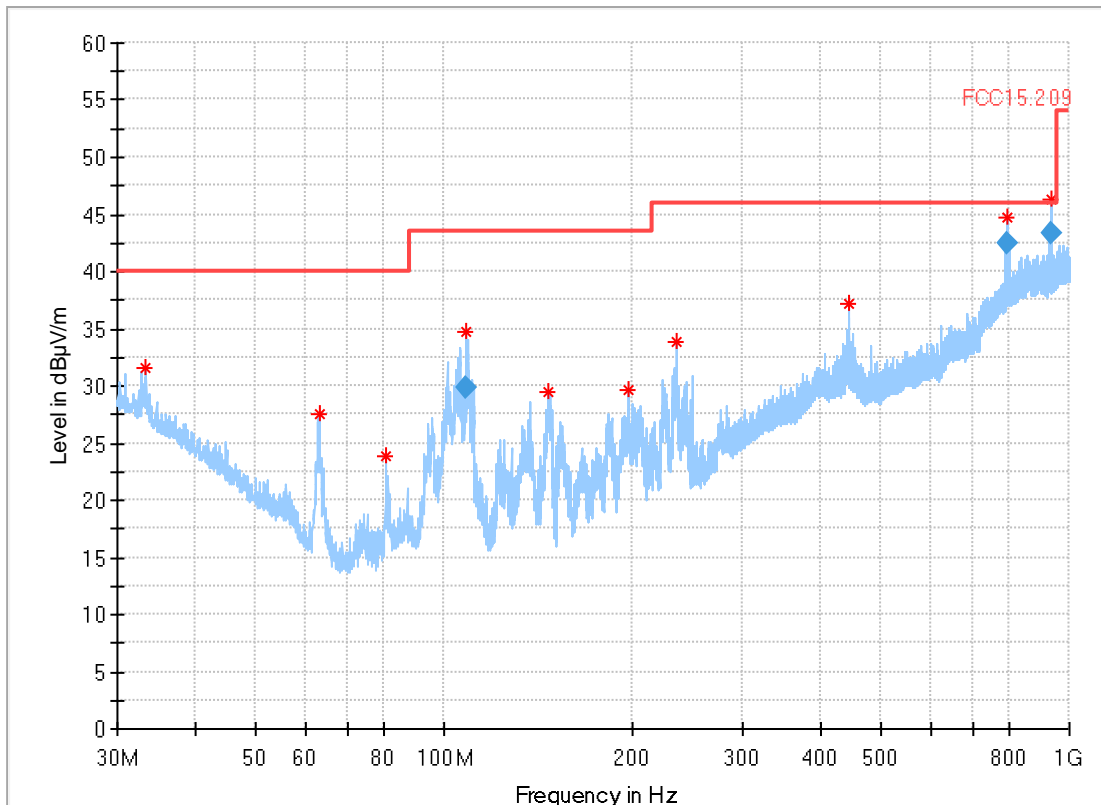
Common Information

Test description:	Electric Field Strength Measurement
Test Site Location:	Ref.-Nr. 441 Semi Anechoic Room (SAR) with 3 m measurement distance
Version of Testsoftware:	EMC32 V9.25.0
Distance correction:	not used
Used filter:	not used
Technical Data:	please see page 2 for detailed data of measurement setup
Test Standard.:	FCC 15.209; RSS-Gen: Issue 5
Operator:	mkh
Operating Mode:	BT BR DH1 ch39 laying
Environmental Conditions:	Humidity : 40%rH; Temperature: 20°C
Verdict:	Passed

EUT Information

PMT number:	18-1-00972S20
Manufacturer:	ACTIA Nordic AB

Full Spectrum



Remark: The peaks at 794.78 MHz and 933.42 MHz are known external disturbances and does not comes from the EUT.

Final_Result

Frequency (MHz)	QuasiPeak (dB μ V/m)	Limit (dB μ V/m)	Margin (dB)	Bandwidth (kHz)	Height (cm)	Pol	Azimuth (deg)	Corr. (dB)
108.632000	29.89	43.50	13.61	120.000	142.0	V	263.0	8.2
794.784000	42.37	46.00	3.63	120.000	360.0	V	157.0	25.2
933.420000	43.29	46.00	2.71	120.000	218.0	V	298.0	26.9

Critical_Freqs

Frequency (MHz)	MaxPeak (dB μ V/m)	Limit (dB μ V/m)	Margin (dB)	Meas. Time (ms)	Bandwidth (kHz)	Height (cm)	Pol	Azimuth (deg)	Corr. (dB)
33.360000	31.65	40.00	8.35	---	---	182.0	H	270.0	20.0
63.280000	27.46	40.00	12.54	---	---	105.0	V	90.0	7.8
80.840000	23.86	40.00	16.14	---	---	182.0	H	180.0	7.1
108.632000	34.75	43.50	8.75	---	---	142.0	V	263.0	8.2
146.800000	29.44	43.50	14.06	---	---	182.0	H	90.0	8.6
197.080000	29.73	43.50	13.77	---	---	182.0	H	270.0	11.4
235.200000	33.80	46.00	12.20	---	---	105.0	H	270.0	13.1
445.240000	37.19	46.00	8.81	---	---	182.0	H	180.0	19.4
794.784000	44.65	46.00	1.35	---	---	357.0	V	157.0	25.2
933.420000	46.34	46.00	-0.34	---	---	218.0	V	299.0	26.9

3.01b_BT_BR_ch39

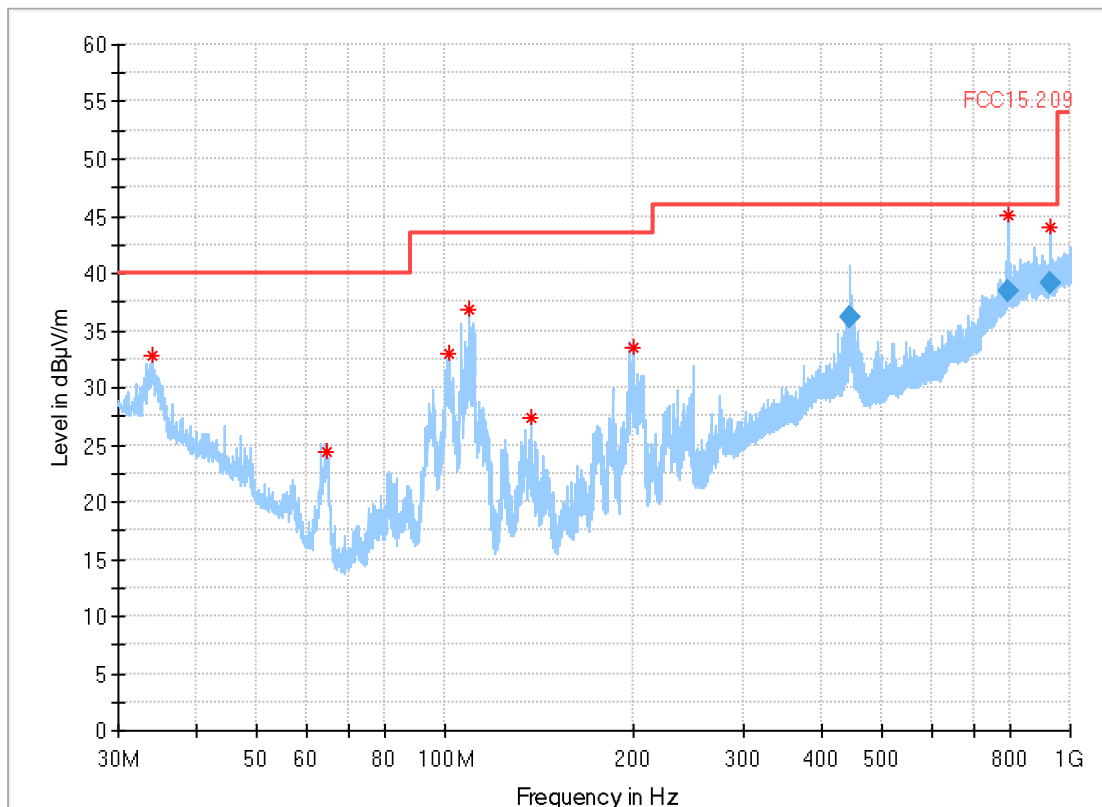
Common Information

Test description:	Electric Field Strength Measurement
Test Site Location:	Ref.-Nr. 441 Semi Anechoic Room (SAR) with 3 m measurement distance
Version of Testsoftware:	EMC32 V9.25.0
Distance correction:	not used
Used filter:	not used
Technical Data:	please see page 2 for detailed data of measurement setup
Test Standard.:	FCC 15.209; RSS-Gen: Issue 5
Operator:	mkh
Operating Mode:	BT BR DH1 ch39 standing
Environmental Conditions:	Humidity : 40%rH; Temperature: 20°C
Verdict:	Passed

EUT Information

PMT number:	18-1-00972S20
Manufacturer:	ACTIA Nordic AB

Full Spectrum



Remark: The peaks at 794.78 MHz and 933.42 MHz are known external disturbances and does not comes from the EUT.

Final_Result

Frequency (MHz)	QuasiPeak (dB μ V/m)	Limit (dB μ V/m)	Margin (dB)	Bandwidth (kHz)	Height (cm)	Pol	Azimuth (deg)	Corr. (dB)
445.340000	36.06	46.00	9.94	120.000	196.0	H	195.0	19.4
795.864000	38.49	46.00	7.51	120.000	360.0	V	52.0	25.2
928.400000	39.04	46.00	6.96	120.000	227.0	H	68.0	27.0

Critical_Freqs

Frequency (MHz)	MaxPeak (dB μ V/m)	Limit (dB μ V/m)	Margin (dB)	Meas. Time (ms)	Bandwidth (kHz)	Height (cm)	Pol	Azimuth (deg)	Corr. (dB)
34.080000	32.86	40.00	7.14	---	---	182.0	H	270.0	19.6
64.600000	24.36	40.00	15.64	---	---	105.0	V	0.0	7.4
101.480000	32.92	43.50	10.58	---	---	105.0	V	270.0	8.1
109.440000	36.78	43.50	6.72	---	---	105.0	V	270.0	8.2
137.280000	27.46	43.50	16.04	---	---	105.0	V	180.0	9.4
199.960000	33.46	43.50	10.04	---	---	105.0	H	180.0	11.3
795.864000	45.16	46.00	0.84	---	---	360.0	V	53.0	25.2
928.400000	44.07	46.00	1.93	---	---	227.0	H	69.0	27.0

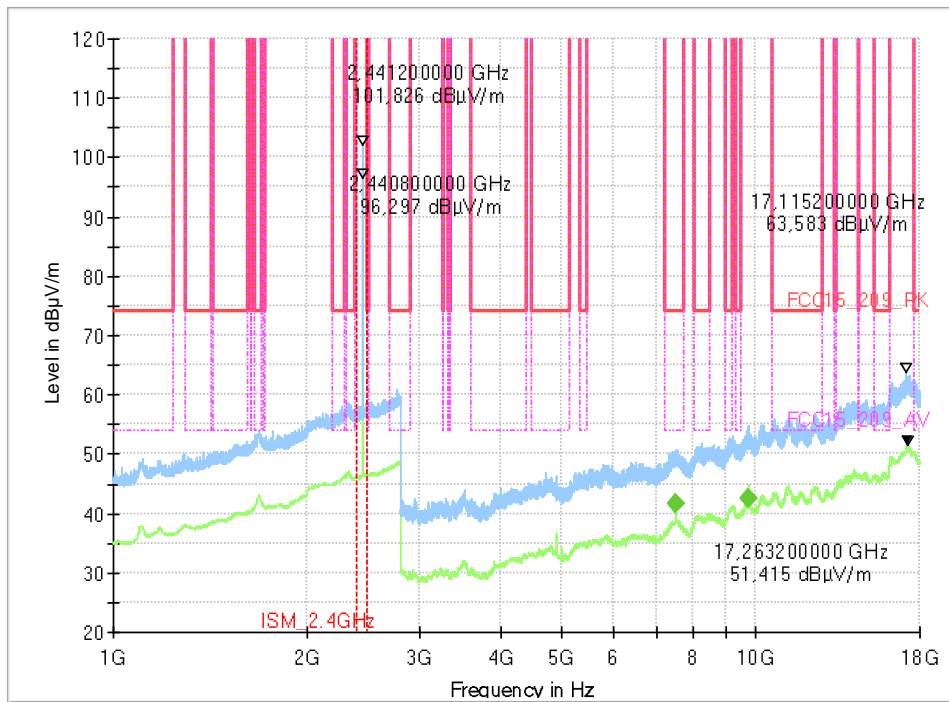
4.01a_BT_BR_ch39_laying

Common Information

Test Description: Radiated field strength emission in 3m distance
 Test Site: CETECOM GmbH Essen
 Test Standard: FCC 15.247&15.209 Intentional Radiator / RSS-Gen, Issue 5
 Antenna polarisation: horizontal/vertical
 Operating Mode: BT BR | DH1 | ch39 | Laying
 Operator: HEI
 Comment: BT BR | DH1 | ch39
 Verdict: Passed

EUT Information

PMT number: 18-1-00972S20
 Manufacturer: ACTIA Nordic AB
 Full Spectrum



Final Result

Frequency (MHz)	MaxPeak (dBµV/m)	Average (dBµV/m) + DCF (dB)	Limit (dBµV/m)	Margin (dB)	Meas. Time (ms)	Bandwidth (kHz)	Height (cm)	Pol	Azimuth (deg)	Elevation (deg)
7499.200000	---	41.61	54.00	12.39	100.0	1000.000	155.0	V	218.0	0.0
9763.600000	---	42.42	150.00	107.58	100.0	1000.000	155.0	H	1.0	0.0

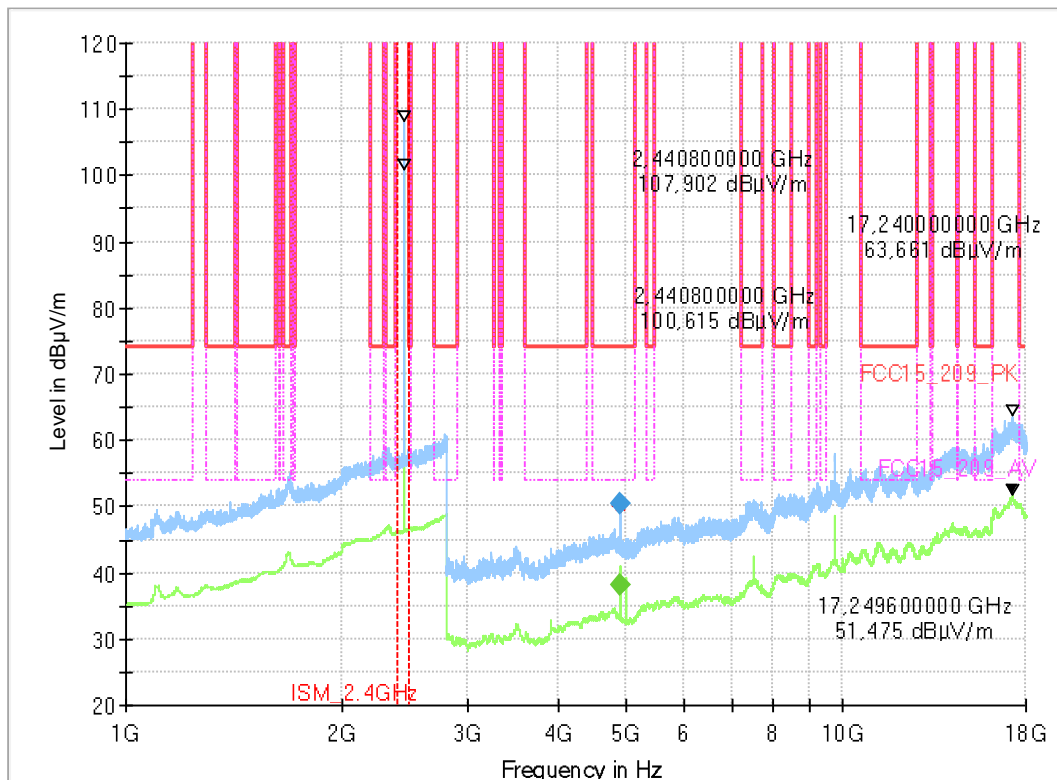
4.01b_BT_BR_ch39_standing

Common Information

Test Description: Radiated field strength emission in 3m distance
 Test Site: CETECOM GmbH Essen
 Test Standard: FCC 15.247&15.209 Intentional Radiator / RSS-Gen, Issue 5
 Antenna polarisation: horizontal/vertical
 Operating Mode: BT BR | DH1 | ch39 | standing
 Operator: FKA
 Verdict: Passed

EUT Information

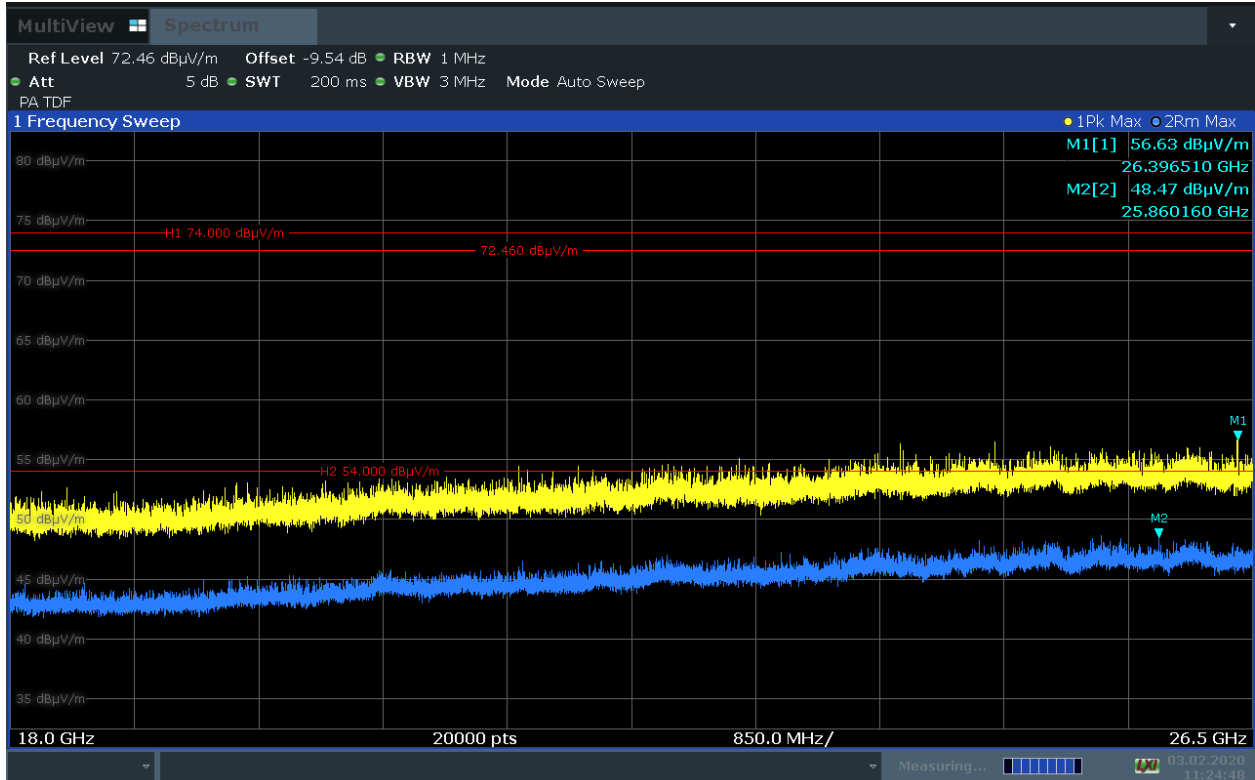
PMT number: 18-1-00972S20
 Manufacturer: ACTIA Nordic AB
 Full Spectrum



Final Result

Frequency (MHz)	MaxPeak (dBµV/m)	Average (dBµV/m) + DCF (dB)	Limit (dBµV/m)	Margin (dB)	Meas. Time (ms)	Bandwidth (kHz)	Height (cm)	Pol	Azimuth (deg)	Elevation (deg)
4881.600000	50.41	---	74.00	23.59	100.0	1000.000	155.0	H	50.0	0.0
4882.000000	---	38.09	54.00	15.91	100.0	1000.000	155.0	H	51.0	0.0

4.02_BT_BR_ch39



11:24:49 03.02.2020

9.01a_BT_BR_ch00

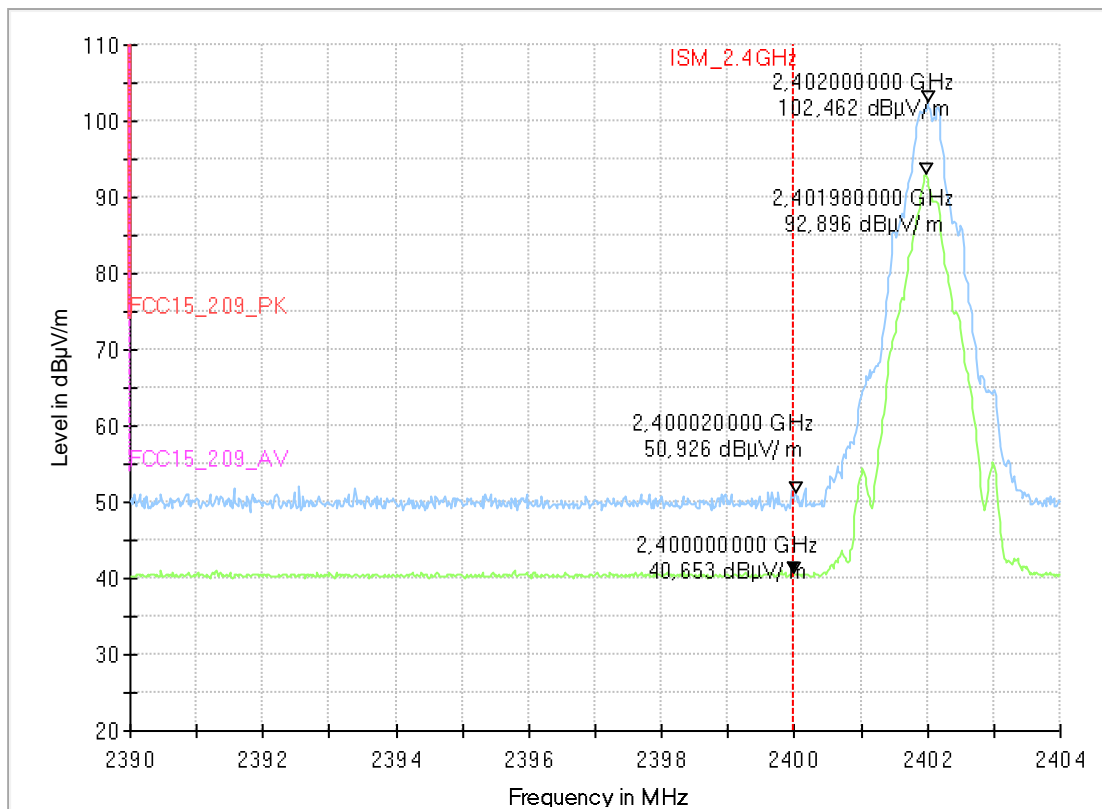
Common Information

Test Description:	Band-Edge: Radiated Field Strength Emissions Emissions in 3m distance
Test Site:	CETECOM GmbH Essen
Test Standard:	FCC 15.247&15.209 Intentional Radiator / RSS-Gen, Issue 5
Antenna polarisation:	horizontal/vertical
Operating Mode:	BT BR DH1 ch00 laying
Operator:	HEI
Verdict:	Passed

EUT Information

PMT number:	18-1-00972S20
Manufacturer:	ACTIA Nordic AB

Full Spectrum



9.01b_BT_BR_ch00

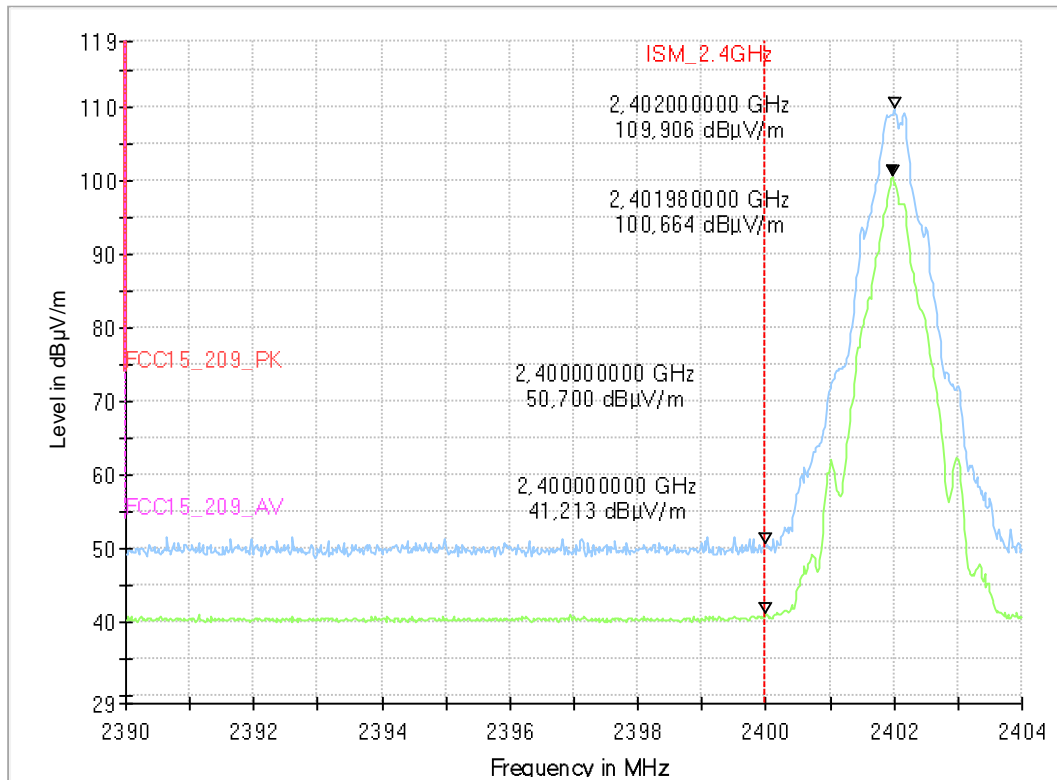
Common Information

Test Description:	Band-Edge: Radiated Field Strength Emissions Emissions in 3m distance
Test Site:	CETECOM GmbH Essen
Test Standard:	FCC 15.247&15.209 Intentional Radiator / RSS-Gen, Issue 5
Antenna polarisation:	horizontal/vertical
Operating Mode:	BT BR DH1 ch00 standing
Operator:	FKA
Verdict:	Passed

EUT Information

PMT number:	18-1-00972S20
Manufacturer:	ACTIA Nordic AB

Full Spectrum



9.02a_BT_BR_ch78

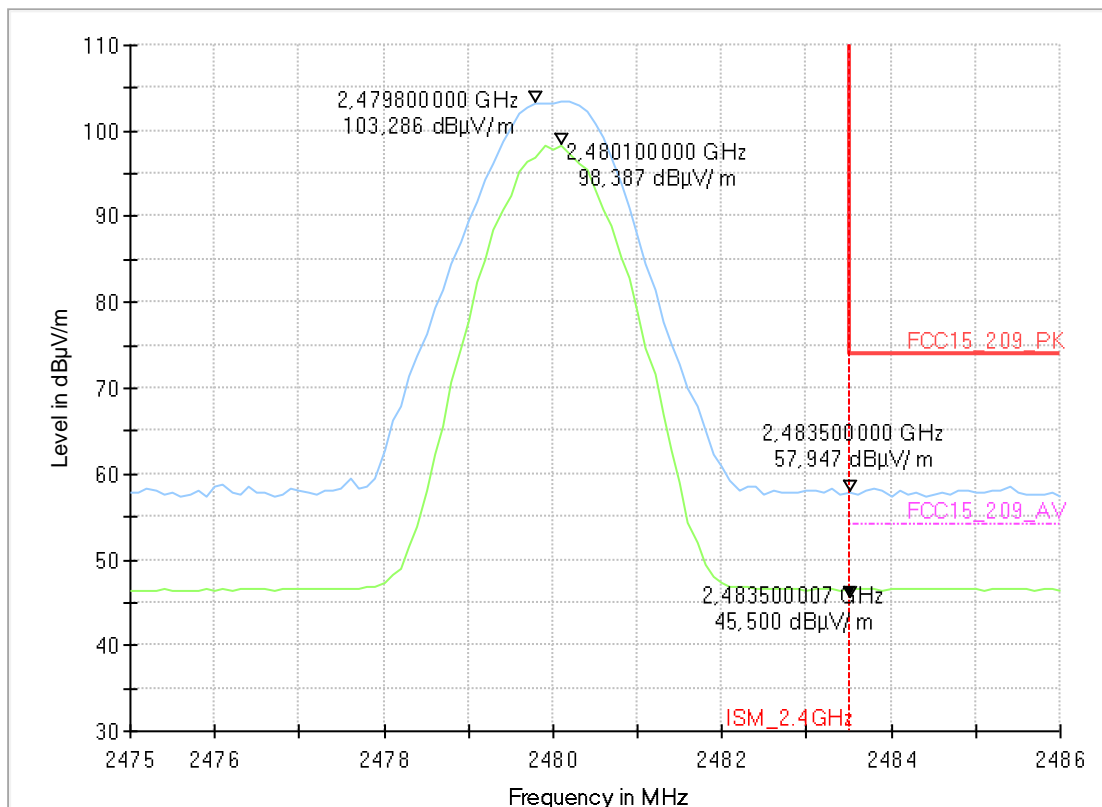
Common Information

Test Description:	Band-Edge: Radiated Field Strength Emissions Emissions in 3m distance
Test Site:	CETECOM GmbH Essen
Test Standard:	FCC 15.247&15.209 Intentional Radiator / RSS-Gen, Issue 5
Antenna polarisation:	horizontal/vertical
Operating Mode:	BT BR DH1 ch78 laying
Operator:	HEI
Verdict:	Passed

EUT Information

PMT number:	18-1-00972S20
Manufacturer:	ACTIA Nordic AB

Full Spectrum



9.02b_BT_BR_ch78

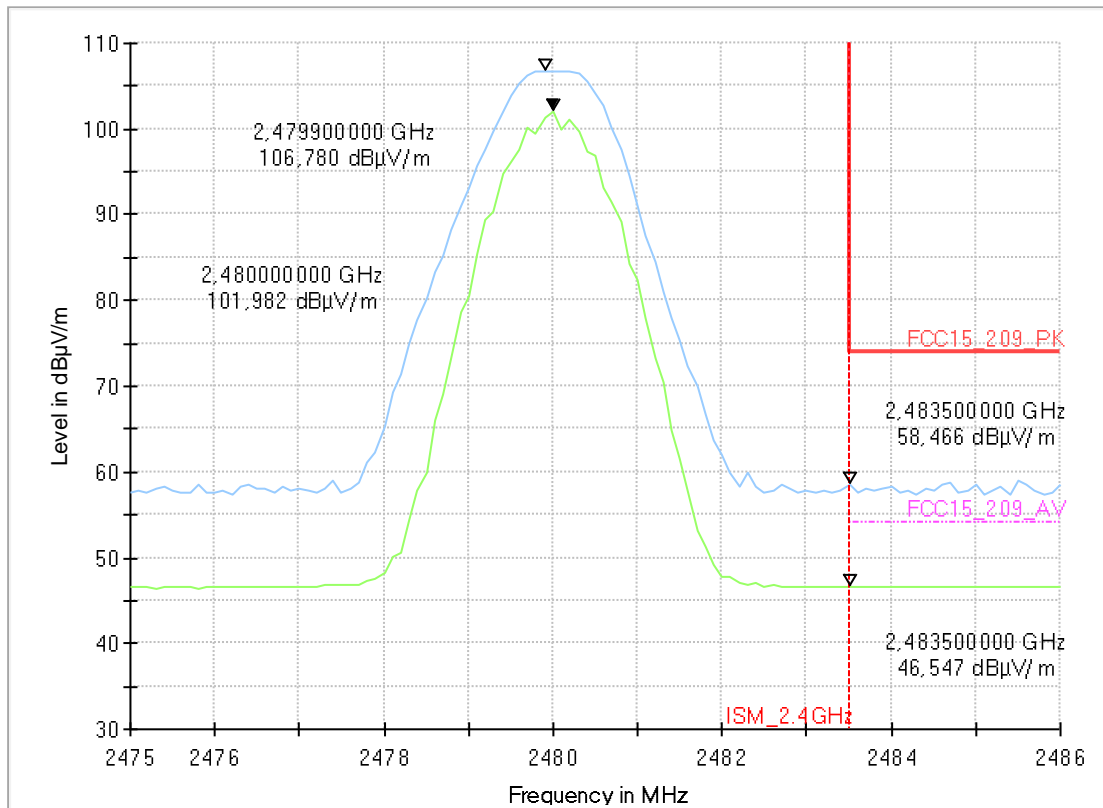
Common Information

Test Description:	Band-Edge: Radiated Field Strength Emissions Emissions in 3m distance
Test Site:	CETECOM GmbH Essen
Test Standard:	FCC 15.247&15.209 Intentional Radiator / RSS-Gen, Issue 5
Antenna polarisation:	horizontal/vertical
Operating Mode:	BT BR DH1 ch78 standing
Operator:	FKA
Verdict:	Passed

EUT Information

PMT number:	18-1-00972S20
Manufacturer:	ACTIA Nordic AB

Full Spectrum



9.03a_BT_EDR_ch00

Common Information

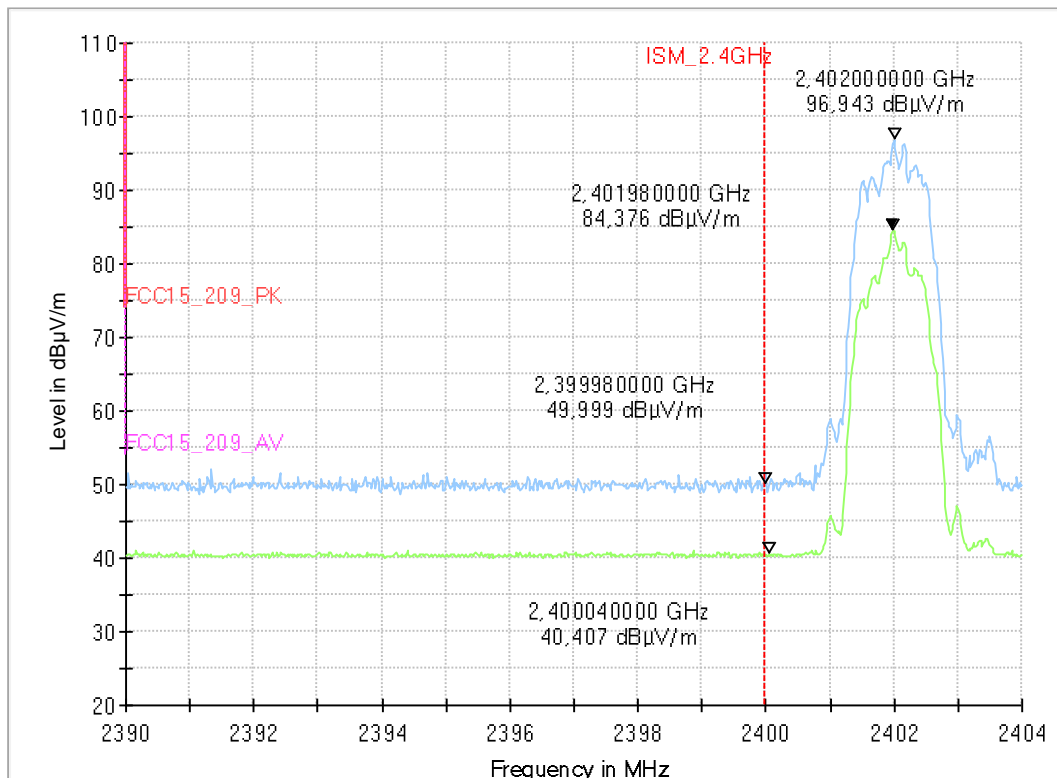
Test Description:	Band-Edge: Radiated Field Strength Emissions Emissions in 3m distance
Test Site:	CETECOM GmbH Essen
Test Standard:	FCC 15.247&15.209 Intentional Radiator / RSS-Gen, Issue 5
Antenna polarisation:	horizontal/vertical
Operating Mode:	BT EDR 2-DH1 ch00 laying
Operator:	HEI
Verdict:	Passed

EUT Information

PMT number:	18-1-00972S20
Manufacturer:	ACTIA Nordic AB
Product:	Telematic device
Model:	FCC radiated

HW version:	H1
SW version:	1
Serial number:	AN103350102B160
Power Supply:	13.9 V DC

Full Spectrum



9.03b_BT_EDR_ch00

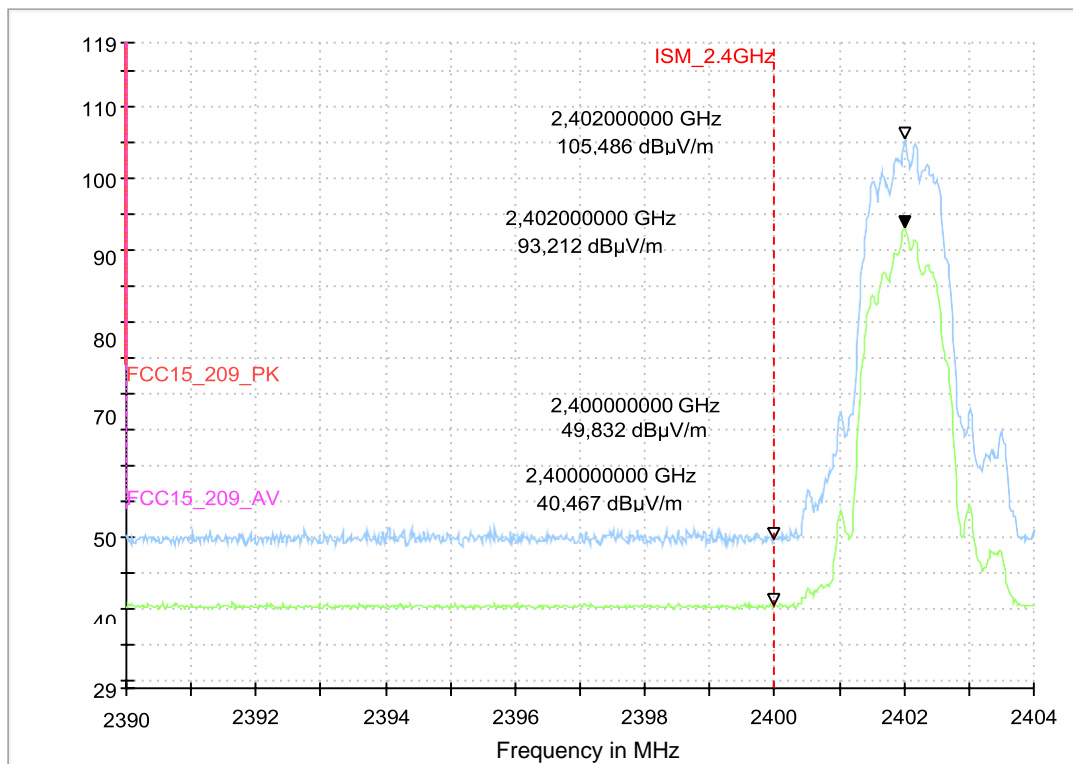
Common Information

Test Description:	Band-Edge: Radiated Field Strength Emissions Emissions in 3m distance
Test Site:	CETECOM GmbH Essen
Test Standard:	FCC 15.247&15.209 Intentional Radiator / RSS-Gen, Issue 5
Antenna polarisation:	horizontal/vertical
Operating Mode:	BT EDR 2-DH1 ch00 standing
Operator:	FKA
Verdict:	Passed

EUT Information

PMT number:	18-1-00972S20
Manufacturer:	ACTIA Nordic AB

Full Spectrum



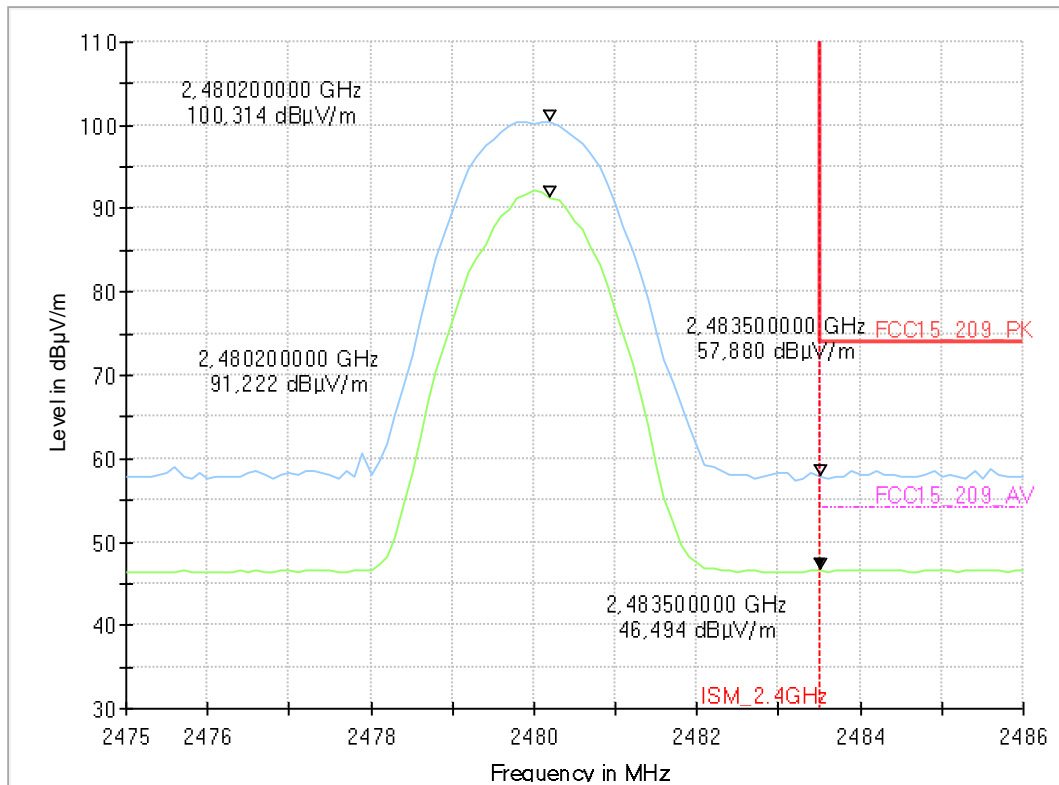
9.04a_BT_EDR_ch78

Common Information

Test Description:	Band-Edge: Radiated Field Strength Emissions Emissions in 3m distance
Test Site:	CETECOM GmbH Essen
Test Standard:	FCC 15.247&15.209 Intentional Radiator / RSS-Gen, Issue 5
Antenna polarisation:	horizontal/vertical
Operating Mode:	BT EDR 2-DH1 ch78 laying
Operator:	HEI
Verdict:	Passed

EUT Information

PMT number:	18-1-00972S20
Manufacturer:	ACTIA Nordic AB
	Full Spectrum



9.04b_BT_EDR_ch79

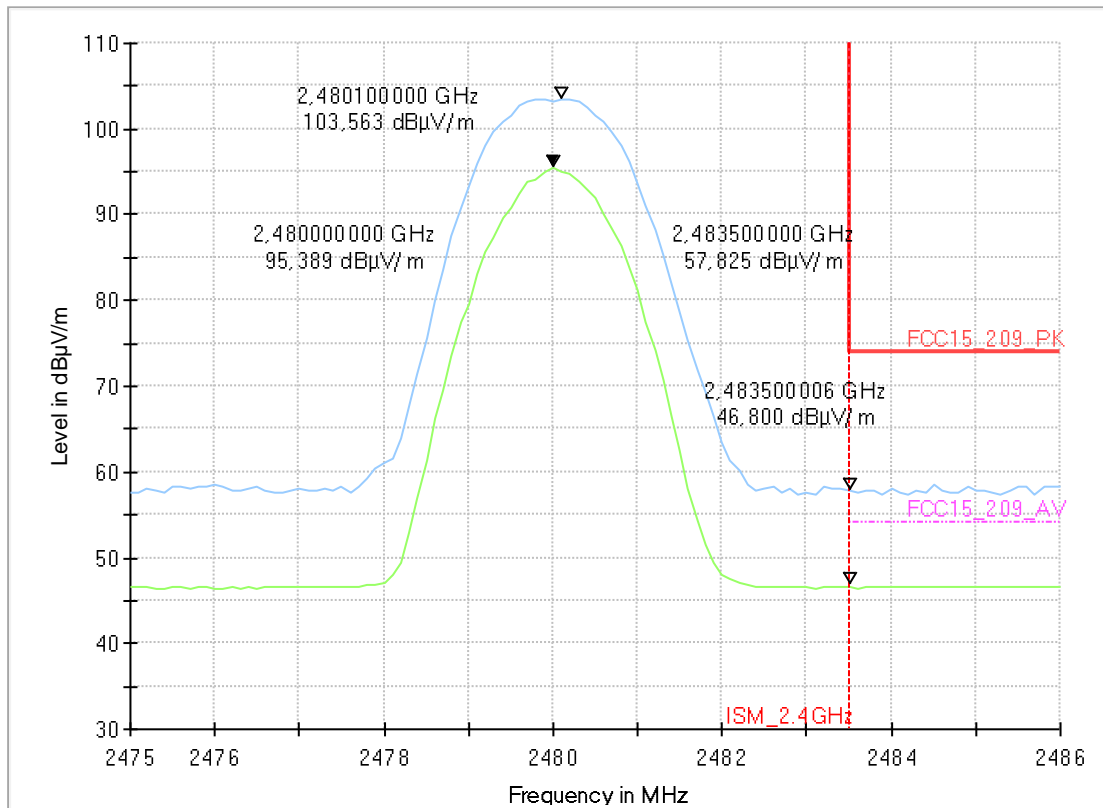
Common Information

Test Description:	Band-Edge: Radiated Field Strength Emissions Emissions in 3m distance
Test Site:	CETECOM GmbH Essen
Test Standard:	FCC 15.247&15.209 Intentional Radiator / RSS-Gen, Issue 5
Antenna polarisation:	horizontal/vertical
Operating Mode:	BT EDR 2-DH1 ch78 standing
Operator:	FKA
Verdict:	Passed

EUT Information

PMT number:	18-1-00972S20
Manufacturer:	ACTIA Nordic AB

Full Spectrum



9.05a_BT_EDR_ch00

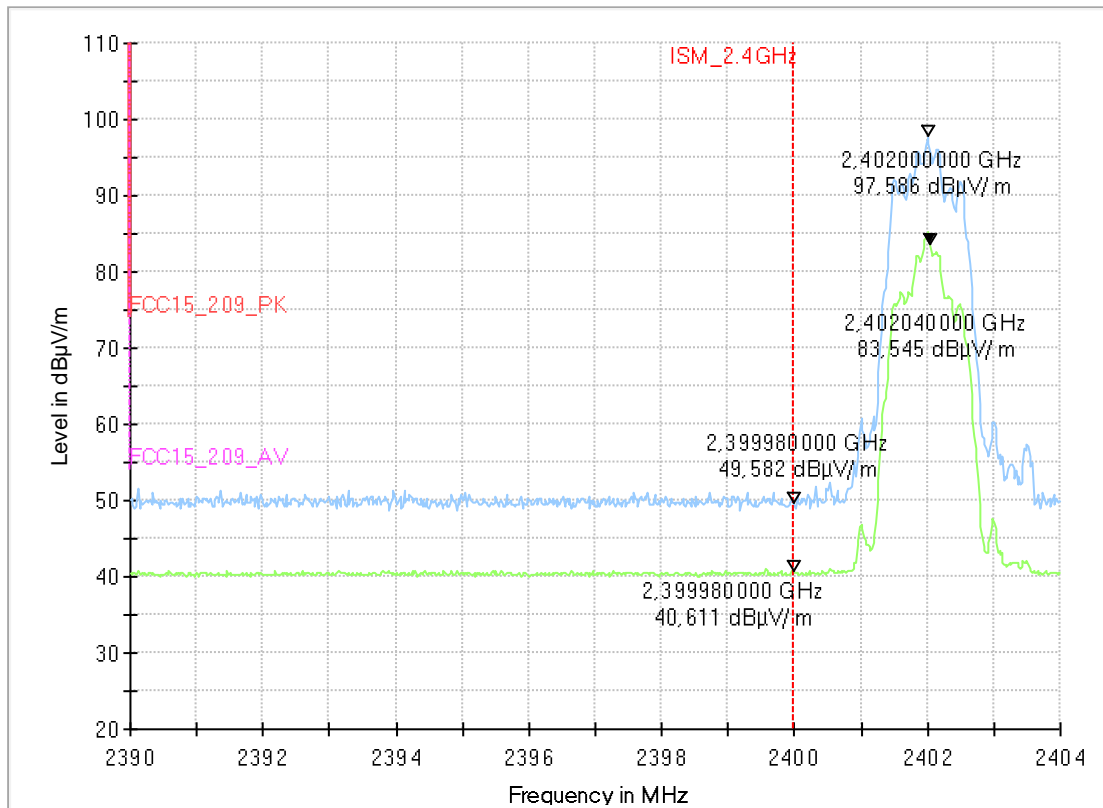
Common Information

Test Description:	Band-Edge: Radiated Field Strength Emissions Emissions in 3m distance
Test Site:	CETECOM GmbH Essen
Test Standard:	FCC 15.247&15.209 Intentional Radiator / RSS-Gen, Issue 5
Antenna polarisation:	horizontal/vertical
Operating Mode:	BT EDR 3-DH1 ch00 laying
Operator:	HEI
Verdict:	Passed

EUT Information

PMT number:	18-1-00972S20
Manufacturer:	ACTIA Nordic AB

Full Spectrum



9.05b_BT_EDR_ch00

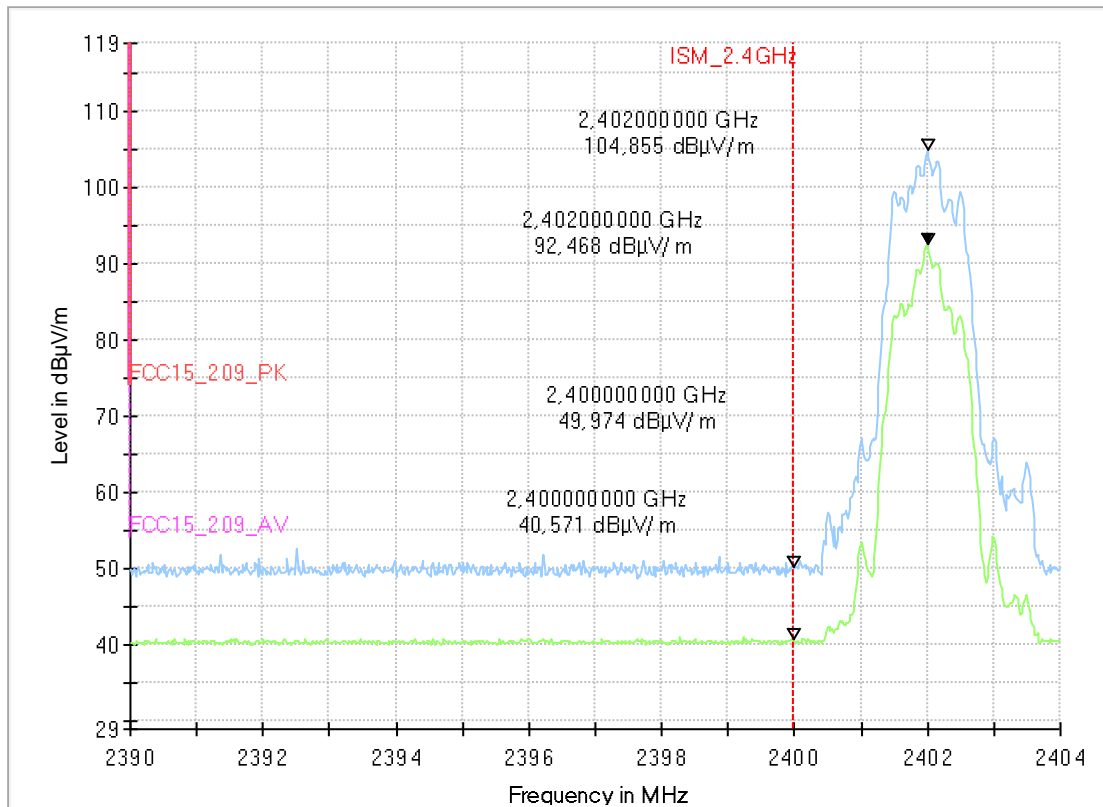
Common Information

Test Description:	Band-Edge: Radiated Field Strength Emissions Emissions in 3m distance
Test Site:	CETECOM GmbH Essen
Test Standard:	FCC 15.247&15.209 Intentional Radiator / RSS-Gen, Issue 5
Antenna polarisation:	horizontal/vertical
Operating Mode:	BT EDR 3-DH1 ch00 standing
Operator:	FKA
Verdict:	Passed

EUT Information

PMT number:	18-1-00972S20
Manufacturer:	ACTIA Nordic AB

Full Spectrum



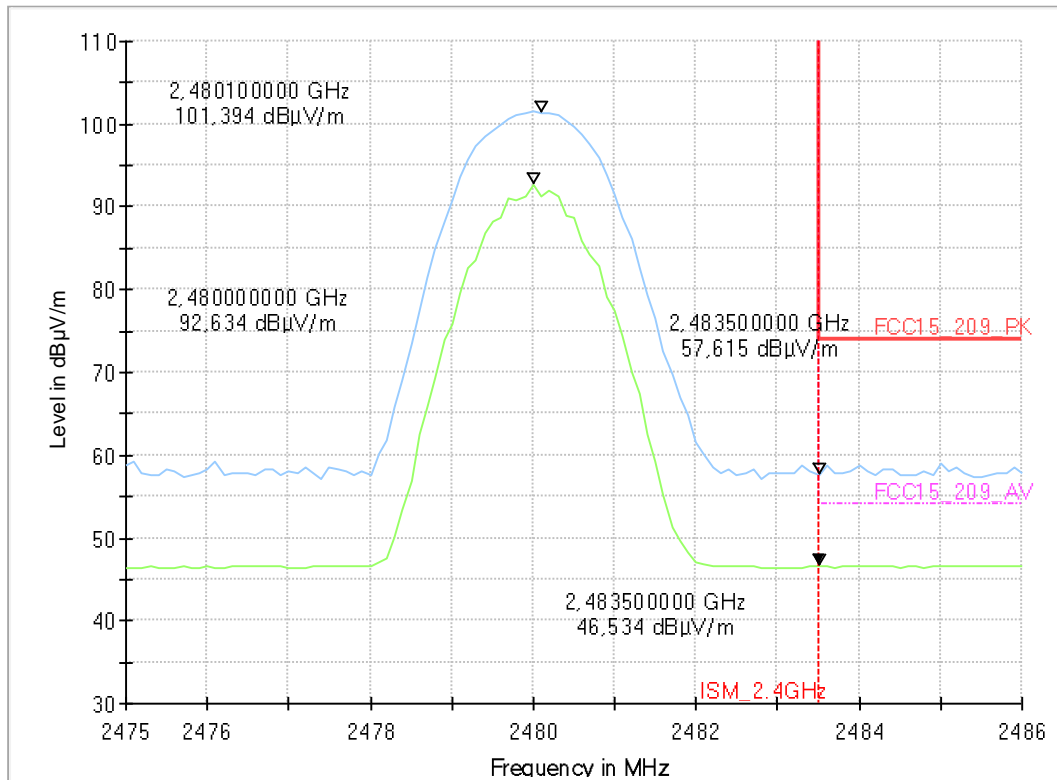
9.06a_BT_EDR_ch78

Common Information

Test Description:	Band-Edge: Radiated Field Strength Emissions Emissions in 3m distance
Test Site:	CETECOM GmbH Essen
Test Standard:	FCC 15.247&15.209 Intentional Radiator / RSS-Gen, Issue 5
Antenna polarisation:	horizontal/vertical
Operating Mode:	BT EDR 3-DH1 ch78 laying
Operator:	HEI
Verdict:	Passed

EUT Information

PMT number:	18-1-00972S20
Manufacturer:	ACTIA Nordic AB
	Full Spectrum



9.06b_BT_EDR_ch79

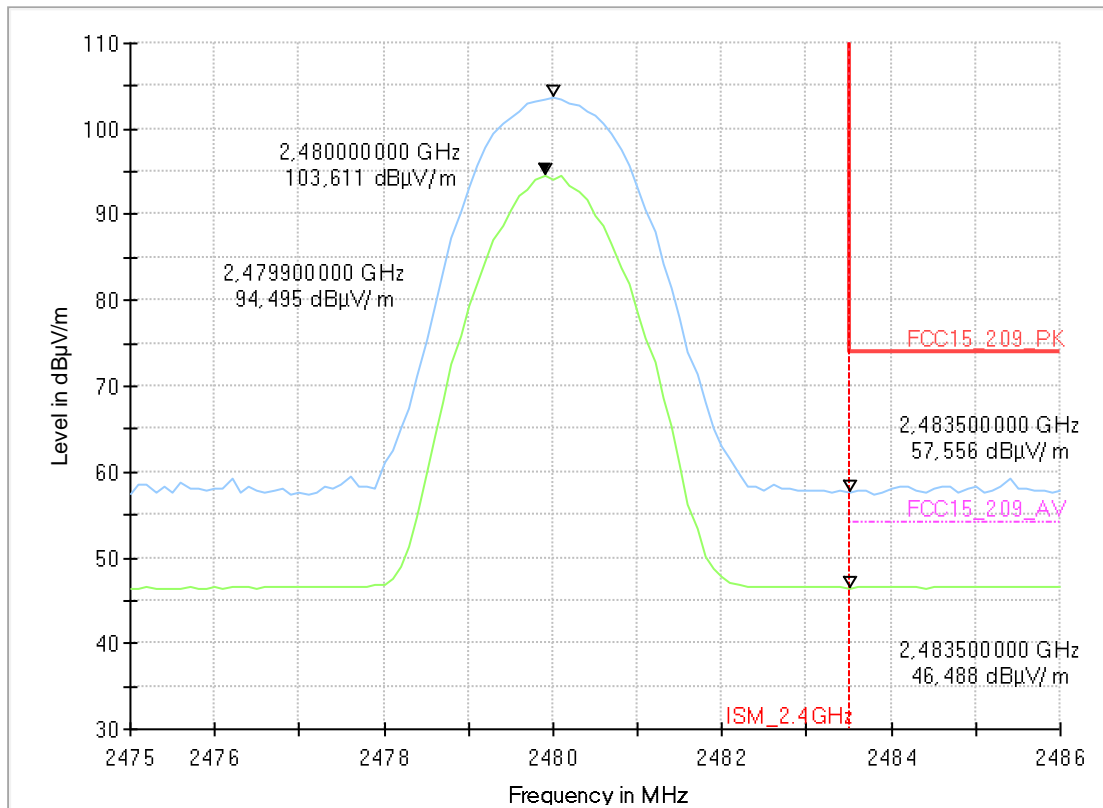
Common Information

Test Description:	Band-Edge: Radiated Field Strength Emissions Emissions in 3m distance
Test Site:	CETECOM GmbH Essen
Test Standard:	FCC 15.247&15.209 Intentional Radiator / RSS-Gen, Issue 5
Antenna polarisation:	horizontal/vertical
Operating Mode:	BT EDR 3-DH1 ch78 standing
Operator:	FKA
Verdict:	Passed

EUT Information

PMT number:	18-1-00972S20
Manufacturer:	ACTIA Nordic AB

Full Spectrum

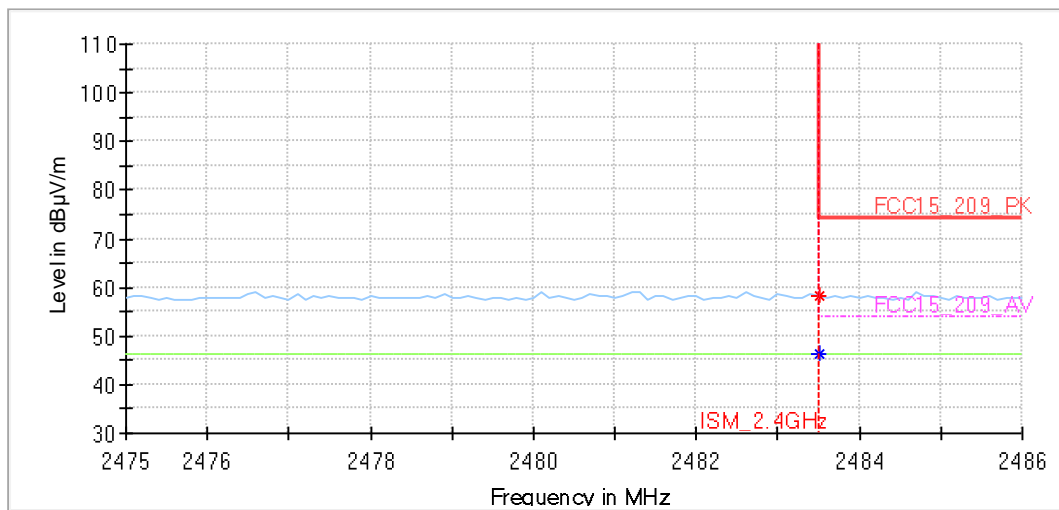


9.10_Reference Measurement

Common Information

Test Description:	Band-Edge: Radiated Field Strength Emissions Emissions in 3m distance
Test Site:	Fully Anechoic Chamber (FAC1) - EMC32 V10.50.0
Test Standard:	FCC 15.247&15.209 Intentional Radiator / RSS-Gen, Issue 5
Antenna polarisation:	horizontal/vertical
Operator:	Mah
Comment:	Reference Measurement

Full Spectrum



Critical Freqs

Frequency (MHz)	MaxPeak (dBµV/m)	RMS (dBµV/m)	Limit (dBµV/m)	Margin	Meas. Time (ms)	Bandwidth	Height	Pol	Azimuth	Elevation	Corr. (dB/m)
2483.500000	58.21	---	74.00	15.79	---	---	155.0	V	28.0	0.0	36
2483.500000	---	46.40	54.00	7.60	---	---	155.0	V	203.0	90.0	36

End Of Annex 1