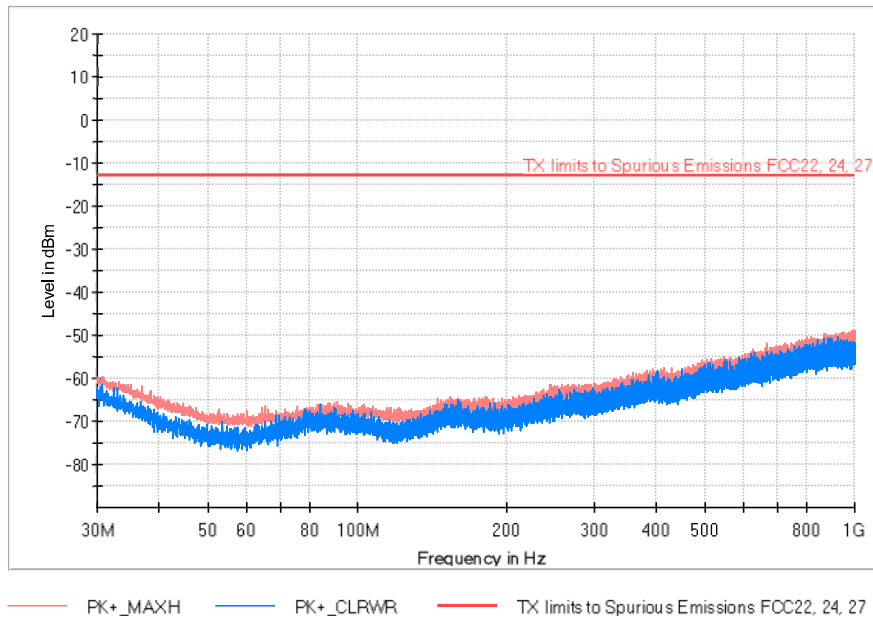


TEST RESULTS(Cont.):	High Channel
-----------------------------	--------------

FREQUENCY RANGE: 30-1000 MHz

Frequency (MHz)	PK+ CLRWR (dBm)	PK+ MAXH (dBm)	Comment
30.032333	-64.56	-59.56	
996.508000	-54.83	-48.78	

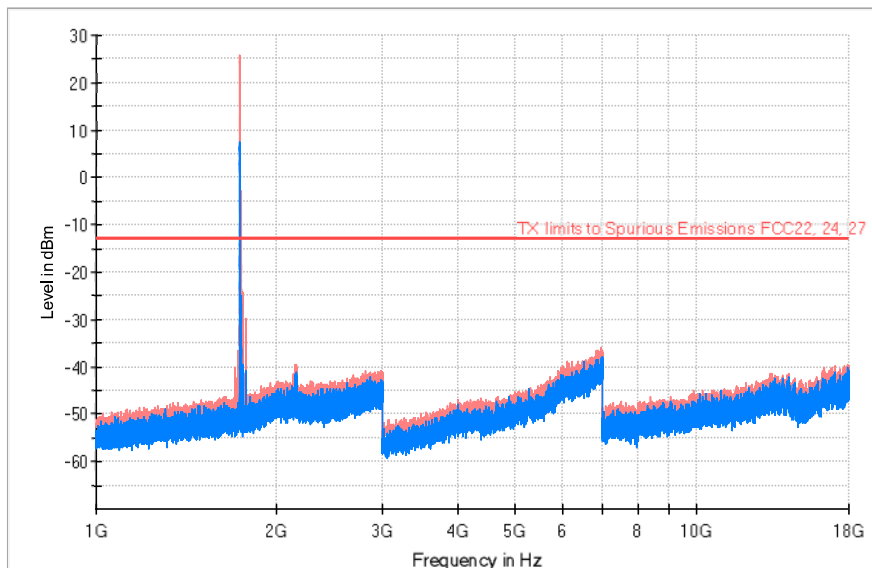


TEST RESULTS (Cont):

High Channel

FREQUENCY RANGE: 1-18 GHz

Frequency (MHz)	PK+ _CLRWR (dBm)	PK+ _MAXH (dBm)	Comment
1736.200000	7.28	25.89	
2146.933333	-43.73	-39.50	Fundamental
2980.533333	-44.25	-40.69	
6939.000000	-42.96	-36.00	
13366.500000	-43.76	-41.36	
17889.000000	-46.17	-39.36	

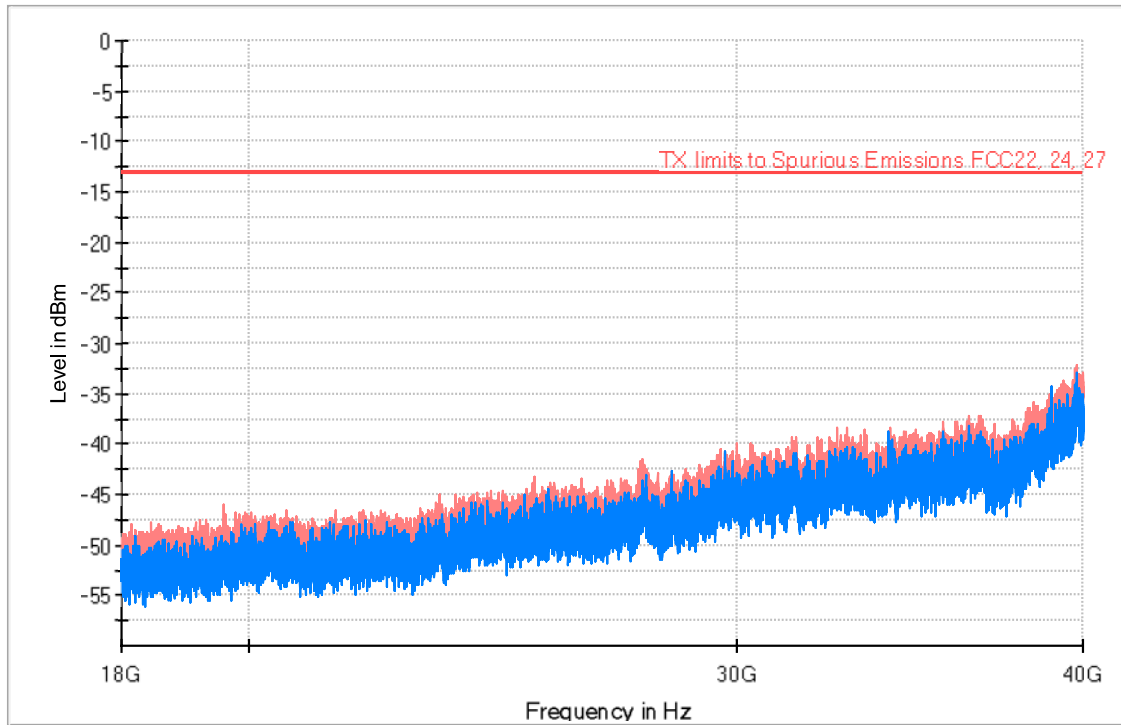


— PK+ _MAXH — PK+ _CLRWR — TX limits to Spurious Emissions FCC22, 24, 27

TEST RESULTS (Cont):

High Channel

FREQUENCY RANGE: 18-40 GHz



PK+_MAXH PK+_CLRWR TX limits to Spurious Emissions FCC22, 24, 27

TESTED SAMPLES:	S/01
TESTED CONDITIONS MODES:	TC#02 (Band 7)
TEST RESULTS:	PASS

RESULTS

A preliminary scan determined the QPSK 15 MHz bandwidth as the worst case. The configuration of Resource Blocks which is the worst case for conducted power was used.

The following plots show the results for this configuration.

No spurious signal was found at less than 20dB respect to the limit in all the frequency ranges.

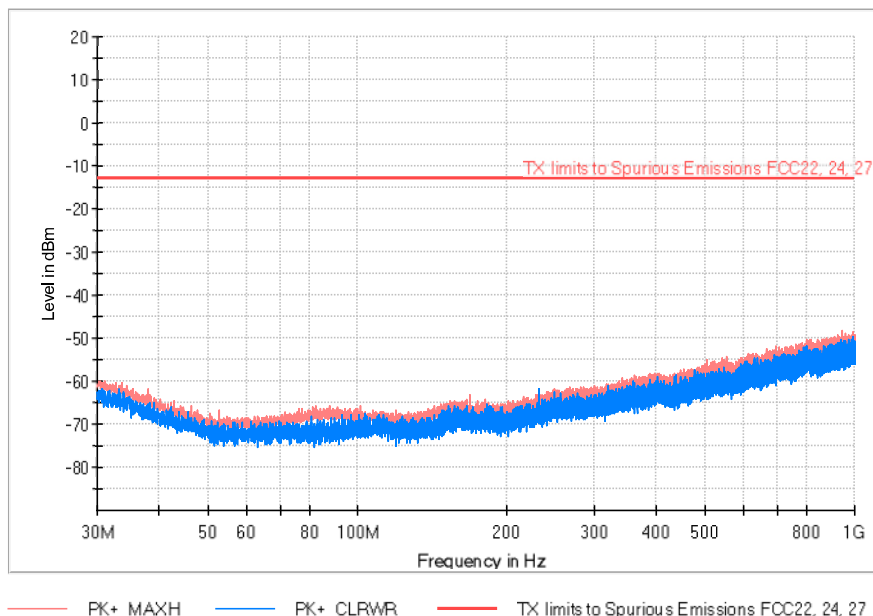
LTE QPSK MODULATION.

TEST RESULTS (Cont):	Lowest Channel
-----------------------------	----------------

Lowest Channel. RB = 1. Offset = 0. BW = 15 MHz

FREQUENCY RANGE: 30-1000 MHz

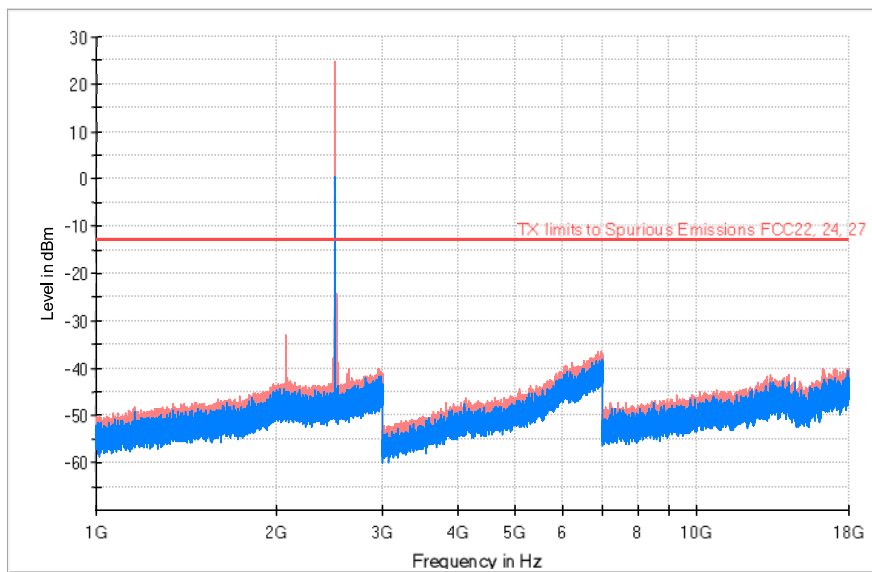
Frequency (MHz)	PK+_CLRWR (dBm)	PK+_MAXH (dBm)
30.323333	-64.01	-59.95
943.675333	-56.19	-48.37



TEST RESULTS (Cont):	Lowest Channel
-----------------------------	----------------

FREQUENCY RANGE: 1-18 GHz

Frequency (MHz)	PK+ CLRWR (dBm)	PK+ MAXH (dBm)	Comment
2072.266667	-46.92	-33.09	
2500.800000	-0.73	24.89	Fundamental
2631.333333	-47.29	-40.09	
6963.500000	-42.18	-36.47	
14264.500000	-46.91	-41.40	
17958.000000	-43.27	-39.98	

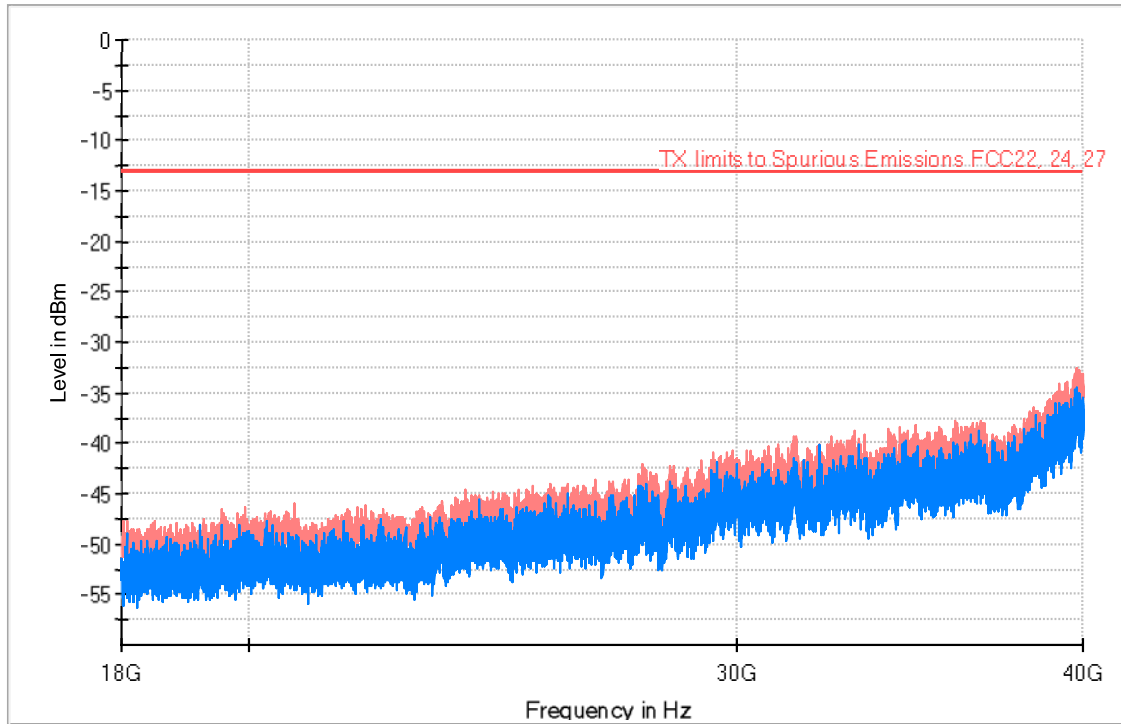


PK+_MAXH PK+_CLRWR TX limits to Spurious Emissions FCC22, 24, 27

TEST RESULTS (Cont):

Lowest Channel

FREQUENCY RANGE: 18-40 GHz



PK+_MAXH PK+_CLRWR TX limits to Spurious Emissions FCC22, 24, 27

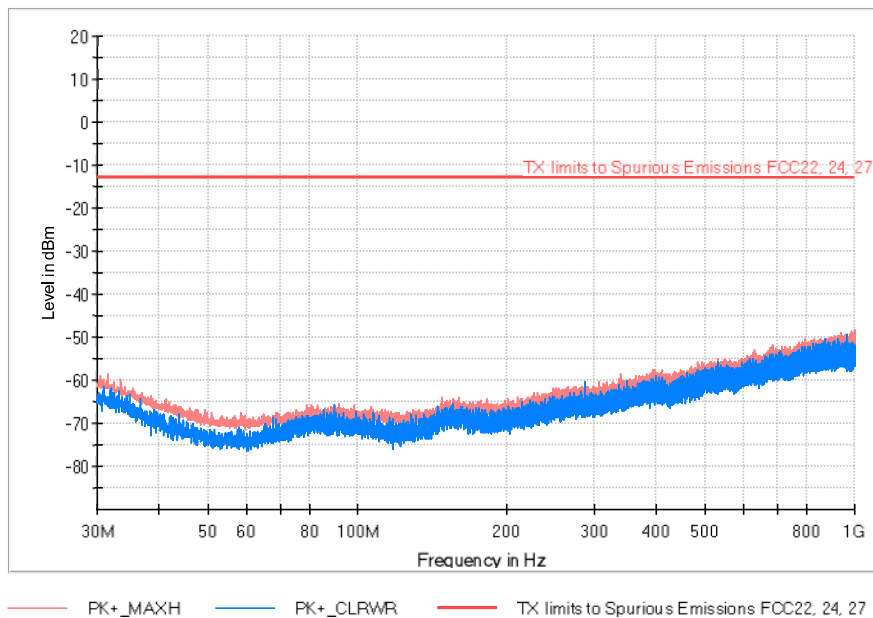
TEST RESULTS (Cont):

Middle Channel

Middle Channel RB = 1. Offset = 0. BW = 15 MHz

FREQUENCY RANGE: 30-1000 MHz

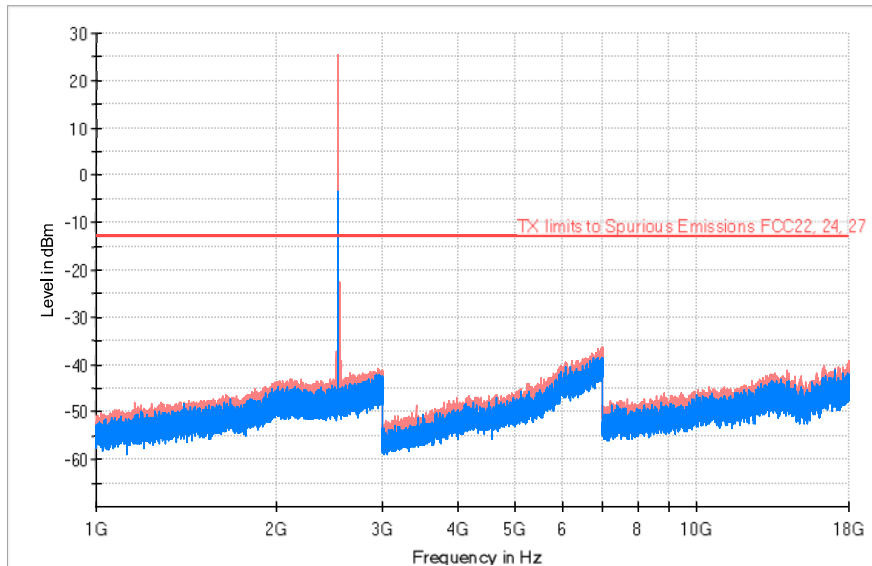
Frequency (MHz)	PK+ CLRWR (dBm)	PK+ MAXH (dBm)
31.552000	-65.75	-58.53
996.605000	-55.43	-48.33



TEST RESULTS (Cont):	Middle Channel
-----------------------------	----------------

FREQUENCY RANGE: 1-18 GHz

Frequency (MHz)	PK+ _CLRWR (dBm)	PK+ _MAXH (dBm)	Comment
2528.400000	-3.77	25.32	Fundamental
2951.200000	-43.23	-40.78	
6971.500000	-41.82	-36.10	
14244.000000	-46.27	-41.10	
17957.000000	-44.38	-39.28	

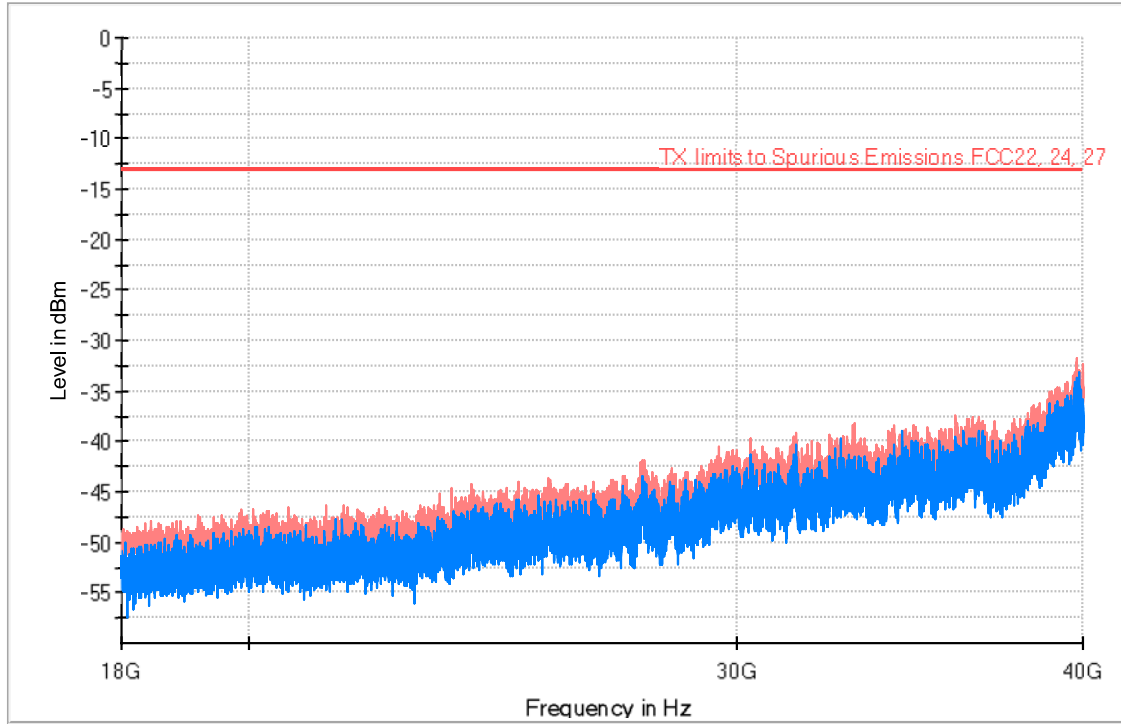


— PK+ _MAXH — PK+ _CLRWR — TX limits to Spurious Emissions FCC22, 24, 27

TEST RESULTS (Cont):

Middle Channel

FREQUENCY RANGE: 18-40 GHz



PK+_MAXH PK+_CLRWR TX limits to Spurious Emissions FCC22, 24, 27

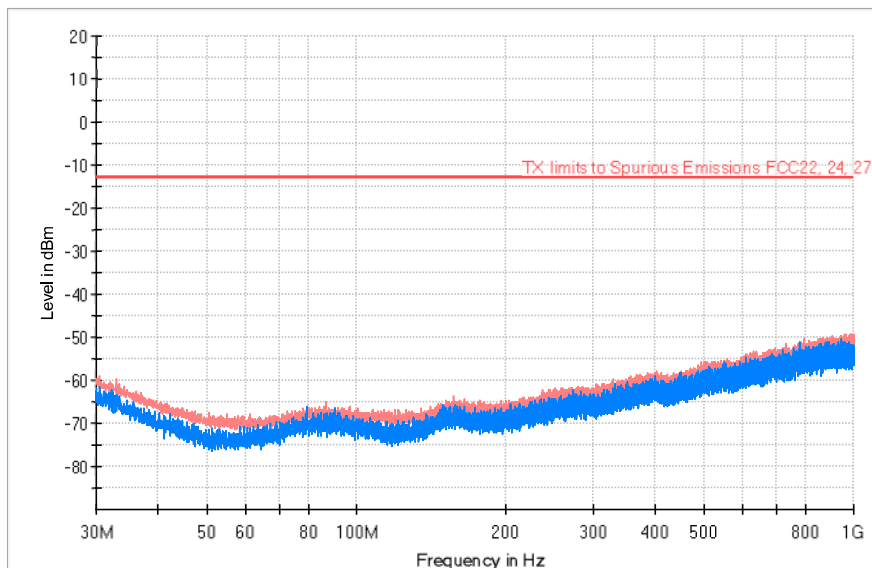
TEST RESULTS (Cont):

Highest Channel

Highest Channel RB = 1. Offset = 0. BW = 15 MHz

FREQUENCY RANGE: 30MHz-1 GHz

Frequency (MHz)	PK+ CLRWR (dBm)	PK+ MAXH (dBm)
30.485000	-63.59	-59.04
982.443000	-54.77	-49.15



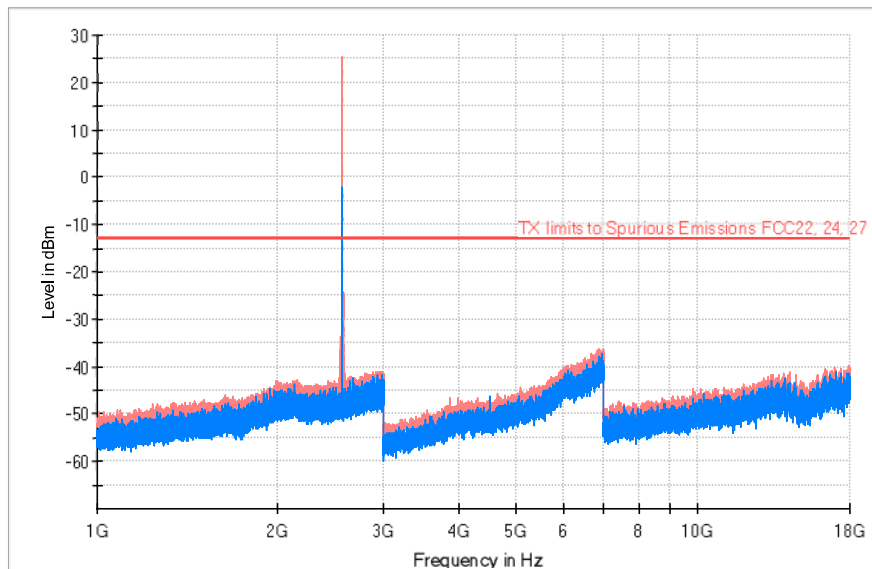
— PK+_MAXH — PK+_CLRWR — TX limits to Spurious Emissions FCC22, 24, 27

TEST RESULTS (Cont):

High Channel

FREQUENCY RANGE: 1-18 GHz

Frequency (MHz)	PK+ CLRWR (dBm)	PK+ MAXH (dBm)	Comment
2555.866667	-3.96	25.46	Fundamental
2911.533333	-48.95	-40.96	
6986.000000	-40.31	-36.09	
14270.000000	-47.38	-41.22	
17921.000000	-44.00	-39.92	

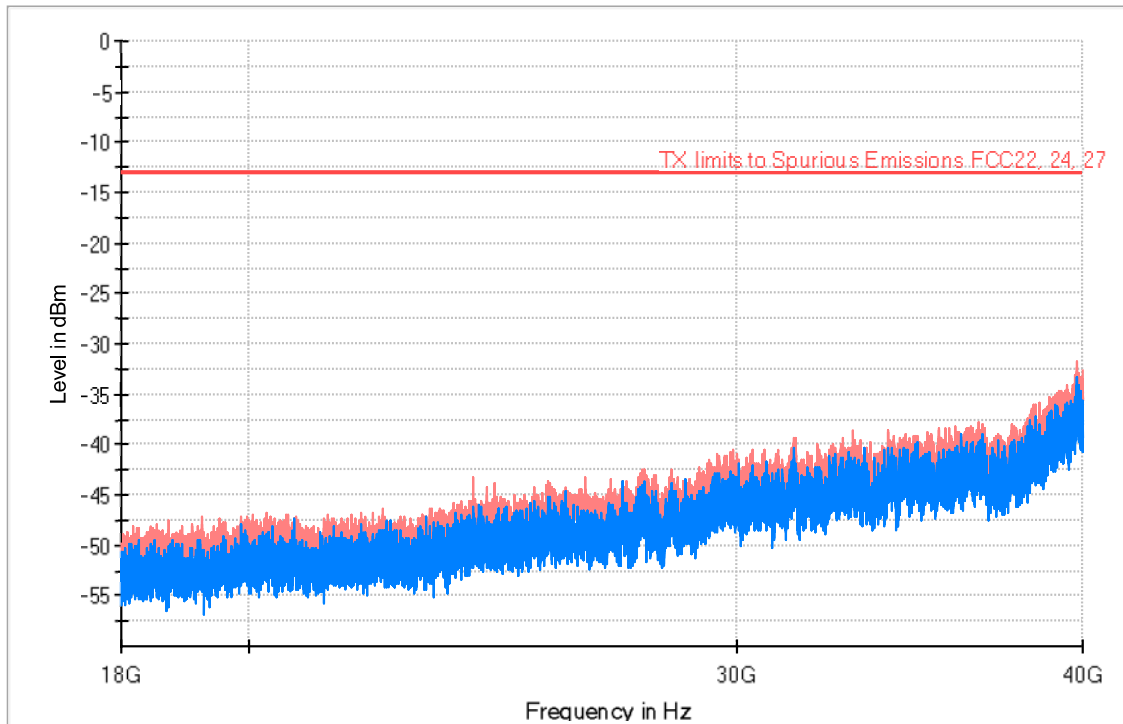


PK+ MAXH PK+ CLRWR TX limits to Spurious Emissions FCC22, 24, 27

TEST RESULTS(Cont.):

High Channel

FREQUENCY RANGE: 18-40 GHz



PK+_MAXH PK+_CLRWR TX limits to Spurious Emissions FCC22, 24, 27

TESTED SAMPLES:	S/01
TESTED CONDITIONS MODES:	TC#03 (Band 12)
TEST RESULTS:	PASS

RESULTS

A preliminary scan determined the QPSK 3 MHz bandwidth as the worst case. The configuration of Resource Blocks which is the worst case for conducted power was used.

The following plots show the results for this configuration.

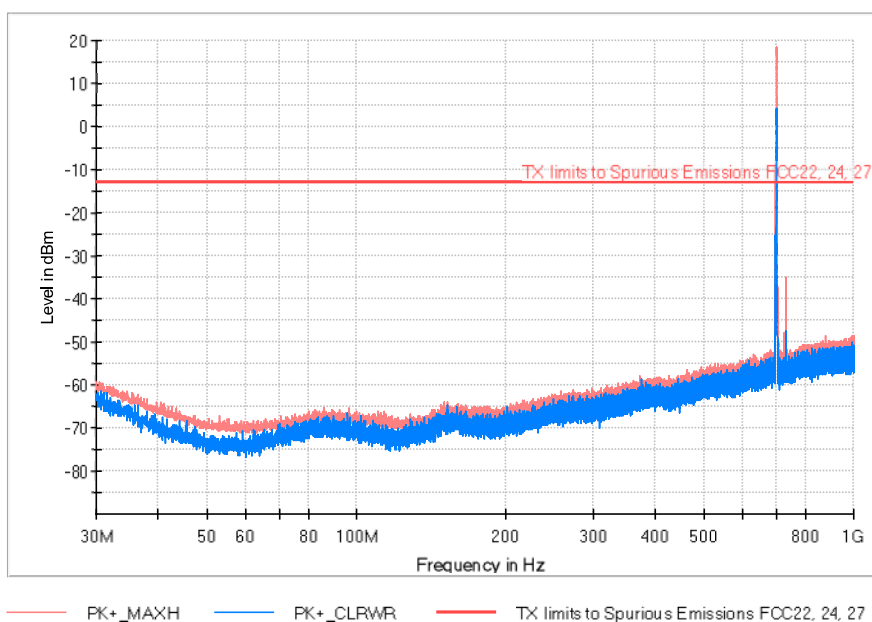
No spurious signal was found at less than 20dB respect to the limit in all the frequency ranges.

LTE QPSK MODULATION. RB = 1. Offset = 0. BW = 3 MHz

TEST RESULTS (Cont):	Low Channel
-----------------------------	-------------

FREQUENCY RANGE: 30-1000 MHz

Frequency (MHz)	PK+ CLRWR (dBm)	PK+ MAXH (dBm)	Comment
30.452667	-65.09	-59.40	
699.203000	4.33	18.43	Fundamental
731.051333	-47.86	-34.95	
880.948667	-55.21	-48.50	

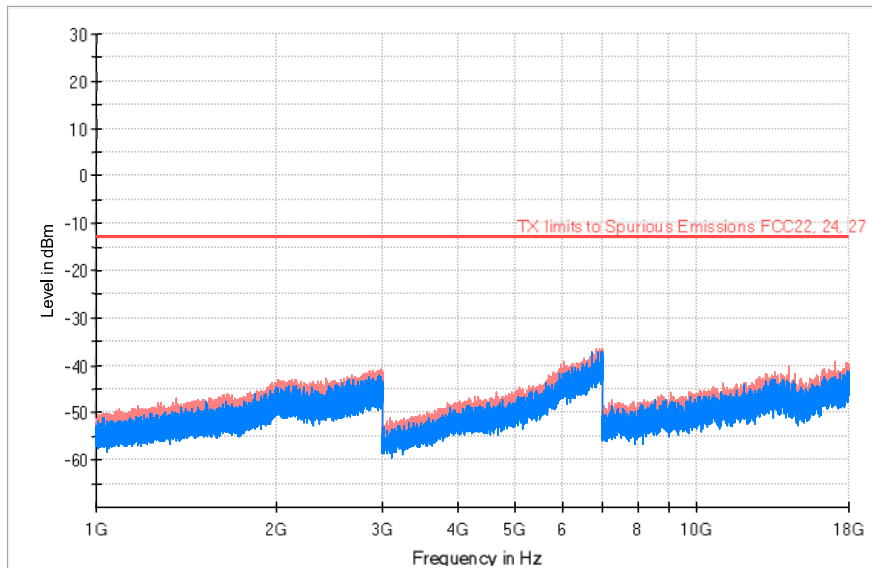


TEST RESULTS (Cont):

Low Channel

FREQUENCY RANGE: 1-18 GHz

Frequency (MHz)	PK+ CLRWR (dBm)	PK+ MAXH (dBm)
2983.200000	-46.36	-40.76
6979.500000	-40.70	-36.50
14269.000000	-45.38	-40.00
17022.000000	-44.60	-39.00



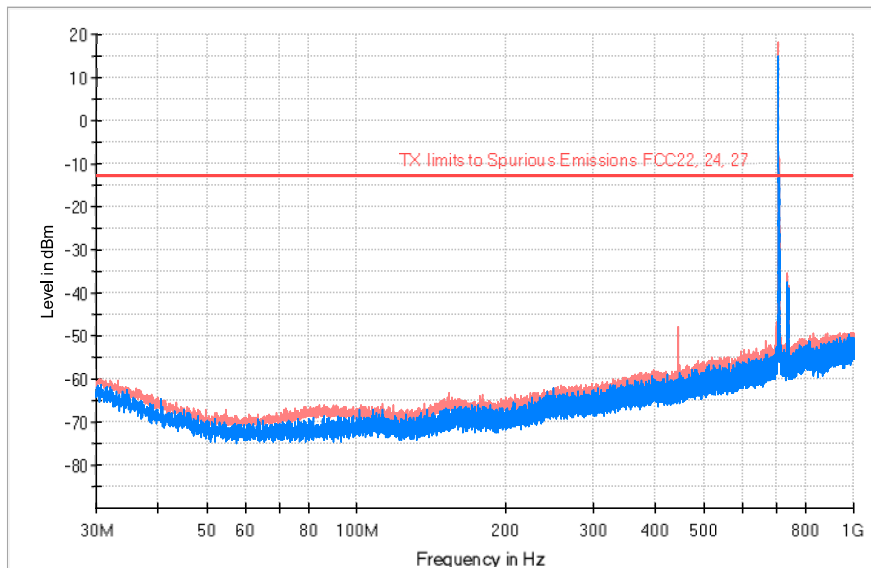
— PK+_MAXH — PK+_CLRWR — TX limits to Spurious Emissions FCC22, 24, 27

TEST RESULTS (Cont):

Middle Channel

FREQUENCY RANGE: 30-1000 MHz

Frequency (MHz)	PK+ _CLRWR (dBm)	PK+ _MAXH (dBm)	Comment
30.323333	-64.53	-59.95	
444.804333	-62.70	-47.85	Fundamental
706.154667	14.41	18.15	
737.679667	-40.13	-35.36	



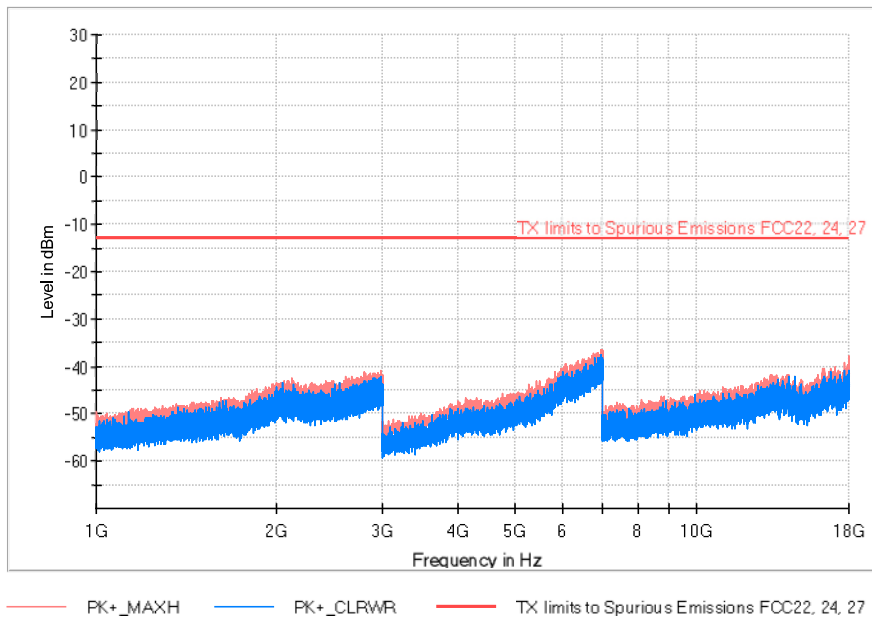
PK+ _MAXH PK+ _CLRWR TX limits to Spurious Emissions FCC22, 24, 27

TEST RESULTS (Cont):

Middle Channel

FREQUENCY RANGE: 1-18 GHz

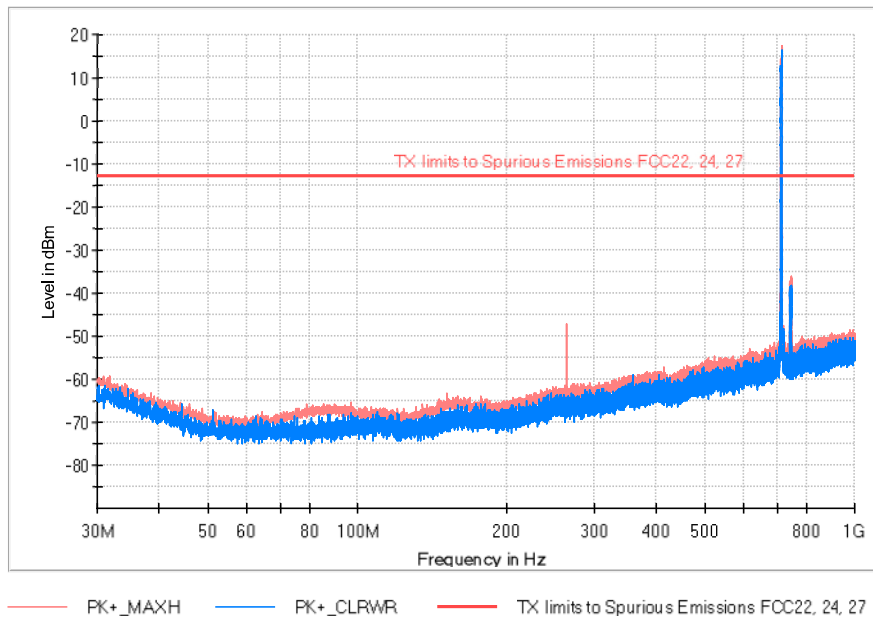
Frequency (MHz)	PK+ _CLRWR (dBm)	PK+ _MAXH (dBm)
2991.133333	-45.58	-40.66
6975.500000	-41.85	-36.57
14284.500000	-44.13	-41.66
17949.500000	-43.27	-37.88



TEST RESULTS(Cont.):	High Channel
-----------------------------	--------------

FREQUENCY RANGE: 30-1000 MHz

Frequency (MHz)	PK+ CLRWR (dBm)	PK+ MAXH (dBm)	Comment
30.776000	-63.80	-59.33	
263.576000	-65.30	-46.99	
713.203333	15.70	17.35	Fundamental
745.342667	-42.49	-36.29	

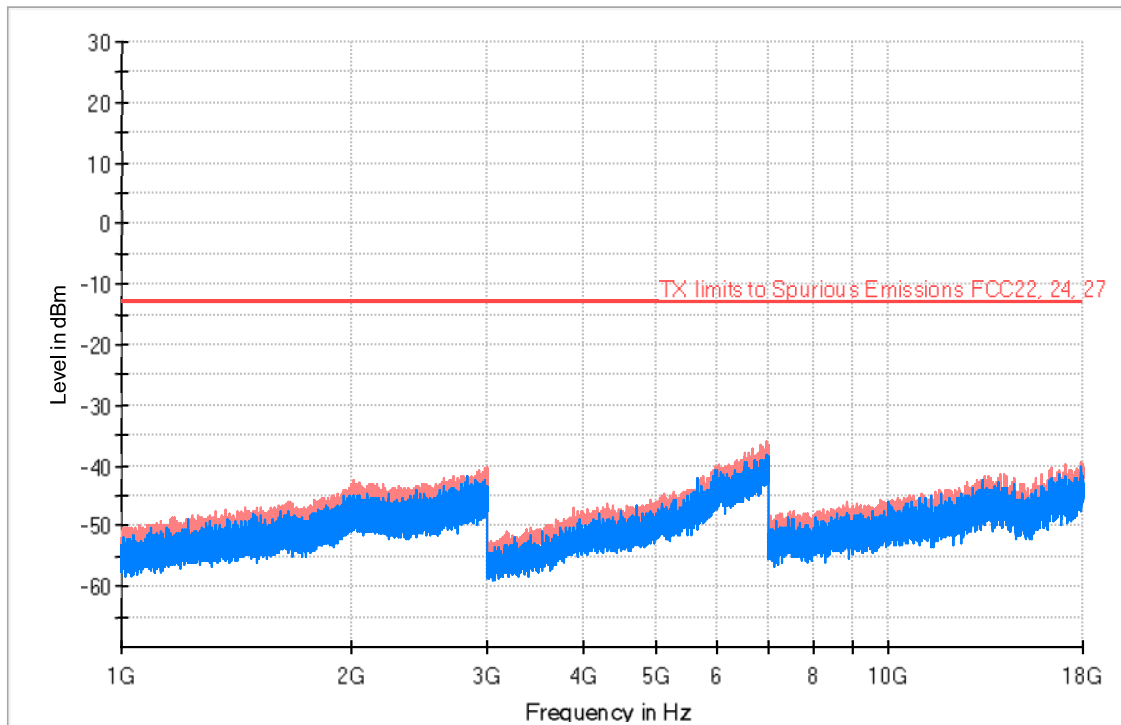


TEST RESULTS (Cont):

High Channel

FREQUENCY RANGE: 1-18 GHz

Frequency (MHz)	PK+_CLRWR (dBm)	PK+_MAXH (dBm)
2983.200000	-46.36	-40.76
6979.500000	-40.70	-36.50
14269.000000	-45.38	-40.00
17022.000000	-44.60	-39.00



— PK+_MAXH — PK+_CLRWR — TX limits to Spurious Emissions FCC22, 24, 27

TESTED SAMPLES:	S/01
TESTED CONDITIONS MODES:	TC#04 (Band 13)
TEST RESULTS:	PASS

RESULTS

A preliminary scan determined the QPSK 5 MHz bandwidth as the worst case. The configuration of Resource Blocks which is the worst case for conducted power was used.

The following plots show the results for this configuration.

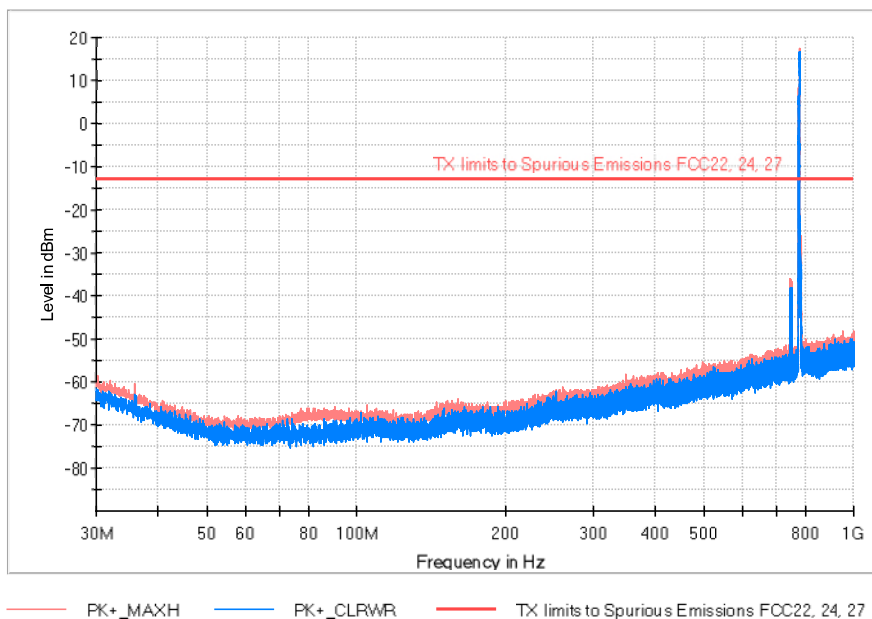
No spurious signal was found at less than 20dB respect to the limit in all the frequency ranges.

LTE QPSK MODULATION. RB = 1. Offset = 0. BW = 5 MHz

TEST RESULTS (Cont):	Low Channel
-----------------------------	-------------

FREQUENCY RANGE: 30-1000 MHz

Frequency (MHz)	PK+ CLRWR (dBm)	PK+ MAXH (dBm)	Comment
30.161667	-63.79	-58.62	
748.834667	-47.28	-36.12	
777.320333	16.62	17.61	Fundamental
953.698667	-54.32	-48.25	

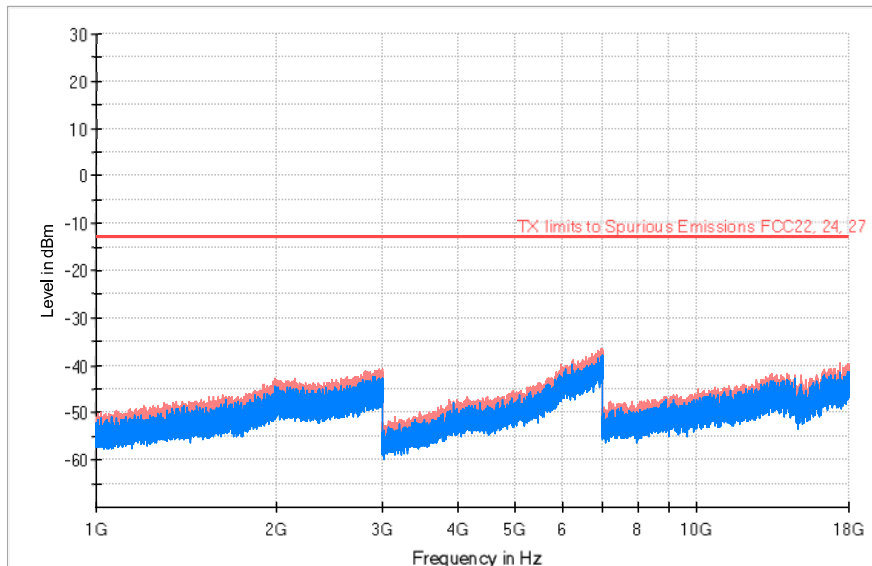


TEST RESULTS (Cont):

Low Channel

FREQUENCY RANGE: 1-18 GHz

Frequency (MHz)	PK+ CLRWR (dBm)	PK+ MAXH (dBm)
2966.666667	-45.88	-40.79
6995.000000	-40.87	-36.64
13390.500000	-46.20	-41.87
17358.000000	-45.47	-39.52



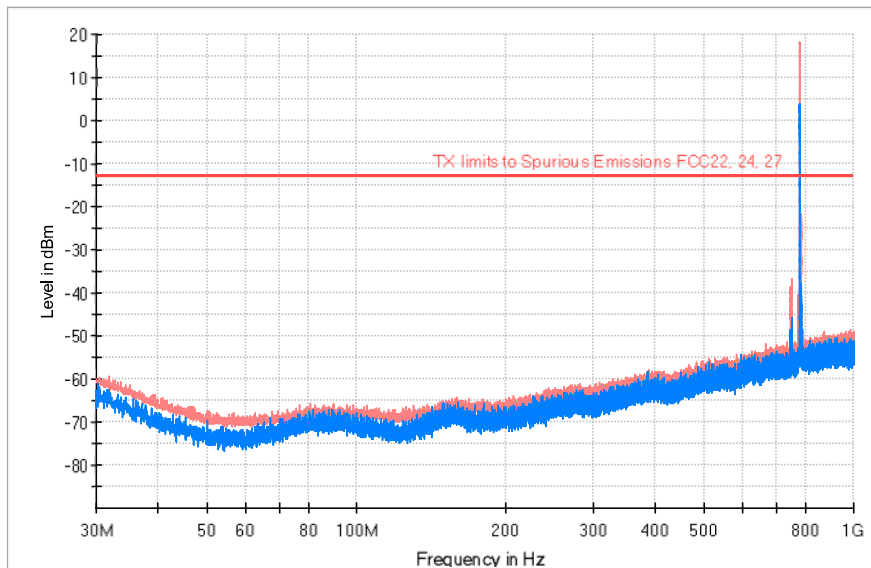
— PK+_MAXH — PK+_CLRWR — TX limits to Spurious Emissions FCC22, 24, 27

TEST RESULTS (Cont):

Middle Channel

FREQUENCY RANGE: 30-1000 MHz

Frequency (MHz)	PK+ _CLRWR (dBm)	PK+ _MAXH (dBm)	Comment
31.713667	-65.74	-59.16	
752.520667	-48.03	-36.61	Fundamental
779.842333	2.93	18.24	
984.641667	-55.54	-48.62	



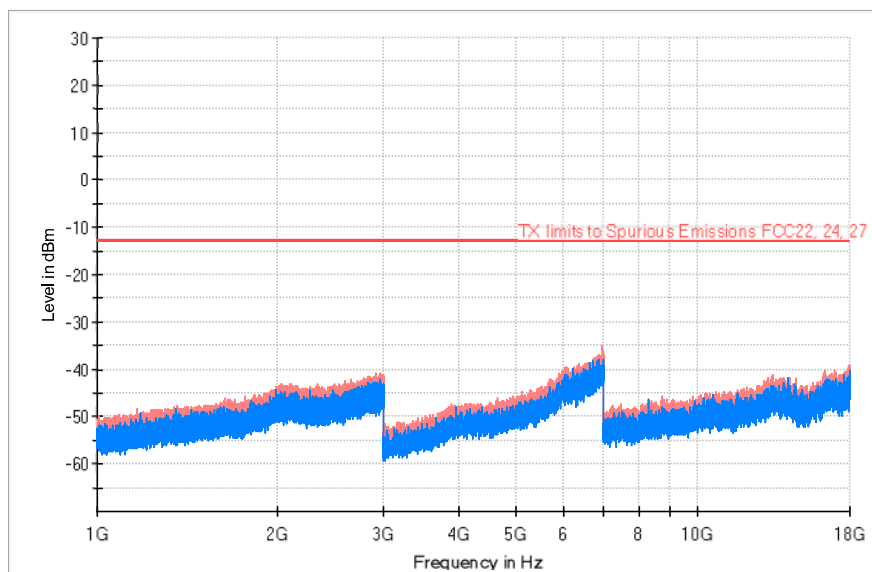
PK+ _MAXH PK+ _CLRWR TX limits to Spurious Emissions FCC22, 24, 27

TEST RESULTS (Cont):

Middle Channel

FREQUENCY RANGE: 1-18 GHz

Frequency (MHz)	PK+_CLRWR (dBm)	PK+_MAXH (dBm)
2971.533333	-46.96	-40.90
6970.500000	-41.01	-35.06
13395.500000	-45.35	-40.95
17953.000000	-43.86	-39.04



— PK+_MAXH — PK+_CLRWR — TX limits to Spurious Emissions FCC22, 24, 27