


Annex 4: Test setup photographs 18-1-0173201T48a-A4

| | | | |
|---|---|------------------------|-----------------|
| Number of pages: | 5 | Date of Report: | 2020-Oct-21 |
| Testing company: | CETECOM GmbH Im Teelbruch 116 45219 Essen Germany Tel. + 49 (0) 20 54 / 95 19-0 Fax: + 49 (0) 20 54 / 95 19-150 | Applicant: | Actia Nordic AB |
| Test Object / Tested Device(s): | Telematics Device / 103250101 | | |
| FCC ID: | 2AGKK103250101 | | |
| Testing has been carried out in accordance with: | Title 47 CFR, Chapter I FCC Regulations, Subchapter B Part 22 Subpart H, Part 24 Subpart E, Part 27 Subpart C RSS-130 Issue 2, RSS-132 Issue 5, RSS-133 Issue 6, RSS-139 Issue 3 RSS Gen Issue 5 Deviations, modifications or clarifications (if any) to above mentioned documents are written in each section under "Test method and limit". | | |


Table of Contents

| | | |
|---|---|---|
| 1 | Test setup photographs..... | 3 |
| | Photograph 1 : EUT Test Setup in the Fully anechoic chamber, | 3 |
| | Photograph 2 : EUT Test Setup in the Fully anechoic chambe_overall view | 3 |
| | Photograph 3 : EUT Setup Magnetic Field Measurements in the Semi anechoic chamber | 4 |
| | Photograph 4 : EUT Setup Magnetic Field Measurements in the Semi anechoic chamber | 4 |
| | Photograph 5 : EUT Setup Conducted Power verification | 5 |
| | Photograph 6 : EUT Setup Conducted Power verification | 5 |


1 Test setup photographs




Photograph 1: EUT Test Setup in the Fully anechoic chamber




Photograph 2: EUT Test Setup in the Fully anechoic chamber_overall view



Photograph 3: EUT Setup Magnetic Field Measurements in the Semi anechoic chamber



Photograph 4: EUT Setup Magnetic Field Measurements in the Semi anechoic chamber



Photograph 5: EUT Setup Conducted Power verification



Photograph 6: EUT Setup Conducted Power verification

End of Annex 4