

## Shenzhen UnionTrust Quality and Technology Co., Ltd.

Address: Unit D/E of 9/F and 16/F, Block A, Building 6, Baoneng science and technology park, Longhua district, Shenzhen, China

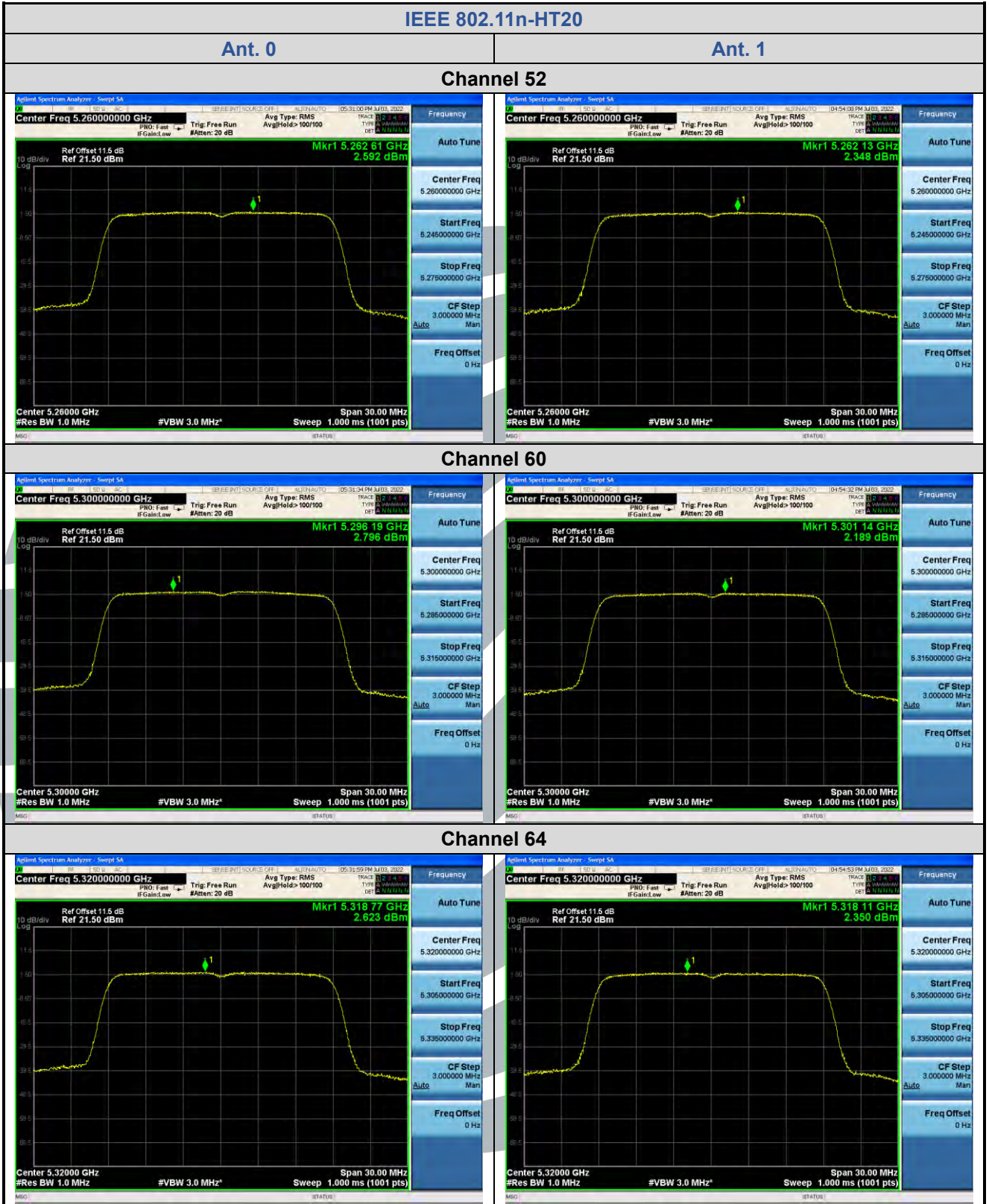
Tel: +86-755-28230888

Fax: +86-755-28230886

E-mail: info@uttlab.com

<http://www.uttlab.com>

UTTR-RF-FCCPART15.407-V1.1



**Shenzhen UnionTrust Quality and Technology Co., Ltd.**

Address: Unit D/E of 9/F and 16/F, Block A, Building 6, Baoneng science and technology park, Longhua district, Shenzhen, China

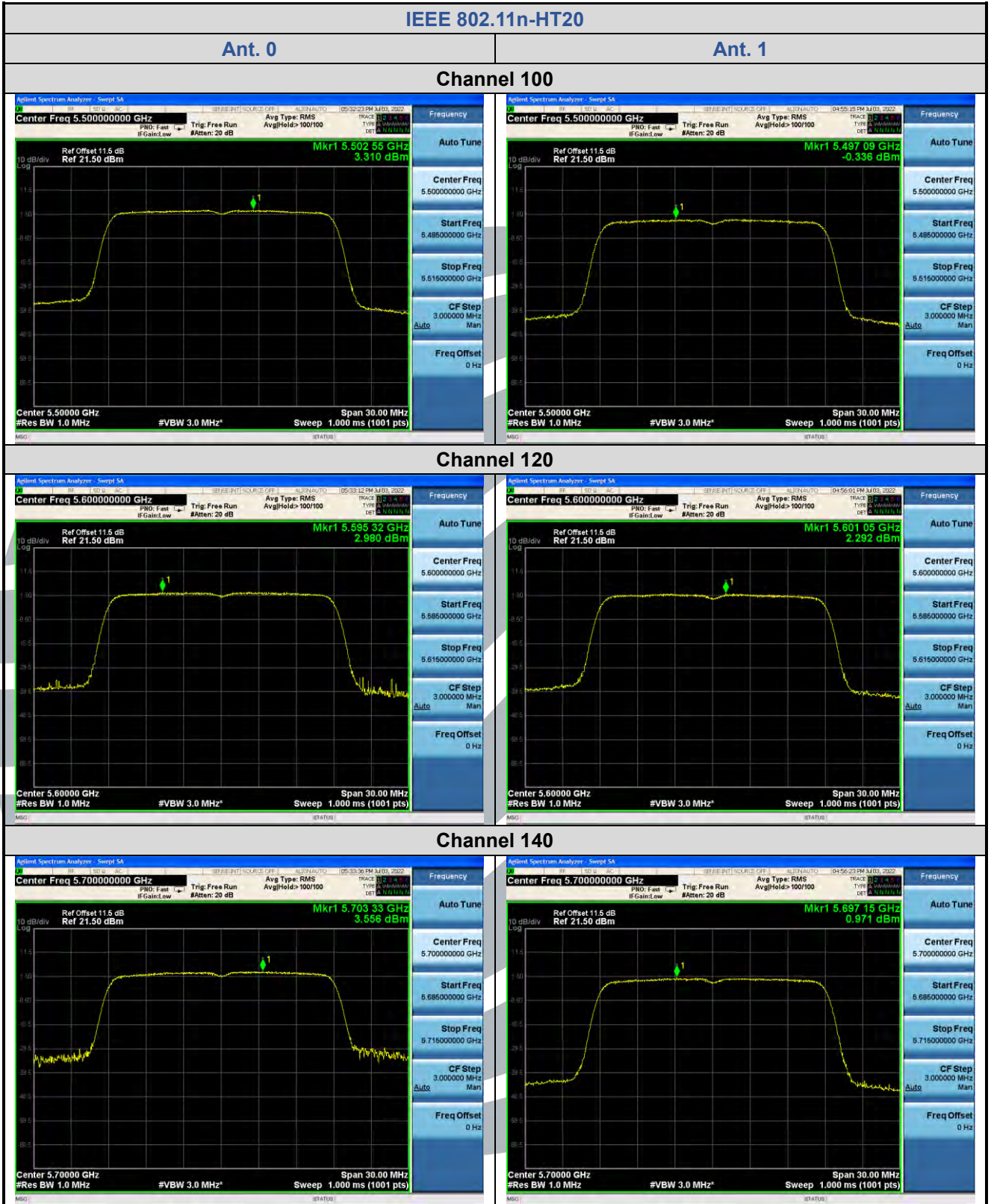
Tel: +86-755-28230888

Fax: +86-755-28230886

E-mail: info@uttlab.com

<http://www.uttlab.com>

UTTR-RF-FCCPART15.407-V1.1



**Shenzhen UnionTrust Quality and Technology Co., Ltd.**

Address: Unit D/E of 9/F and 16/F, Block A, Building 6, Baonong science and technology park, Longhua district, Shenzhen, China

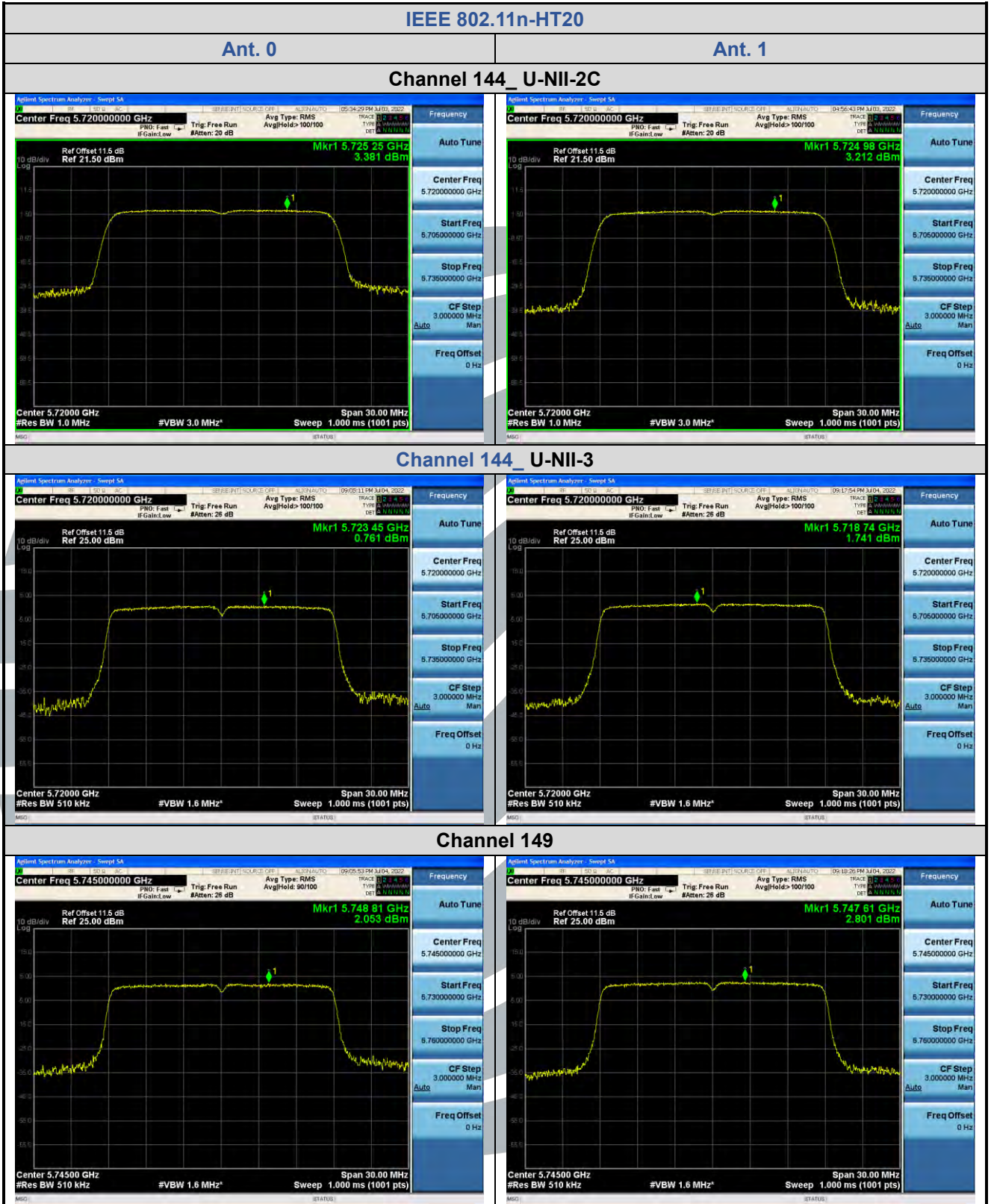
Tel: +86-755-28230888

Fax: +86-755-28230886

E-mail: info@uttlab.com

<http://www.uttlab.com>

UTTR-RF-FCCPART15.407-V1.1



**Shenzhen UnionTrust Quality and Technology Co., Ltd.**

Address: Unit D/E of 9/F and 16/F, Block A, Building 6, Baoneng science and technology park, Longhua district, Shenzhen, China

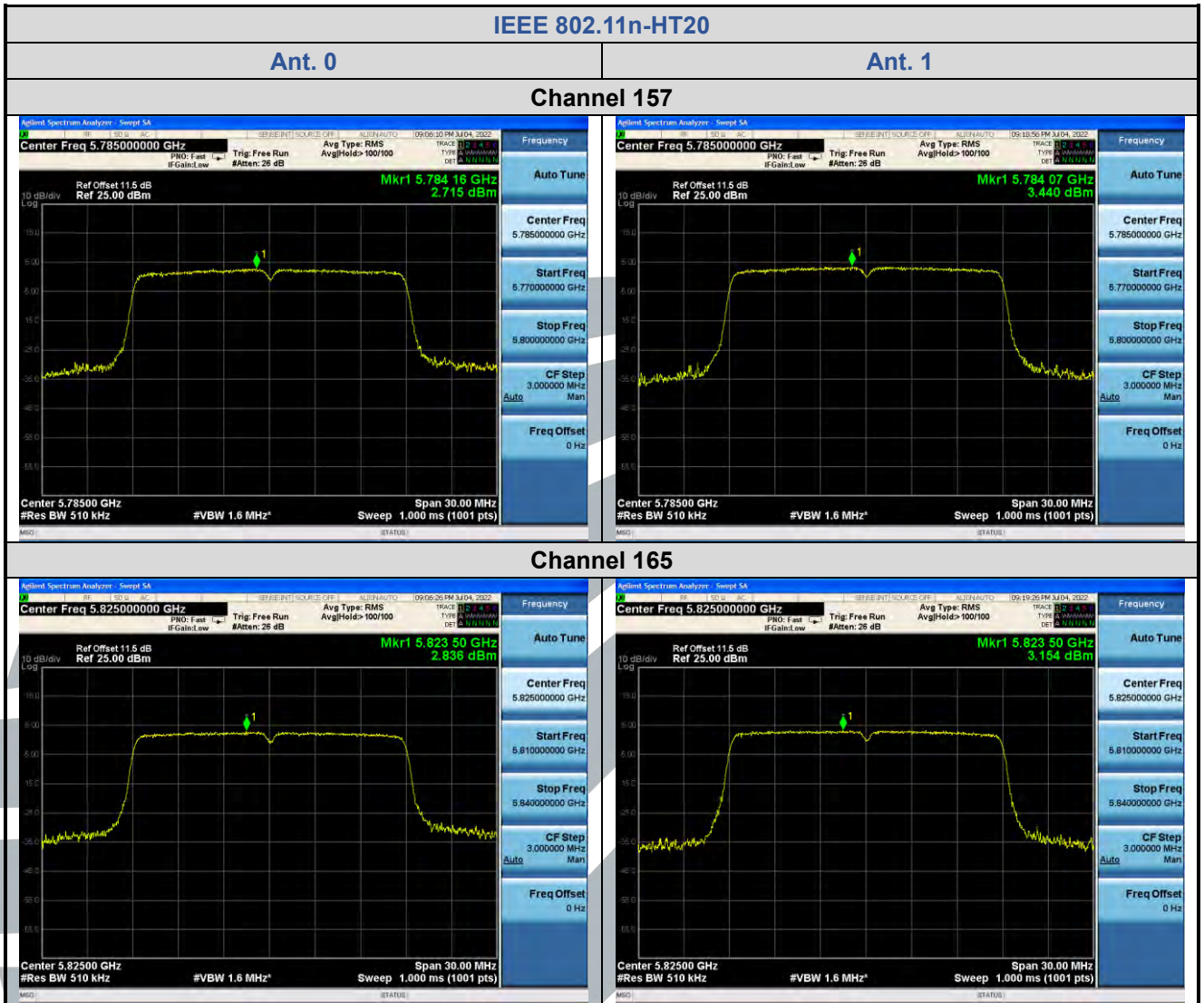
Tel: +86-755-28230888

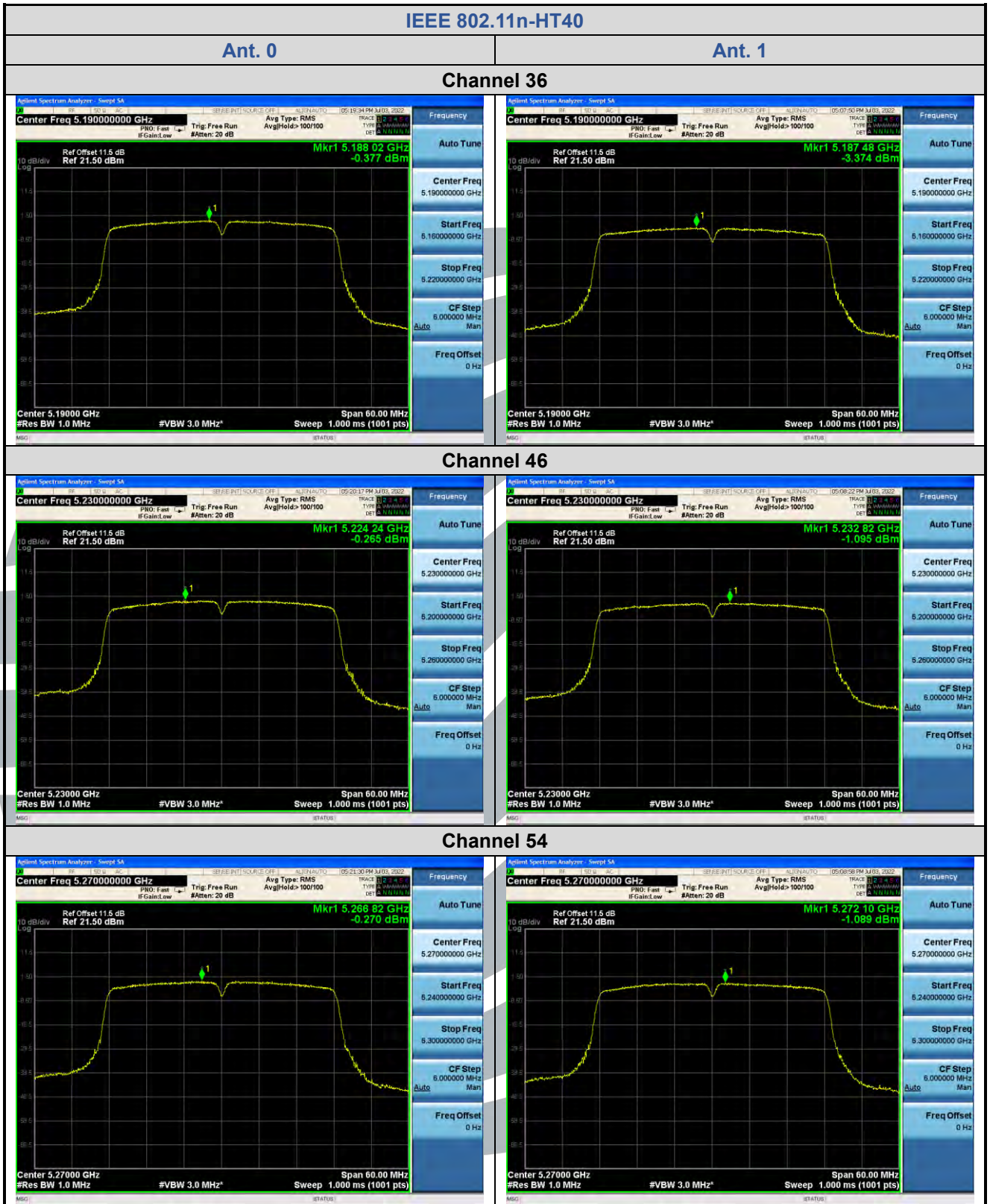
Fax: +86-755-28230886

E-mail: info@uttlab.com

<http://www.uttlab.com>

UTTR-RF-FCCPART15.407-V1.1





**Shenzhen UnionTrust Quality and Technology Co., Ltd.**

Address: Unit D/E of 9/F and 16/F, Block A, Building 6, Baoneng science and technology park, Longhua district, Shenzhen, China

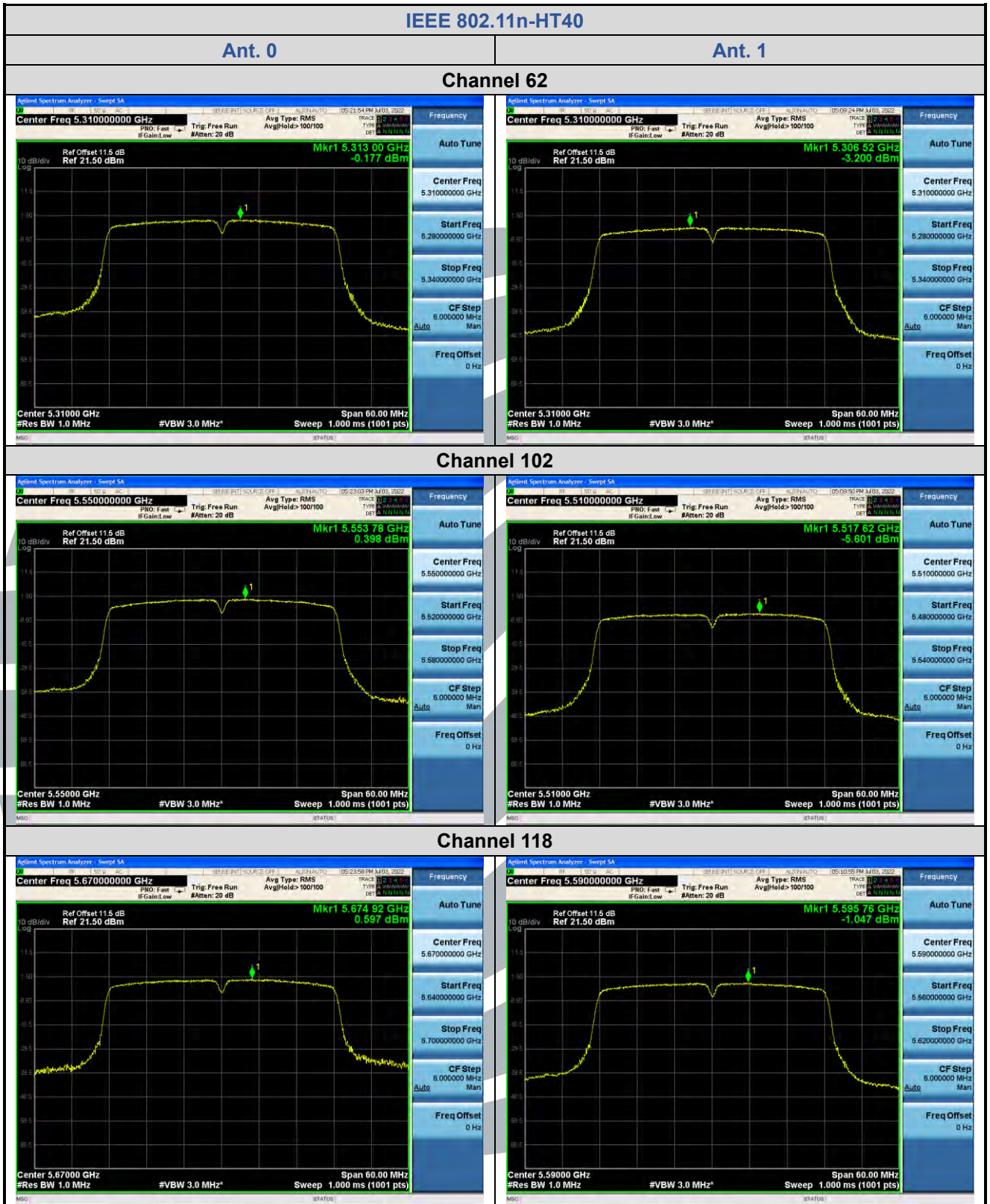
Tel: +86-755-28230888

Fax: +86-755-28230886

E-mail: info@uttlab.com

<http://www.uttlab.com>

UTTR-RF-FCCPART15.407-V1.1



**Shenzhen UnionTrust Quality and Technology Co., Ltd.**

Address: Unit D/E of 9/F and 16/F, Block A, Building 6, Baoneng science and technology park, Longhua district, Shenzhen, China

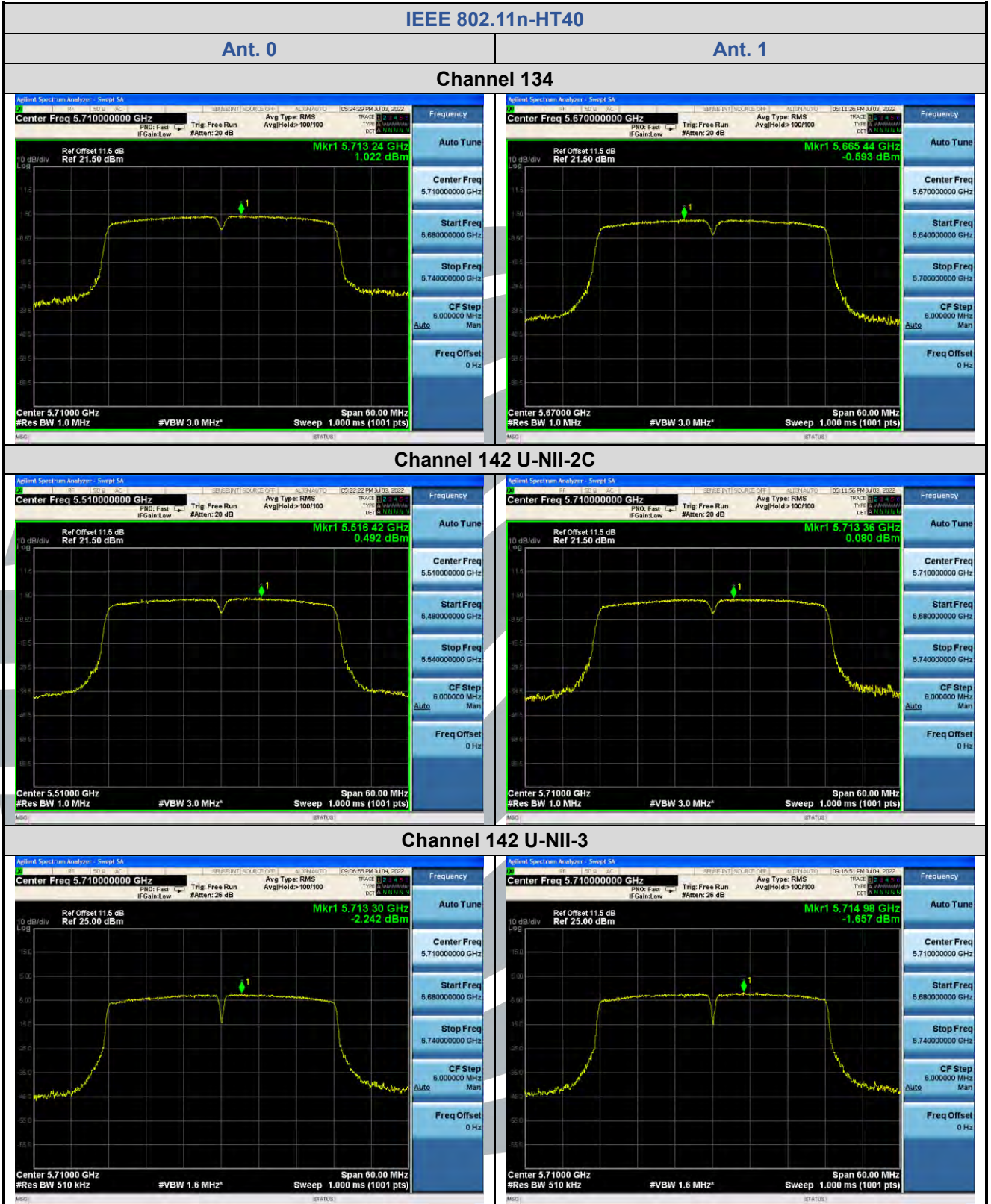
Tel: +86-755-28230888

Fax: +86-755-28230886

E-mail: info@uttlab.com

<http://www.uttlab.com>

UTTR-RF-FCCPART15.407-V1.1



**Shenzhen UnionTrust Quality and Technology Co., Ltd.**

Address: Unit D/E of 9/F and 16/F, Block A, Building 6, Baoneng science and technology park, Longhua district, Shenzhen, China

Tel: +86-755-28230888

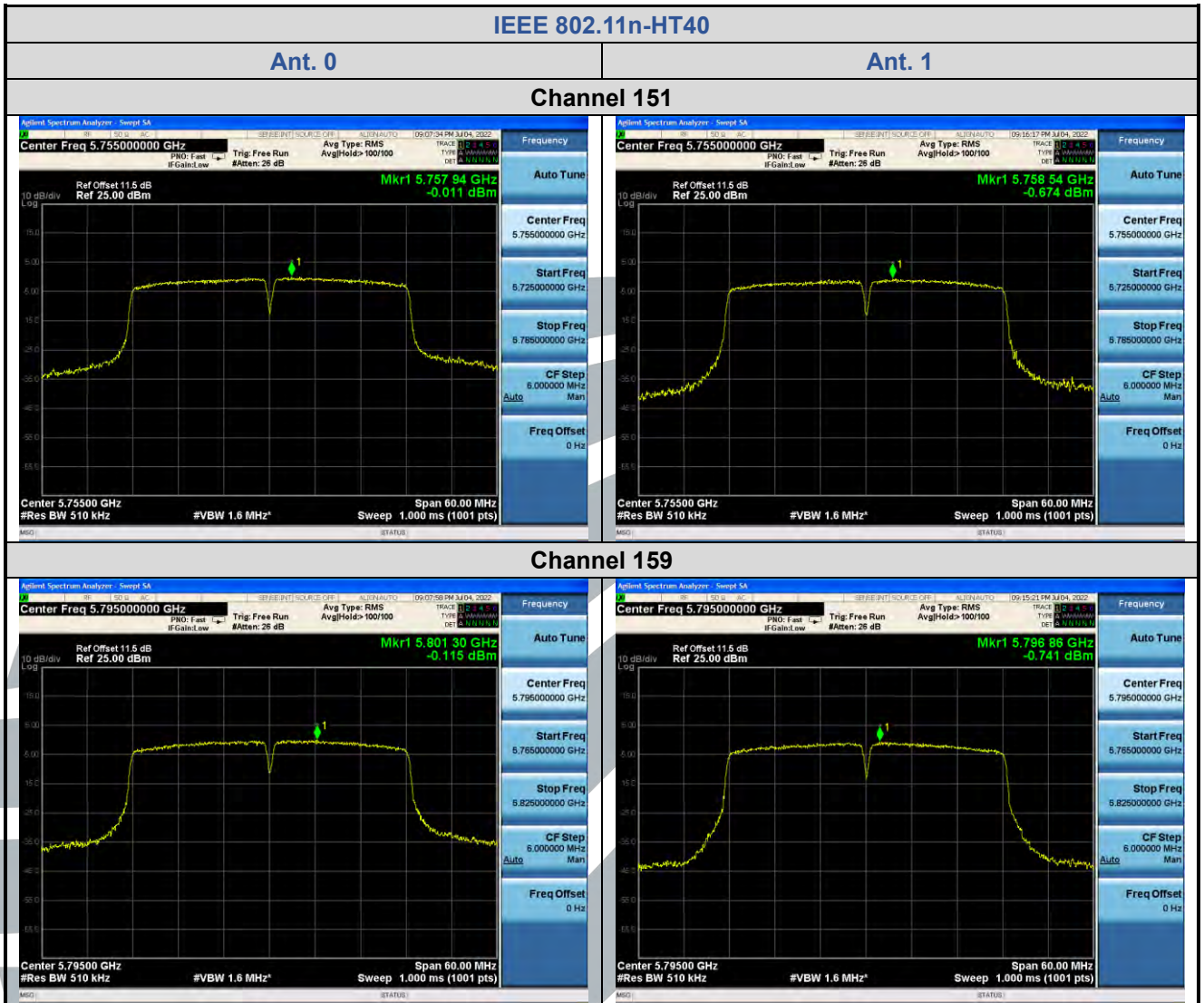
Fax: +86-755-28230886

E-mail: info@uttlab.com

<http://www.uttlab.com>

UTTR-RF-FCCPART15.407-V1.1





**Shenzhen UnionTrust Quality and Technology Co., Ltd.**

Address: Unit D/E of 9/F and 16/F, Block A, Building 6, Baoneng science and technology park, Longhua district, Shenzhen, China

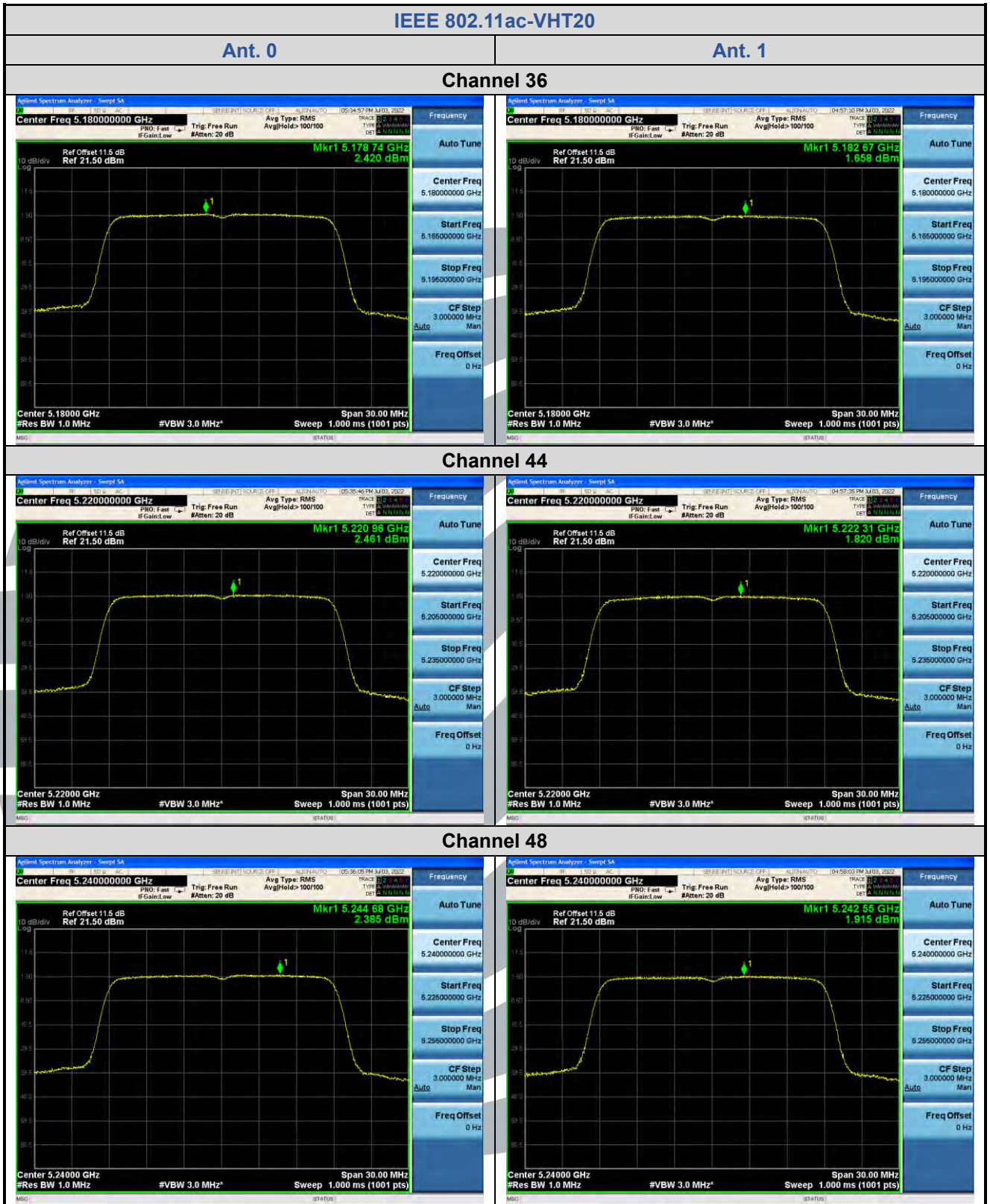
Tel: +86-755-28230888

Fax: +86-755-28230886

E-mail: info@uttlab.com

<http://www.uttlab.com>

UTTR-RF-FCCPART15.407-V1.1



**Shenzhen UnionTrust Quality and Technology Co., Ltd.**

Address: Unit D/E of 9/F and 16/F, Block A, Building 6, Baoneng science and technology park, Longhua district, Shenzhen, China

Tel: +86-755-28230888

Fax: +86-755-28230886

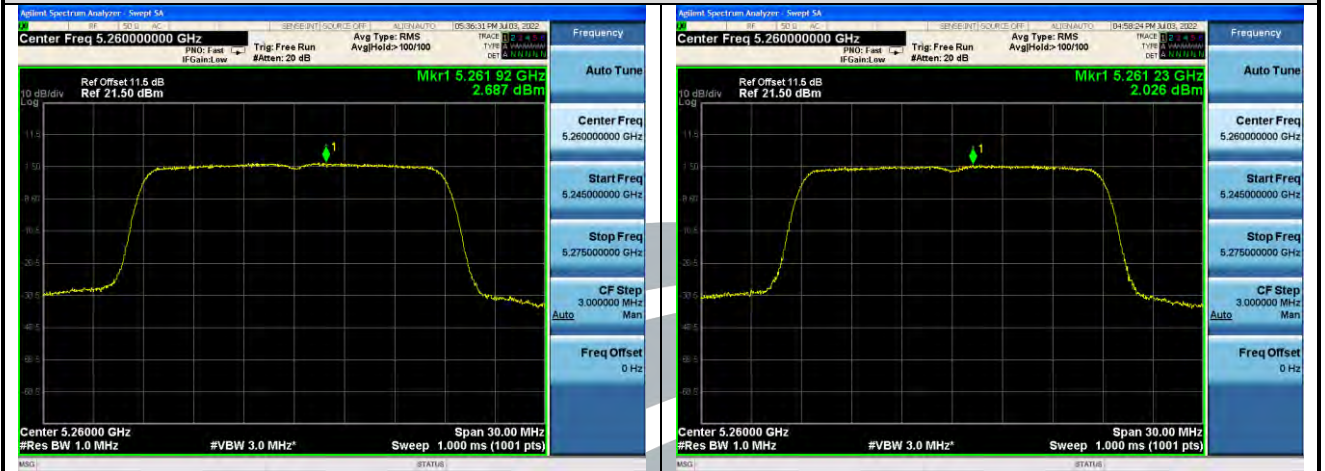
E-mail: info@uttlab.com

<http://www.uttlab.com>

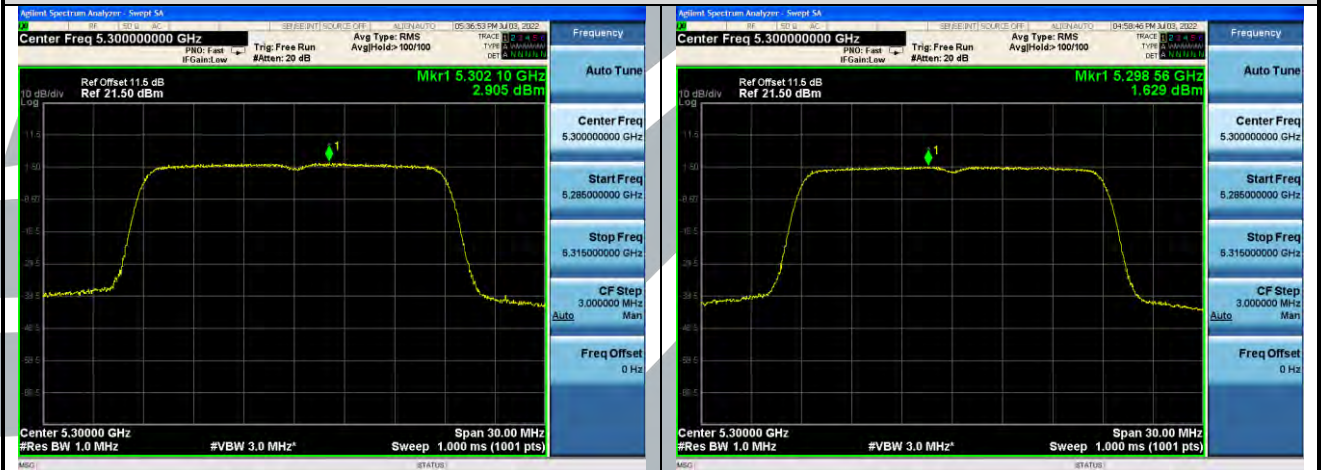
UTTR-RF-FCCPART15.407-V1.1

IEEE 802.11ac-VHT20

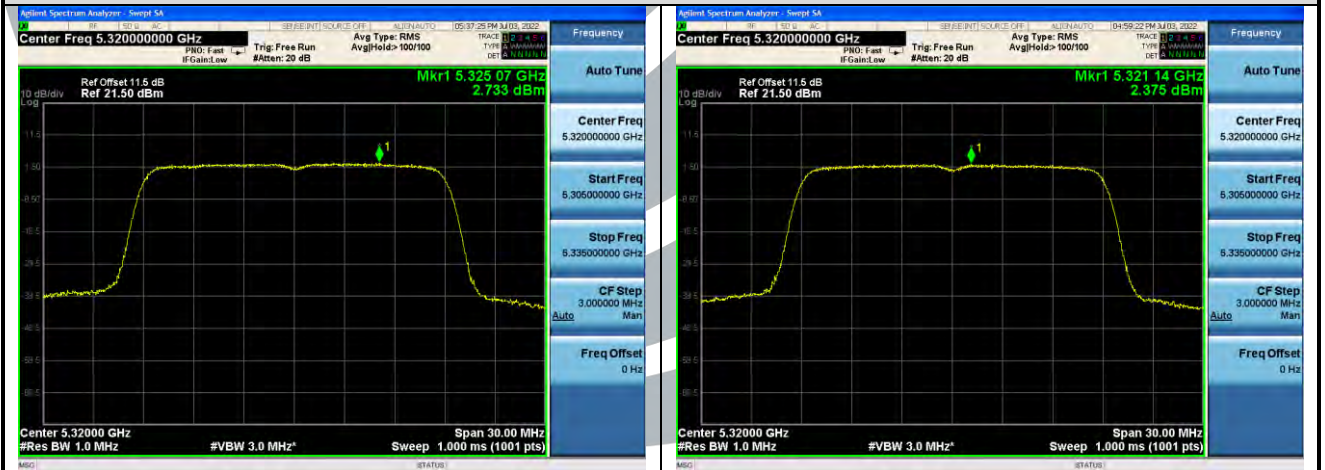
Channel 52

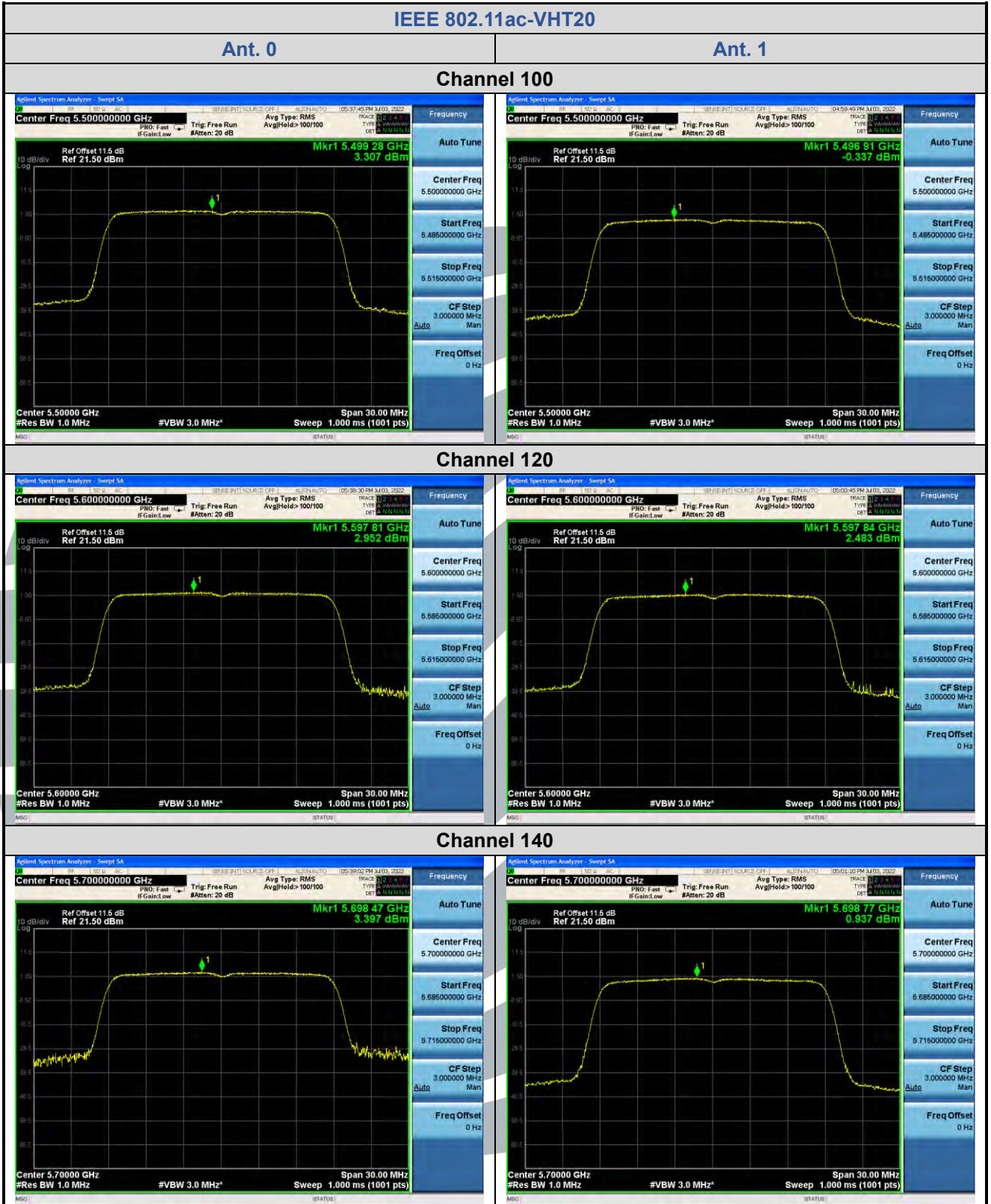


Channel 60



Channel 64





**Shenzhen UnionTrust Quality and Technology Co., Ltd.**

Address: Unit D/E of 9/F and 16/F, Block A, Building 6, Baoneng science and technology park, Longhua district, Shenzhen, China

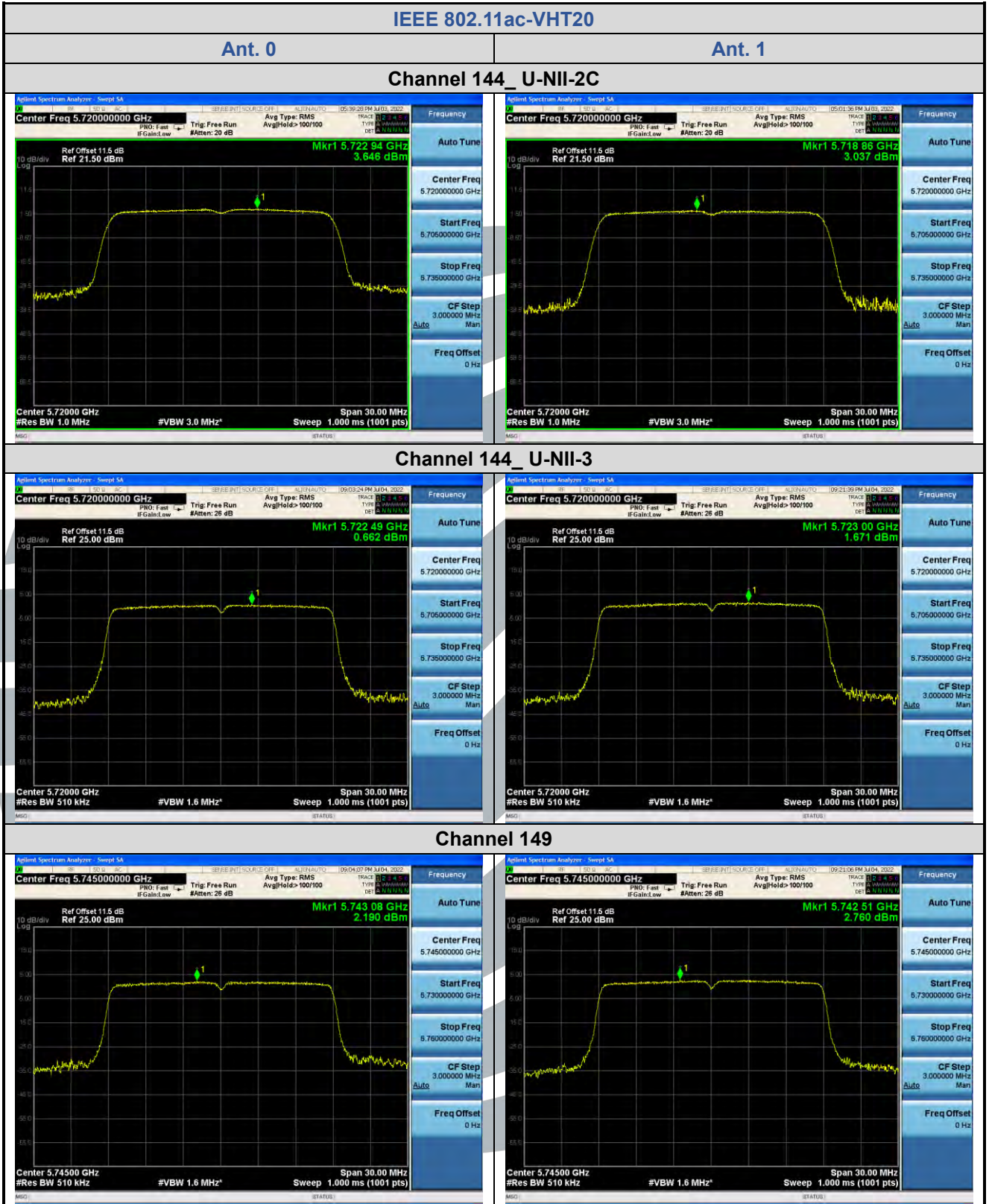
Tel: +86-755-28230888

Fax: +86-755-28230886

E-mail: info@uttlab.com

<http://www.uttlab.com>

UTTR-RF-FCCPART15.407-V1.1



**Shenzhen UnionTrust Quality and Technology Co., Ltd.**

Address: Unit D/E of 9/F and 16/F, Block A, Building 6, Baoneng science and technology park, Longhua district, Shenzhen, China

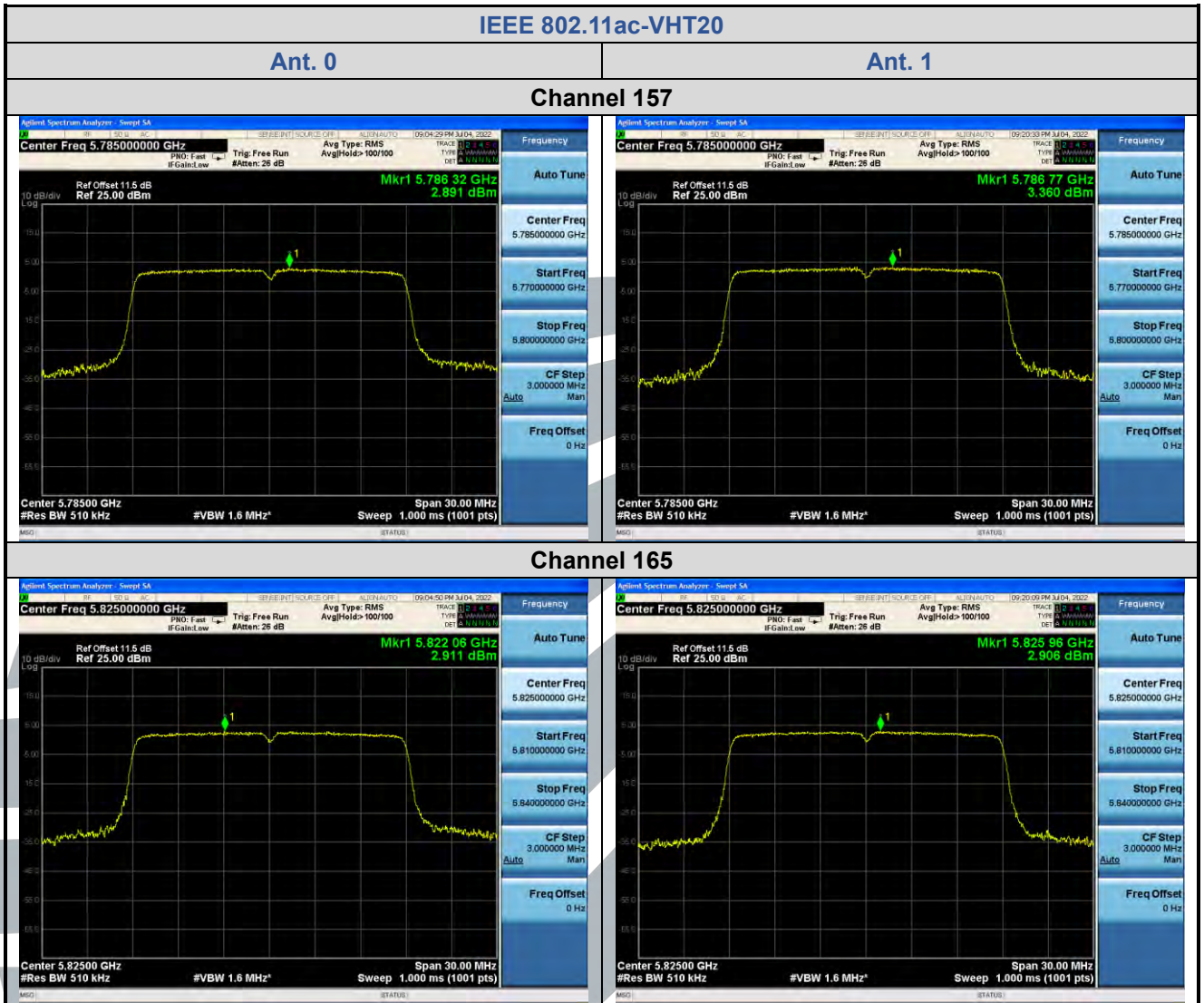
Tel: +86-755-28230888

Fax: +86-755-28230886

E-mail: info@uttlab.com

<http://www.uttlab.com>

UTTR-RF-FCCPART15.407-V1.1



## Shenzhen UnionTrust Quality and Technology Co., Ltd.

Address: Unit D/E of 9/F and 16/F, Block A, Building 6, Baoneng science and technology park, Longhua district, Shenzhen, China

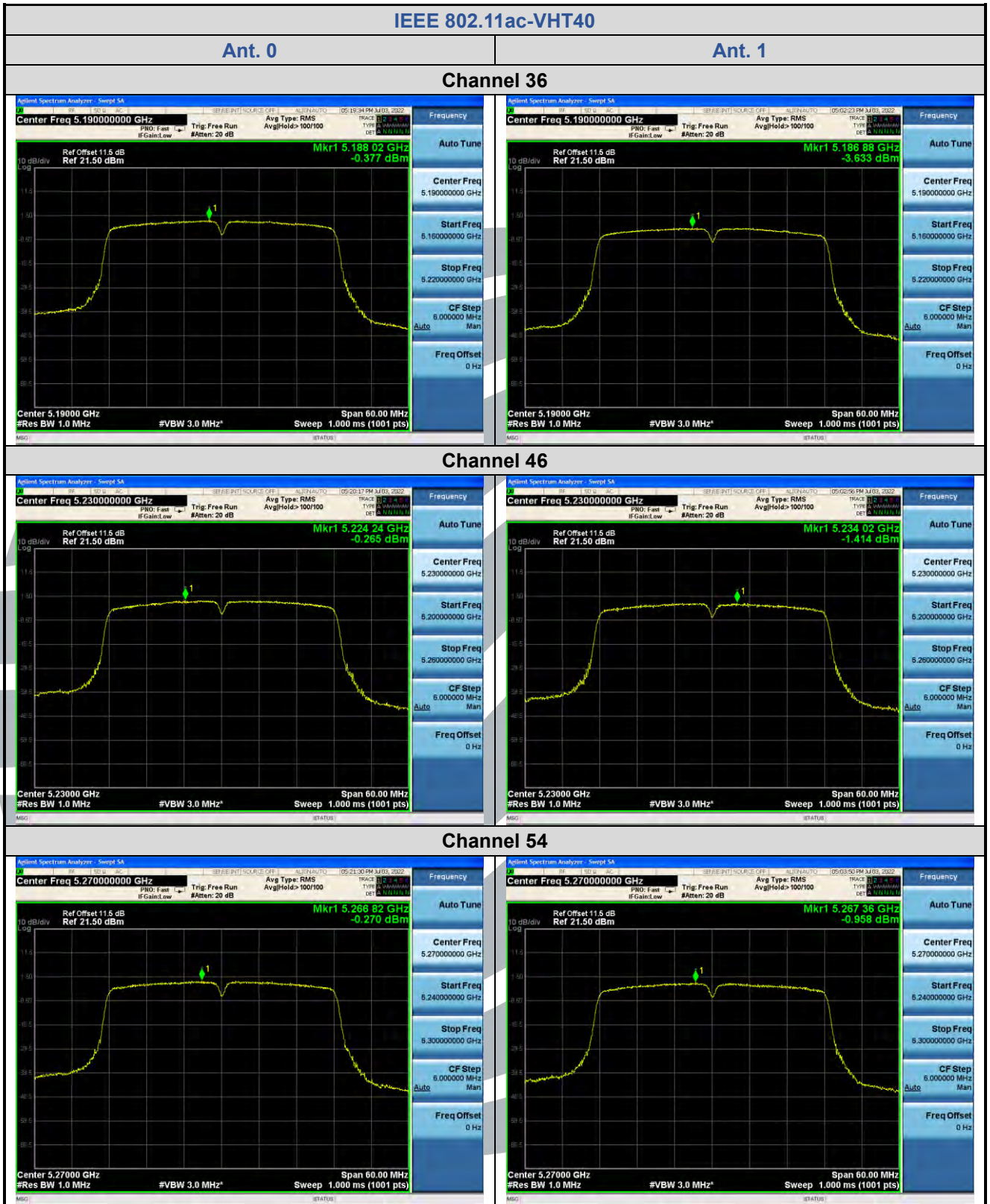
Tel: +86-755-28230888

Fax: +86-755-28230886

E-mail: info@uttlab.com

<http://www.uttlab.com>

UTTR-RF-FCCPART15.407-V1.1



**Shenzhen UnionTrust Quality and Technology Co., Ltd.**

Address: Unit D/E of 9/F and 16/F, Block A, Building 6, Baoneng science and technology park, Longhua district, Shenzhen, China

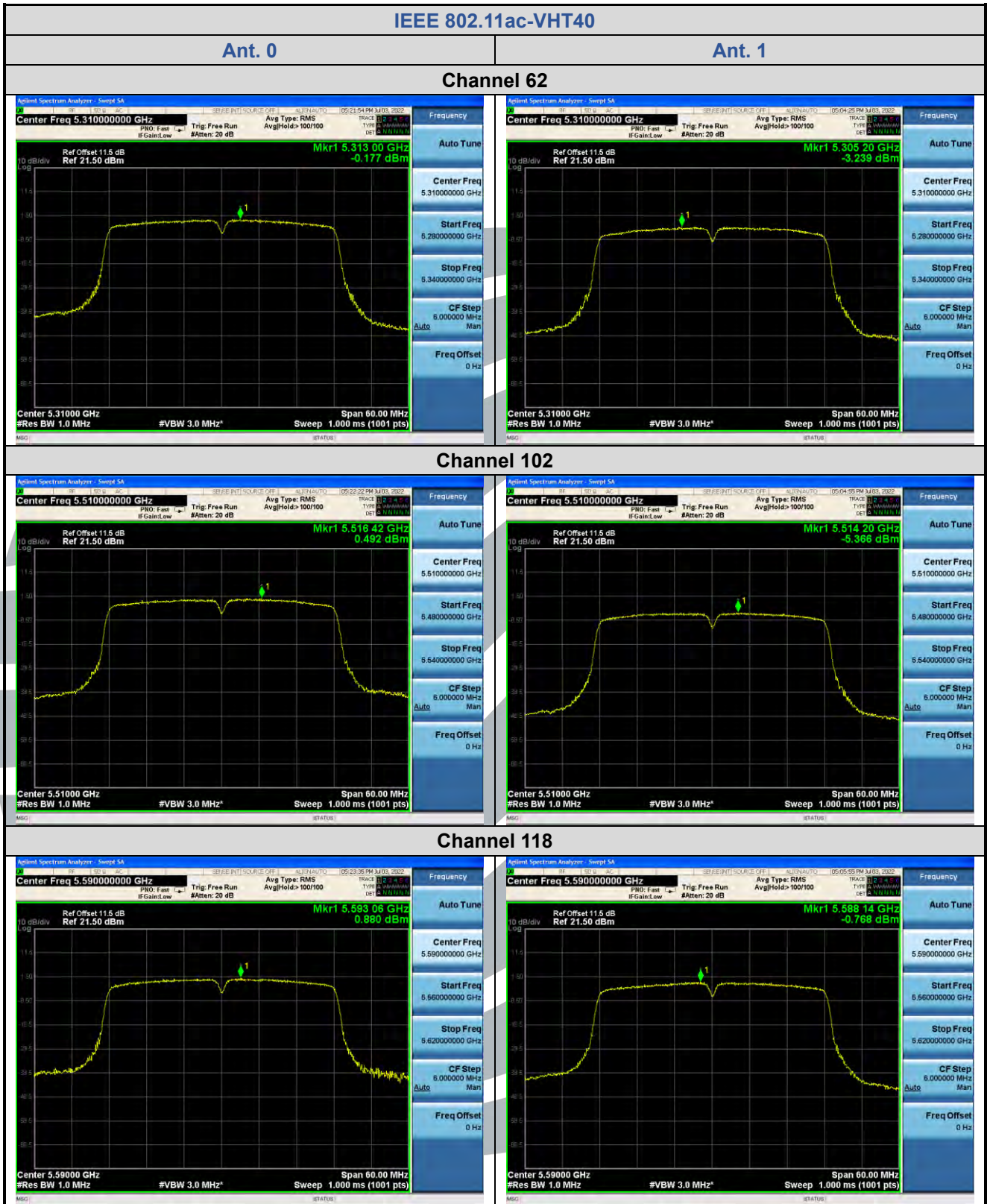
Tel: +86-755-28230888

Fax: +86-755-28230886

E-mail: info@uttlab.com

<http://www.uttlab.com>

UTTR-RF-FCCPART15.407-V1.1



## Shenzhen UnionTrust Quality and Technology Co., Ltd.

Address: Unit D/E of 9/F and 16/F, Block A, Building 6, Baoneng science and technology park, Longhua district, Shenzhen, China

Tel: +86-755-28230888

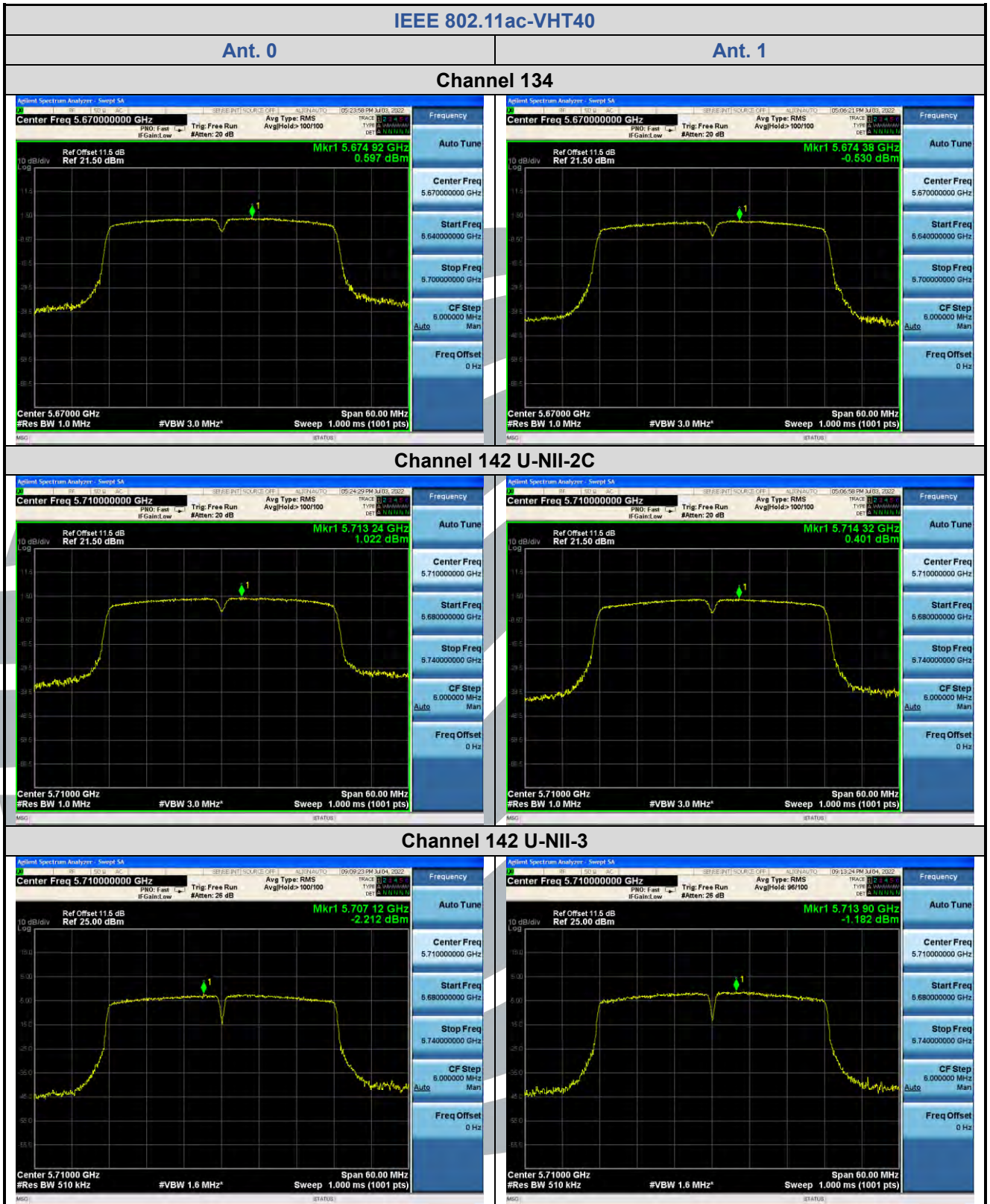
Fax: +86-755-28230886

E-mail: info@uttlab.com

<http://www.uttlab.com>

UTTR-RF-FCCPART15.407-V1.1





**Shenzhen UnionTrust Quality and Technology Co., Ltd.**

Address: Unit D/E of 9/F and 16/F, Block A, Building 6, Baoneng science and technology park, Longhua district, Shenzhen, China

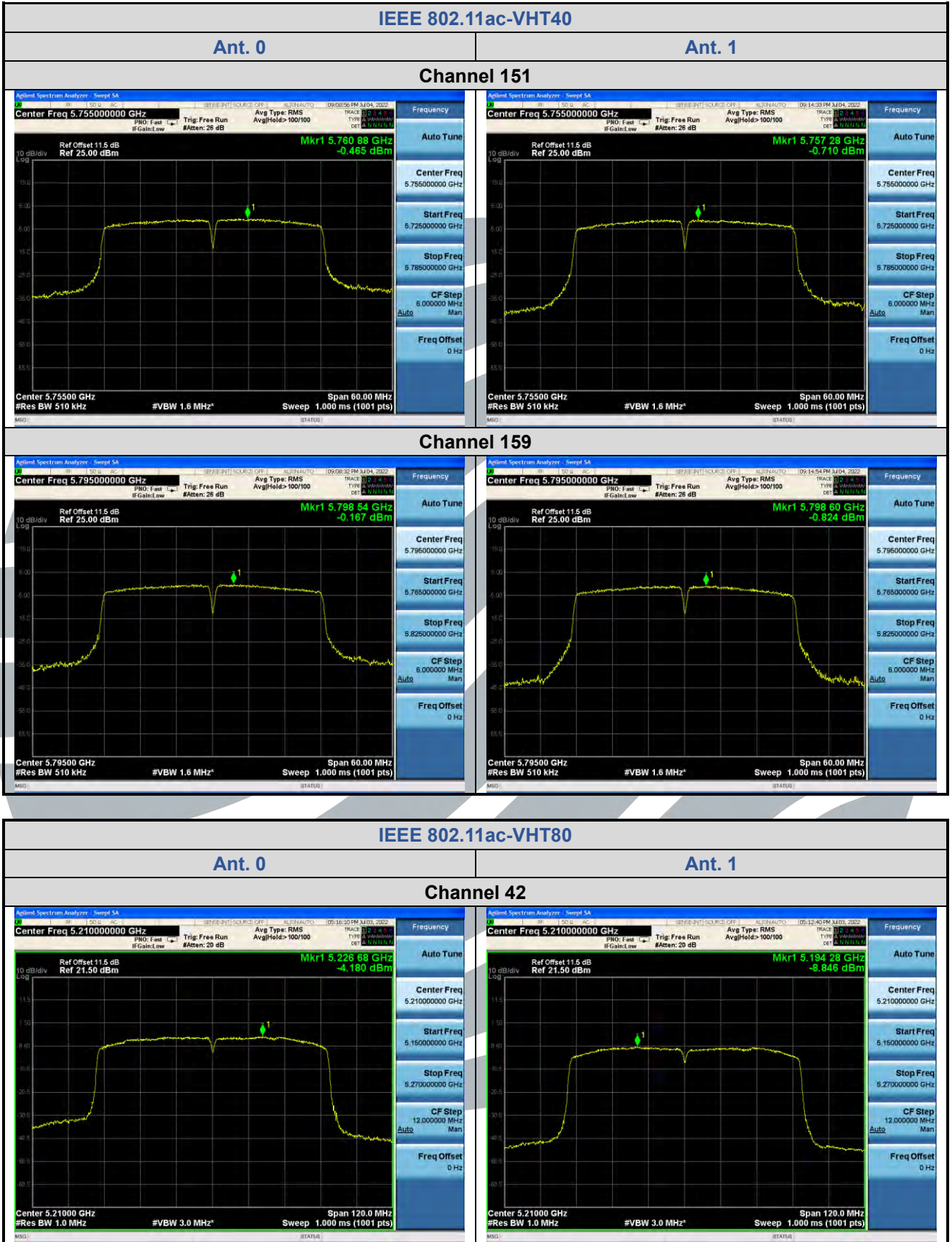
Tel: +86-755-28230888

Fax: +86-755-28230886

E-mail: info@uttlab.com

<http://www.uttlab.com>

UTTR-RF-FCCPART15.407-V1.1



**Shenzhen UnionTrust Quality and Technology Co., Ltd.**

Address: Unit D/E of 9/F and 16/F, Block A, Building 6, Baoneng science and technology park, Longhua district, Shenzhen, China

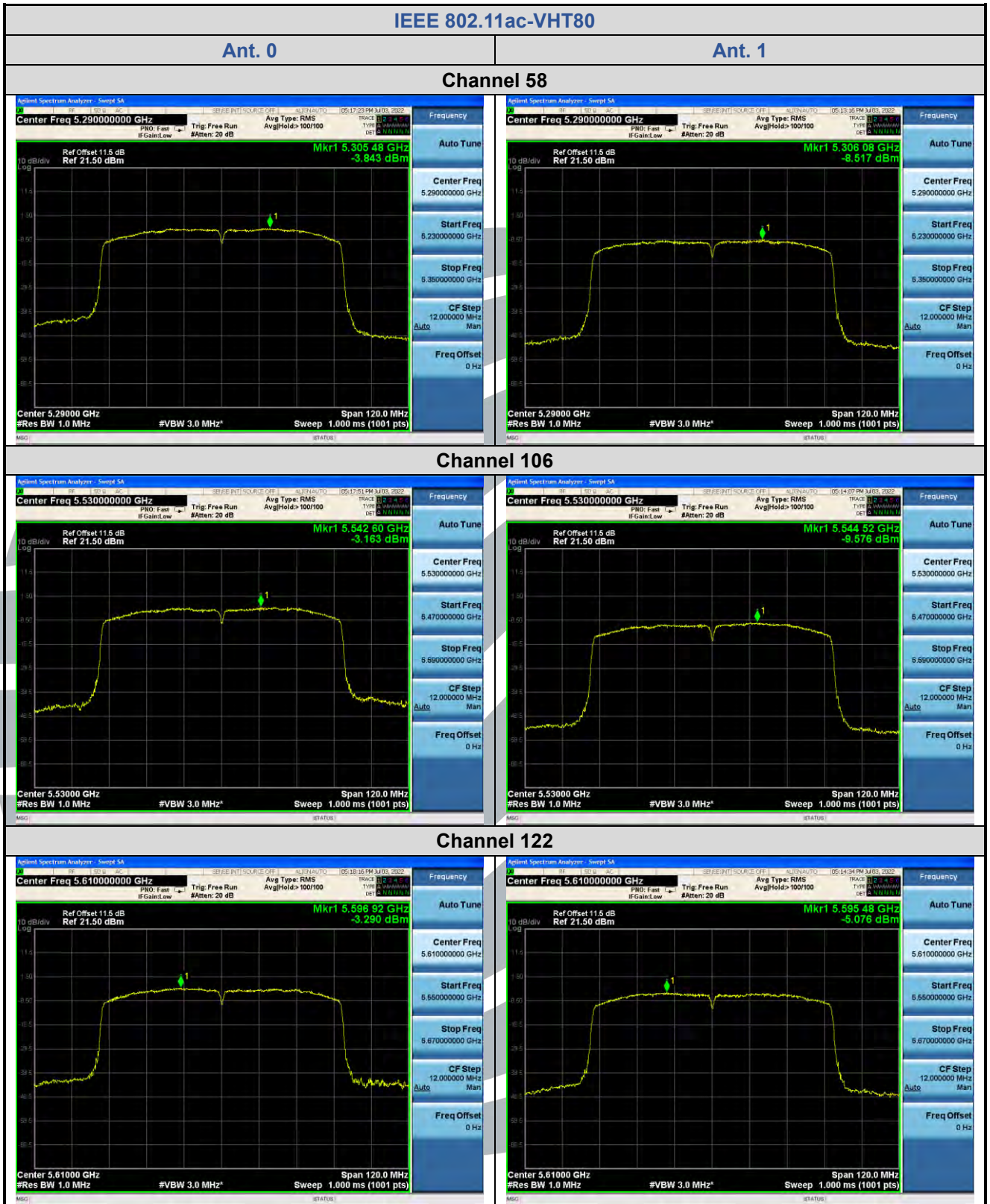
Tel: +86-755-28230888

Fax: +86-755-28230886

E-mail: info@uttlab.com

<http://www.uttlab.com>

UTTR-RF-FCCPART15.407-V1.1



**Shenzhen UnionTrust Quality and Technology Co., Ltd.**

Address: Unit D/E of 9/F and 16/F, Block A, Building 6, Baoneng science and technology park, Longhua district, Shenzhen, China

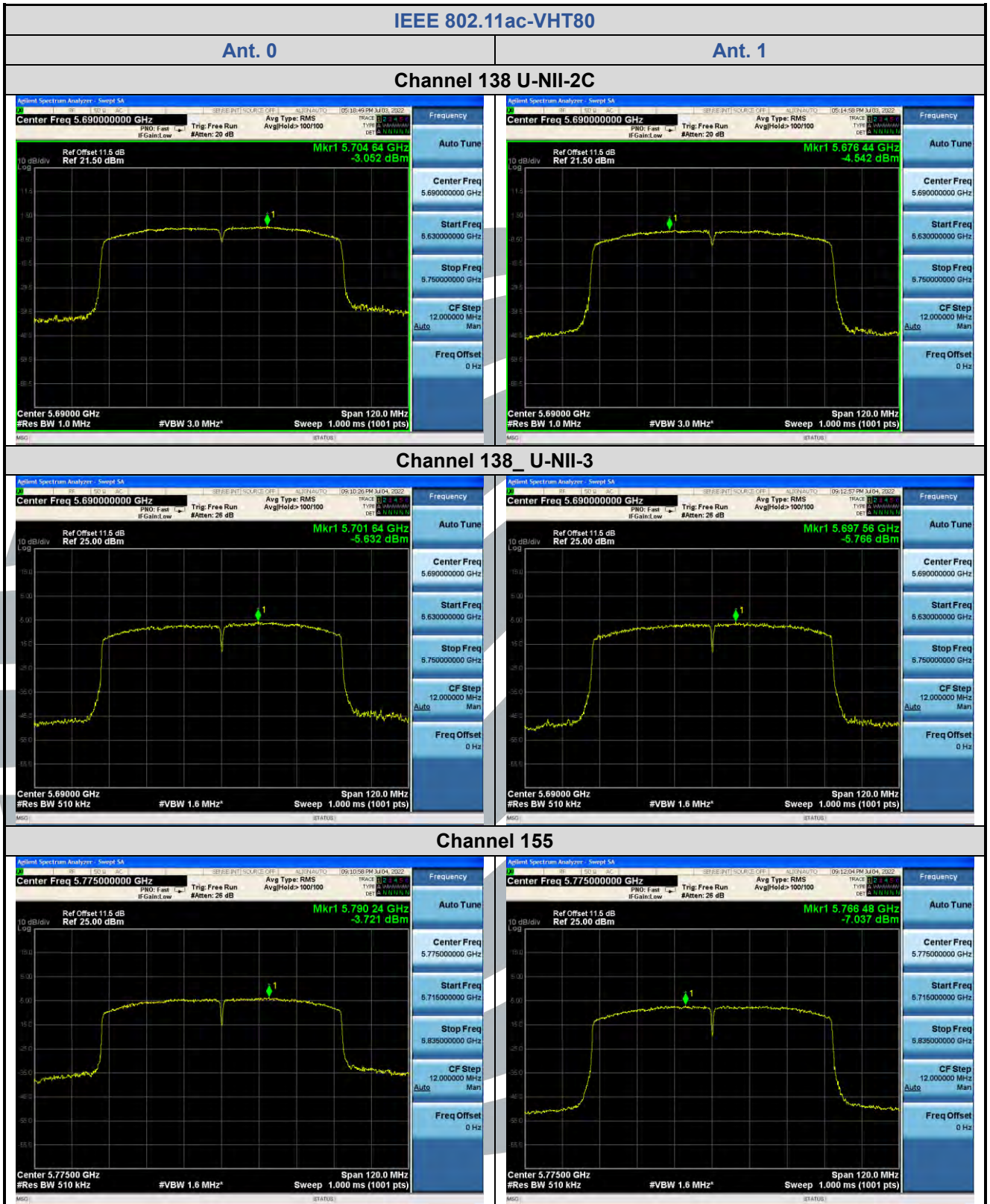
Tel: +86-755-28230888

Fax: +86-755-28230886

E-mail: info@uttlab.com

<http://www.uttlab.com>

UTTR-RF-FCCPART15.407-V1.1



## Shenzhen UnionTrust Quality and Technology Co., Ltd.

Address: Unit D/E of 9/F and 16/F, Block A, Building 6, Baoneng science and technology park, Longhua district, Shenzhen, China

Tel: +86-755-28230888

Fax: +86-755-28230886

E-mail: info@uttlab.com

<http://www.uttlab.com>

UTTR-RF-FCCPART15.407-V1.1

### 5.7 RADIATED EMISSIONS AND BAND EDGE MEASUREMENT

**Test Requirement:** FCC 47 CFR Part 15 Subpart E Section 15.407 (b)(1)(2)(3)(4)(6)  
 FCC 47 CFR Part 15 Subpart C Section 15.209/205

**Test Method:** KDB 789033 D02 v02r01 Section G.3, G.4, G.5, and G.6

**Receiver Setup:**

Frequency	RBW
0.009 MHz-0.150 MHz	200/300 kHz
0.150 MHz -30 MHz	9/10 kHz
30 MHz-1 GHz	100/120 kHz
Above 1 GHz	1 MHz

**Limits:**

**1. Limits of Radiated Emission and Band edge Measurement**

Radiated emissions that fall in the restricted bands must comply with the general emissions limits in 15.209(a) as below table. Other emissions shall be at least 20 dB below the highest level of the desired power.

Frequency	Field strength (microvolt/meter)	Limit (dBµV/m)	Remark	Measurement distance (m)
0.009 MHz-0.490 MHz	2400/F(kHz)	--	--	300
0.490 MHz-1.705 MHz	24000/F(kHz)	--	--	30
1.705 MHz-30 MHz	30	--	--	30
30 MHz-88 MHz	100	40.0	Quasi-peak	3
88 MHz-216 MHz	150	43.5	Quasi-peak	3
216 MHz-960 MHz	200	46.0	Quasi-peak	3
960MHz-1GHz	500	54.0	Quasi-peak	3
Above 1 GHz	500	54.0	Average	3

**Remark:**

- a. The lower limit shall apply at the transition frequencies.
- b. Emission level (dBuV/m) = 20 log Emission level (uV/m).
- c. For frequencies above 1000 MHz, the field strength limits are based on average detector, however, the peak field strength of any emission shall not exceed the maximum permitted average limits, specified above by more than 20 dB under any condition of modulation.

**2. Limits of Unwanted Emission Out of the Restricted Bands**

Applicable To	Limit	
789033 D02 General U-NII Test Procedures New Rules v01r04	Field Strength at 3 m	
	EIRP Limit	Equivalent Field Strength at 3 m
Applicable To	PK: 74 (dBμV/m)	AV: 54 (dBμV/m)
FCC Part 15.407 (b)(1)	PK: -27 (dBm/MHz)	PK: 68.2 (dBμV/m)
FCC Part 15.407 (b)(2)	PK: -27 (dBm/MHz)	PK: 68.2 (dBμV/m)
FCC Part 15.407 (b)(3)	PK: -27 (dBm/MHz)	PK: 68.2 (dBμV/m)
FCC Part 15.407 (b)(4)	27 dBm/MHz at frequencies from the band edges decreasing linearly to 15.6 dBm/MHz at 5 MHz above or below the band edges;	PK: 68.2 (dBμV/m)
	15.6 dBm/MHz at 5 MHz above or below the band edges decreasing linearly to 10 dBm/MHz at 25 MHz above or below the band edges;	
	10 dBm/MHz at 25 MHz above or below the band edges decreasing linearly to -27 dBm/MHz at 75 MHz above or below the band edges;	
	-27 dBm/MHz at frequencies more than 75 MHz above or below the band edges.	

**Test Setup:** Refer to section 4.5.1 for details.

**Test Procedures:**

- The EUT was placed on the top of a rotating table 0.8 meters (for below 1 GHz) / 1.5 meters (for above 1 GHz) above the ground at 3 meter chamber room for test. The table was rotated 360 degrees to determine the position of the highest radiation.
- The EUT was set 3 meters away from the interference-receiving antenna, which was mounted on the top of a variable-height antenna tower.
- The height of antenna is varied from one meter to four meters above the ground to determine the maximum value of the field strength. Both horizontal and vertical polarizations of the antenna are set to make the measurement.
- For each suspected emission, the EUT was arranged to its worst case and then the antenna was tuned to heights from 1 meter to 4 meters and the rotatable table was turned from 0 degrees to 360 degrees to find the maximum reading.
- The test-receiver system was set to quasi-peak detect function and specified bandwidth with maximum hold mode when the test frequency is below 1 GHz.
- The test-receiver system was set to peak and average detected function and specified bandwidth with maximum hold mode when the test frequency is above 1 GHz. If the peak reading value also meets average limit, measurement with the average detector is unnecessary.

**Remark:**

- The resolution bandwidth and video bandwidth of test receiver/spectrum analyzer is 120 kHz for Quasi-peak detection (QP) at frequency below 1 GHz.
- The resolution bandwidth of test receiver/spectrum analyzer is 1 MHz and the video bandwidth is 3 MHz for Peak detection (PK) at frequency above 1 GHz.
- The resolution bandwidth of test receiver/spectrum analyzer is 1 MHz and the video bandwidth is 3 MHz for RMS Average (Duty cycle < 98 %) for Average detection (AV) at frequency above 1 GHz, then the measurement results was added to a correction factor (10 log(1/duty cycle)).
- The resolution bandwidth of test receiver/spectrum analyzer is 1 MHz and the video bandwidth is 10 Hz (Duty cycle ≥ 98 %) or ≥ 1/T(duty cycle is < 98%) for Average detection (AV) at frequency above 1 GHz.
- All modes of operation were investigated and the worst-case emissions are reported.

**Equipment Used:** Refer to section 3 for details.

**Test Result:** Pass

**The measurement data as follows:**

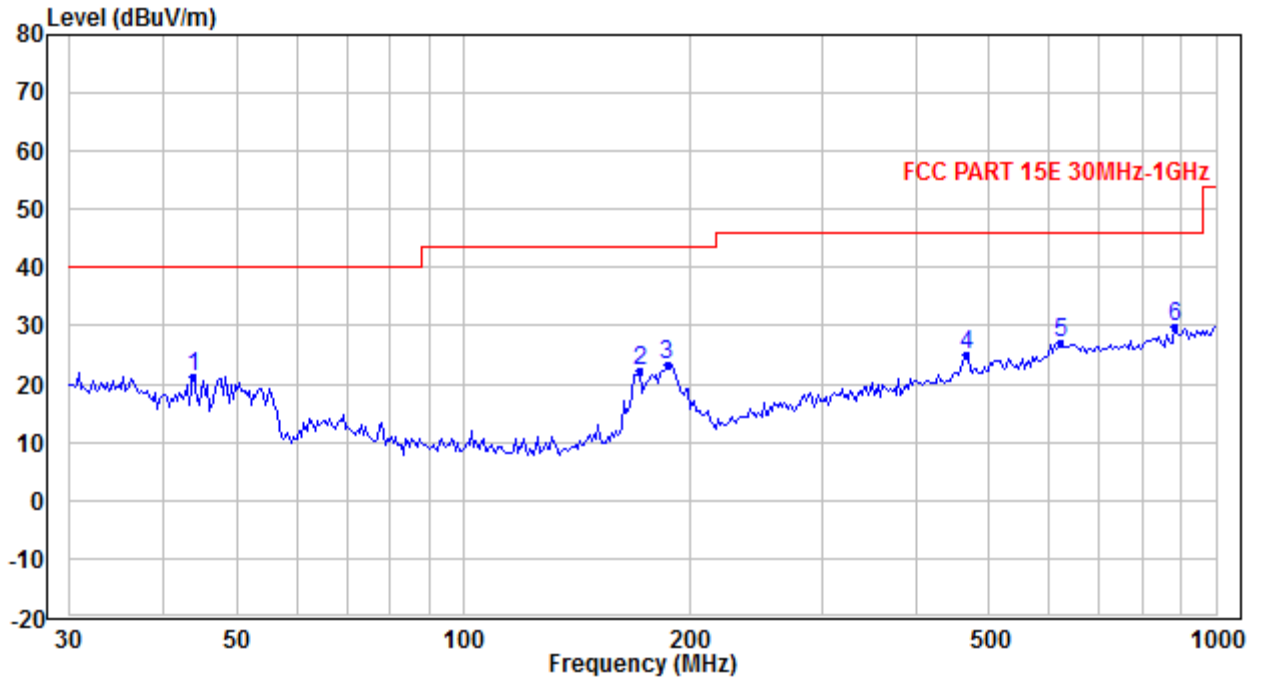
**Radiated Emission Test Data (9 kHz ~ 30 MHz):**

The amplitude of spurious emissions attenuated more than 20 dB below the permissible value is not required to be report.

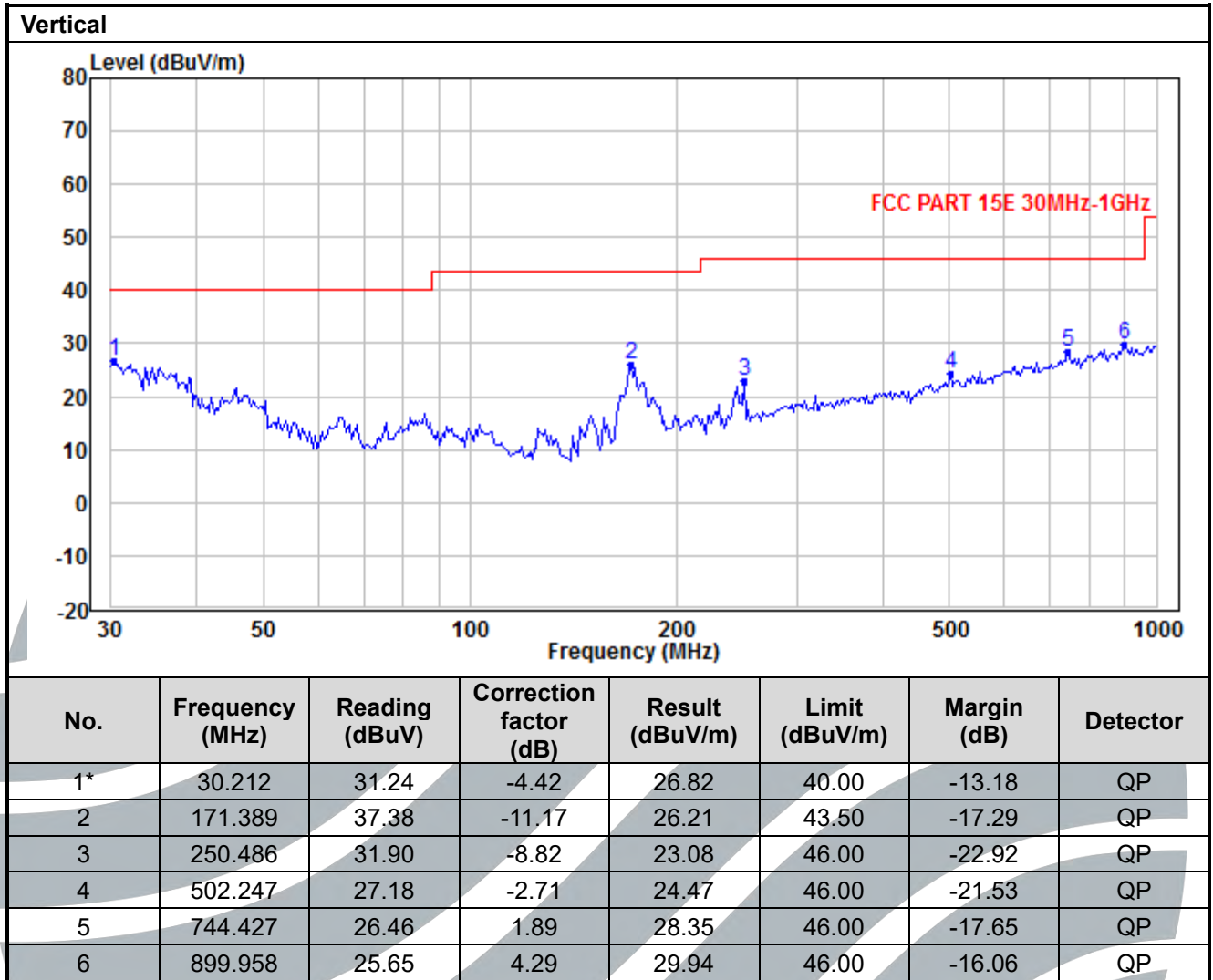
**Radiated Emission Test Data (30 MHz ~ 1 GHz):**

**Worst-Case Configuration**

**Horizontal**



No.	Frequency (MHz)	Reading (dBUV)	Correction factor (dB)	Result (dBUV/m)	Limit (dBUV/m)	Margin (dB)	Detector
1	43.845	31.69	-10.40	21.29	40.00	-18.71	QP
2	171.389	33.58	-11.17	22.41	43.50	-21.09	QP
3	186.468	33.55	-10.29	23.26	43.50	-20.24	QP
4	464.887	28.42	-3.57	24.85	46.00	-21.15	QP
5	620.117	27.52	-0.45	27.07	46.00	-18.93	QP
6	881.184	25.99	4.00	29.99	46.00	-16.01	QP



**Shenzhen UnionTrust Quality and Technology Co., Ltd.**

Address: Unit D/E of 9/F and 16/F, Block A, Building 6, Baoneng science and technology park, Longhua district, Shenzhen, China

Tel: +86-755-28230888

Fax: +86-755-28230886

E-mail: info@uttlab.com

<http://www.uttlab.com>

UTTR-RF-FCCPART15.407-V1.1



Radiated Emission Test Data (Above 1GHz):								
No.	Frequency (MHz)	Reading (dBµV)	Correction factor (dB/m)	Result (dBµV/m)	Limit (dBµV/m)	Margin (dB)	Detector	Antenna Polaxis
<b>SISO_Ant. 0_IEEE 802.11a_Channel 36</b>								
1	10360	41.0	6.2	47.2	68.2	-21.0	Peak	Horizontal
2	10360	28.2	6.2	34.4	54	-19.6	Average	Horizontal
3	15540	38.1	11.3	49.4	74	-24.6	Peak	Horizontal
4	15540	23.9	11.3	35.2	54	-18.8	Average	Horizontal
5	10360	39.1	6.2	45.3	68.2	-22.9	Peak	Vertical
6	10360	27.3	6.2	33.6	54	-20.5	Average	Vertical
7	15540	35.4	11.3	46.6	74	-27.4	Peak	Vertical
8	15540	23.7	11.3	35.0	54	-19.0	Average	Vertical
<b>SISO_Ant. 0_IEEE 802.11a_Channel 44</b>								
1	10440	41.6	6.3	47.9	68.2	-20.3	Peak	Horizontal
2	10440	27.5	6.3	33.8	54	-20.2	Average	Horizontal
3	15660	35.7	11.4	47.1	74	-27.0	Peak	Horizontal
4	15660	24.2	11.4	35.6	54	-18.4	Average	Horizontal
5	10440	39.8	6.3	46.1	68.2	-22.1	Peak	Vertical
6	10440	26.6	6.3	32.9	54	-21.1	Average	Vertical
7	15660	35.7	11.4	47.1	74	-26.9	Peak	Vertical
8	15660	24.3	11.4	35.7	54	-18.3	Average	Vertical
<b>SISO_Ant. 0_IEEE 802.11a_Channel 48</b>								
1	10480	38.3	6.3	44.6	68.2	-23.6	Peak	Horizontal
2	10480	26.5	6.3	32.8	54	-21.2	Average	Horizontal
3	15720	35.8	11.5	47.3	74	-26.7	Peak	Horizontal
4	15720	23.9	11.5	35.3	54	-18.7	Average	Horizontal
5	10480	38.5	6.3	44.8	68.2	-23.4	Peak	Vertical
6	10480	26.1	6.3	32.4	54	-21.6	Average	Vertical
7	15720	34.9	11.5	46.4	74	-27.6	Peak	Vertical
8	15720	23.9	11.5	35.3	54	-18.7	Average	Vertical
<b>SISO_Ant. 0_IEEE 802.11a_Channel 52</b>								
1	10520	40.3	6.4	46.7	68.2	-21.5	Peak	Horizontal
2	10520	26.2	6.4	32.6	54	-21.4	Average	Horizontal
3	15780	35.1	11.6	46.7	74	-27.3	Peak	Horizontal
4	15780	23.8	11.6	35.3	54	-18.7	Average	Horizontal
5	10520	39.7	6.4	46.1	68.2	-22.1	Peak	Vertical
6	10520	25.8	6.4	32.2	54	-21.8	Average	Vertical
7	15780	35.2	11.6	46.8	74	-27.2	Peak	Vertical
8	15780	23.7	11.6	35.2	54	-18.8	Average	Vertical

**Shenzhen UnionTrust Quality and Technology Co., Ltd.**

Address: Unit D/E of 9/F and 16/F, Block A, Building 6, Baoneng science and technology park, Longhua district, Shenzhen, China

Tel: +86-755-28230888

Fax: +86-755-28230886

E-mail: info@uttlab.com

<http://www.uttlab.com>

UTTR-RF-FCCPART15.407-V1.1

No.	Frequency (MHz)	Reading (dBµV)	Correction factor (dB/m)	Result (dBµV/m)	Limit (dBµV/m)	Margin (dB)	Detector	Antenna Polaxis
<b>SISO_Ant. 0_IEEE 802.11a_Channel 60</b>								
1	10600	40.2	6.6	46.8	74	-27.2	Peak	Horizontal
2	10600	25.9	6.6	32.4	54	-21.6	Average	Horizontal
3	15900	35.4	11.7	47.1	74	-26.9	Peak	Horizontal
4	15900	24.4	11.7	36.1	54	-17.9	Average	Horizontal
5	10600	40.3	6.6	46.9	74	-27.1	Peak	Vertical
6	10600	25.2	6.6	31.8	54	-22.2	Average	Vertical
7	15900	36.0	11.7	47.7	74	-26.3	Peak	Vertical
8	15900	24.3	11.7	36.0	54	-18.0	Average	Vertical
<b>SISO_Ant. 0_IEEE 802.11a_Channel 64</b>								
1	10640	38.2	6.6	44.9	74	-29.2	Peak	Horizontal
2	10640	25.6	6.6	32.2	54	-21.8	Average	Horizontal
3	15960	35.1	11.8	46.8	74	-27.2	Peak	Horizontal
4	15960	24.2	11.8	36.0	54	-18.0	Average	Horizontal
5	10640	37.6	6.6	44.2	74	-29.8	Peak	Vertical
6	10640	25.2	6.6	31.8	54	-22.2	Average	Vertical
7	15960	35.8	11.8	47.5	74	-26.5	Peak	Vertical
8	15960	24.3	11.8	36.1	54	-17.9	Average	Vertical
<b>SISO_Ant. 0_IEEE 802.11a_Channel 100</b>								
1	11000	38.5	6.9	45.4	74	-28.6	Peak	Horizontal
2	11000	27.1	6.9	34.0	54	-20.0	Average	Horizontal
3	16500	37.7	12.4	50.0	68.2	-18.2	Peak	Horizontal
4	16500	24.1	12.4	36.4	54	-17.6	Average	Horizontal
5	11000	37.0	7.4	44.4	74	-29.6	Peak	Vertical
6	11000	26.4	7.4	33.8	54	-20.2	Average	Vertical
7	16500	35.1	12.4	47.4	68.2	-20.8	Peak	Vertical
8	16500	24.0	12.4	36.4	54	-17.7	Average	Vertical
<b>SISO_Ant. 0_IEEE 802.11a_Channel 120</b>								
1	11200	40.2	7.3	47.5	74	-26.5	Peak	Horizontal
2	11200	25.4	7.3	32.7	54	-21.3	Average	Horizontal
3	16800	36.4	12.6	49.0	68.2	-19.2	Peak	Horizontal
4	16800	24.7	12.6	37.3	54	-16.7	Average	Horizontal
5	11200	36.7	7.3	43.9	74	-30.1	Peak	Vertical
6	11200	25.2	7.3	32.5	54	-21.5	Average	Vertical
7	16800	35.4	12.6	48.0	68.2	-20.2	Peak	Vertical
8	16800	24.6	12.6	37.2	54	-16.8	Average	Vertical

**Shenzhen UnionTrust Quality and Technology Co., Ltd.**

Address: Unit D/E of 9/F and 16/F, Block A, Building 6, Baoneng science and technology park, Longhua district, Shenzhen, China

Tel: +86-755-28230888

Fax: +86-755-28230886

E-mail: info@uttlab.com

<http://www.uttlab.com>

UTTR-RF-FCCPART15.407-V1.1

No.	Frequency (MHz)	Reading (dBµV)	Correction factor (dB/m)	Result (dBµV/m)	Limit (dBµV/m)	Margin (dB)	Detector	Antenna Polaxis
<b>SISO_Ant. 0_IEEE 802.11a_Channel 140</b>								
1	11400	39.6	7.2	46.7	74	-27.3	Peak	Horizontal
2	11400	25.1	7.2	32.3	54	-21.7	Average	Horizontal
3	17100	33.4	12.9	46.3	68.2	-21.9	Peak	Horizontal
4	17100	22.8	12.9	35.7	54	-18.3	Average	Horizontal
5	11400	36.5	7.2	43.6	74	-30.4	Peak	Vertical
6	11400	25.0	7.2	32.1	54	-21.9	Average	Vertical
7	17100	34.4	12.9	47.4	68.2	-20.8	Peak	Vertical
8	17100	22.8	12.9	35.7	54	-18.3	Average	Vertical
<b>SISO_Ant. 0_IEEE 802.11a_Channel 144</b>								
1	11440	38.7	7.1	45.8	74	-28.2	Peak	Horizontal
2	11440	25.0	7.1	32.1	54	-21.9	Average	Horizontal
3	17160	36.9	13.0	49.9	68.2	-18.3	Peak	Horizontal
4	17160	23.0	13.0	36.0	54	-18.0	Average	Horizontal
5	11440	35.9	7.1	43.0	74	-31.0	Peak	Vertical
6	11440	24.9	7.1	32.0	54	-22.0	Average	Vertical
7	17160	34.8	13.0	47.8	68.2	-20.4	Peak	Vertical
8	17160	23.0	13.0	36.0	54	-18.0	Average	Vertical
<b>SISO_Ant. 0_IEEE 802.11a_Channel 149</b>								
1	11490	38.7	7.1	45.8	74	-28.2	Peak	Horizontal
2	11490	25.0	7.1	32.1	54	-21.9	Average	Horizontal
3	17235	36.9	13.0	49.9	68.2	-18.3	Peak	Horizontal
4	17235	23.0	13.0	36.0	54	-18.0	Average	Horizontal
5	11490	35.9	7.1	43.0	74	-31.0	Peak	Vertical
6	11490	24.9	7.1	32.0	54	-22.0	Average	Vertical
7	17235	34.8	13.0	47.8	68.2	-20.4	Peak	Vertical
8	17235	23.0	13.0	36.0	54	-18.0	Average	Vertical
<b>SISO_Ant. 0_IEEE 802.11a_Channel 157</b>								
1	11570	39.4	7.1	46.5	74	-27.5	Peak	Horizontal
2	11570	25.6	7.1	32.7	54	-21.3	Average	Horizontal
3	17355	35.1	13.1	48.3	68.2	-19.9	Peak	Horizontal
4	17355	23.4	13.1	36.5	54	-17.5	Average	Horizontal
5	11570	38.3	7.1	45.4	74	-28.7	Peak	Vertical
6	11570	25.5	7.1	32.5	54	-21.5	Average	Vertical
7	17355	36.7	13.1	49.8	68.2	-18.4	Peak	Vertical
8	17355	23.3	13.1	36.4	54	-17.6	Average	Vertical

No.	Frequency (MHz)	Reading (dBµV)	Correction factor (dB/m)	Result (dBµV/m)	Limit (dBµV/m)	Margin (dB)	Detector	Antenna Polaxis
<b>SISO_Ant. 0_IEEE 802.11a_Channel 165</b>								
1	11650	38.2	7.3	45.5	68.2	-22.7	Peak	Horizontal
2	11650	26.0	7.3	33.3	54	-20.7	Average	Horizontal
3	17475	36.8	13.5	50.3	68.2	-17.9	Peak	Horizontal
4	17475	23.0	13.5	36.5	54	-17.5	Average	Horizontal
5	11650	38.8	7.3	46.2	68.2	-22.0	Peak	Vertical
6	11650	25.9	7.3	33.2	54	-20.8	Average	Vertical
7	17475	36.4	13.5	49.9	68.2	-18.3	Peak	Vertical
8	17475	23.0	13.5	36.5	54	-17.5	Average	Vertical
<b>SISO_Ant. 1_IEEE 802.11a_Channel 36</b>								
1	10360	40.2	6.2	46.4	68.2	-21.8	Peak	Horizontal
2	10360	27.4	6.2	33.7	54	-20.3	Average	Horizontal
3	15540	38.4	11.3	49.6	74	-24.4	Peak	Horizontal
4	15540	24.0	11.3	35.3	54	-18.7	Average	Horizontal
5	10360	38.6	6.2	44.8	68.2	-23.4	Peak	Vertical
6	10360	27.3	6.2	33.5	54	-20.5	Average	Vertical
7	15540	34.9	11.3	46.2	74	-27.8	Peak	Vertical
8	15540	23.9	11.3	35.2	54	-18.8	Average	Vertical
<b>SISO_Ant. 1_IEEE 802.11a_Channel 44</b>								
1	10440	38.6	6.3	44.9	68.2	-23.3	Peak	Horizontal
2	10440	26.7	6.3	33.0	54	-21.1	Average	Horizontal
3	15660	36.6	11.4	48.0	74	-26.0	Peak	Horizontal
4	15660	24.3	11.4	35.7	54	-18.3	Average	Horizontal
5	10440	41.2	6.3	47.5	68.2	-20.7	Peak	Vertical
6	10440	26.6	6.3	32.9	54	-21.1	Average	Vertical
7	15660	37.1	11.4	48.5	74	-25.5	Peak	Vertical
8	15660	24.4	11.4	35.8	54	-18.2	Average	Vertical
<b>SISO_Ant. 1_IEEE 802.11a_Channel 48</b>								
1	10480	39.7	6.3	46.0	68.2	-22.2	Peak	Horizontal
2	10480	26.0	6.3	32.4	54	-21.6	Average	Horizontal
3	15720	37.1	11.5	48.5	74	-25.5	Peak	Horizontal
4	15720	24.0	11.5	35.5	54	-18.5	Average	Horizontal
5	10480	40.8	6.3	47.2	68.2	-21.0	Peak	Vertical
6	10480	25.9	6.3	32.3	54	-21.7	Average	Vertical
7	15720	37.3	11.5	48.7	74	-25.3	Peak	Vertical
8	15720	23.9	11.5	35.4	54	-18.6	Average	Vertical

**Shenzhen UnionTrust Quality and Technology Co., Ltd.**

Address: Unit D/E of 9/F and 16/F, Block A, Building 6, Baoneng science and technology park, Longhua district, Shenzhen, China

Tel: +86-755-28230888

Fax: +86-755-28230886

E-mail: info@uttlab.com

<http://www.uttlab.com>

UTTR-RF-FCCPART15.407-V1.1

No.	Frequency (MHz)	Reading (dBµV)	Correction factor (dB/m)	Result (dBµV/m)	Limit (dBµV/m)	Margin (dB)	Detector	Antenna Polaxis
<b>SISO_Ant. 1_IEEE 802.11a_Channel 52</b>								
1	10520	38.8	6.4	45.2	68.2	-23.0	Peak	Horizontal
2	10520	25.8	6.4	32.2	54	-21.9	Average	Horizontal
3	15780	35.4	11.6	46.9	74	-27.1	Peak	Horizontal
4	15780	23.8	11.6	35.3	54	-18.7	Average	Horizontal
5	10520	38.1	6.4	44.5	68.2	-23.7	Peak	Vertical
6	10520	25.8	6.4	32.2	54	-21.9	Average	Vertical
7	15780	34.7	11.6	46.3	74	-27.7	Peak	Vertical
8	15780	23.8	11.6	35.3	54	-18.7	Average	Vertical
<b>SISO_Ant. 1_IEEE 802.11a_Channel 60</b>								
1	10600	38.1	6.6	44.6	74	-29.4	Peak	Horizontal
2	10600	25.6	6.6	32.2	54	-21.8	Average	Horizontal
3	15900	35.6	11.7	47.3	74	-26.7	Peak	Horizontal
4	15900	24.5	11.7	36.2	54	-17.8	Average	Horizontal
5	10600	40.2	7.6	47.8	74	-26.2	Peak	Vertical
6	10600	24.5	7.6	32.0	54	-22.0	Average	Vertical
7	15900	36.2	11.7	47.9	74	-26.1	Peak	Vertical
8	15900	24.5	11.7	36.2	54	-17.8	Average	Vertical
<b>SISO_Ant. 1_IEEE 802.11a_Channel 64</b>								
1	10640	38.2	6.6	44.8	74	-29.2	Peak	Horizontal
2	10640	25.6	6.6	32.3	54	-21.7	Average	Horizontal
3	15960	36.2	11.8	47.9	74	-26.1	Peak	Horizontal
4	15960	24.3	11.8	36.1	54	-17.9	Average	Horizontal
5	10640	39.2	6.6	45.8	74	-28.2	Peak	Vertical
6	10640	25.5	6.6	32.1	54	-21.9	Average	Vertical
7	15960	35.7	11.8	47.5	74	-26.5	Peak	Vertical
8	15960	24.5	11.8	36.3	54	-17.7	Average	Vertical
<b>SISO_Ant. 1_IEEE 802.11a_Channel 100</b>								
1	11000	37.6	7.4	45.0	74	-29.0	Peak	Horizontal
2	11000	26.8	7.4	34.2	54	-19.8	Average	Horizontal
3	16500	37.5	12.4	49.8	68.2	-18.4	Peak	Horizontal
4	16500	24.1	12.4	36.4	54	-17.6	Average	Horizontal
5	11000	38.6	7.4	46.0	74	-28.0	Peak	Vertical
6	11000	26.7	7.4	34.1	54	-19.9	Average	Vertical
7	16500	37.4	12.4	49.7	68.2	-18.5	Peak	Vertical
8	16500	24.1	12.4	36.4	54	-17.6	Average	Vertical

**Shenzhen UnionTrust Quality and Technology Co., Ltd.**

Address: Unit D/E of 9/F and 16/F, Block A, Building 6, Baoneng science and technology park, Longhua district, Shenzhen, China

Tel: +86-755-28230888

Fax: +86-755-28230886

E-mail: info@uttlab.com

<http://www.uttlab.com>

UTTR-RF-FCCPART15.407-V1.1

No.	Frequency (MHz)	Reading (dBµV)	Correction factor (dB/m)	Result (dBµV/m)	Limit (dBµV/m)	Margin (dB)	Detector	Antenna Polaxis
<b>SISO_Ant. 1_IEEE 802.11a_Channel 120</b>								
1	11200	40.0	7.3	47.3	74	-26.7	Peak	Horizontal
2	11200	25.6	7.3	32.9	54	-21.1	Average	Horizontal
3	16800	35.6	12.6	48.2	68.2	-20.0	Peak	Horizontal
4	16800	24.5	12.6	37.1	54	-16.9	Average	Horizontal
5	11200	39.1	7.3	46.4	74	-27.7	Peak	Vertical
6	11200	25.7	7.3	33.0	54	-21.0	Average	Vertical
7	16800	35.9	12.6	48.5	68.2	-19.7	Peak	Vertical
8	16800	24.7	12.6	37.3	54	-16.7	Average	Vertical
<b>SISO_Ant. 1_IEEE 802.11a_Channel 140</b>								
1	11440	38.8	7.1	45.9	74	-28.1	Peak	Horizontal
2	11440	25.2	7.1	32.3	54	-21.7	Average	Horizontal
3	17160	36.3	13.0	49.3	68.2	-18.9	Peak	Horizontal
4	17160	23.3	13.0	36.3	54	-17.7	Average	Horizontal
5	11440	37.4	7.1	44.5	74	-29.5	Peak	Vertical
6	11440	25.1	7.1	32.2	54	-21.8	Average	Vertical
7	17160	34.0	13.0	47.0	68.2	-21.2	Peak	Vertical
8	17160	23.1	13.0	36.1	54	-17.9	Average	Vertical
<b>SISO_Ant. 1_IEEE 802.11a_Channel 144</b>								
1	11440	38.8	7.1	45.9	74	-28.1	Peak	Horizontal
2	11440	25.2	7.1	32.3	54	-21.7	Average	Horizontal
3	17160	36.3	13.0	49.3	68.2	-18.9	Peak	Horizontal
4	17160	23.3	13.0	36.3	54	-17.7	Average	Horizontal
5	11440	37.4	7.1	44.5	74	-29.5	Peak	Vertical
6	11440	25.1	7.1	32.2	54	-21.8	Average	Vertical
7	17160	34.0	13.0	47.0	68.2	-21.2	Peak	Vertical
8	17160	23.1	13.0	36.1	54	-17.9	Average	Vertical
<b>SISO_Ant. 1_IEEE 802.11a_Channel 149</b>								
1	11490	38.7	7.1	45.8	74	-28.2	Peak	Horizontal
2	11490	25.6	7.1	32.7	54	-21.3	Average	Horizontal
3	17235	37.1	13.1	50.2	68.2	-18.0	Peak	Horizontal
4	17235	23.4	13.1	36.5	54	-17.5	Average	Horizontal
5	11490	39.4	7.1	46.5	74	-27.5	Peak	Vertical
6	11490	25.5	7.1	32.6	54	-21.4	Average	Vertical
7	17235	34.1	13.1	47.3	68.2	-20.9	Peak	Vertical
8	17235	23.2	13.1	36.3	54	-17.7	Average	Vertical

**Shenzhen UnionTrust Quality and Technology Co., Ltd.**

Address: Unit D/E of 9/F and 16/F, Block A, Building 6, Baoneng science and technology park, Longhua district, Shenzhen, China

Tel: +86-755-28230888

Fax: +86-755-28230886

E-mail: info@uttlab.com

<http://www.uttlab.com>

UTTR-RF-FCCPART15.407-V1.1

No.	Frequency (MHz)	Reading (dBµV)	Correction factor (dB/m)	Result (dBµV/m)	Limit (dBµV/m)	Margin (dB)	Detector	Antenna Polaxis
<b>SISO_Ant. 1_IEEE 802.11a_Channel 157</b>								
1	11570	38.8	7.2	46.0	74	-28.0	Peak	Horizontal
2	11570	25.5	7.2	32.7	54	-21.3	Average	Horizontal
3	17355	35.4	13.3	48.7	68.2	-19.5	Peak	Horizontal
4	17355	23.8	13.3	37.0	54	-17.0	Average	Horizontal
5	11570	37.2	7.2	44.4	74	-29.7	Peak	Vertical
6	11570	25.5	7.2	32.6	54	-21.4	Average	Vertical
7	17355	35.7	13.3	48.9	68.2	-19.3	Peak	Vertical
8	17355	23.7	13.3	37.0	54	-17.1	Average	Vertical
<b>SISO_Ant. 1_IEEE 802.11a_Channel 165</b>								
1	11650	37.5	7.3	44.8	68.2	-23.4	Peak	Horizontal
2	11650	26.0	7.3	33.3	54	-20.7	Average	Horizontal
3	17475	34.0	13.5	47.5	74	-26.6	Peak	Horizontal
4	17475	23.0	13.5	36.5	54	-17.5	Average	Horizontal
5	11650	38.0	7.3	45.3	68.2	-22.9	Peak	Vertical
6	11650	26.0	7.3	33.3	54	-20.7	Average	Vertical
7	17475	33.7	13.5	47.2	74	-26.8	Peak	Vertical
8	17475	23.0	13.5	36.5	54	-17.5	Average	Vertical

No.	Frequency (MHz)	Reading (dBµV)	Correction factor (dB/m)	Result (dBµV/m)	Limit (dBµV/m)	Margin (dB)	Detector	Antenna Polaxis
<b>MIMO_Ant. 0+1_IEEE 802.11n-HT20_Channel 36</b>								
1	10360	39.6	6.2	45.8	68.2	-22.4	Peak	Horizontal
2	10360	27.3	6.2	33.6	54	-20.5	Average	Horizontal
3	15540	35.5	11.3	46.8	74	-27.2	Peak	Horizontal
4	15540	23.9	11.3	35.2	54	-18.8	Average	Horizontal
5	10360	38.4	6.2	44.6	68.2	-23.6	Peak	Vertical
6	10360	27.3	6.2	33.5	54	-20.5	Average	Vertical
7	15540	36.0	11.3	47.2	74	-26.8	Peak	Vertical
8	15540	23.9	11.3	35.2	54	-18.8	Average	Vertical
<b>MIMO_Ant. 0+1_IEEE 802.11n-HT20_Channel 44</b>								
1	10440	40.1	6.3	46.4	68.2	-21.8	Peak	Horizontal
2	10440	26.6	6.3	32.9	54	-21.1	Average	Horizontal
3	15660	36.0	11.4	47.4	74	-26.7	Peak	Horizontal
4	15660	24.3	11.4	35.7	54	-18.3	Average	Horizontal
5	10440	40.4	6.3	46.7	68.2	-21.5	Peak	Vertical
6	10440	26.4	6.3	32.7	54	-21.3	Average	Vertical
7	15660	36.0	11.4	47.4	74	-26.7	Peak	Vertical
8	15660	24.3	11.4	35.7	54	-18.3	Average	Vertical

**Shenzhen UnionTrust Quality and Technology Co., Ltd.**

Address: Unit D/E of 9/F and 16/F, Block A, Building 6, Baoneng science and technology park, Longhua district, Shenzhen, China

Tel: +86-755-28230888

Fax: +86-755-28230886

E-mail: info@uttlab.com

<http://www.uttlab.com>

UTTR-RF-FCCPART15.407-V1.1

No.	Frequency (MHz)	Reading (dBµV)	Correction factor (dB/m)	Result (dBµV/m)	Limit (dBµV/m)	Margin (dB)	Detector	Antenna Polaxis
<b>MIMO_Ant. 0+1_IEEE 802.11n-HT20_Channel 48</b>								
1	10480	39.3	6.3	45.6	68.2	-22.6	Peak	Horizontal
2	10480	26.0	6.3	32.4	54	-21.6	Average	Horizontal
3	15720	34.1	11.5	45.6	74	-28.4	Peak	Horizontal
4	15720	23.9	11.5	35.4	54	-18.6	Average	Horizontal
5	10480	39.6	6.3	45.9	68.2	-22.3	Peak	Vertical
6	10480	25.9	6.3	32.2	54	-21.8	Average	Vertical
7	15720	36.1	11.5	47.6	74	-26.4	Peak	Vertical
8	15720	23.9	11.5	35.4	54	-18.6	Average	Vertical
<b>MIMO_Ant. 0+1_IEEE 802.11n-HT20_Channel 52</b>								
1	10520	41.1	6.4	47.5	68.2	-20.7	Peak	Horizontal
2	10520	25.9	6.4	32.3	54	-21.7	Average	Horizontal
3	15780	35.8	11.6	47.4	74	-26.6	Peak	Horizontal
4	15780	24.0	11.6	35.5	54	-18.5	Average	Horizontal
5	10520	39.5	6.4	45.9	68.2	-22.3	Peak	Vertical
6	10520	25.8	6.4	32.2	54	-21.8	Average	Vertical
7	15780	35.3	11.6	46.9	74	-27.1	Peak	Vertical
8	15780	23.9	11.6	35.4	54	-18.6	Average	Vertical
<b>MIMO_Ant. 0+1_IEEE 802.11n-HT20_Channel 60</b>								
1	10600	38.1	6.6	44.6	74	-29.4	Peak	Horizontal
2	10600	25.5	6.6	32.0	54	-22.0	Average	Horizontal
3	15900	40.8	7.3	48.1	74	-25.9	Peak	Horizontal
4	15900	29.1	7.3	36.5	54	-17.6	Average	Horizontal
5	10600	37.1	6.6	43.7	74	-30.3	Peak	Vertical
6	10600	25.4	6.6	32.0	54	-22.0	Average	Vertical
7	15900	35.8	11.7	47.5	74	-26.5	Peak	Vertical
8	15900	24.7	11.7	36.4	54	-17.6	Average	Vertical
<b>MIMO_Ant. 0+1_IEEE 802.11n-HT20_Channel 64</b>								
1	10640	39.6	6.6	46.2	74	-27.8	Peak	Horizontal
2	10640	25.3	6.6	32.0	54	-22.0	Average	Horizontal
3	15960	35.8	11.8	47.6	74	-26.4	Peak	Horizontal
4	15960	24.7	11.8	36.5	54	-17.6	Average	Horizontal
5	10640	37.1	6.6	43.7	74	-30.3	Peak	Vertical
6	10640	25.3	6.6	32.0	54	-22.0	Average	Vertical
7	15960	35.8	11.8	47.6	74	-26.5	Peak	Vertical
8	15960	24.6	11.8	36.4	54	-17.6	Average	Vertical

**Shenzhen UnionTrust Quality and Technology Co., Ltd.**

Address: Unit D/E of 9/F and 16/F, Block A, Building 6, Baoneng science and technology park, Longhua district, Shenzhen, China

Tel: +86-755-28230888

Fax: +86-755-28230886

E-mail: info@uttlab.com

<http://www.uttlab.com>

UTTR-RF-FCCPART15.407-V1.1



No.	Frequency (MHz)	Reading (dBµV)	Correction factor (dB/m)	Result (dBµV/m)	Limit (dBµV/m)	Margin (dB)	Detector	Antenna Polaxis
<b>MIMO_Ant. 0+1_ IEEE 802.11n-HT20_Channel 100</b>								
1	11000	38.0	7.4	45.4	74	-28.6	Peak	Horizontal
2	11000	26.9	7.4	34.3	54	-19.7	Average	Horizontal
3	16500	36.3	12.4	48.6	68.2	-19.6	Peak	Horizontal
4	16500	24.4	12.4	36.7	54	-17.3	Average	Horizontal
5	11000	38.5	7.4	45.9	74	-28.1	Peak	Vertical
6	11000	26.9	7.4	34.3	54	-19.7	Average	Vertical
7	16500	35.6	12.4	48.0	68.2	-20.2	Peak	Vertical
8	16500	24.3	12.4	36.6	54	-17.4	Average	Vertical
<b>MIMO_Ant. 0+1_ IEEE 802.11n-HT20_Channel 120</b>								
1	11200	39.4	7.3	46.7	74	-27.3	Peak	Horizontal
2	11200	25.7	7.3	33.0	54	-21.0	Average	Horizontal
3	16800	37.2	12.6	49.8	68.2	-18.4	Peak	Horizontal
4	16800	24.8	12.6	37.4	54	-16.6	Average	Horizontal
5	11200	37.6	7.3	44.9	74	-29.1	Peak	Vertical
6	11200	25.7	7.3	33.0	54	-21.0	Average	Vertical
7	16800	37.5	2.6	40.1	68.2	-28.1	Peak	Vertical
8	16800	34.8	2.6	37.4	54	-16.6	Average	Vertical
<b>MIMO_Ant. 0+1_ IEEE 802.11n-HT20_Channel 140</b>								
1	11400	37.3	7.2	44.4	74	-29.6	Peak	Horizontal
2	11400	25.4	7.2	32.6	54	-21.4	Average	Horizontal
3	17100	34.7	12.9	47.6	68.2	-20.6	Peak	Horizontal
4	17100	23.2	12.9	36.1	54	-17.9	Average	Horizontal
5	11400	40.6	7.2	47.7	74	-26.3	Peak	Vertical
6	11400	25.3	7.2	32.4	54	-21.6	Average	Vertical
7	17100	35.4	12.9	48.3	68.2	-19.9	Peak	Vertical
8	17100	23.1	12.9	36.0	54	-18.0	Average	Vertical
<b>MIMO_Ant. 0+1_ IEEE 802.11n-HT20_Channel 144</b>								
1	11440	36.4	7.1	43.6	74	-30.5	Peak	Horizontal
2	11440	25.4	7.1	32.5	54	-21.5	Average	Horizontal
3	17160	33.5	13.0	46.5	68.2	-21.7	Peak	Horizontal
4	17160	23.3	13.0	36.3	54	-17.7	Average	Horizontal
5	11440	36.8	7.1	43.9	74	-30.1	Peak	Vertical
6	11440	25.3	7.1	32.5	54	-21.5	Average	Vertical
7	17160	35.0	13.0	48.0	68.2	-20.2	Peak	Vertical
8	17160	23.4	13.0	36.4	54	-17.6	Average	Vertical

**Shenzhen UnionTrust Quality and Technology Co., Ltd.**

Address: Unit D/E of 9/F and 16/F, Block A, Building 6, Baoneng science and technology park, Longhua district, Shenzhen, China

Tel: +86-755-28230888

Fax: +86-755-28230886

E-mail: info@uttlab.com

<http://www.uttlab.com>

UTTR-RF-FCCPART15.407-V1.1

No.	Frequency (MHz)	Reading (dBμV)	Correction factor (dB/m)	Result (dBμV/m)	Limit (dBμV/m)	Margin (dB)	Detector	Antenna Polaxis
<b>MIMO_Ant. 0+1_IEEE 802.11n-HT20_Channel 149</b>								
1	11490	40.4	7.1	47.5	74	-26.5	Peak	Horizontal
2	11490	25.8	7.1	32.8	54	-21.2	Average	Horizontal
3	17235	36.4	13.1	49.5	68.2	-18.7	Peak	Horizontal
4	17235	23.5	13.1	36.6	54	-17.4	Average	Horizontal
5	11490	37.4	7.1	44.5	74	-29.5	Peak	Vertical
6	11490	25.7	7.1	32.8	54	-21.2	Average	Vertical
7	17235	35.1	13.1	48.2	68.2	-20.0	Peak	Vertical
8	17235	23.4	13.1	36.5	54	-17.5	Average	Vertical
<b>MIMO_Ant. 0+1_IEEE 802.11n-HT20_Channel 157</b>								
1	11570	36.4	7.2	43.6	74	-30.4	Peak	Horizontal
2	11570	7.2	7.2	14.3	54	-39.7	Average	Horizontal
3	17355	35.7	13.3	48.9	68.2	-19.3	Peak	Horizontal
4	17355	4.6	13.3	17.9	54	-36.1	Average	Horizontal
5	11570	38.7	7.2	45.9	74	-28.2	Peak	Vertical
6	11570	25.5	7.2	32.7	54	-21.3	Average	Vertical
7	17355	35.9	13.3	49.2	68.2	-19.0	Peak	Vertical
8	17355	23.9	13.3	37.1	54	-16.9	Average	Vertical
<b>MIMO_Ant. 0+1_IEEE 802.11n-HT20_Channel 165</b>								
1	11650	37.7	7.3	45.0	74	-29.0	Peak	Horizontal
2	11650	26.1	7.3	33.4	54	-20.6	Average	Horizontal
3	17475	34.9	13.5	48.4	68.2	-19.8	Peak	Horizontal
4	17475	23.1	13.5	36.6	54	-17.4	Average	Horizontal
5	11650	38.6	7.3	45.9	74	-28.1	Peak	Vertical
6	11650	26.0	7.3	33.3	54	-20.7	Average	Vertical
7	17475	34.7	13.5	48.2	68.2	-20.0	Peak	Vertical
8	17475	23.0	13.5	36.5	54	-17.5	Average	Vertical

No.	Frequency (MHz)	Reading (dBμV)	Correction factor (dB/m)	Result (dBμV/m)	Limit (dBμV/m)	Margin (dB)	Detector	Antenna Polaxis
<b>MIMO_Ant. 0+1_ IEEE 802.11n-HT40_Channel 38</b>								
1	10380	38.9	6.3	45.1	68.2	-23.1	Peak	Horizontal
2	10380	27.4	6.3	33.6	54	-20.4	Average	Horizontal
3	15570	35.7	11.3	47.0	74	-27.0	Peak	Horizontal
4	15570	24.0	11.3	35.3	54	-18.7	Average	Horizontal
5	10380	39.1	6.3	45.4	68.2	-22.8	Peak	Vertical
6	10380	27.2	6.3	33.5	54	-20.5	Average	Vertical
7	15570	35.2	11.3	46.5	74	-27.5	Peak	Vertical
8	15570	24.0	11.3	35.3	54	-18.7	Average	Vertical
<b>MIMO_Ant. 0+1_ IEEE 802.11n-HT40_Channel 46</b>								
1	10460	40.4	6.3	46.8	68.2	-21.4	Peak	Horizontal
2	10460	26.6	6.3	33.0	54	-21.1	Average	Horizontal
3	15690	36.1	11.5	47.6	74	-26.4	Peak	Horizontal
4	15690	24.2	11.5	35.7	54	-18.3	Average	Horizontal
5	10460	40.3	6.3	46.7	68.2	-21.5	Peak	Vertical
6	10460	26.6	6.3	32.9	54	-21.1	Average	Vertical
7	15690	35.7	11.5	47.2	74	-26.8	Peak	Vertical
8	15690	24.2	11.5	35.7	54	-18.3	Average	Vertical
<b>MIMO_Ant. 0+1_ IEEE 802.11n-HT40_Channel 54</b>								
1	10540	39.7	6.4	46.1	68.2	-22.1	Peak	Horizontal
2	10540	26.9	6.4	33.3	54	-20.7	Average	Horizontal
3	15810	36.0	11.6	47.6	74	-26.4	Peak	Horizontal
4	15810	24.4	11.6	36.0	54	-18.0	Average	Horizontal
5	10540	37.8	6.4	44.3	68.2	-23.9	Peak	Vertical
6	10540	26.7	6.4	33.1	54	-20.9	Average	Vertical
7	15810	35.3	11.6	46.9	74	-27.1	Peak	Vertical
8	15810	24.2	11.6	35.8	54	-18.2	Average	Vertical
<b>MIMO_Ant. 0+1_ IEEE 802.11n-HT40_Channel 62</b>								
1	10620	40.7	6.6	47.3	74	-26.7	Peak	Horizontal
2	10620	25.4	6.6	32.0	54	-22.0	Average	Horizontal
3	15930	35.9	11.8	47.7	74	-26.3	Peak	Horizontal
4	15930	24.6	11.8	36.4	54	-17.6	Average	Horizontal
5	10620	40.7	6.6	47.3	74	-26.7	Peak	Vertical
6	10620	25.4	6.6	32.0	54	-22.0	Average	Vertical
7	15930	35.8	11.8	47.5	74	-26.5	Peak	Vertical
8	15930	24.5	11.8	36.3	54	-17.7	Average	Vertical

**Shenzhen UnionTrust Quality and Technology Co., Ltd.**

Address: Unit D/E of 9/F and 16/F, Block A, Building 6, Baoneng science and technology park, Longhua district, Shenzhen, China

Tel: +86-755-28230888

Fax: +86-755-28230886

E-mail: info@uttlab.com

<http://www.uttlab.com>

UTTR-RF-FCCPART15.407-V1.1

No.	Frequency (MHz)	Reading (dBμV)	Correction factor (dB/m)	Result (dBμV/m)	Limit (dBμV/m)	Margin (dB)	Detector	Antenna Polaxis
<b>MIMO_Ant. 0+1_IEEE 802.11n-HT40_Channel 102</b>								
1	11020	38.4	7.4	45.8	74	-28.2	Peak	Horizontal
2	11020	26.9	7.4	34.3	54	-19.7	Average	Horizontal
3	16530	41.6	6.8	48.3	68.2	-19.9	Peak	Horizontal
4	16530	27.9	6.8	34.6	54	-19.4	Average	Horizontal
5	11020	40.0	7.4	47.4	74	-26.6	Peak	Vertical
6	11020	26.9	7.4	34.3	54	-19.7	Average	Vertical
7	16530	37.9	12.4	50.3	68.2	-17.9	Peak	Vertical
8	16530	24.3	12.4	36.7	54	-17.3	Average	Vertical
<b>MIMO_Ant. 0+1_IEEE 802.11n-HT40_Channel 118</b>								
1	11180	39.8	7.4	47.2	74	-26.8	Peak	Horizontal
2	11180	25.3	7.4	32.7	54	-21.3	Average	Horizontal
3	16770	36.2	12.5	48.7	68.2	-19.5	Peak	Horizontal
4	16770	24.7	12.5	37.1	54	-16.9	Average	Horizontal
5	11180	39.3	7.4	46.7	74	-27.3	Peak	Vertical
6	11180	25.3	7.4	32.6	54	-21.4	Average	Vertical
7	16770	36.1	12.5	48.6	68.2	-19.6	Peak	Vertical
8	16770	24.7	12.5	37.1	54	-16.9	Average	Vertical
<b>MIMO_Ant. 0+1_IEEE 802.11n-HT40_Channel 134</b>								
1	11340	37.1	7.2	44.3	74	-29.7	Peak	Horizontal
2	11340	25.9	7.2	33.1	54	-20.9	Average	Horizontal
3	17010	34.8	12.8	47.6	68.2	-20.6	Peak	Horizontal
4	17010	23.3	12.8	36.1	54	-17.9	Average	Horizontal
5	11340	37.0	7.2	44.2	74	-29.8	Peak	Vertical
6	11340	25.9	7.2	33.1	54	-20.9	Average	Vertical
7	17010	36.9	12.8	49.7	68.2	-18.5	Peak	Vertical
8	17010	23.3	12.8	36.1	54	-17.9	Average	Vertical
<b>MIMO_Ant. 0+1_IEEE 802.11n-HT40_Channel 142</b>								
1	11420	38.3	7.2	45.5	74	-28.5	Peak	Horizontal
2	11420	25.4	7.2	32.5	54	-21.5	Average	Horizontal
3	17130	35.6	13.0	48.6	68.2	-19.6	Peak	Horizontal
4	17130	23.2	13.0	36.1	54	-17.9	Average	Horizontal
5	11420	36.9	7.2	44.0	74	-30.0	Peak	Vertical
6	11420	25.2	7.2	32.3	54	-21.7	Average	Vertical
7	17130	34.5	13.0	47.5	68.2	-20.7	Peak	Vertical
8	17130	23.1	13.0	36.0	54	-18.0	Average	Vertical

**Shenzhen UnionTrust Quality and Technology Co., Ltd.**

Address: Unit D/E of 9/F and 16/F, Block A, Building 6, Baoneng science and technology park, Longhua district, Shenzhen, China

Tel: +86-755-28230888

Fax: +86-755-28230886

E-mail: info@uttlab.com

<http://www.uttlab.com>

UTTR-RF-FCCPART15.407-V1.1

No.	Frequency (MHz)	Reading (dBµV)	Correction factor (dB/m)	Result (dBµV/m)	Limit (dBµV/m)	Margin (dB)	Detector	Antenna Polaxis
<b>MIMO_Ant. 0+1_ IEEE 802.11n-HT40_Channel 151</b>								
1	11510	39.7	7.1	46.8	74	-27.3	Peak	Horizontal
2	11510	25.7	7.1	32.8	54	-21.2	Average	Horizontal
3	17265	34.3	13.2	47.5	68.2	-20.7	Peak	Horizontal
4	17265	23.5	13.2	36.6	54	-17.4	Average	Horizontal
5	11510	40.0	7.1	47.1	74	-26.9	Peak	Vertical
6	11510	25.7	7.1	32.8	54	-21.2	Average	Vertical
7	17265	35.3	13.2	48.5	68.2	-19.7	Peak	Vertical
8	17265	23.5	13.2	36.6	54	-17.4	Average	Vertical
<b>MIMO_Ant. 0+1_ IEEE 802.11n-HT40_Channel 159</b>								
1	11590	37.1	7.2	44.4	74	-29.7	Peak	Horizontal
2	11590	25.7	7.2	33.0	54	-21.1	Average	Horizontal
3	17385	36.0	13.3	49.3	68.2	-18.9	Peak	Horizontal
4	17385	23.7	13.3	37.0	54	-17.0	Average	Horizontal
5	11590	39.4	7.2	46.6	74	-27.4	Peak	Vertical
6	11590	25.6	7.2	32.8	54	-21.2	Average	Vertical
7	17385	37.0	13.3	50.3	68.2	-17.9	Peak	Vertical
8	17385	23.7	13.3	37.0	54	-17.0	Average	Vertical

No.	Frequency (MHz)	Reading (dBµV)	Correction factor (dB/m)	Result (dBµV/m)	Limit (dBµV/m)	Margin (dB)	Detector	Antenna Polaxis
<b>MIMO_Ant. 0+1_ IEEE 802.11ac-VHT80_Channel 42</b>								
1	10420	40.6	6.3	46.9	68.2	-21.3	Peak	Horizontal
2	10420	26.8	6.3	33.2	54	-20.9	Average	Horizontal
3	15630	35.6	11.5	47.1	74	-27.0	Peak	Horizontal
4	15630	24.2	11.5	35.7	54	-18.3	Average	Horizontal
5	10420	40.0	6.3	46.3	68.2	-21.9	Peak	Vertical
6	10420	26.5	6.3	32.8	54	-21.2	Average	Vertical
7	15630	35.6	11.5	47.0	74	-27.0	Peak	Vertical
8	15630	24.3	11.5	35.8	54	-18.2	Average	Vertical
<b>MIMO_Ant. 0+1_ IEEE 802.11ac-VHT80_Channel 58</b>								
1	10580	40.2	6.5	46.7	68.2	-21.5	Peak	Horizontal
2	10580	26.9	6.5	33.4	54	-20.6	Average	Horizontal
3	15870	35.2	11.7	46.9	74	-27.1	Peak	Horizontal
4	15870	24.3	11.7	36.0	54	-18.0	Average	Horizontal
5	10580	39.3	6.5	45.8	68.2	-22.4	Peak	Vertical
6	10580	26.8	6.5	33.3	54	-20.7	Average	Vertical
7	15870	35.9	11.7	47.5	74	-26.5	Peak	Vertical
8	15870	24.2	11.7	35.9	54	-18.1	Average	Vertical

**Shenzhen UnionTrust Quality and Technology Co., Ltd.**

Address: Unit D/E of 9/F and 16/F, Block A, Building 6, Baoneng science and technology park, Longhua district, Shenzhen, China

Tel: +86-755-28230888

Fax: +86-755-28230886

E-mail: info@uttlab.com

<http://www.uttlab.com>

UTTR-RF-FCCPART15.407-V1.1

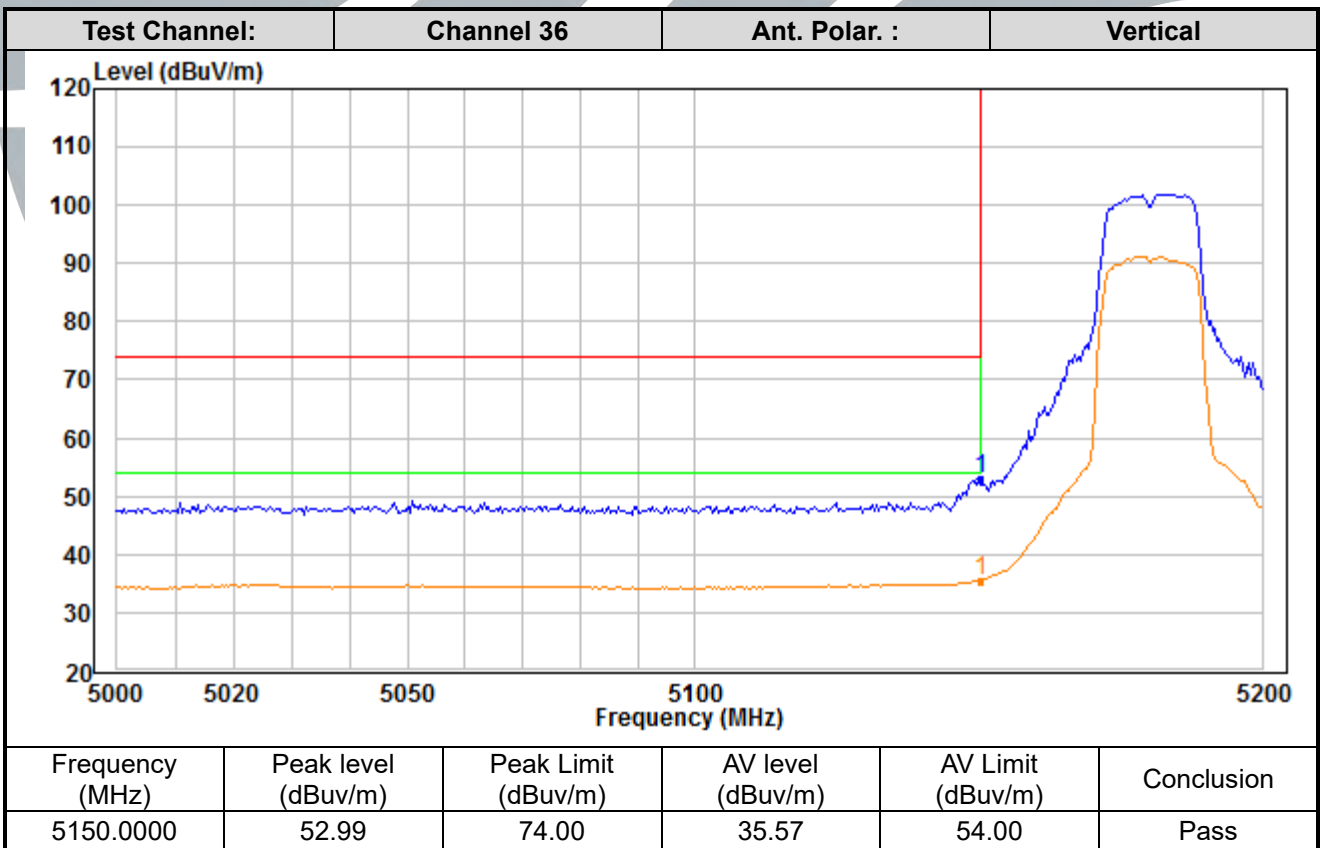
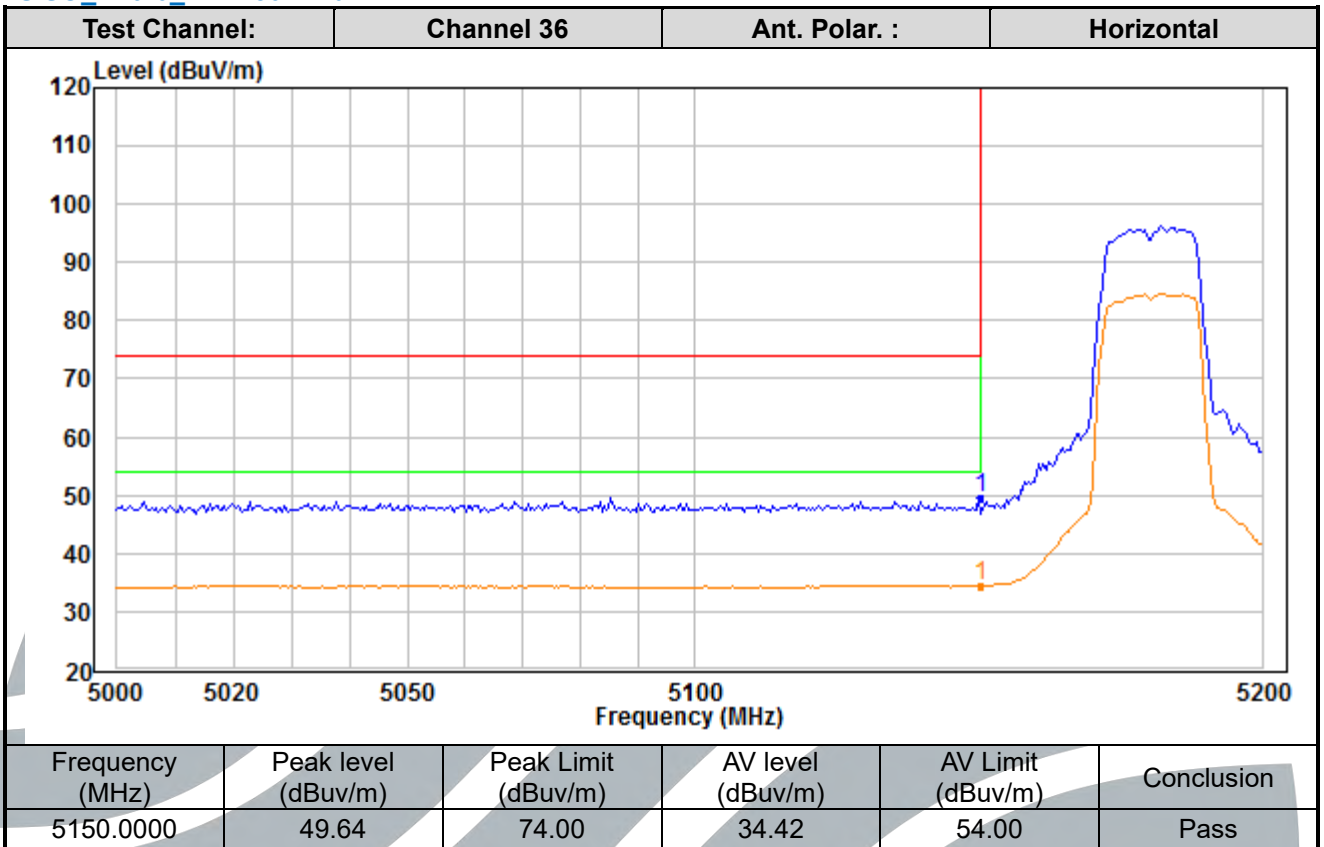
No.	Frequency (MHz)	Reading (dBμV)	Correction factor (dB/m)	Result (dBμV/m)	Limit (dBμV/m)	Margin (dB)	Detector	Antenna Polaxis
<b>MIMO_Ant. 0+1_ IEEE 802.11ac-VHT80_Channel 106</b>								
1	11060	37.5	7.4	44.8	74	-29.2	Peak	Horizontal
2	11060	26.1	7.4	33.5	54	-20.5	Average	Horizontal
3	16590	35.9	12.4	48.3	68.2	-19.9	Peak	Horizontal
4	16590	24.3	12.4	36.7	54	-17.3	Average	Horizontal
5	11060	41.1	7.4	48.5	74	-25.5	Peak	Vertical
6	11060	25.9	7.4	33.3	54	-20.7	Average	Vertical
7	16590	35.4	12.4	47.9	68.2	-20.3	Peak	Vertical
8	16590	24.3	12.4	36.7	54	-17.3	Average	Vertical
<b>MIMO_Ant. 0+1_ IEEE 802.11ac-VHT80_Channel 138</b>								
1	11380	39.1	7.2	46.3	74	-27.7	Peak	Horizontal
2	11380	25.3	7.2	32.4	54	-21.6	Average	Horizontal
3	17070	34.8	12.9	47.7	74	-26.4	Peak	Horizontal
4	17070	23.3	12.9	36.1	54	-17.9	Average	Horizontal
5	11380	39.4	7.2	46.6	74	-27.5	Peak	Vertical
6	11380	25.3	7.2	32.4	54	-21.6	Average	Vertical
7	17070	36.1	12.9	49.0	74	-25.0	Peak	Vertical
8	17070	23.2	12.9	36.0	54	-18.0	Average	Vertical
<b>MIMO_Ant. 0+1_ IEEE 802.11ac-VHT80_Channel 155</b>								
1	11550	37.7	7.2	44.9	74	-29.2	Peak	Horizontal
2	11550	25.8	7.2	32.9	54	-21.1	Average	Horizontal
3	17325	34.4	13.2	47.6	68.2	-20.6	Peak	Horizontal
4	17325	23.4	13.2	36.6	54	-17.4	Average	Horizontal
5	11550	36.8	7.2	44.0	74	-30.0	Peak	Vertical
6	11550	25.7	7.2	32.8	54	-21.2	Average	Vertical
7	17325	34.2	13.2	47.4	68.2	-20.8	Peak	Vertical
8	17325	23.4	13.2	36.6	54	-17.4	Average	Vertical

Remark:

1. Correct Factor = Antenna Factor + Cable Loss - Amplifier Gain, the value was added to Original Receiver Reading by the software automatically.
2. Result = Reading + Correct Factor.
3. Margin = Result – Limit

### Band Edge Measurements (Radiated)

SISO\_Ant. 0\_IEEE 802.11a



### Shenzhen UnionTrust Quality and Technology Co., Ltd.

Address: Unit D/E of 9/F and 16/F, Block A, Building 6, Baoneng science and technology park, Longhua district, Shenzhen, China

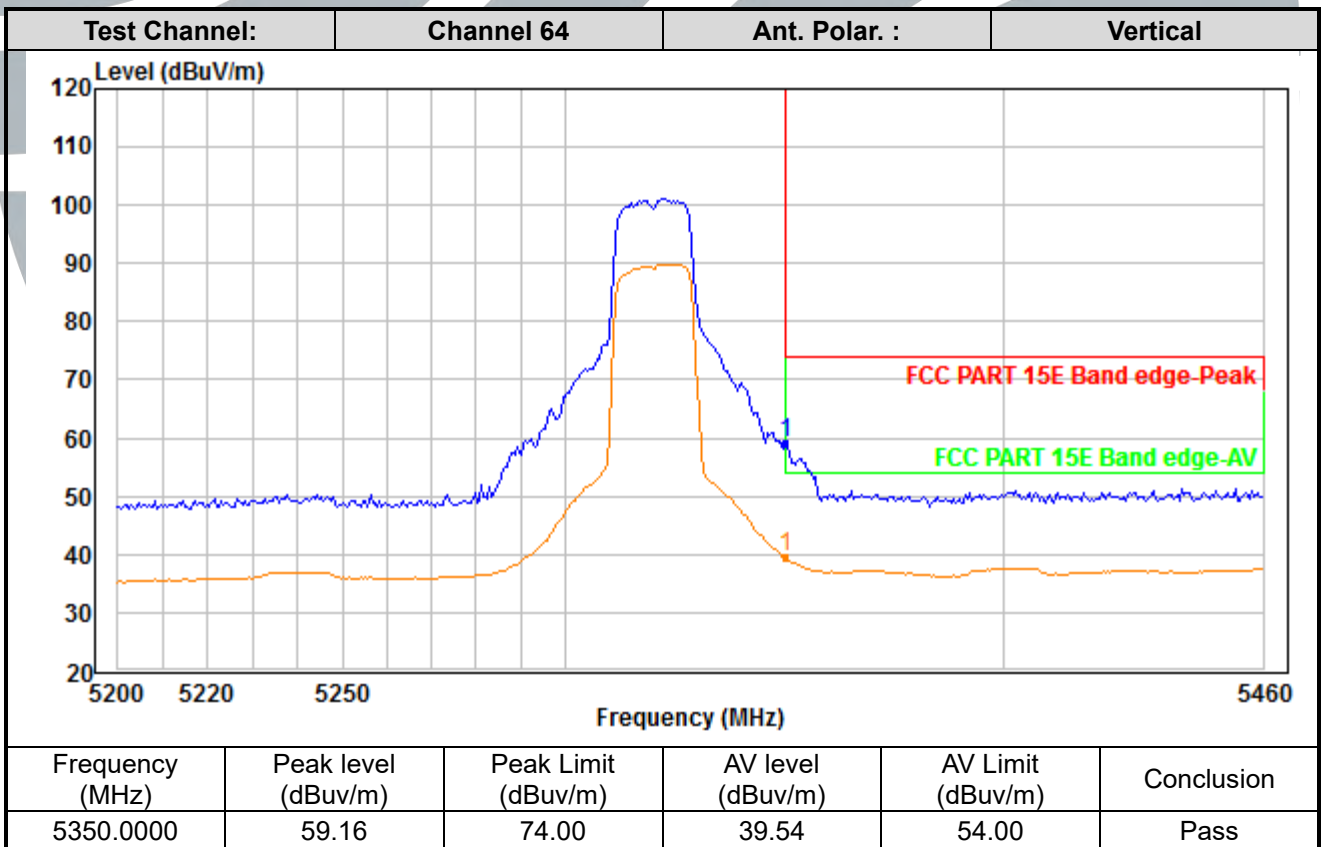
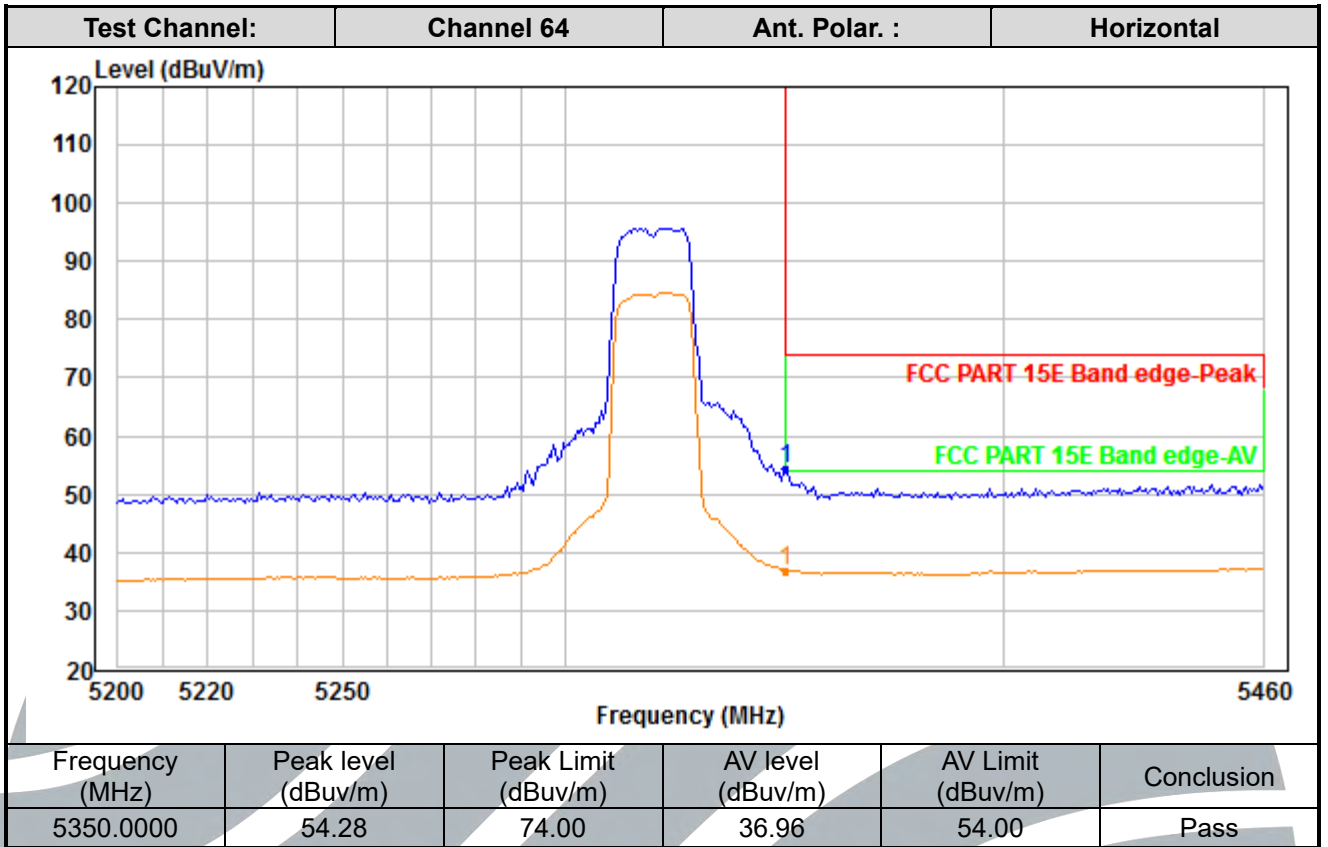
Tel: +86-755-28230888

Fax: +86-755-28230886

E-mail: info@uttlab.com

<http://www.uttlab.com>

UTTR-RF-FCCPART15.407-V1.1



**Shenzhen UnionTrust Quality and Technology Co., Ltd.**

Address: Unit D/E of 9/F and 16/F, Block A, Building 6, Baoneng science and technology park, Longhua district, Shenzhen, China

Tel: +86-755-28230888

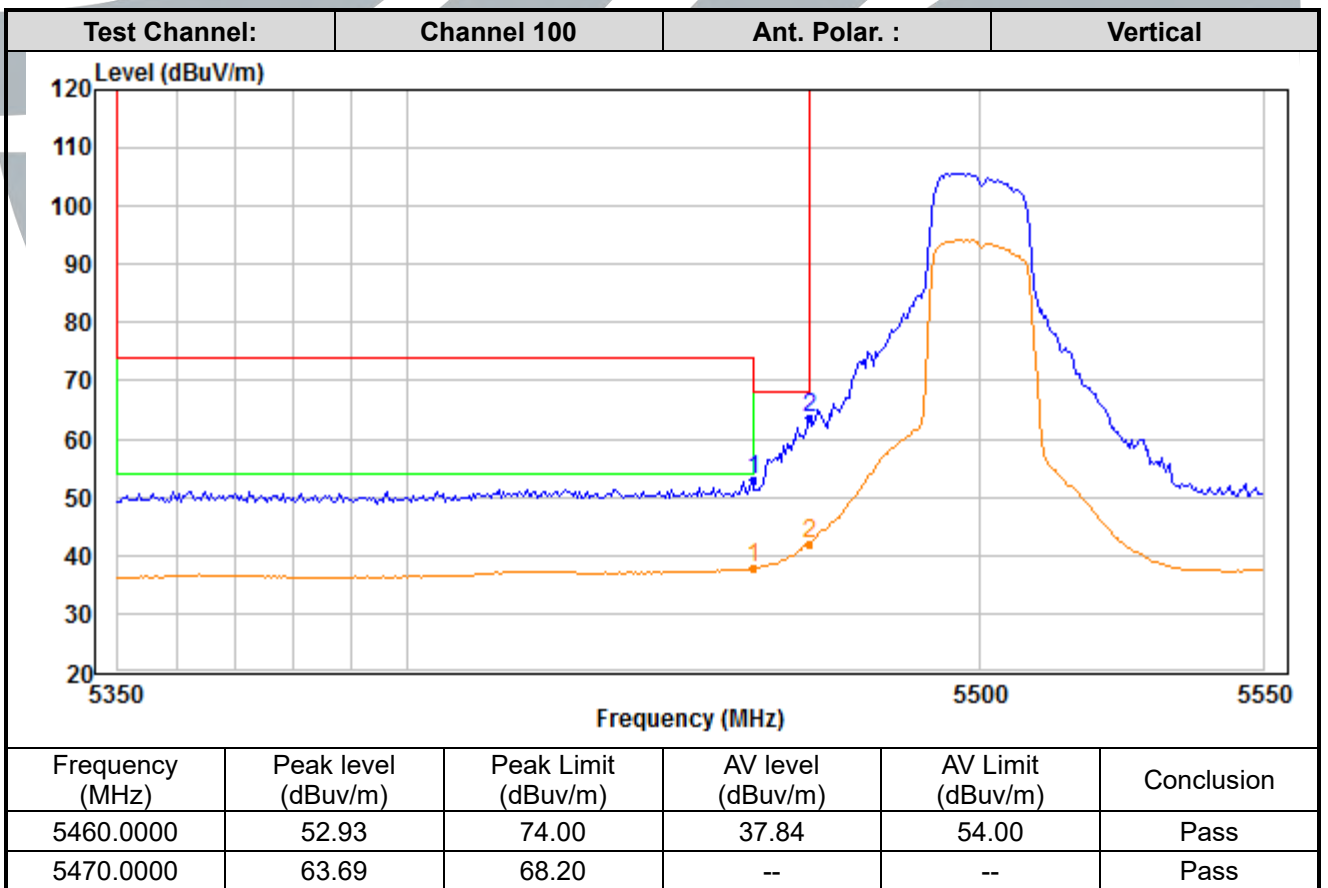
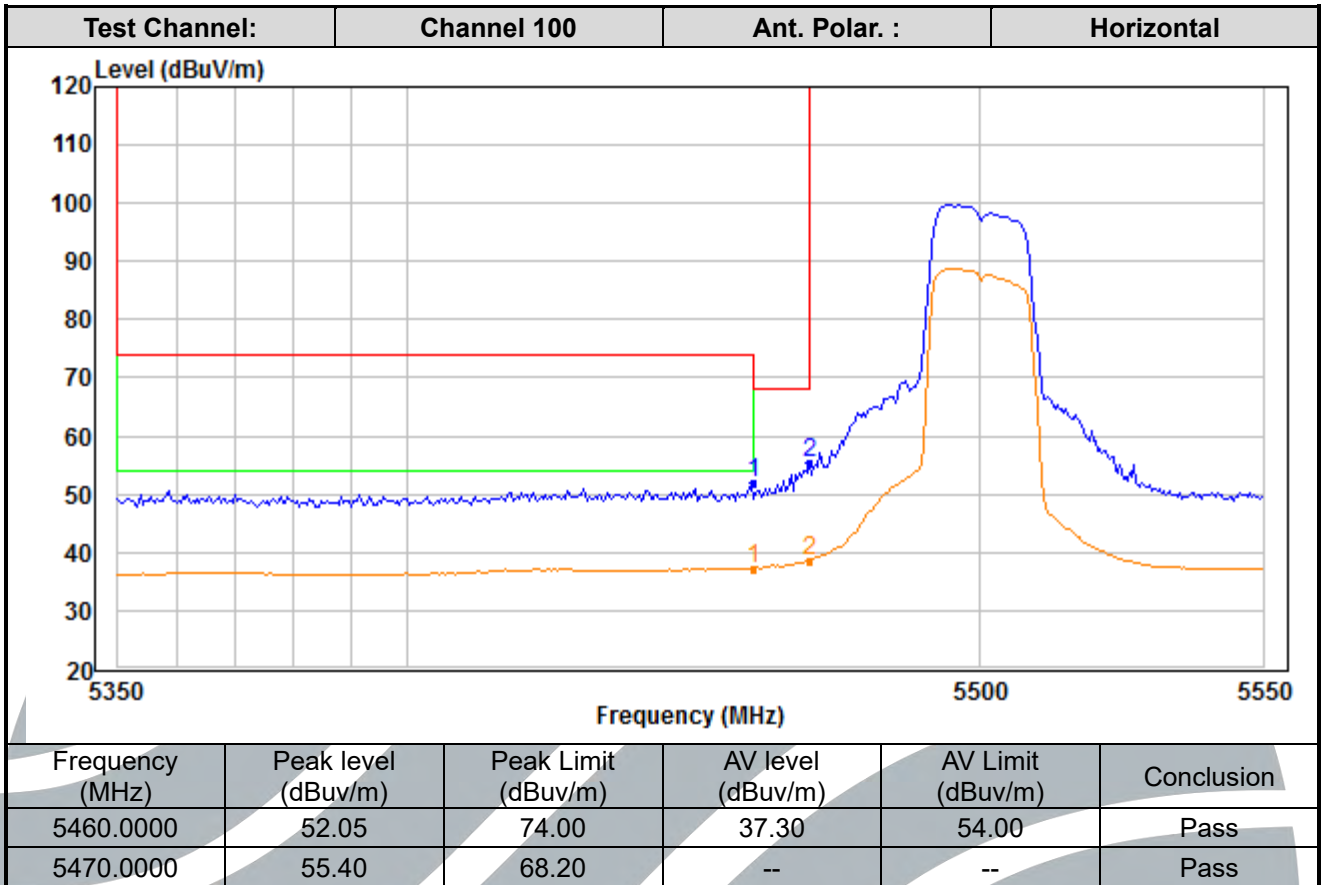
Fax: +86-755-28230886

E-mail: info@uttlab.com

<http://www.uttlab.com>

UTTR-RF-FCCPART15.407-V1.1





**Shenzhen UnionTrust Quality and Technology Co., Ltd.**

Address: Unit D/E of 9/F and 16/F, Block A, Building 6, Baoneng science and technology park, Longhua district, Shenzhen, China

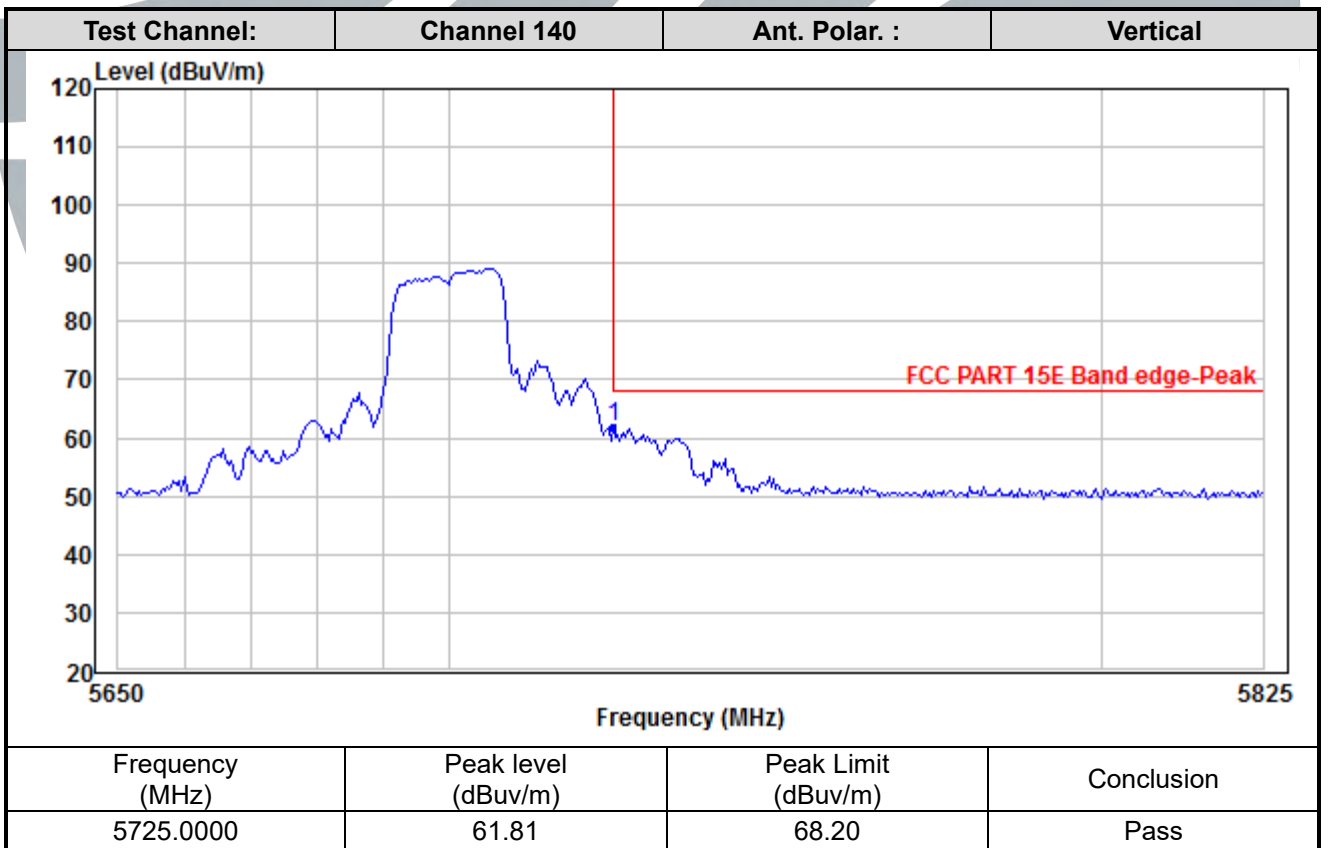
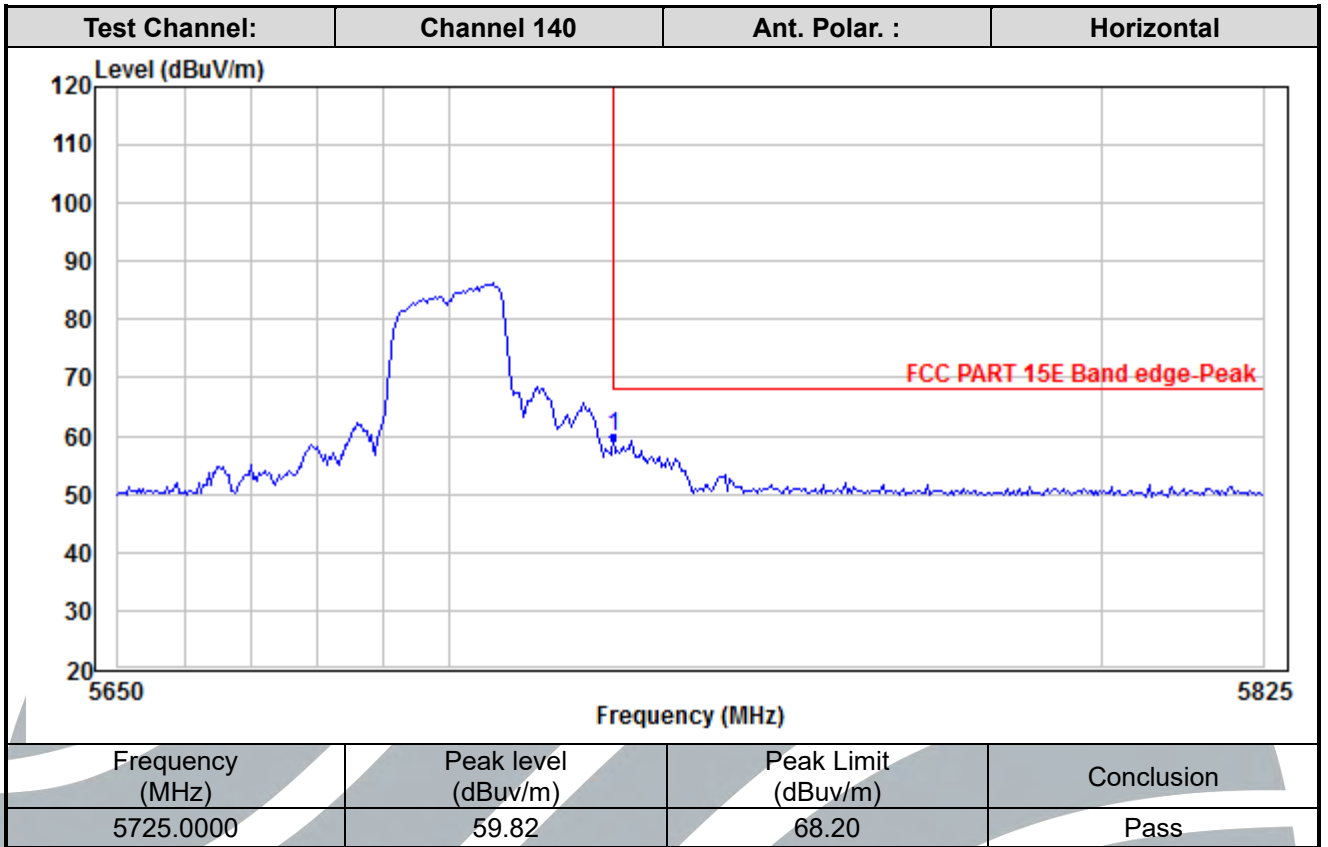
Tel: +86-755-28230888

Fax: +86-755-28230886

E-mail: info@uttlab.com

<http://www.uttlab.com>

UTTR-RF-FCCPART15.407-V1.1



**Shenzhen UnionTrust Quality and Technology Co., Ltd.**

Address: Unit D/E of 9/F and 16/F, Block A, Building 6, Baoneng science and technology park, Longhua district, Shenzhen, China

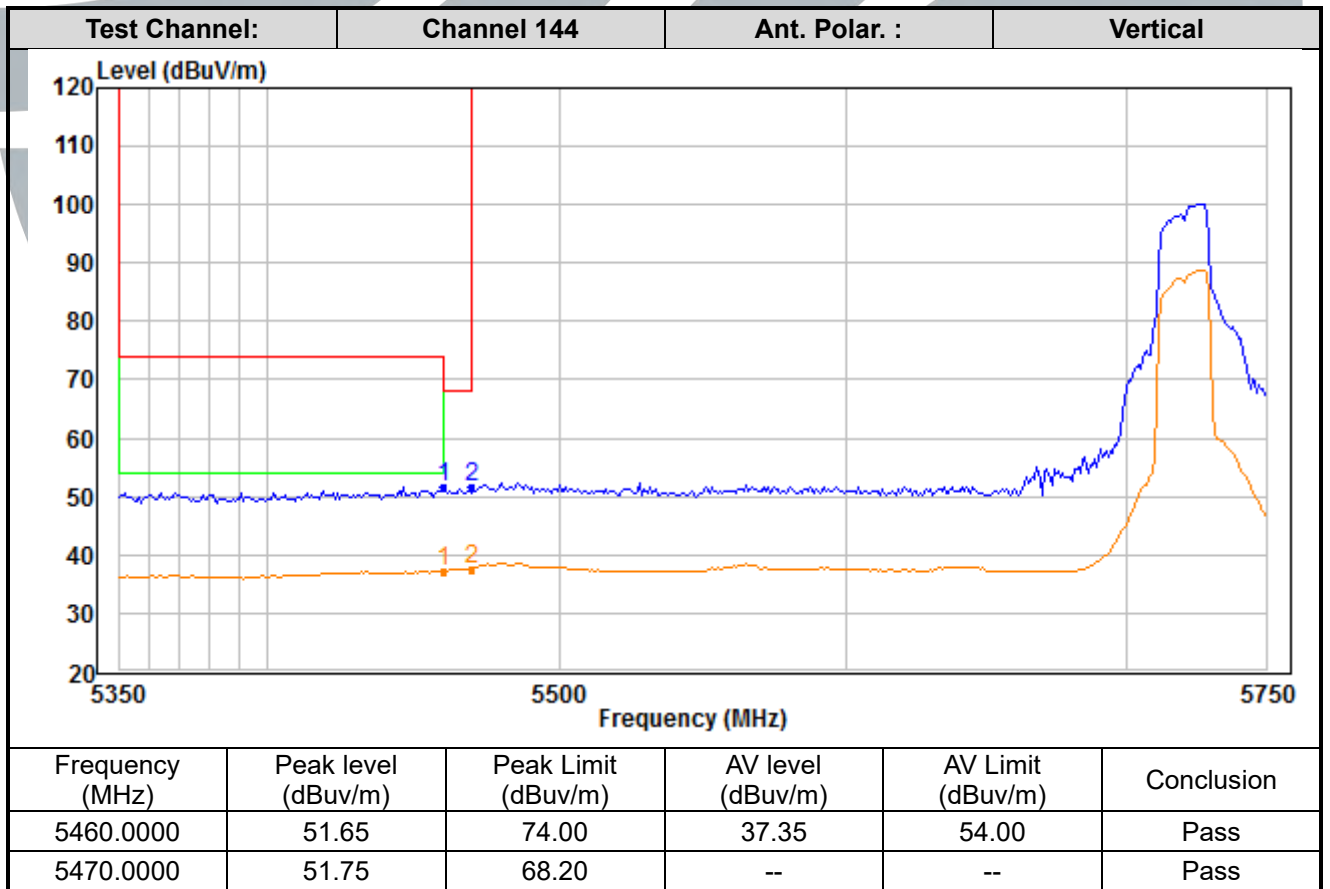
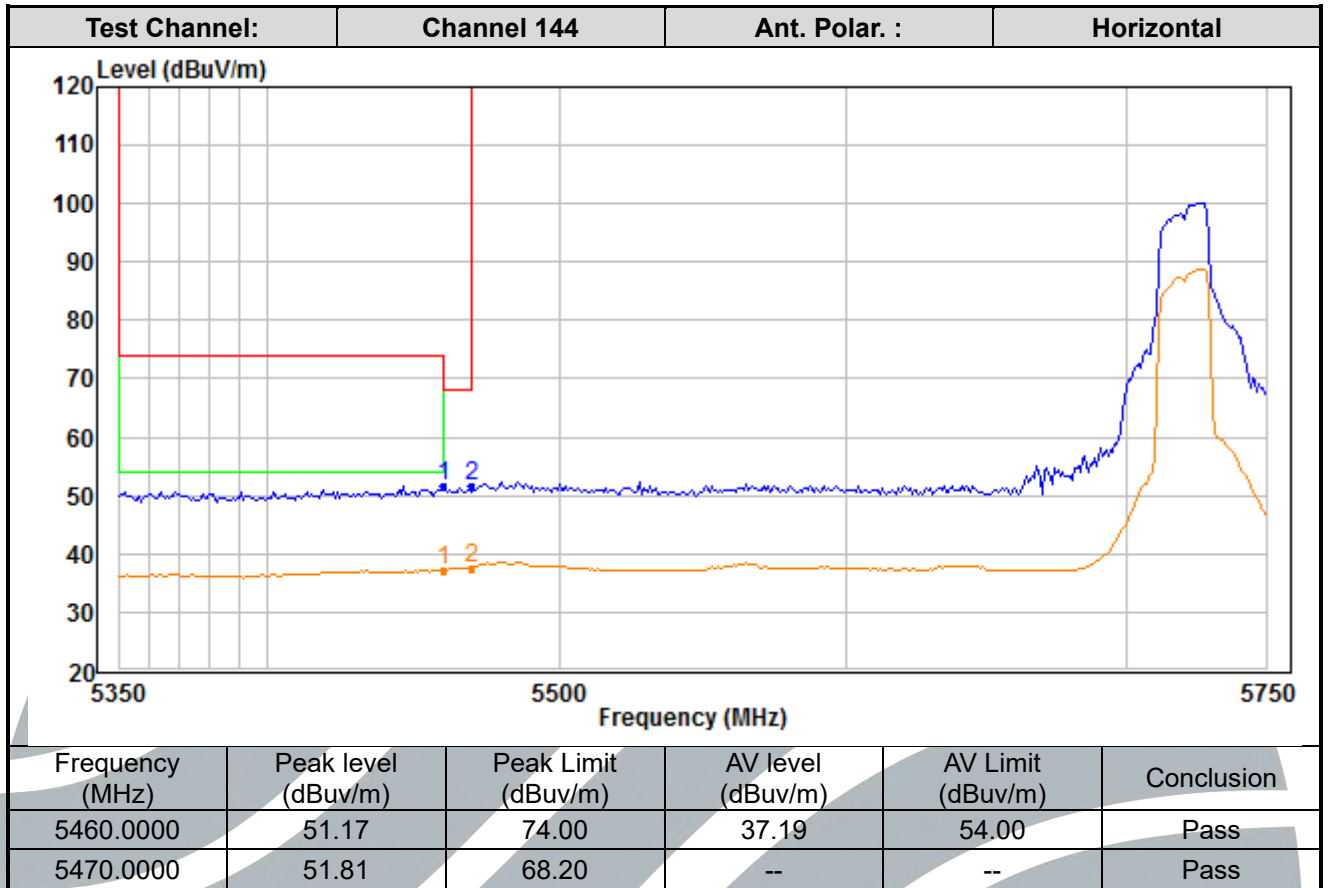
Tel: +86-755-28230888

Fax: +86-755-28230886

E-mail: info@uttlab.com

<http://www.uttlab.com>

UTTR-RF-FCCPART15.407-V1.1



**Shenzhen UnionTrust Quality and Technology Co., Ltd.**

Address: Unit D/E of 9/F and 16/F, Block A, Building 6, Baoneng science and technology park, Longhua district, Shenzhen, China

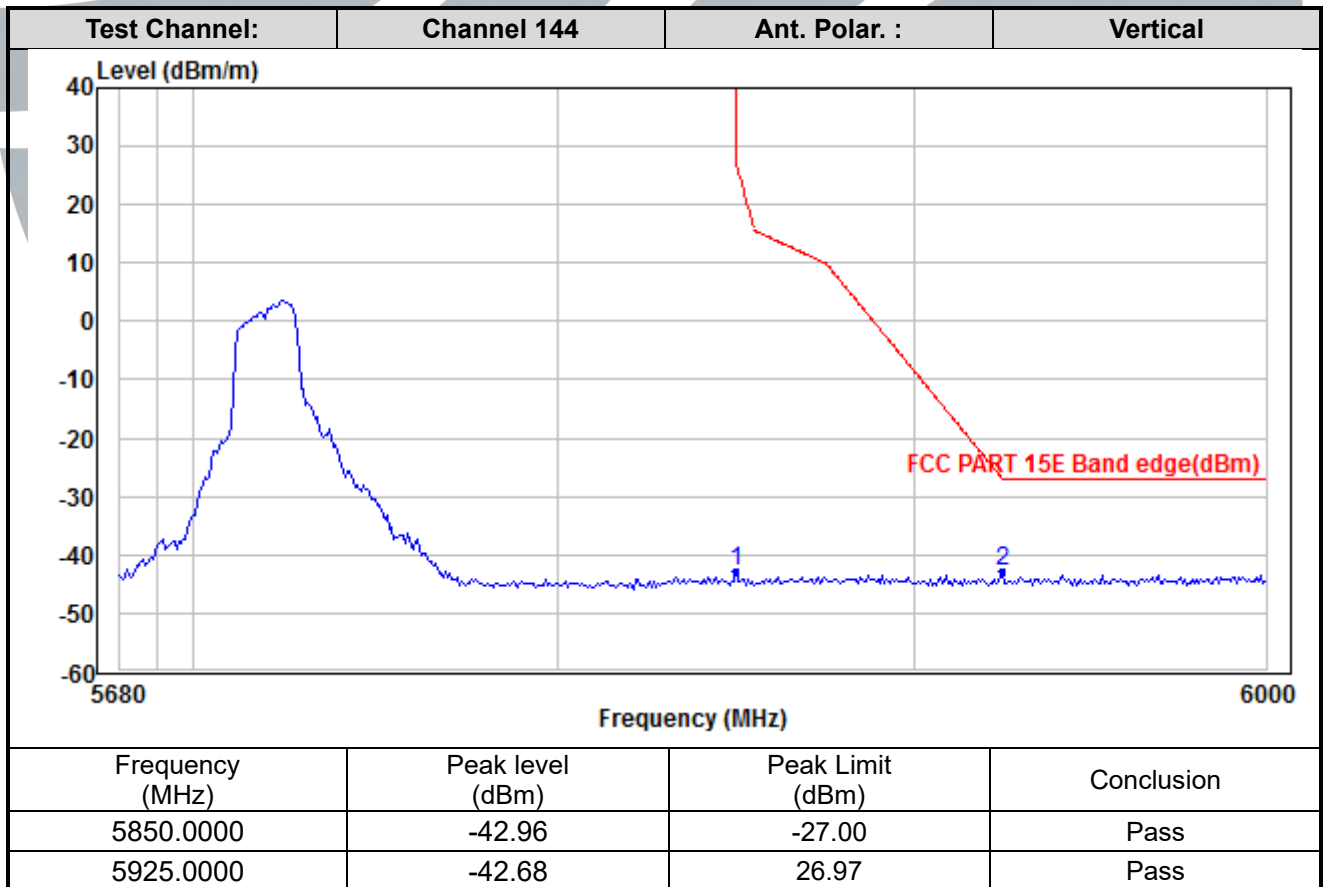
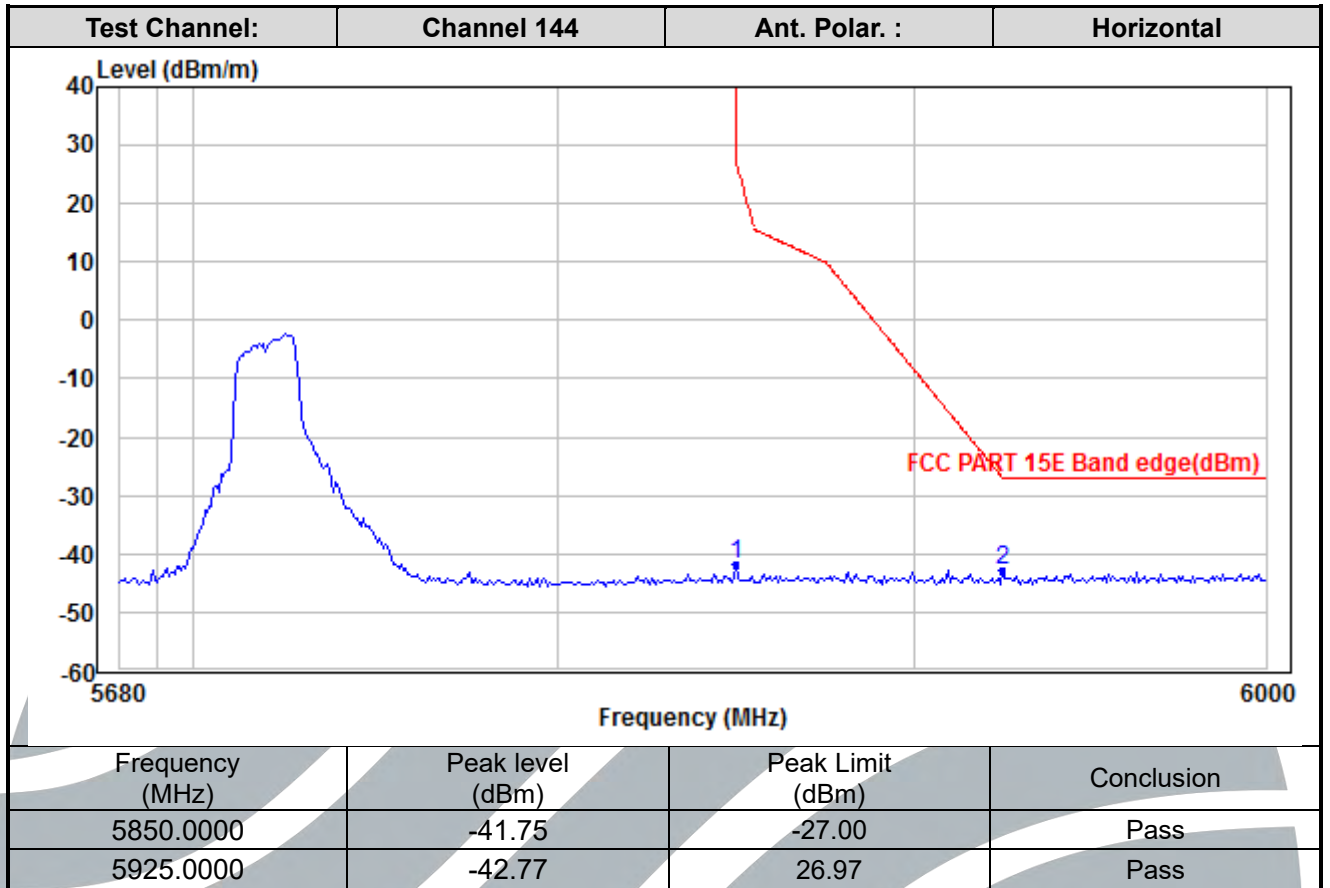
Tel: +86-755-28230888

Fax: +86-755-28230886

E-mail: info@uttlab.com

<http://www.uttlab.com>

UTTR-RF-FCCPART15.407-V1.1



**Shenzhen UnionTrust Quality and Technology Co., Ltd.**

Address: Unit D/E of 9/F and 16/F, Block A, Building 6, Baoneng science and technology park, Longhua district, Shenzhen, China

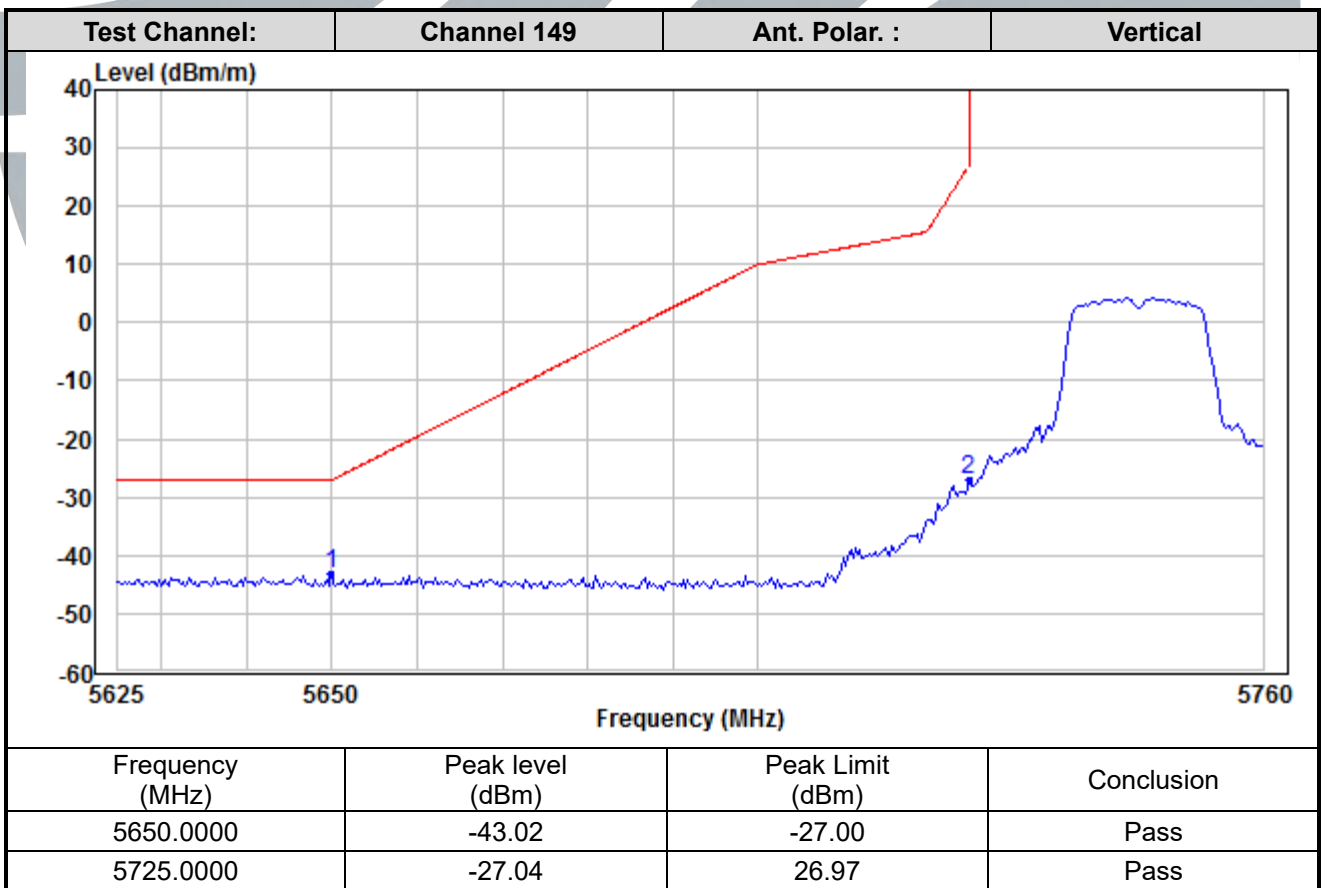
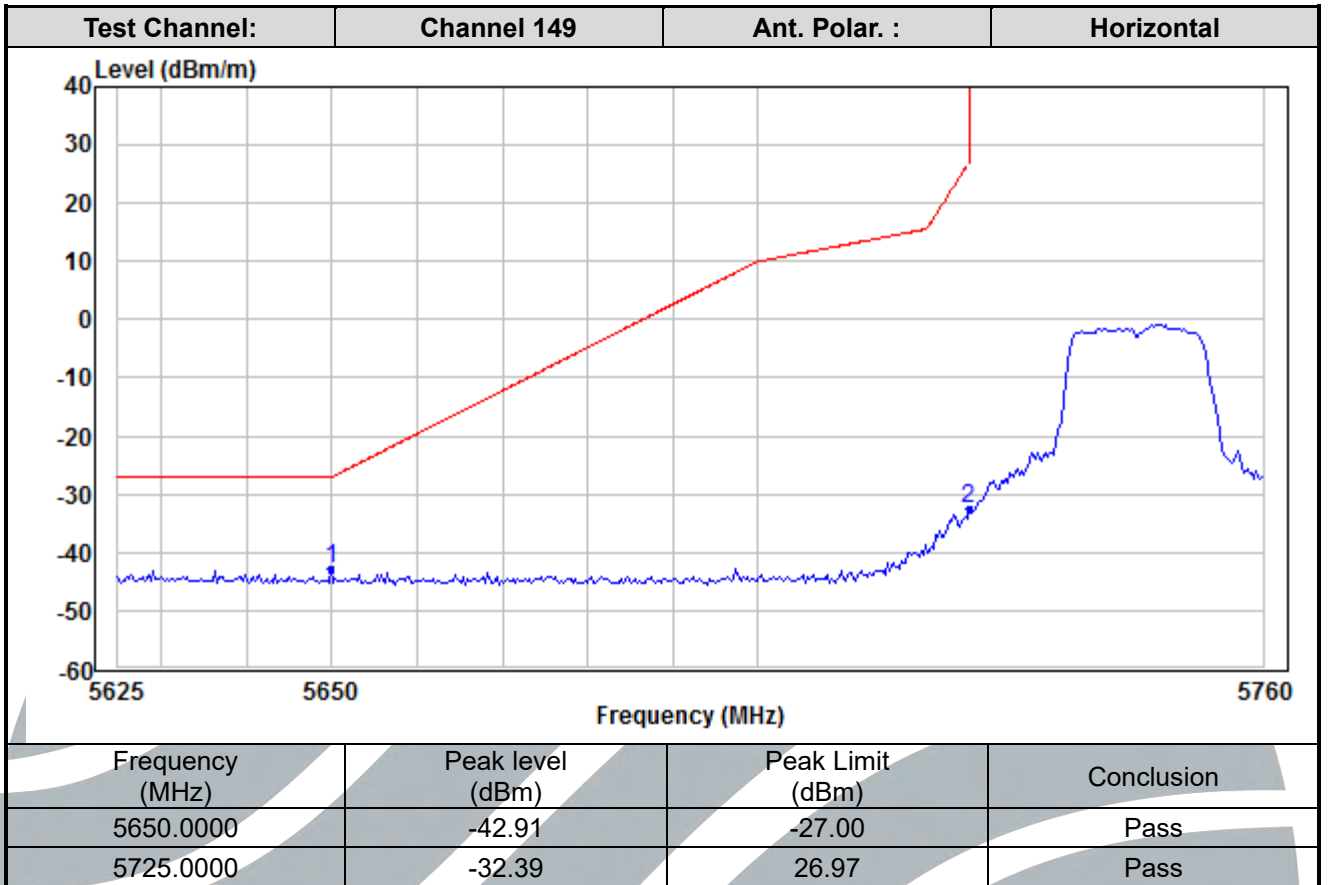
Tel: +86-755-28230888

Fax: +86-755-28230886

E-mail: info@uttlab.com

<http://www.uttlab.com>

UTTR-RF-FCCPART15.407-V1.1



**Shenzhen UnionTrust Quality and Technology Co., Ltd.**

Address: Unit D/E of 9/F and 16/F, Block A, Building 6, Baoneng science and technology park, Longhua district, Shenzhen, China

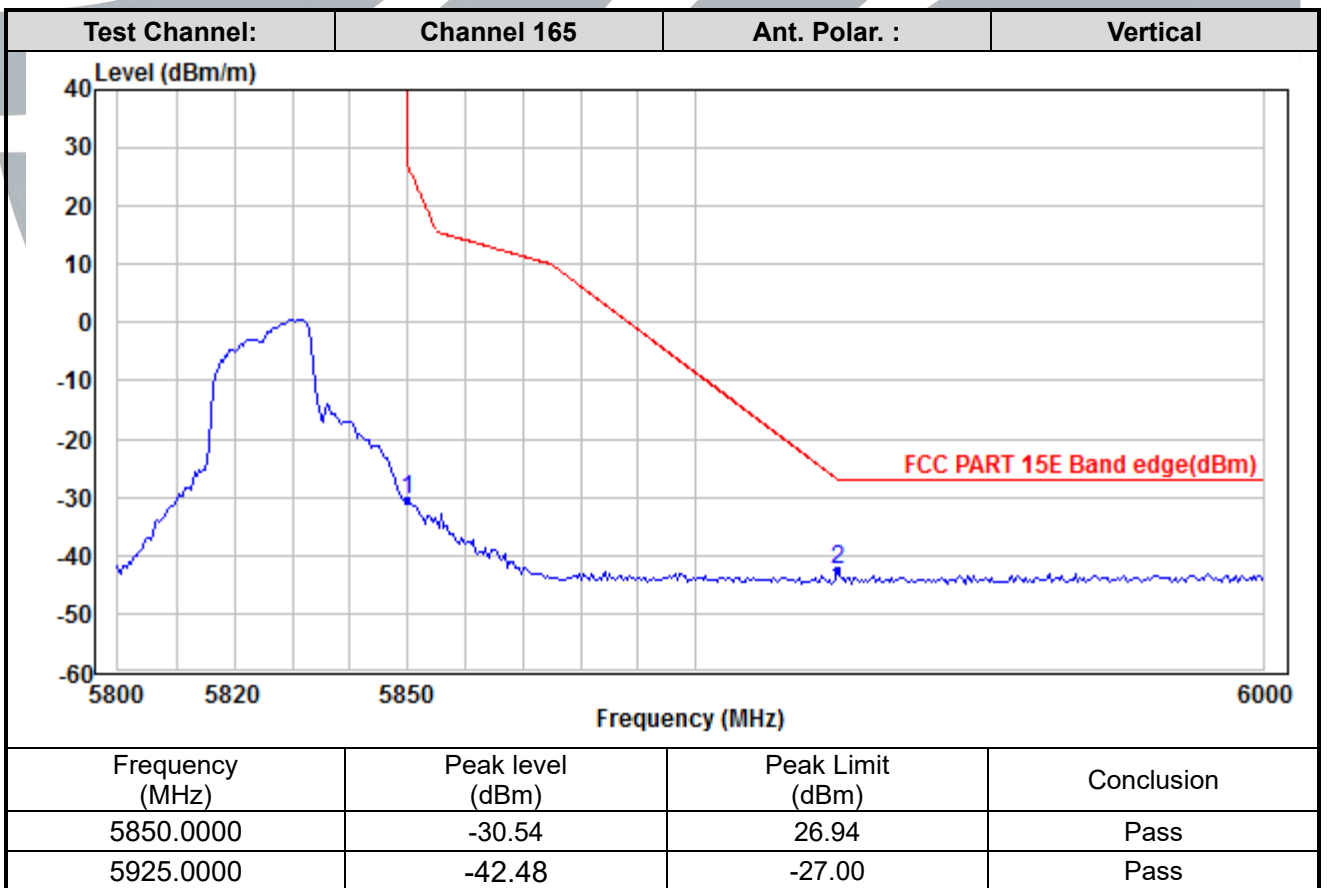
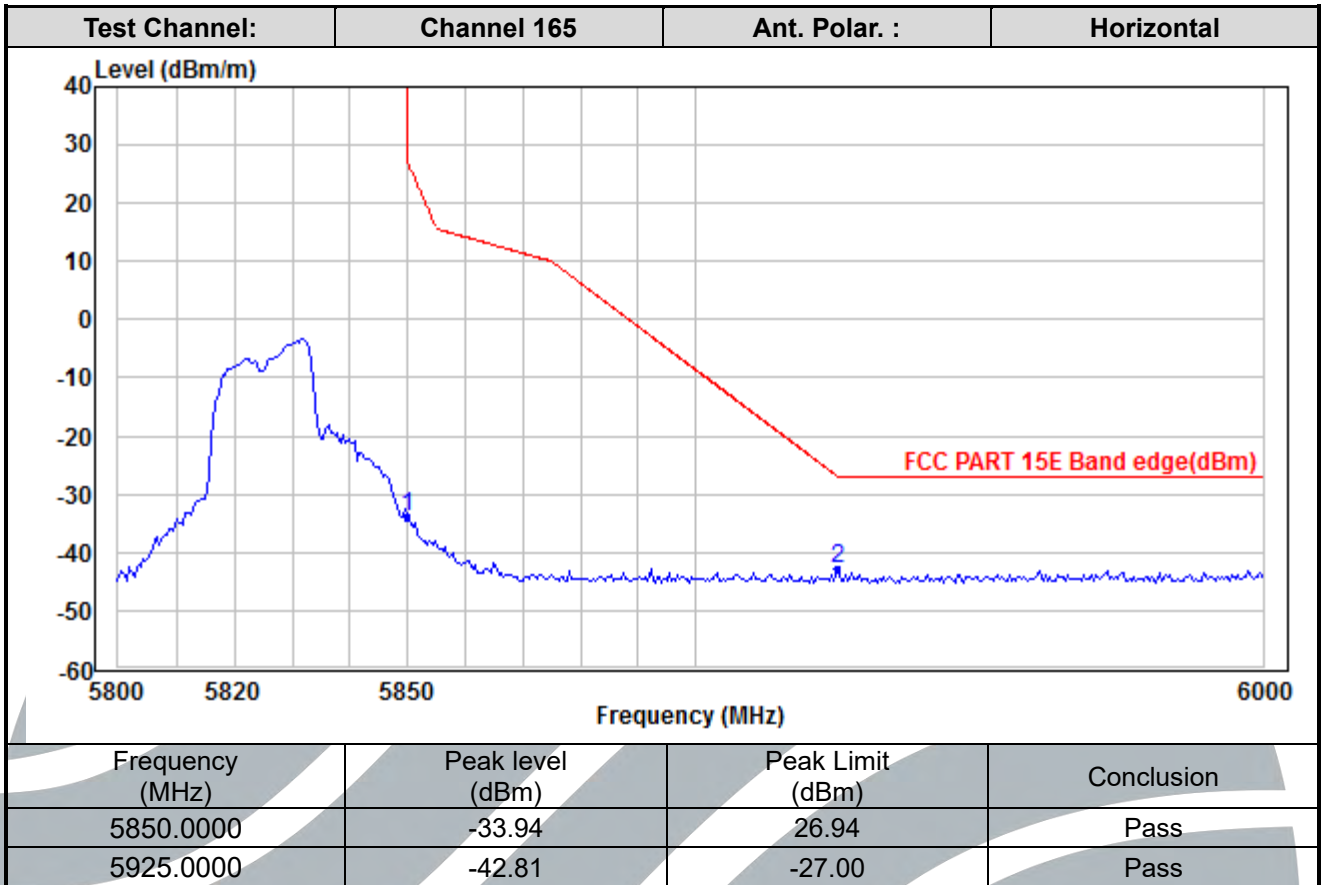
Tel: +86-755-28230888

Fax: +86-755-28230886

E-mail: info@uttlab.com

<http://www.uttlab.com>

UTTR-RF-FCCPART15.407-V1.1



**Shenzhen UnionTrust Quality and Technology Co., Ltd.**

Address: Unit D/E of 9/F and 16/F, Block A, Building 6, Baoneng science and technology park, Longhua district, Shenzhen, China

Tel: +86-755-28230888

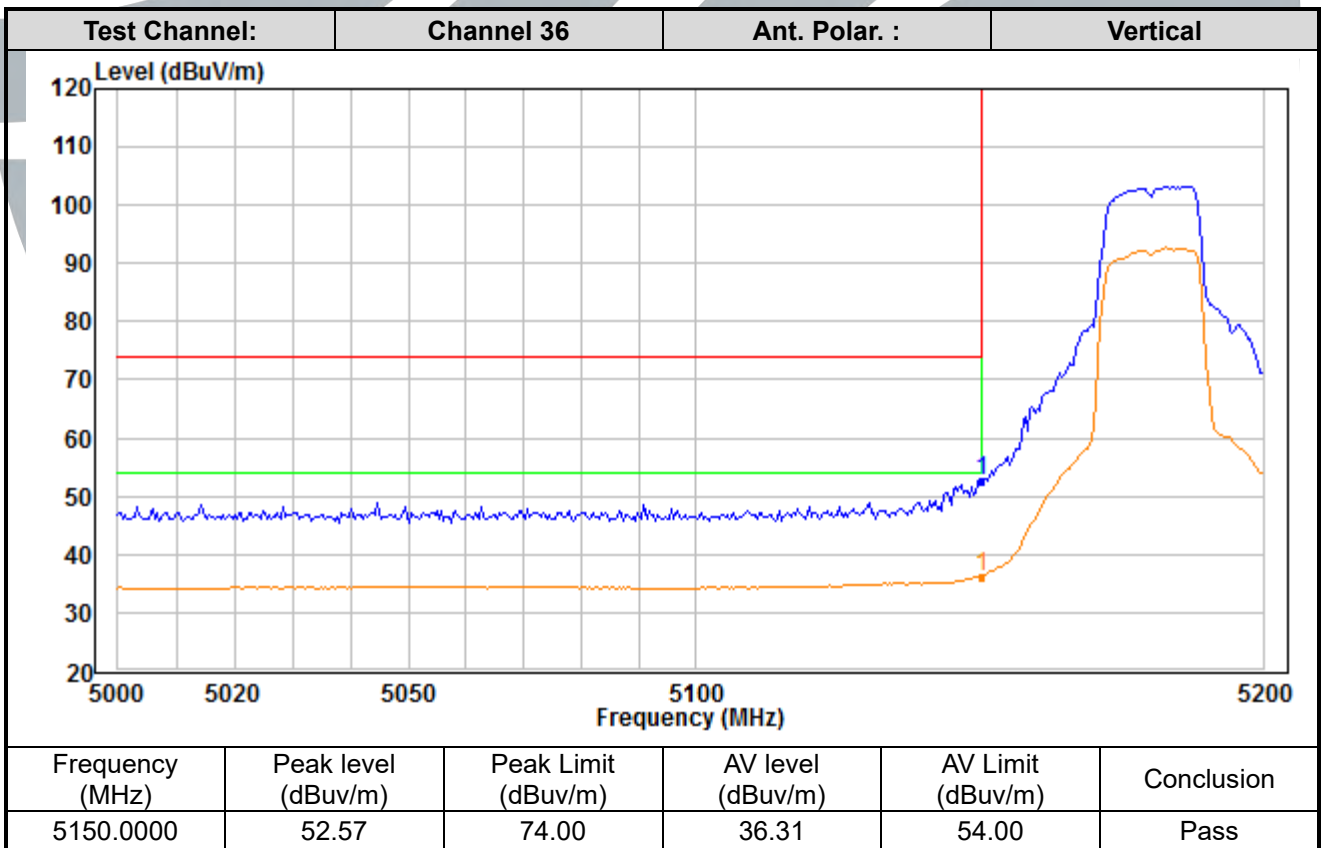
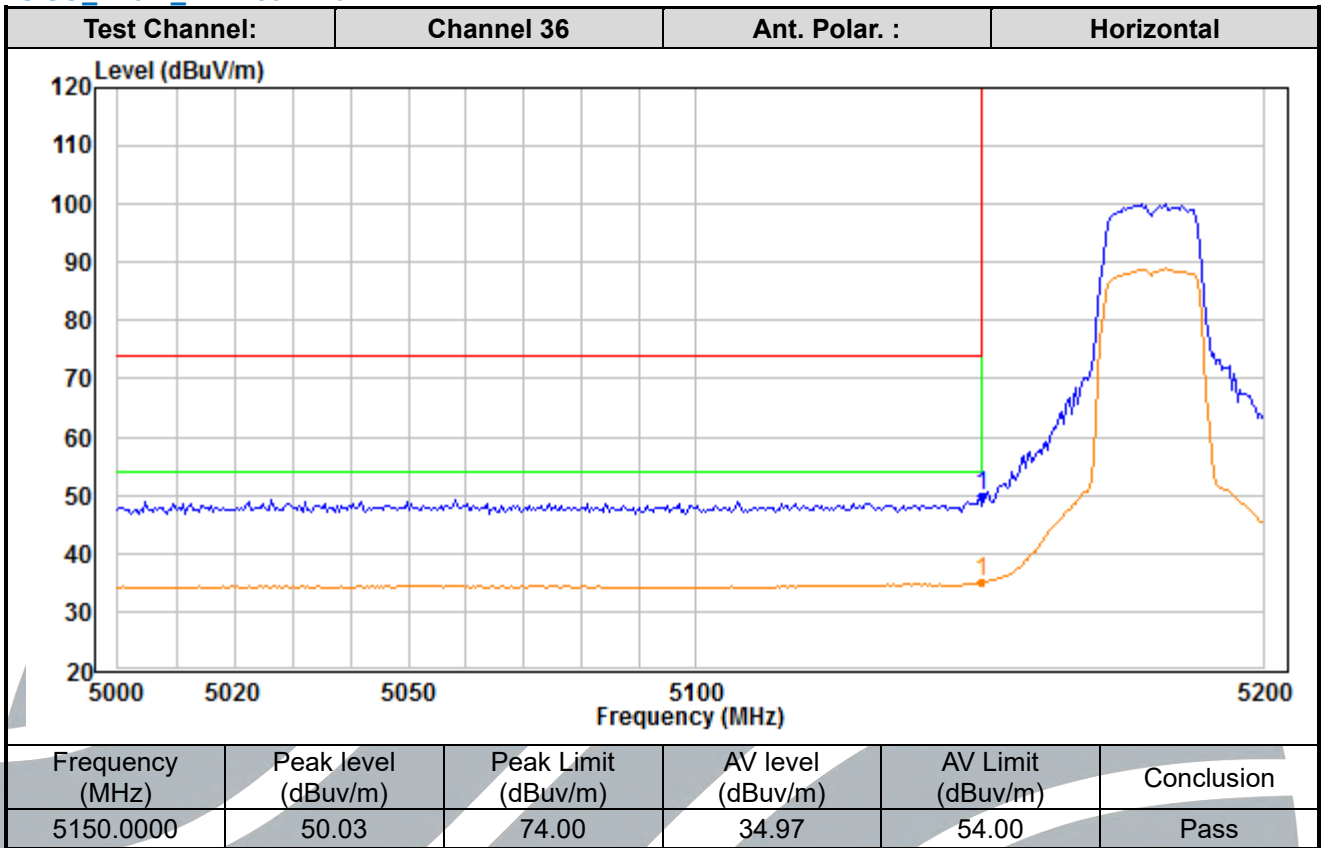
Fax: +86-755-28230886

E-mail: info@uttlab.com

<http://www.uttlab.com>

UTTR-RF-FCCPART15.407-V1.1

SISO\_Ant. 1\_ IEEE 802.11a



**Shenzhen UnionTrust Quality and Technology Co., Ltd.**

Address: Unit D/E of 9/F and 16/F, Block A, Building 6, Baoneng science and technology park, Longhua district, Shenzhen, China

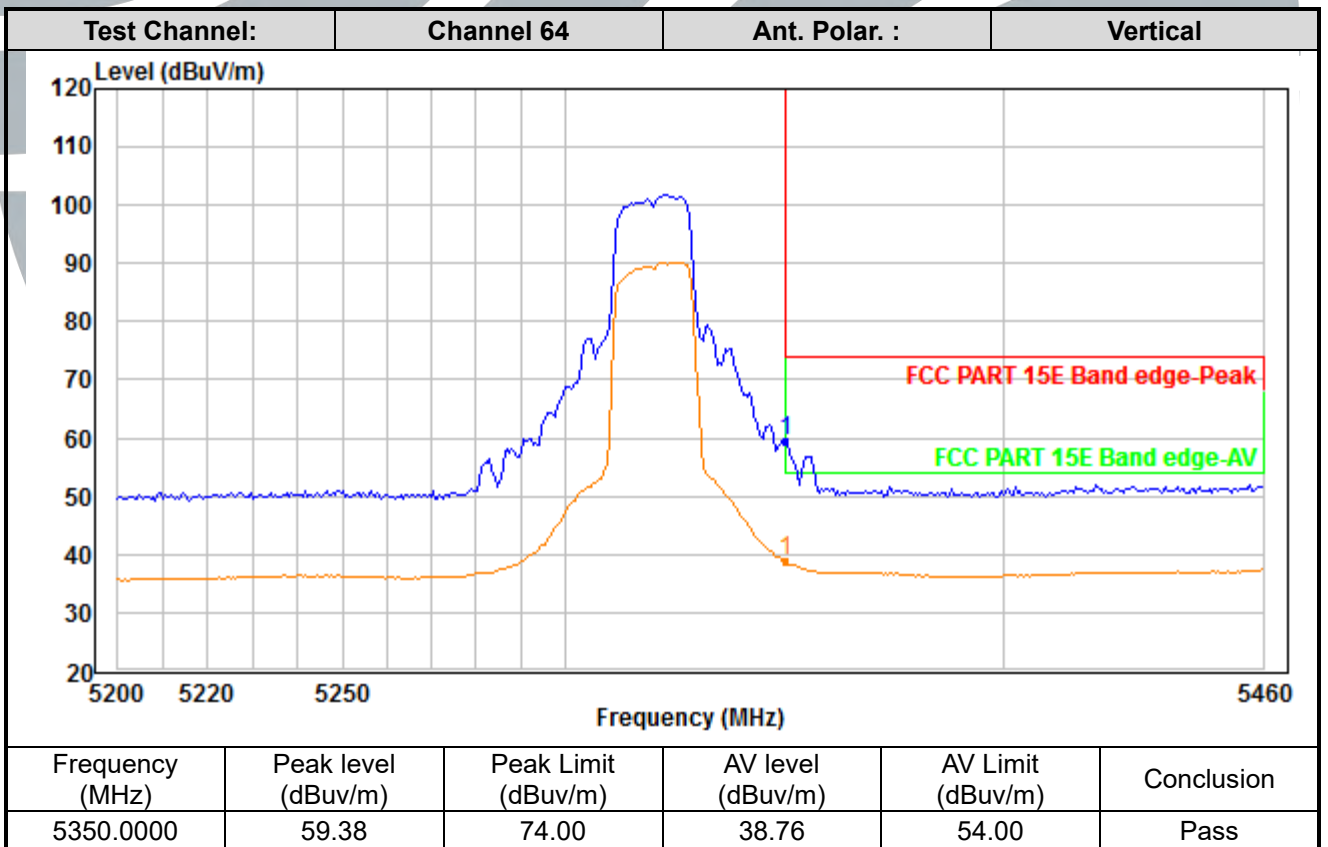
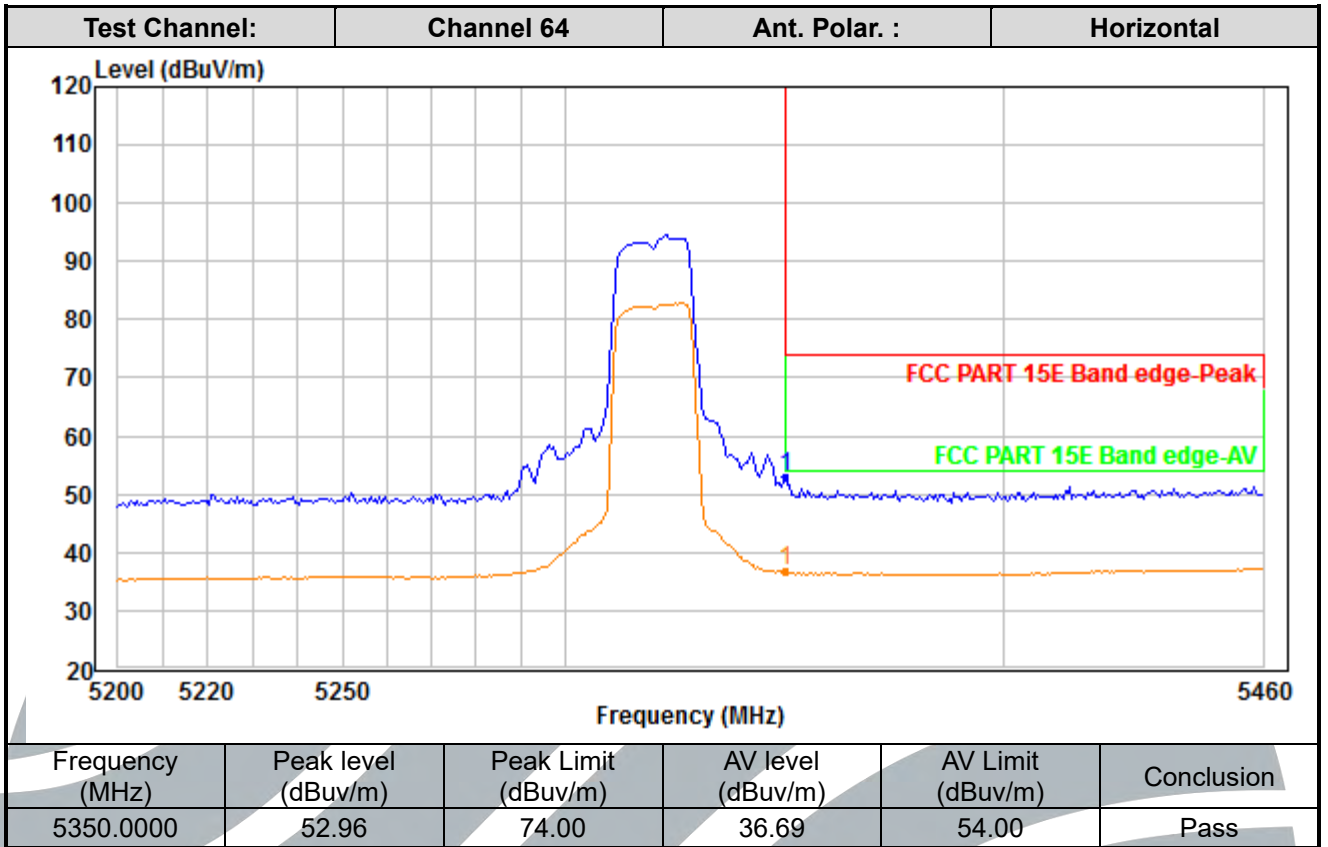
Tel: +86-755-28230888

Fax: +86-755-28230886

E-mail: info@uttlab.com

<http://www.uttlab.com>

UTTR-RF-FCCPART15.407-V1.1



**Shenzhen UnionTrust Quality and Technology Co., Ltd.**

Address: Unit D/E of 9/F and 16/F, Block A, Building 6, Baoneng science and technology park, Longhua district, Shenzhen, China

Tel: +86-755-28230888

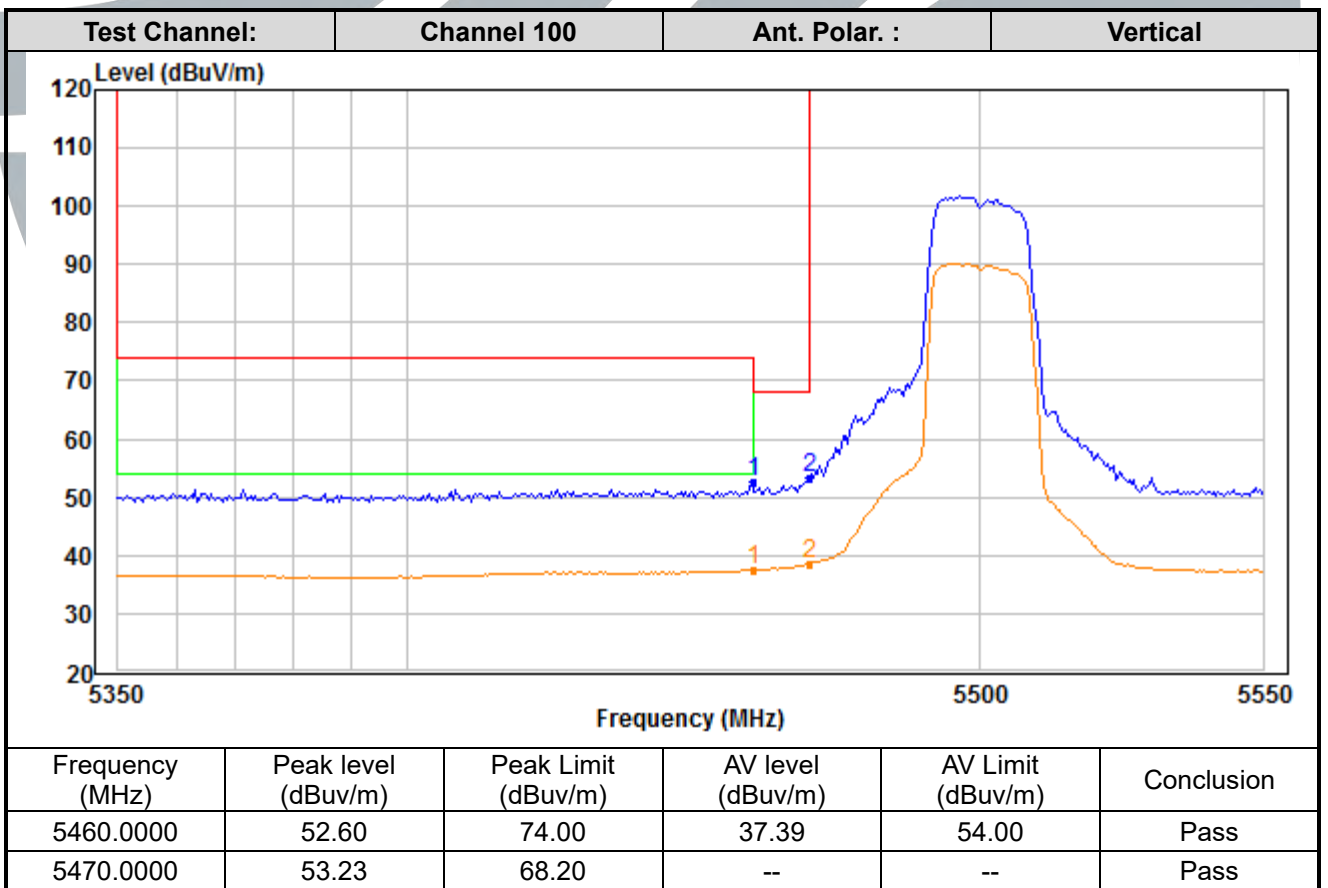
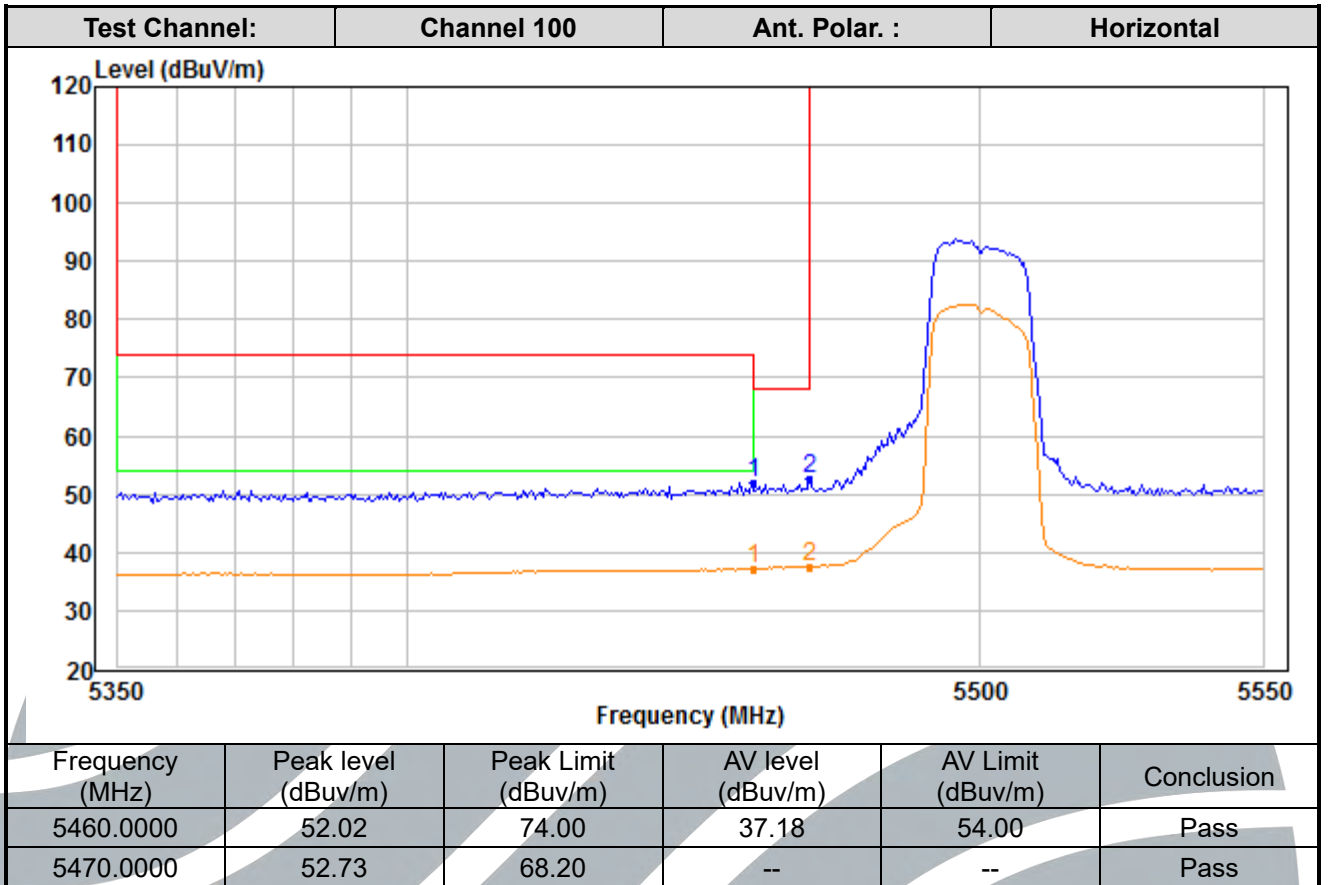
Fax: +86-755-28230886

E-mail: info@uttlab.com

<http://www.uttlab.com>

UTTR-RF-FCCPART15.407-V1.1





**Shenzhen UnionTrust Quality and Technology Co., Ltd.**

Address: Unit D/E of 9/F and 16/F, Block A, Building 6, Baoneng science and technology park, Longhua district, Shenzhen, China

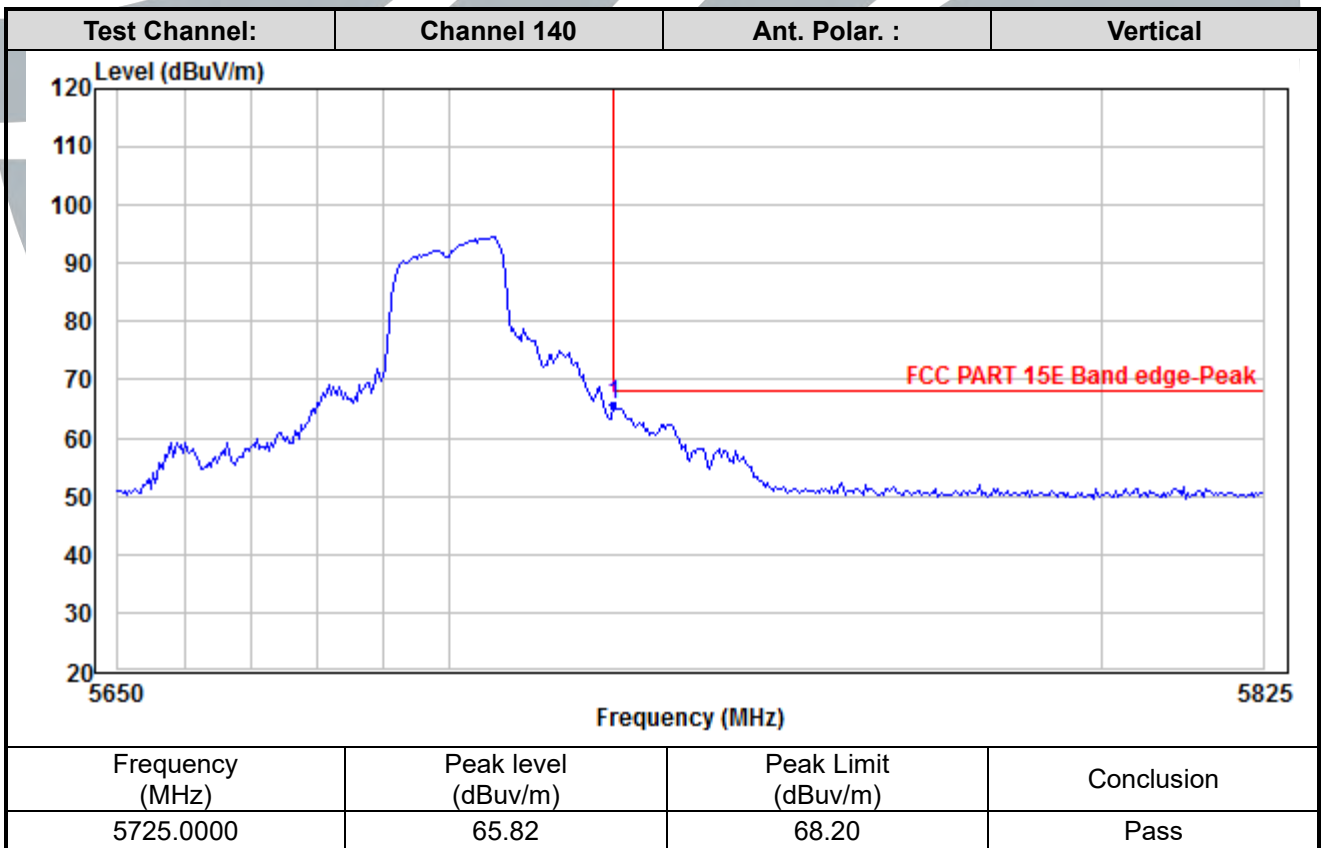
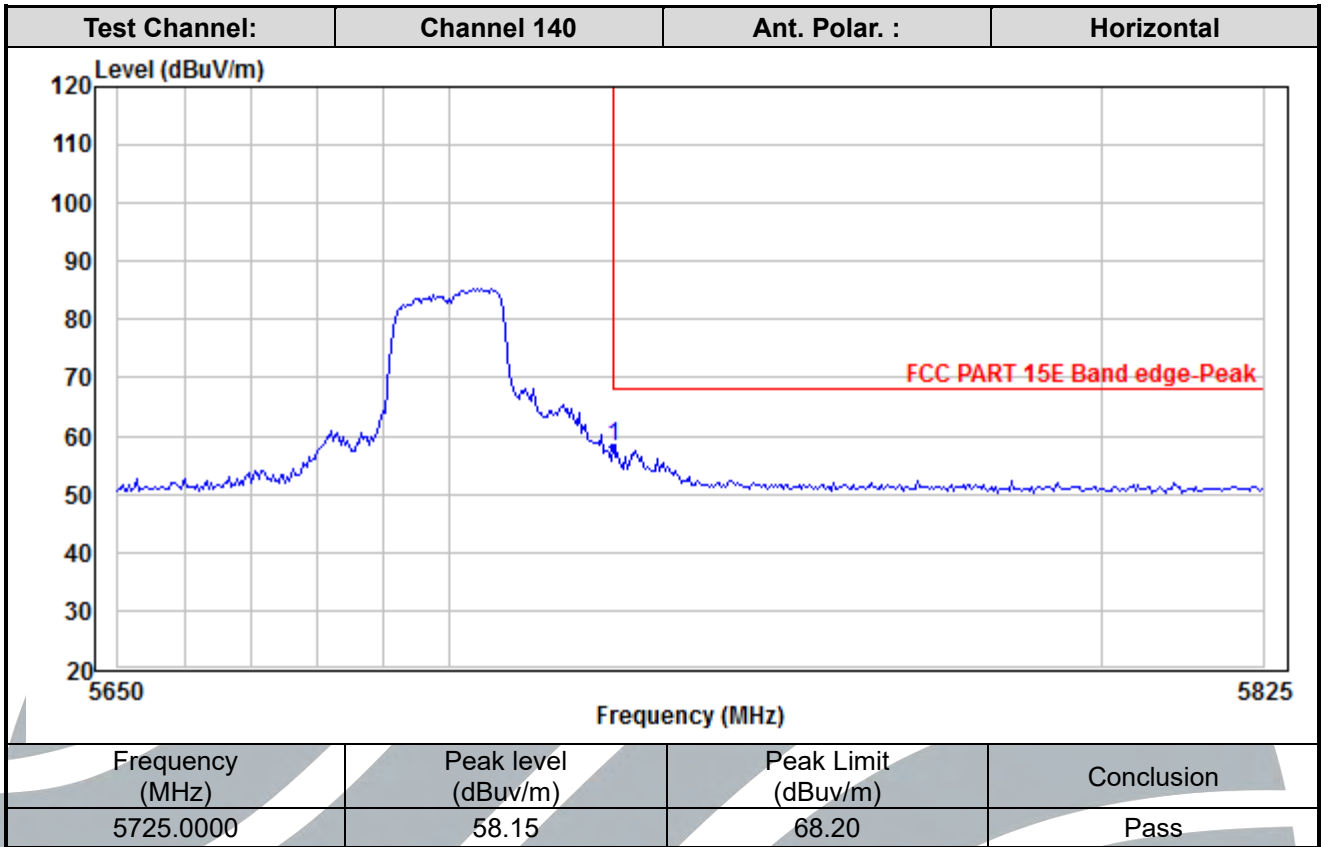
Tel: +86-755-28230888

Fax: +86-755-28230886

E-mail: info@uttlab.com

<http://www.uttlab.com>

UTTR-RF-FCCPART15.407-V1.1



**Shenzhen UnionTrust Quality and Technology Co., Ltd.**

Address: Unit D/E of 9/F and 16/F, Block A, Building 6, Baoneng science and technology park, Longhua district, Shenzhen, China

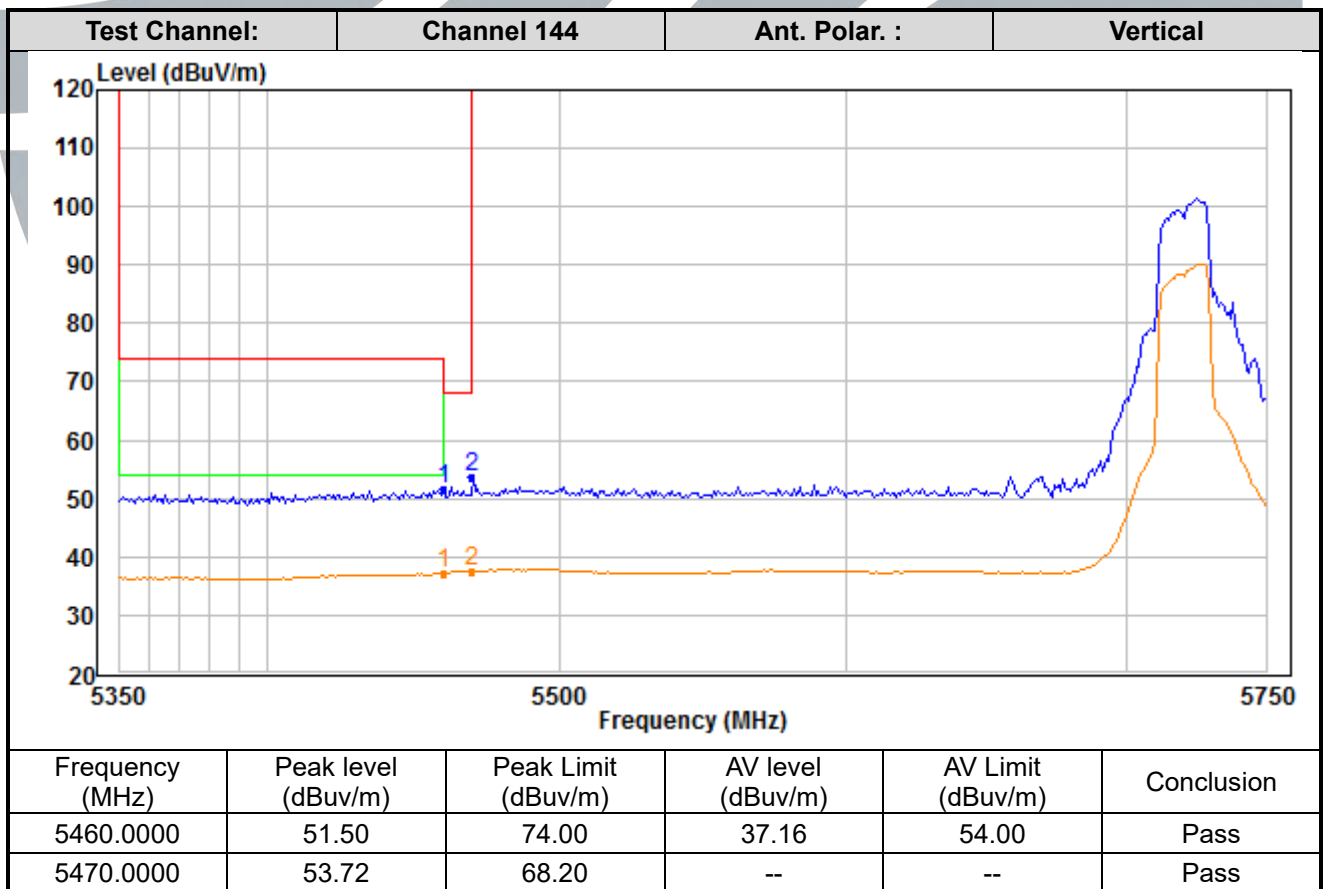
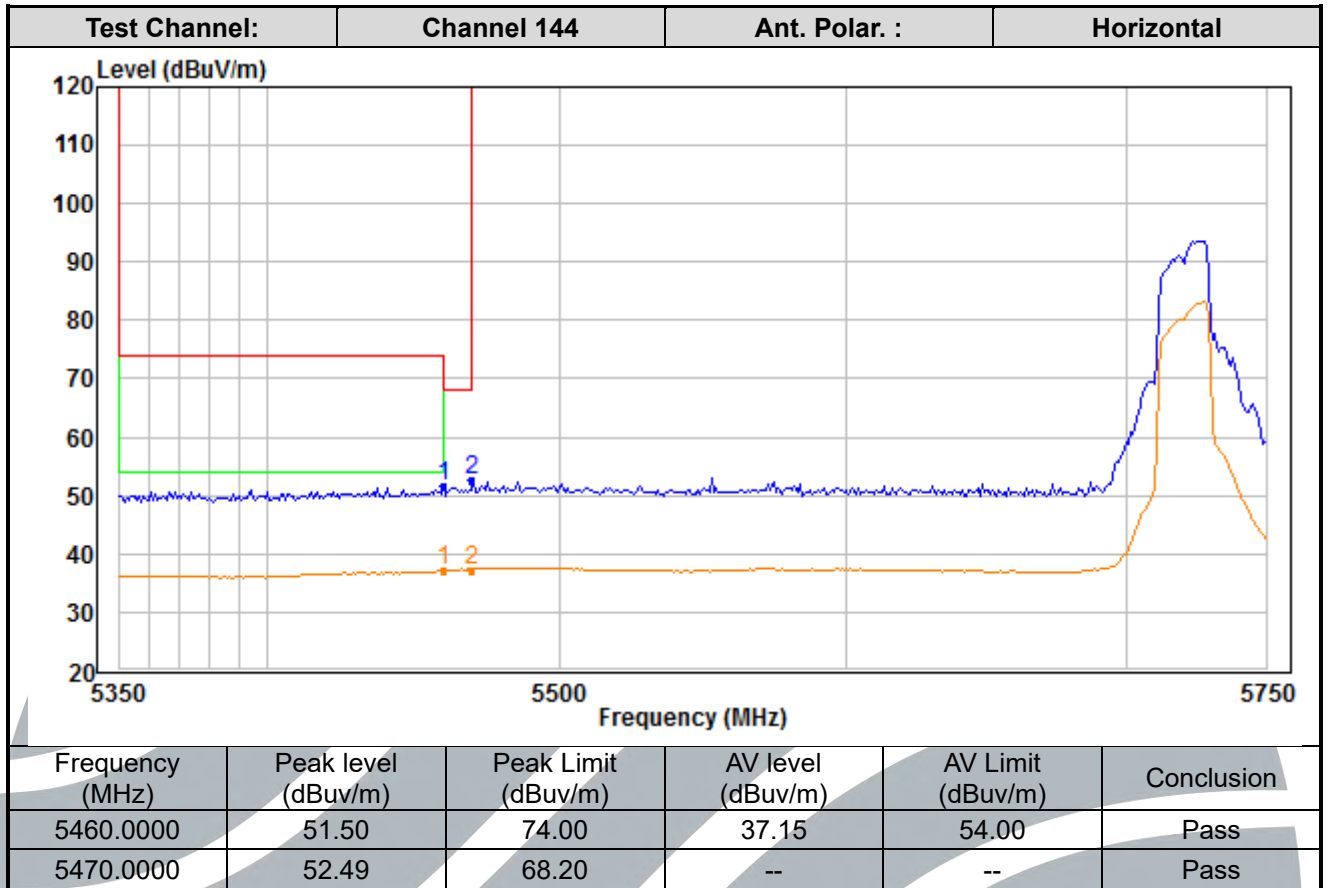
Tel: +86-755-28230888

Fax: +86-755-28230886

E-mail: info@uttlab.com

<http://www.uttlab.com>

UTTR-RF-FCCPART15.407-V1.1



**Shenzhen UnionTrust Quality and Technology Co., Ltd.**

Address: Unit D/E of 9/F and 16/F, Block A, Building 6, Baoneng science and technology park, Longhua district, Shenzhen, China

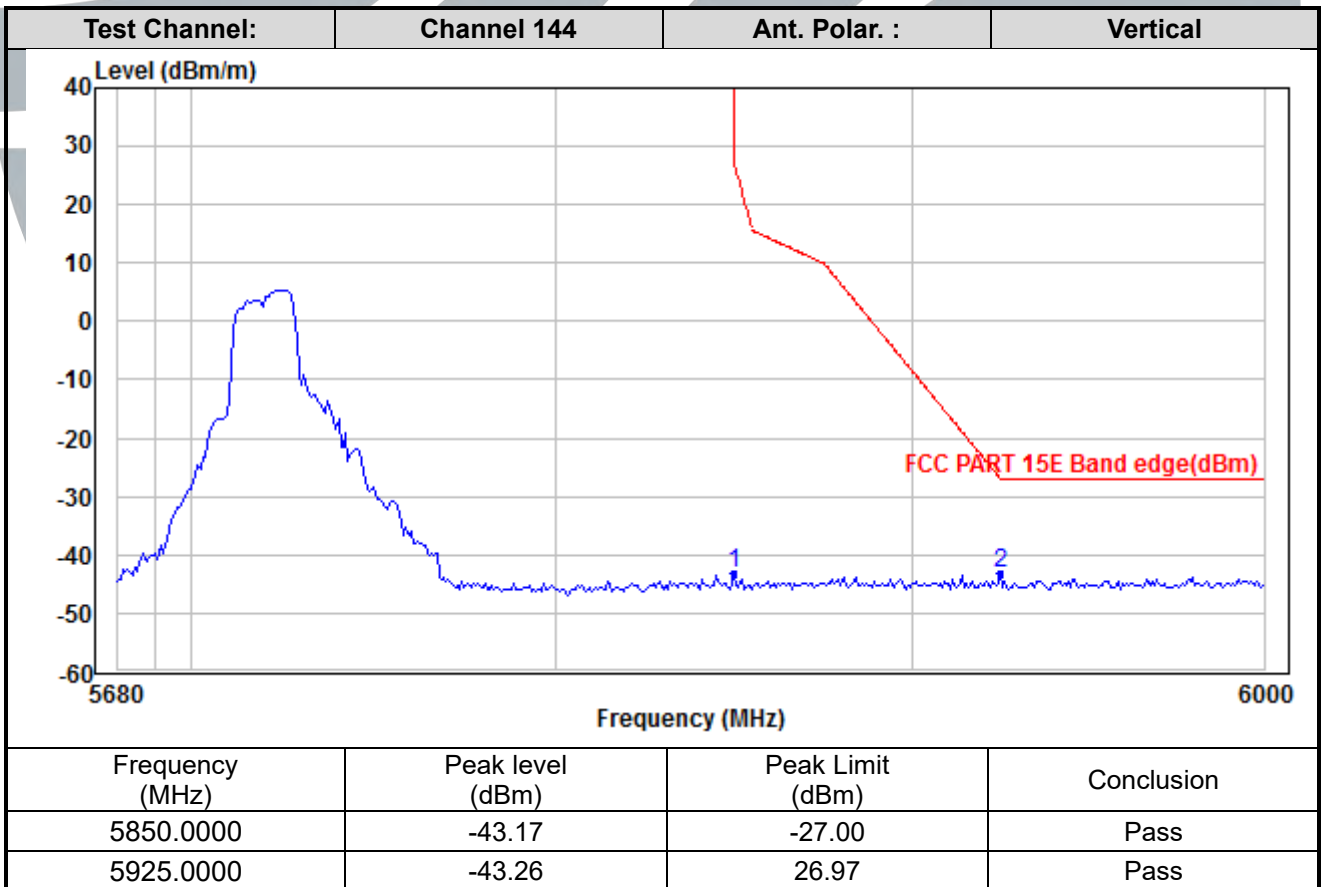
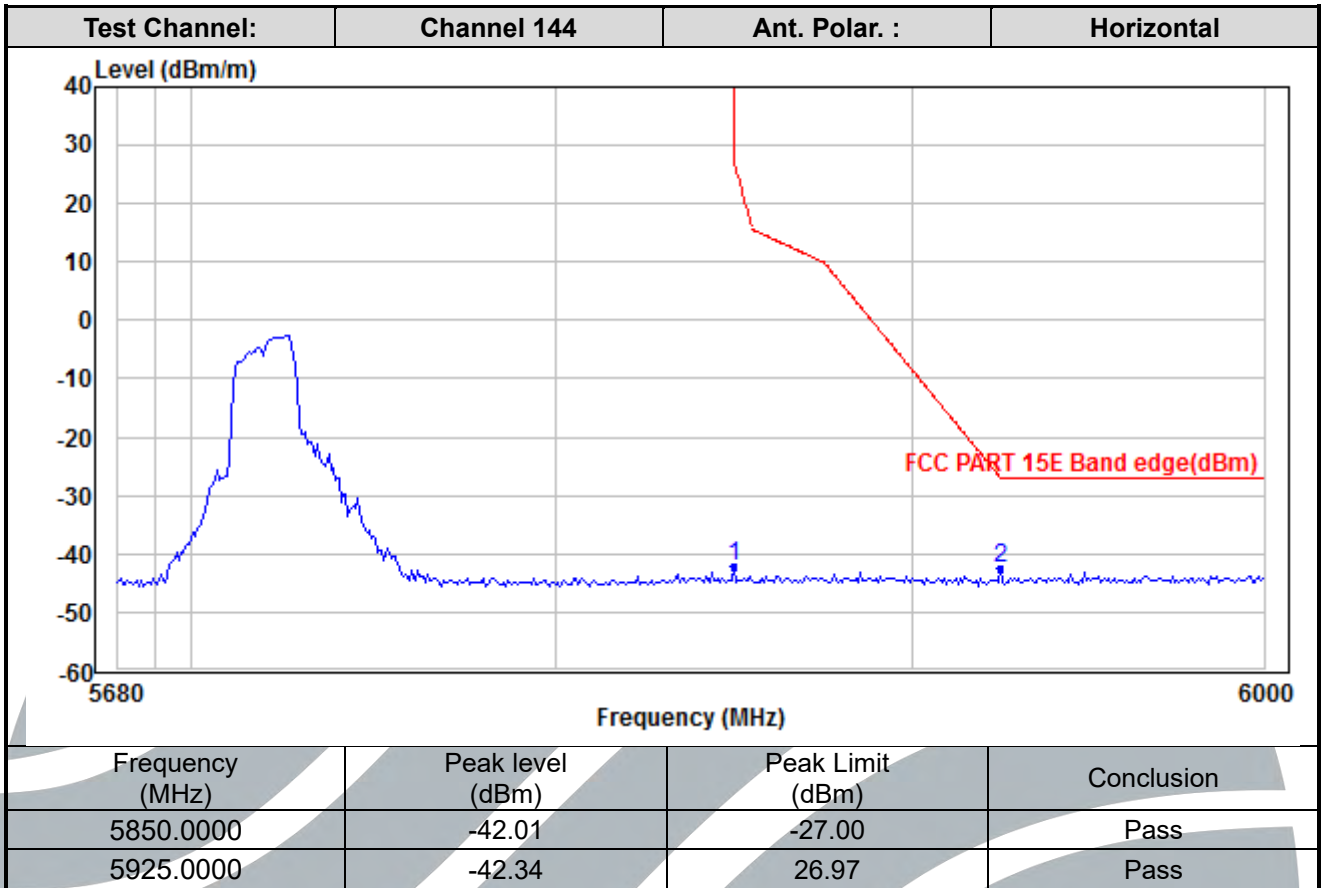
Tel: +86-755-28230888

Fax: +86-755-28230886

E-mail: info@uttlab.com

<http://www.uttlab.com>

UTTR-RF-FCCPART15.407-V1.1



**Shenzhen UnionTrust Quality and Technology Co., Ltd.**

Address: Unit D/E of 9/F and 16/F, Block A, Building 6, Baoneng science and technology park, Longhua district, Shenzhen, China

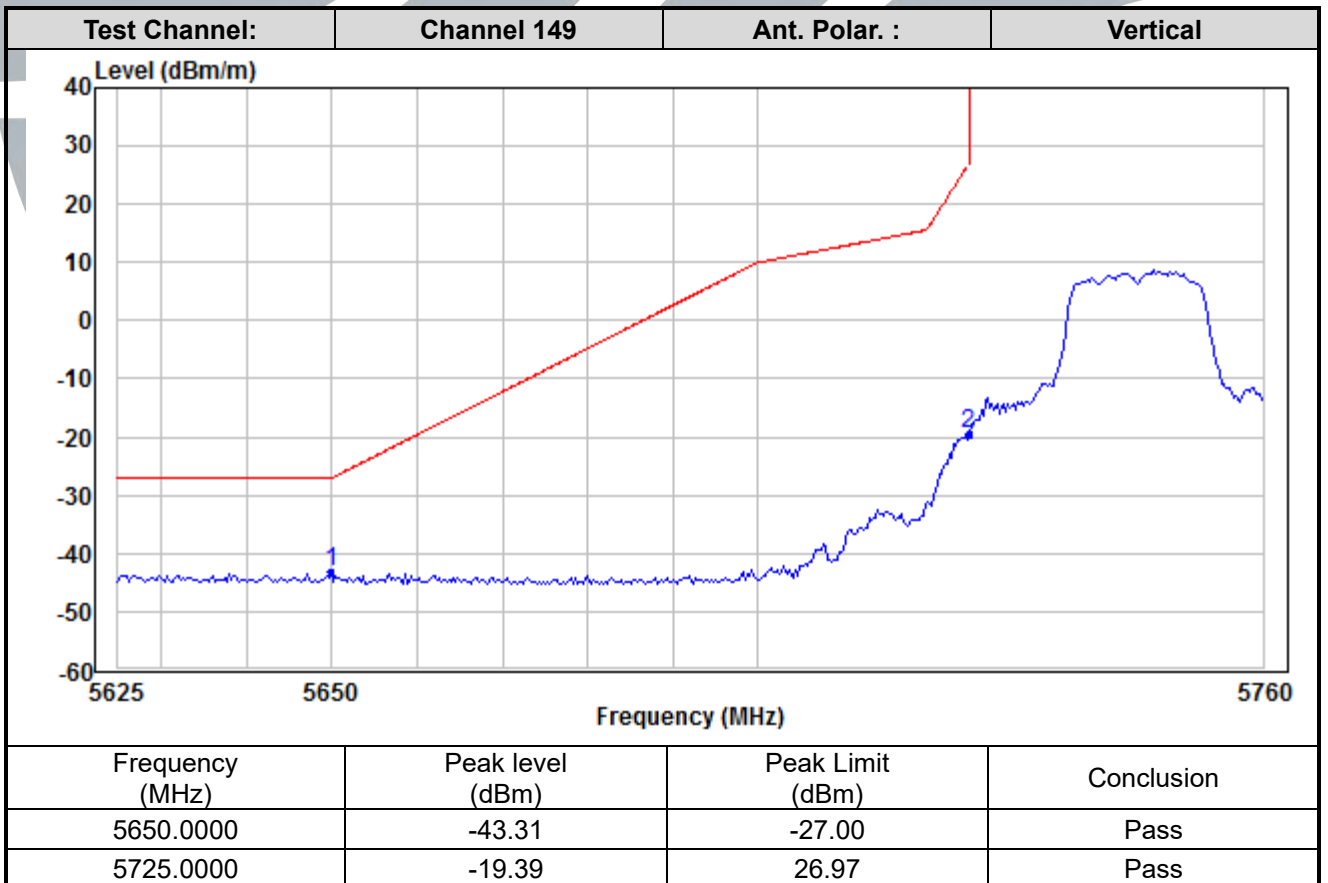
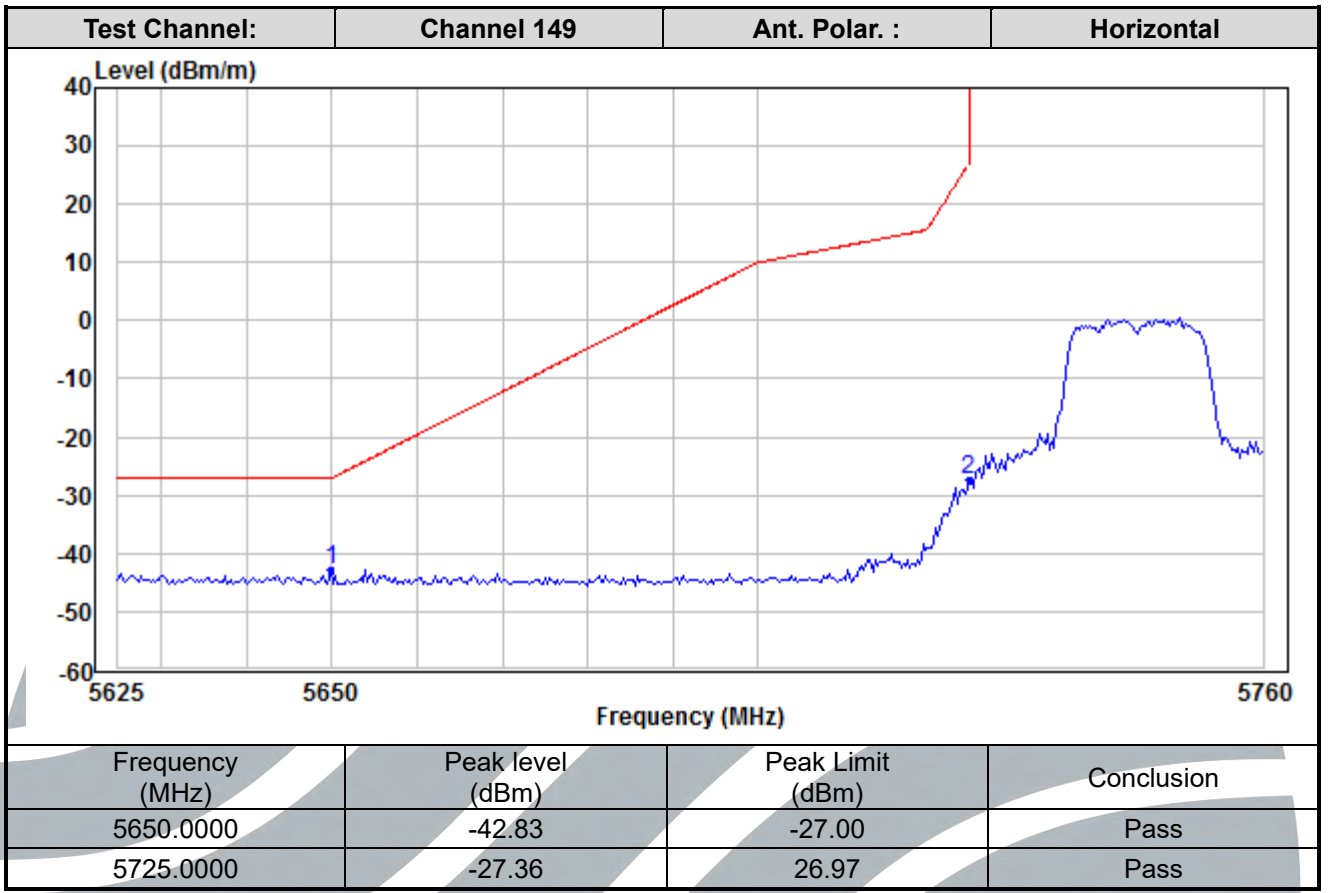
Tel: +86-755-28230888

Fax: +86-755-28230886

E-mail: info@uttlab.com

<http://www.uttlab.com>

UTTR-RF-FCCPART15.407-V1.1



**Shenzhen UnionTrust Quality and Technology Co., Ltd.**

Address: Unit D/E of 9/F and 16/F, Block A, Building 6, Baoneng science and technology park, Longhua district, Shenzhen, China

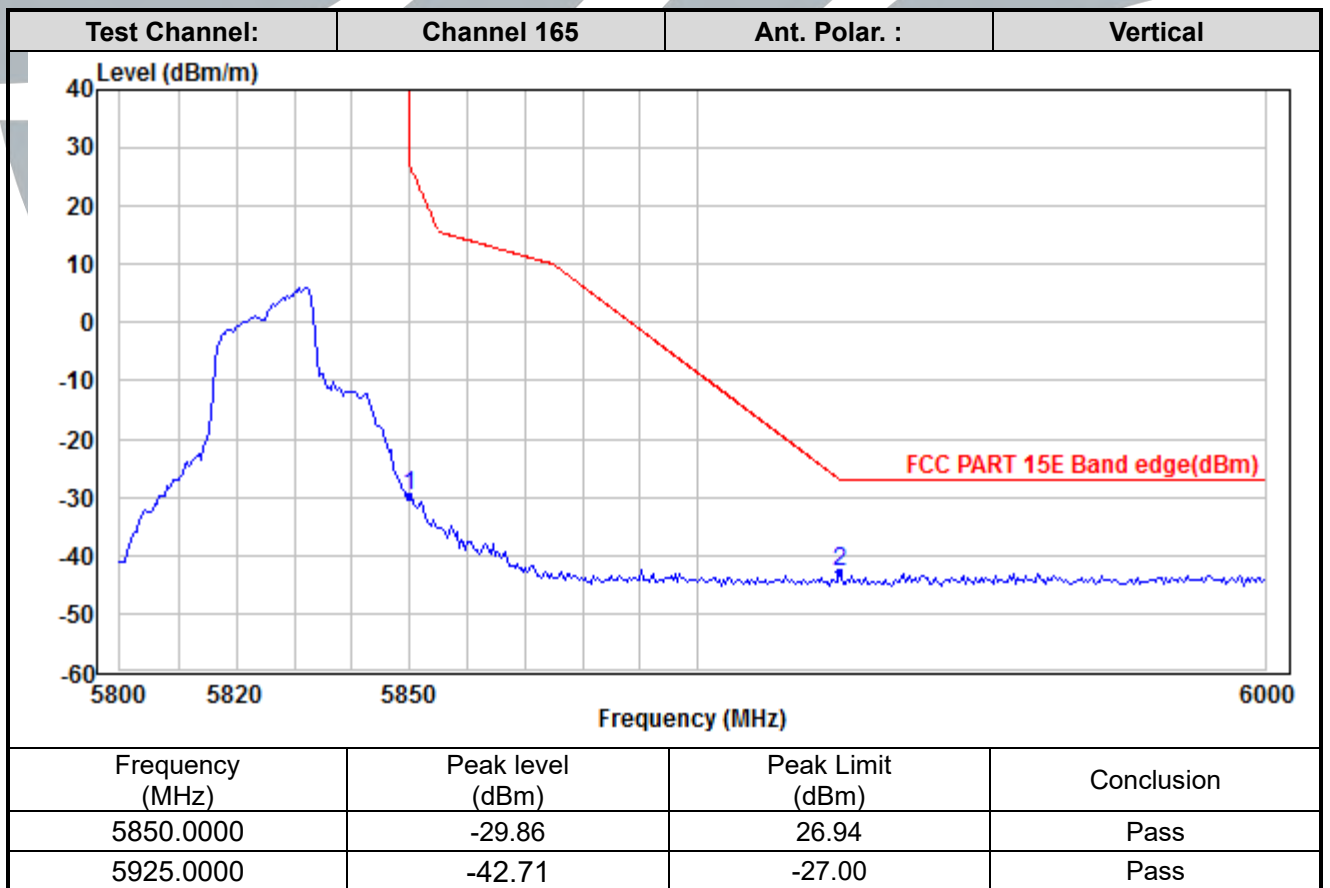
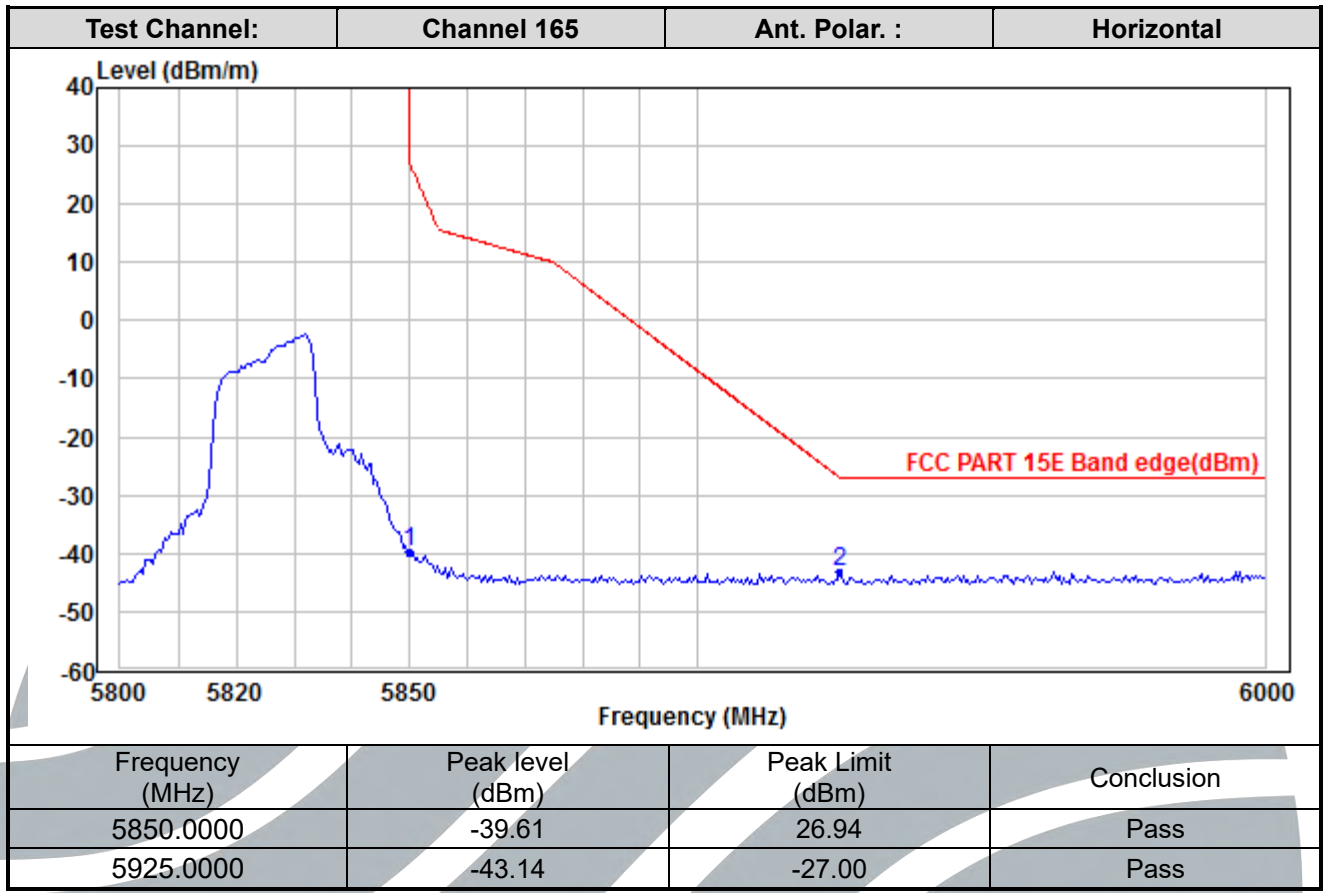
Tel: +86-755-28230888

Fax: +86-755-28230886

E-mail: info@uttlab.com

<http://www.uttlab.com>

UTTR-RF-FCCPART15.407-V1.1



**Shenzhen UnionTrust Quality and Technology Co., Ltd.**

Address: Unit D/E of 9/F and 16/F, Block A, Building 6, Baoneng science and technology park, Longhua district, Shenzhen, China

Tel: +86-755-28230888

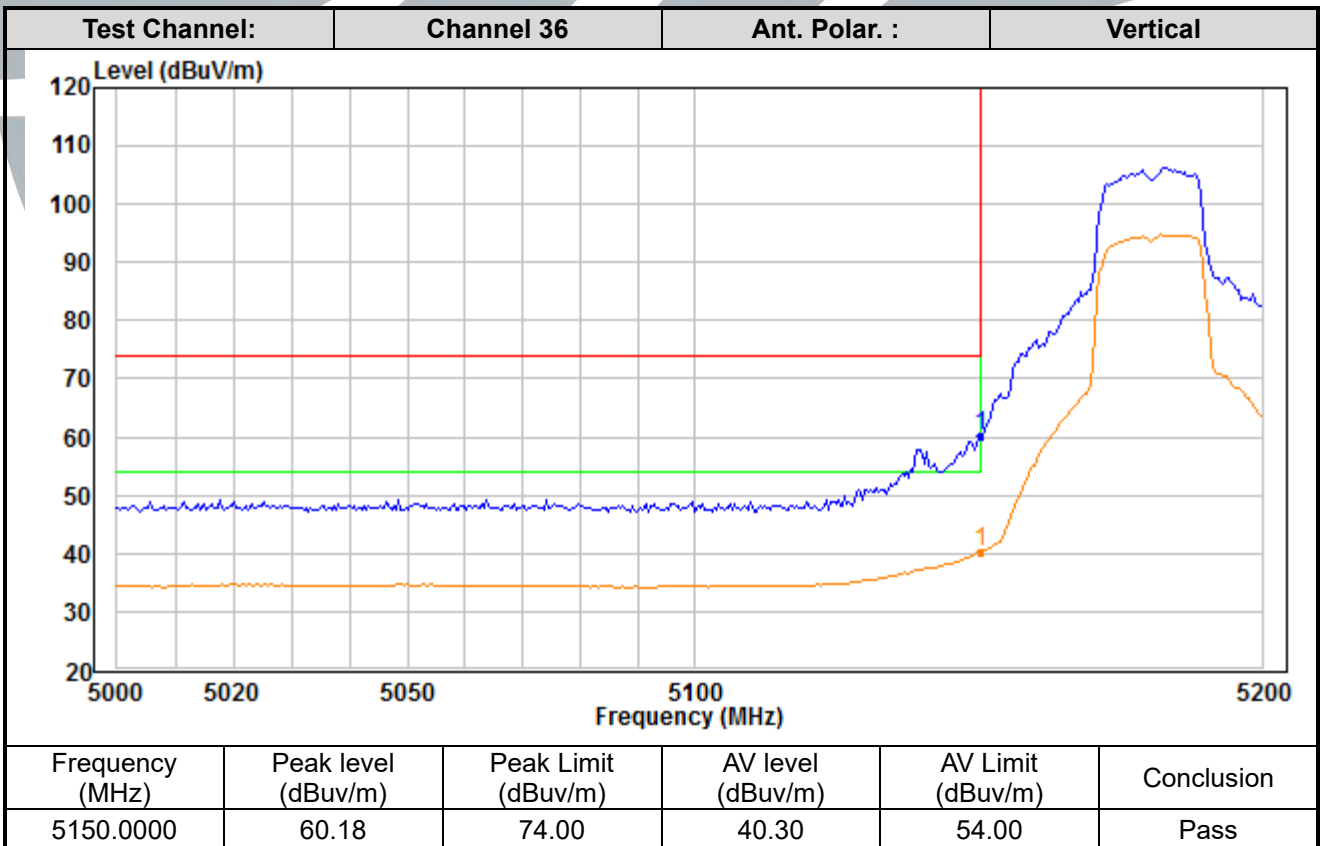
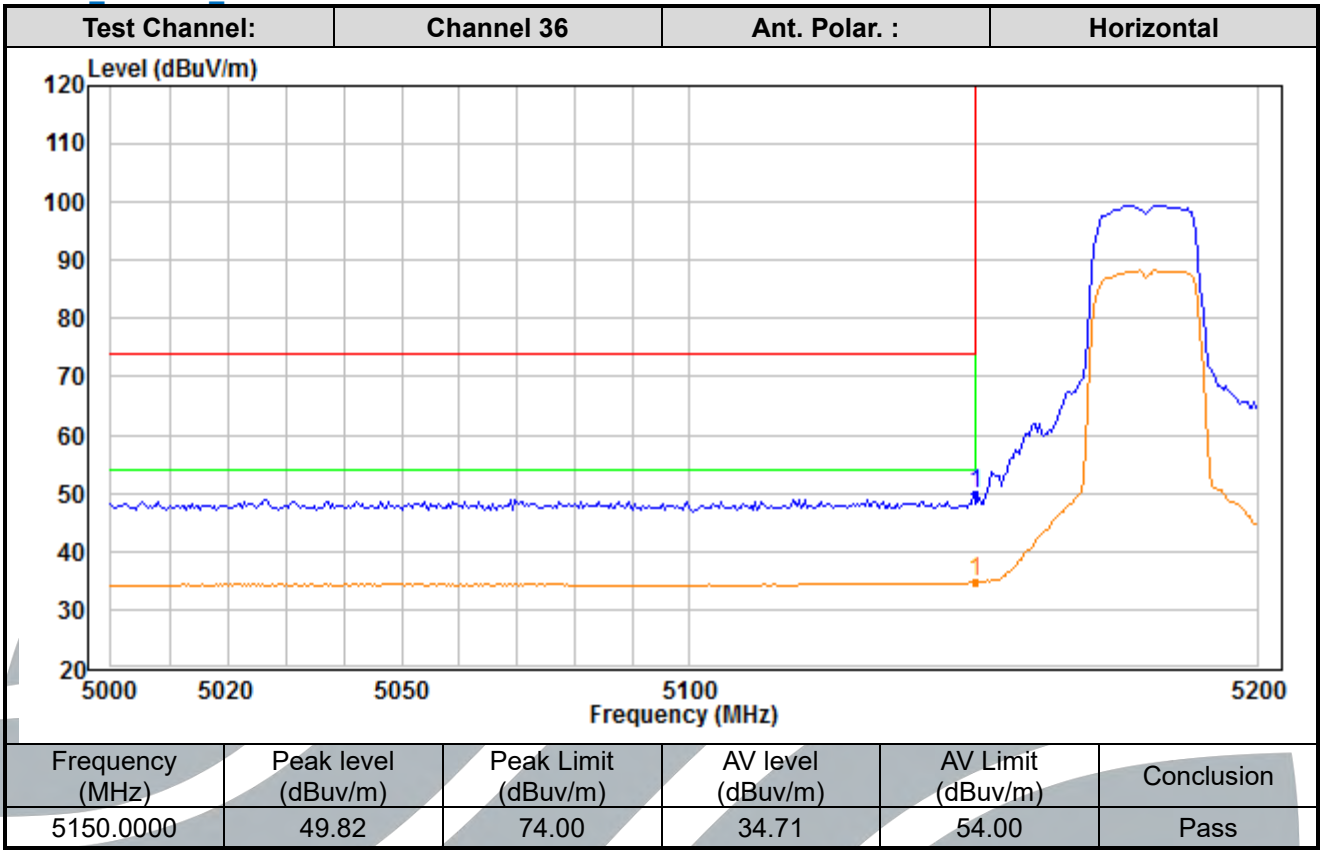
Fax: +86-755-28230886

E-mail: info@uttlab.com

<http://www.uttlab.com>

UTTR-RF-FCCPART15.407-V1.1

MIMO\_Ant. 0+1\_ IEEE 802.11ac-VHT20



**Shenzhen UnionTrust Quality and Technology Co., Ltd.**

Address: Unit D/E of 9/F and 16/F, Block A, Building 6, Baoneng science and technology park, Longhua district, Shenzhen, China

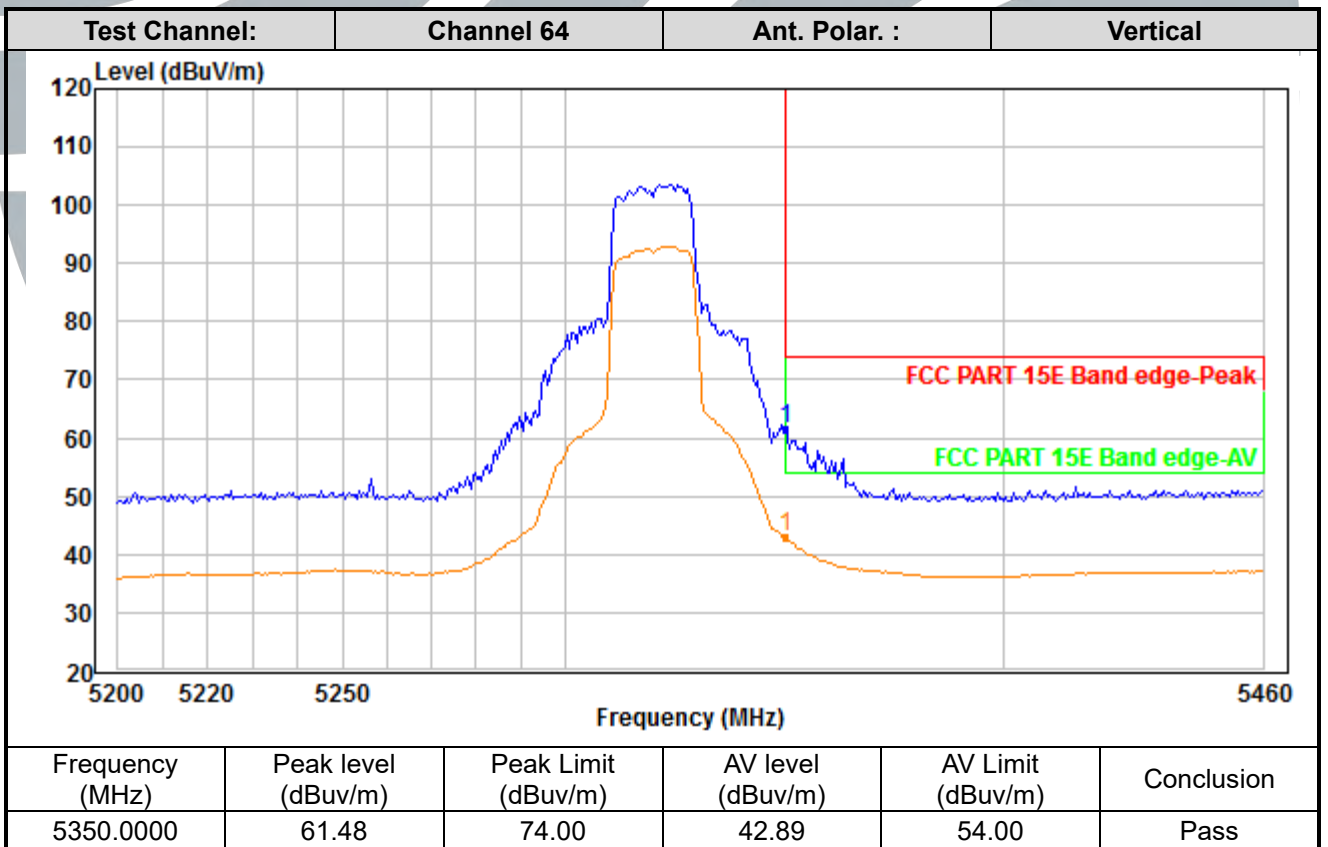
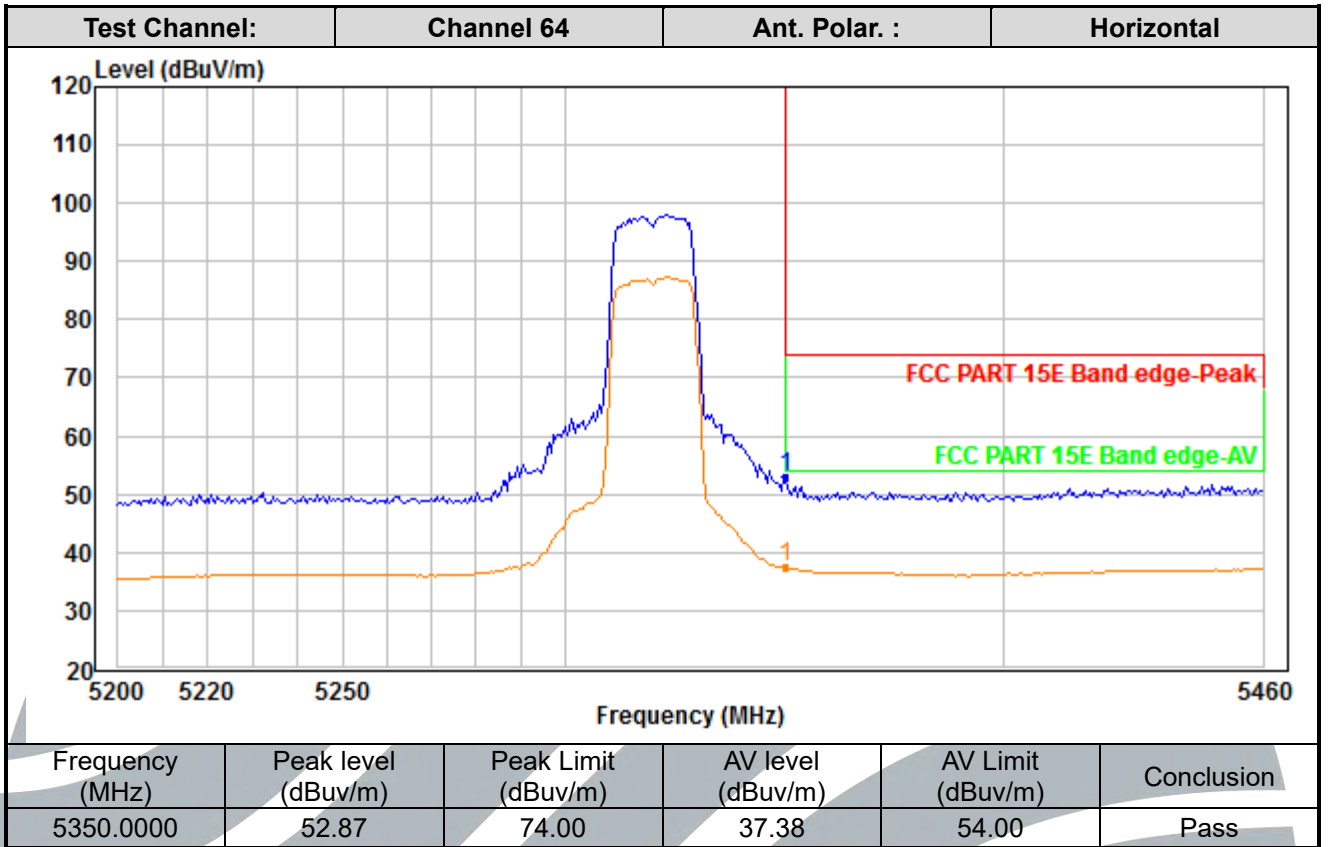
Tel: +86-755-28230888

Fax: +86-755-28230886

E-mail: info@uttlab.com

<http://www.uttlab.com>

UTTR-RF-FCCPART15.407-V1.1



**Shenzhen UnionTrust Quality and Technology Co., Ltd.**

Address: Unit D/E of 9/F and 16/F, Block A, Building 6, Baoneng science and technology park, Longhua district, Shenzhen, China

Tel: +86-755-28230888

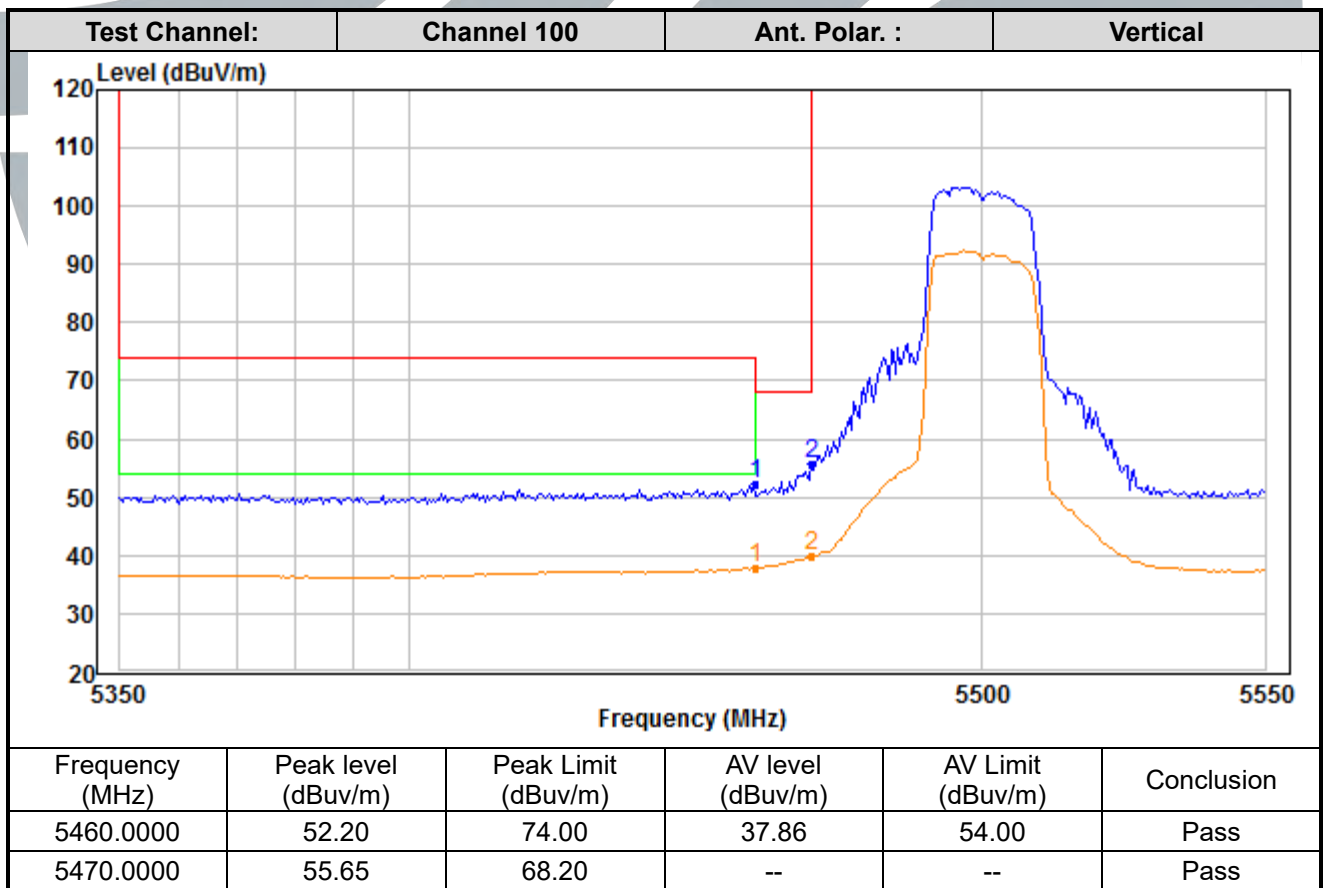
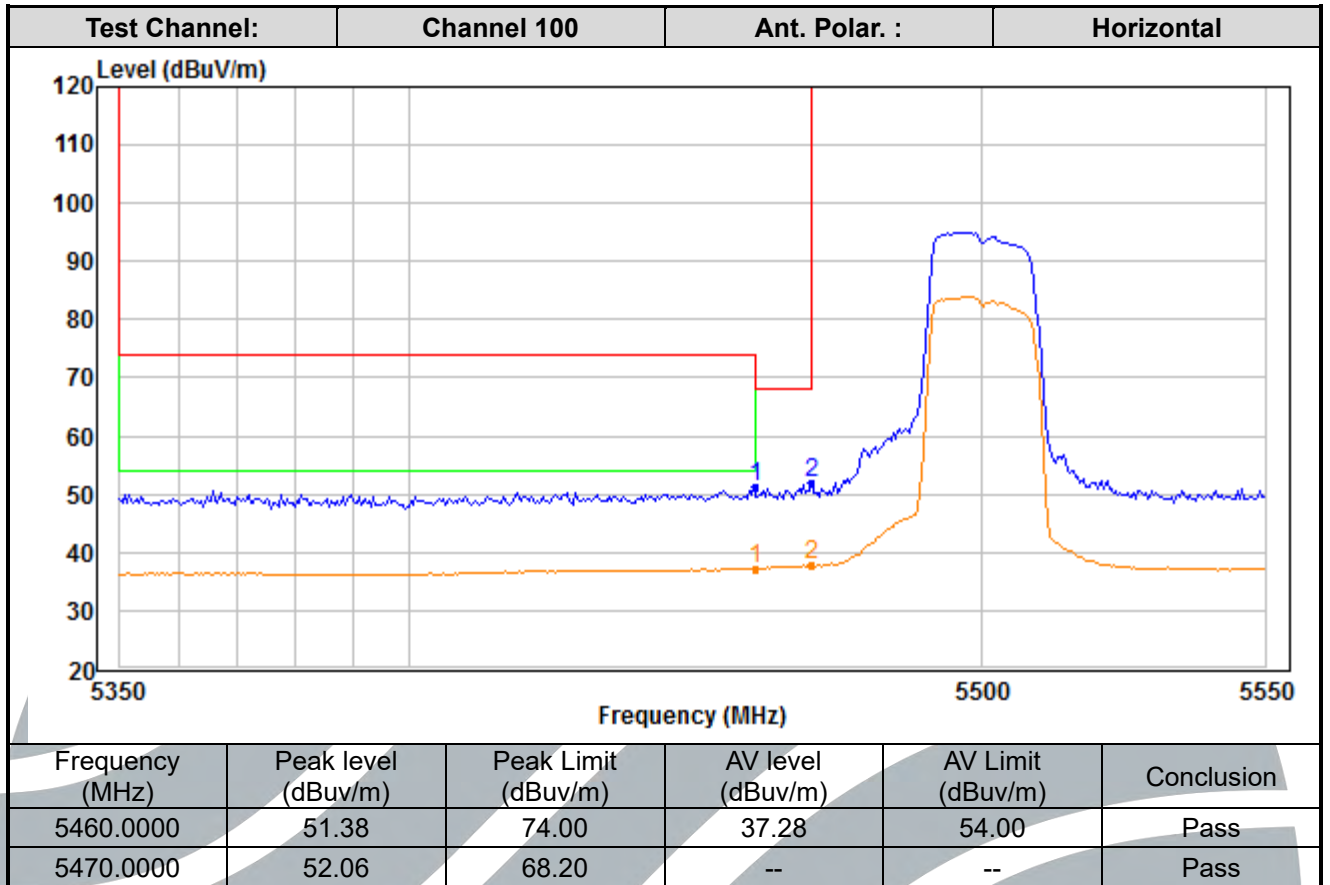
Fax: +86-755-28230886

E-mail: info@uttlab.com

<http://www.uttlab.com>

UTTR-RF-FCCPART15.407-V1.1





**Shenzhen UnionTrust Quality and Technology Co., Ltd.**

Address: Unit D/E of 9/F and 16/F, Block A, Building 6, Baoneng science and technology park, Longhua district, Shenzhen, China

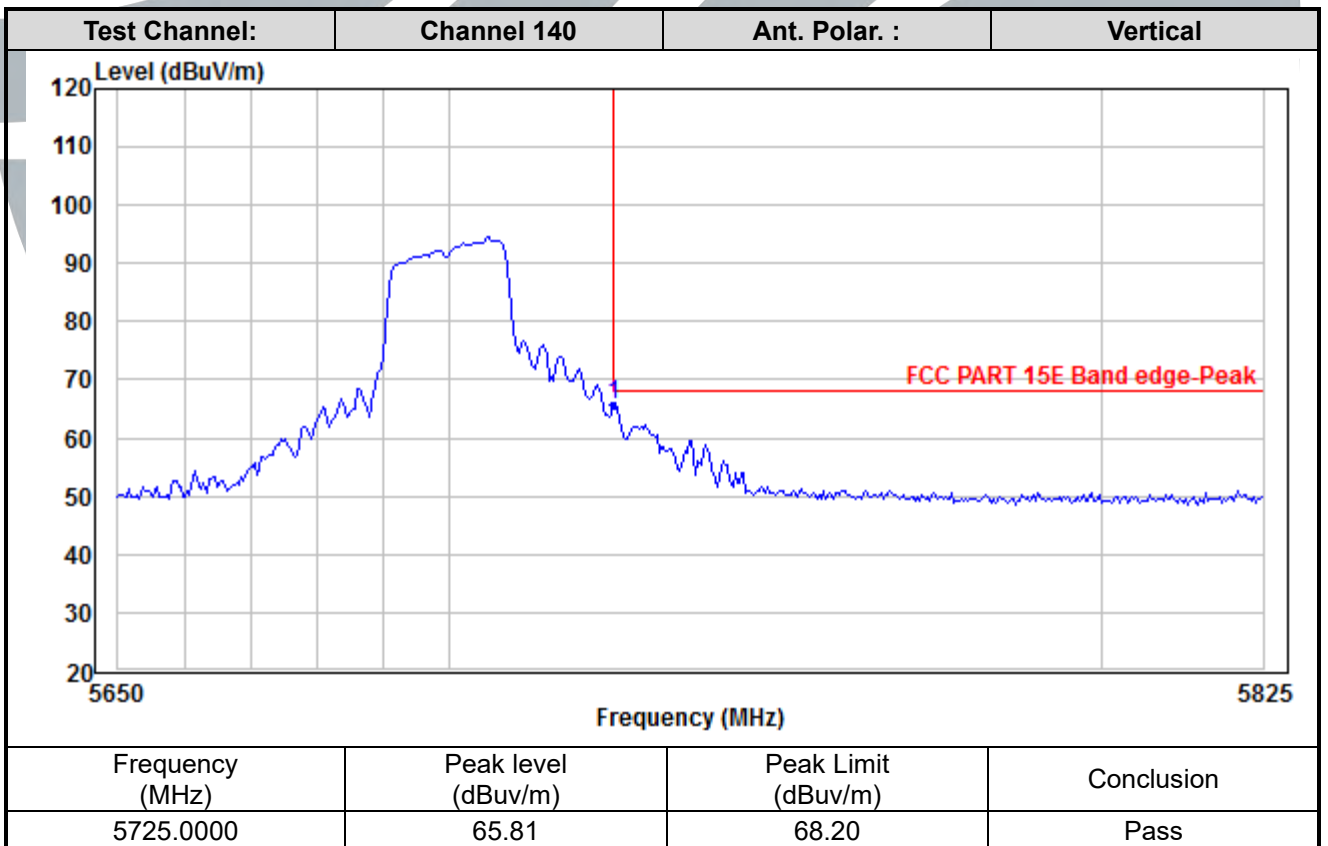
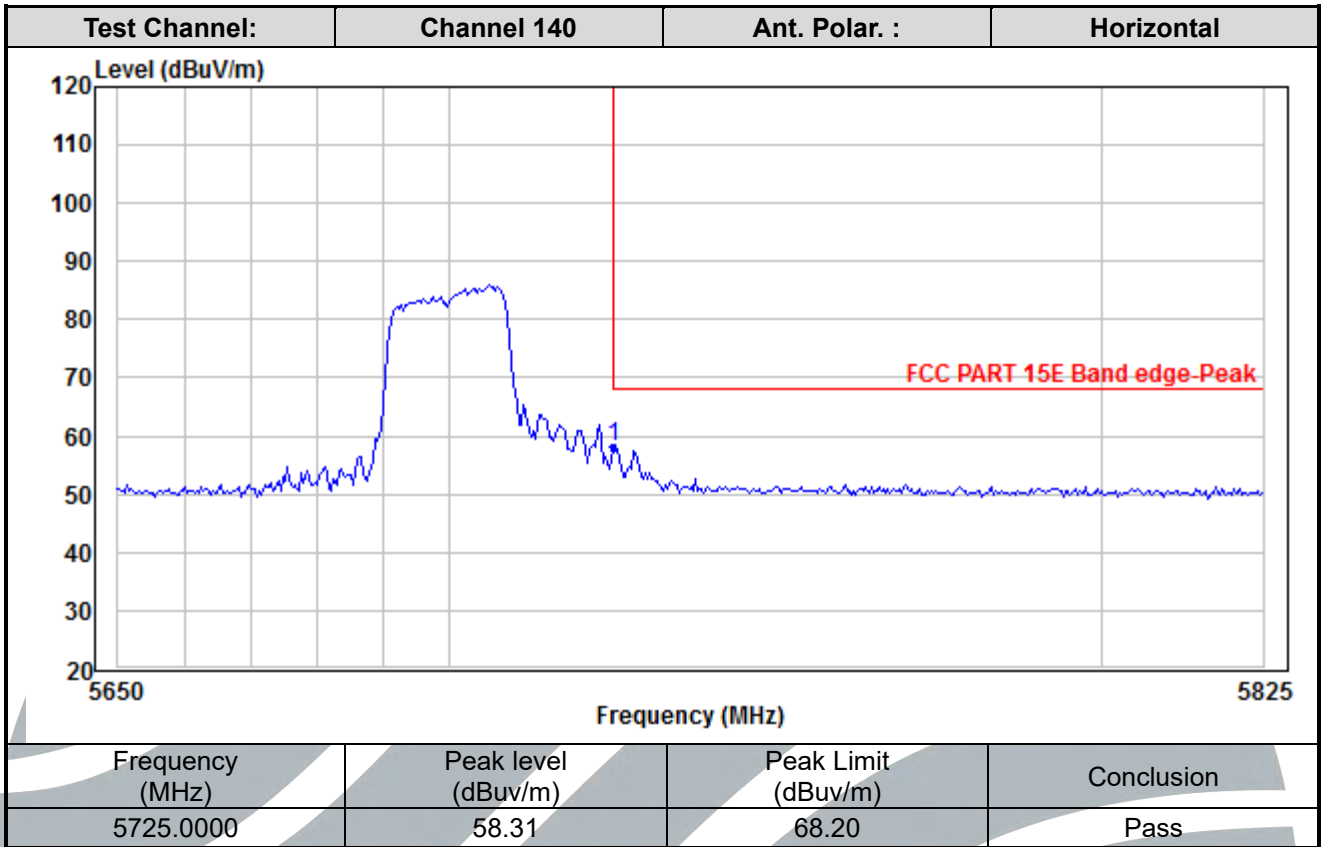
Tel: +86-755-28230888

Fax: +86-755-28230886

E-mail: info@uttlab.com

<http://www.uttlab.com>

UTTR-RF-FCCPART15.407-V1.1



**Shenzhen UnionTrust Quality and Technology Co., Ltd.**

Address: Unit D/E of 9/F and 16/F, Block A, Building 6, Baoneng science and technology park, Longhua district, Shenzhen, China

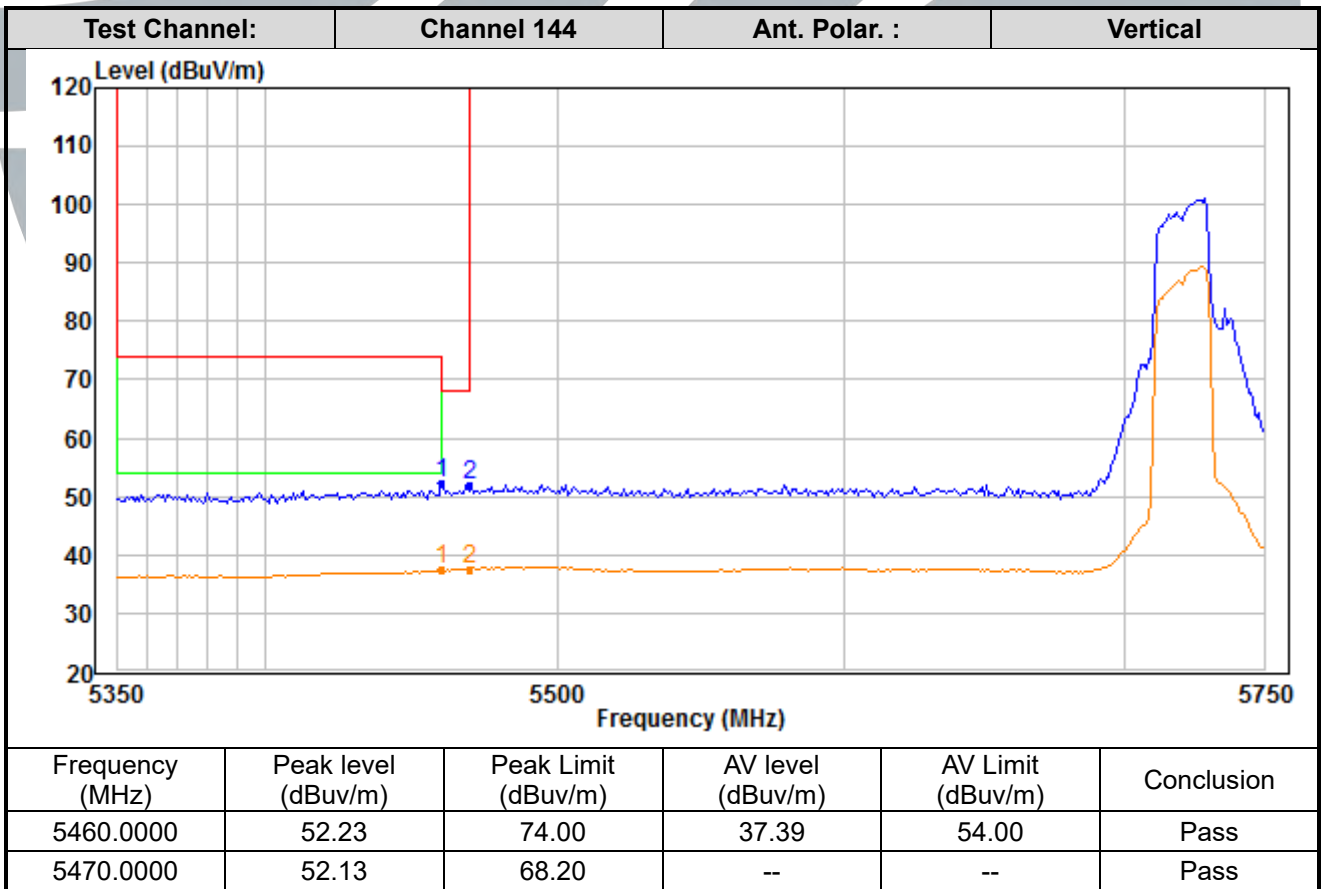
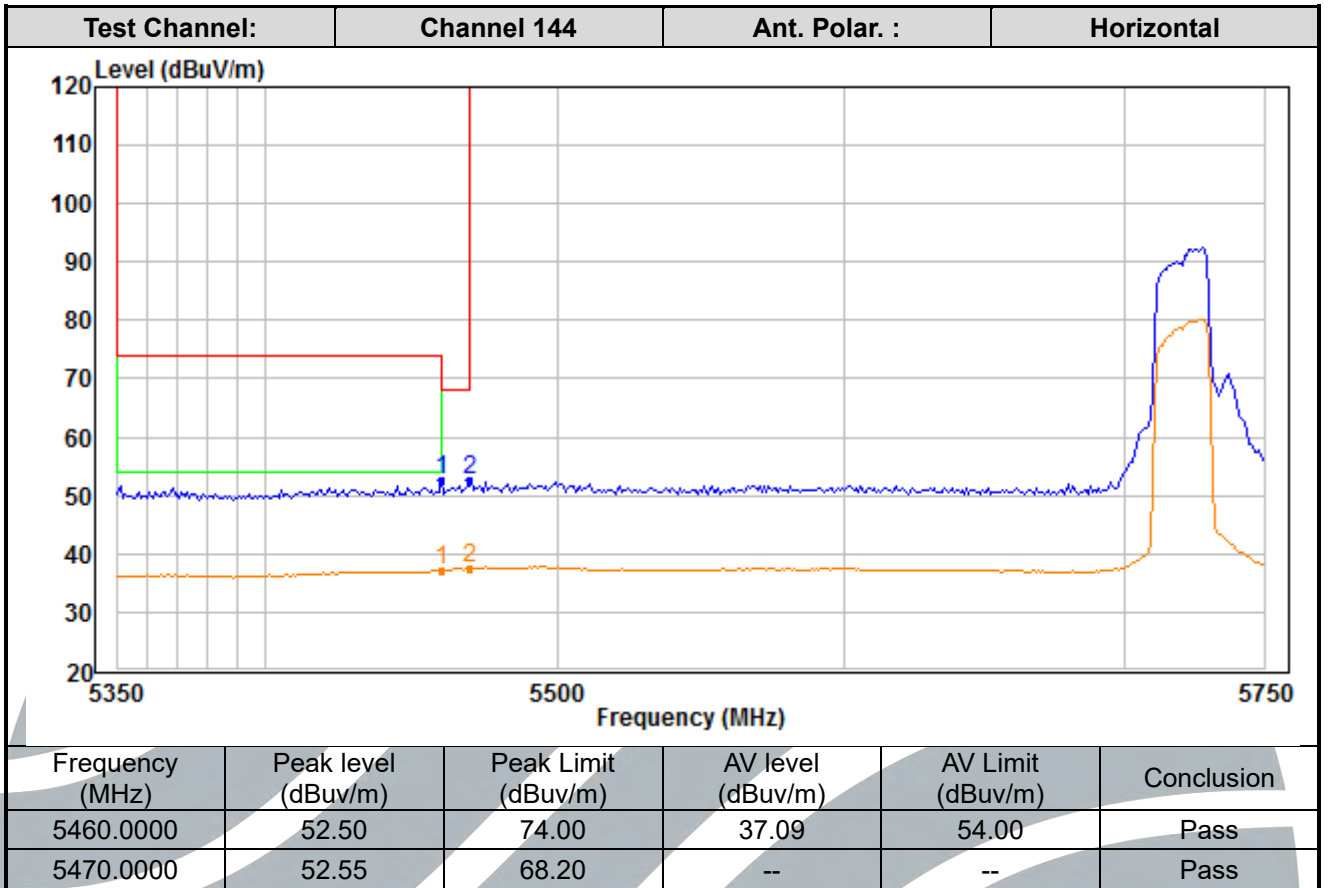
Tel: +86-755-28230888

Fax: +86-755-28230886

E-mail: info@uttlab.com

<http://www.uttlab.com>

UTTR-RF-FCCPART15.407-V1.1



**Shenzhen UnionTrust Quality and Technology Co., Ltd.**

Address: Unit D/E of 9/F and 16/F, Block A, Building 6, Baoneng science and technology park, Longhua district, Shenzhen, China

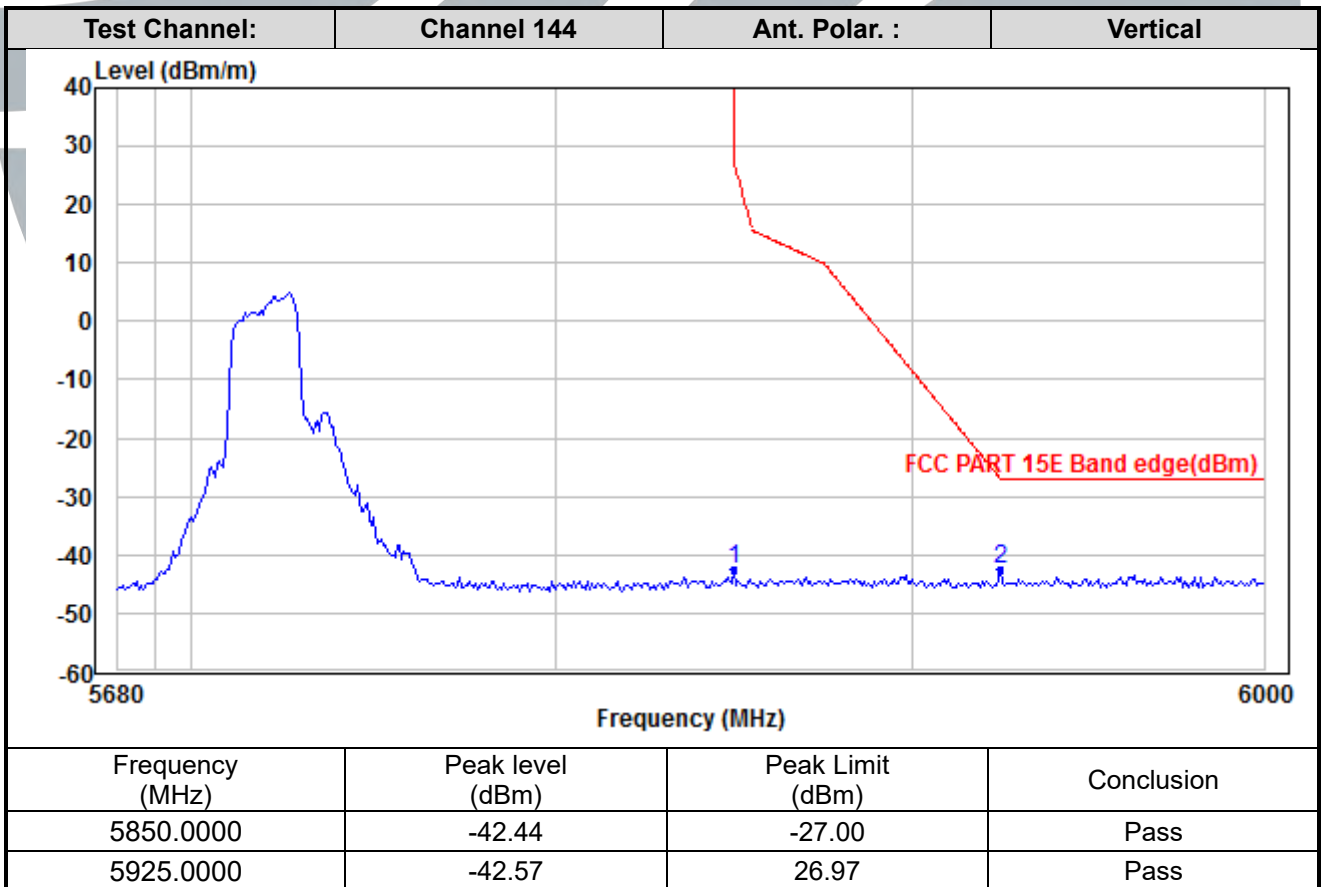
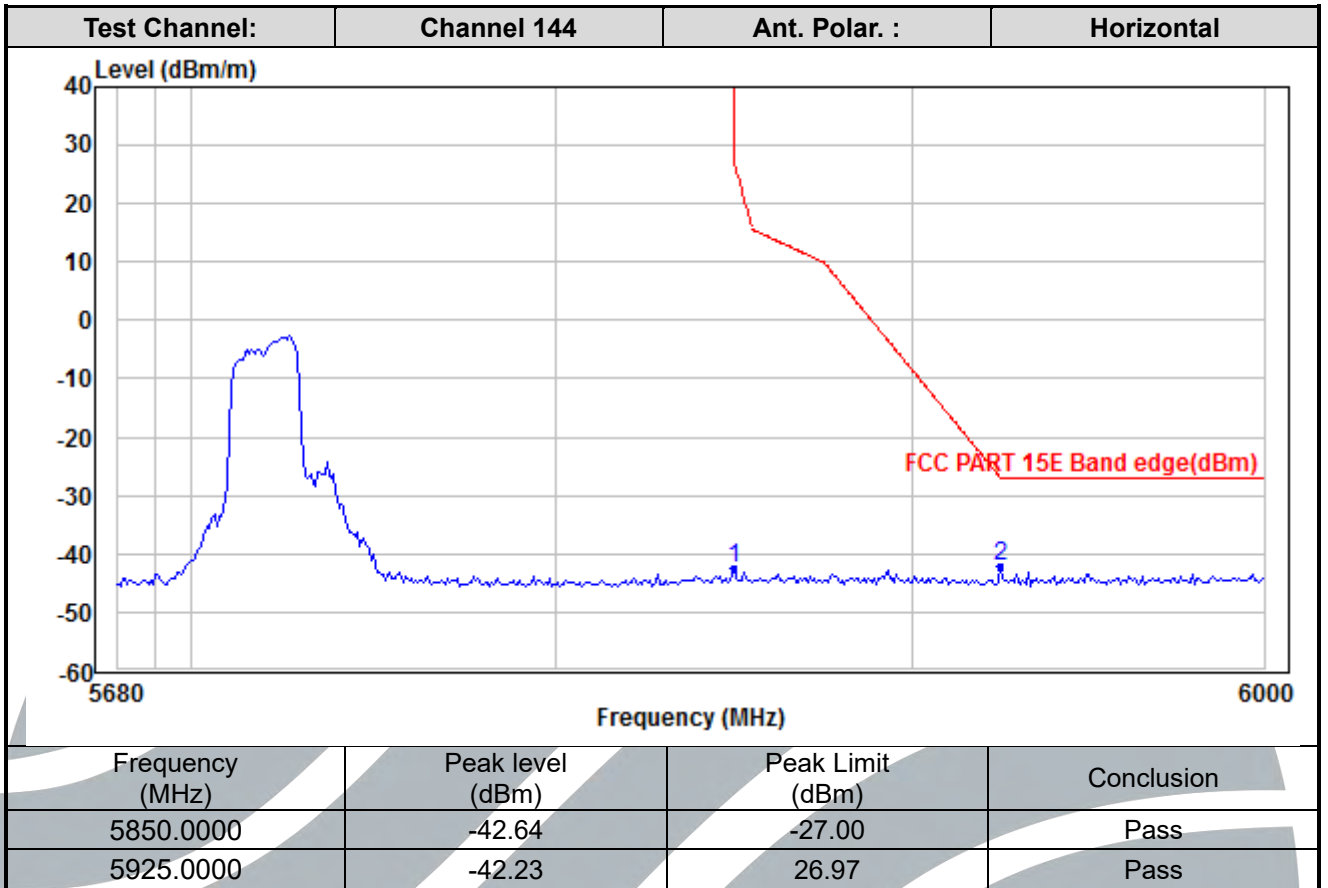
Tel: +86-755-28230888

Fax: +86-755-28230886

E-mail: info@uttlab.com

<http://www.uttlab.com>

UTTR-RF-FCCPART15.407-V1.1



**Shenzhen UnionTrust Quality and Technology Co., Ltd.**

Address: Unit D/E of 9/F and 16/F, Block A, Building 6, Baoneng science and technology park, Longhua district, Shenzhen, China

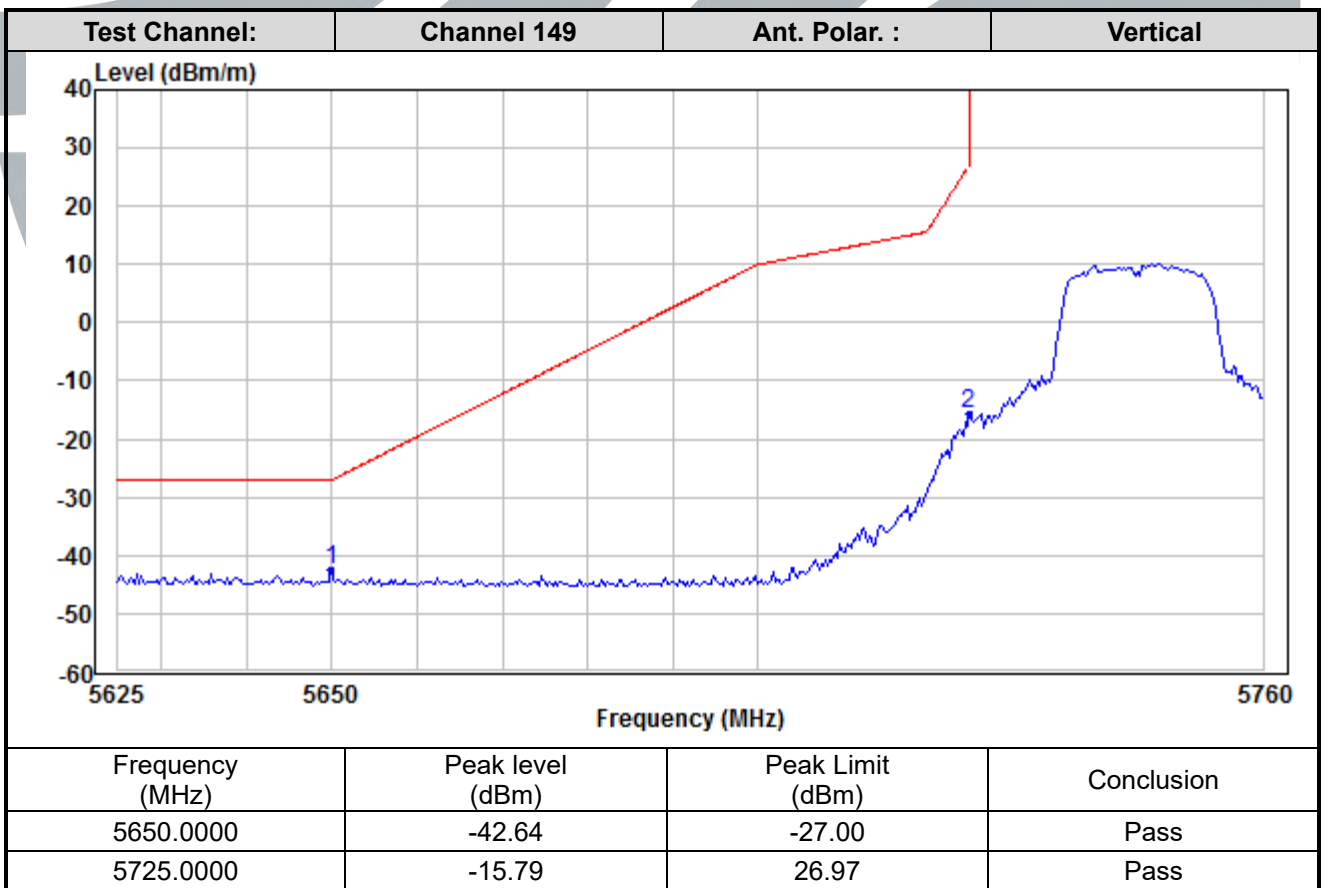
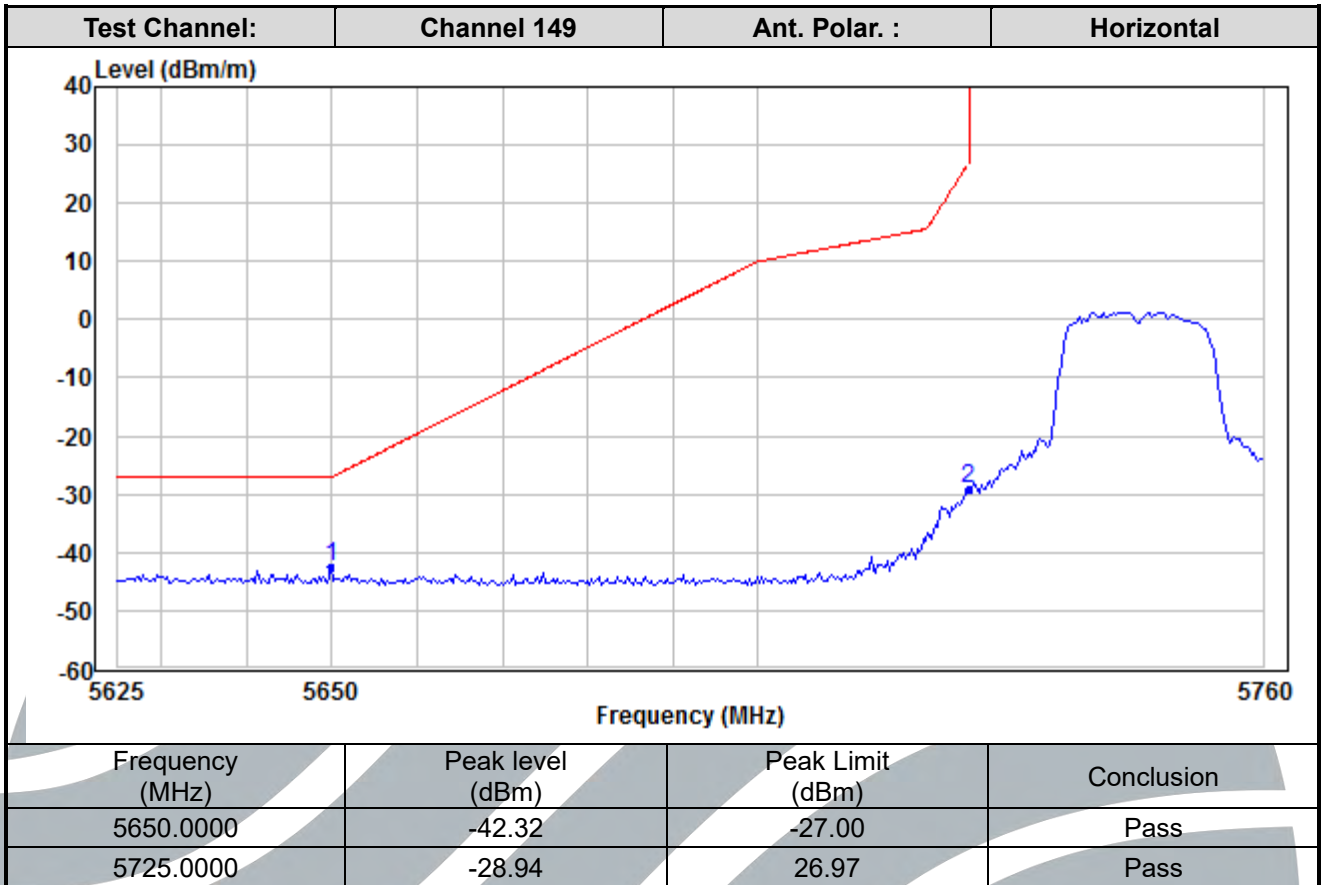
Tel: +86-755-28230888

Fax: +86-755-28230886

E-mail: info@uttlab.com

<http://www.uttlab.com>

UTTR-RF-FCCPART15.407-V1.1



**Shenzhen UnionTrust Quality and Technology Co., Ltd.**

Address: Unit D/E of 9/F and 16/F, Block A, Building 6, Baoneng science and technology park, Longhua district, Shenzhen, China

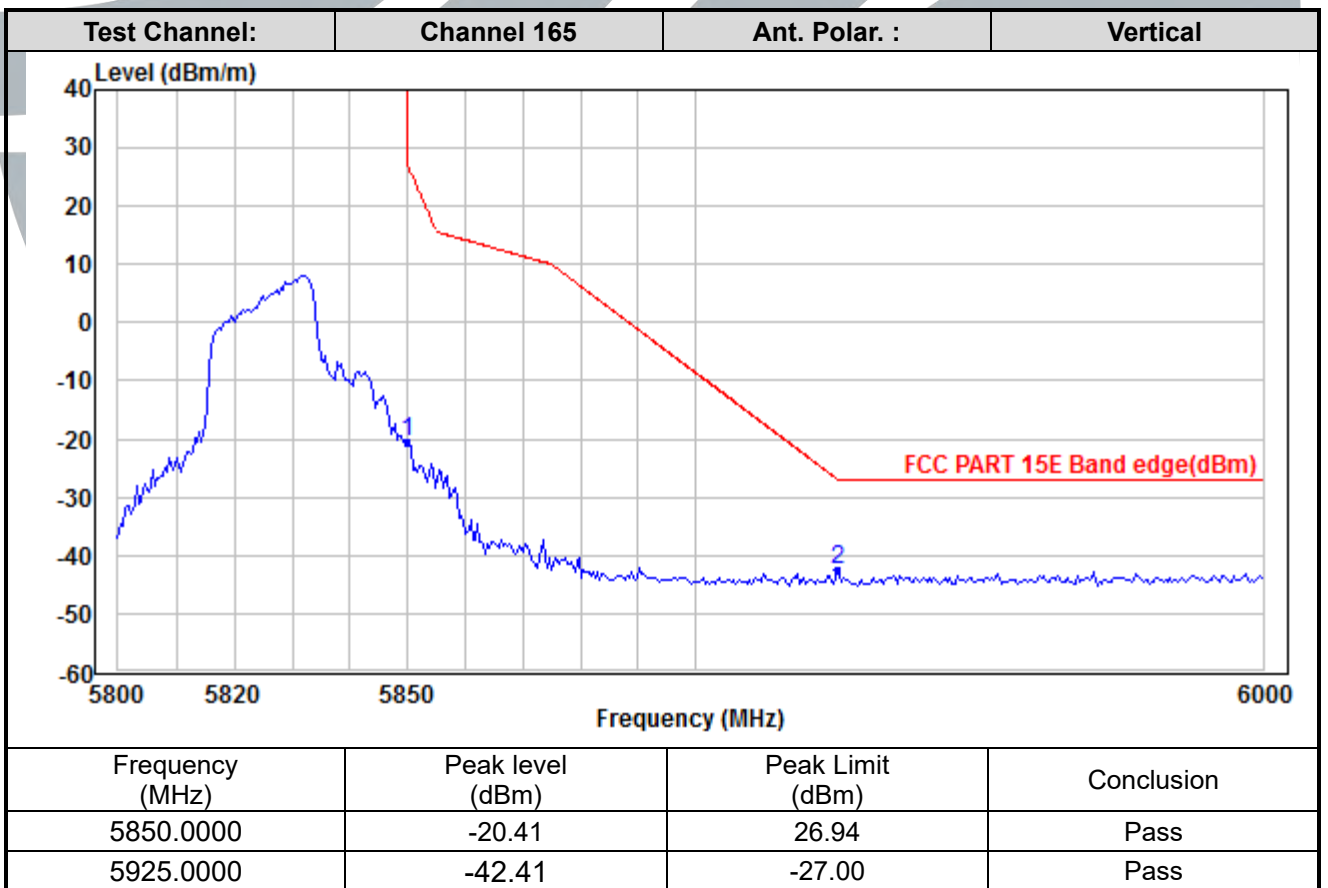
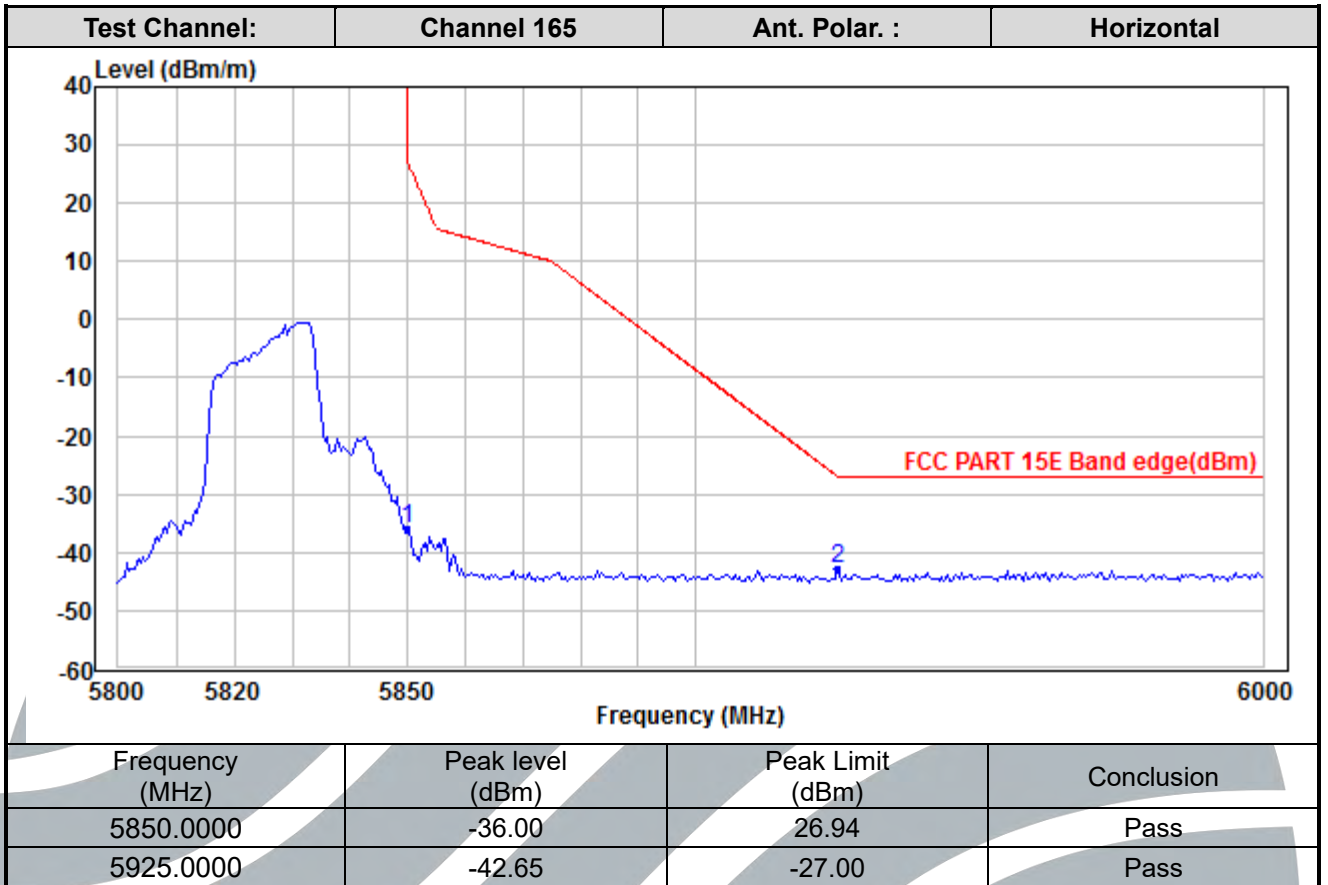
Tel: +86-755-28230888

Fax: +86-755-28230886

E-mail: info@uttlab.com

<http://www.uttlab.com>

UTTR-RF-FCCPART15.407-V1.1



**Shenzhen UnionTrust Quality and Technology Co., Ltd.**

Address: Unit D/E of 9/F and 16/F, Block A, Building 6, Baoneng science and technology park, Longhua district, Shenzhen, China

Tel: +86-755-28230888

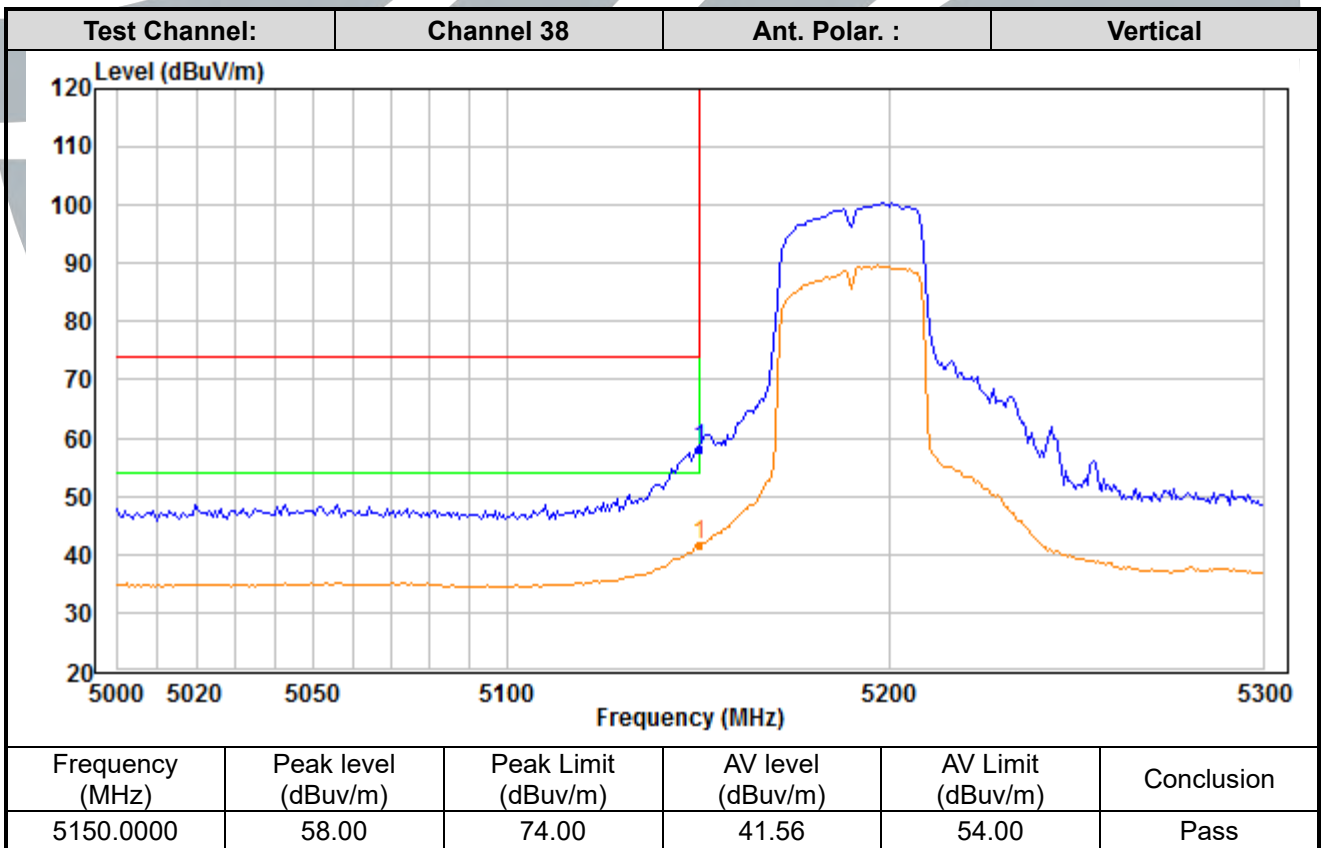
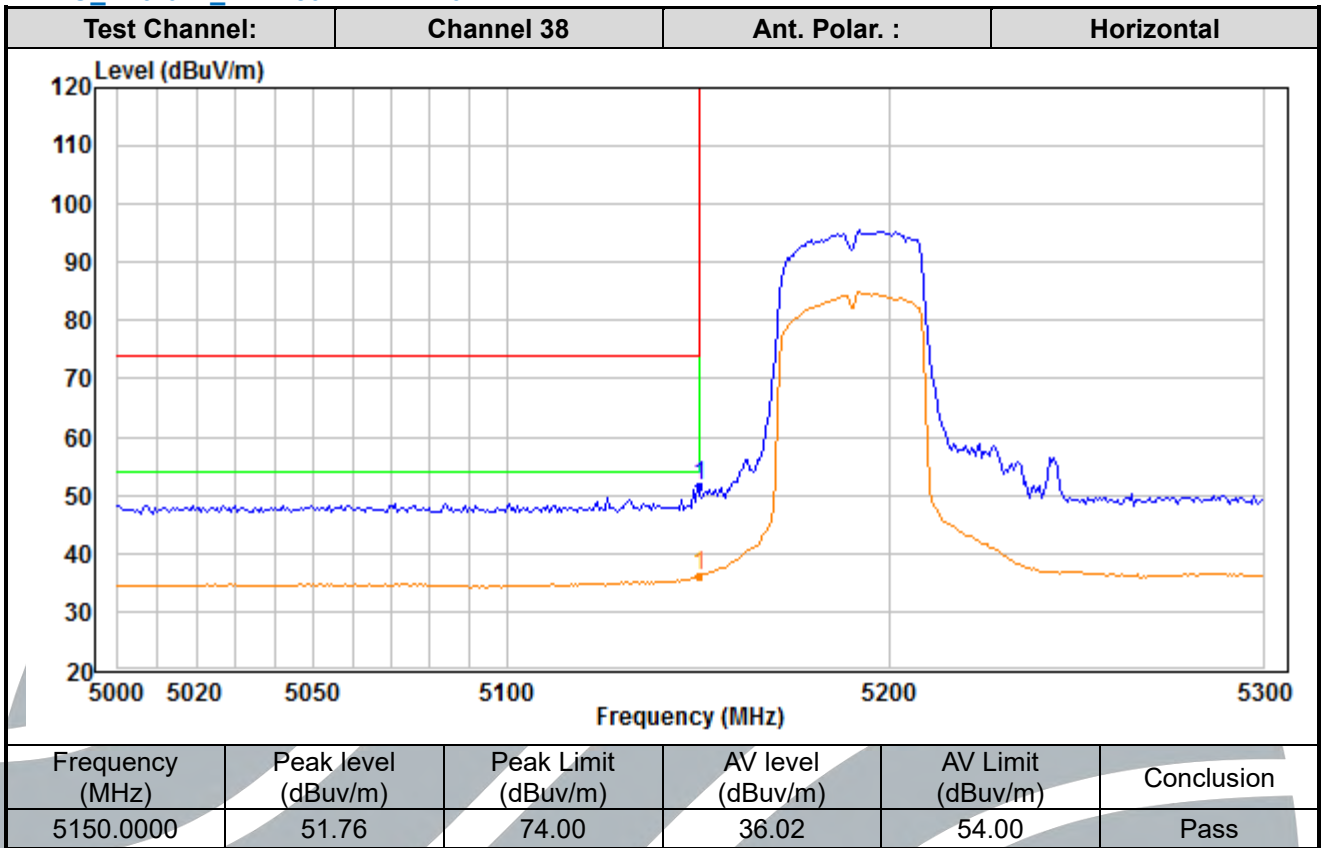
Fax: +86-755-28230886

E-mail: info@uttlab.com

<http://www.uttlab.com>

UTTR-RF-FCCPART15.407-V1.1

MIMO\_Ant. 0+1\_ IEEE 802.11n-HT40



**Shenzhen UnionTrust Quality and Technology Co., Ltd.**

Address: Unit D/E of 9/F and 16/F, Block A, Building 6, Baoneng science and technology park, Longhua district, Shenzhen, China

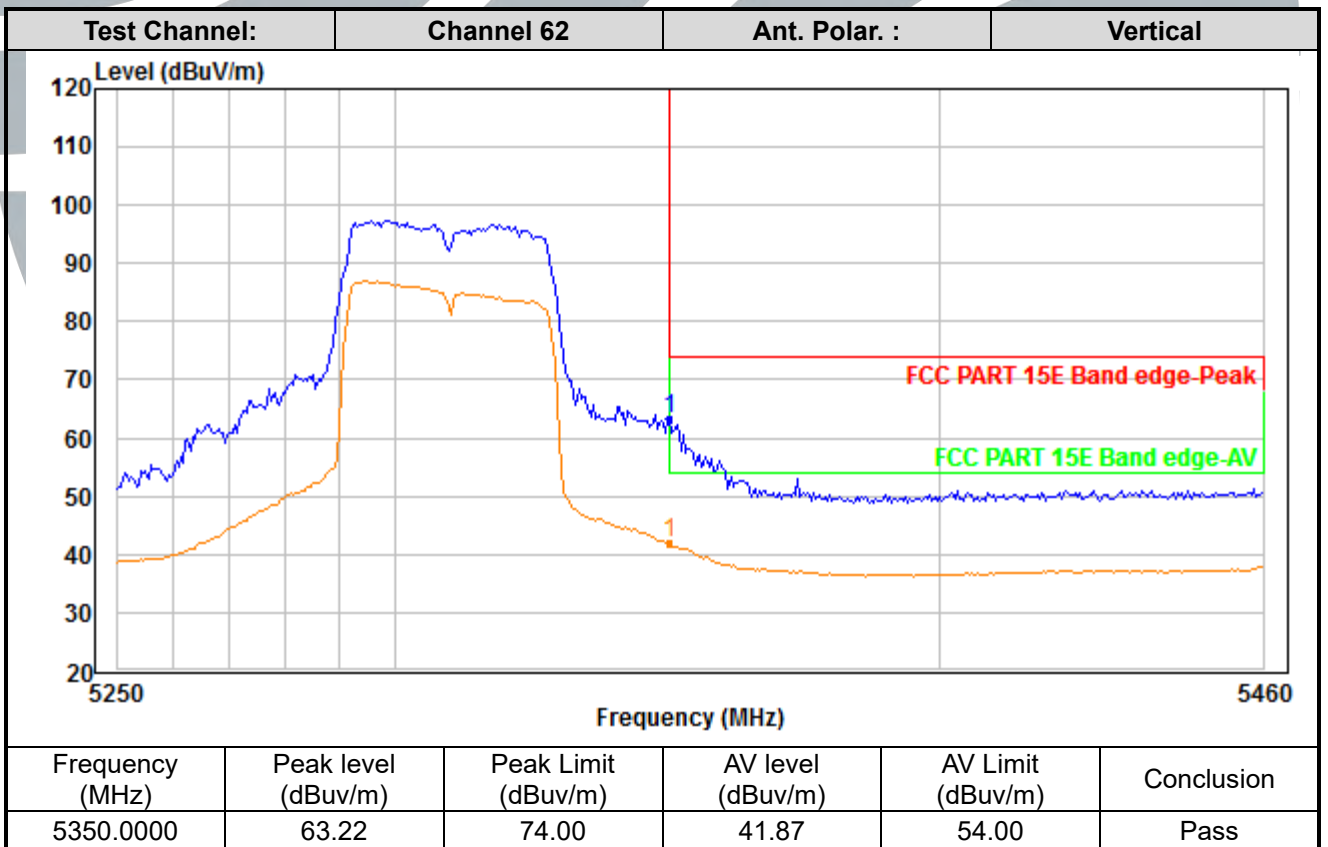
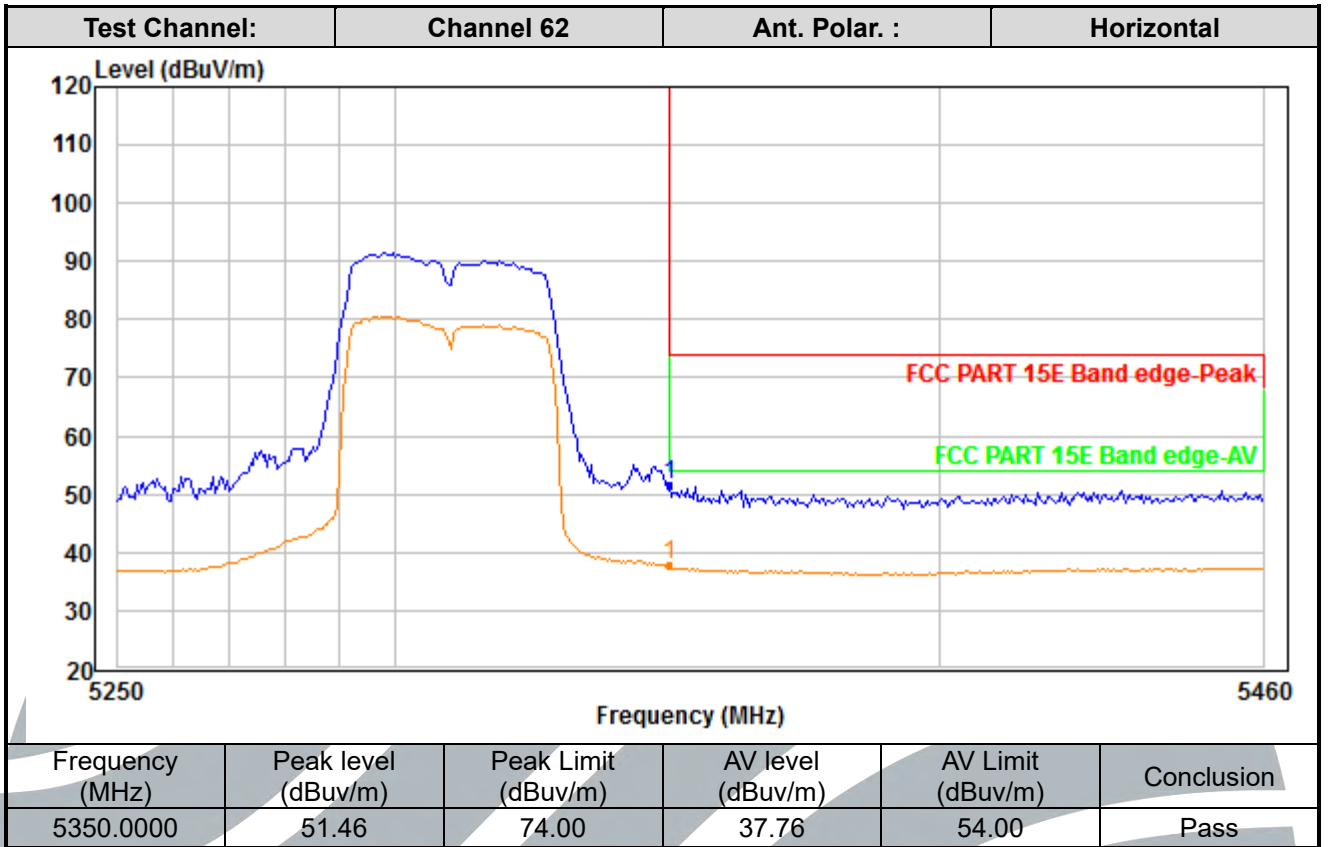
Tel: +86-755-28230888

Fax: +86-755-28230886

E-mail: info@uttlab.com

<http://www.uttlab.com>

UTTR-RF-FCCPART15.407-V1.1



**Shenzhen UnionTrust Quality and Technology Co., Ltd.**

Address: Unit D/E of 9/F and 16/F, Block A, Building 6, Baoneng science and technology park, Longhua district, Shenzhen, China

Tel: +86-755-28230888

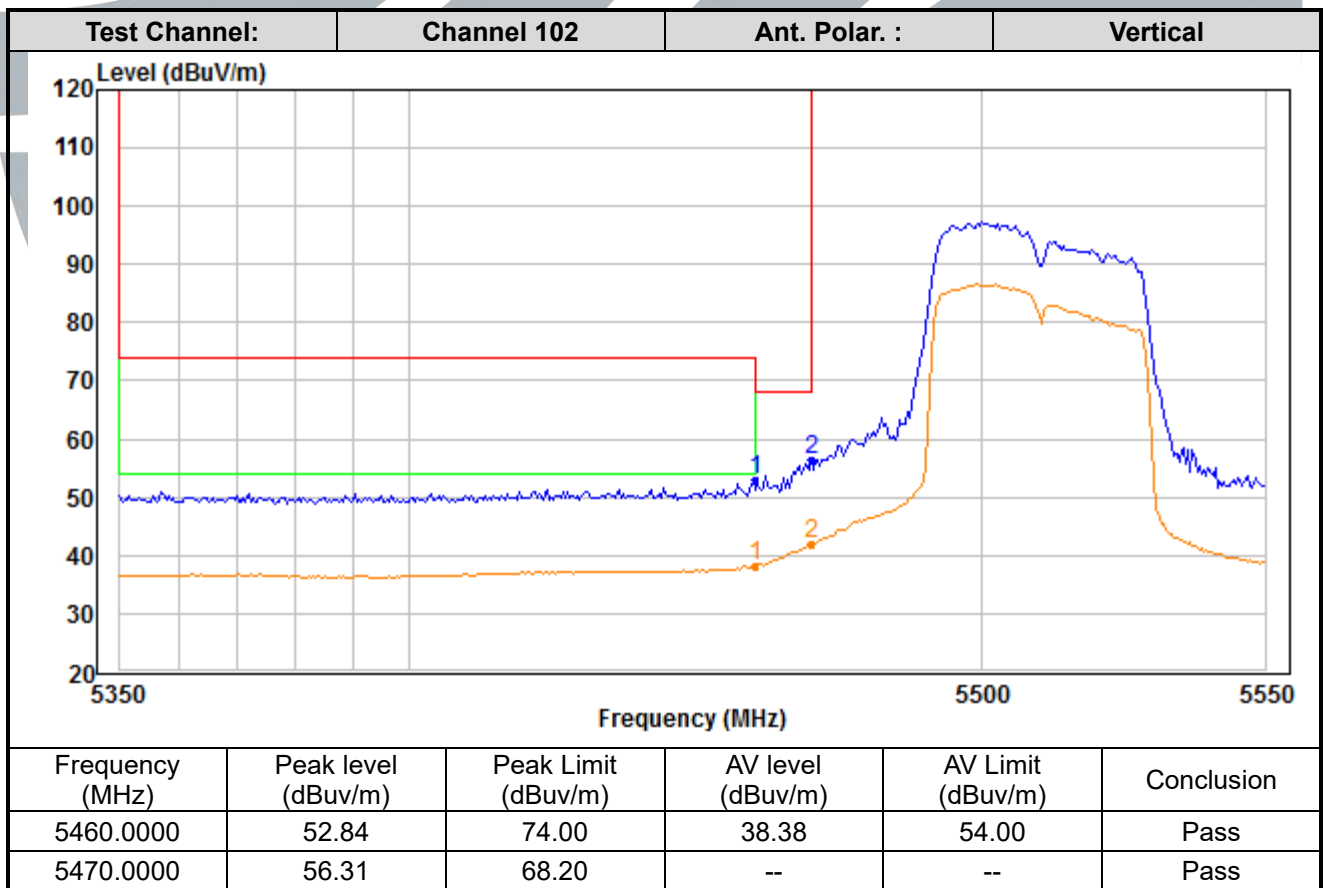
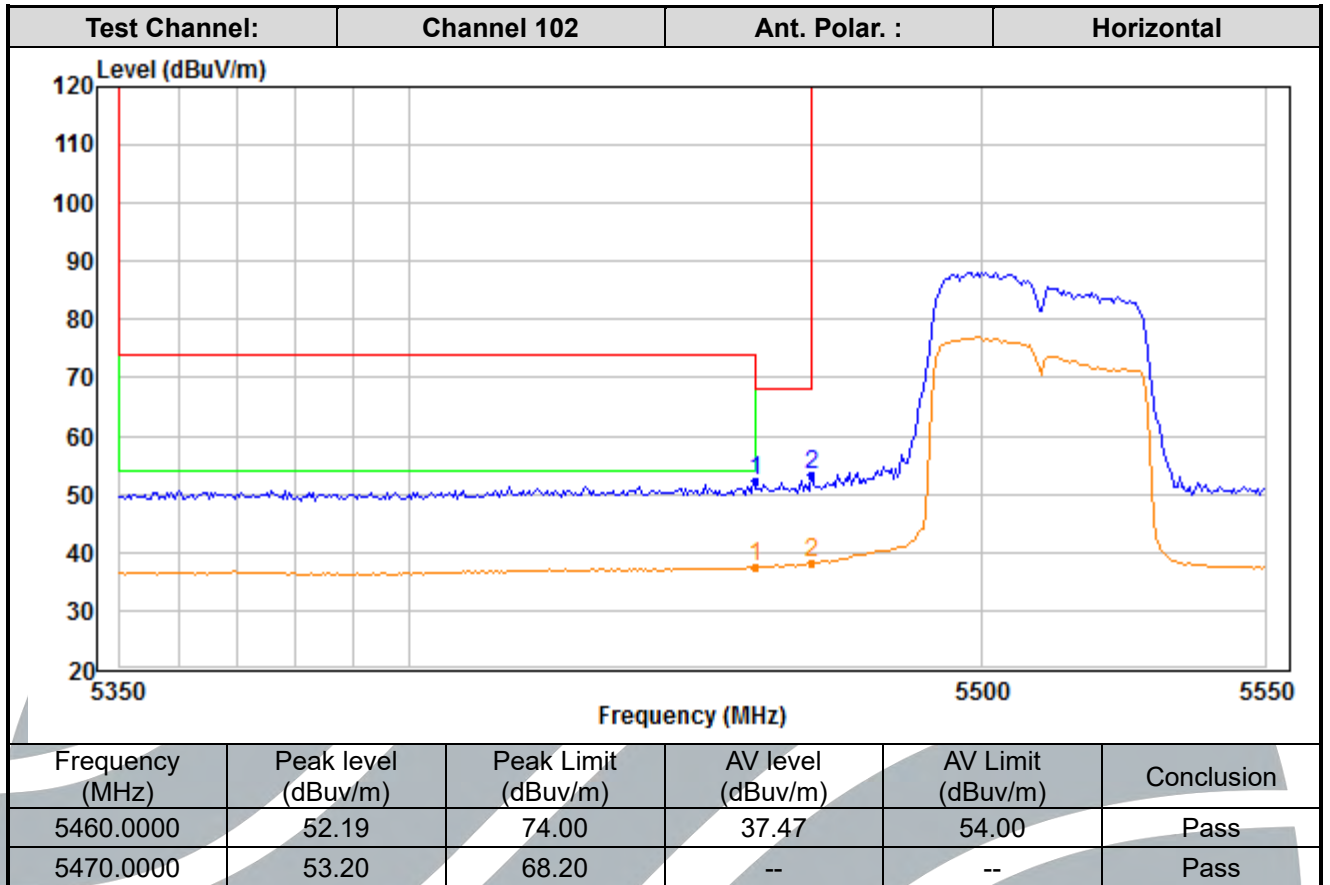
Fax: +86-755-28230886

E-mail: info@uttlab.com

<http://www.uttlab.com>

UTTR-RF-FCCPART15.407-V1.1





**Shenzhen UnionTrust Quality and Technology Co., Ltd.**

Address: Unit D/E of 9/F and 16/F, Block A, Building 6, Baoneng science and technology park, Longhua district, Shenzhen, China

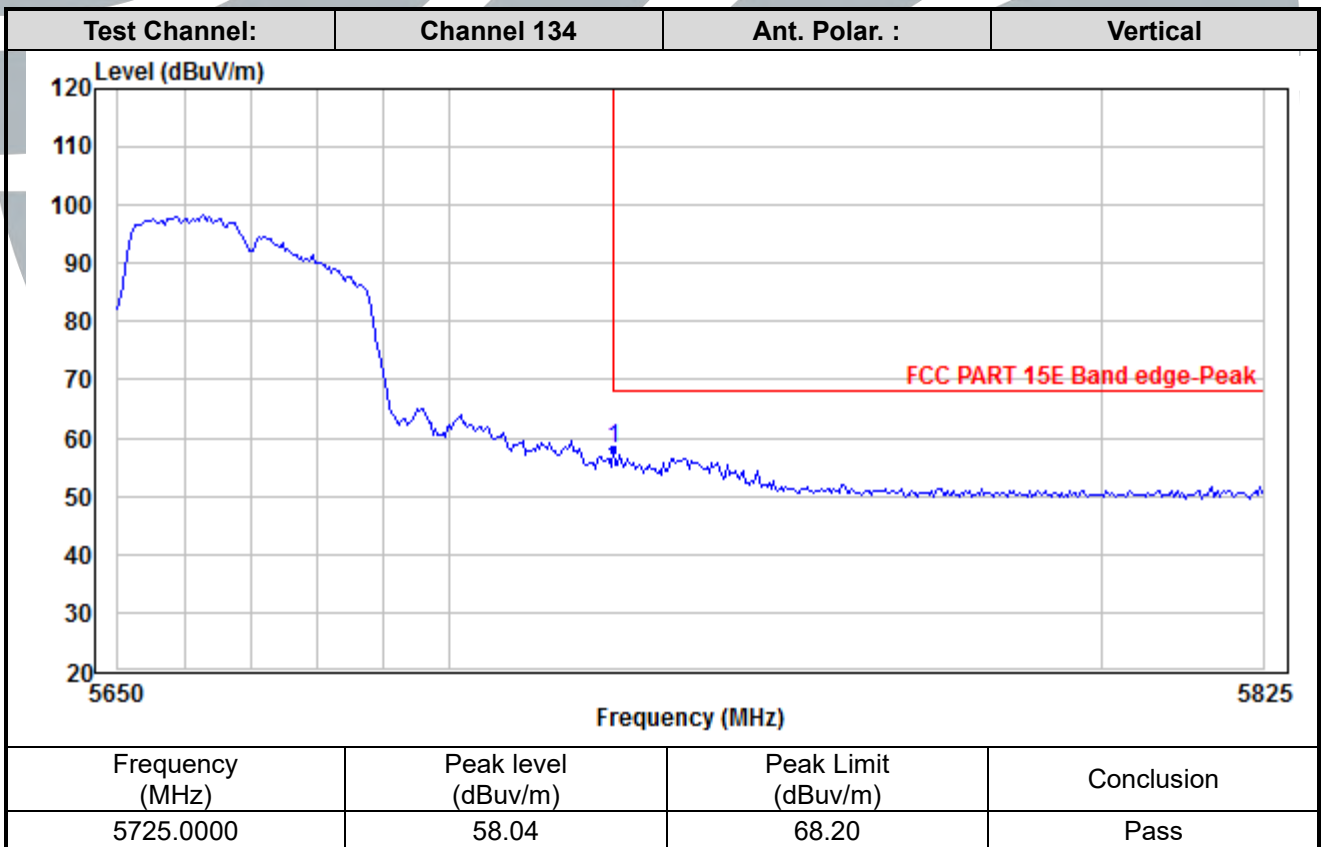
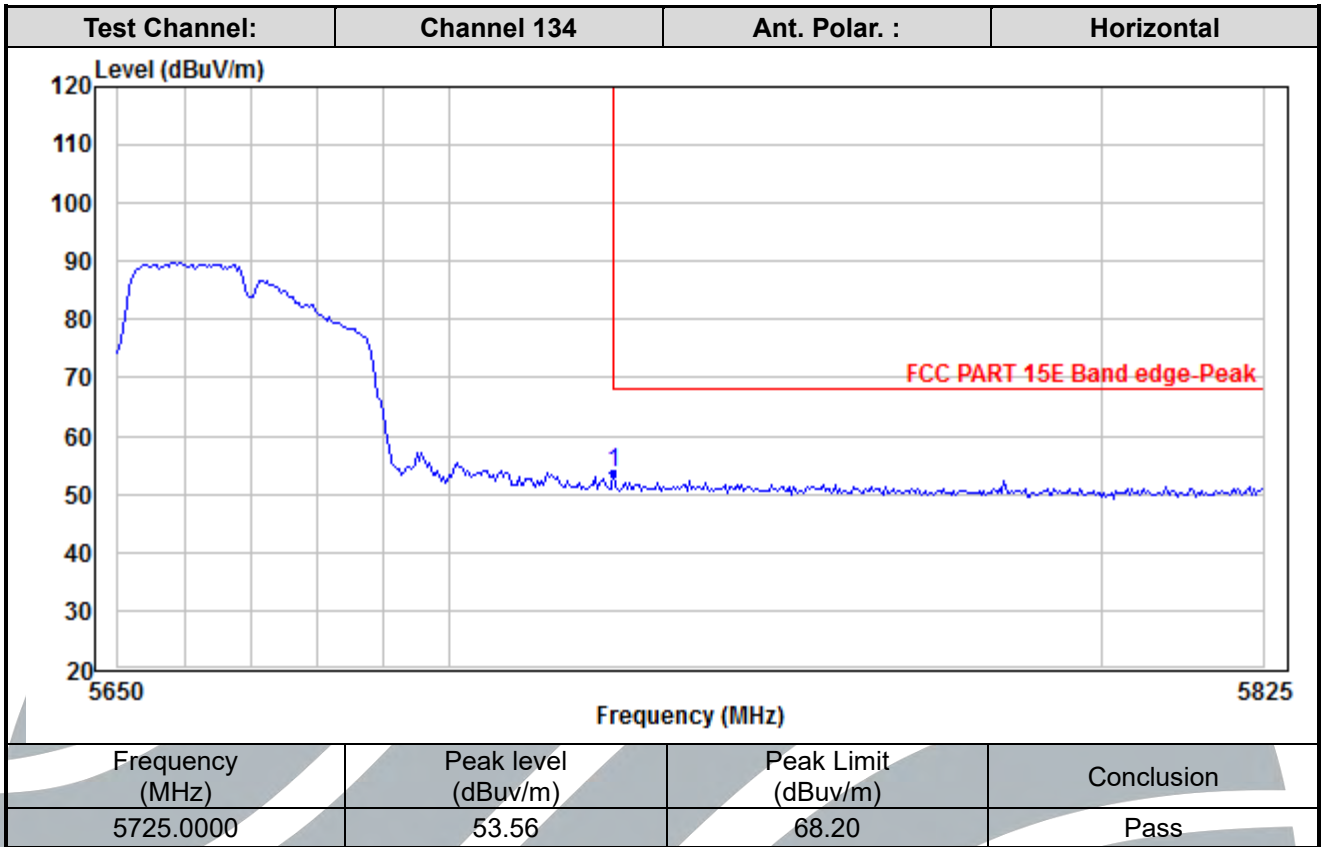
Tel: +86-755-28230888

Fax: +86-755-28230886

E-mail: info@uttlab.com

<http://www.uttlab.com>

UTTR-RF-FCCPART15.407-V1.1



**Shenzhen UnionTrust Quality and Technology Co., Ltd.**

Address: Unit D/E of 9/F and 16/F, Block A, Building 6, Baoneng science and technology park, Longhua district, Shenzhen, China

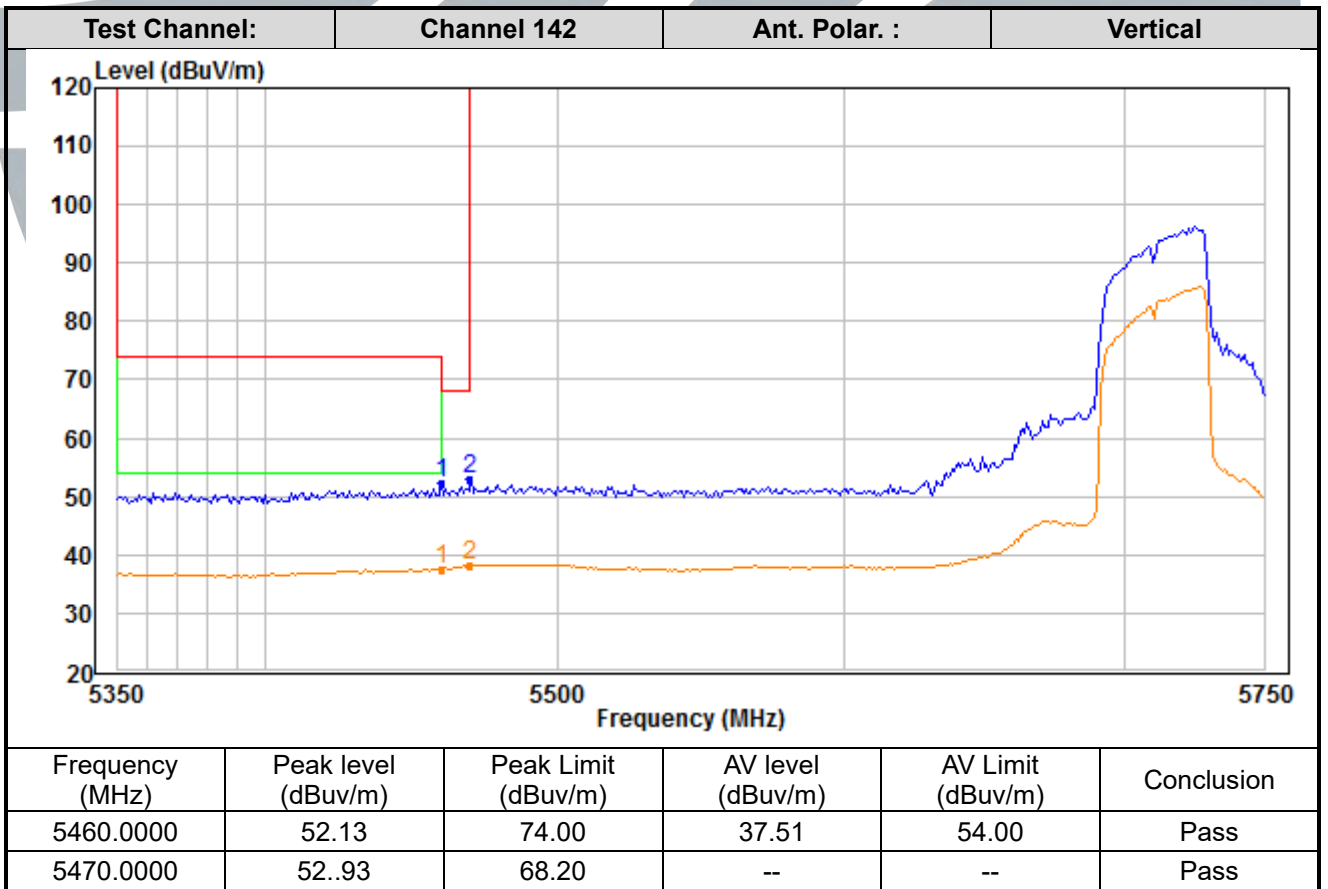
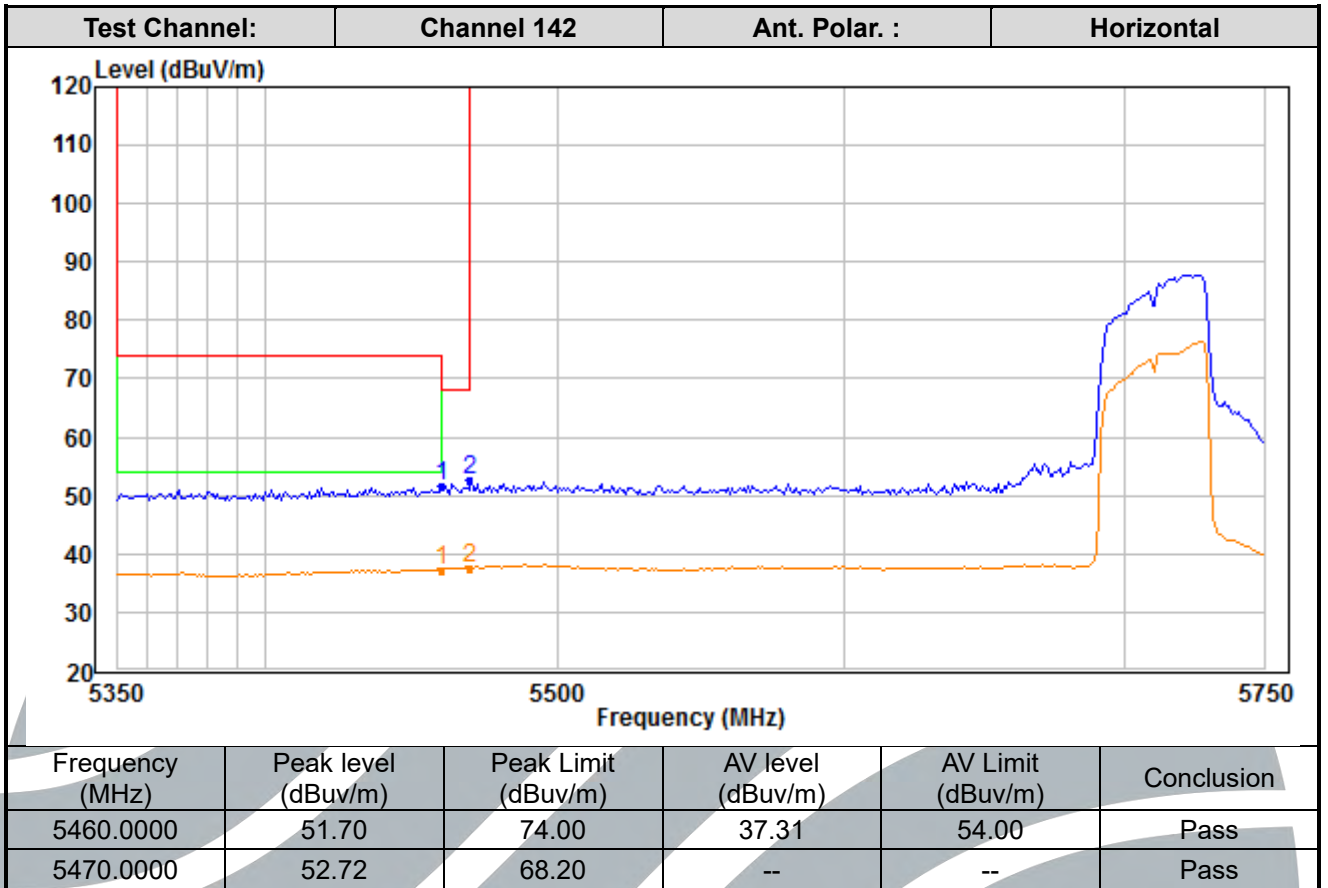
Tel: +86-755-28230888

Fax: +86-755-28230886

E-mail: info@uttlab.com

<http://www.uttlab.com>

UTTR-RF-FCCPART15.407-V1.1



**Shenzhen UnionTrust Quality and Technology Co., Ltd.**

Address: Unit D/E of 9/F and 16/F, Block A, Building 6, Baoneng science and technology park, Longhua district, Shenzhen, China

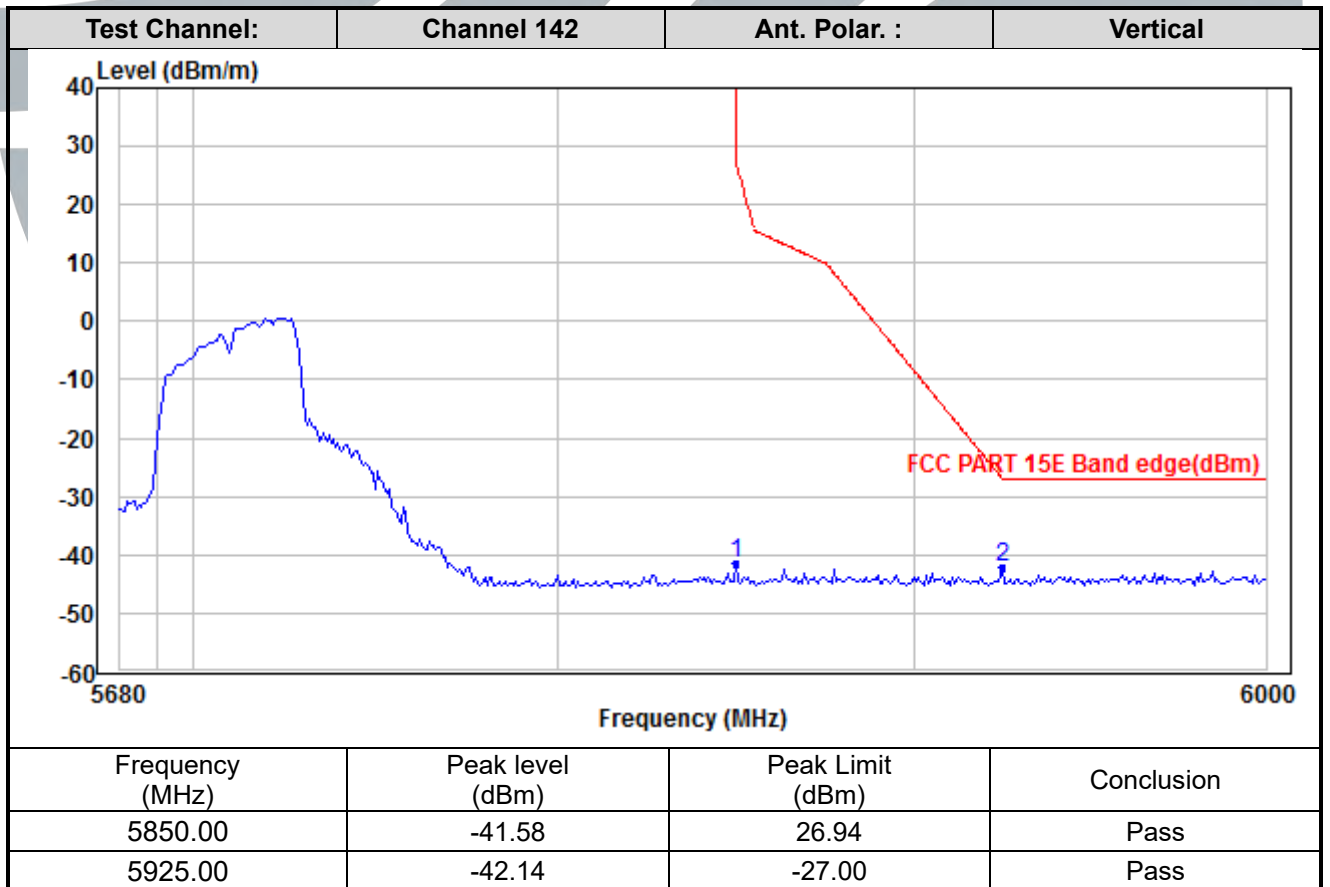
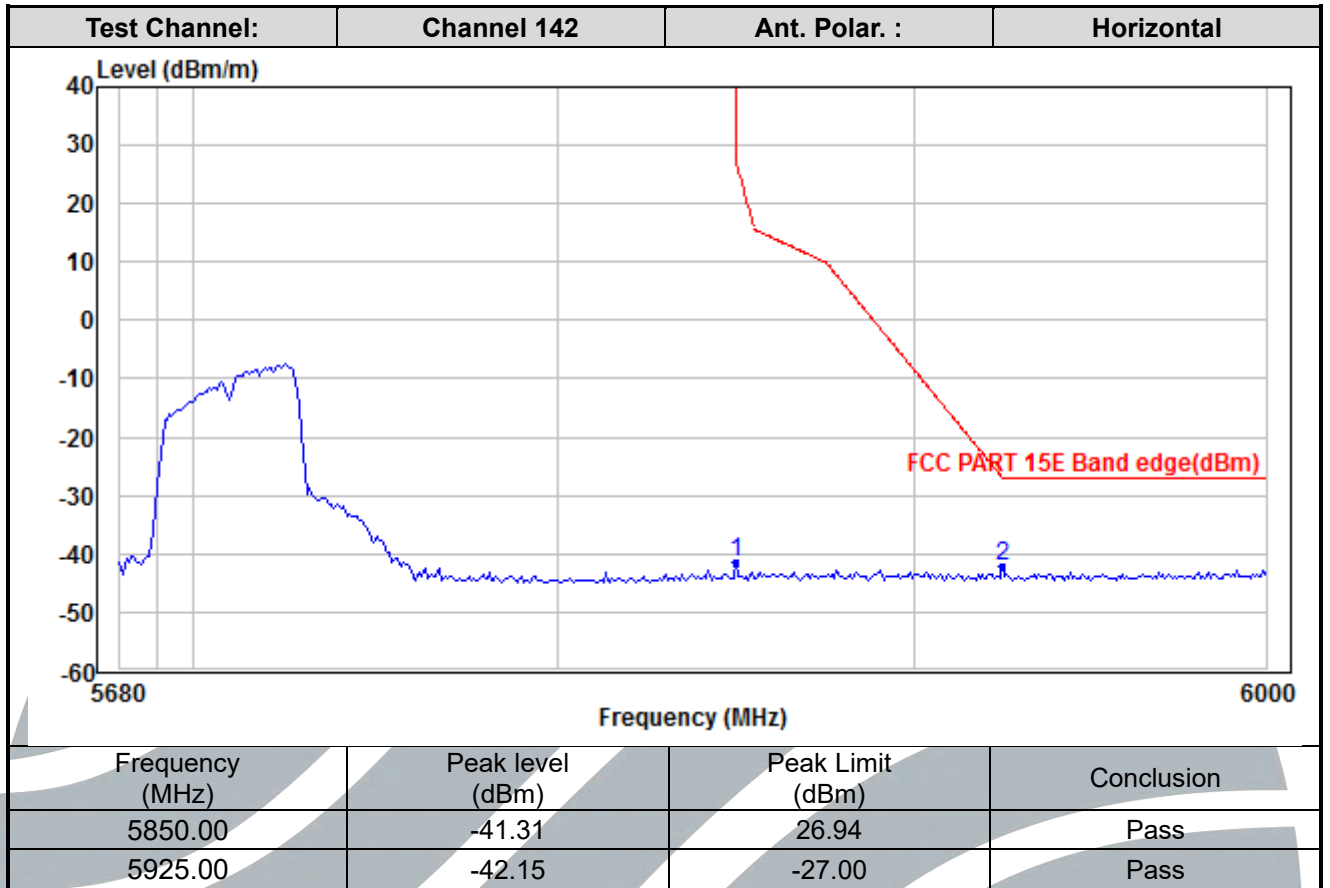
Tel: +86-755-28230888

Fax: +86-755-28230886

E-mail: info@uttlab.com

<http://www.uttlab.com>

UTTR-RF-FCCPART15.407-V1.1



**Shenzhen UnionTrust Quality and Technology Co., Ltd.**

Address: Unit D/E of 9/F and 16/F, Block A, Building 6, Baoneng science and technology park, Longhua district, Shenzhen, China

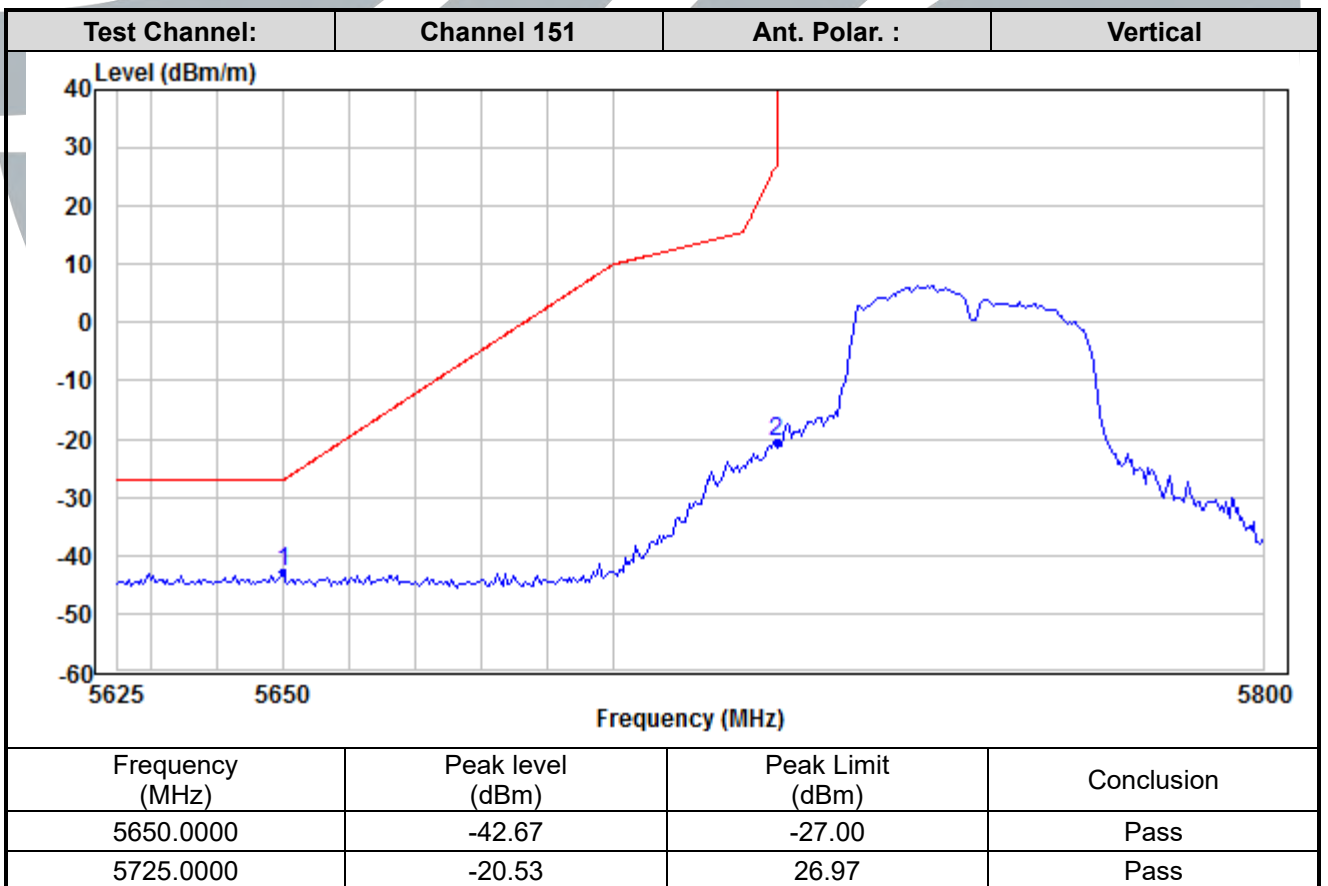
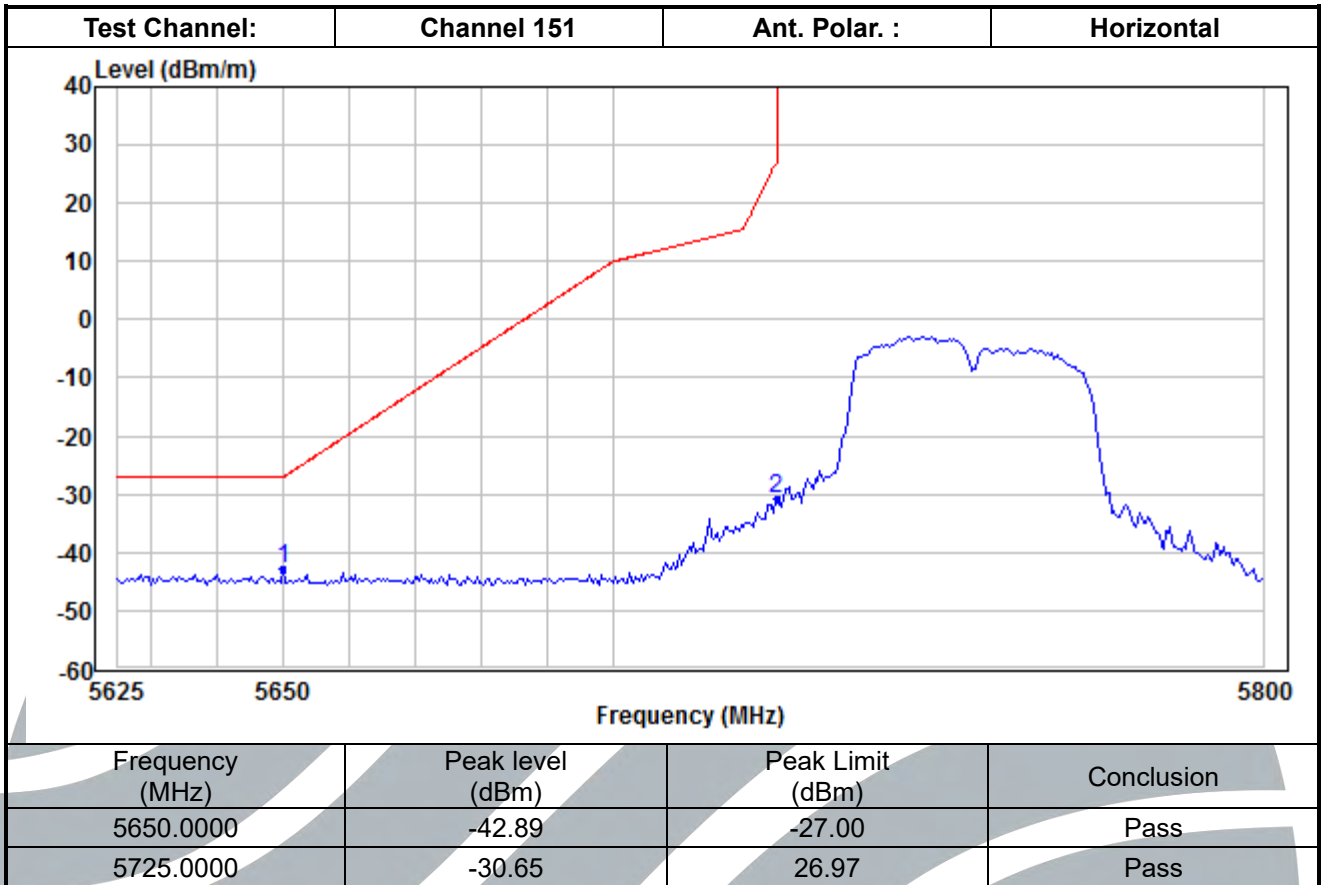
Tel: +86-755-28230888

Fax: +86-755-28230886

E-mail: info@uttlab.com

<http://www.uttlab.com>

UTTR-RF-FCCPART15.407-V1.1



**Shenzhen UnionTrust Quality and Technology Co., Ltd.**

Address: Unit D/E of 9/F and 16/F, Block A, Building 6, Baoneng science and technology park, Longhua district, Shenzhen, China

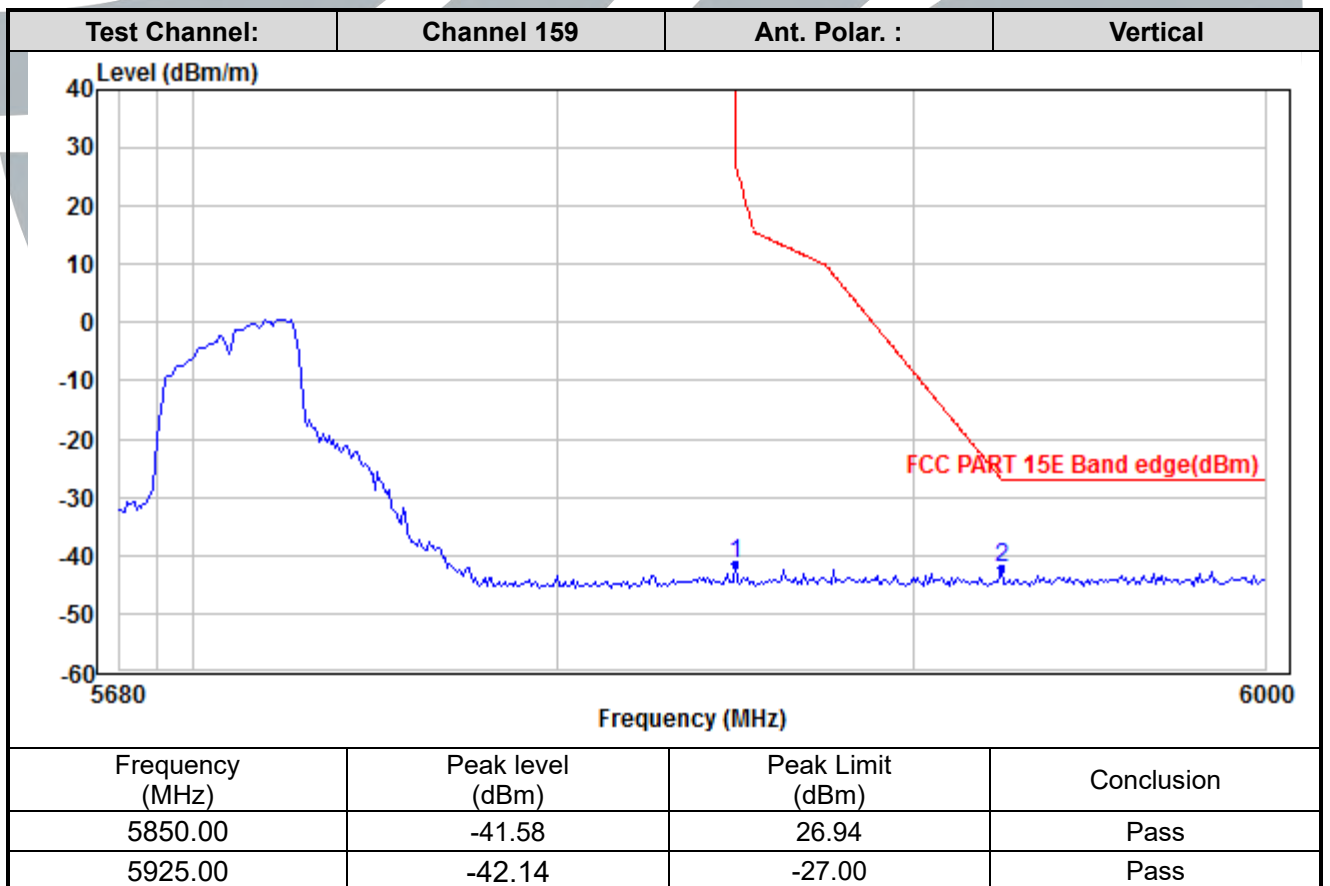
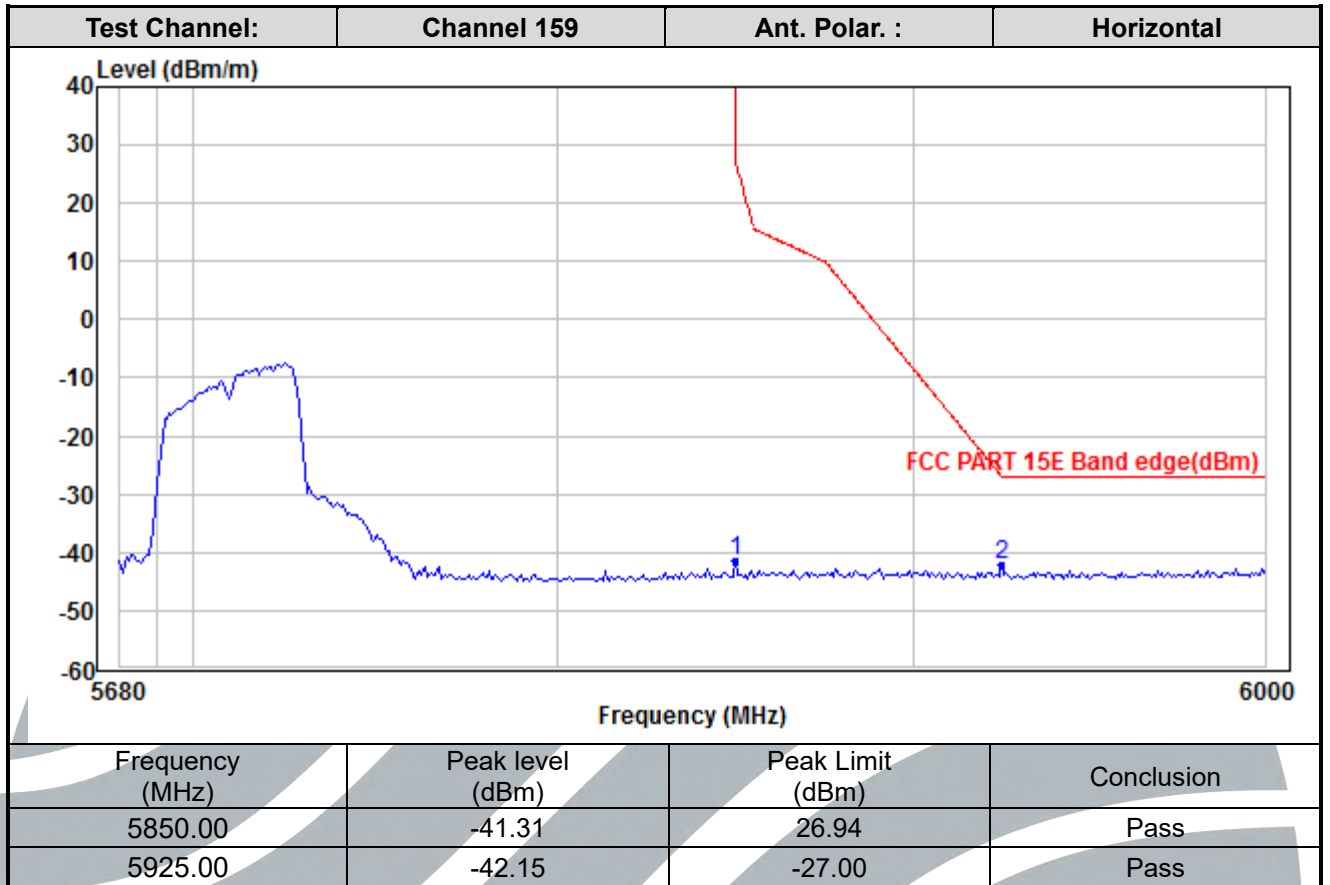
Tel: +86-755-28230888

Fax: +86-755-28230886

E-mail: info@uttlab.com

<http://www.uttlab.com>

UTTR-RF-FCCPART15.407-V1.1



**Shenzhen UnionTrust Quality and Technology Co., Ltd.**

Address: Unit D/E of 9/F and 16/F, Block A, Building 6, Baoneng science and technology park, Longhua district, Shenzhen, China

Tel: +86-755-28230888

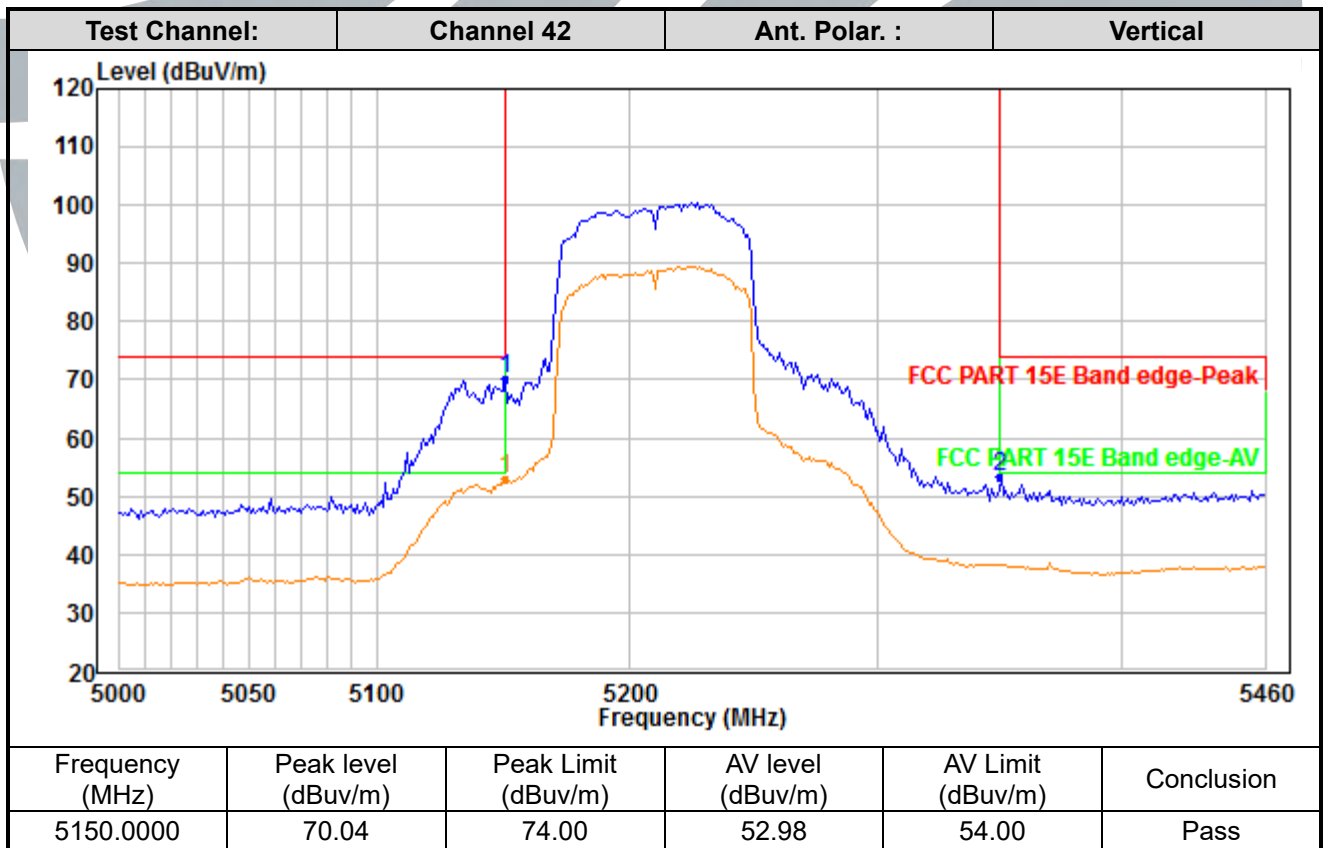
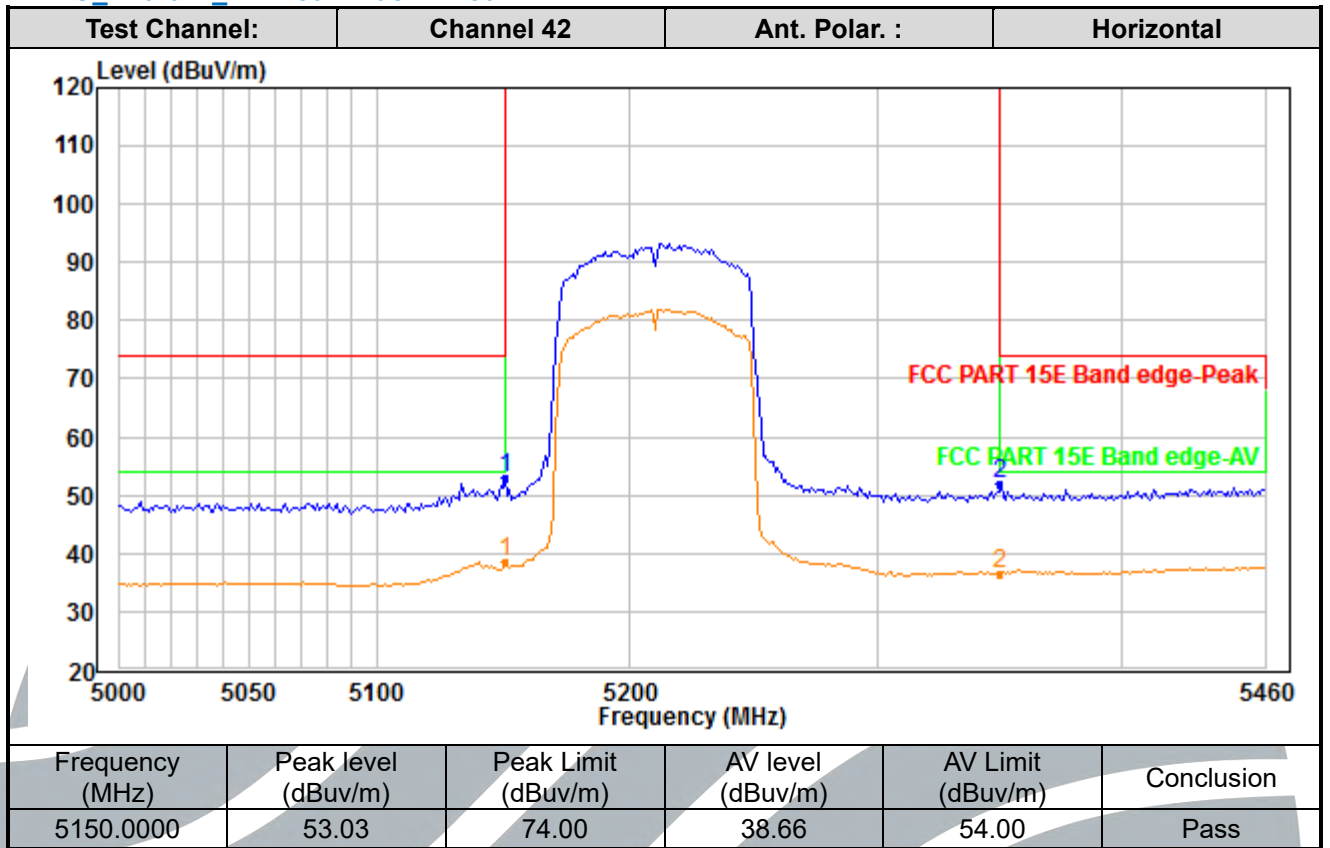
Fax: +86-755-28230886

E-mail: info@uttlab.com

<http://www.uttlab.com>

UTTR-RF-FCCPART15.407-V1.1

MIMO\_Ant. 0+1\_ IEEE 802.11ac-VHT80



**Shenzhen UnionTrust Quality and Technology Co., Ltd.**

Address: Unit D/E of 9/F and 16/F, Block A, Building 6, Baoneng science and technology park, Longhua district, Shenzhen, China

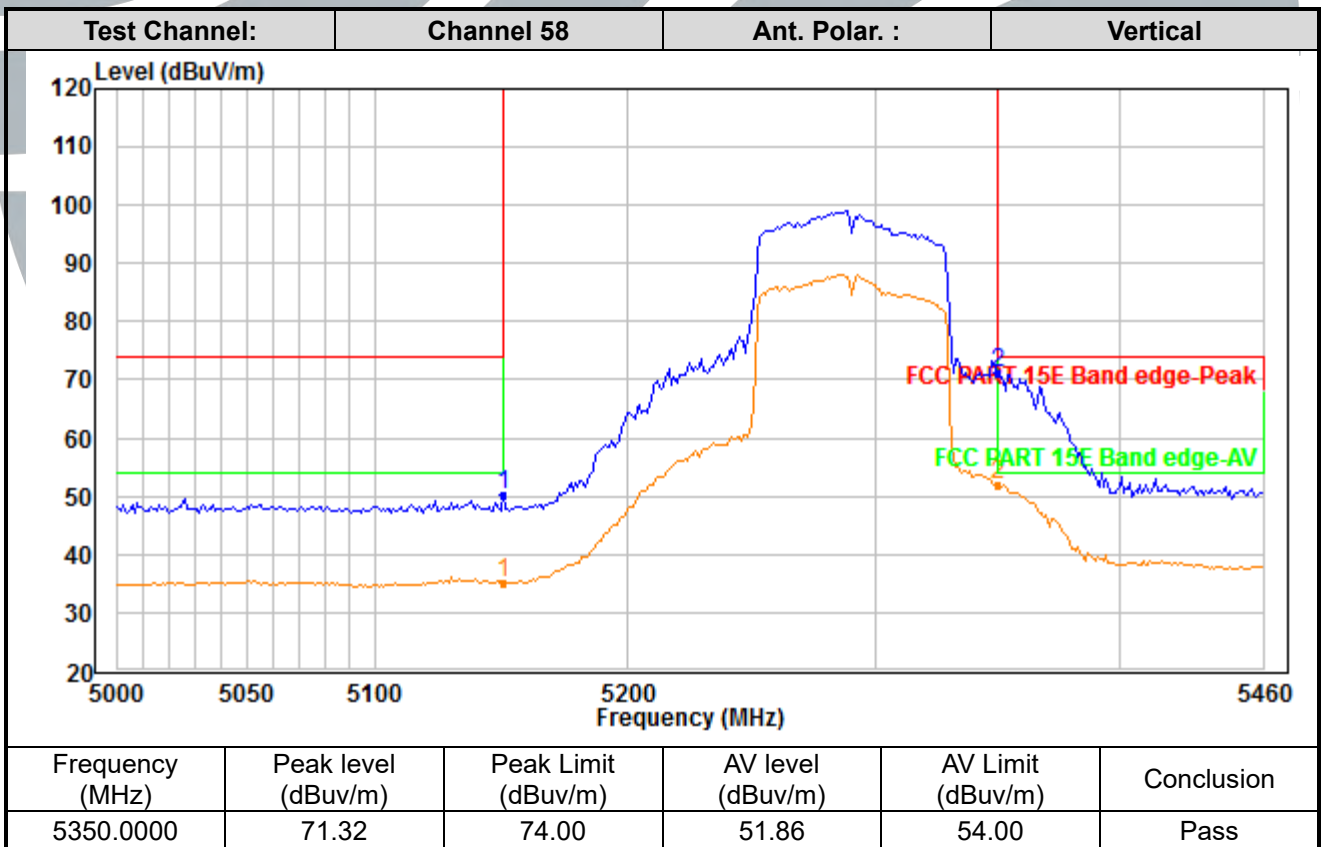
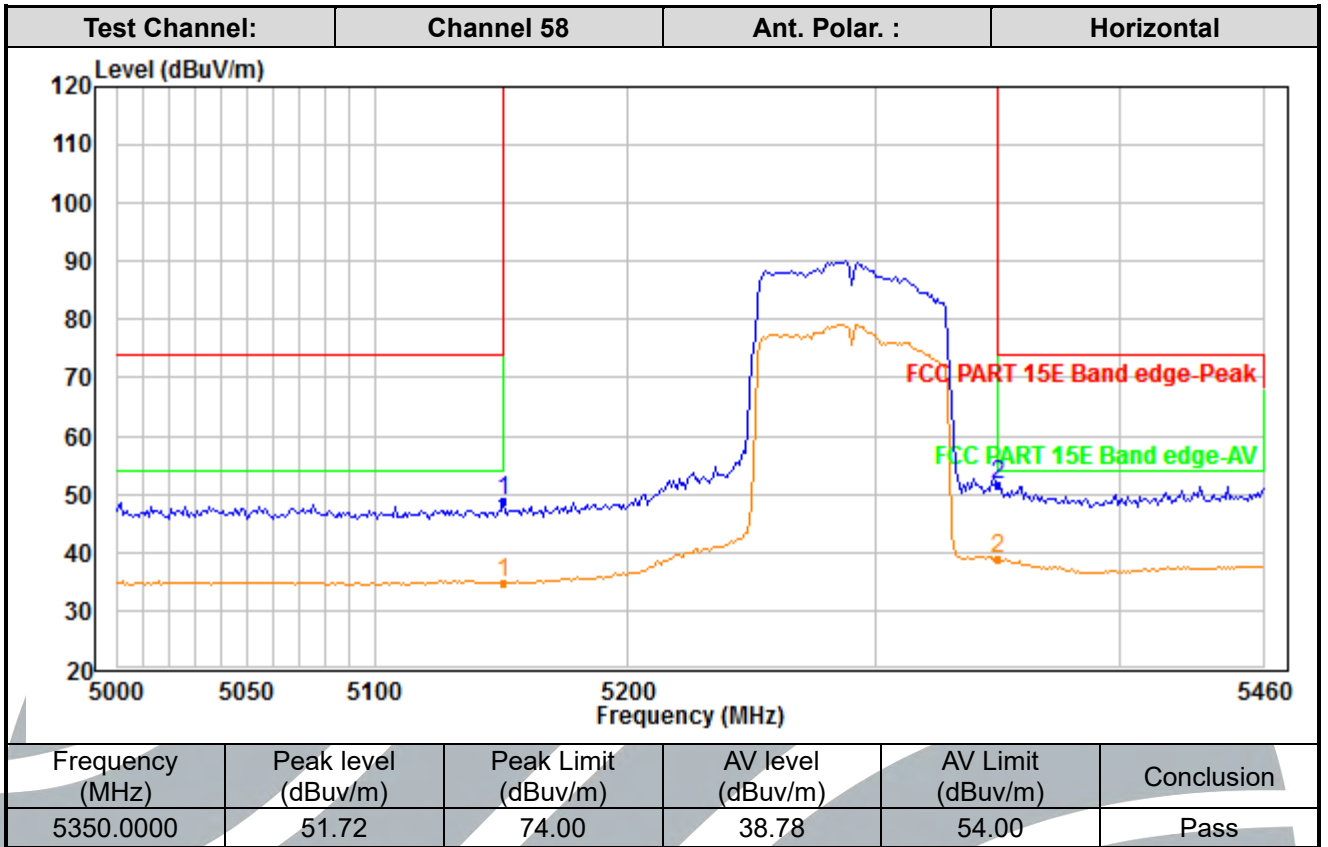
Tel: +86-755-28230888

Fax: +86-755-28230886

E-mail: info@uttlab.com

<http://www.uttlab.com>

UTTR-RF-FCCPART15.407-V1.1



**Shenzhen UnionTrust Quality and Technology Co., Ltd.**

Address: Unit D/E of 9/F and 16/F, Block A, Building 6, Baoneng science and technology park, Longhua district, Shenzhen, China

Tel: +86-755-28230888

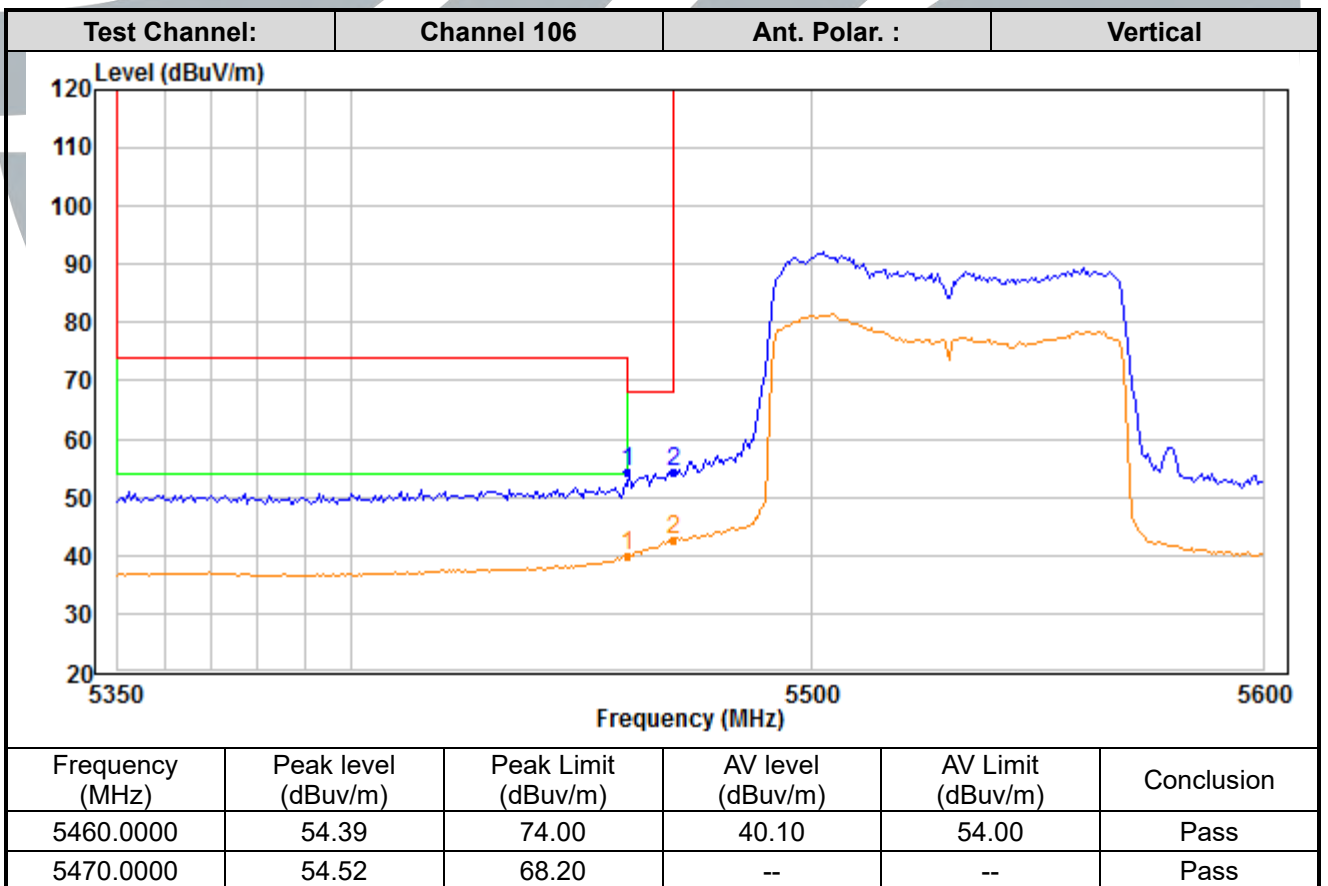
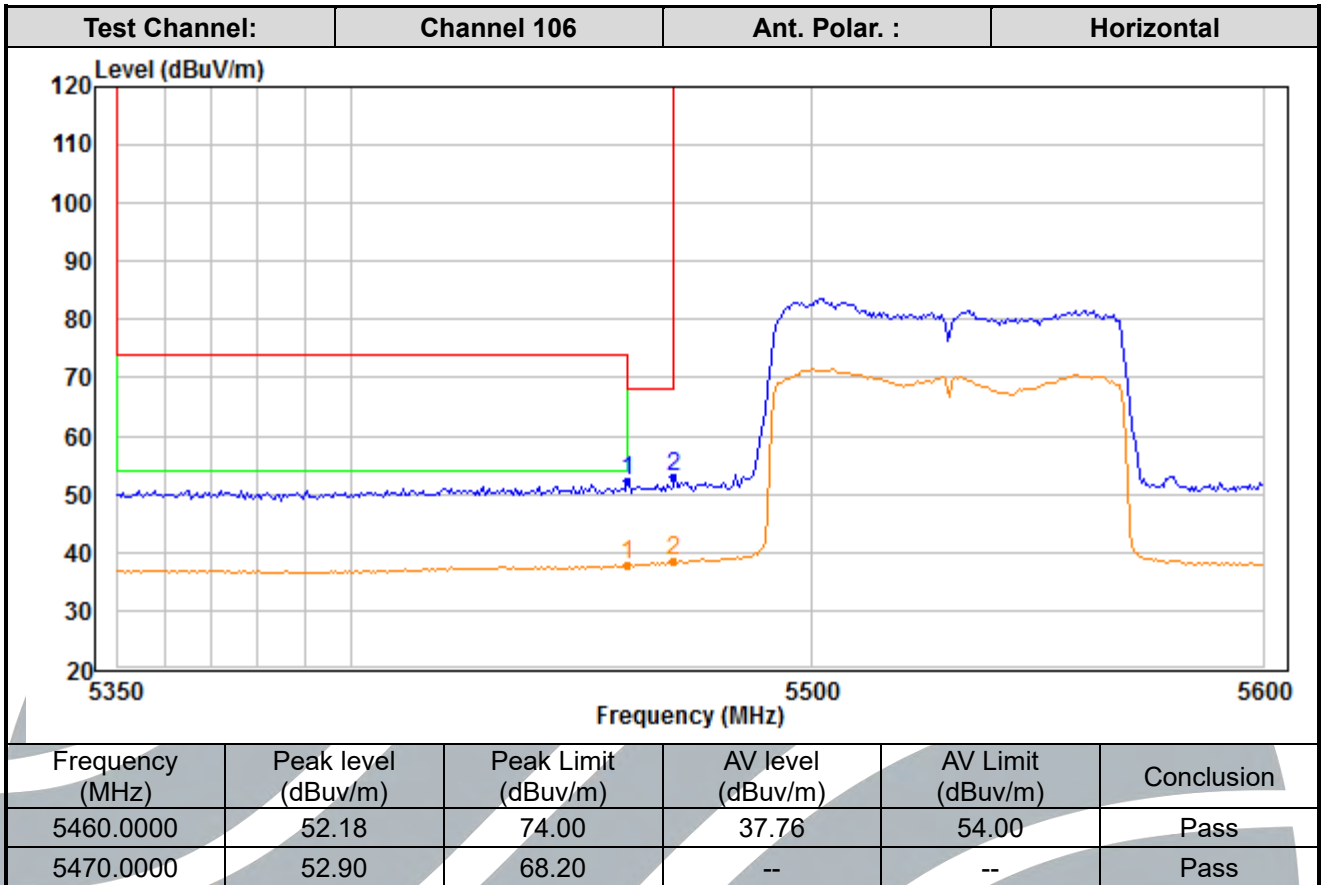
Fax: +86-755-28230886

E-mail: info@uttlab.com

<http://www.uttlab.com>

UTTR-RF-FCCPART15.407-V1.1





**Shenzhen UnionTrust Quality and Technology Co., Ltd.**

Address: Unit D/E of 9/F and 16/F, Block A, Building 6, Baoneng science and technology park, Longhua district, Shenzhen, China

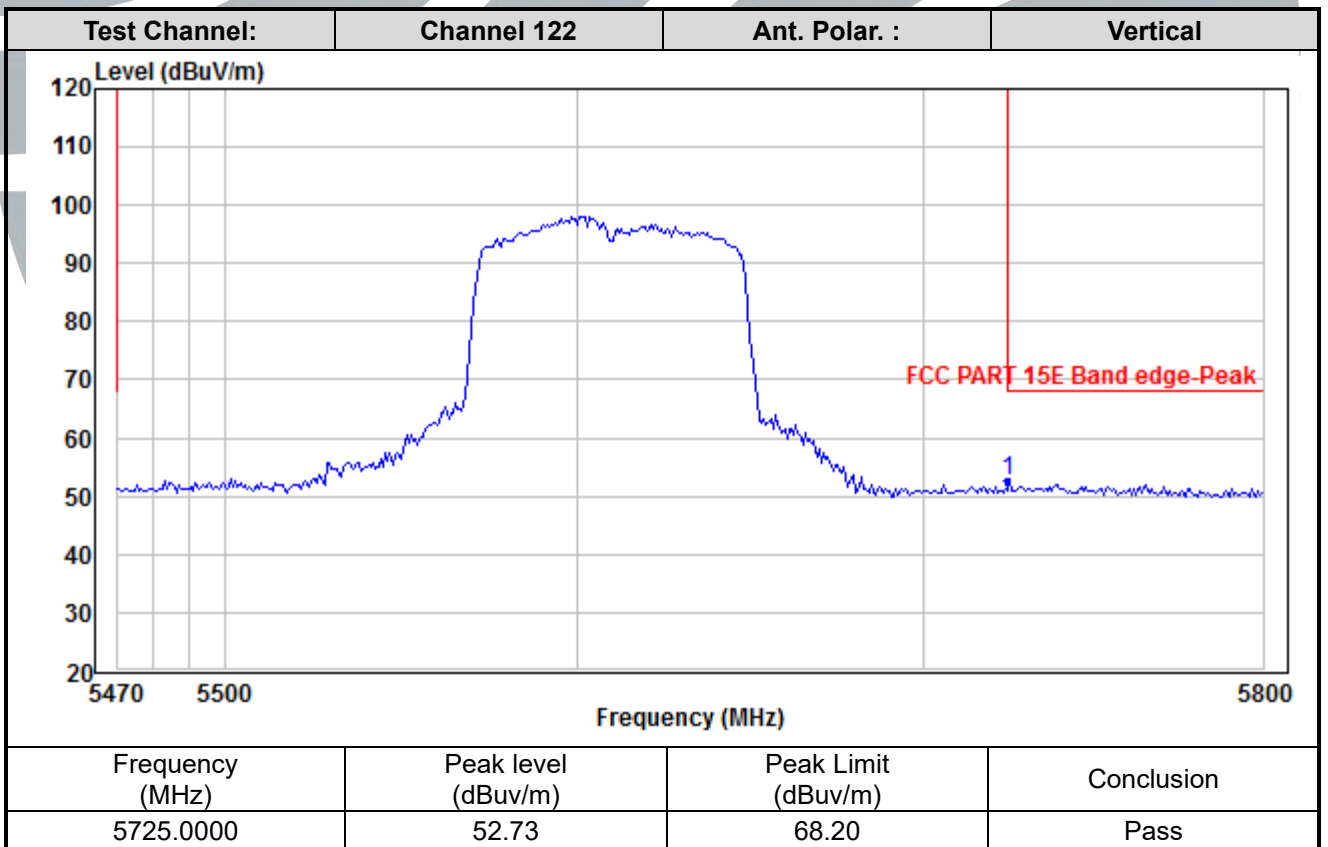
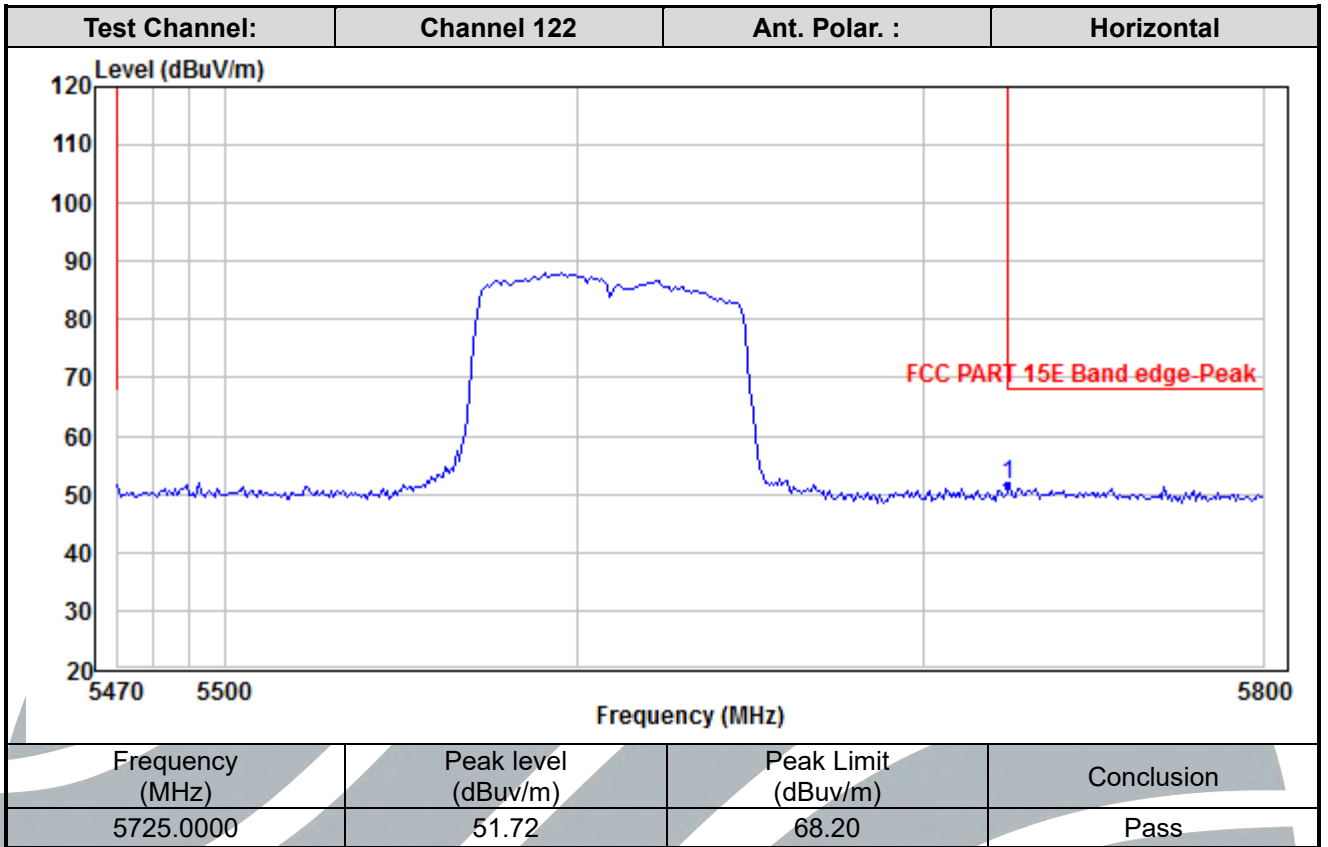
Tel: +86-755-28230888

Fax: +86-755-28230886

E-mail: info@uttlab.com

<http://www.uttlab.com>

UTTR-RF-FCCPART15.407-V1.1



**Shenzhen UnionTrust Quality and Technology Co., Ltd.**

Address: Unit D/E of 9/F and 16/F, Block A, Building 6, Baoneng science and technology park, Longhua district, Shenzhen, China

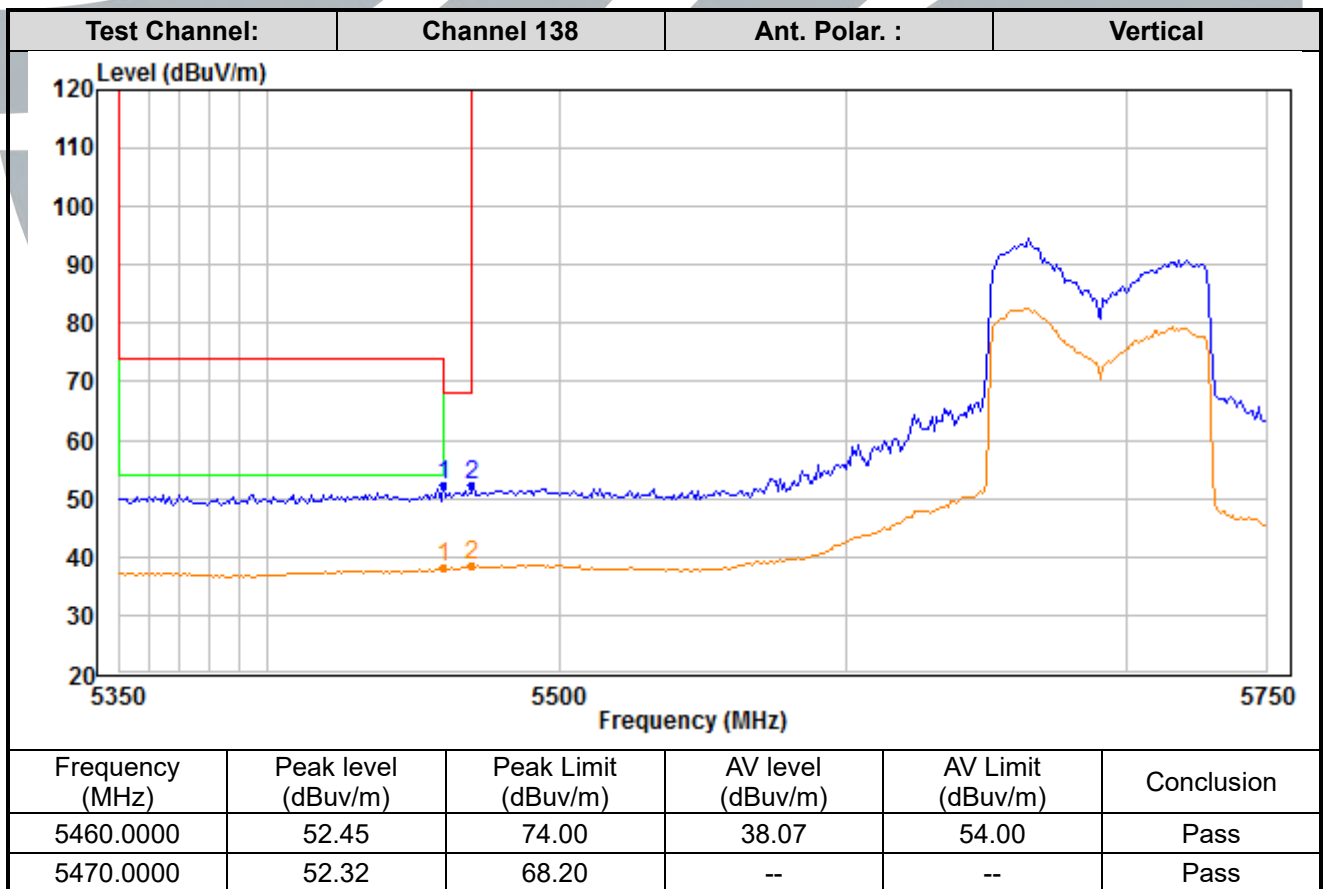
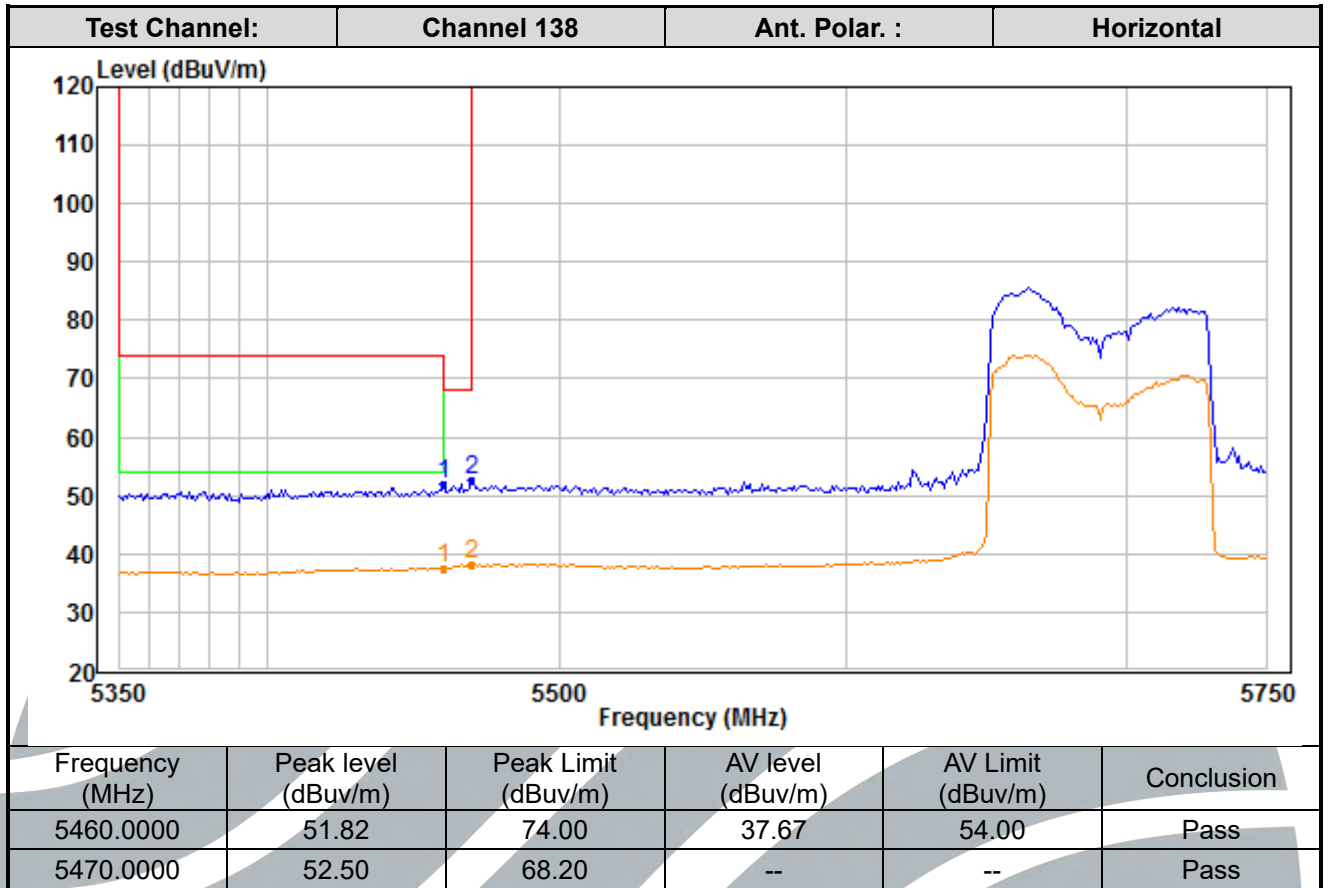
Tel: +86-755-28230888

Fax: +86-755-28230886

E-mail: info@uttlab.com

<http://www.uttlab.com>

UTTR-RF-FCCPART15.407-V1.1



**Shenzhen UnionTrust Quality and Technology Co., Ltd.**

Address: Unit D/E of 9/F and 16/F, Block A, Building 6, Baoneng science and technology park, Longhua district, Shenzhen, China

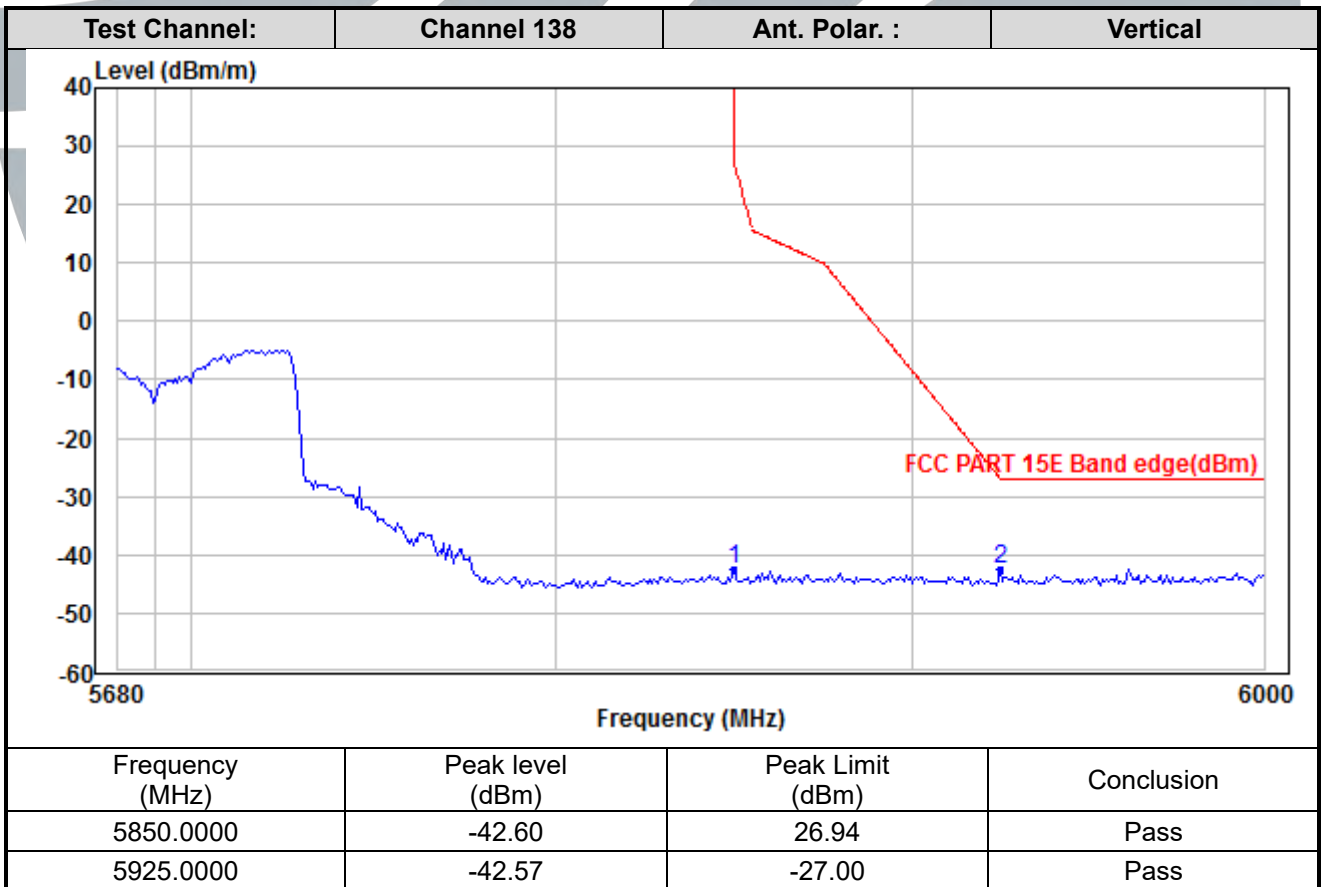
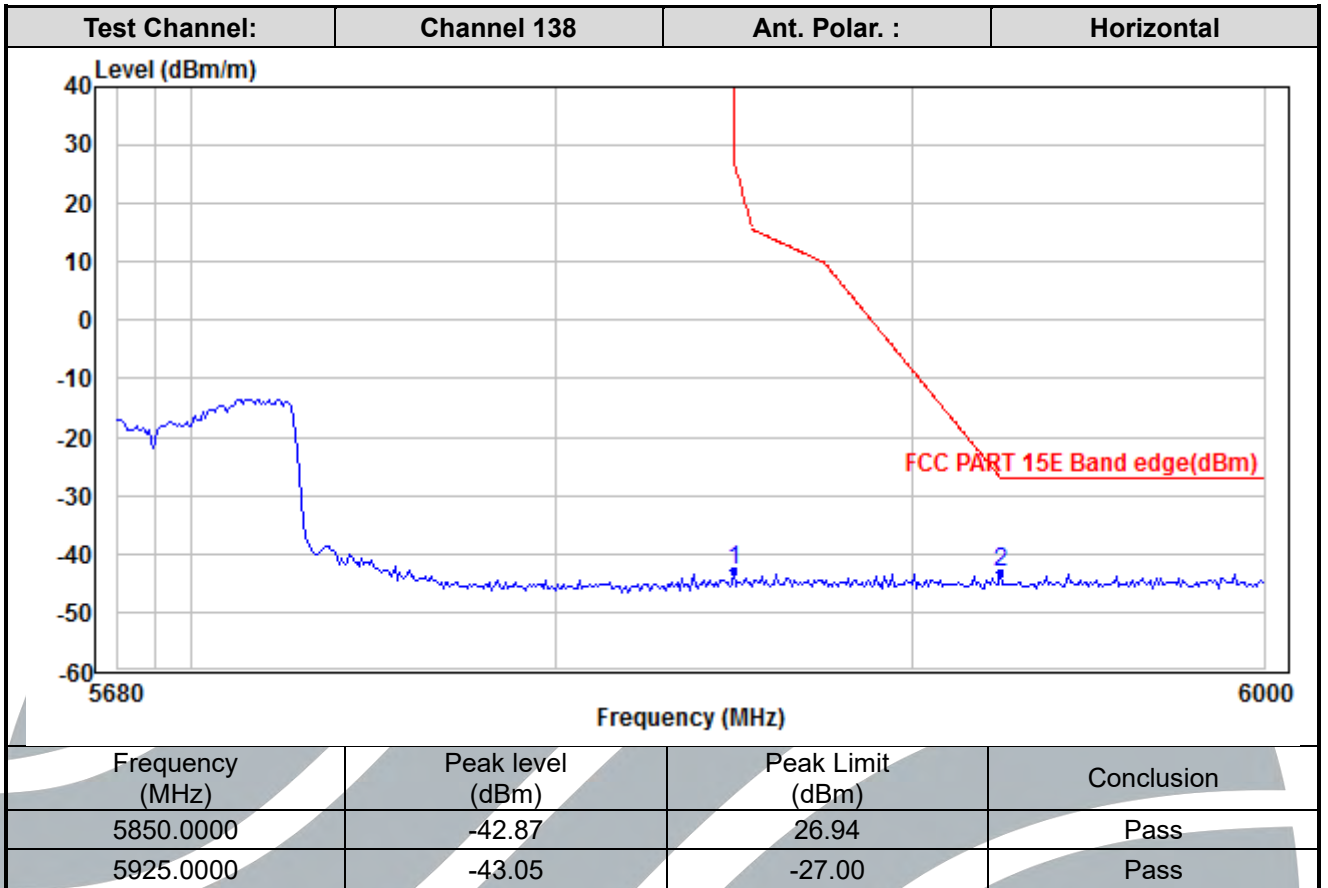
Tel: +86-755-28230888

Fax: +86-755-28230886

E-mail: info@uttlab.com

<http://www.uttlab.com>

UTTR-RF-FCCPART15.407-V1.1



**Shenzhen UnionTrust Quality and Technology Co., Ltd.**

Address: Unit D/E of 9/F and 16/F, Block A, Building 6, Baoneng science and technology park, Longhua district, Shenzhen, China

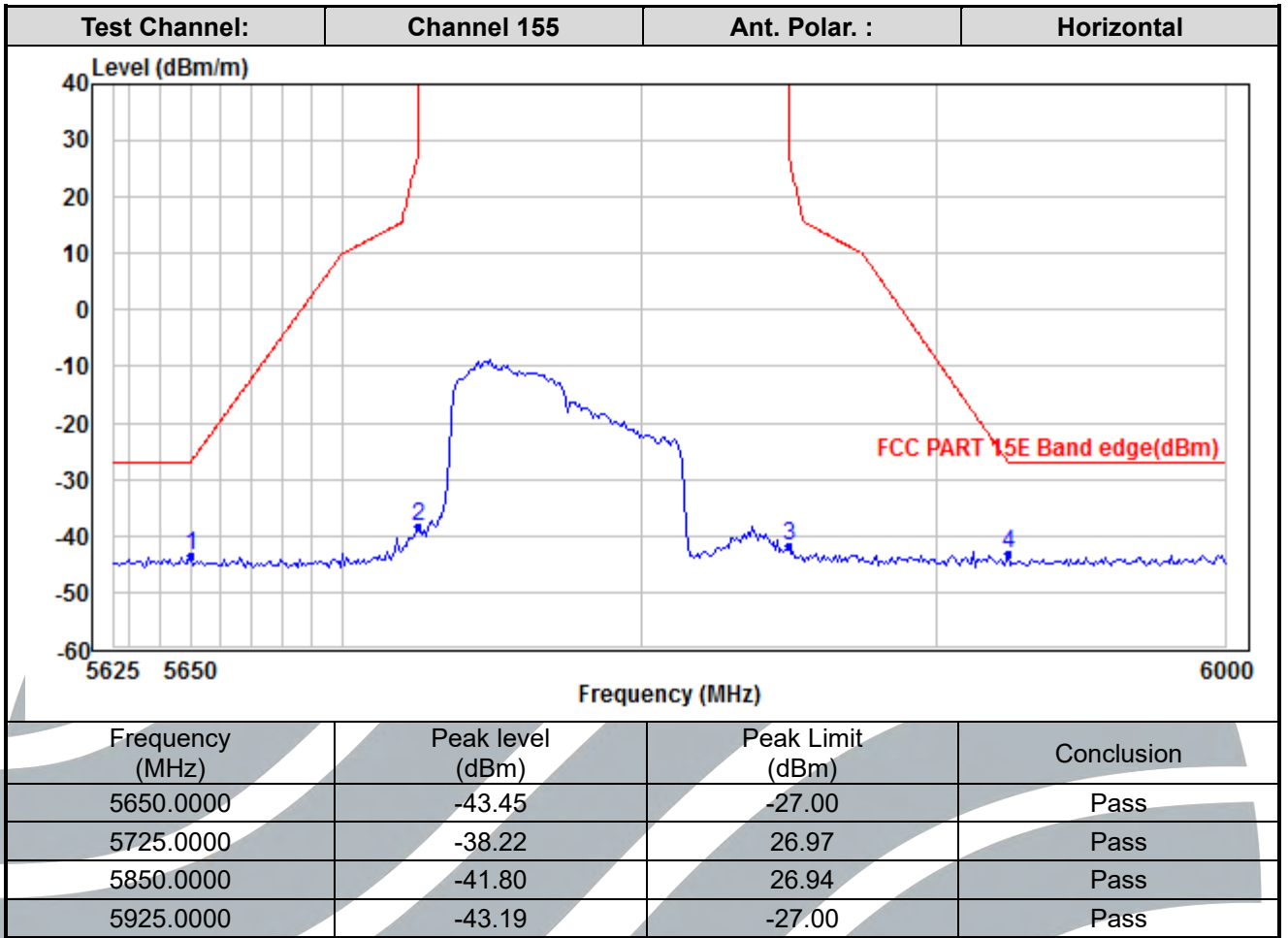
Tel: +86-755-28230888

Fax: +86-755-28230886

E-mail: info@uttlab.com

<http://www.uttlab.com>

UTTR-RF-FCCPART15.407-V1.1



**Shenzhen UnionTrust Quality and Technology Co., Ltd.**

Address: Unit D/E of 9/F and 16/F, Block A, Building 6, Baoneng science and technology park, Longhua district, Shenzhen, China

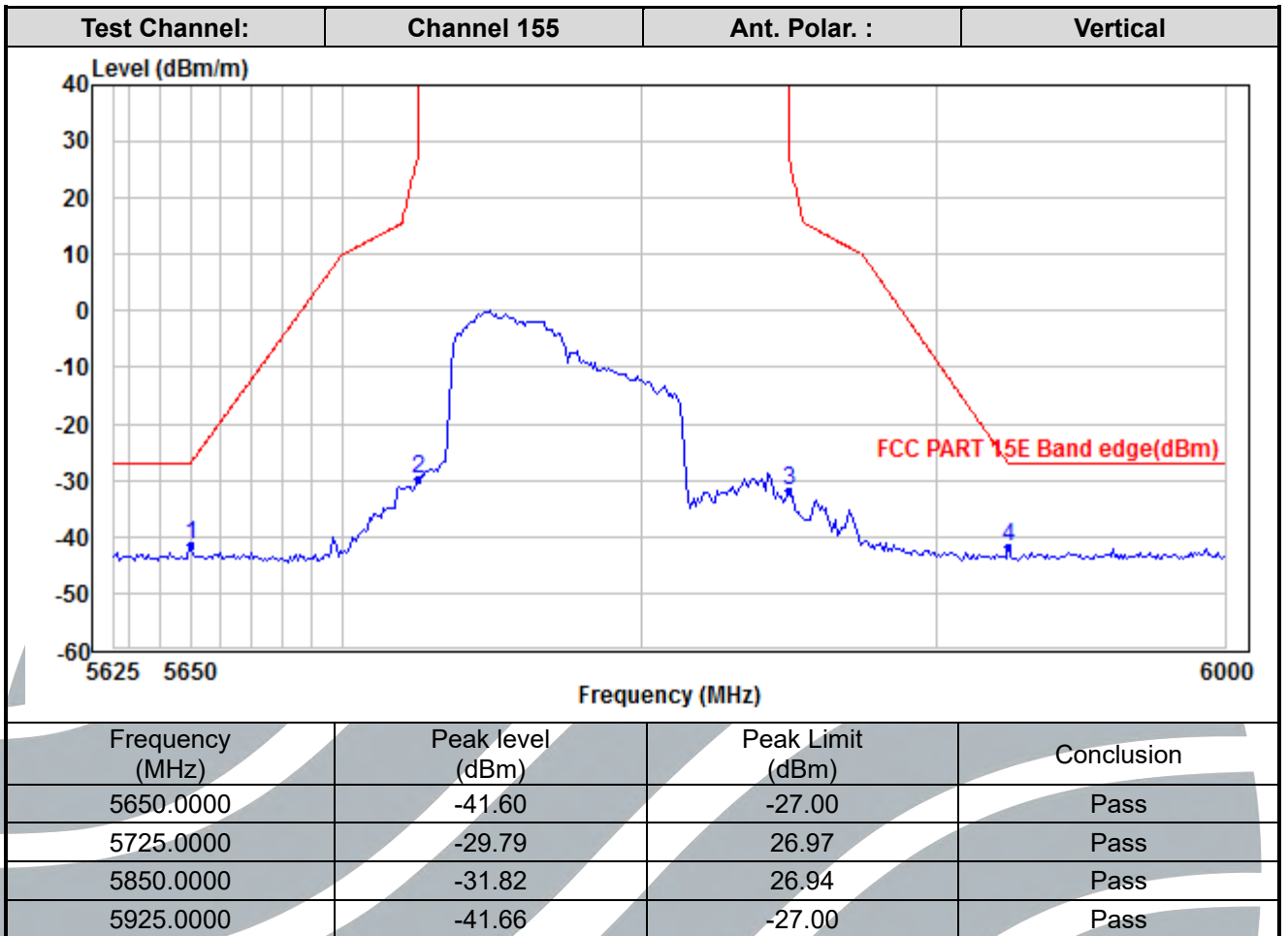
Tel: +86-755-28230888

Fax: +86-755-28230886

E-mail: info@uttlab.com

<http://www.uttlab.com>

UTTR-RF-FCCPART15.407-V1.1



**Shenzhen UnionTrust Quality and Technology Co., Ltd.**

Address: Unit D/E of 9/F and 16/F, Block A, Building 6, Baoneng science and technology park, Longhua district, Shenzhen, China

Tel: +86-755-28230888

Fax: +86-755-28230886

E-mail: info@uttlab.com

<http://www.uttlab.com>

UTTR-RF-FCCPART15.407-V1.1

### 5.8 DYNAMIC FREQUENCY SELECTION

**Test Requirement:** FCC 47 CFR Part 15 Subpart E Section 15.407 (h)

**Test Method:** KDB 905462 D03 Client Without DFS New Rules v01r02

**EUT Operating Mode:**

DFS Operational mode	Operating Frequency Range	
	5250 MHz to 5350 MHz	5470 MHz to 5725 MHz
Slave without radar Interference detection function	✓	✓

**Applicability:**

The following table from KDB905462 and the lists of the applicable requirements for the DFS testing.

**Applicability of DFS Requirements Prior to Use of a Channel:**

Requirement	Operational Mode		
	Master	Client Without Radar Detection	Client With Radar Detection
Non-Occupancy Period	✓	Not required	Yes
DFS Detection Threshold	✓	Not required	Yes
Channel Availability Check Time	✓	Not required	Not required
U-NII Detection Bandwidth	✓	Not required	Yes

**Applicability of DFS requirements during normal operation:**

Requirement	Operational Mode	
	Master Device or Client with Radar Detection	Client Without Radar Detection
DFS Detection Threshold	Yes	Not required
Channel Closing Transmission Time	Yes	Yes
Channel Move Time	Yes	Yes
U-NII Detection Bandwidth	Yes	Not required
<b>Additional requirements for devices with multiple bandwidth modes</b>	<b>Master Device or Client with Radar Detection</b>	<b>Client Without Radar Detection</b>
U-NII Detection Bandwidth and Statistical Performance Check	All BW modes must be tested	Not required
Channel Move Time and Channel Closing Transmission Time	Test using widest BW mode available	Test using the widest BW mode available for the link
All other tests	Any single BW mode	Not required
<b>Note:</b> Frequencies selected for statistical performance check (Section 7.8.4) should include several frequencies within the radar detection bandwidth and frequencies near the edge of the radar detection bandwidth. For 802.11 devices it is suggested to select frequencies in each of the bonded 20 MHz channels and the channel center frequency.		

**DFS Detection Thresholds for Master Devices and Client Devices with Radar Detection:**

Maximum Transmit Power	Value (See Notes 1, 2, and 3)
EIRP ≥ 200 milliwatt	-64 dBm
EIRP < 200 milliwatt and power spectral density < 10 dBm/MHz	-62 dBm
EIRP < 200 milliwatt that do not meet the power spectral density requirement	-64dBm

**Note 1:** This is the level at the input of the receiver assuming a 0 dBi receive antenna.

**Note 2:** Throughout these test procedures an additional 1 dB has been added to the amplitude of the test transmission waveforms to account for variations in measurement equipment. This will ensure that the test signal is at or above the detection threshold level to trigger a DFS response.

**Note 3:** EIRP is based on the highest antenna gain. For MIMO devices refer to KDB Publication 662911 D01.

**DFS Radar Signal Parameter Values:**

Parameter	Value
Non-occupancy period	Minimum 30 minutes
Channel Availability Check Time	60 seconds
Channel Move Time	10 seconds (See Note 1.)
Channel Closing Transmission Time	200 milliseconds + an aggregate of 60 milliseconds over remaining 10 second period. (See Notes 1 and 2.)
U-NII Detection Bandwidth	Minimum 100% of the U-NII 99% transmission power bandwidth. (See Note 3.)

**Note 1:** Channel Move Time and the Channel Closing Transmission Time should be performed with Radar Type 0. The measurement timing begins at the end of the Radar Type 0 burst.

**Note 2:** The Channel Closing Transmission Time is comprised of 200 milliseconds starting at the beginning of the Channel Move Time plus any additional intermittent control signals required to facilitate a Channel move (an aggregate of 60 milliseconds) during the remainder of the 10 second period. The aggregate duration of control signals will not count quiet periods in between transmissions.

**Note 3:** During the U-NII Detection Bandwidth detection test, radar type 0 should be used. For each frequency step the minimum percentage of detection is 90 percent. Measurements are performed with no data traffic.

**DFS Radar Signal Parameter:**

Radar Type 0 was used in the evaluation of the Client device for the purpose of measuring the Channel Move Time and the Channel Closing Transmission Time

**Table 1-Short Pulse Radar Test Waveforms**

Radar Type	Pulse Width (µsec)	PRI (µsec)	Number of Pulses	Minimum Percentage of Successful Detection	Minimum Trials
0	1	1428	18	See Note 1.	See Note 1.
1	1	Test A Test B	Roundup $\left\{ \begin{matrix} \left( \frac{1}{360} \right) \\ \left( \frac{19 \cdot 10^6}{PRI_{\mu sec}} \right) \end{matrix} \right\}$	60%	30
2	1-5	150-230	23-29	60%	30
3	6-10	200-500	16-18	60%	30
4	11-20	200-500	12-16	60%	30
Aggregate (Radar Types 1-4)				80%	120

**Note 1:** Short Pulse Radar Type 0 should be used for the detection bandwidth test, channel move time, and channel closing time tests.

Test A: 15 unique PRI values randomly selected from the list of 23 PRI values in Table 5a

Test B: 15 unique PRI values randomly selected within the range of 518-3066 µsec, with a minimum increment of 1 µsec, excluding PRI values selected in Test A

A minimum of 30 unique waveforms are required for each of the Short Pulse Radar Types 2 through 4. If more than 30 waveforms are used for Short Pulse Radar Types 2 through 4, then each additional waveform must also be unique and not repeated from the previous waveforms.

If more than 30 waveforms are used for Short Pulse Radar Type 1, then each additional waveform is generated with Test B and must also be unique and not repeated from the previous waveforms in Tests A or B.

The aggregate is the average of the percentage of successful detections of short pulse radar types

**Shenzhen UnionTrust Quality and Technology Co., Ltd.**

Address: Unit D/E of 9/F and 16/F, Block A, Building 6, Baoneng science and technology park, Longhua district, Shenzhen, China

Tel: +86-755-28230888

Fax: +86-755-28230886

E-mail: info@uttlab.com

<http://www.uttlab.com>

UTTR-RF-FCCPART15.407-V1.1



1-4

Table 2-Long Pulse Radar Test Waveform

Radar Type	Pulse Width (μsec)	Chirp Width (MHz)	PRI (μsec)	Number of Pulses per Burst	Number of Bursts	Minimum Percentage of Successful Detection	Minimum Trials
5	50-100	5-20	1000-2000	1-3	8-20	80%	30

Table 3-Frequency Hopping Radar Test Waveform

Radar Type	Pulse Width (μsec)	PRI (μsec)	Pulses per Hop	Hopping Rate (kHz)	Hopping Sequence Length (msec)	Minimum Percentage of Successful Detection	Minimum Trials
6	1	333	9	0.333	300	70%	30

**In-Service Monitoring: Channel Move Time, Channel Closing Transmission Time and Non-Occupancy Period**

**Limit of In-Service Monitoring:**

Reference to DFS Radar Signal Parameter Values.

**Test Procedures:**

- a) One frequency will be chosen from the Operating Channels of the EUT within the 5250-5350 MHz or 5470-5725 MHz bands. For 802.11 devices, the test frequency must contain control signals. This can be verified by disabling channel loading and monitoring the spectrum analyzer. If no control signals are detected, another frequency must be selected within the emission bandwidth where control signals are detected.
- b) In case the EUT is a Master Device, a U-NII device operating as a Client Device will be used and it is assumed that the Client will associate with the EUT (Master). For radiated tests, the emissions of the Radar Waveform generator will be directed towards the Master Device. If the Master Device has antenna gain, the main beam of the antenna will be directed toward the radar emitter. Vertical polarization is used for testing.
- c) The TCP protocol unicast data stream was generated by the iperf software command line with at least 17% activity ratio over any 100ms period.
- d) Timing plots are reported with calculations demonstrating a minimum channel loading of approximately 17% or greater. For example, channel loading can be estimated by setting the spectrum analyzer for zero span and approximate the Time On/ (Time On + Off Time).
- e) At time T<sub>0</sub> the Radar Waveform generator sends a Burst of pulses for one of the Short Pulse Radar Types 1-4 at DFS Detection Threshold levels on the Operating Channel. An additional 1 dB is added to the radar test signal to ensure it is at or above the DFS Detection Threshold, accounting for equipment variations/errors.
- f) Observe the transmissions of the EUT at the end of the radar Burst on the Operating Channel for duration greater than 10 seconds. Measure and record the transmissions from the EUT during the observation time (Channel Move Time). Measure and record the Channel Move Time and Channel Closing Transmission Time if radar detection occurs.
- g) When operating as a Master Device, monitor the EUT for more than 30 minutes following instant T<sub>2</sub> to verify that the EUT does not resume any transmissions on this Channel. Perform this test once and record the measurement result.

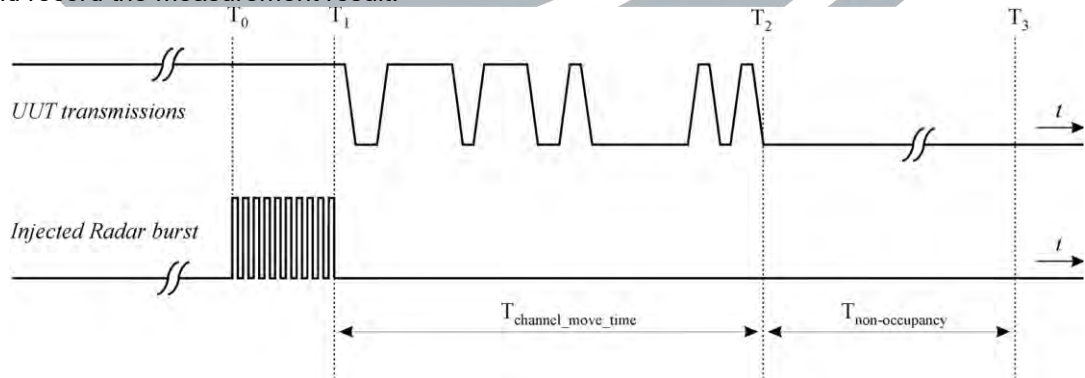


Figure 17: Channel Closing Transmission Time, Channel Move Time and Non-Occupancy Period

**Shenzhen UnionTrust Quality and Technology Co., Ltd.**

Address: Unit D/E of 9/F and 16/F, Block A, Building 6, Baoneng science and technology park, Longhua district, Shenzhen, China

Tel: +86-755-28230888

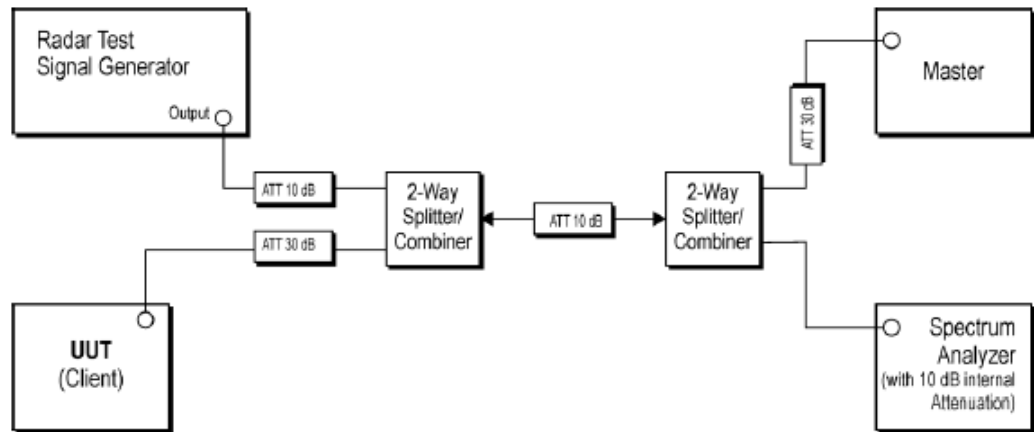
Fax: +86-755-28230886

E-mail: info@uttlab.com

<http://www.uttlab.com>

UTTR-RF-FCCPART15.407-V1.1

**Conducted test setup**



**Setup for Client with injection at the Master**

**Equipment Used:** Refer to section 3 for details.

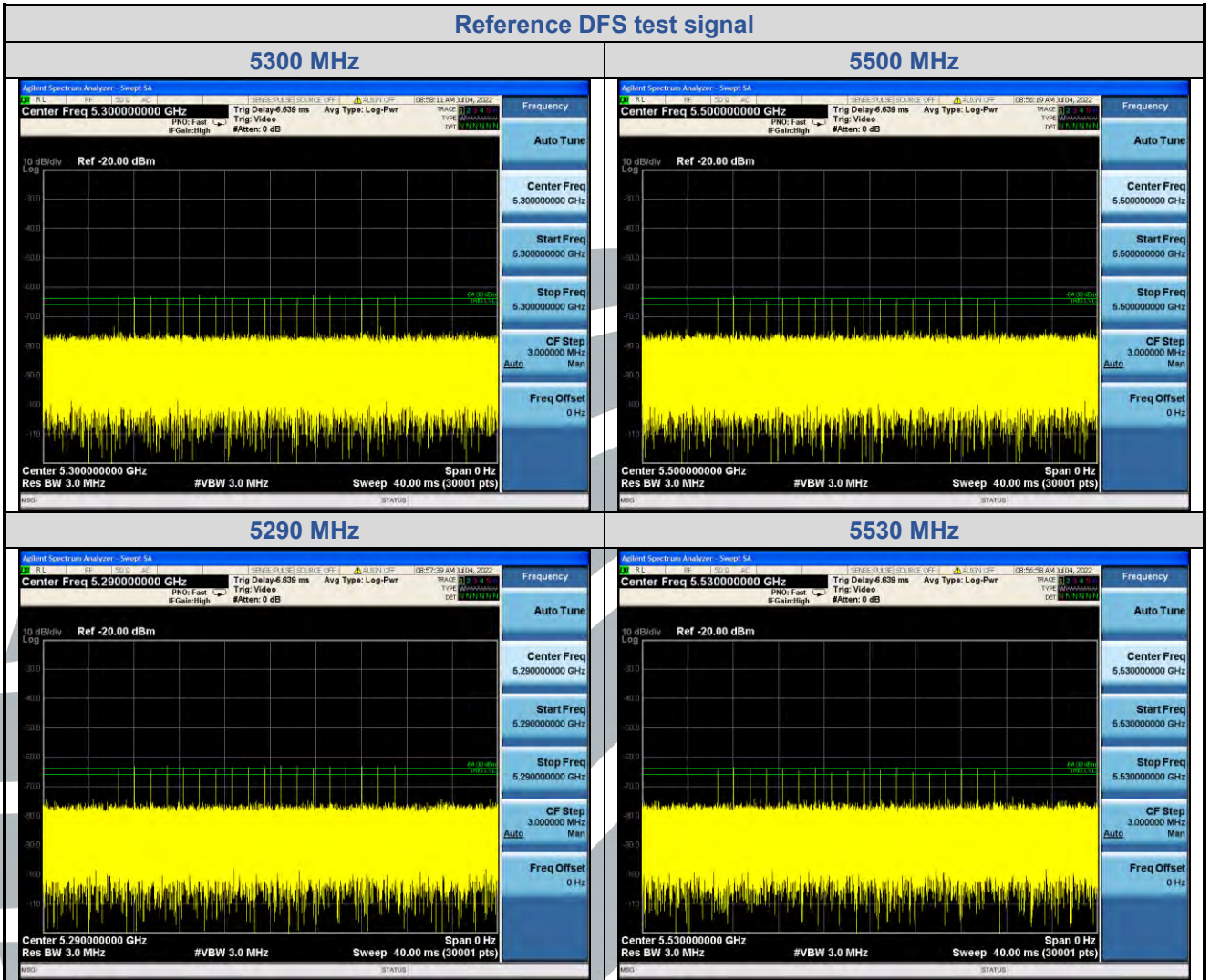
**Test Result:** Result of Channel Move Time, Channel Closing Transmission Time and Non-Occupancy Period for Client Beacon Test

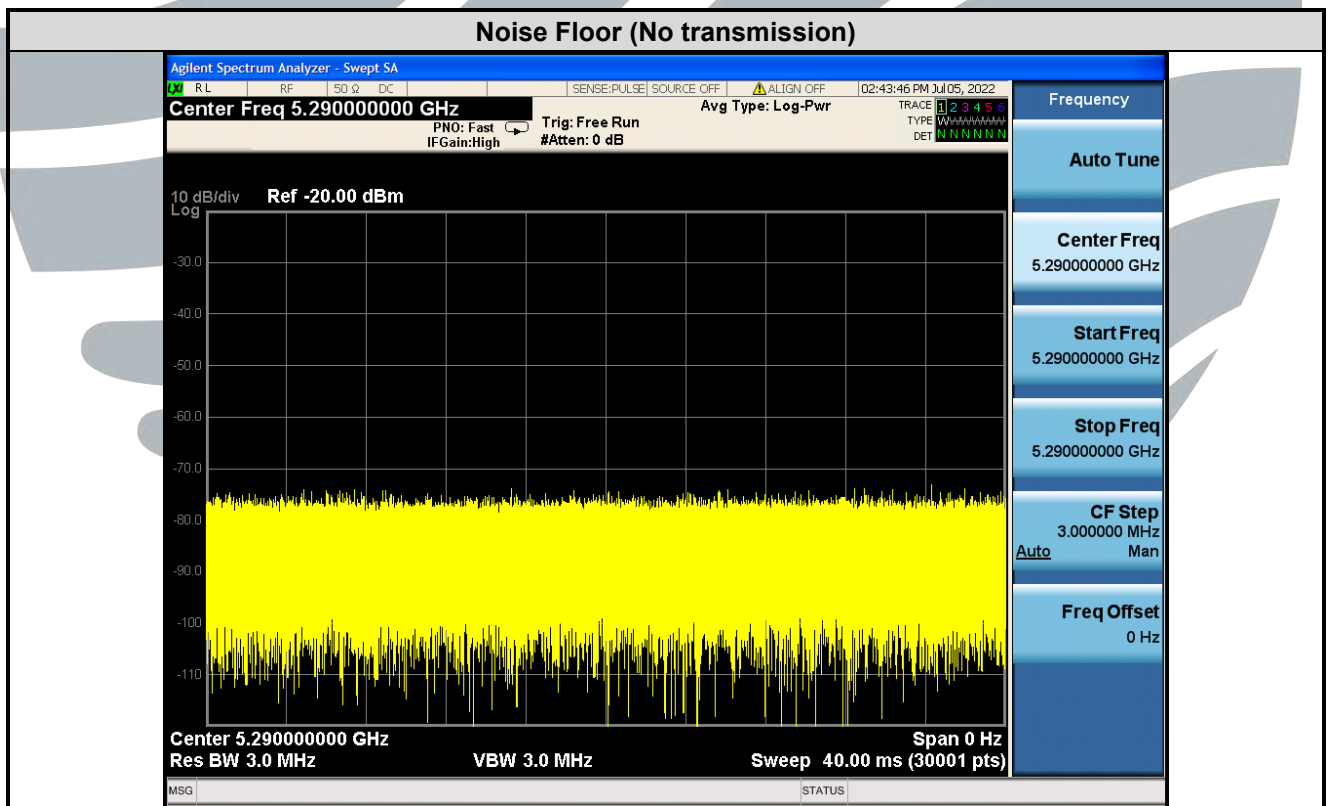
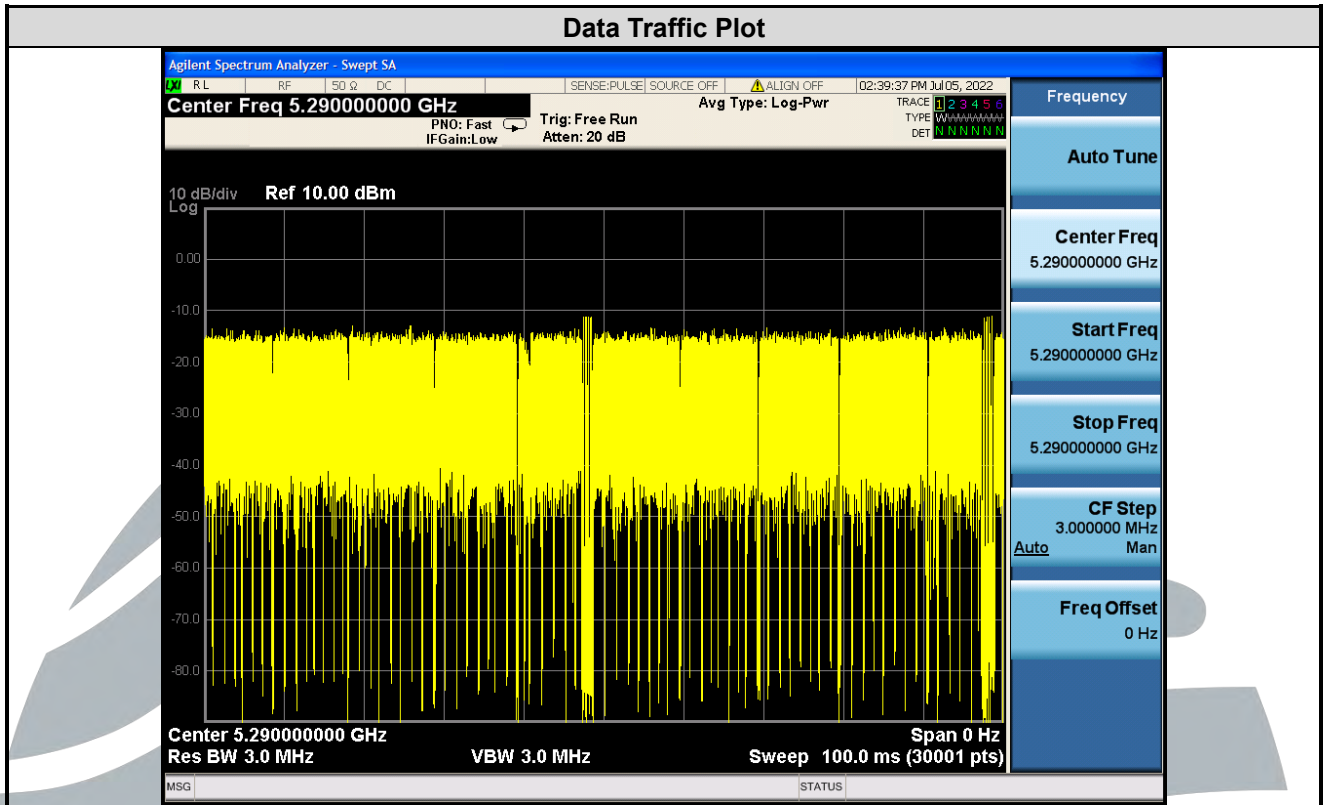
**The measurement data as follows:**

BW / Channel	Test Item	Test Result	Limit	Pass/Fail
20 MHz / 5300 MHz	Channel Move Time	0.7598 s	< 10s	Pass
	Channel Closing Transmission Time	4.4 ms	< 200+60ms	Pass
	Non-Occupancy Period	No transmission	30 minutes	Pass
20 MHz / 5500 MHz	Channel Move Time	0.7916 s	< 10s	Pass
	Channel Closing Transmission Time	6.8 ms	< 200+60ms	Pass
	Non-Occupancy Period	No transmission	30 minutes	Pass
80 MHz / 5290 MHz	Channel Move Time	0.7966 s	< 10s	Pass
	Channel Closing Transmission Time	5.2 ms	< 200+60ms	Pass
	Non-Occupancy Period	No transmission	30 minutes	Pass
80 MHz / 5530 MHz	Channel Move Time	0.7948 s	< 10s	Pass
	Channel Closing Transmission Time	8.4 ms	< 200+60ms	Pass
	Non-Occupancy Period	No transmission	30 minutes	Pass

Radar Waveform calibration Plot

Reference DFS test signal





**Shenzhen UnionTrust Quality and Technology Co., Ltd.**

Address: Unit D/E of 9/F and 16/F, Block A, Building 6, Baoneng science and technology park, Longhua district, Shenzhen, China

Tel: +86-755-28230888

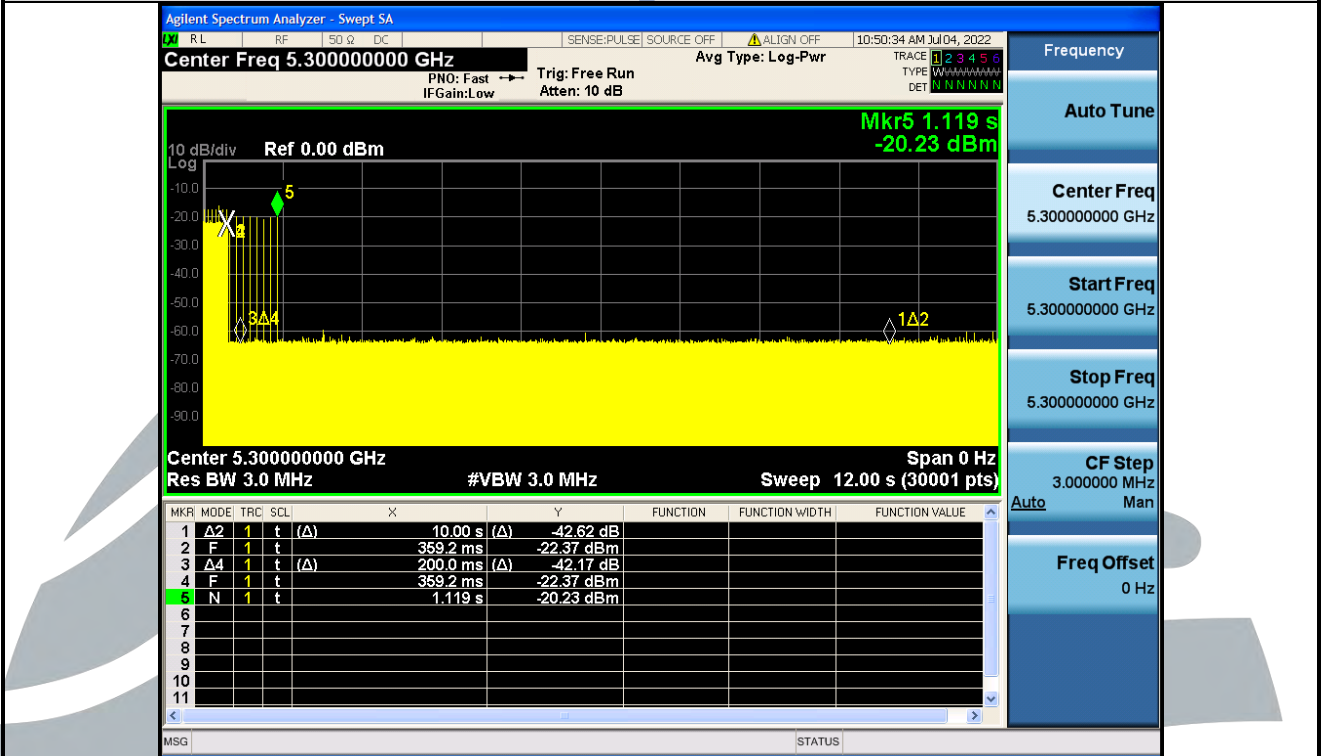
Fax: +86-755-28230886

E-mail: info@uttlab.com

<http://www.uttlab.com>

UTTR-RF-FCCPART15.407-V1.1

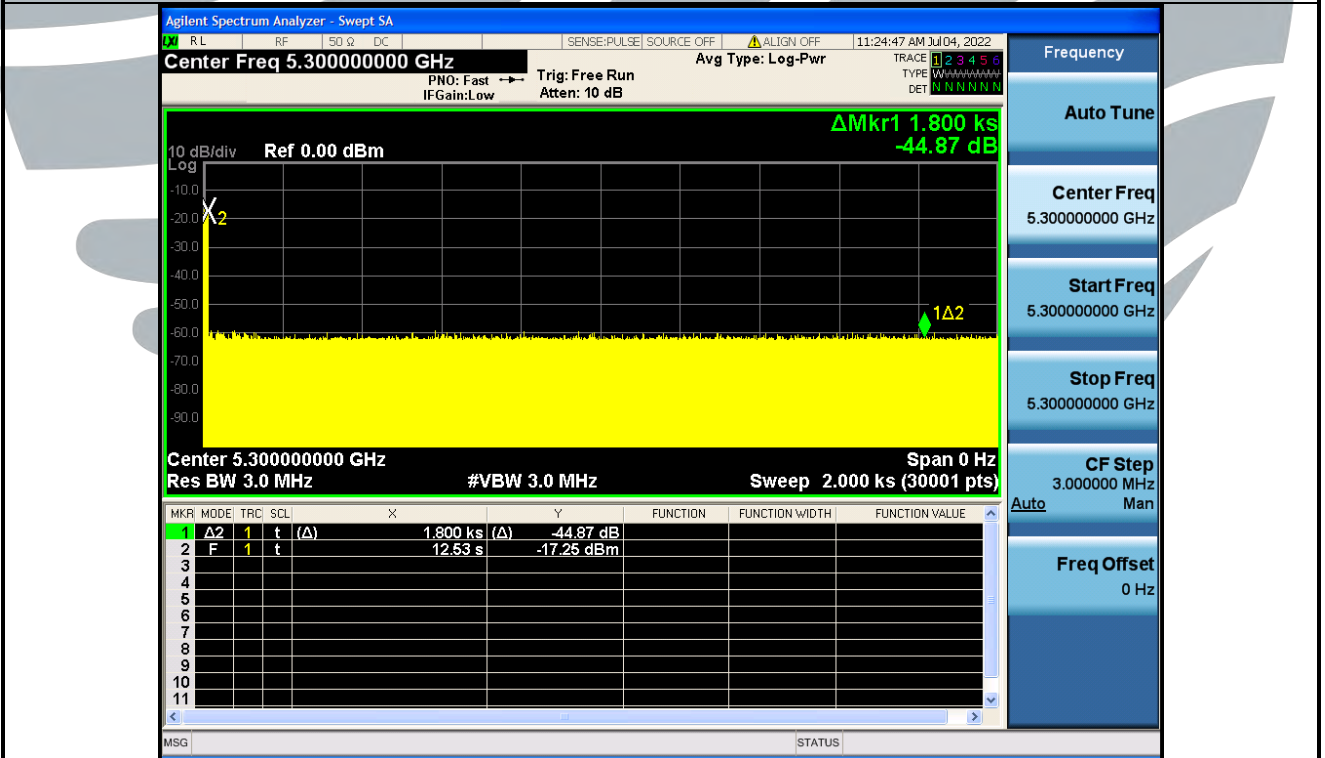
## Channel Move Time & Channel Closing Transmission Time 802.11a\_5300 MHz



**Note:**

- 1) Mark1 Time: 359.2 ms, Mark2 Time: 10359.2 ms, Ontime Points: 11
- 2) Dwell = S/B = 12000ms/30000 = 0.4 ms, C = N x Dwell = 11 x 0.4 = 4.4ms
- 3) CMT = 1.119 s – 0.3592 s = 0.7598s

## Non-Occupancy Period\_802.11a\_CH60\_5300 MHz



**Shenzhen UnionTrust Quality and Technology Co., Ltd.**

Address: Unit D/E of 9/F and 16/F, Block A, Building 6, Baoneng science and technology park, Longhua district, Shenzhen, China

Tel: +86-755-28230888

Fax: +86-755-28230886

E-mail: info@uttlab.com

<http://www.uttlab.com>

UTTR-RF-FCCPART15.407-V1.1

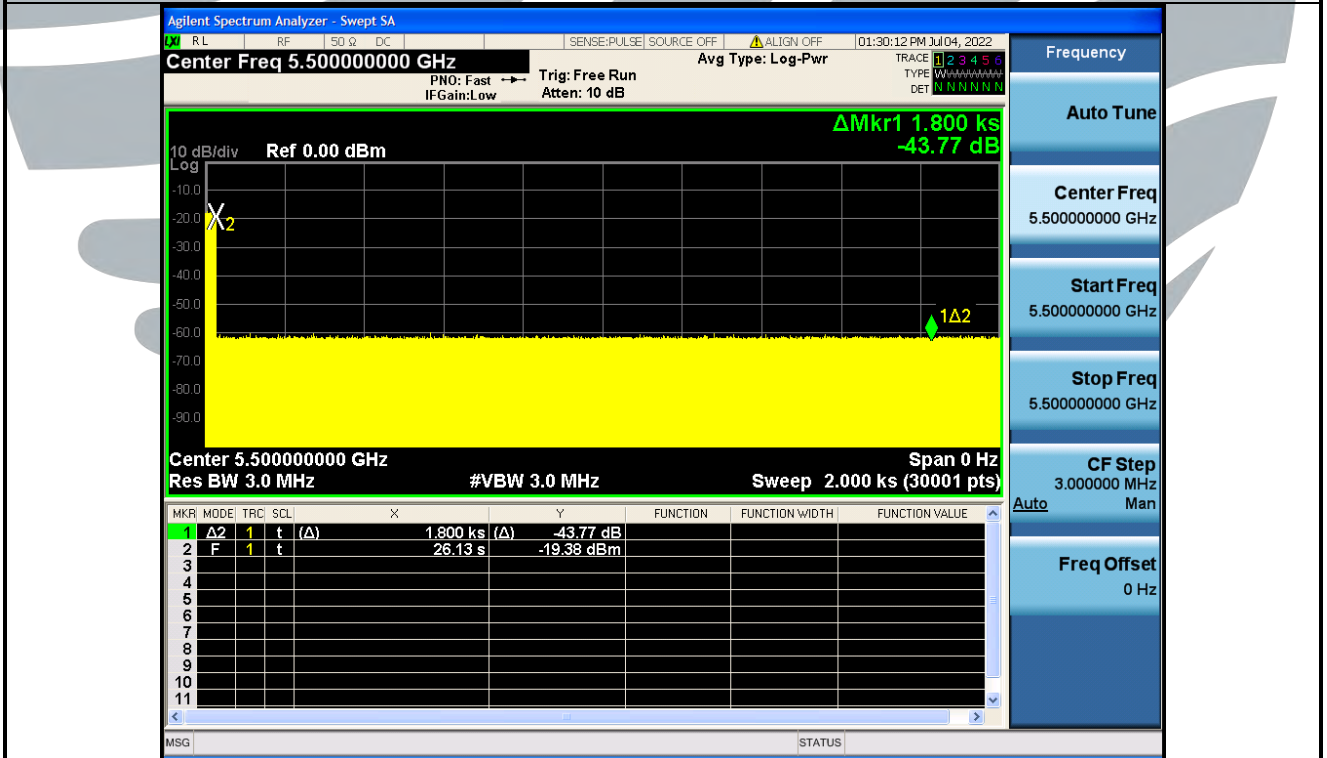
Channel Move Time & Channel Closing Transmission Time  
802.11a\_5500 MHz



Note:

- 4) Mark1 Time: 350.4 ms, Mark2 Time: 10350.4 ms, OnTime Points: 17
- 5) Dwell = S/B = 12000ms/30000 = 0.4 ms, C = N x Dwell = 17 x 0.4 = 6.8ms
- 6) CMT = 1.142 s – 0.3504 s = 0.7916s

Non-Occupancy Period\_802.11a\_CH100\_5500 MHz



Shenzhen UnionTrust Quality and Technology Co., Ltd.

Address: Unit D/E of 9/F and 16/F, Block A, Building 6, Baoneng science and technology park, Longhua district, Shenzhen, China

Tel: +86-755-28230888

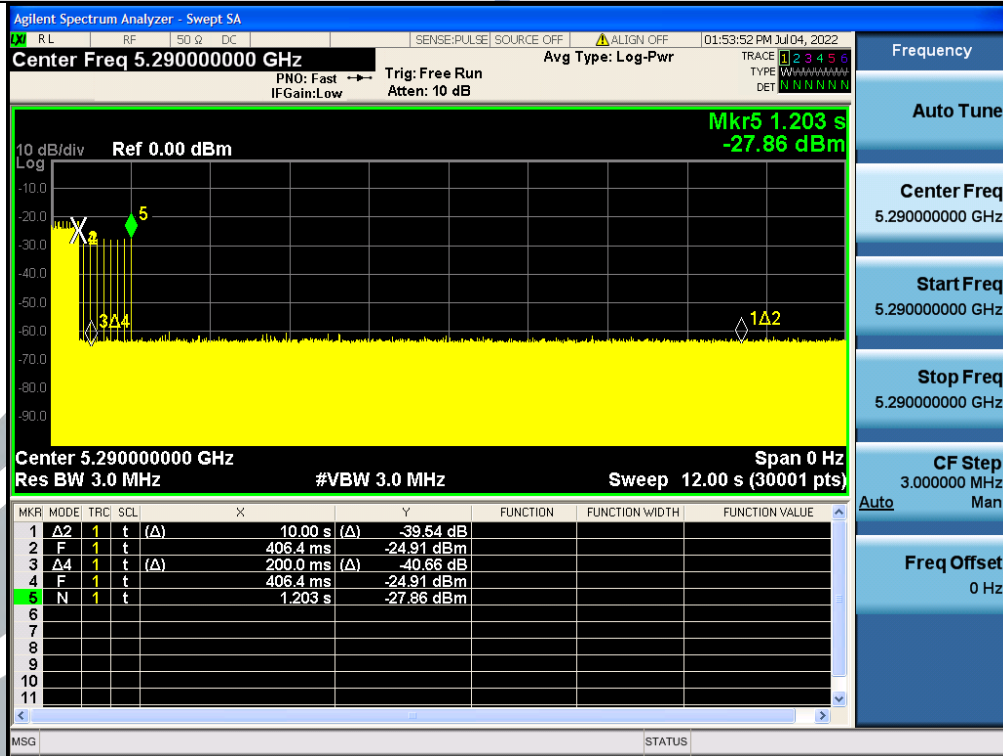
Fax: +86-755-28230886

E-mail: info@uttlab.com

<http://www.uttlab.com>

UTTR-RF-FCCPART15.407-V1.1

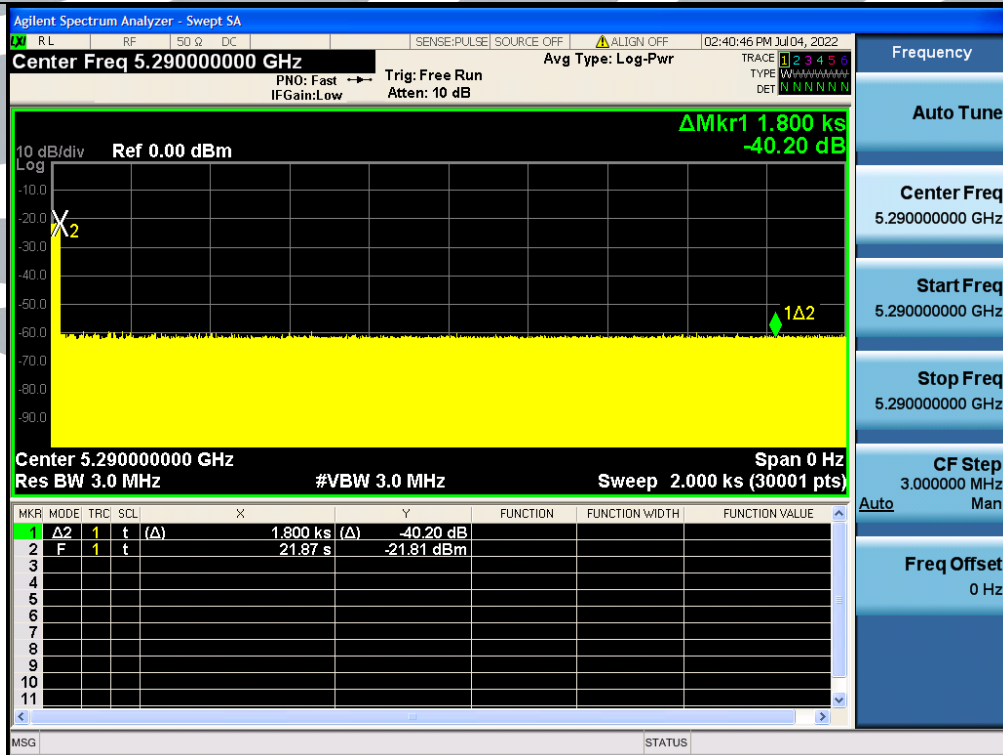
## Channel Move Time & Channel Closing Transmission Time 802.11ac\_5290 MHz



**Note:**

- 7) Mark1 Time: 406.4 ms, Mark2 Time: 10406.4 ms, Ontime Points: 13
- 8) Dwell = S/B = 12000ms/30000 = 0.4 ms, C = N x Dwell = 13 x 0.4 = 5.2ms
- 9) CMT = 1.203 s – 0.4064 s = 0.7966s

## Non-Occupancy Period\_802.11ac\_CH58\_5290 MHz



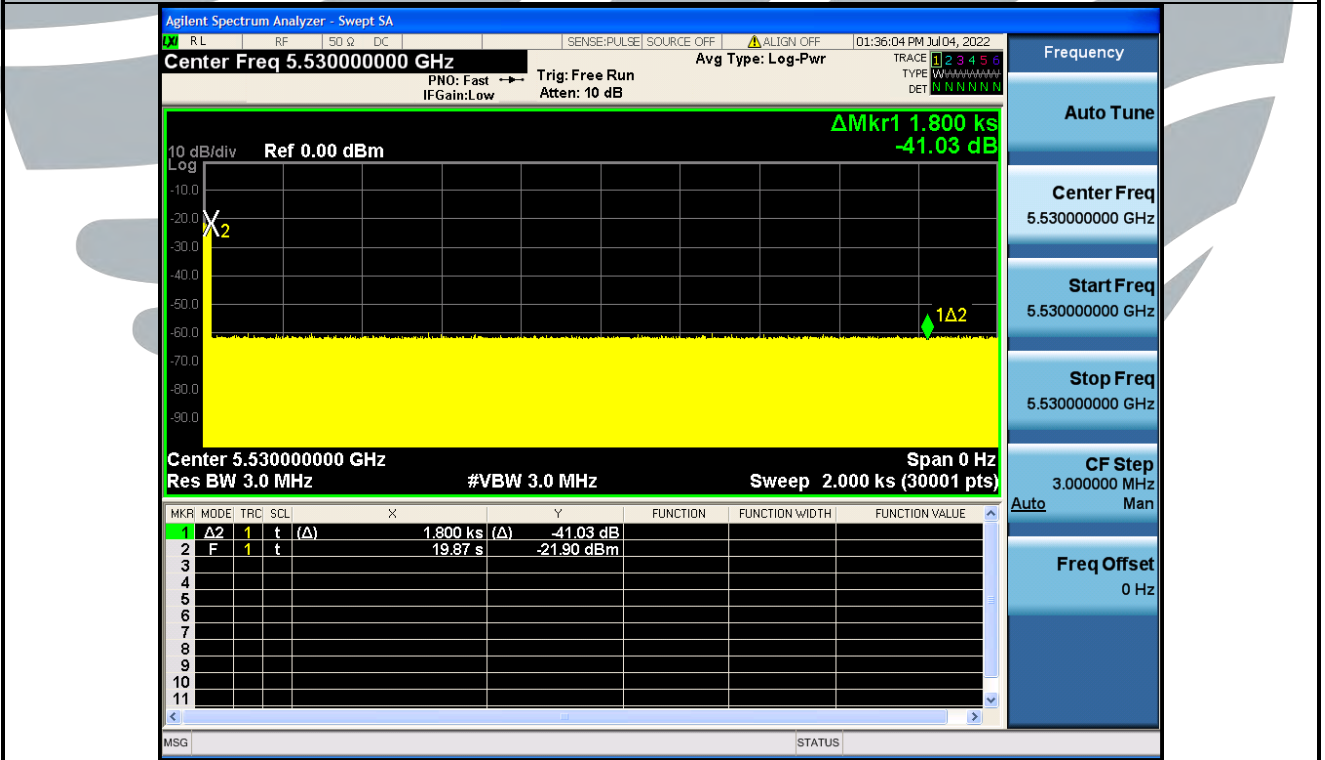
Channel Move Time & Channel Closing Transmission Time  
802.11ac\_5530 MHz



Note:

- 10) Mark1 Time: 307.2 ms, Mark2 Time: 10307.2 ms, Ontime Points: 21
- 11) Dwell = S/B = 12000ms/30000 = 0.4 ms, C = N x Dwell = 21 x 0.4 = 8.4ms
- 12) CMT = 1.102 s – 0.3072 s = 0.7948s

Non-Occupancy Period\_802.11ac\_CH106\_5530 MHz



Shenzhen UnionTrust Quality and Technology Co., Ltd.

Address: Unit D/E of 9/F and 16/F, Block A, Building 6, Baoneng science and technology park, Longhua district, Shenzhen, China

Tel: +86-755-28230888

Fax: +86-755-28230886

E-mail: info@uttlab.com

<http://www.uttlab.com>

UTTR-RF-FCCPART15.407-V1.1



### 5.9 AC POWER LINE CONDUCTED EMISSION

**Test Requirement:** FCC 47 CFR Part 15 Subpart C Section 15.207

**Test Method:** ANSI C63.10-2013 Section 6.2

**Limits:**

Frequency range (MHz)	Limits (dB(μV))	
	Quasi-peak	Average
0,15 to 0,50	66 to 56	56 to 46
0,50 to 5	56	46
5 to 30	60	50

**Remark:**

1. The lower limit shall apply at the transition frequencies.
2. The limit decreases linearly with the logarithm of the frequency in the range 0.15 to 0.50 MHz.

**Test Setup:** Refer to section 4.4.2 for details.

**Test Procedures:**

Test frequency range :150KHz-30MHz

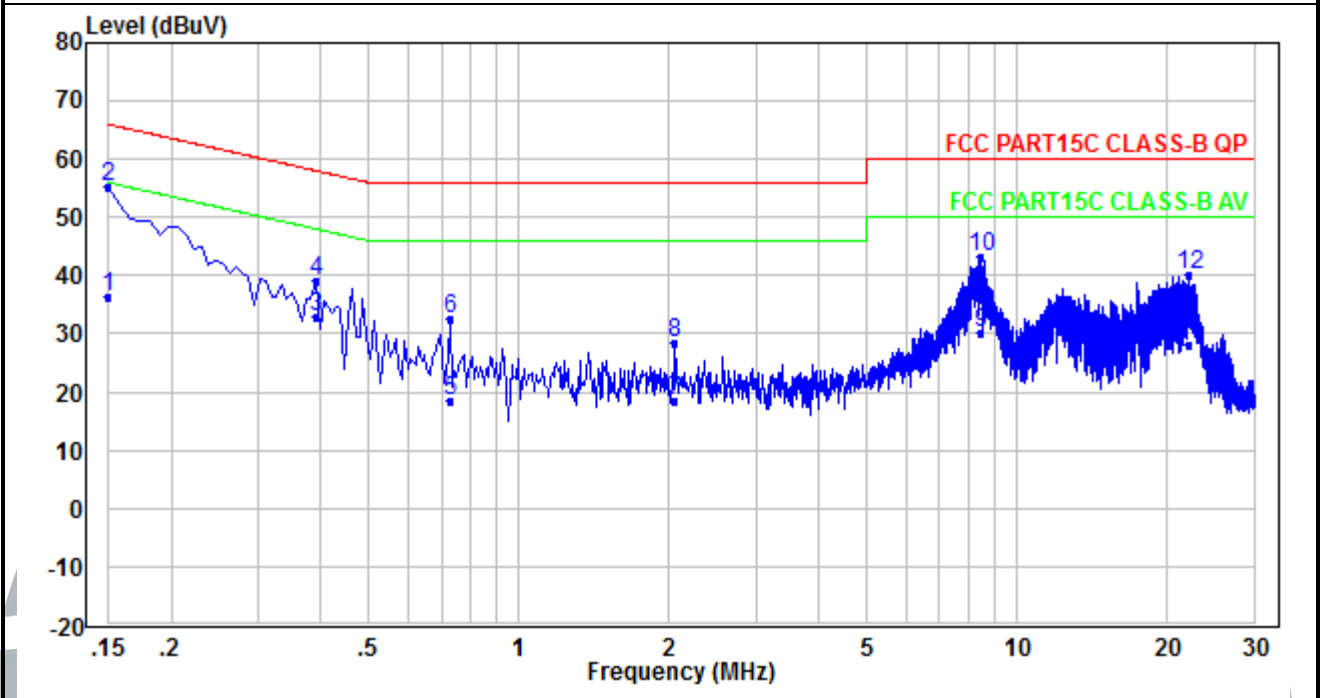
- 1) The mains terminal disturbance voltage test was conducted in a shielded room.
- 2) The EUT was connected to AC power source through a LISN 1 (Line Impedance Stabilization Network) which provides a 50Ω/50μH + 5Ω linear impedance. The power cables of all other units of the EUT were connected to a second LISN 2, which was bonded to the ground reference plane in the same way as the LISN 1 for the unit being measured. A multiple socket outlet strip was used to connect multiple power cables to a single LISN provided the rating of the LISN was not exceeded.
- 3) The tabletop EUT was placed upon a non-metallic table 0.8m above the ground reference plane. And for floor-standing arrangement, the EUT was placed on the horizontal ground reference plane,
- 4) The test was performed with a vertical ground reference plane. The rear of the EUT shall be 0.4 m from the vertical ground reference plane. The vertical ground reference plane was bonded to the horizontal ground reference plane. The LISN 1 was placed 0.8 m from the boundary of the unit under test and bonded to a ground reference plane for LISNs mounted on top of the ground reference plane. This distance was between the closest points of the LISN 1 and the EUT. All other units of the EUT and associated equipment was at least 0.8 m from the LISN 2.
- 5) In order to find the maximum emission, the relative positions of equipment and all of the interface cables must be changed according to ANSI C63.10 on conducted measurement.

**Equipment Used:** Refer to section 3 for details.

**Test Result:** Pass

The measurement data as follows:  
 Quasi Peak and Average:  
 Mode: WIFI Link

Live Line



No.	Frequency (MHz)	Reading (dBuV)	Correction factor (dB)	Result (dBuV)	Limit (dBuV)	Margin (dB)	Detector
1	0.150	26.07	10.12	36.19	56.00	-19.81	Average
2	0.150	45.07	10.12	55.19	66.00	-10.81	QP
3	0.390	22.82	10.12	32.94	48.06	-15.12	Average
4	0.390	28.82	10.12	38.94	58.06	-19.12	QP
5	0.726	8.45	10.18	18.63	46.00	-27.37	Average
6	0.726	22.45	10.18	32.63	56.00	-23.37	QP
7	2.062	8.27	10.24	18.51	46.00	-27.49	Average
8	2.062	18.27	10.24	28.51	56.00	-27.49	QP
9	8.484	19.68	10.52	30.20	50.00	-19.80	Average
10	8.484	32.68	10.52	43.20	60.00	-16.80	QP
11	22.218	17.30	10.96	28.26	50.00	-21.74	Average
12	22.218	29.30	10.96	40.26	60.00	-19.74	QP

**Shenzhen UnionTrust Quality and Technology Co., Ltd.**

Address: Unit D/E of 9/F and 16/F, Block A, Building 6, Baoneng science and technology park, Longhua district, Shenzhen, China

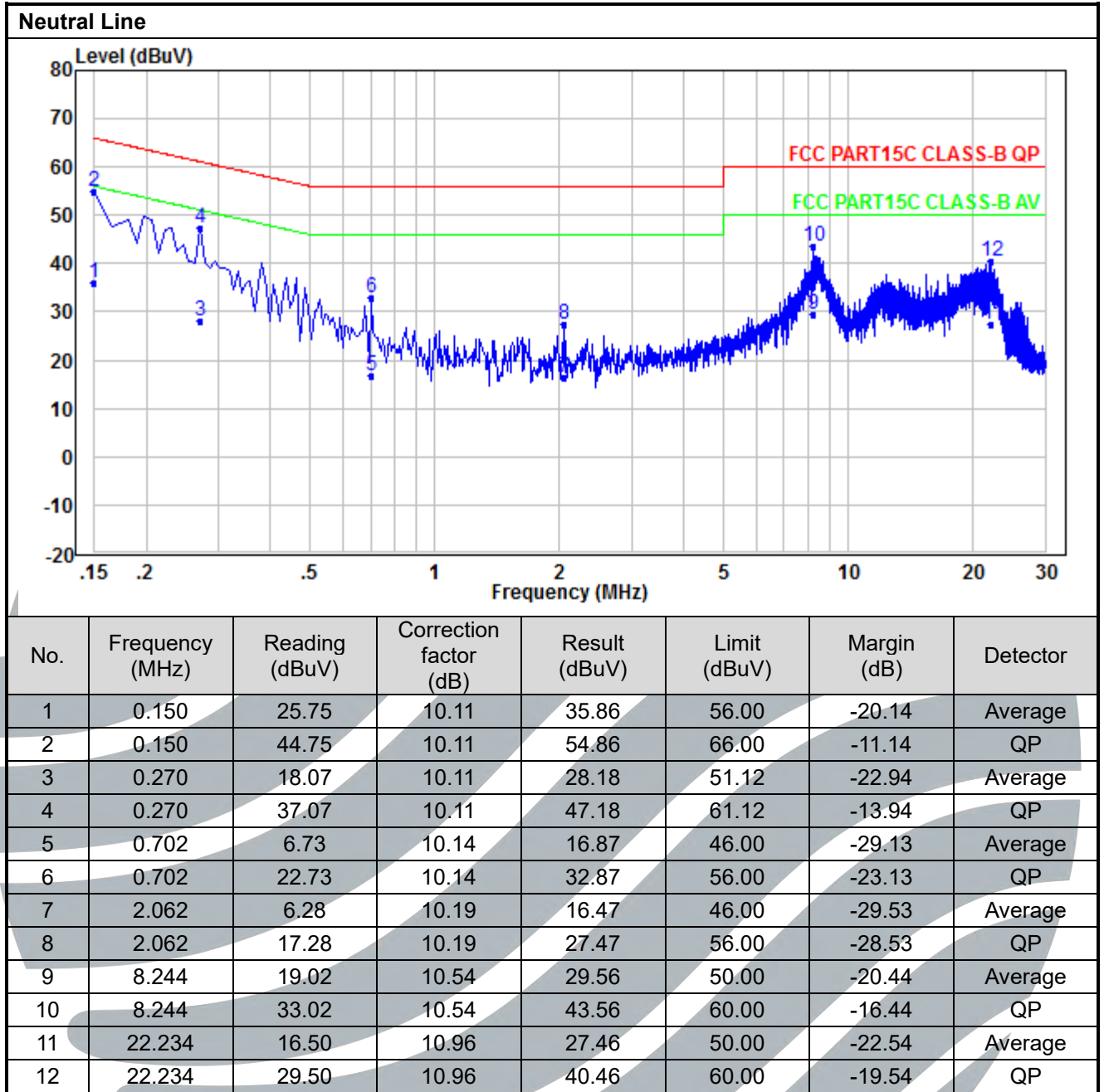
Tel: +86-755-28230888

Fax: +86-755-28230886

E-mail: info@uttlab.com

<http://www.uttlab.com>

UTTR-RF-FCCPART15.407-V1.1



**Remark:**

1. Correct Factor = LISN Factor + Cable Loss + Pulse Limiter Factor, the value was added to Original Receiver Reading by the software automatically.
2. Result = Reading + Correct Factor.
3. Margin = Result - Limit
4. An initial pre-scan was performed on the Phase and neutral lines with peak detector. Quasi-Peak and Average measurement were performed at the frequencies with maximized peak emission were detected.
5. All possible modes of operation were investigated, and testing at two nominal voltages of 240V/50Hz and 120V/60Hz, only the worst case emissions reported.

**Shenzhen UnionTrust Quality and Technology Co., Ltd.**

Address: Unit D/E of 9/F and 16/F, Block A, Building 6, Baoneng science and technology park, Longhua district, Shenzhen, China

Tel: +86-755-28230888

Fax: +86-755-28230886

E-mail: info@uttlab.com

<http://www.uttlab.com>

UTTR-RF-FCCPART15.407-V1.1

## APPENDIX 1 PHOTOS OF TEST SETUP

See test photos attached in Appendix 1 for the actual connections between Product and support equipment.

## APPENDIX 2 PHOTOS OF EUT CONSTRUCTIONAL DETAILS

Refer to Appendix 2 for EUT external and internal photos.

\*\*\* End of Report \*\*\*

---

---

The test report is effective only with both signature and specialized stamp. The result(s) shown in this report refer only to the sample(s) tested. Without written approval of UnionTrust, this report can't be reproduced except in full.

---

---