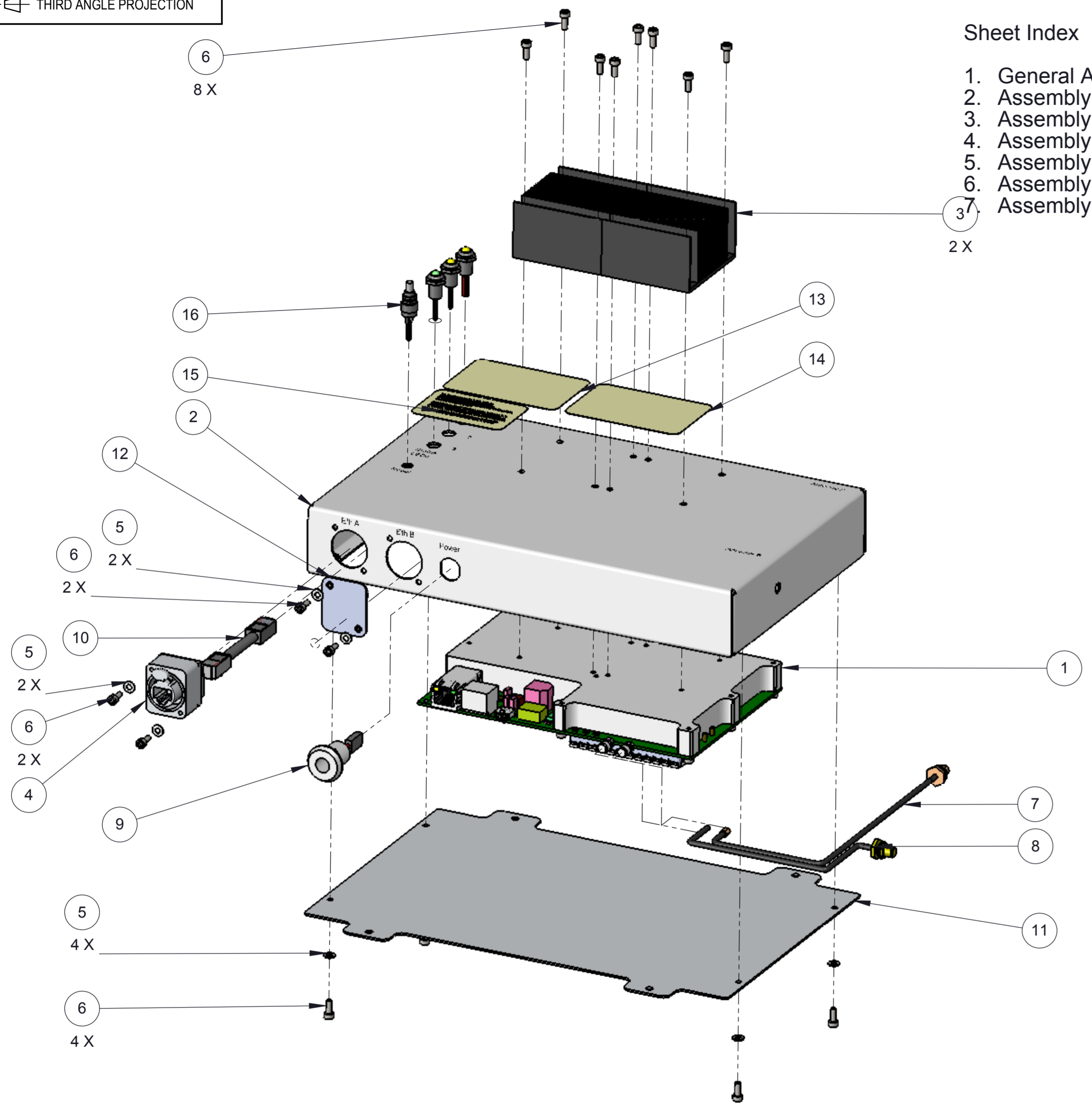


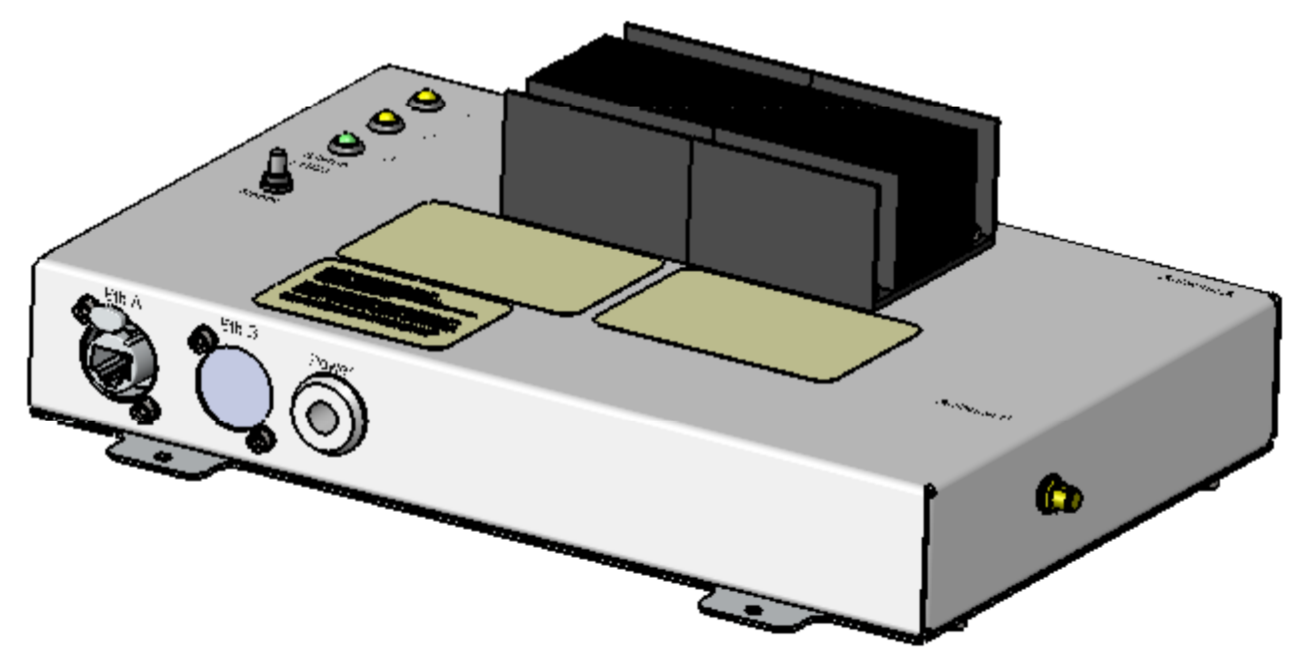
THIRD ANGLE PROJECTION



- Sheet Index
1. General Assembly
 2. Assembly Step 1
 3. Assembly Step 2
 4. Assembly Step 3
 5. Assembly Step 4
 6. Assembly Step 5
 - Assembly Step 6

ITEM NO.	PART NUMBER	Description	QTY.
1	P1838-SA-237	BCM PCB Sub Assembly	1
2	P1838-SA-242	BCM Enclosure Base Assembly	1
3	P1838-SK-645	Aavid Heatsink 241214B92200G	2
4	P1838-SK-729	Neutrik NE8FDP - Bulkhead Connector & Plug	1
5	P1838-SK-789	M3 Plain Washer	8
6	P1838-SK-263	M3x8 Torx Cap Head Screw ISO 14579	16
7	P1838-SK-1006	BCM Cable, Antenna A	1
8	P1838-SK-1007	BCM Cable, Antenna B	1
9	P1838-SA-267	BCM Power Cable Sub Assembly	1
10	P1838-SK-1169	Cat5e Cable C05-42F22P5P/GY Screened (100932) x 300mm	1
11	P1838-DP-1232	BCM Lid	1
12	P1838-SA-346	BCM Ethernet Blanking Plate Assembly	1
13	P1838-SK-1194	BCM Product Label	1
14	P1838-SK-1193	BCM Serial Number Label	1
15	P1838-DP-1242	RCOM FCC Safety Label	1
16	P1838-SA-364	BCM LED/Switch Cable Loom	1

See document P1838-ASS-001 for full assembly details.
 For cable specifications, see individual drawings.
 Assembly Steps shown on the following pages.
 Use appropriate ESD for handling electronics throughout.



DRAWING & MODEL FILE VERSION HISTORY IS KEPT IN PDMWorks, & CHANGE NOTES IN LotusNotes-DocMan. A "w" SHOWN AFTER THE ISSUE No. MEANS THE ITEM HAS BEEN MODIFIED SINCE LAST CHECK-IN.

DRG	ISSUE	REL. LEVEL	DATE FILE CHECKED-IN / BY	CHANGE NOTE No.	DATE APPROVED / BY
1.0	1.0	Controlled	09 October 2015 17:38:59 / mm2	P1838-CN-233	09-OCT-2015 / ADN
MODEL	1.0	Controlled	09 October 2015 17:38:52 / mm2	P1838-CN-233	09-OCT-2015 / ADN

DIM'S IN mm	STANDARD TOLERANCES WHOLE NUMBERS (eg 35) ± 0.5mm SINGLE DECIMAL (eg 3.5) ± 0.2mm DOUBLE DECIMAL (eg 3.52) ± 0.1mm WHOLE DEGREES (eg 90°) ± 1° DECIMAL DEGREES (eg 5.0°) ± 0.5°	COMMERCIALLY CONFIDENTIAL. This drawing contains ideas and information which are proprietary to Cambridge Consultants Ltd and / or Cambridge Consultants Inc. it is given to you in confidence. You are authorised to open and view any electronic copy we send you of this document within your organisation and to print a single copy. Otherwise the material may not in whole or in part be copied, stored electronically or communicated to third parties without the prior written agreement of Cambridge Consultants Ltd and / or Cambridge Consultants Inc.
SCALE 1:2	see BoM Table on Drawing	
MATERIAL	N/A	
FINISH	N/A	

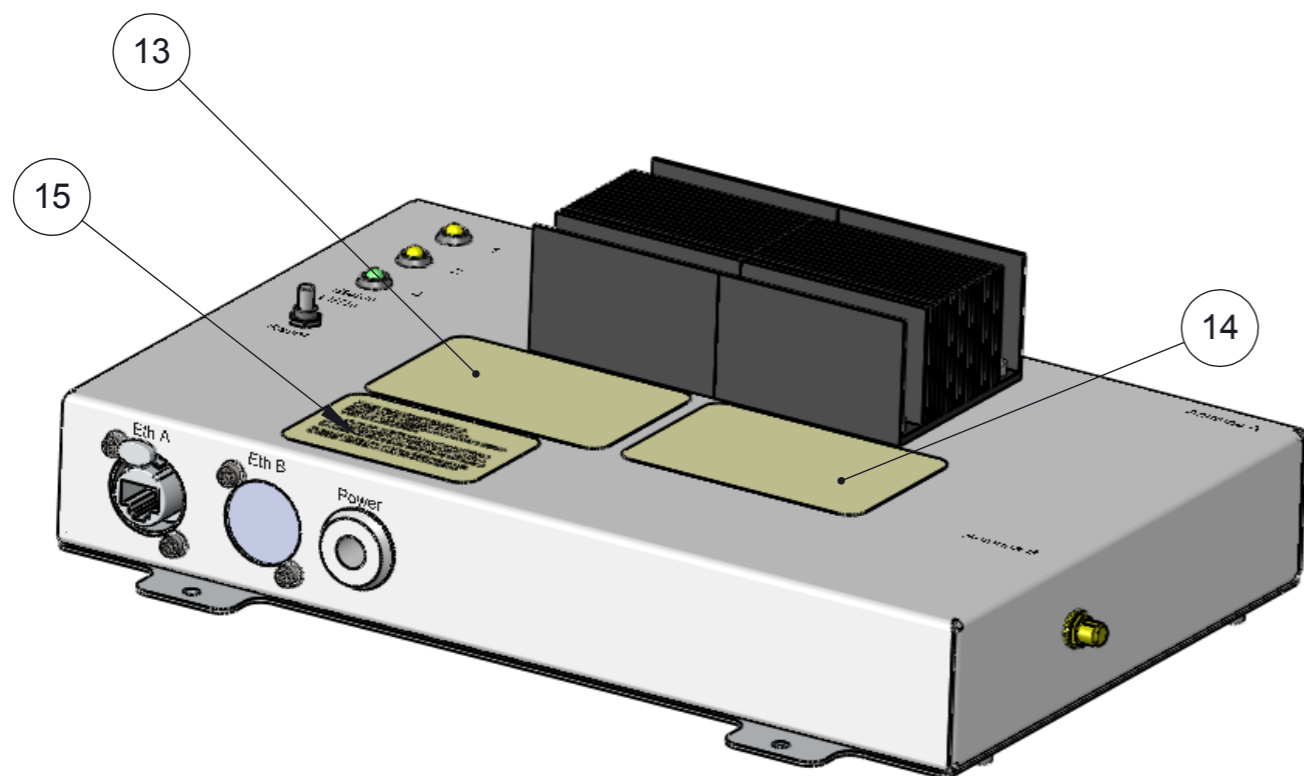
TITLE BCM Assembly			
SUPPLIER'S REF NONE		CLIENT'S REF NONE	
	SHEET 1	DRAWING No P1838-SA-358	SHEET SIZE A2
	OF 7		

THIRD ANGLE PROJECTION

Sheet Index

Refer to document P1838-ASS-001 for full assembly details.

1. General Assembly
2. Assembly Step 1
3. Assembly Step 2
4. Assembly Step 3
5. Assembly Step 4
6. Assembly Step 5
7. Assembly Step 6



ITEM NO.	PART NUMBER	Description	QTY.
1	P1838-SA-237	BCM PCB Sub Assembly	1
2	P1838-SA-242	BCM Enclosure Base Assembly	1
3	P1838-SK-645	Aavid Heatsink 241214B92200G	2
4	P1838-SK-729	Neutrik NE8FDP - Bulkhead Connector & Plug	1
5	P1838-SK-263	M3x8 Torx Cap Head Screw ISO 14579	16
6	P1838-SK-1006	BCM Cable, Antenna A	1
7	P1838-SK-1007	BCM Cable, Antenna B	1
8	P1838-SA-267	BCM Power Cable Sub Assembly	1
9	P1838-SK-789	M3 Plain Washer	8
10	P1838-SK-1169	Cat5e Cable C05-42F22P5P/GY Screened (100932) x 300mm	1
11	P1838-DP-1232	BCM Lid	1
12	P1838-SA-346	BCM Ethernet Blanking Plate Assembly	1
13	P1838-SK-1194	BCM Product Label	1
14	P1838-SK-1193	BCM Serial Number Label	1
15	P1838-DP-1242	RCOM FCC Safety Label	1
16	P1838-SA-364	BCM LED/Switch Cable Loom	1

Assembly Notes:

1. Attache labels, P1838-SK-1194, P1838-SK-1193 and P1838-DP-1242 in locations shown

DRAWING & MODEL FILE VERSION HISTORY IS KEPT IN PDMWorks, & CHANGE NOTES IN LotusNotes-DocMan. A "w" SHOWN AFTER THE ISSUE No. MEANS THE ITEM HAS BEEN MODIFIED SINCE LAST CHECK-IN.

DRG	ISSUE	REL. LEVEL	DATE FILE CHECKED-IN / BY	CHANGE NOTE No.	DATE APPROVED / BY
1.0	1.0	Controlled	09 October 2015 17:38:59 / mm2	P1838-CN-233	09-OCT-2015 / ADN
1.0	1.0	Controlled	09 October 2015 17:38:52 / mm2	P1838-CN-233	09-OCT-2015 / ADN

DIM'S IN mm		STANDARD TOLERANCES WHOLE NUMBERS (eg 35) ± 0.5mm SINGLE DECIMAL (eg 3.5) ± 0.2mm DOUBLE DECIMAL (eg 3.52) ± 0.1mm WHOLE DEGREES (eg 90°) ± 1° DECIMAL DEGREES (eg 5.0°) ± 0.5°		COMMERCIALLY CONFIDENTIAL. This drawing contains ideas and information which are proprietary to Cambridge Consultants Ltd and / or Cambridge Consultants Inc: it is given to you in confidence. You are authorised to open and view any electronic copy we send you of this document within your organisation and to print a single copy. Otherwise the material may not in whole or in part be copied, stored electronically or communicated to third parties without the prior written agreement of Cambridge Consultants Ltd and / or Cambridge Consultants Inc.		TITLE <h2 style="text-align: center;">BCM Assembly</h2>			
SCALE 1:2						SUPPLIER'S REF <h3 style="text-align: center;">NONE</h3>		CLIENT'S REF <h3 style="text-align: center;">NONE</h3>	
MATERIAL <h2 style="text-align: center;">see BoM Table on Drawing</h2>						SHEET 7 OF 7		DRAWING No <h1 style="text-align: center;">P1838-SA-358</h1>	
FINISH <h2 style="text-align: center;">N/A</h2>								SHEET SIZE <h1 style="text-align: center;">A3</h1>	