




AC POWERLINE CONDUCTED EMISSIONS




FIELD STRENGTH OF FUNDAMENTAL




FIELD STRENGTH OF FUNDAMENTAL




FIELD STRENGTH OF FUNDAMENTAL




FIELD STRENGTH OF SPURIOUS EMISSIONS LESS THAN 30 MHz




FIELD STRENGTH OF SPURIOUS EMISSIONS LESS THAN 30 MHz




FIELD STRENGTH OF SPURIOUS EMISSIONS LESS THAN 30 MHz





FIELD STRENGTH OF SPURIOUS EMISSIONS GREATER THAN 30 MHz



FIELD STRENGTH OF SPURIOUS EMISSIONS GREATER THAN 30 MHz



FIELD STRENGTH OF SPURIOUS EMISSIONS GREATER THAN 30 MHz



DIRECT CONNECT

