

BS11 说明书印刷图档

成型尺寸: 100×80mm
材质: 105g 铜版纸+过哑油
印刷: 3C
成型方式: 骑马订-16P
比例: 1B1

备注: 此页不在印刷范围内!
(本页内容工程师不需要填写)

 广州视源电子科技股份有限公司 Guangzhou Shiyuan Electronics Co.,LTD.			
文件图号	BS11-A23-H45102-V1.0-SCEPTRE	本页内容	说明书
设计		审核	

McCaronTM



 Wireless Speaker By Sceptre®
© | User's Manual I

WARNINGS and CAUTIONS

- To reduce the risk of fire or electric shock, do not expose this product to rain or moisture. The product shall not be exposed to dripping or splashing, and objects filled with liquids, such as vases, shall not be placed on or near the product. As with any electronic products, use care not to spill liquids into any part of the product. Liquids can cause a failure and/or a fire hazard.
- The power supply must be used indoors only. It is neither designed nor tested for use outdoors, in recreation vehicles, or on boats.
- Make no modifications to the product or accessories. Unauthorized alterations may compromise safety, regulatory compliance, and system performance, and may void the warranty.
- Where the main plug or appliance coupler is used as the disconnect device, such disconnect device shall remain readily operable.
- Do not place any naked flame sources, such as lighted candles, on or near the apparatus.

SAFETY INFORMATION

- Do not continue charging the battery if it does not reach full charge within 10 hours. Overcharging may cause the battery to become hot, rupture, or ignite. If you see any heat deformation or leakage, properly dispose of the battery.
- Do not attempt to charge the battery in temperatures outside the range of 32°-104°F (0°-40°C).
- Keep batteries out of the reach of children and pets.
- If the battery begins to leak, do not allow the liquid to come in contact with your skin or eyes. If contact has been made, wash the affected area with plenty of water and seek medical advice immediately.
- Do not step on, throw, or drop batteries or the power supply or expose them to a strong shock. Do not pierce, crush, dent, or deform the batteries or power supply in any way. If either becomes deformed, properly dispose of it.
- Do not dismantle, open, or shred the battery. Do not expose the product or battery to excessive heat, including direct sunlight or fire and storage or use inside cars in hot weather, where it can be exposed to

SAFETY INFORMATION

temperatures in excess of 140°F (60°C).

Doing so may cause the battery and power supply to generate heat, rupture, or ignite.

Using the product in this manner also may result in a loss of performance and a shortened life expectancy.

- If the battery is damaged and ignites, do not use water to extinguish flames. Instead, use a functioning fire extinguisher.
- Do not short-circuit batteries. Avoid storing them around metal objects such as keys, pocket change, paper clips, and jewelry.
- The battery is intended to be used only with the Sceptre product.
- The cells in the batteries perform best when operating at normal room temperature, 70°F (20°C).
- Do not replace the internal battery on your own. Do not replace the internal battery with third party batteries. Sceptre cannot warrant the safety and compatibility or assure the operability of batteries from other manufacturers for use in operating the McCaron™.
- Long-term exposure to loud music may cause hearing damage. It is best to avoid extreme volume when listening to audio for

extended periods.

To return a system battery for recycling, contact Sceptre or your Sceptre dealer. In the United States call 1-800-788-2878 or visit the Sceptre® website at www.SCEPTRE.com.



Please dispose of a used or damaged battery promptly and properly, following all local regulations. Do not incinerate.



SAFETY INFORMATION

Important Safety Instructions

1. Read these instructions – for all components before using this product.
2. Keep these instructions – for future reference.
3. Heed all warnings – on the product and in the user's guide.
4. Follow all instructions.
5. Do not use this apparatus near water or moisture – Do not use this product near a bathtub, washbowl, kitchen sink, laundry tub, in a wet basement, near a swimming pool, or anywhere else that water is present.
Clean only with a dry cloth – and as directed by Sceptre Inc. Unplug this product from the wall outlet before cleaning.
7. Do not block any ventilation openings. Install in accordance with the manufacturer's instructions – To ensure reliable operation of the product and to protect it from overheating, put the product in a position and location that will not interfere with its proper ventilation. For example, do not place the product on a bed, sofa,

- or similar surface that may block the ventilation openings. Do not put it in a built-in system, such as bookcase or a cabinet that may keep air from flowing through its ventilation openings.
8. Do not install near any heat sources, such as radiators, heat registers, stoves, or other apparatus (including amplifiers) that produce heat.
 9. Only use attachments / accessories specified by the manufacturer.
 10. Protect the power cord from being walked on or pinched, particularly at plugs, convenience receptacles, and the point where they exit from the apparatus.
 11. Unplug this apparatus during lightning storms or when unused for long periods of time – to prevent damage to this product.
 12. To prevent risk of fire or electric shock, avoid overloading wall outlets, extension cords, or integral convenience receptacles.
 13. Refer all servicing to qualified service personnel. Servicing is required when the apparatus has been damaged in any way; such as USB cord is damaged;

SAFETY INFORMATION

liquid has been spilled or objects have fallen into the apparatus; the apparatus has been exposed to rain or moisture, do not operate normally, or has been dropped – Do not attempt to service this product yourself. Opening the enclosure may expose you to dangerous voltages or other hazards. Please call SCEPTRE for service.

14. DO not let objects or liquids enter the product – as they may touch dangerous voltage points or short-out parts that could result in a fire or electric shock.
15. See product enclosure for safety-related markings.
16. Use proper power sources – Plug the product into a proper power source, as described in the operating instructions or as marked on the product.

Information about products that generate electrical noise

The McCaron™ Wireless Mobile speaker complies with FCC and Industry Canada RF radiation exposure limits set forth for general population. The system must not be co-located

or operating in conjunction with any other antennas or transmitters.

This device complies with Part 15 of the FCC Rules.

Operation is subject to the following two conditions:

- (1) This device may not cause harmful interference.
- (2) This device must accept any interference received, including interference that may cause undesired operation.

USA

This equipment has been tested and found to comply with the limits for a Class B digital device, pursuant to Part 15 of the FCC rules. These limits are designed to provide reasonable protection against harmful interference in a residential installation. This equipment generates, uses, and can radiate radio frequency energy and, if not installed and used in accordance with the instructions, may cause harmful interference to radio communications. However this is no guarantee that interference will not occur in a particular installation. If this equipment does cause harmful interference to radio or television

SAFETY INFORMATION

reception, which can be determined by turning the equipment off and on, you are encouraged to try to correct the interference by one or more of the following measures:

Re-orient or relocate receiving antenna.
Increase the separation between the equipment and receiver.

Connect the equipment to an outlet on a different circuit than the one to which the receiver is connected.

Consult the dealer or an experienced radio/TV technician for help.

Any changes to this device not expressly approved by Sceptre Inc may void the user's authority to operate this device.

Canada

This digital apparatus complies with the Canadian ICES-003 Class B specification. The radio communication device incorporated into this apparatus meets all requirements of the Industry Canada standard RSS-210.

INTRODUCTION

Overview

Thanks for purchasing Sceptre's wireless mobile speaker McCaron™. You can now enjoy music or news wirelessly from your Bluetooth® enabled smartphone, tablet, or laptop. Please save the carton and packing materials in case they are needed to ship the product. If any part of the product appears to be damaged, do not attempt to use it. Contact your authorized Sceptre retailer immediately or call Sceptre Customer Service at 1-800-788-2878.

Features

- Wireless Bluetooth® link eliminates the need to dock or physically connect your Bluetooth® device.
- Rechargeable lithium-ion battery provides hours of music playing.

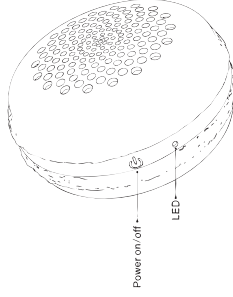
Package Contents

This carton should contain the following items:

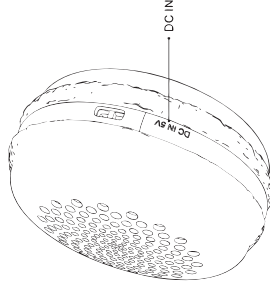
McCaron™ x 1
User's Manual x 1
USB to Micro-USB Cable x 1
Lanyard x 1

INTRODUCTION

Buttons and Functions



1. **Power on/off** - This button turns the wireless speaker on (with one short press) or off (with one long press).
2. **LED** - This indicator light shows the status of the wireless speaker (with solid blue when the speaker is turned on, blinking blue when the speaker is pairing, solid red when the speaker is about to turn off, and blinking red when recharging).



3. **DC IN** - Pry open the soft rubber cover to reveal the micro-USB receptacle for recharging the speaker.

OPERATIONS

General Operations

blinking) waiting to be paired with another device.

Turning On the Speaker

1. Turn on the speaker by pressing the power button.

Turning Off the Speaker

1. Turn off the speaker by long pressing the power button.

Pairing the Speaker

1. Turn on the speaker by pressing the power button. You should see the indicator light flash blue.
2. Turn on *Bluetooth* from your device.
3. Look for and select "SPT McCaron" to pair with your device.
4. Once you hear the speaker beep, the pairing is complete and you may begin using the speaker.

Disconnecting the Speaker

1. With the speaker turned on, double press the power button quickly to disconnect the wireless speaker with the current pairing.
2. Once disconnected the speaker will be in detection mode (with the indicator light

Raising or Lower the Volume

1. The speaker's volume depends on the volume control of the connective device.

Recharging the Speaker

1. Pry open the DC IN rubber cap to reveal the micro-USB plug in.
2. Obtain the included micro-USB cable and plug the micro-USB end into the speaker.
3. Plug the other end of the micro-USB cable to a USB cellphone charger.
4. The indicator light will blink red while the speaker is charging.

Support

Frequently Asked Questions

Q: What do I do if the speaker does not turn on?

A: Most likely the battery does not have any power left. Plug the speaker into a power source to charge the speaker.

Q: What do I do if the *Bluetooth*® device is not connecting?

A: Please try the following methods by themselves.

1. Turn the speaker on and off
2. Turn the *Bluetooth*® on and off from your device.
3. Try removing the speaker from the *Bluetooth*® pairing list and retry the connection instructions.

Q: What do I do if the speaker is not playing music but it is properly paired or connected?

A: Please try the following methods by themselves.

1. Power on and off the speaker.
2. Check if you muted the speaker from your music source.

Q: What do I do if there is poor sound quality

from the speaker?

A: Please try the following methods by themselves.

1. Make sure the speaker is fully charged.
2. Make sure your *Bluetooth*® device is not too far from the speaker.

Call Us if You Need Help

Products are often returned due to a technical problem rather than a defective product that may result in unnecessary shipping charges billed to you. Our trained support personnel can often resolve the problem over the phone or email. For more information on warranty services or repairs after the warranty period, please contact our support department at the number below.

For technical help, contact our Sceptre Technical Support Group via live webchat, emails or phone. Please have your Sceptre serial number and date of purchase available before you call.

Operation Hours: Mon-Fri, at 8:30AM-5:30PM (PST)
Telephone: 1800-788-2878
Technical Support E-mail: SceptreTS@sceptre.com
Customer Service Email: SceptreCS@sceptre.com

WARRANTY

Definition

The Distributor of Sceptre branded products warrants to you, the original purchaser of this new Sceptre-branded product ("Product"), that the Product shall be free of defects in the original manufacturer of the material or workmanship for a period of ninety (90) days from the date of your purchase of the Product ("Warranty Period"). For this warranty to apply, your Product must be purchased in the United States from an authorized retail store or authorized online retail store and is packaged with this warranty statement. The warranty is valid only in the United States to the original purchaser of the Product.

How long does the coverage last?

The warranty period lasts for ninety (90) days from the date you purchased the Product. Your purchase date is printed on the receipt you received with the Product.

What does this warranty cover?

During the Warranty Period, if the original manufacture of the material or workmanship of the Product is determined to be defective by an authorized Sceptre technical support personnel, Sceptre will (at its sole option): (1) repair the Product with new or rebuilt parts; or (2) replace the Product at no charge with new or rebuilt comparable products or parts. Prod-

ucts and parts replaced under this warranty become the property of Sceptre and are not returned to you. If service of products or parts is required after the Warranty Period expires, you must pay for all labor and parts charges. This warranty lasts as long as you own your Sceptre Product during the Warranty Period. Warranty coverage terminates if you sell or otherwise transfer the Product.

How to obtain warranty service?

During the ninety (90) day warranty period, Sceptre will provide, when needed, service labor to repair a manufacturing defect at its designated Service Center. For warranty service in the United States, contact Sceptre Technical Support at email address SceptreTS@Sceptre.com, via phone at (800) 788-2878, or via World Wide Web chatting service at www.SCEPTRE.com. Sceptre Technical Support is available Monday to Friday 8:30 AM to 5:30 PM Pacific Time. The determination of service will be made by Sceptre Technical Support. Parts and service labor that are Sceptre's responsibility (see above) will be provided without charge. Other services or services not covered by the warranty are at the owner's expense. You must provide the model, serial number and date of purchase. Before you ask for warranty service, read your User Manual. You might avoid a service call. Warranty conditions are subject to change, for latest

WARRANTY

Warranty Terms and Conditions and additional information regarding your warranty, please see complete details online at www.Sceptre.com.

Where is the warranty valid?

The warranty is valid only in the United States to the original purchaser of the product in the country where the original purchase was made.

What does this warranty NOT cover?

This warranty does not cover, customer instruction / education, installation, setup adjustments, cosmetic damage, damage due to wear and tear, corrosive connector plates due to neglect of maintenance, weather, lightning and other acts of God, such as power surges, accidental damage, misuse, abuse, negligence, commercial purposes / use, including but not limited to use in a place of business or in communal areas, of a multiple dwelling condominium or apartment complex, or otherwise used in a place or other than a private home, modification of any part of the Product including accessories, damage due to incorrect operation or maintenance, connection to an incorrect voltage or power supply, attempted repair by any person not authorized by Sceptre to service the Product, products sold "as is" or "with all faults", consumables, including but not limited to batteries and cables (i.e. AA, AAA, C etc.), products where the factory applied serial number has been

altered or removed, loss or theft of this product or any part of the product, failures or damage caused by any contact including but not limited to liquids, gels or pastes.

Any damages of any kind including, but not limited to, direct or indirect damages, lost profits, lost savings, or other special incidental, exemplary or consequential damages whether for breach of contract, tort, or otherwise, or whether arising out of the use of or inability to use the product, even if SCEPTRE, INC. or any dealer, distributor of authorized service provider/partner has been advised of the possibility of such damages, or any claim by any other warranty are not covered by this warranty or Sceptre Inc.

ANY IMPLIED WARRANTIES, INCLUDING ANY IMPLIED WARRANTY OF MERCHANTABILITY AND FITNESS FOR A PARTICULAR PURPOSE SHALL BE LIMITED IN DURATION TO THE PERIOD OF TIME SET FORTH ABOVE. OUR LIABILITY FOR ANY AND ALL LOSSES AND DAMAGES RESULTING FROM ANY CAUSE WHATSOEVER, INCLUDING OUR NEGLIGENCE, ALLEGED DAMAGE OR DEFECTIVE GOODS, WHETHER SUCH DEFECTS ARE DISCOVERABLE OR LATENT, SHALL IN NO EVENT EXCEED THE PURCHASE PRICE OF THE DISPLAY. WE SHALL NOT BE RESPONSIBLE FOR LOSS OF USE, COMMERCIAL LOSS OR OTHER INCIDENTAL OR CONSEQUENTIAL DAMAGES. SOME STATES DO NOT ALLOW LIMITATIONS ON

WARRANTY

HOW LONG AN IMPLIED WARRANTY LASTS OR THE EXCLUSION OR LIMITATION OF INCIDENTAL OR CONSEQUENTIAL DAMAGES, SO THE ABOVE LIMITATIONS OR EXCLUSIONS MAY NOT APPLY TO YOU.

This warranty gives you specific legal rights, and you may also have other rights which vary from state to state. This is the only warranty applicable; no one is authorized to extend or modify it or to grant any other warranty.

SCEPTRE retains the right to assess all warranty claims and to determine if damages are covered by the warranty. In case of a claim that is not covered by the warranty, you will be contacted to determine whether SCEPTRE should repair the damage for a fee or whether the product should be returned to you as received by the repair center.

MISCELLANEOUS

Specifications

Power Input
5V DC, 1A (Micro-USB)

Battery Usage
6 hours playtime

Dimension
2.48" (L) x 1.42" (H) x 2.48" (D)

Storage Temperature
14 ~ 120 °F (-10 ~ 48.8 °C)

Operating Temperature
32~104 °F (0 ~ 40 °C)




Bluetooth®

Compliance

RoHS, FCC, CEC, , , 

Disclaimers

- The Bluetooth® word mark and  logos are registered trademarks owned by Bluetooth SIG, Inc. and any use of such marks by Sceptre Inc. is under license.
- Sceptre is a registered trademark of Sceptre Group.
- Sceptre, Inc. shall not be liable for technical or editorial errors or omissions contained herein, nor for incidental or consequential damages resulting from furnishing this material, or the performance or use of this product.
- In the interest of continuing product improvement, Sceptre, Inc. reserves the right to change product specifications without notice. Information in this document may change without notice.
- No part of this document may be copied, reproduced, or transmitted by any means, for any purpose without prior written permission from Sceptre, Inc.
- Warranty conditions are subject to change. For latest Warranty Terms and Conditions and additional information regarding your warranty, please see complete details online at www.Sceptre.com.

SCEPTRE®

16800 East Gale Ave.

City of Industry, CA 91745

Website : www.SCEPTRE.com



144021000997