

Appendix B: Test Data for WCDMA Band 4

Product Name: TT1001 10.1 inch Tablet

Test Model: TT1001V2

B1. Effective (Isotropic) Radiated Power Output Data

B1.1 Test Result

Test Band: 4											
Test Mode		Conducted Power (dBm)			Antenna gain		EIRP(dBm)			Limit (dBm)	Verdict
		LCH	MCH	HCH	(dBd)	(dBi)	LCH	MCH	HCH		
RMC	12.2kbps RMC	21.85	21.94	21.81	/	1.00	22.85	22.94	22.81	30.00	PASS
Note: 1) dBd = dBi - 2.15 2) EIRP = Conducted output power + Antenna gain (dBi)											

B2. Frequency stability

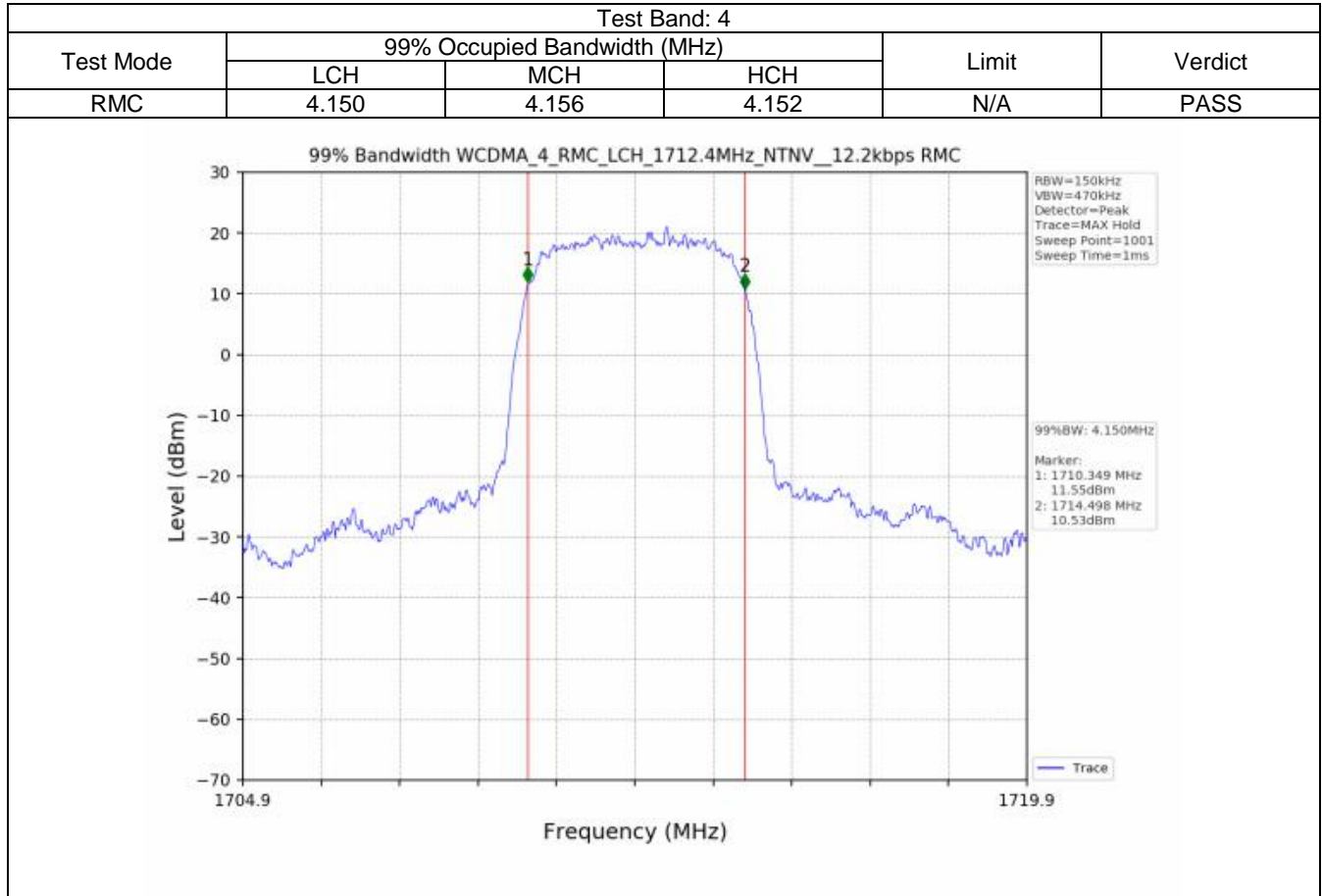
B2.1 Test Result

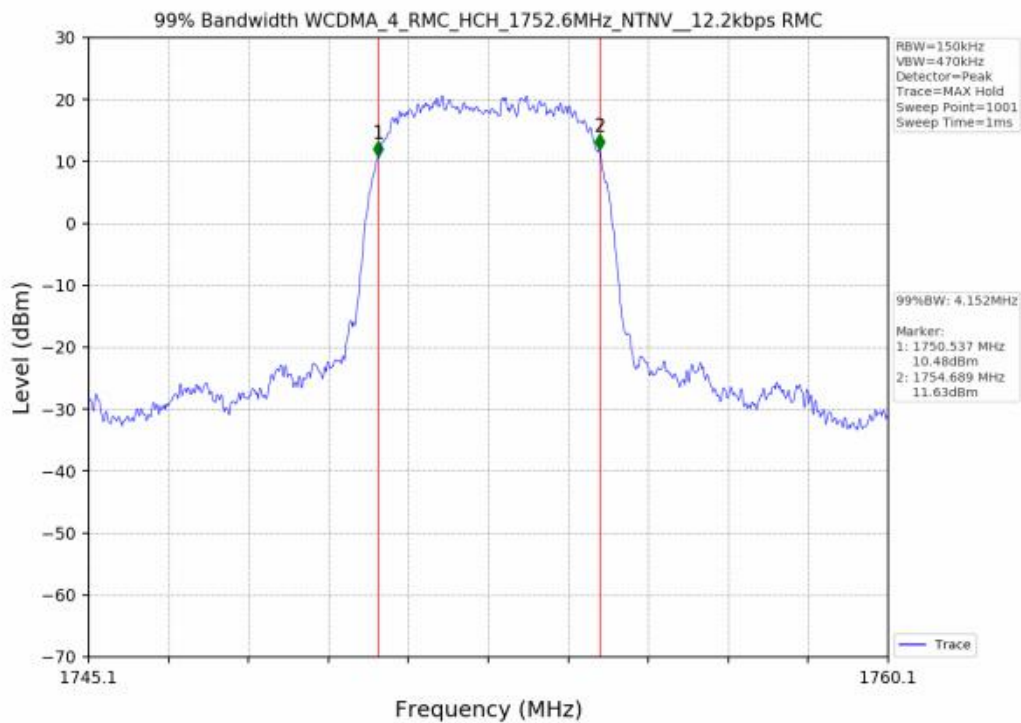
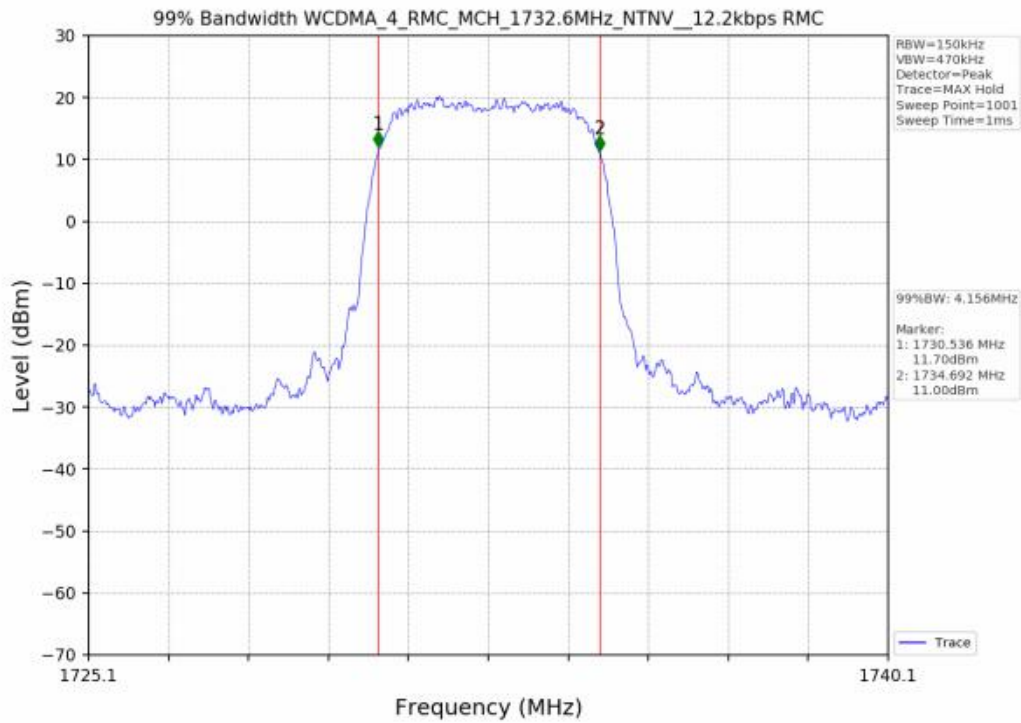
Test Band: 4 (Frequency Error VS. Voltage)										
Test Mode	Test Temp.	Test Volt.	Freq. Error (Hz)			Freq. vs. rated (ppm)			Limit (ppm)	Verdict
			LCH	MCH	HCH	LCH	MCH	HCH		
RMC	NT	LV	24.8265	-1.0085	-25.4273	0.0145	-0.0006	-0.0145	2.50	PASS
		NV	25.3129	-0.7296	-25.4631	0.0148	-0.0004	-0.0145	2.50	PASS
		HV	25.5704	-0.4864	-25.3129	0.0149	-0.0003	-0.0144	2.50	PASS

Test Band: 4 (Frequency Error VS. Temperature)										
Test Mode	Test Volt.	Test Temp.	Freq. Error (Hz)			Freq. vs. rated (ppm)			Limit (ppm)	Verdict
			LCH	MCH	HCH	LCH	MCH	HCH		
RMC	NV	-30.00	25.6705	-0.1717	-24.3473	0.0150	-0.0001	-0.0139	2.50	PASS
		-20.00	25.2342	-1.2445	-23.9539	0.0147	-0.0007	-0.0137	2.50	PASS
		-10.00	25.9280	-0.4435	-24.7264	0.0151	-0.0003	-0.0141	2.50	PASS
		0.00	24.5619	0.4792	-24.6334	0.0143	0.0003	-0.0141	2.50	PASS
		10.00	25.6276	0.4935	-25.4631	0.0150	0.0003	-0.0145	2.50	PASS
		20.00	25.8422	-0.6437	-25.2056	0.0151	-0.0004	-0.0144	2.50	PASS
		30.00	25.5132	0.1073	-25.1269	0.0149	0.0001	-0.0143	2.50	PASS
		40.00	24.7049	-1.0872	-25.1985	0.0144	-0.0006	-0.0144	2.50	PASS
		50.00	26.5217	0.6938	-25.1484	0.0155	0.0004	-0.0143	2.50	PASS

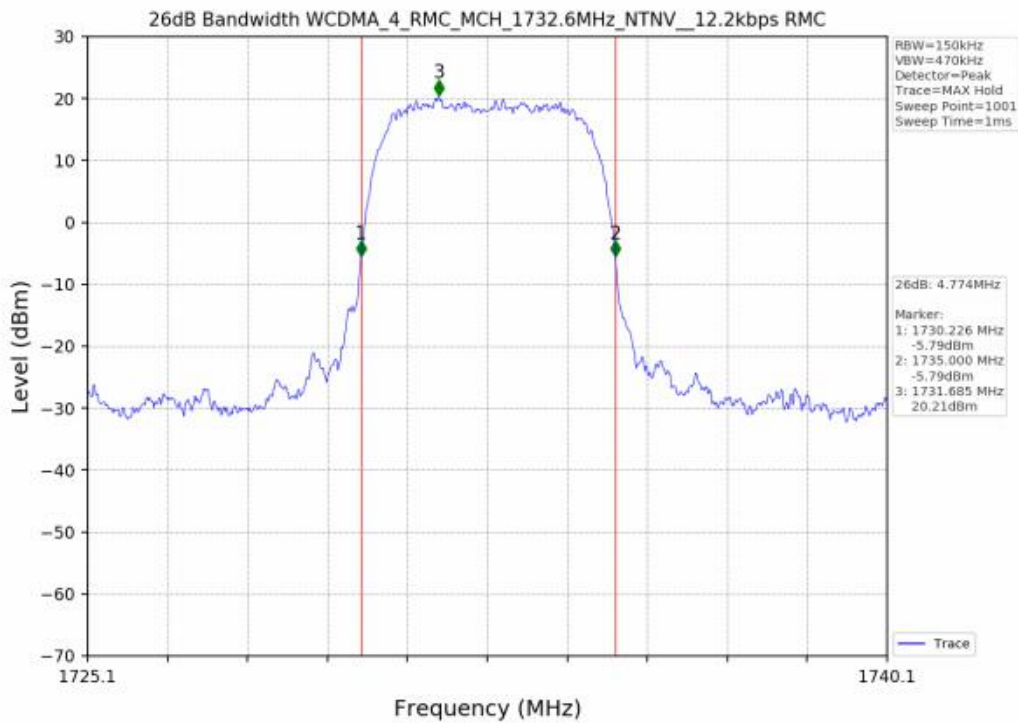
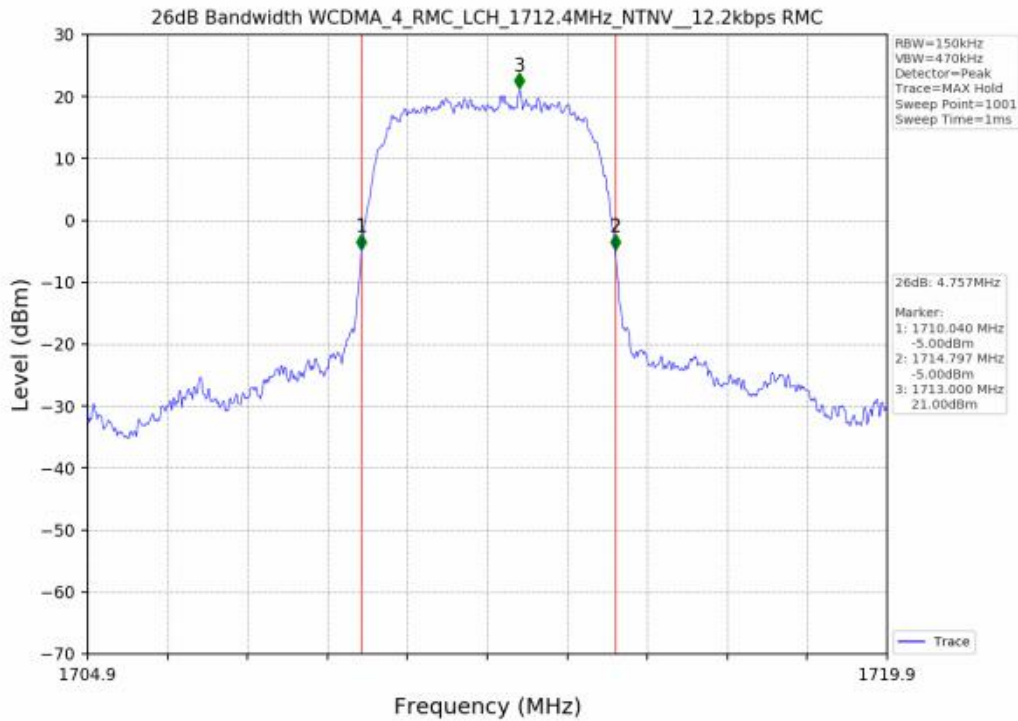
B3. 99% & 26dB Bandwidth

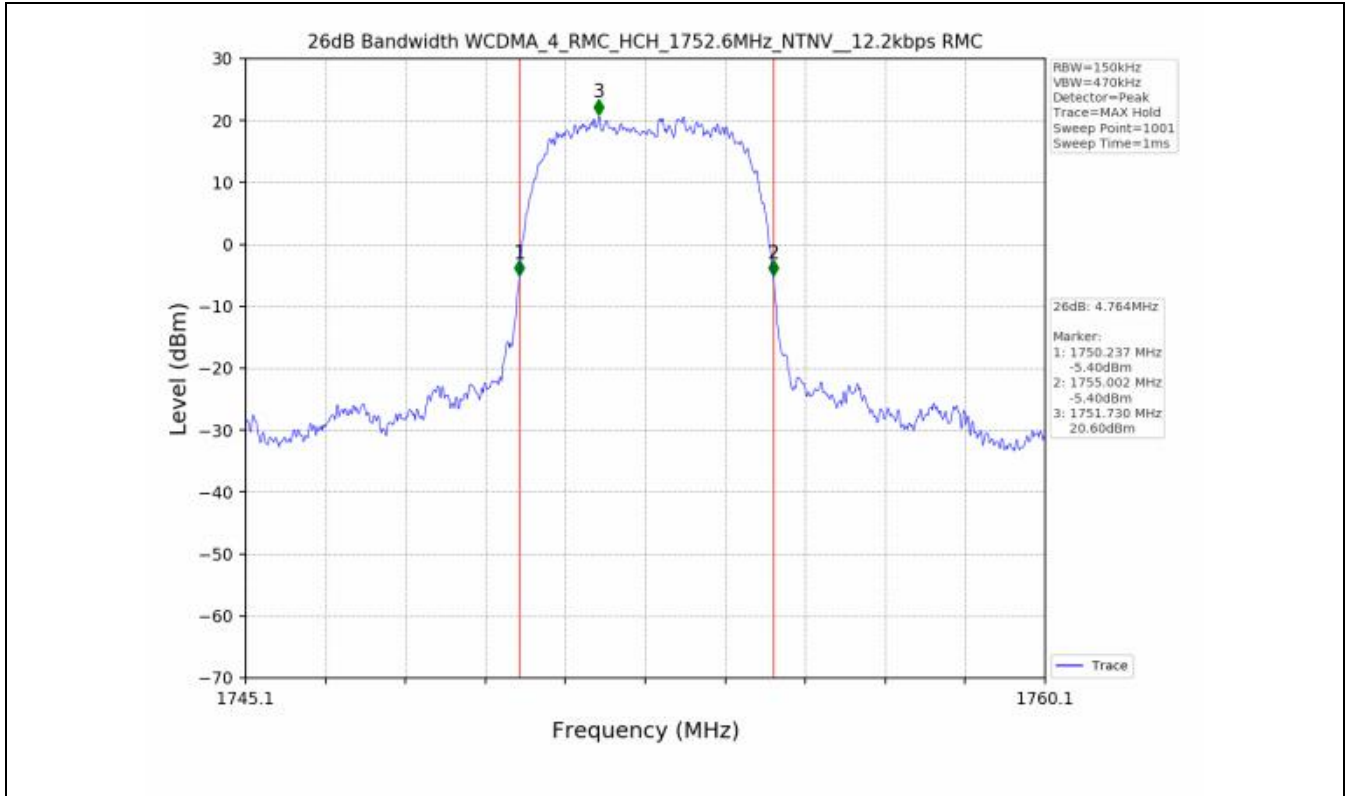
B3.1 Test Result





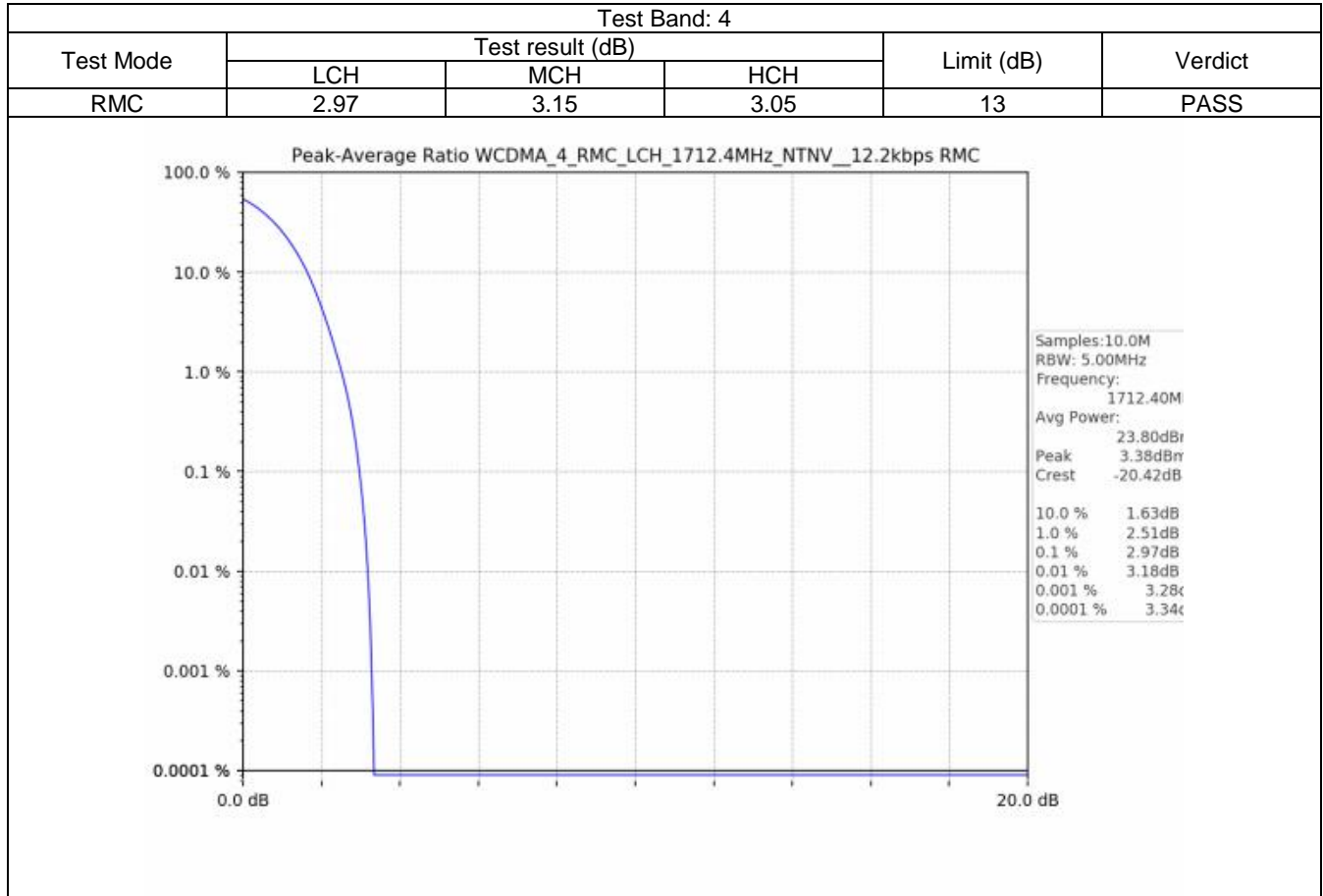
Test Band: 4					
Test Mode	26dB Bandwidth (MHz)			Limit	Verdict
	LCH	MCH	HCH		
RMC	4.757	4.774	4.764	N/A	PASS

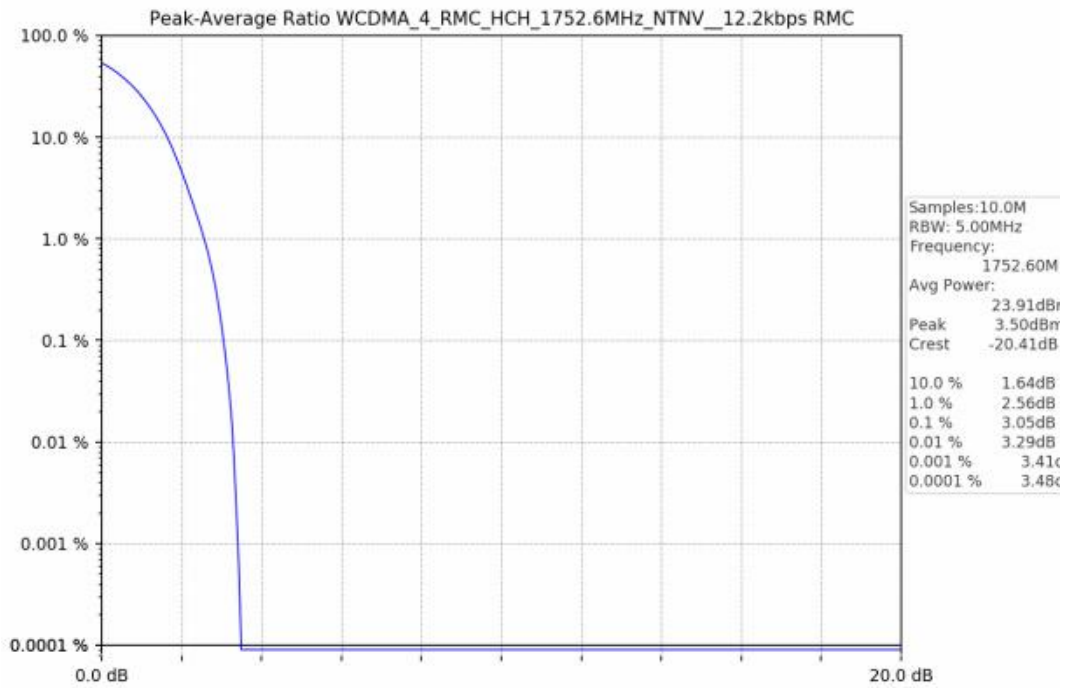
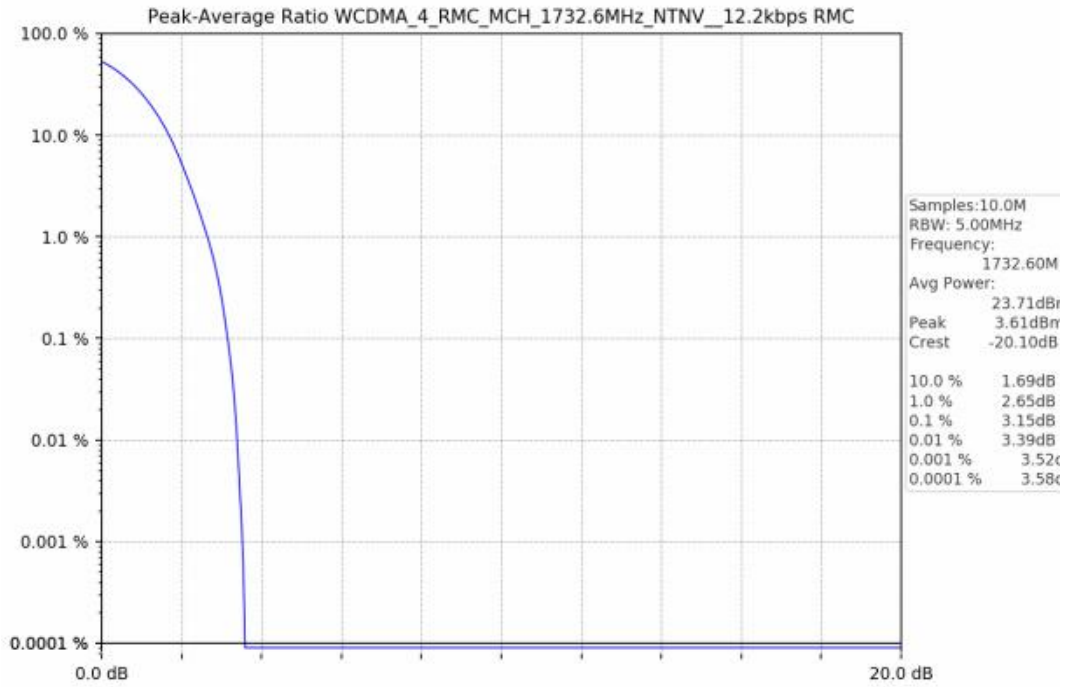




B4. Peak-Average Ratio

B4.1 Test Result





B5. Spurious Emission

B5.1 Test Graph

