



# FCC TEST REPORT (PART 24)

Applicant:	JACS Solutions, Inc.
Address:	809 Pinnacle Drive, Suite R, Linthicum Heights, MD 21090

Manufacturer or Supplier:	JACS Solutions, Inc.
Address:	809 Pinnacle Drive, Suite R, Linthicum Heights, MD 21090
Product:	TD191-B
Brand Name:	JACS
Model Name:	TD191-B
FCC ID:	2AGCDJACSTD191-B
Date of tests:	Jun. 15, 2022 ~ Jul. 15, 2022

The tests have been carried out according to the requirements of the following standard:

- FCC PART 24, Subpart E**     **FCC PART 2**
- ANSI/TIA/EIA-603-D**     **ANSI/TIA/EIA-603-E**     **ANSI C63.26-2015**

CONCLUSION: The submitted sample was found to COMPLY with the test requirement

Prepared by Chao Wu  
Engineer / Mobile Department

Approved by Peibo Sun  
Manager / Mobile Department

Date: Jul. 15, 2022

Date: Jul. 15, 2022

This report is governed by, and incorporates by reference, the Conditions of Testing as posted at the date of issuance of this report at <http://www.bureauveritas.com/home/about-us/our-business/cps/about-us/terms-conditions/> and is intended for your exclusive use. Any copying or replication of this report to or for any other person or entity, or use of our name or trademark, is permitted only with our prior written permission. This report sets forth our findings solely with respect to the test samples identified herein. The results set forth in this report are not indicative or representative of the quality or characteristics of the lot from which a test sample was taken or any similar or identical product unless specifically and expressly noted. Our report includes all of the tests requested by you and the results thereof based upon the information that you provided to us. Measurement uncertainty is only provided upon request for accredited tests. Statements of conformity are based on simple acceptance criteria without taking measurement uncertainty into account, unless otherwise requested in writing. You have 60 days from date of issuance of this report to notify us of any material error or omission caused by our negligence or if you require measurement uncertainty; provided, however, that such notice shall be in writing and shall specifically address the issue you wish to raise. A failure to raise such issue within the prescribed time shall constitute your unqualified acceptance of the completeness of this report, the tests conducted and the correctness of the report contents.



# TABLE OF CONTENTS

- RELEASE CONTROL RECORD ..... 5**
- 1 SUMMARY OF TEST RESULTS .....6**
  - 1.1 MEASUREMENT UNCERTAINTY ..... 7
  - 1.2 TEST SITE AND INSTRUMENTS .....8
- 2 GENERAL INFORMATION ..... 9**
  - 2.1 GENERAL DESCRIPTION OF EUT ..... 9
  - 2.2 CONFIGURATION OF SYSTEM UNDER TEST ..... 11
  - 2.3 DESCRIPTION OF SUPPORT UNITS ..... 12
  - 2.4 TEST ITEM AND TEST CONFIGURATION ..... 12
  - 2.5 EUT OPERATING CONDITIONS ..... 16
  - 2.6 GENERAL DESCRIPTION OF APPLIED STANDARDS ..... 16
- 3 TEST TYPES AND RESULTS .....17**
  - 3.1 OUTPUT POWER MEASUREMENT ..... 17
    - 3.1.1 LIMITS OF OUTPUT POWER MEASUREMENT ..... 17
    - 3.1.2 TEST PROCEDURES ..... 17
    - 3.1.3 TEST SETUP ..... 18
    - 3.1.4 TEST RESULTS ..... 18
  - 3.2 FREQUENCY STABILITY MEASUREMENT ..... 26
    - 3.2.1 LIMITS OF FREQUENCY STABILITY MEASUREMENT ..... 26
    - 3.2.2 TEST PROCEDURE ..... 26
    - 3.2.3 TEST SETUP ..... 26
    - 3.2.4 TEST RESULTS ..... 27
  - 3.3 OCCUPIED BANDWIDTH MEASUREMENT ..... 28
    - 3.3.1 TEST PROCEDURES ..... 28
    - 3.3.2 TEST SETUP ..... 28
    - 3.3.3 TEST RESULTS ..... 29
  - 3.4 BAND EDGE MEASUREMENTC ..... 30
    - 3.4.1 LIMITS OF BAND EDGE MEASUREMENT ..... 30
    - 3.4.2 TEST SETUP ..... 30
    - 3.4.3 TEST PROCEDURES ..... 31
    - 3.4.4 TEST RESULTS ..... 31
  - 3.5 CONDUCTED SPURIOUS EMISSIONS ..... 32
    - 3.5.1 LIMITS OF CONDUCTED SPURIOUS EMISSIONS MEASUREMENT ..... 32
    - 3.5.2 TEST PROCEDURE ..... 32
    - 3.5.3 TEST SETUP ..... 32
    - 3.5.4 TEST RESULTS ..... 33
  - 3.6 RADIATED EMISSION MEASUREMENT ..... 34
    - 3.6.1 LIMITS OF RADIATED EMISSION MEASUREMENT ..... 34
    - 3.6.2 TEST PROCEDURES ..... 34
    - 3.6.3 DEVIATION FROM TEST STANDARD ..... 34
    - 3.6.4 TEST SETUP ..... 35



**Test Report No.: PSU-QSU2206080111RF02**

**3.6.5 TEST RESULTS ..... 37**

**3.7 PEAK TO AVERAGE RATIO .....73**

    3.7.1 LIMITS OF PEAK TO AVERAGE RATIO MEASUREMENT ..... 73

    3.7.2 TEST SETUP .....73

    3.7.3 TEST PROCEDURES ..... 73

    3.7.4 TEST RESULTS ..... 74

**4 INFORMATION ON THE TESTING LABORATORIES .....75**

**5 APPENDIX – MODIFICATIONS RECORDERS FOR ENGINEERING CHANGES TO THE EUT BY THE LAB 76**

**APPENDIX A ..... 77**

    GSM1900 ..... 77

    PEAK-TO-AVERAGE RATIO(CCDF) .....77

        TEST RESULT .....77

        TEST GRAPHS ..... 78

    26DB BANDWIDTH AND OCCUPIED BANDWIDTH .....81

        TEST RESULT .....81

        TEST GRAPHS ..... 82

    BAND EDGE ..... 85

        TEST RESULT .....85

        TEST GRAPHS ..... 86

    CONDUCTED SPURIOUS EMISSION .....88

        TEST RESULT .....88

        TEST GRAPHS ..... 89

    FREQUENCY STABILITY ..... 94

        TEST RESULT .....94

    WCDMA II ..... 97

    PEAK-TO-AVERAGE RATIO ..... 97

        TEST RESULT .....97

        TEST GRAPHS ..... 97

    26DB BANDWIDTH AND OCCUPIED BANDWIDTH .....99

        TEST RESULT .....99

        TEST GRAPHS ..... 99

    BAND EDGE ..... 101

        TEST RESULT .....101

        TEST GRAPHS ..... 101

    CONDUCTED SPURIOUS EMISSION .....102

        TEST RESULT .....102

        TEST GRAPHS ..... 102

    FREQUENCY STABILITY ..... 105

        TEST RESULT .....105

    LTE BAND 2 ..... 106

    PEAK-TO-AVERAGE RATIO(CCDF) ..... 106

        TEST RESULT .....106

        TEST GRAPHS ..... 108

    26DB BANDWIDTH AND OCCUPIED BANDWIDTH ..... 130



**Test Report No.: PSU-QSU2206080111RF02**

TEST RESULT .....	130
TEST GRAPHS .....	131
BAND EDGE .....	144
TEST RESULT .....	144
TEST GRAPHS .....	146
CONDUCTED SPURIOUS EMISSION .....	163
TEST RESULT .....	163
TEST GRAPHS .....	165
FREQUENCY STABILITY .....	184
TEST RESULT .....	184



Test Report No.: PSU-QSU2206080111RF02

## RELEASE CONTROL RECORD

ISSUE NO.	REASON FOR CHANGE	DATE ISSUED
PSU-QSU2206080111RF02	Original release	Jul. 15, 2022



# 1 SUMMARY OF TEST RESULTS

The EUT has been tested according to the following specifications:

APPLIED STANDARD: FCC Part 24 & Part 2			
STANDARD SECTION	TEST TYPE	RESULT	Test lab*
§2.1046	Coducted Output Power	Compliance	A
§24.232(c)	Equivalent Isotropic Radiated Power	Compliance	A
§2.1055 §24.235	Frequency Stability	Compliance	A
§2.1049	Occupied Bandwidth	Compliance	A
§24.232(d)	Peak to average ratio	Compliance	A
§24.238(a)(b)	Band Edge Measurements	Compliance	A
§2.1051 §24.238(a)(b)	Conducted Spurious Emissions	Compliance	A
§2.1053 §24.238(a)(b)	Radiated Spurious Emissions	Compliance	A

### \*Test Lab Information Reference

**Lab A:**

Huarui 7Layers High Technology (Suzhou) Co., Ltd.

**Lab Address:**

Tower N, Innovation Center, 88 Zhuyi Road, High-tech District, Suzhou City, Anhui Province

**Accredited Test Lab Cert 6613.01**

The FCC Site Registration No. is 434559; The Designation No. is CN1325.



### 1.1 MEASUREMENT UNCERTAINTY

Where relevant, the following measurement uncertainty levels have been estimated for tests performed on the EUT as specified in CISPR 16-4-2:

MEASUREMENT	UNCERTAINTY
Frequency Stability	$\pm 76.97\text{Hz}$
Radiated emissions & Radiated Power (30MHz~1GMHz)	$\pm 4.98\text{dB}$
Radiated emissions & Radiated Power (1GMHz ~6GMHz)	$\pm 4.70\text{dB}$
Radiated emissions (6GMHz ~18GMHz)	$\pm 4.60\text{dB}$
Radiated emissions (18GMHz ~40GMHz)	$\pm 4.12\text{dB}$
Conducted emissions	$\pm 4.01\text{dB}$
Occupied Channel Bandwidth	$\pm 43.58\text{KHz}$
Conducted Output power	$\pm 2.06\text{dB}$
Band Edge Measurements	$\pm 4.70\text{dB}$
Peak to average ratio	$\pm 0.76\text{dB}$

This uncertainty represents an expanded uncertainty expressed at approximately the 95% confidence level using a coverage factor of k=2.



## 1.2 TEST SITE AND INSTRUMENTS

Equipment	Manufacturer	Model No.	Serial No.	Last Cal.	Next Cal.
MXE EMI Receiver	KEYSIGHT	N9038A-544	MY54450026	Feb. 18,22	Feb. 17,23
EXA Signal Analyzer	KEYSIGHT	N9010A-544	MY54510355	May.15,22	May.14,23
Loop Antenna	Schwarzbeck	FMZB 1519B	00173	Sep.05,21	Sep.04,22
Bilog Antenna	ETS-LINDGRE N	3143B	00161965	Mar. 06,22	Mar. 05,23
Horn Antenna	ETS-LINDGRE N	3117	00168692	Mar. 06,22	Mar. 05,23
Horn Antenna (18GHz-40GHz)	N/A	QWH-SL-18-40-K- SG/QMS-00361	15433	Aug. 25, 21	Aug. 24, 22
Radio Communication Analyzer	ANRITSU	MT8820C	6201465426	Feb. 15,22	Feb. 14,23
Signal Pre-Amplifier	EMSI	EMC 9135	980249	May.12,22	May.11,23
Signal Pre-Amplifier	EMSI	EMC 012645B	980257	May.12,22	May.11,23
Signal Pre-Amplifier	EMSI	EMC 184045B	980259	Feb. 21,22	Feb.20,23
3m Semi-anechoic Chamber	ETS-LINDGRE N	9m*6m*6m	Euroshieldpn- CT0001143-121 6	May. 19,20	May. 18,23
Test Software	E3	V 9.160323	N/A	N/A	N/A
Test Software	JS1120	3.1.36	N/A	N/A	N/A
10dB Attenuator	JFW/USA	50HF-010-SMA	1505	May. 07,22	May. 06,23
Power Meter	Anritsu	ML2495A	1506002	Feb. 22,22	Feb. 21,23
Power Sensor	Anritsu	MA2411B	1339352	May. 07,22	May. 06,23
Temperature Chamber	ESPEC	SH-242	93000855	May. 12,22	May. 11,23
MXG Analog Microvave Signal Generator	KEYSIGHT	N5183A	MY50143024	Feb. 18,22	Feb. 17,23
Base station R&S CMW500	Rohde&Schwa rz	CMW500	153085	May.12,22	May.11,23
DC Source	Kikusui/JP	PMX18-5A	0000001	Aug. 25,21	Aug. 24,22

- NOTE:**
1. The calibration interval of the above test instruments is 12 months or 36 months and the calibrations are traceable to CEPREI/CHINA, GRGT/CHINA and NIM/CHINA.
  2. The test was performed in 3m Semi-anechoic Chamber and RF Oven Room.
  3. The horn antenna is used only for the measurement of emission frequency above 1GHz if tested.



## 2 GENERAL INFORMATION

### 2.1 GENERAL DESCRIPTION OF EUT

<b>PRODUCT</b>	TD191-B	
<b>BRAND NAME</b>	JACS	
<b>MODEL NAME</b>	TD191-B	
<b>NOMINAL VOLTAGE</b>	EUT 5.0V	
<b>MODULATION TYPE</b>	<b>GPRS/EDGE:</b> GMSK,8PSK <b>WCDMA:</b> HSUPA, HSDPA, DC-HSDPA <b>LTE Band 2:</b> QPSK, 16QAM	
<b>FREQUENCY RANGE</b>	<b>GPRS/EDGE</b>	1850.2MHz ~ 1909.8MHz
	<b>WCDMA</b>	1852.4MHz ~ 1907.6MHz
	<b>LTE Band 2 Channel Bandwidth: 1.4MHz</b>	1850.7MHz ~ 1909.3MHz
	<b>LTE Band 2 Channel Bandwidth: 3MHz</b>	1851.5MHz ~ 1908.5MHz
	<b>LTE Band 2 Channel Bandwidth: 5MHz</b>	1852.5MHz ~ 1907.5MHz
	<b>LTE Band 2 Channel Bandwidth: 10MHz</b>	1855.0MHz ~ 1905.0MHz
	<b>LTE Band 2 Channel Bandwidth: 15MHz</b>	1857.5MHz ~ 1902.5MHz
	<b>LTE Band 2 Channel Bandwidth: 20MHz</b>	1860.0MHz ~ 1900.0MHz
	<b>MAX. EIRP POWER</b>	<b>GPRS</b>
<b>EDGE</b>		502.34mW
<b>WCDMA</b>		239.88mW
<b>LTE Band 2 Channel Bandwidth: 1.4MHz</b>		175.79mW
<b>LTE Band 2 Channel Bandwidth: 3MHz</b>		176.20mW
<b>LTE Band 2 Channel Bandwidth: 5MHz</b>		174.18mW
<b>LTE Band 2 Channel Bandwidth: 10MHz</b>		175.39mW
<b>LTE Band 2 Channel Bandwidth: 15MHz</b>		176.20mW
<b>LTE Band 2 Channel Bandwidth: 20MHz</b>		177.01mW



<b>EMISSION DESIGNATOR</b>	<b>GPRS</b>	248KGXW
	<b>EDGE</b>	245KGXW
	<b>WCDMA</b>	4M17F9W
	<b>LTE Band 2 Channel Bandwidth: 1.4MHz</b>	QPSK: 1M09G7D 16QAM: 1M09W7D
	<b>LTE Band 2 Channel Bandwidth: 3MHz</b>	QPSK: 2M70G7D 16QAM: 2M70W7D
	<b>LTE Band 2 Channel Bandwidth: 5MHz</b>	QPSK: 4M50G7D 16QAM: 4M50W7D
	<b>LTE Band 2 Channel Bandwidth: 10MHz</b>	QPSK: 8M97G7D 16QAM: 8M96W7D
	<b>LTE Band 2 Channel Bandwidth: 15MHz</b>	QPSK: 13M4G7D 16QAM: 13M4W7D
	<b>LTE Band 2 Channel Bandwidth: 20MHz</b>	QPSK: 17M9G7D 16QAM: 17M9W7D
	<b>ANTENNA TYPE</b>	Fixed Internal Antenna with 1.1dBi gain for GSM1900/WCDMA II / LTE B2
<b>HW VERSION</b>	TD191-B-1.0.0	
<b>SW VERSION</b>	TD191-B_JACS_V1.0.0	
<b>I/O PORTS</b>	Refer to user's manual	
<b>CABLE SUPPLIED</b>	N/A	
<b>EXTREME TEMPERATURE</b>	-20-65 °C	
<b>EXTREME VOLTAGE</b>	EUT 4.75V - EUT 5.25V	

**NOTE:**

- For a more detailed features description, please refer to the manufacturer's specifications or the user's manual.
- The EUT incorporates a MIMO function. Physically, the EUT provides one completed transmitter and two receiver.

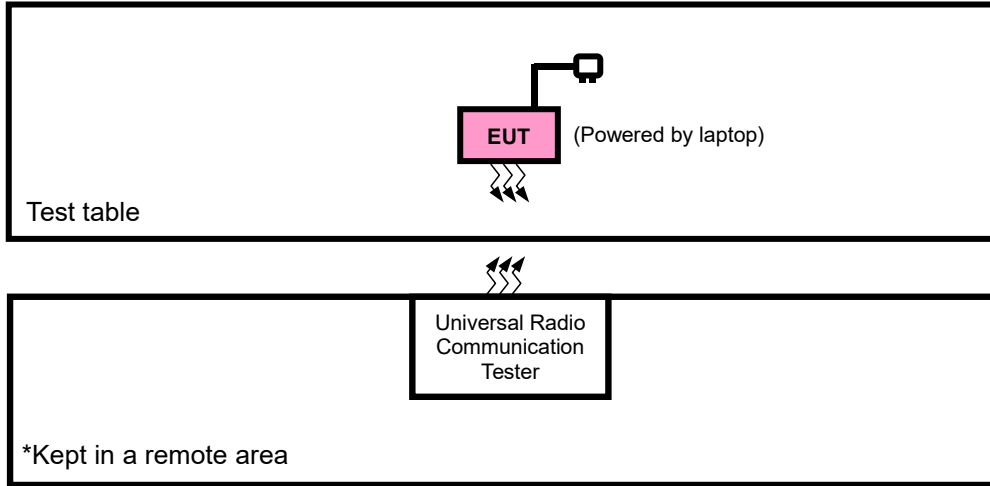
MODULATION MODE	TX FUNCTION
<b>GPRS/EDGE</b>	1TX/2RX
<b>WCDMA</b>	1TX/2RX
<b>LTE</b>	1TX/2RX

- For the test results, the EUT had been tested with all conditions. But only the worst case was shown in test report.



## 2.2 CONFIGURATION OF SYSTEM UNDER TEST

### FOR RADIATION EMISSION TEST





## 2.3 DESCRIPTION OF SUPPORT UNITS

The EUT has been tested as an independent unit together with other necessary accessories or support units. The following support units or accessories were used to form a representative test configuration during the tests.

NO.	PRODUCT	BRAND	MODEL NO.	SERIAL NO.	FCC ID
1	DC source	Kikusui/JP	PMX18-5A	0000001	N/A
2	Laptop	Lenovo	ThinkPad E14	HRSW00024	N/A

NO.	SIGNAL CABLE DESCRIPTION OF THE ABOVE SUPPORT UNITS
1	N/A

## 2.4 TEST ITEM AND TEST CONFIGURATION

Pre-Scan has been conducted to determine the worst-case mode from all possible combinations between available modulations, data rates, XYZ axis and antenna ports. The worst case in EIRP and radiated emission was found when positioned on X-plane for GSM/ LTE. Following channel(s) was (were) selected for the final test as listed below:

EUT CONFIGURE MODE	DESCRIPTION
A	EUT + GSM/WCDMA/LTE(powered by Laptop )
B	EUT + DC source with GSM or WCDMA or LTE link



Test Report No.: PSU-QSU2206080111RF02

### GSM MODE

EUT CONFIGURE MODE	TEST ITEM	AVAILABLE CHANNEL	TESTED CHANNEL	MODE
A	EIRP	512 to 810	512, 661, 810	GPRS/EDGE
B	FREQUENCY STABILITY	512 to 810	512, 661, 810	GPRS/EDGE
A	OCCUPIED BANDWIDTH	512 to 810	512, 661, 810	GPRS/EDGE
A	PEAK TO AVERAGE RATIO	512 to 810	512, 661, 810	GPRS/EDGE
A	BAND EDGE	512 to 810	512, 810	GPRS/EDGE
A	CONDCUDED EMISSION	512 to 810	512, 661, 810	GPRS/EDGE
A	RADIATED EMISSION	512 to 810	512, 661, 810	GPRS/EDGE

### WCDMA

EUT CONFIGURE MODE	TEST ITEM	AVAILABLE CHANNEL	TESTED CHANNEL	MODE
A	EIRP	9262 to 9538	9262, 9400, 9538	WCDMA
B	FREQUENCY STABILITY	9262 to 9538	9262, 9400, 9538	WCDMA
A	OCCUPIED BANDWIDTH	9262 to 9538	9262, 9400, 9538	WCDMA
A	PEAK TO AVERAGE RATIO	9262 to 9538	9262, 9400, 9538	WCDMA
A	BAND EDGE	9262 to 9538	9262, 9538	WCDMA
A	CONDCUDED EMISSION	9262 to 9538	9262, 9400, 9538	WCDMA
A	RADIATED EMISSION	9262 to 9538	9262, 9400, 9538	WCDMA



LTE BAND 2 MODE

EUT CONFIGURE MODE	TEST ITEM	AVAILABLE CHANNEL	TESTED CHANNEL	CHANNEL BANDWIDTH	MODULATION	MODE
A	EIRP	18607 to 19193	18607, 18900, 19193	1.4MHz	QPSK,16QAM	1 RB / 0 RB Offset
		18615 to 19185	18615, 18900, 19185	3MHz	QPSK,16QAM	1 RB / 0 RB Offset
		18625 to 19175	18625, 18900, 19175	5MHz	QPSK,16QAM	1 RB / 0 RB Offset
		18650 to 19150	18650, 18900, 19150	10MHz	QPSK,16QAM	1 RB / 0 RB Offset
		18675 to 19125	18675, 18900, 19125	15MHz	QPSK,16QAM	1 RB / 0 RB Offset
		18700 to 19100	18700, 18900, 19100	20MHz	QPSK,16QAM	1 RB / 0 RB Offset
B	FREQUENCY STABILITY	18607 to 19193	18607, 18900, 19193	1.4MHz	QPSK,16QAM	Full RB / 0 RB Offset
		18615 to 19185	18615, 18900, 19185	3MHz	QPSK,16QAM	Full RB / 0 RB Offset
		18625 to 19175	18625, 18900, 19175	5MHz	QPSK,16QAM	Full RB / 0 RB Offset
		18650 to 19150	18650, 18900, 19150	10MHz	QPSK,16QAM	Full RB / 0 RB Offset
		18675 to 19125	18675, 18900, 19125	15MHz	QPSK,16QAM	Full RB / 0 RB Offset
		18700 to 19100	18700, 18900, 19100	20MHz	QPSK,16QAM	Full RB / 0 RB Offset
A	OCCUPIED BANDWIDTH	18607 to 19193	18607, 18900, 19193	1.4MHz	QPSK,16QAM	Full RB / 0 RB Offset
		18615 to 19185	18615, 18900, 19185	3MHz	QPSK,16QAM	Full RB / 0 RB Offset
		18625 to 19175	18625, 18900, 19175	5MHz	QPSK,16QAM	Full RB / 0 RB Offset
		18650 to 19150	18650, 18900, 19150	10MHz	QPSK,16QAM	Full RB / 0 RB Offset
		18675 to 19125	18675, 18900, 19125	15MHz	QPSK,16QAM	Full RB / 0 RB Offset
		18700 to 19100	18700, 18900, 19100	20MHz	QPSK,16QAM	Full RB / 0 RB Offset
A	PEAK TO AVERAGE RATIO	18607 to 19193	18607, 18900, 19193	1.4MHz	QPSK,16QAM	1 RB / 0 RB Offset Full RB / 0 RB Offset
		18615 to 19185	18615, 18900, 19185	3MHz	QPSK,16QAM	1 RB / 0 RB Offset Full RB / 0 RB Offset
		18625 to 19175	18625, 18900, 19175	5MHz	QPSK,16QAM	1 RB / 0 RB Offset Full RB / 0 RB Offset
		18650 to 19150	18650, 18900, 19150	10MHz	QPSK,16QAM	1 RB / 0 RB Offset Full RB / 0 RB Offset
		18675 to 19125	18675, 18900, 19125	15MHz	QPSK,16QAM	1 RB / 0 RB Offset Full RB / 0 RB Offset
		18700 to 19100	18700, 18900, 19100	20MHz	QPSK,16QAM	1 RB / 0 RB Offset Full RB / 0 RB Offset
A	BAND EDGE	18607 to 19193	18607	1.4MHz	QPSK,16QAM	1 RB / 0 RB Offset Full RB / 0 RB Offset
			19193	1.4MHz	QPSK,16QAM	1 RB / 5 RB Offset Full RB / 0 RB Offset
		18615 to 19185	18615	3MHz	QPSK,16QAM	1 RB / 0 RB Offset Full RB / 0 RB Offset
			19185	3MHz	QPSK,16QAM	1 RB / 14 RB Offset Full RB / 0 RB Offset
		18625 to 19175	18625	5MHz	QPSK,16QAM	1 RB / 0 RB Offset Full RB / 0 RB Offset
			19175	5MHz	QPSK,16QAM	1 RB / 24 RB Offset Full RB / 0 RB Offset



**BUREAU  
VERITAS**

**Test Report No.: PSU-QSU2206080111RF02**

		18650 to 19150	18650	10MHz	QPSK,16QAM	1 RB / 0 RB Offset
						Full RB / 0 RB Offset
		18675 to 19125	19150	10MHz	QPSK,16QAM	1 RB / 49 RB Offset
						Full RB / 0 RB Offset
		18700 to 19100	18675	15MHz	QPSK,16QAM	1 RB / 0 RB Offset
						Full RB / 0 RB Offset
		19125	15MHz	QPSK,16QAM	1 RB / 74 RB Offset	
					Full RB / 0 RB Offset	
			18700	20MHz	QPSK,16QAM	1 RB / 0 RB Offset
						Full RB / 0 RB Offset
			19100	20MHz	QPSK,16QAM	1 RB / 99 RB Offset
						Full RB / 0 RB Offset
A	CONDCUDET D EMISSION	18607 to 19193	18607, 18900, 19193	1.4MHz	QPSK,16QAM	1 RB / 0 RB Offset
		18615 to 19185	18615, 18900, 19185	3MHz	QPSK,16QAM	1 RB / 0 RB Offset
		18625 to 19175	18625, 18900, 19175	5MHz	QPSK,16QAM	1 RB / 0 RB Offset
		18650 to 19150	18650, 18900, 19150	10MHz	QPSK,16QAM	1 RB / 0 RB Offset
		18675 to 19125	18675, 18900, 19125	15MHz	QPSK,16QAM	1 RB / 0 RB Offset
		18700 to 19100	18700, 18900, 19100	20MHz	QPSK,16QAM	1 RB / 0 RB Offset
A	RADIATED EMISSION	18607 to 19193	18900	1.4MHz	QPSK	1 RB / 0 RB Offset
		18615 to 19185	18615,18900,19185	3MHz	QPSK	1 RB / 0 RB Offset
		18625 to 19175	18900	5MHz	QPSK	1 RB / 0 RB Offset
		18650 to 19150	18900	10MHz	QPSK	1 RB / 0 RB Offset
		18675 to 19125	18900	15MHz	QPSK	1 RB / 0 RB Offset
		18700 to 19100	18900	20MHz	QPSK	1 RB / 0 RB Offset



**TEST CONDITION:**

TEST ITEM	ENVIRONMENTAL CONDITIONS	INPUT POWER	TESTED BY
EIRP	25deg. C, 57%RH	EUT 5.0V	Walker Ye
FREQUENCY STABILITY	23deg. C, 61%RH	EUT 5.0V	Walker Ye
OCCUPIED BANDWIDTH	23deg. C, 61%RH	EUT 5.0V	Walker Ye
PEAK TO AVERAGE RATIO	23deg. C, 61%RH	EUT 5.0V	Walker Ye
BAND EDGE	23deg. C, 61%RH	EUT 5.0V	Walker Ye
CONDCUDED EMISSION	23deg. C, 61%RH	EUT 5.0V	Walker Ye
RADIATED EMISSION	23deg. C, 70%RH	EUT 5.0V	Gavin Guo

**2.5 EUT OPERATING CONDITIONS**

The EUT makes a call to the communication simulator. The communication simulator station system controlled a EUT to export maximum output power under transmission mode and specific channel frequency

**2.6 GENERAL DESCRIPTION OF APPLIED STANDARDS**

The EUT is a RF product. According to the specifications of the manufacturer, it must comply with the requirements of the following standards:

**FCC 47 CFR Part 2**

**FCC 47 CFR Part 24**

**KDB 971168 D01 Power Meas License Digital Systems v03r01**

**ANSI/TIA/EIA-603-D**

**ANSI/TIA/EIA-603-E**

**ANSI C63.26-2015**

**NOTE:** All test items have been performed and recorded as per the above standards.





## 3 TEST TYPES AND RESULTS

### 3.1 OUTPUT POWER MEASUREMENT

#### 3.1.1 LIMITS OF OUTPUT POWER MEASUREMENT

Mobile and portable stations are limited to 2 watts EIRP.

#### 3.1.2 TEST PROCEDURES

##### **EIRP MEASUREMENT:**

Per KDB 971168 D01 Power Meas License Digital Systems v03r01 or subclause 5.2.5.5 of ANSI C63.26-2015, the relevant equation for determining the ERP or EIRP from the conducted RF output power measured using the guidance provided above is:

$$\text{ERP or EIRP} = P_{\text{Meas}} + G_{\text{T}} - L_{\text{C}}$$

Where:

ERP or EIRP = effective radiated power or equivalent isotropically radiated power, respectively

(expressed in the same units as  $P_{\text{Meas}}$ , typically dBW or dBm);

$P_{\text{Meas}}$  = measured transmitter output power or PSD, in dBm or dBW;

$G_{\text{T}}$  = gain of the transmitting antenna, in dBd (ERP) or dBi (EIRP);

$L_{\text{C}}$  = signal attenuation in the connecting cable between the transmitter and antenna, in dB.

##### **CONDUCTED POWER MEASUREMENT:**

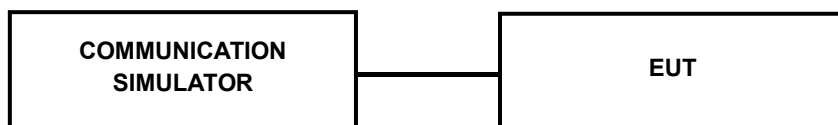
The EUT was set up for the maximum power with GPRS/WCDMA/LTE link data modulation and link up with simulator. Set the EUT to transmit under low, middle and high channel and record the power level shown on simulator.



### 3.1.3 TEST SETUP

EIRP / ERP Measurement:

CONDUCTED POWER MEASUREMENT:



### 3.1.4 TEST RESULTS

CONDUCTED OUTPUT POWER (dBm)

Band	GSM1900			Max. Tune-up Power
	512	661	810	
Channel	1850.2	1880	1909.8	
Frequency				
GPRS (GMSK, 1Tx-slot)	29.25	29.34	<b>29.68</b>	30.0
GPRS (GMSK, 2Tx-slot)	26.74	26.46	27.05	28.0
EDGE (8PSK, 1Tx-slot)	25.56	25.71	25.91	27.0
EDGE (8PSK, 2Tx-slot)	23.92	23.83	24.30	25.0
EDGE (8PSK, 3Tx-slot)	21.81	21.87	22.19	22.5
EDGE (8PSK, 4Tx-slot)	20.04	20.02	20.43	21.0

Band	WCDMA II			Max. Tune-up Power
	9262	9400	9538	
Channel	1852.4	1880	1907.6	
Frequency				
RMC 12.2K	22.36	<b>22.70</b>	22.32	23.0
HSDPA Subtest-1	21.37	21.58	21.42	22.0
HSDPA Subtest-2	21.36	21.64	21.34	22.0
HSDPA Subtest-3	20.78	21.16	20.88	21.5
HSDPA Subtest-4	20.95	21.30	20.90	21.5
DC-HSDPA Subtest-1	21.28	21.47	21.41	22.0
DC-HSDPA Subtest-2	21.33	21.53	21.33	22.0
DC-HSDPA Subtest-3	20.73	21.16	20.78	21.5
DC-HSDPA Subtest-4	20.95	21.33	20.95	21.5
HSUPA Subtest-1	21.38	21.65	21.47	22.0
HSUPA Subtest-2	19.31	19.63	19.33	20.0
HSUPA Subtest-3	20.22	20.62	20.29	21.0
HSUPA Subtest-4	19.36	19.69	19.42	20.0
HSUPA Subtest-5	21.29	21.56	21.25	22.0



Test Report No.: PSU-QSU2206080111RF02

LTE BAND 2

Band/BW	Modulation	RB Size	RB Offset	Low CH 18607	Mid CH 18900	High CH 19193	MPR
				Frequency 1850.7 MHz	Frequency 1880 MHz	Frequency 1909.3 MHz	
2/ 1.4	QPSK	1	0	21.08	21.18	21.08	0
		1	2	21.35	21.11	21.27	0
		1	5	20.99	20.91	20.87	0
		3	0	20.80	20.64	20.78	0
		3	1	20.88	20.76	20.62	0
		3	3	20.90	20.68	20.78	0
		6	0	19.94	19.76	19.66	1
	16QAM	1	0	19.79	19.67	19.69	1
		1	2	19.98	19.74	19.88	1
		1	5	19.80	19.58	19.70	1
		3	0	19.83	19.71	19.77	1
		3	1	19.84	19.80	19.80	1
		3	3	19.70	19.70	19.70	1
		6	0	18.79	18.69	18.71	2

Band/BW	Modulation	RB Size	RB Offset	Low CH 18615	Mid CH 18900	High CH 19185	MPR
				Frequency 1851.5 MHz	Frequency 1880 MHz	Frequency 1908.5 MHz	
2/ 3	QPSK	1	0	21.11	21.15	21.08	0
		1	7	21.36	21.09	21.27	0
		1	14	20.96	20.90	20.91	0
		8	0	19.82	19.67	19.75	1
		8	3	19.81	19.77	19.65	1
		8	7	19.91	19.71	19.83	1
		15	0	19.89	19.80	19.63	1
	16QAM	1	0	19.77	19.69	19.72	1
		1	7	19.92	19.80	19.85	1
		1	14	19.83	19.58	19.69	1
		8	0	18.79	18.70	18.74	2
		8	3	18.86	18.79	18.79	2
		8	7	18.67	18.70	18.69	2
		15	0	18.79	18.64	18.71	2



Test Report No.: PSU-QSU2206080111RF02

Band/BW	Modulation	RB Size	RB Offset	Low CH 18625	Mid CH 18900	High CH 19175	MPR
				Frequency 1852.5 MHz	Frequency 1880 MHz	Frequency 1907.5 MHz	
2/ 5	QPSK	1	0	21.10	21.20	21.07	0
		1	12	21.31	21.12	21.27	0
		1	24	20.95	20.91	20.87	0
		12	0	19.79	19.67	19.78	1
		12	6	19.81	19.76	19.64	1
		12	13	19.87	19.75	19.82	1
		25	0	19.91	19.77	19.60	1
	16QAM	1	0	19.76	19.73	19.72	1
		1	12	19.95	19.77	19.86	1
		1	24	19.83	19.58	19.70	1
		12	0	18.79	18.72	18.77	2
		12	6	18.89	18.75	18.83	2
		12	13	18.72	18.68	18.66	2
		25	0	18.79	18.63	18.74	2

Band/BW	Modulation	RB Size	RB Offset	Low CH 18650	Mid CH 18900	High CH 19150	MPR
				Frequency 1855 MHz	Frequency 1880 MHz	Frequency 1905 MHz	
2/ 10	QPSK	1	0	21.15	21.18	21.05	0
		1	24	21.34	21.14	21.23	0
		1	49	20.99	20.97	20.88	0
		25	0	19.80	19.67	19.79	1
		25	12	19.88	19.76	19.65	1
		25	25	19.87	19.69	19.82	1
		50	0	19.94	19.78	19.65	1
	16QAM	1	0	19.81	19.73	19.68	1
		1	24	19.96	19.77	19.88	1
		1	49	19.79	19.64	19.68	1
		25	0	18.85	18.68	18.81	2
		25	12	18.84	18.77	18.80	2
		25	25	18.71	18.69	18.69	2
		50	0	18.84	18.66	18.68	2



Test Report No.: PSU-QSU2206080111RF02

Band/BW	Modulation	RB Size	RB Offset	Low CH 18675	Mid CH 18900	High CH 19125	MPR
				Frequency 1857.5 MHz	Frequency 1880 MHz	Frequency 1902.5 MHz	
2/ 15	QPSK	1	0	21.08	21.18	21.08	0
		1	37	21.36	21.09	21.28	0
		1	74	20.93	20.94	20.87	0
		36	0	19.83	19.66	19.78	1
		36	19	19.87	19.71	19.65	1
		36	39	19.89	19.68	19.82	1
		75	0	19.94	19.80	19.60	1
	16QAM	1	0	19.77	19.66	19.68	1
		1	37	19.97	19.76	19.88	1
		1	74	19.83	19.59	19.66	1
		36	0	18.81	18.68	18.80	2
		36	19	18.90	18.73	18.84	2
		36	39	18.66	18.71	18.66	2
		75	0	18.83	18.63	18.75	2

Band/BW	Modulation	RB Size	RB Offset	Low CH 18700	Mid CH 18900	High CH 19100	MPR
				Frequency 1860 MHz	Frequency 1880 MHz	Frequency 1900 MHz	
2/ 20	QPSK	1	0	21.16	21.22	21.13	0
		1	50	<b>21.38</b>	21.17	21.29	0
		1	99	21.01	20.98	20.92	0
		50	0	19.86	19.72	19.80	1
		50	25	19.89	19.78	19.70	1
		50	50	19.95	19.76	19.84	1
		100	0	19.95	19.82	19.68	1
	16QAM	1	0	19.84	19.74	19.74	1
		1	50	20.00	19.82	19.90	1
		1	99	19.85	19.66	19.71	1
		50	0	18.87	18.76	18.82	2
		50	25	18.92	18.81	18.85	2
		50	50	18.74	18.75	18.71	2
		100	0	18.85	18.71	18.76	2



Test Report No.: PSU-QSU2206080111RF02

### EIRP POWER (dBm)

#### GPRS 1900

Channel	Frequency (MHz)	Conducted Power (dBm)	G <sub>T</sub> -L <sub>C</sub> (dB)	EIRP (dBm)	EIRP (mW)	Limit (W)
512	1850.2	29.25	1.1	30.35	1083.93	2
661	1880.0	29.34	1.1	30.44	1106.62	2
810	1909.8	29.68	1.1	30.78	1196.74	2

#### EDGE 1900

Channel	Frequency (MHz)	Conducted Power (dBm)	G <sub>T</sub> -L <sub>C</sub> (dB)	EIRP (dBm)	EIRP (mW)	Limit (W)
512	1850.2	25.56	1.1	26.66	463.45	2
661	1880.0	25.71	1.1	26.81	479.73	2
810	1909.8	25.91	1.1	27.01	502.34	2

#### WCDMA

Channel	Frequency (MHz)	Conducted Power (dBm)	G <sub>T</sub> -L <sub>C</sub> (dB)	EIRP (dBm)	EIRP (mW)	Limit (W)
9662	1852.4	22.36	1.1	23.46	221.82	2
9800	1880	22.7	1.1	23.8	239.88	2
9938	1907.6	22.32	1.1	23.42	219.79	2



**LTE BAND 2**

**CHANNEL BANDWIDTH: 1.4MHz QPSK**

Channel	Frequency (MHz)	Conducted Power (dBm)	G <sub>T-Lc</sub> (dB)	EIRP (dBm)	EIRP (mW)	Limit (W)
18607	1850.7	21.35	1.1	22.45	175.79	2
18900	1880.0	21.18	1.1	22.28	169.04	2
19193	1908.3	21.27	1.1	22.37	172.58	2

**CHANNEL BANDWIDTH: 1.4MHz 16QAM**

Channel	Frequency (MHz)	Conducted Power (dBm)	G <sub>T-Lc</sub> (dB)	EIRP (dBm)	EIRP (mW)	Limit (W)
18607	1850.7	19.98	1.1	21.08	128.23	2
18900	1880.0	19.8	1.1	20.9	123.03	2
19193	1908.3	19.88	1.1	20.98	125.31	2

**CHANNEL BANDWIDTH: 3MHz QPSK**

Channel	Frequency (MHz)	Conducted Power (dBm)	G <sub>T-Lc</sub> (dB)	EIRP (dBm)	EIRP (mW)	Limit (W)
18615	1851.5	21.36	1.1	22.46	176.20	2
18900	1880.0	21.15	1.1	22.25	167.88	2
19185	1908.5	21.27	1.1	22.37	172.58	2

**CHANNEL BANDWIDTH: 3MHz 16QAM**

Channel	Frequency (MHz)	Conducted Power (dBm)	G <sub>T-Lc</sub> (dB)	EIRP (dBm)	EIRP (mW)	Limit (W)
18615	1851.5	19.92	1.1	21.02	126.47	2
18900	1880.0	19.8	1.1	20.9	123.03	2
19185	1908.5	19.85	1.1	20.95	124.45	2



**CHANNEL BANDWIDTH: 5MHz QPSK**

Channel	Frequency (MHz)	Conducted Power (dBm)	G <sub>T-Lc</sub> (dB)	EIRP (dBm)	EIRP (mW)	Limit (W)
18625	1852.5	21.31	1.1	22.41	174.18	2
18900	1880.0	21.2	1.1	22.3	169.82	2
19175	1907.5	21.27	1.1	22.37	172.58	2

**CHANNEL BANDWIDTH: 5MHz 16QAM**

Channel	Frequency (MHz)	Conducted Power (dBm)	G <sub>T-Lc</sub> (dB)	EIRP (dBm)	EIRP (mW)	Limit (W)
18625	1852.5	19.95	1.1	21.05	127.35	2
18900	1880.0	19.77	1.1	20.87	122.18	2
19175	1907.5	19.86	1.1	20.96	124.74	2

**CHANNEL BANDWIDTH: 10MHz QPSK**

Channel	Frequency (MHz)	Conducted Power (dBm)	G <sub>T-Lc</sub> (dB)	EIRP (dBm)	EIRP (mW)	Limit (W)
18650	1855.0	21.34	1.1	22.44	175.39	2
18900	1880.0	21.18	1.1	22.28	169.04	2
19150	1905.0	21.23	1.1	22.33	171	2

**CHANNEL BANDWIDTH: 10MHz 16QAM**

Channel	Frequency (MHz)	Conducted Power (dBm)	G <sub>T-Lc</sub> (dB)	EIRP (dBm)	EIRP (mW)	Limit (W)
18650	1855.0	19.96	1.1	21.06	127.64	2
18900	1880.0	19.77	1.1	20.87	122.18	2
19150	1905.0	19.88	1.1	20.98	125.31	2





Test Report No.: PSU-QSU2206080111RF02

**CHANNEL BANDWIDTH: 15MHz QPSK**

Channel	Frequency (MHz)	Conducted Power (dBm)	G <sub>T-Lc</sub> (dB)	EIRP (dBm)	EIRP (mW)	Limit (W)
18675	1857.5	21.36	1.1	22.46	176.20	2
18900	1880.0	21.18	1.1	22.28	169.04	2
19125	1902.5	21.28	1.1	22.38	172.98	2

**CHANNEL BANDWIDTH: 15MHz 16QAM**

Channel	Frequency (MHz)	Conducted Power (dBm)	G <sub>T-Lc</sub> (dB)	EIRP (dBm)	EIRP (mW)	Limit (W)
18675	1857.5	19.97	1.1	21.07	127.94	2
18900	1880.0	19.76	1.1	20.86	121.9	2
19125	1902.5	19.88	1.1	20.98	125.31	2

**CHANNEL BANDWIDTH: 20MHz QPSK**

Channel	Frequency (MHz)	Conducted Power (dBm)	G <sub>T-Lc</sub> (dB)	EIRP (dBm)	EIRP (mW)	Limit (W)
18700	1860	21.38	1.1	22.48	177.01	2
18900	1880	21.22	1.1	22.32	170.61	2
19100	1900	21.29	1.1	22.39	173.38	2

**CHANNEL BANDWIDTH: 20MHz 16QAM**

Channel	Frequency (MHz)	Conducted Power (dBm)	G <sub>T-Lc</sub> (dB)	EIRP (dBm)	EIRP (mW)	Limit (W)
18700	1860	20	1.1	21.1	128.82	2
18900	1880	19.82	1.1	20.92	123.59	2
19100	1900	19.9	1.1	21	125.89	2

### 3.2 FREQUENCY STABILITY MEASUREMENT

#### 3.2.1 LIMITS OF FREQUENCY STABILITY MEASUREMENT

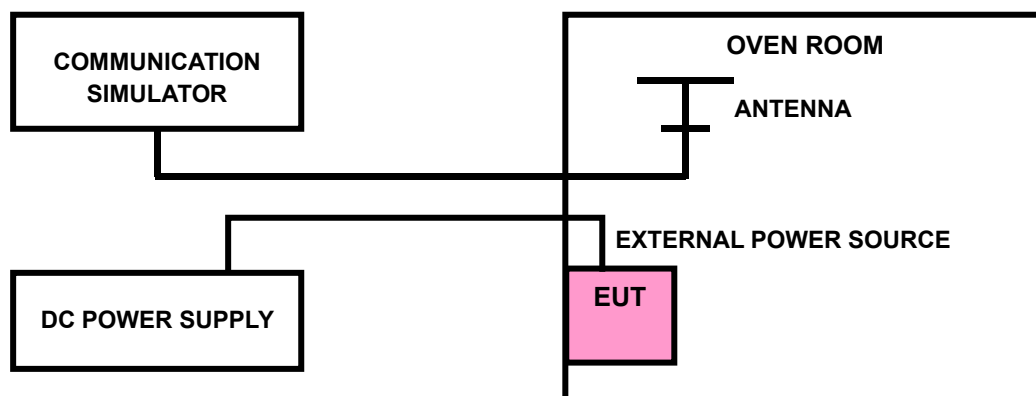
The frequency stability shall be sufficient to ensure that the fundamental emission stays within the authorized frequency block.

#### 3.2.2 TEST PROCEDURE

- a. Device is placed at the oven room. The oven room could control the temperatures and humidity. Power warm up is at least 15 min and power applied should perform before recording frequency error.
- b. EUT is connected the external power supply to control the DC input power. The test voltage range is from minimum to maximum working voltage. Each step shall be record the frequency error rate.
- c. The temperature range step is 10 degrees in this test items. All temperature levels shall be hold the  $\pm 0.5^{\circ}\text{C}$  during the measurement testing. The each temperature step shall be at least 0.5 hours, consider the EUT could be test under the stability condition.

**NOTE:** The frequency error was recorded frequency error from the communication simulator.

#### 3.2.3 TEST SETUP





Test Report No.: PSU-QSU2206080111RF02

### 3.2.4 TEST RESULTS

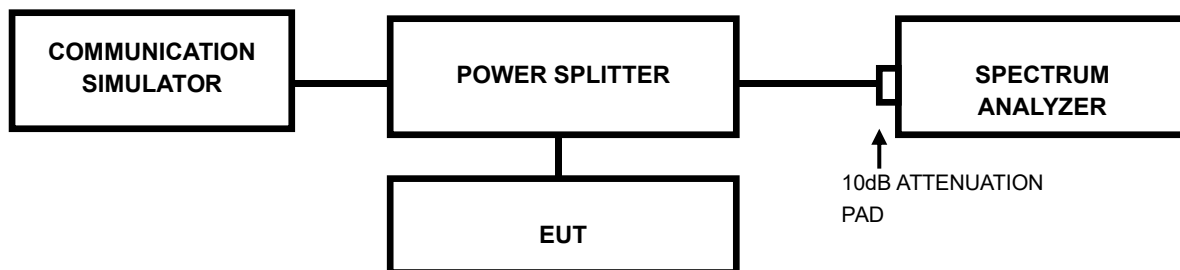
Please Refer to Appendix B Of this test report.

### 3.3 OCCUPIED BANDWIDTH MEASUREMENT

#### 3.3.1 TEST PROCEDURES

The EUT makes a call to the communication simulator. All measurements were done at low, middle and high operational frequency range. The communication simulator station system controlled a EUT to export maximum output power under transmission mode and specific channel frequency. Use OBW measurement function of Spectrum analyzer to measure 99 % occupied bandwidth.

#### 3.3.2 TEST SETUP





Test Report No.: PSU-QSU2206080111RF02

### 3.3.3 TEST RESULTS

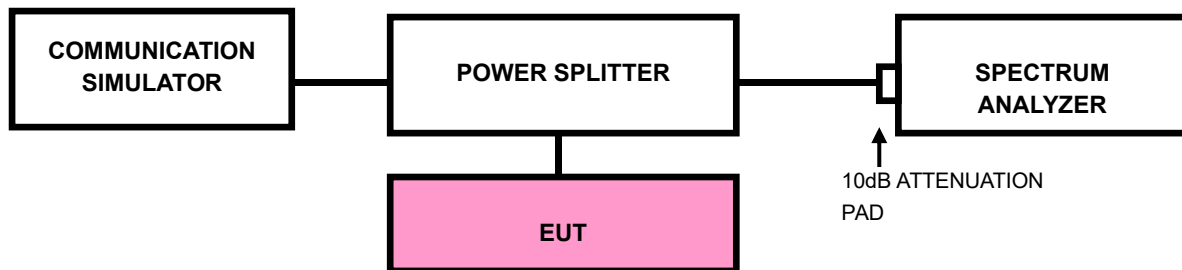
Please Refer to Appendix B Of this test report.

### 3.4 BAND EDGE MEASUREMENTC

#### 3.4.1 LIMITS OF BAND EDGE MEASUREMENT

Power of any emission outside of the authorized operating frequency ranges must be attenuated below the transmitting power (P) by a factor of at least  $43 + 10 \log(P)$  dB. In the 1 MHz bands immediately outside and adjacent to the frequency block a resolution bandwidth of at least one percent of the emission bandwidth of the fundamental emission of the transmitter may be employed.

#### 3.4.2 TEST SETUP





### 3.4.3 TEST PROCEDURES

- a. All measurements were done at low and high operational frequency range.
- b. The center frequency of spectrum is the band edge frequency and span is 1~5 MHz. RBW of the spectrum is 10kHz and VBW of the spectrum is 30kHz (LTE bandwidth for (1.4M/3M/5M/10M/15M/20M)1RB/0RB&1RB/MAXRB).
- c. The center frequency of spectrum is the band edge frequency and span is 10MHz. RBW of the spectrum is 100kHz and VBW of the spectrum is 300kHz (WCDMA).
- d. The center frequency of spectrum is the band edge frequency and span is 1~5 MHz. RBW of the spectrum is  $\geq 1\% \cdot \text{EBW}$  kHz and VBW of the spectrum is  $3 \cdot \text{RBW}$  kHz. (LTE bandwidth 1.4M/3M/5M/10M/15M/20MHz).
- e. Record the max trace plot into the test report.

### 3.4.4 TEST RESULTS

Please Refer to Appendix B Of this test report.

### 3.5 CONDUCTED SPURIOUS EMISSIONS

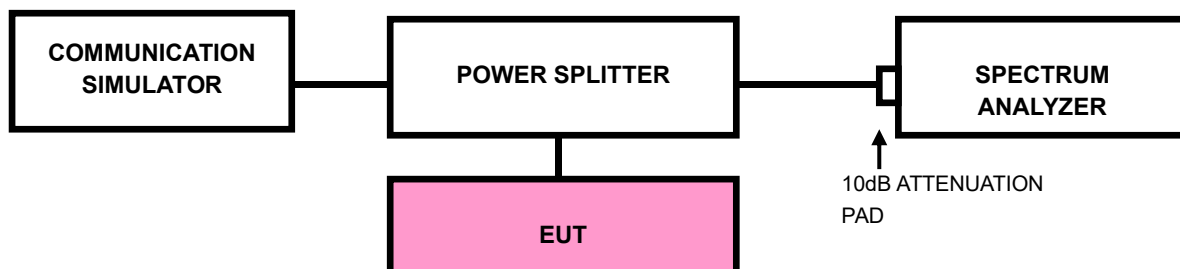
#### 3.5.1 LIMITS OF CONDUCTED SPURIOUS EMISSIONS MEASUREMENT

The power of any emission outside of the authorized operating frequency ranges must be attenuated below the transmitting power (P) by a factor of at least  $43 + 10 \log(P)$  dB. The emission limit equal to  $-13\text{dBm}$ .

#### 3.5.2 TEST PROCEDURE

- The EUT makes a phone call to the communication simulator. All measurements were done at low, middle and high operational frequency range.
- Measuring frequency range is from 9kHz up to a frequency including its 10<sup>th</sup> harmonic. 10dB attenuation pad is connected with spectrum. RBW=1MHz and VBW=3MHz is used for conducted emission measurement.

#### 3.5.3 TEST SETUP







Test Report No.: PSU-QSU2206080111RF02

### 3.5.4 TEST RESULTS

NOTE : The 9K~30MHz amplitude of spurious emissions attenuated more than 20 dB below the permissible value is not required in the report.

Please Refer to Appendix B Of this test report.



### 3.6 RADIATED EMISSION MEASUREMENT

#### 3.6.1 LIMITS OF RADIATED EMISSION MEASUREMENT

The power of any emission outside of the authorized operating frequency ranges must be attenuated below the transmitting power (P) by a factor of at least  $43 + 10 \log(P)$  dB. The emission limit equal to  $-13\text{dBm}$ .

#### 3.6.2 TEST PROCEDURES

- a. Substitution method is used for E.I.R.P measurement. In the semi-anechoic chamber, EUT placed on the 0.8m height of Turn Table, rotated the table around 360 degrees to search the maximum radiation power and receiver antenna shall be rotated vertical and horizontal polarization and moved height from 1m to 4m to find the maximum polar radiated power. The "Read Value" is the spectrum reading the maximum power value.
- b. The substitution horn antenna is substituted for EUT at the same position and signals generator export the CW signal to the substitution antenna via a TX cable. Rotated the Turn Table and moved receiving antenna to find the maximum radiation power. Adjust output power level of S.G to get a Value of spectrum reading equal to "Read Value" of step a. Record the power level of S.G
- c.  $\text{EIRP} = \text{Output power level of S.G} - \text{TX cable loss} + \text{Antenna gain of substitution horn}$ .

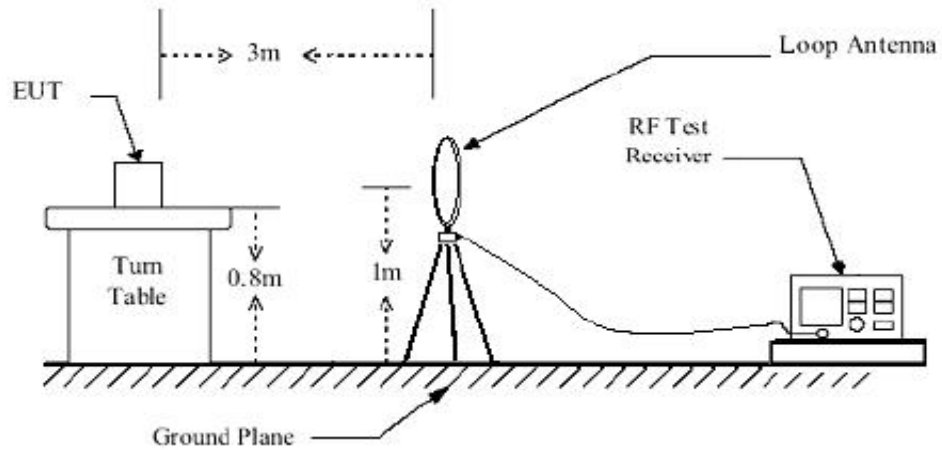
**NOTE:** The resolution bandwidth and video bandwidth of test receiver/spectrum analyzer is 1MHz/3MHz.

#### 3.6.3 DEVIATION FROM TEST STANDARD

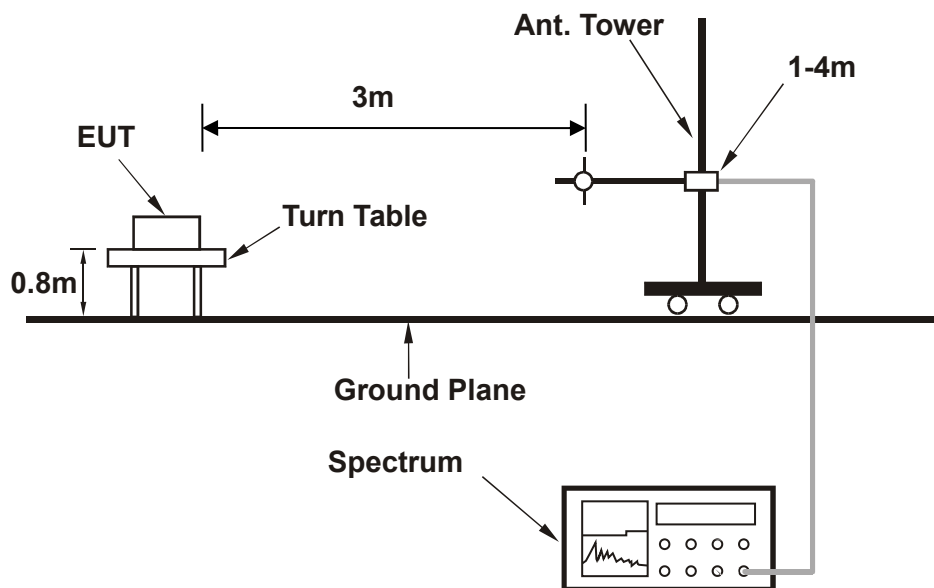
No deviation

### 3.6.4 TEST SETUP

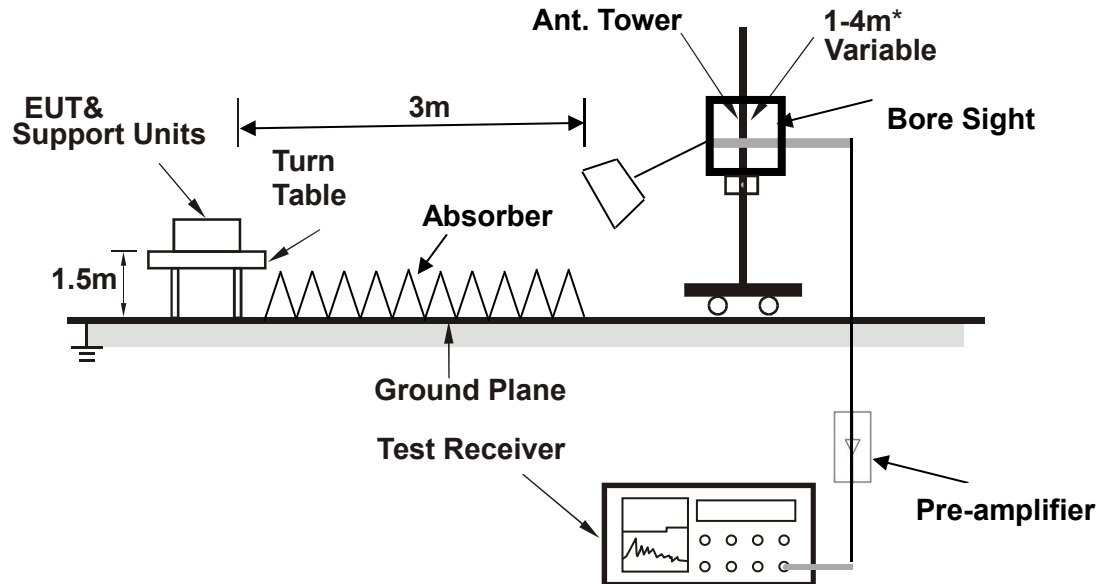
#### < Frequency Range below 30MHz >



#### < Frequency Range 30MHz~1GHz >



<Frequency Range above 1GHz>



**Note:** Above 1G is a directional antenna depends on the EUT height and the antenna 3dB beamwidth both, refer to section 7.3 of CISPR 16-2-3.

For the actual test configuration, please refer to the attached file (Test Setup Photo).



### 3.6.5 TEST RESULTS

NOTE : The 9K~30MHz amplitude of spurious emissions attenuated more than 20 dB below the permissible value is not required in the report.

#### BELOW 1GHz WORST-CASE DATA

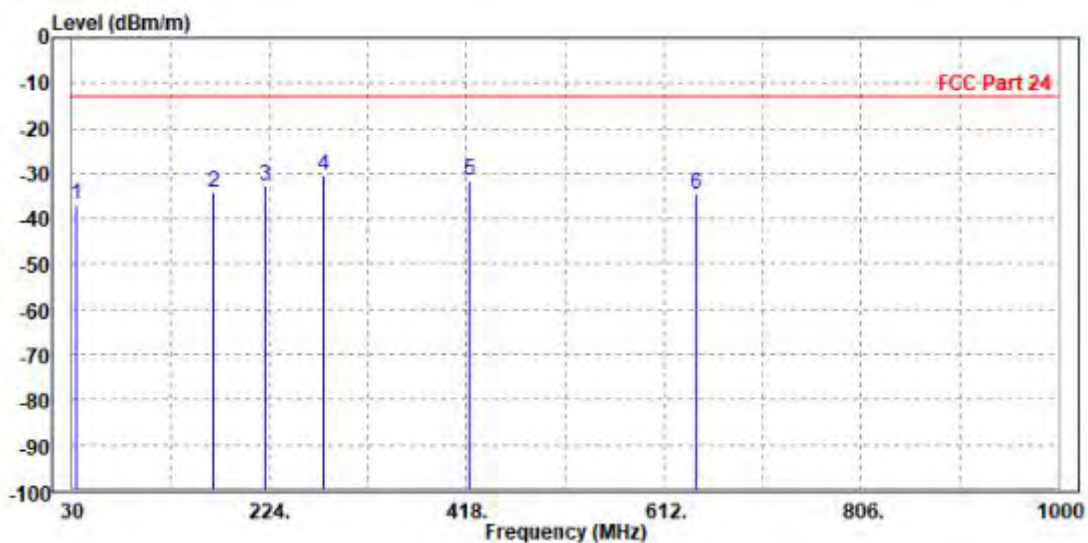
30 MHz – 1GHz data:

WCDMA Band II

CHANNEL BANDWIDTH: 9262~9538

<b>MODE</b>	TX channel 9538	<b>FREQUENCY RANGE</b>	Below 1000MHz
<b>ENVIRONMENTAL CONDITIONS</b>	23deg. C, 70%RH	<b>INPUT POWER</b>	EUT 5.0V
<b>TESTED BY</b>	Gavin Guo		
<b>ANTENNA POLARITY &amp; TEST DISTANCE: HORIZONTAL AT 3 M</b>			

	Freq	Level	Read Level	Limit Line	Over Limit	Factor	Remark	Pol/Phase
	MHz	dBm/m	dBm	dBm/m	dB	dB/m		
1	33.880	-36.86	-55.93	-13.00	-23.86	19.07	Peak	Horizontal
2	168.710	-34.30	-45.42	-13.00	-21.30	11.12	Peak	Horizontal
3	220.120	-32.58	-44.77	-13.00	-19.58	12.19	Peak	Horizontal
4 PP	277.350	-30.32	-44.09	-13.00	-17.32	13.77	Peak	Horizontal
5	419.940	-31.59	-48.17	-13.00	-18.59	16.58	Peak	Horizontal
6	643.040	-34.48	-55.00	-13.00	-21.48	20.52	Peak	Horizontal

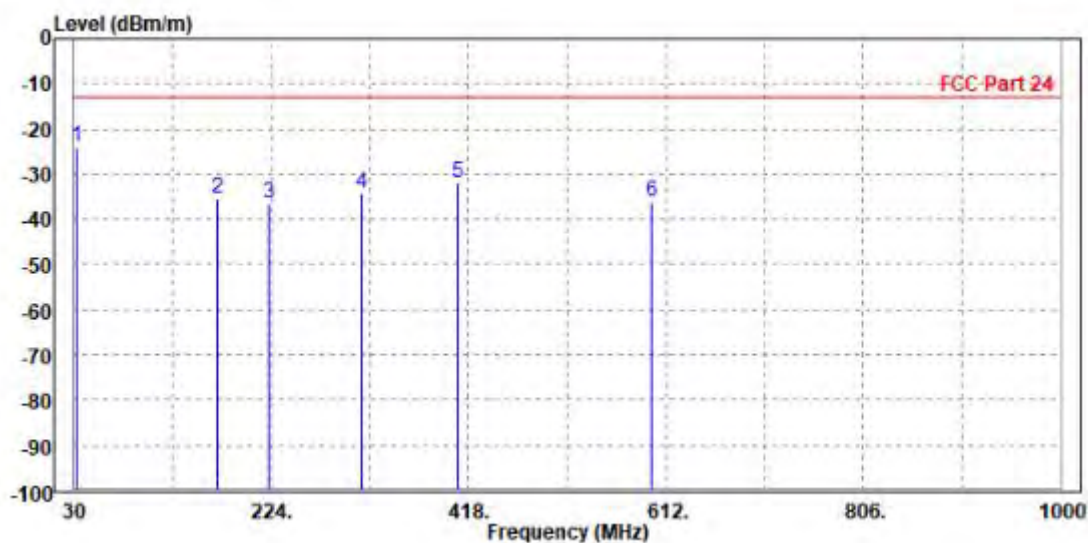




Test Report No.: PSU-QSU2206080111RF02

<b>MODE</b>	TX channel 9538	<b>FREQUENCY RANGE</b>	Below 1000MHz
<b>ENVIRONMENTAL CONDITIONS</b>	23deg. C, 70%RH	<b>INPUT POWER</b>	EUT 5.0V
<b>TESTED BY</b>	Gavin Guo		
<b>ANTENNA POLARITY &amp; TEST DISTANCE: VERTICAL AT 3 M</b>			

	Freq	Level	Read Level	Limit Line	Over Limit	Factor	Remark	Pol/Phase	
	MHz	dBm/m	dBm	dBm/m	dB	dB/m			
1	PP	32.910	-23.95	-42.79	-13.00	-10.95	18.84	Peak	Vertical
2		170.650	-35.24	-46.30	-13.00	-22.24	11.06	Peak	Vertical
3		221.090	-36.50	-48.46	-13.00	-23.50	11.96	Peak	Vertical
4		312.270	-34.33	-48.61	-13.00	-21.33	14.28	Peak	Vertical
5		407.330	-32.08	-48.48	-13.00	-19.08	16.40	Peak	Vertical
6		598.420	-35.94	-55.51	-13.00	-22.94	19.57	Peak	Vertical





**ABOVE 1GHz**

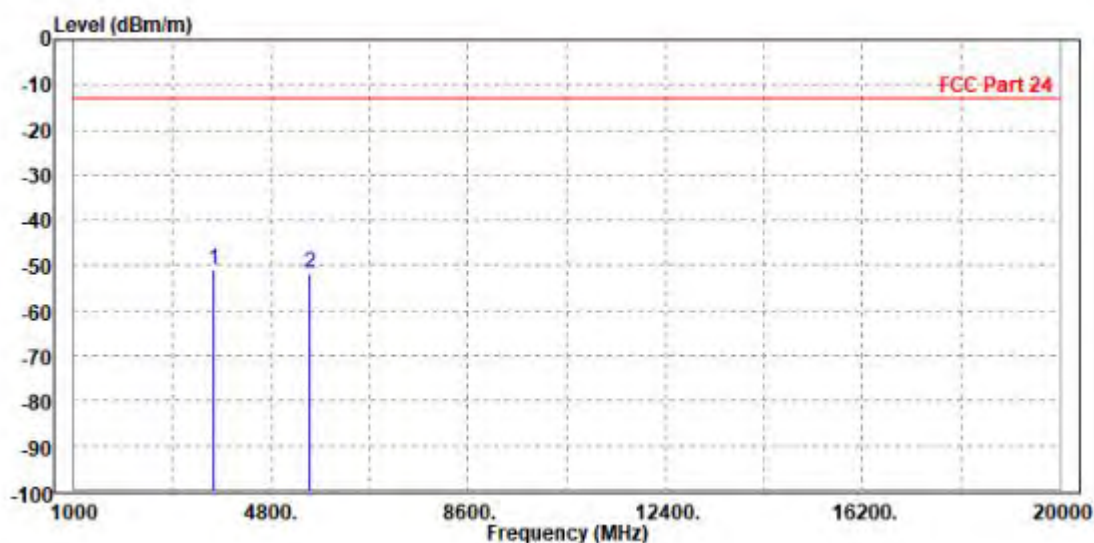
**Note:** For higher frequency, the emission is too low to be detected.

**GPRS 1900:**

**CH 512**

<b>MODE</b>	TX channel 512	<b>FREQUENCY RANGE</b>	Above 1000MHz
<b>ENVIRONMENTAL CONDITIONS</b>	23deg. C, 70%RH	<b>INPUT POWER</b>	EUT 5.0V
<b>TESTED BY</b>	Gavin Guo		
<b>ANTENNA POLARITY &amp; TEST DISTANCE: HORIZONTAL AT 3 M</b>			

	Freq	Level	Read Level	Limit Line	Over Limit	Factor	Remark	Pol/Phase
	MHz	dBm/m	dBm	dBm/m	dB	dB/m		
1	PP 3698.000	-50.91	-59.69	-13.00	-37.91	8.78	Peak	Horizontal
2	5550.600	-51.59	-61.78	-13.00	-38.59	10.19	Peak	Horizontal

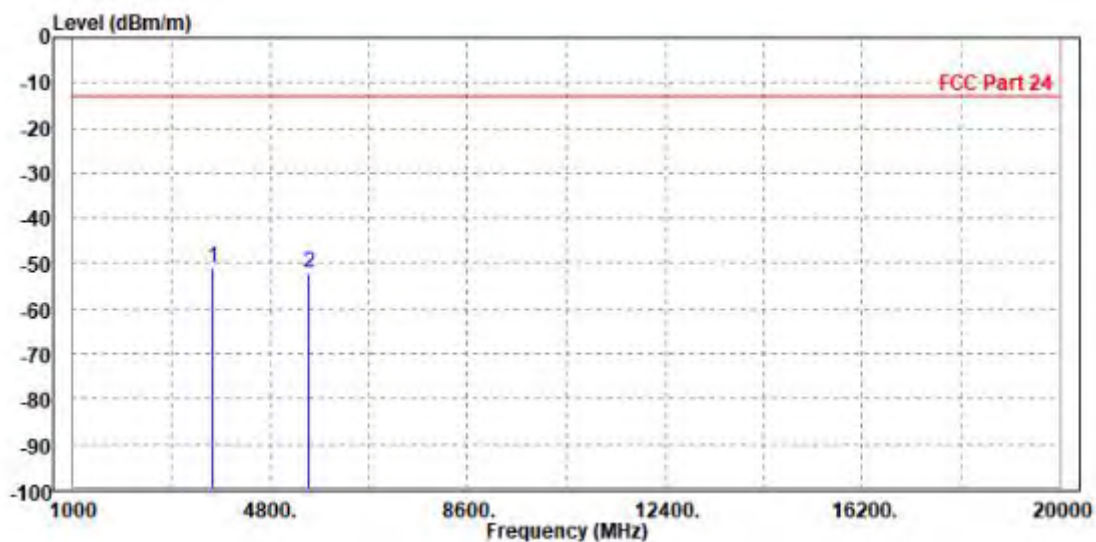




Test Report No.: PSU-QSU2206080111RF02

<b>MODE</b>	TX channel 512	<b>FREQUENCY RANGE</b>	Above 1000MHz
<b>ENVIRONMENTAL CONDITIONS</b>	23deg. C, 70%RH	<b>INPUT POWER</b>	EUT 5.0V
<b>TESTED BY</b>	Gavin Guo		
<b>ANTENNA POLARITY &amp; TEST DISTANCE: VERTICAL AT 3 M</b>			

	Freq	Level	Read Level	Limit Line	Over Limit	Factor	Remark	Pol/Phase
	MHz	dBm/m	dBm	dBm/m	dB	dB/m		
1	PP 3698.000	-51.13	-60.38	-13.00	-38.13	9.25	Peak	Vertical
2	5550.600	-52.25	-62.15	-13.00	-39.25	9.90	Peak	Vertical





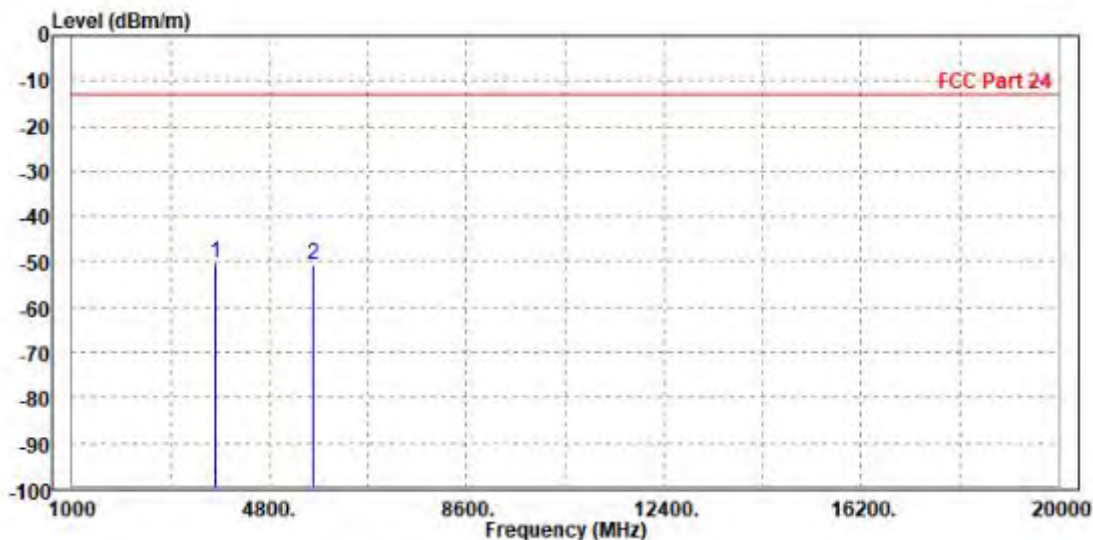


Test Report No.: PSU-QSU2206080111RF02

CH 661

<b>MODE</b>	TX channel 661	<b>FREQUENCY RANGE</b>	Above 1000MHz
<b>ENVIRONMENTAL CONDITIONS</b>	23deg. C, 70%RH	<b>INPUT POWER</b>	EUT 5.0V
<b>TESTED BY</b>	Gavin Guo		
<b>ANTENNA POLARITY &amp; TEST DISTANCE: HORIZONTAL AT 3 M</b>			

	Freq	Level	Read Level	Limit Line	Over Limit	Factor	Remark	Pol/Phase
	MHz	dBm/m	dBm	dBm/m	dB	dB/m		
1	PP 3755.000	-50.00	-58.85	-13.00	-37.00	8.85	Peak	Horizontal
2	5640.000	-50.69	-61.17	-13.00	-37.69	10.48	Peak	Horizontal

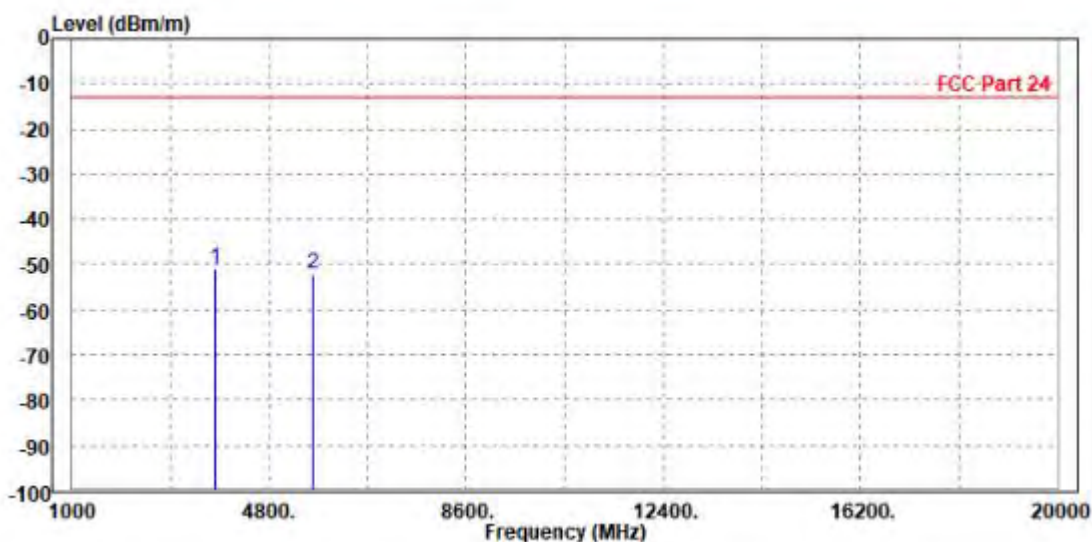




Test Report No.: PSU-QSU2206080111RF02

<b>MODE</b>	TX channel 661	<b>FREQUENCY RANGE</b>	Above 1000MHz
<b>ENVIRONMENTAL CONDITIONS</b>	23deg. C, 70%RH	<b>INPUT POWER</b>	EUT 5.0V
<b>TESTED BY</b>	Gavin Guo		
<b>ANTENNA POLARITY &amp; TEST DISTANCE: VERTICAL AT 3 M</b>			

		Read	Limit	Over				
	Freq	Level	Level	Line	Limit	Factor	Remark	Pol/Phase
	MHz	dBm/m	dBm	dBm/m	dB	dB/m		
1	PP 3755.000	-51.09	-60.36	-13.00	-38.09	9.27	Peak	Vertical
2	5640.000	-52.10	-62.35	-13.00	-39.10	10.25	Peak	Vertical





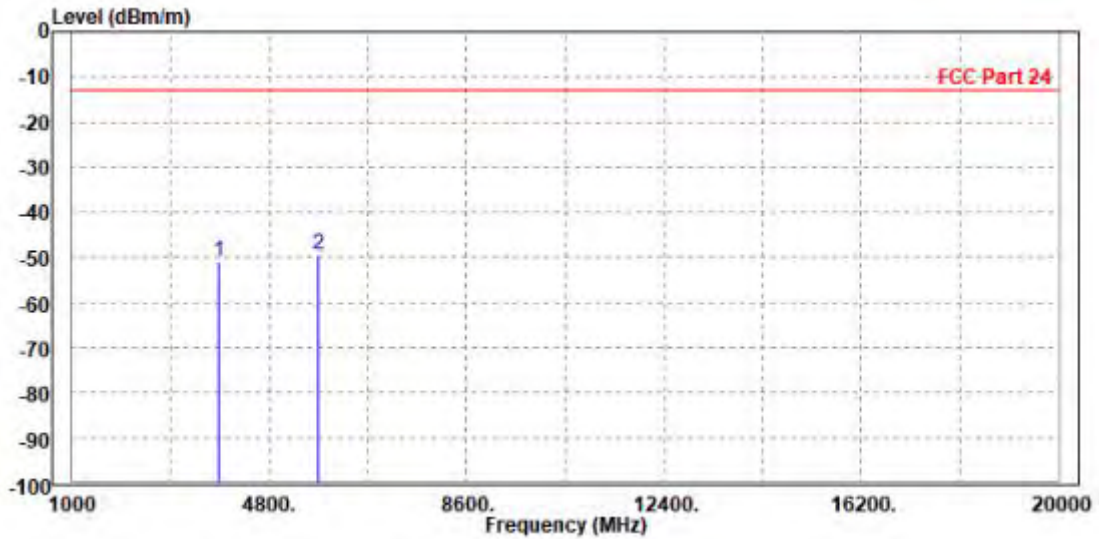
**BUREAU  
VERITAS**

Test Report No.: PSU-QSU2206080111RF02

**CH 810**

<b>MODE</b>	TX channel 810	<b>FREQUENCY RANGE</b>	Above 1000MHz
<b>ENVIRONMENTAL CONDITIONS</b>	23deg. C, 70%RH	<b>INPUT POWER</b>	EUT 5.0V
<b>TESTED BY</b>	Gavin Guo		
<b>ANTENNA POLARITY &amp; TEST DISTANCE: HORIZONTAL AT 3 M</b>			

	Freq	Level	Read Level	Limit Line	Over Limit	Factor	Remark	Pol/Phase
	MHz	dBm/m	dBm	dBm/m	dB	dB/m		
1	3812.000	-50.87	-59.78	-13.00	-37.87	8.91	Peak	Horizontal
2 PP	5729.400	-49.61	-60.39	-13.00	-36.61	10.78	Peak	Horizontal

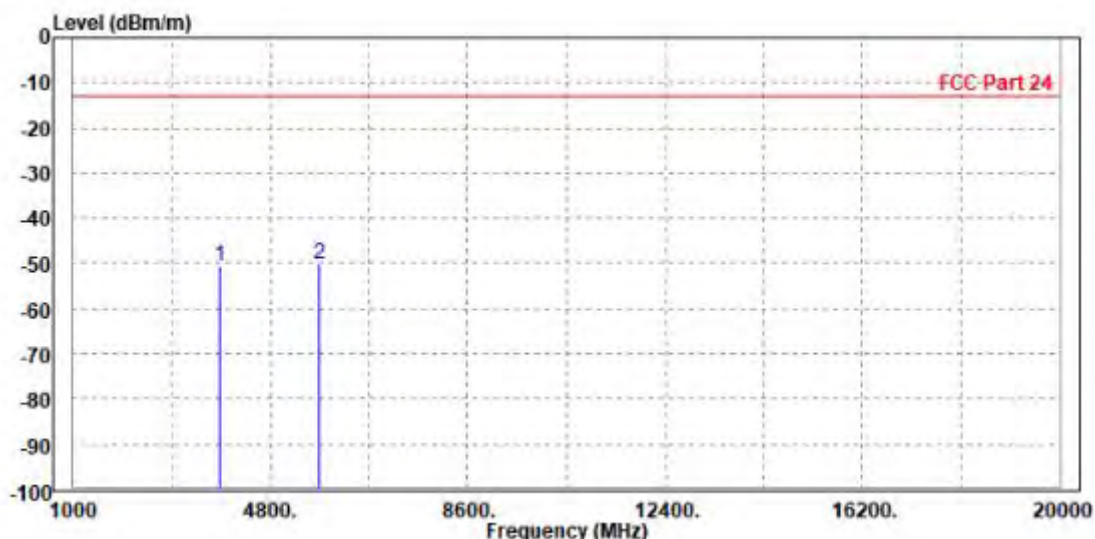




Test Report No.: PSU-QSU2206080111RF02

MODE	TX channel 810	FREQUENCY RANGE	Above 1000MHz
ENVIRONMENTAL CONDITIONS	23deg. C, 70%RH	INPUT POWER	EUT 5.0V
TESTED BY	Gavin Guo		
<b>ANTENNA POLARITY &amp; TEST DISTANCE: VERTICAL AT 3 M</b>			

	Freq	Level	Read Level	Limit Line	Over Limit	Factor	Remark	Pol/Phase
	MHz	dBm/m	dBm	dBm/m	dB	dB/m		
1	3812.000	-50.39	-59.68	-13.00	-37.39	9.29	Peak	Vertical
2	PP 5729.400	-50.23	-60.82	-13.00	-37.23	10.59	Peak	Vertical





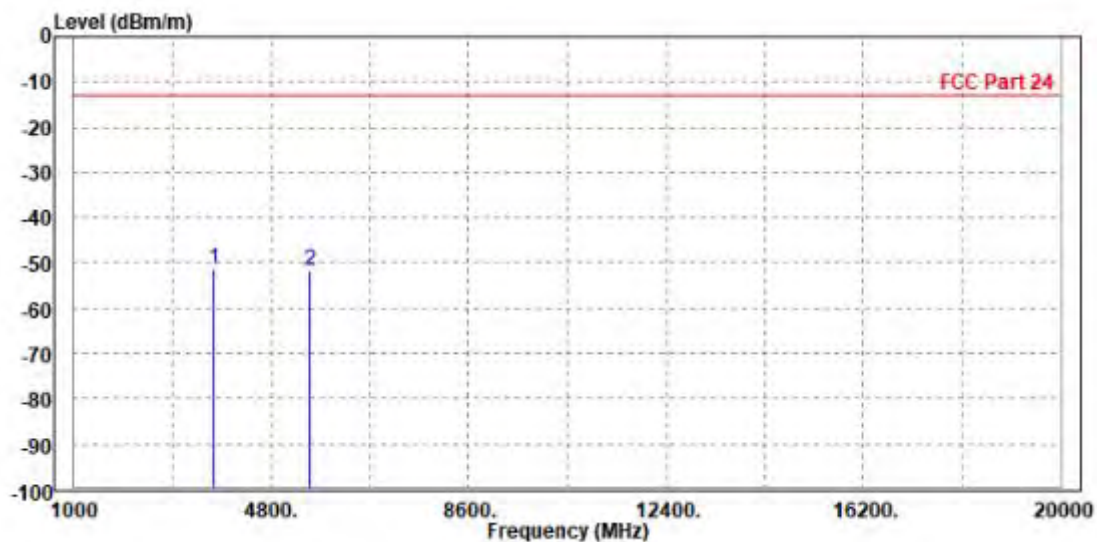
Test Report No.: PSU-QSU2206080111RF02

EDGE 1900:

CH 512

<b>MODE</b>	TX channel 512	<b>FREQUENCY RANGE</b>	Above 1000MHz
<b>ENVIRONMENTAL CONDITIONS</b>	23deg. C, 70%RH	<b>INPUT POWER</b>	EUT 5.0V
<b>TESTED BY</b>	Gavin Guo		
<b>ANTENNA POLARITY &amp; TEST DISTANCE: HORIZONTAL AT 3 M</b>			

	Freq	Level	Read Level	Limit Line	Over Limit	Factor	Remark	Pol/Phase
	MHz	dBm/m	dBm	dBm/m	dB	dB/m		
1	PP 3698.000	-51.46	-60.24	-13.00	-38.46	8.78	Peak	Horizontal
2	5550.600	-51.77	-61.96	-13.00	-38.77	10.19	Peak	Horizontal

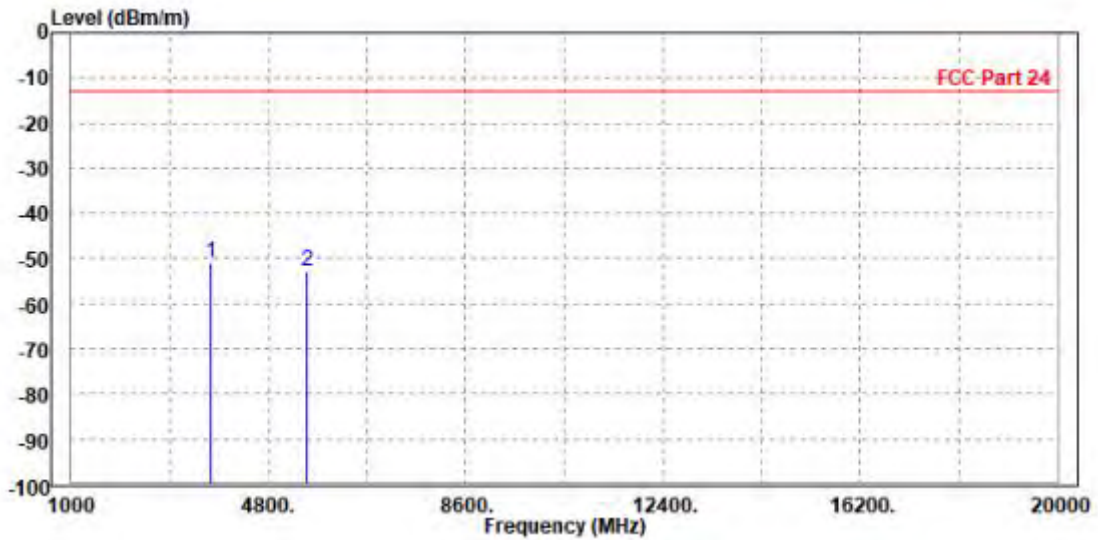




Test Report No.: PSU-QSU2206080111RF02

<b>MODE</b>	TX channel 512	<b>FREQUENCY RANGE</b>	Above 1000MHz
<b>ENVIRONMENTAL CONDITIONS</b>	23deg. C, 70%RH	<b>INPUT POWER</b>	EUT 5.0V
<b>TESTED BY</b>	Gavin Guo		
<b>ANTENNA POLARITY &amp; TEST DISTANCE: VERTICAL AT 3 M</b>			

	Freq	Level	Read Level	Limit Line	Over Limit	Factor	Remark	Pol/Phase
	MHz	dBm/m	dBm	dBm/m	dB	dB/m		
1	PP 3698.000	-50.95	-60.20	-13.00	-37.95	9.25	Peak	Vertical
2	5550.600	-52.89	-62.79	-13.00	-39.89	9.90	Peak	Vertical



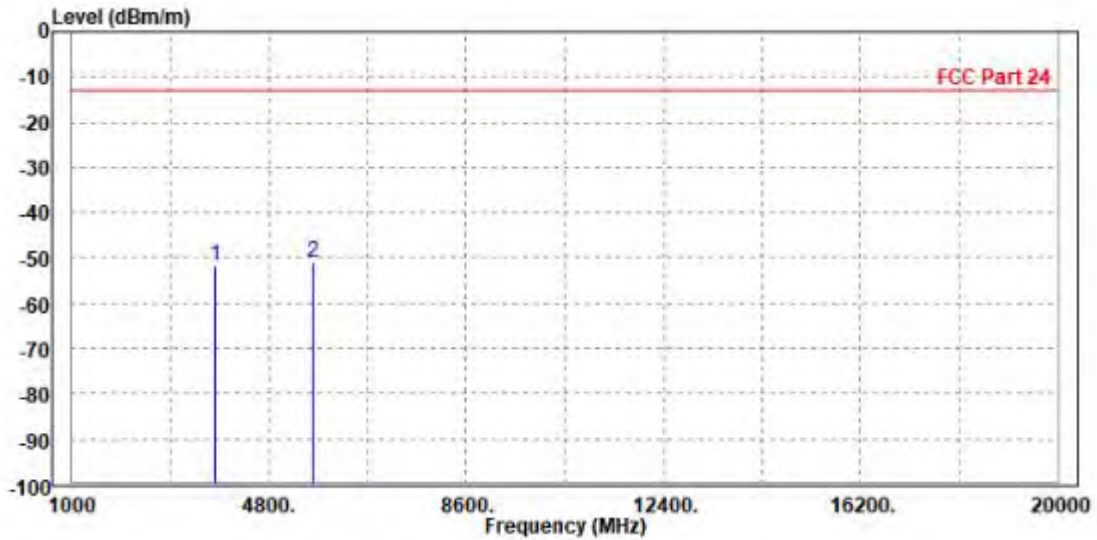


Test Report No.: PSU-QSU2206080111RF02

CH 661

<b>MODE</b>	TX channel 661	<b>FREQUENCY RANGE</b>	Above 1000MHz
<b>ENVIRONMENTAL CONDITIONS</b>	23deg. C, 70%RH	<b>INPUT POWER</b>	EUT 5.0V
<b>TESTED BY</b>	Gavin Guo		
<b>ANTENNA POLARITY &amp; TEST DISTANCE: HORIZONTAL AT 3 M</b>			

	Freq	Level	Read Level	Limit Line	Over Limit	Factor	Remark	Pol/Phase
	MHz	dBm/m	dBm	dBm/m	dB	dB/m		
1	3755.000	-51.52	-60.37	-13.00	-38.52	8.85	Peak	Horizontal
2 PP	5640.000	-51.04	-61.52	-13.00	-38.04	10.48	Peak	Horizontal

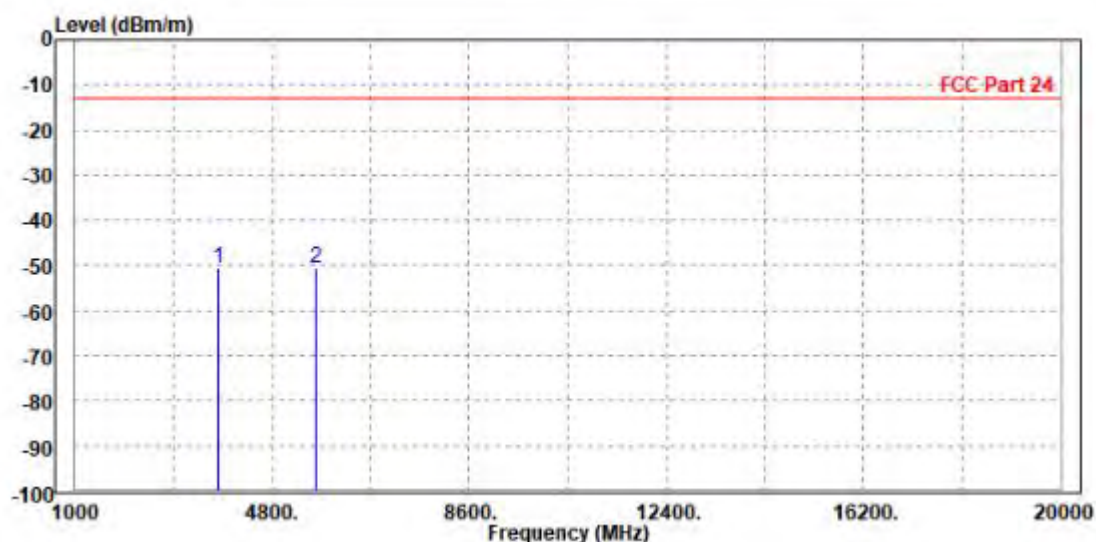




Test Report No.: PSU-QSU2206080111RF02

<b>MODE</b>	TX channel 661	<b>FREQUENCY RANGE</b>	Above 1000MHz
<b>ENVIRONMENTAL CONDITIONS</b>	23deg. C, 70%RH	<b>INPUT POWER</b>	EUT 5.0V
<b>TESTED BY</b>	Gavin Guo		
<b>ANTENNA POLARITY &amp; TEST DISTANCE: VERTICAL AT 3 M</b>			

	Freq	Level	Read Level	Limit Line	Over Limit	Factor	Remark	Pol/Phase
	MHz	dBm/m	dBm	dBm/m	dB	dB/m		
1	PP 3755.000	-50.51	-59.78	-13.00	-37.51	9.27	Peak	Vertical
2	5640.000	-50.69	-60.94	-13.00	-37.69	10.25	Peak	Vertical





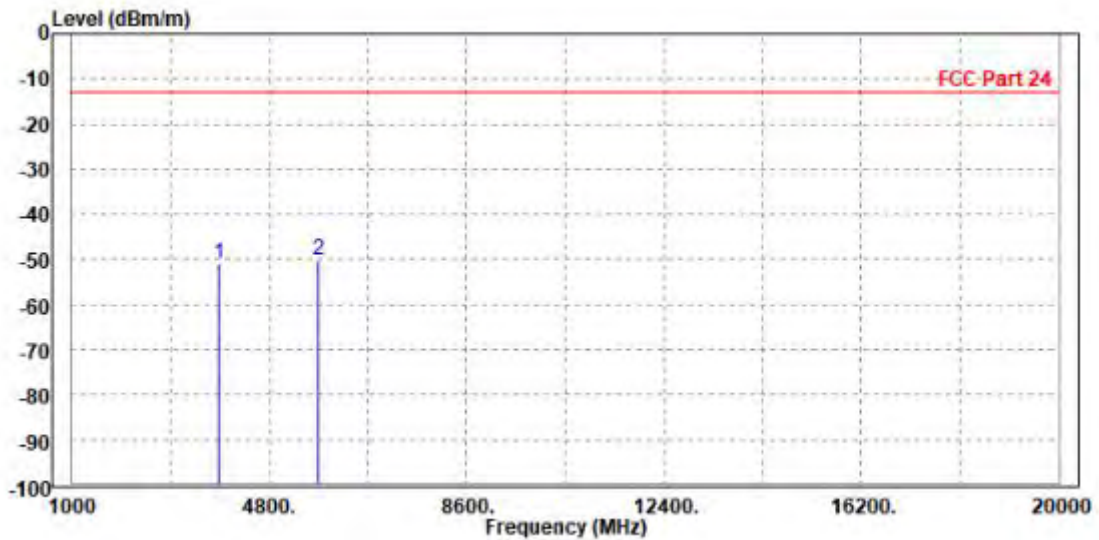


Test Report No.: PSU-QSU2206080111RF02

CH 810

<b>MODE</b>	TX channel 810	<b>FREQUENCY RANGE</b>	Above 1000MHz
<b>ENVIRONMENTAL CONDITIONS</b>	23deg. C, 70%RH	<b>INPUT POWER</b>	EUT 5.0V
<b>TESTED BY</b>	Gavin Guo		
<b>ANTENNA POLARITY &amp; TEST DISTANCE: HORIZONTAL AT 3 M</b>			

	Freq	Level	Read Level	Limit Line	Over Limit	Factor	Remark	Pol/Phase
	MHz	dBm/m	dBm	dBm/m	dB	dB/m		
1	3812.000	-50.83	-59.74	-13.00	-37.83	8.91	Peak	Horizontal
2 PP	5729.400	-50.02	-60.80	-13.00	-37.02	10.78	Peak	Horizontal

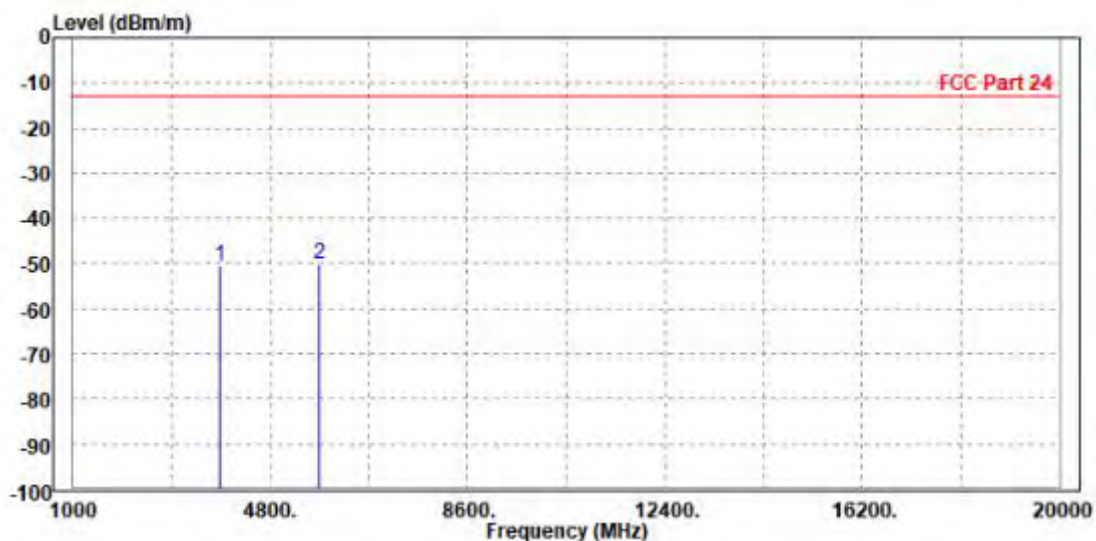




Test Report No.: PSU-QSU2206080111RF02

<b>MODE</b>	TX channel 810	<b>FREQUENCY RANGE</b>	Above 1000MHz
<b>ENVIRONMENTAL CONDITIONS</b>	23deg. C, 70%RH	<b>INPUT POWER</b>	EUT 5.0V
<b>TESTED BY</b>	Gavin Guo		
<b>ANTENNA POLARITY &amp; TEST DISTANCE: VERTICAL AT 3 M</b>			

	Freq	Level	Read Level	Limit Line	Over Limit	Factor	Remark	Pol/Phase
	MHz	dBm/m	dBm	dBm/m	dB	dB/m		
1	3812.000	-50.54	-59.83	-13.00	-37.54	9.29	Peak	Vertical
2 PP	5729.400	-50.36	-60.95	-13.00	-37.36	10.59	Peak	Vertical





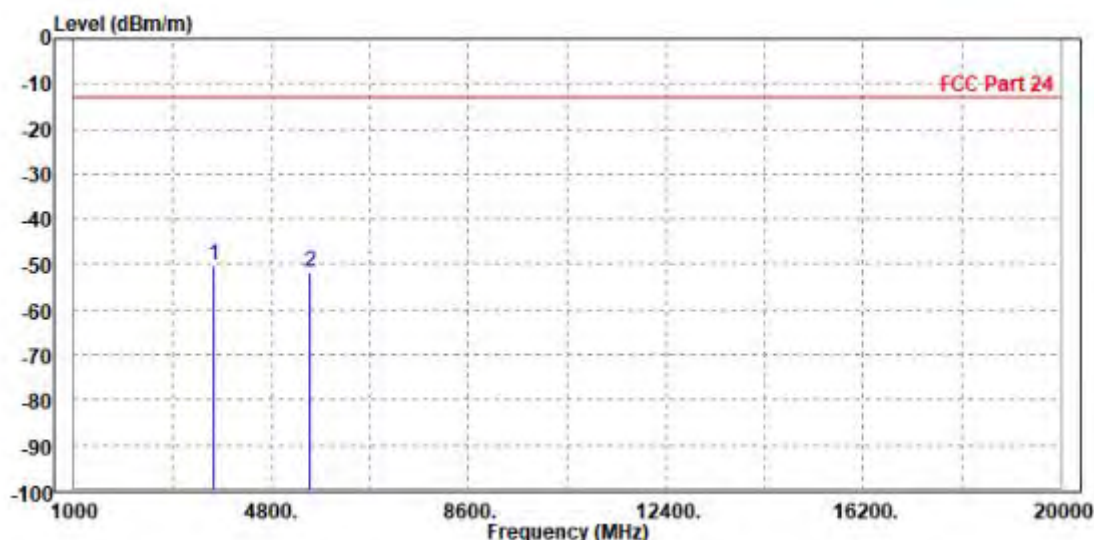
Test Report No.: PSU-QSU2206080111RF02

WCDMA Band II

CH 9262

<b>MODE</b>	TX channel 9262	<b>FREQUENCY RANGE</b>	Above 1000MHz
<b>ENVIRONMENTAL CONDITIONS</b>	23deg. C, 70%RH	<b>INPUT POWER</b>	EUT 5.0V
<b>TESTED BY</b>	Gavin Guo		
<b>ANTENNA POLARITY &amp; TEST DISTANCE: HORIZONTAL AT 3 M</b>			

	Freq	Level	Read Level	Limit Line	Over Limit	Factor	Remark	Pol/Phase
	MHz	dBm/m	dBm	dBm/m	dB	dB/m		
1	PP 3698.000	-50.08	-58.86	-13.00	-37.08	8.78	Peak	Horizontal
2	5557.200	-51.55	-61.76	-13.00	-38.55	10.21	Peak	Horizontal

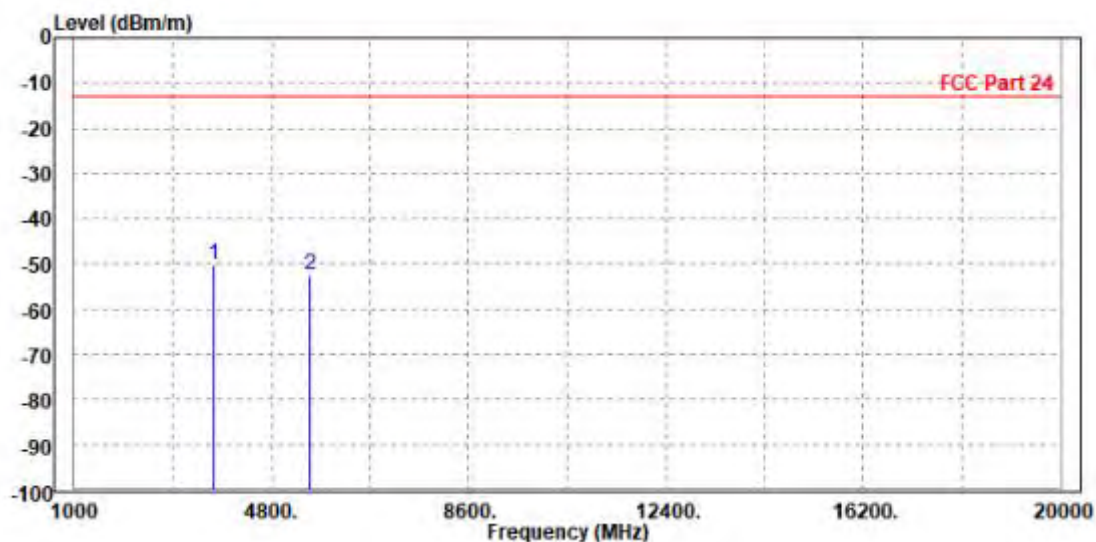




Test Report No.: PSU-QSU2206080111RF02

<b>MODE</b>	TX channel 9262	<b>FREQUENCY RANGE</b>	Above 1000MHz
<b>ENVIRONMENTAL CONDITIONS</b>	23deg. C, 70%RH	<b>INPUT POWER</b>	EUT 5.0V
<b>TESTED BY</b>	Gavin Guo		
<b>ANTENNA POLARITY &amp; TEST DISTANCE: VERTICAL AT 3 M</b>			

	Freq	Level	Read Level	Limit Line	Over Limit	Factor	Remark	Pol/Phase
	MHz	dBm/m	dBm	dBm/m	dB	dB/m		
1	PP 3698.000	-50.08	-59.33	-13.00	-37.08	9.25	Peak	Vertical
2	5557.200	-52.33	-62.26	-13.00	-39.33	9.93	Peak	Vertical

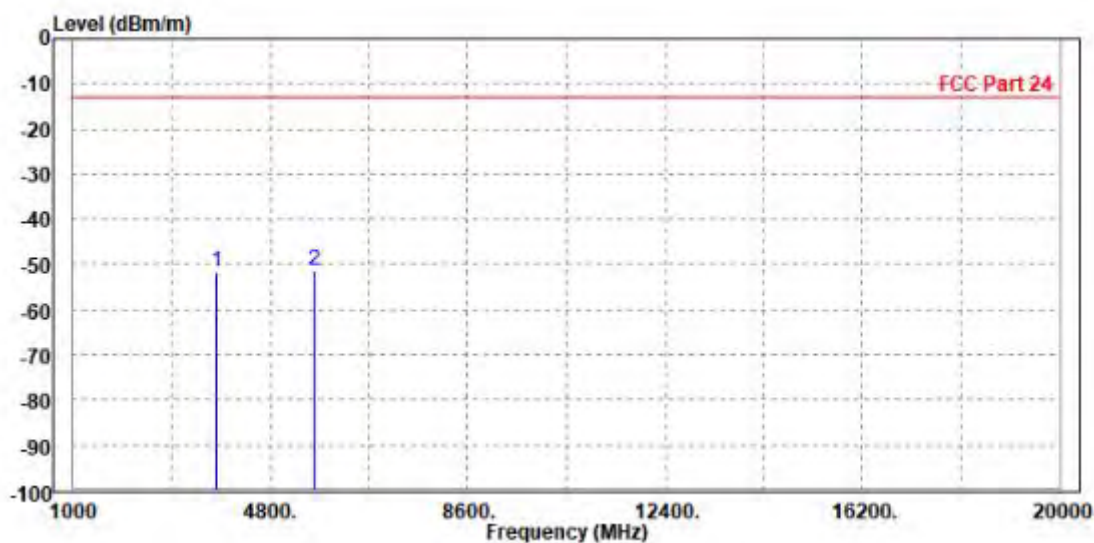




CH 9400

MODE	TX channel 9400	FREQUENCY RANGE	Above 1000MHz
ENVIRONMENTAL CONDITIONS	23deg. C, 70%RH	INPUT POWER	EUT 5.0V
TESTED BY	Gavin Guo		
<b>ANTENNA POLARITY &amp; TEST DISTANCE: HORIZONTAL AT 3 M</b>			

	Freq	Level	Read Level	Limit Line	Over Limit	Factor	Remark	Pol/Phase
	MHz	dBm/m	dBm	dBm/m	dB	dB/m		
1	3755.000	-51.63	-60.48	-13.00	-38.63	8.85	Peak	Horizontal
2 PP	5640.000	-51.40	-61.88	-13.00	-38.40	10.48	Peak	Horizontal

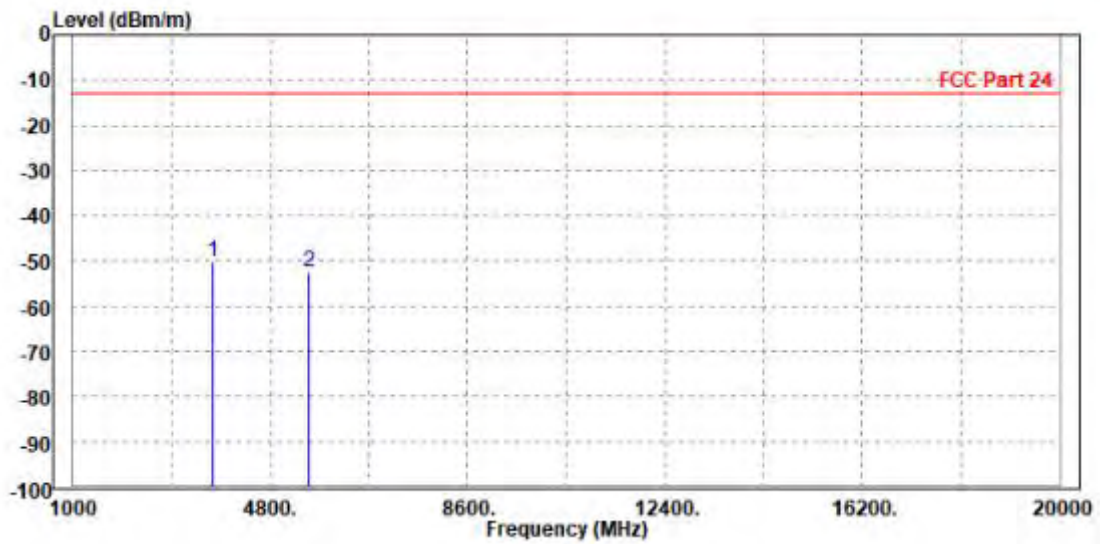




Test Report No.: PSU-QSU2206080111RF02

MODE	TX channel 9400	FREQUENCY RANGE	Above 1000MHz
ENVIRONMENTAL CONDITIONS	23deg. C, 70%RH	INPUT POWER	EUT 5.0V
TESTED BY	Gavin Guo		
<b>ANTENNA POLARITY &amp; TEST DISTANCE: VERTICAL AT 3 M</b>			

	Freq	Level	Read Level	Limit Line	Over Limit	Factor	Remark	Pol/Phase
	MHz	dBm/m	dBm	dBm/m	dB	dB/m		
1	PP 3698.000	-50.08	-59.33	-13.00	-37.08	9.25	Peak	Vertical
2	5557.200	-52.33	-62.26	-13.00	-39.33	9.93	Peak	Vertical



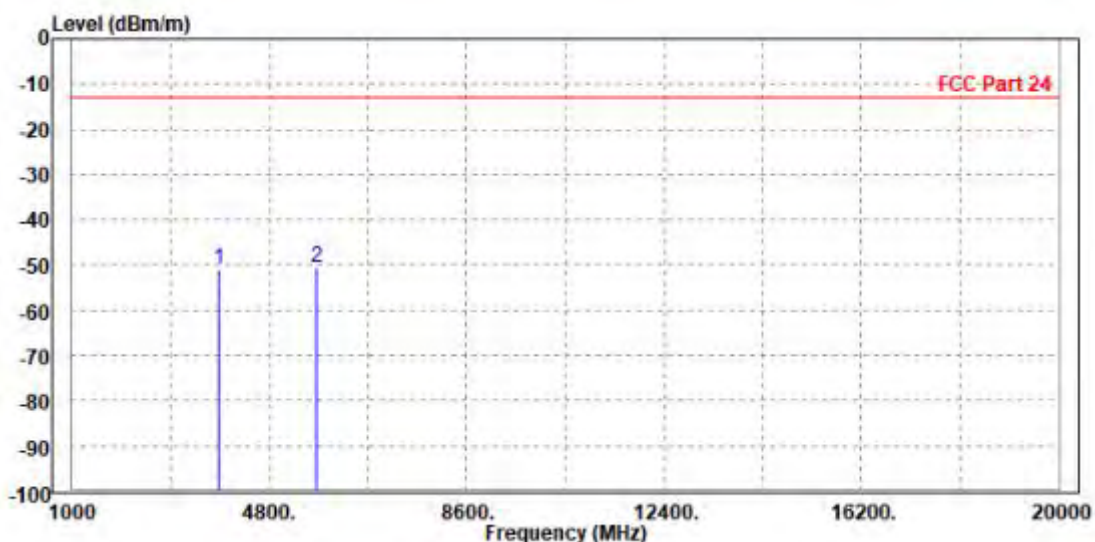


Test Report No.: PSU-QSU2206080111RF02

CH 9538

<b>MODE</b>	TX channel 9538	<b>FREQUENCY RANGE</b>	Above 1000MHz
<b>ENVIRONMENTAL CONDITIONS</b>	23deg. C, 70%RH	<b>INPUT POWER</b>	EUT 5.0V
<b>TESTED BY</b>	Gavin Guo		
<b>ANTENNA POLARITY &amp; TEST DISTANCE: HORIZONTAL AT 3 M</b>			

	Freq	Level	Read Level	Limit Line	Over-Limit	Factor	Remark	Pol/Phase
	MHz	dBm/m	dBm	dBm/m	dB	dB/m		
1	3812.000	-50.83	-59.74	-13.00	-37.83	8.91	Peak	Horizontal
2 PP	5722.800	-50.39	-61.15	-13.00	-37.39	10.76	Peak	Horizontal

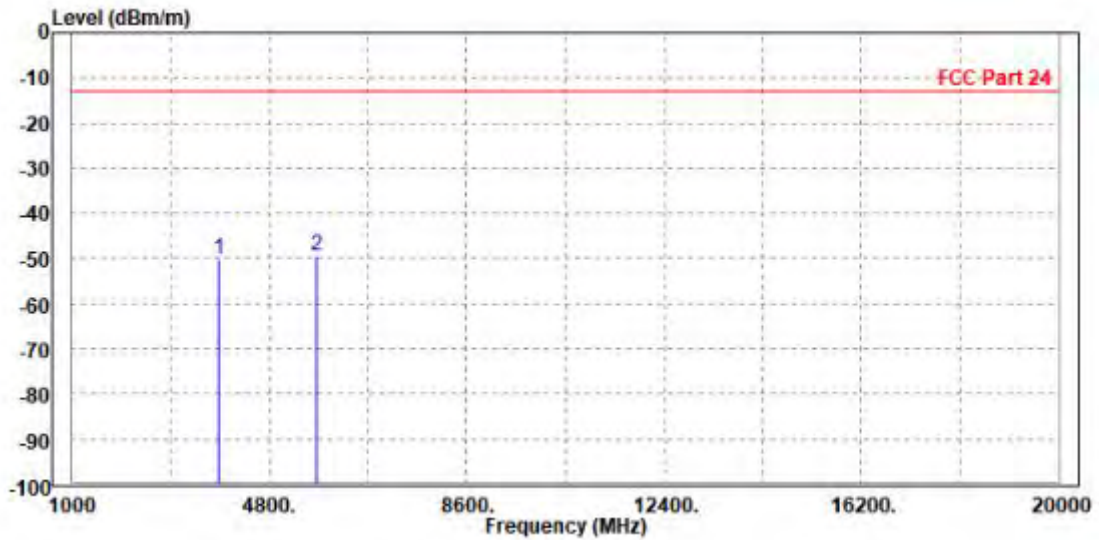




Test Report No.: PSU-QSU2206080111RF02

<b>MODE</b>	TX channel 9538	<b>FREQUENCY RANGE</b>	Above 1000MHz
<b>ENVIRONMENTAL CONDITIONS</b>	23deg. C, 70%RH	<b>INPUT POWER</b>	EUT 5.0V
<b>TESTED BY</b>	Gavin Guo		
<b>ANTENNA POLARITY &amp; TEST DISTANCE: VERTICAL AT 3 M</b>			

	Freq	Level	Read Level	Limit Line	Over Limit	Factor	Remark	Pol/Phase
	MHz	dBm/m	dBm	dBm/m	dB	dB/m		
1	3812.000	-50.07	-59.36	-13.00	-37.07	9.29	Peak	Vertical
2 PP	5722.800	-49.32	-59.89	-13.00	-36.32	10.57	Peak	Vertical







Test Report No.: PSU-QSU2206080111RF02

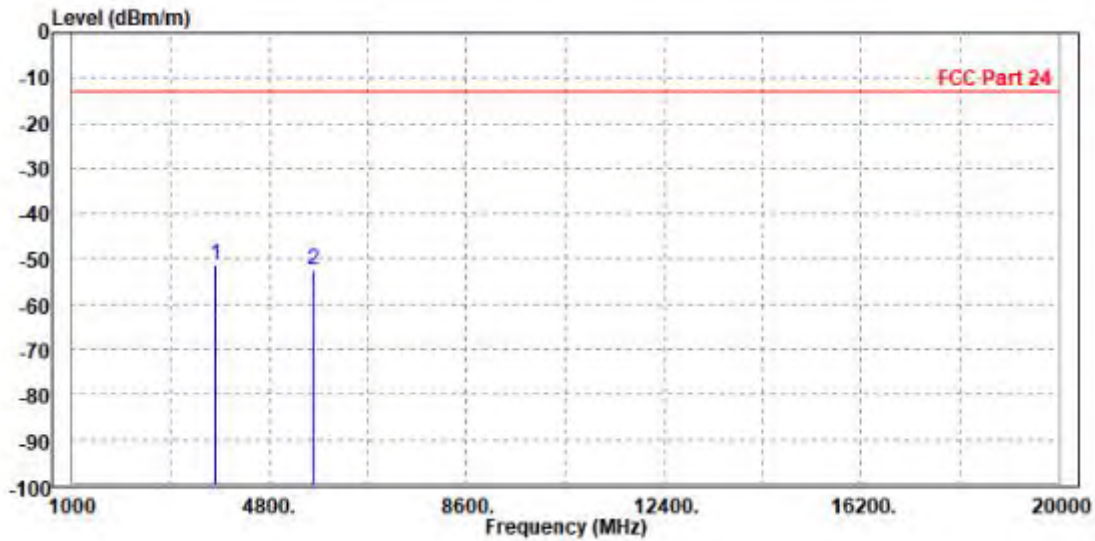
LTE Band 2

CHANNEL BANDWIDTH: 1.4MHz / QPSK

CH18900

<b>MODE</b>	TX channel 18900	<b>FREQUENCY RANGE</b>	Above 1000MHz
<b>ENVIRONMENTAL CONDITIONS</b>	23deg. C, 70%RH	<b>INPUT POWER</b>	EUT 5.0V
<b>TESTED BY</b>	Gavin Guo		
<b>ANTENNA POLARITY &amp; TEST DISTANCE: HORIZONTAL AT 3 M</b>			

	Freq	Level	Read Level	Limit Line	Over Limit	Factor	Remark	Pol/Phase
	MHz	dBm/m	dBm	dBm/m	dB	dB/m		
1	PP 3755.000	-51.30	-60.15	-13.00	-38.30	8.85	Peak	Horizontal
2	5640.000	-52.41	-62.89	-13.00	-39.41	10.48	Peak	Horizontal

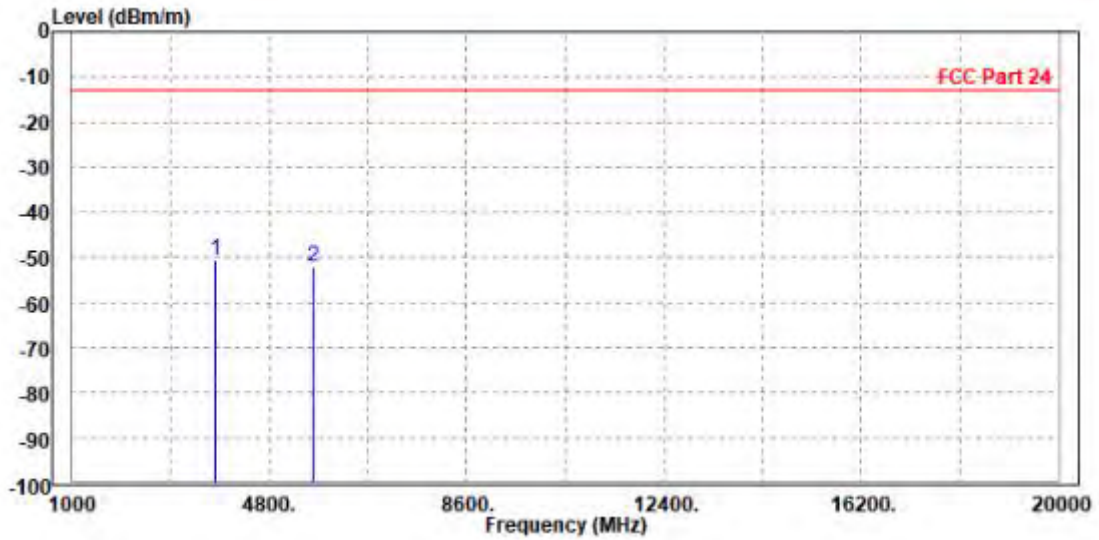




Test Report No.: PSU-QSU2206080111RF02

<b>MODE</b>	TX channel 18900	<b>FREQUENCY RANGE</b>	Above 1000MHz
<b>ENVIRONMENTAL CONDITIONS</b>	23deg. C, 70%RH	<b>INPUT POWER</b>	EUT 5.0V
<b>TESTED BY</b>	Gavin Guo		
<b>ANTENNA POLARITY &amp; TEST DISTANCE: VERTICAL AT 3 M</b>			

	Freq	Level	Read Level	Limit Line	Over Limit	Factor	Remark	Pol/Phase
	MHz	dBm/m	dBm	dBm/m	dB	dB/m		
1	PP 3755.000	-50.58	-59.85	-13.00	-37.58	9.27	Peak	Vertical
2	5640.000	-52.16	-62.41	-13.00	-39.16	10.25	Peak	Vertical





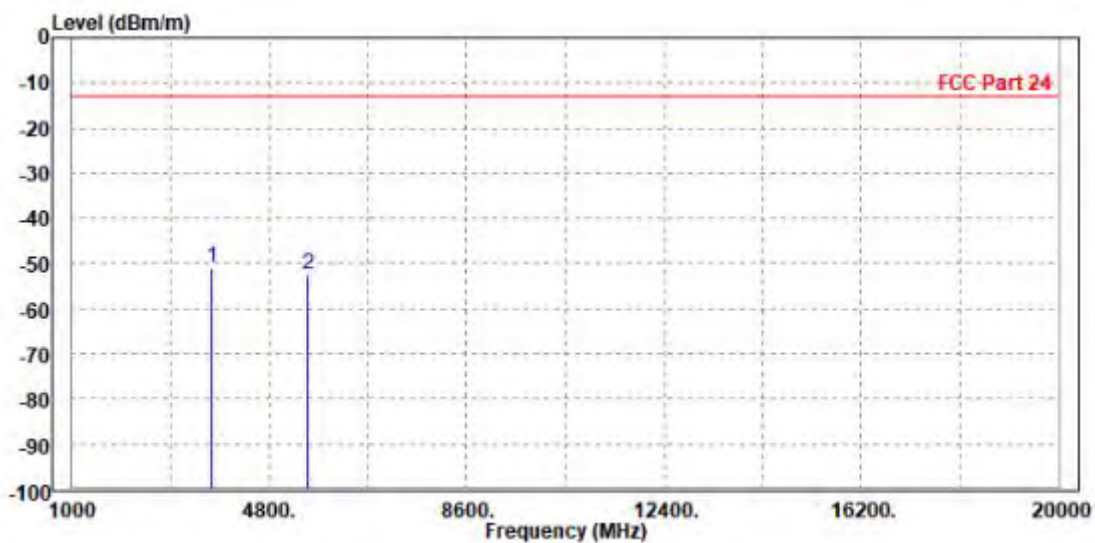
Test Report No.: PSU-QSU2206080111RF02

CHANNEL BANDWIDTH: 3MHz / QPSK

CH18615

MODE	TX channel 18615	FREQUENCY RANGE	Above 1000MHz
ENVIRONMENTAL CONDITIONS	23deg. C, 70%RH	INPUT POWER	EUT 5.0V
TESTED BY	Gavin Guo		
<b>ANTENNA POLARITY &amp; TEST DISTANCE: HORIZONTAL AT 3 M</b>			

	Freq	Level	Read Level	Limit Line	Over Limit	Factor	Remark	Pol/Phase
	MHz	dBm/m	dBm	dBm/m	dB	dB/m		
1	PP 3698.000	-50.96	-59.74	-13.00	-37.96	8.78	Peak	Horizontal
2	5554.500	-52.34	-62.54	-13.00	-39.34	10.20	Peak	Horizontal

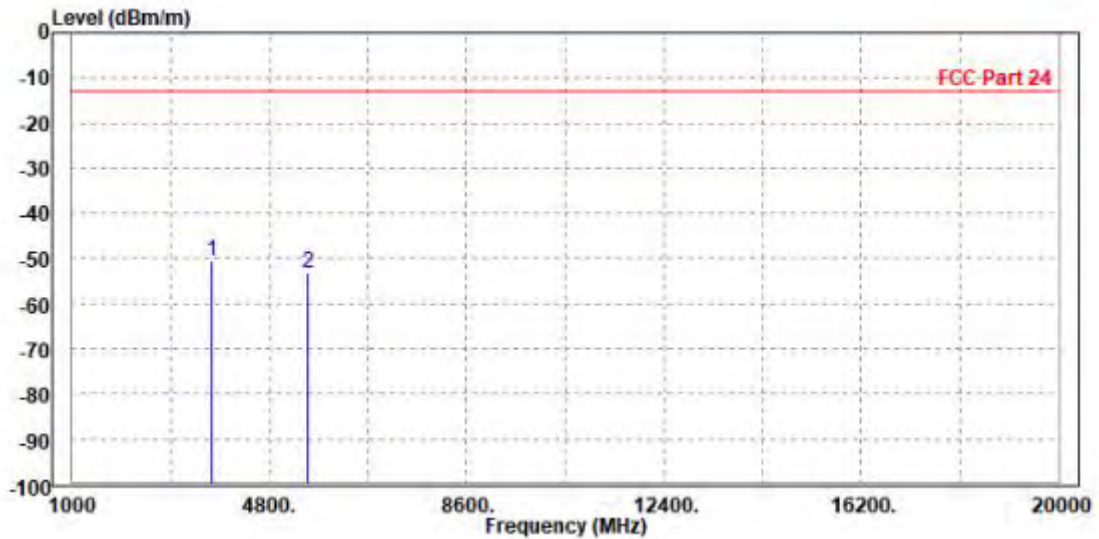




Test Report No.: PSU-QSU2206080111RF02

<b>MODE</b>	TX channel 18615	<b>FREQUENCY RANGE</b>	Above 1000MHz
<b>ENVIRONMENTAL CONDITIONS</b>	23deg. C, 70%RH	<b>INPUT POWER</b>	EUT 5.0V
<b>TESTED BY</b>	Gavin Guo		
<b>ANTENNA POLARITY &amp; TEST DISTANCE: VERTICAL AT 3 M</b>			

	Freq	Level	Read Level	Limit Line	Over Limit	Factor	Remark	Pol/Phase
	MHz	dBm/m	dBm	dBm/m	dB	dB/m		
1	PP 3698.000	-50.64	-59.89	-13.00	-37.64	9.25	Peak	Vertical
2	5554.500	-53.27	-63.19	-13.00	-40.27	9.92	Peak	Vertical





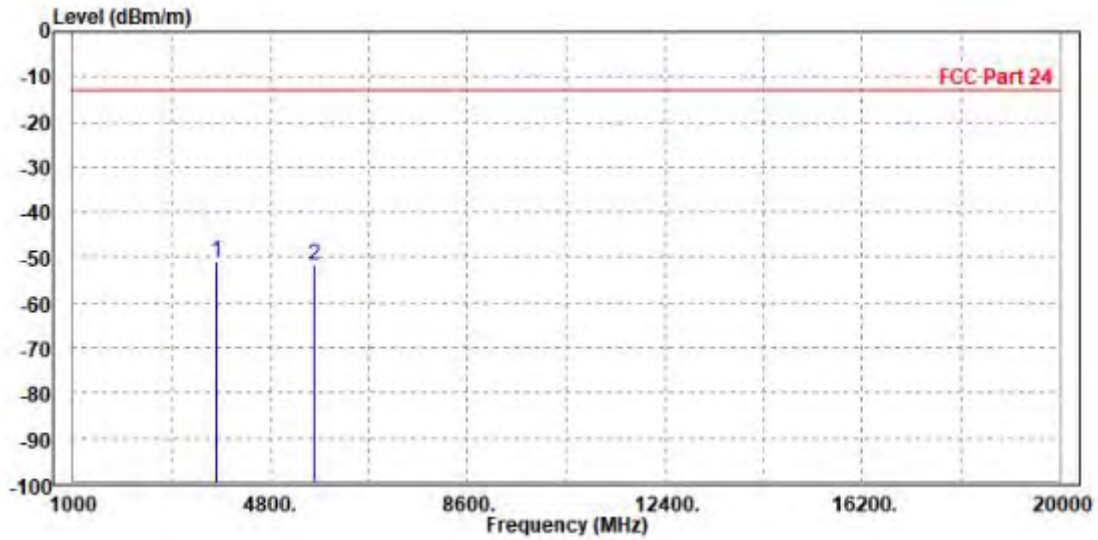
**BUREAU  
VERITAS**

Test Report No.: PSU-QSU2206080111RF02

CH18900

<b>MODE</b>	TX channel 18900	<b>FREQUENCY RANGE</b>	Above 1000MHz
<b>ENVIRONMENTAL CONDITIONS</b>	23deg. C, 70%RH	<b>INPUT POWER</b>	EUT 5.0V
<b>TESTED BY</b>	Gavin Guo		
<b>ANTENNA POLARITY &amp; TEST DISTANCE: HORIZONTAL AT 3 M</b>			

	Freq	Level	Read Level	Limit Line	Over Limit	Factor	Remark	Pol/Phase
	MHz	dBm/m	dBm	dBm/m	dB	dB/m		
1	PP 3755.000	-51.10	-59.95	-13.00	-38.10	8.85	Peak	Horizontal
2	5640.000	-51.61	-62.09	-13.00	-38.61	10.48	Peak	Horizontal

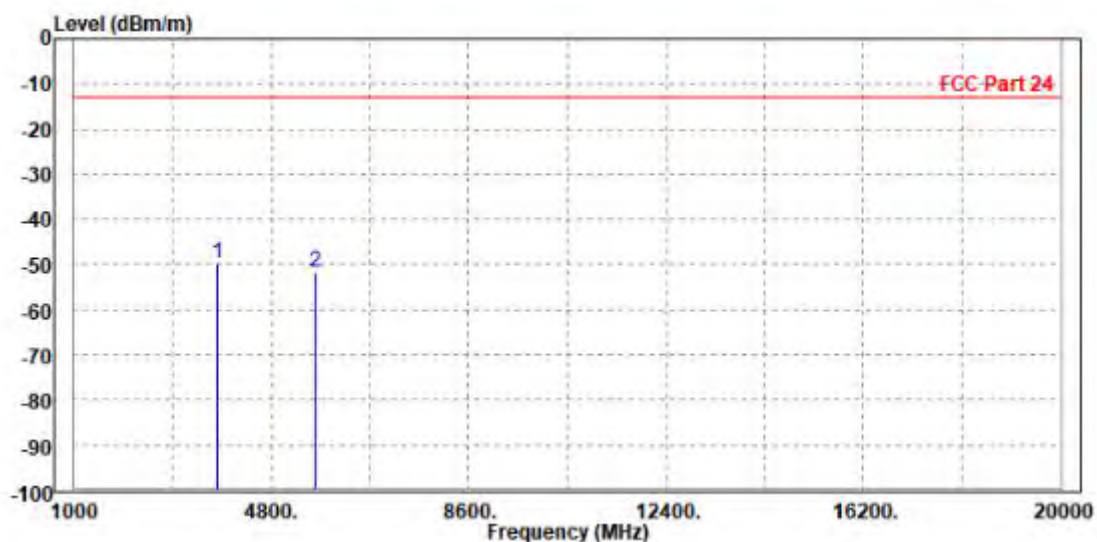




Test Report No.: PSU-QSU2206080111RF02

<b>MODE</b>	TX channel 18900	<b>FREQUENCY RANGE</b>	Above 1000MHz
<b>ENVIRONMENTAL CONDITIONS</b>	23deg. C, 70%RH	<b>INPUT POWER</b>	EUT 5.0V
<b>TESTED BY</b>	Gavin Guo		
<b>ANTENNA POLARITY &amp; TEST DISTANCE: VERTICAL AT 3 M</b>			

	Freq	Level	Read Level	Limit Line	Over Limit	Factor	Remark	Pol/Phase
	MHz	dBm/m	dBm	dBm/m	dB	dB/m		
1	PP 3755.000	-49.96	-59.23	-13.00	-36.96	9.27	Peak	Vertical
2	5640.000	-51.84	-62.09	-13.00	-38.84	10.25	Peak	Vertical





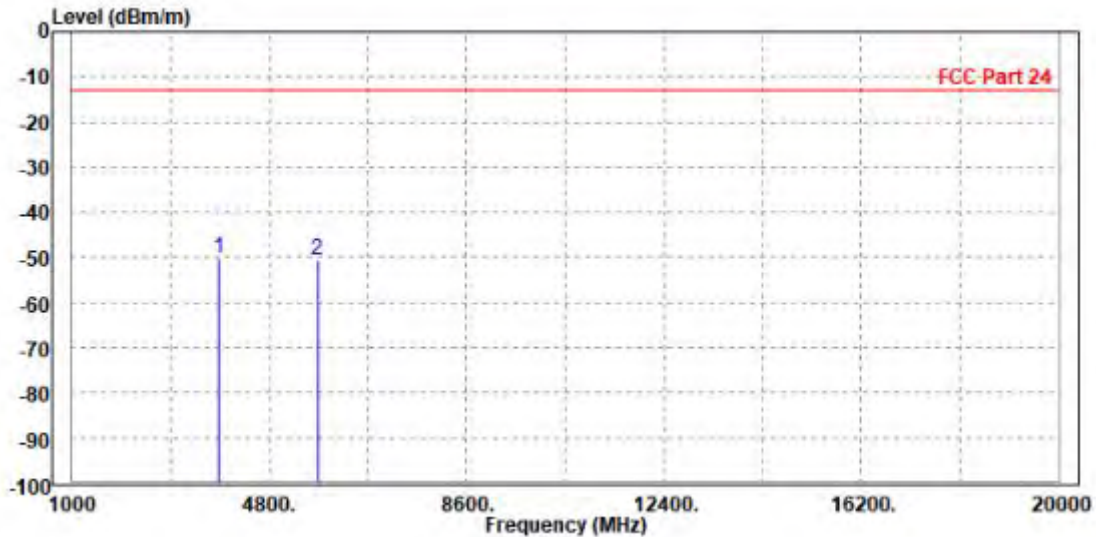
**BUREAU  
VERITAS**

Test Report No.: PSU-QSU2206080111RF02

CH19185

<b>MODE</b>	TX channel 19185	<b>FREQUENCY RANGE</b>	Above 1000MHz
<b>ENVIRONMENTAL CONDITIONS</b>	23deg. C, 70%RH	<b>INPUT POWER</b>	EUT 5.0V
<b>TESTED BY</b>	Gavin Guo		
<b>ANTENNA POLARITY &amp; TEST DISTANCE: HORIZONTAL AT 3 M</b>			

	Freq	Level	Read Level	Limit Line	Over Limit	Factor	Remark	Pol/Phase
	MHz	dBm/m	dBm	dBm/m	dB	dB/m		
1	PP 3812.000	-50.00	-58.91	-13.00	-37.00	8.91	Peak	Horizontal
2	5725.500	-50.71	-61.48	-13.00	-37.71	10.77	Peak	Horizontal

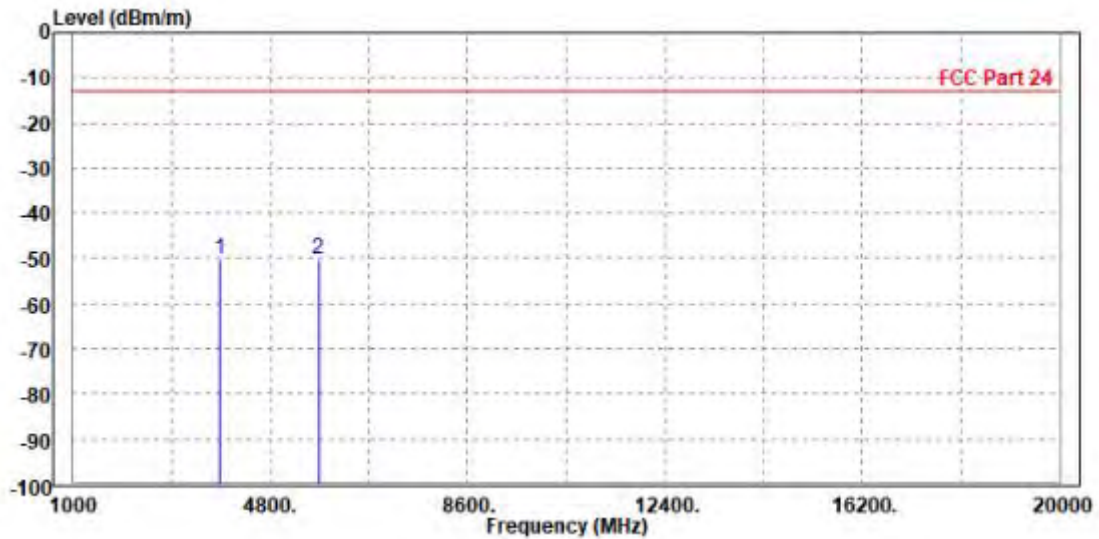




Test Report No.: PSU-QSU2206080111RF02

<b>MODE</b>	TX channel 19185	<b>FREQUENCY RANGE</b>	Above 1000MHz
<b>ENVIRONMENTAL CONDITIONS</b>	23deg. C, 70%RH	<b>INPUT POWER</b>	EUT 5.0V
<b>TESTED BY</b>	Gavin Guo		
<b>ANTENNA POLARITY &amp; TEST DISTANCE: VERTICAL AT 3 M</b>			

	Freq	Level	Read Level	Limit Line	Over Limit	Factor	Remark	Pol/Phase
	MHz	dBm/m	dBm	dBm/m	dB	dB/m		
1	3812.000	-50.19	-59.48	-13.00	-37.19	9.29	Peak	Vertical
2 PP	5725.500	-50.14	-60.72	-13.00	-37.14	10.58	Peak	Vertical







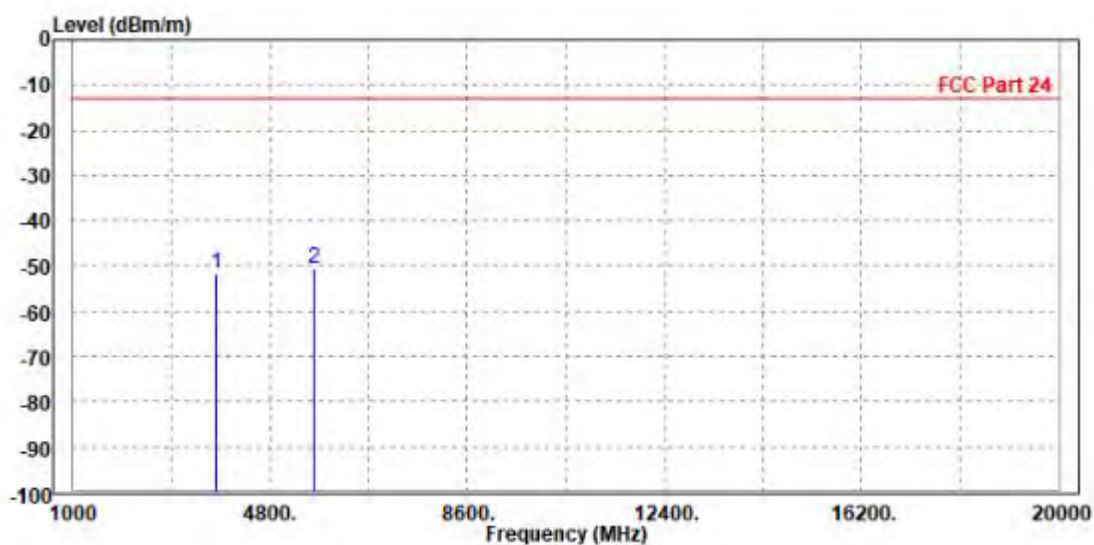
Test Report No.: PSU-QSU2206080111RF02

CHANNEL BANDWIDTH: 5MHz / QPSK

CH18900:

MODE	TX channel 18900	FREQUENCY RANGE	Above 1000MHz
ENVIRONMENTAL CONDITIONS	23deg. C, 70%RH	INPUT POWER	EUT 5.0V
TESTED BY	Gavin Guo		
<b>ANTENNA POLARITY &amp; TEST DISTANCE: HORIZONTAL AT 3 M</b>			

	Freq	Level	Read Level	Limit Line	Over Limit	Factor	Remark	Pol/Phase
	MHz	dBm/m	dBm	dBm/m	dB	dB/m		
1	3755.000	-51.76	-60.61	-13.00	-38.76	8.85	Peak	Horizontal
2 PP	5640.000	-50.61	-61.09	-13.00	-37.61	10.48	Peak	Horizontal

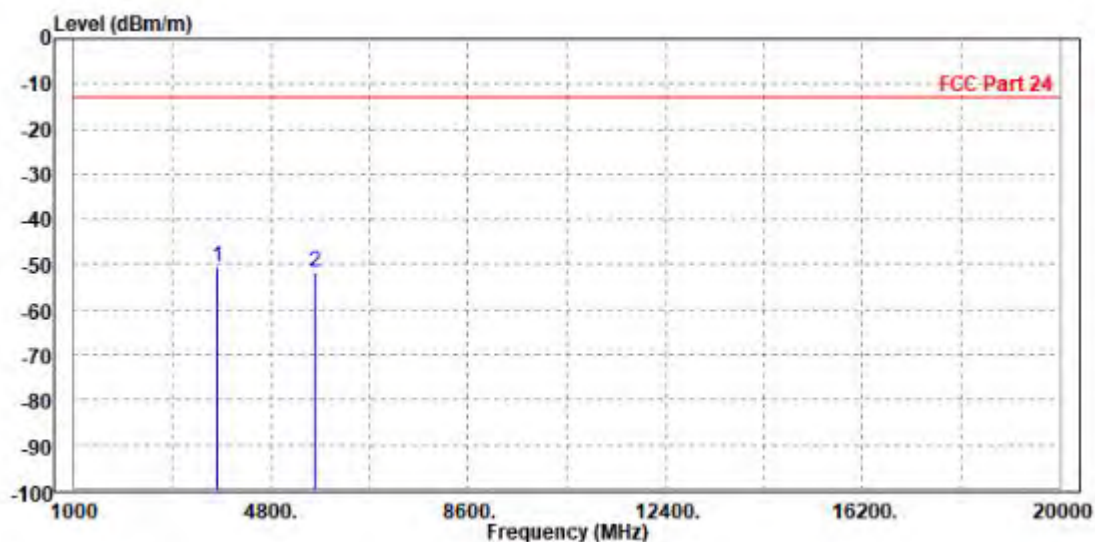




Test Report No.: PSU-QSU2206080111RF02

<b>MODE</b>	TX channel 18900	<b>FREQUENCY RANGE</b>	Above 1000MHz
<b>ENVIRONMENTAL CONDITIONS</b>	23deg. C, 70%RH	<b>INPUT POWER</b>	EUT 5.0V
<b>TESTED BY</b>	Gavin Guo		
<b>ANTENNA POLARITY &amp; TEST DISTANCE: VERTICAL AT 3 M</b>			

	Freq	Level	Read Level	Limit Line	Over Limit	Factor	Remark	Pol/Phase
	MHz	dBm/m	dBm	dBm/m	dB	dB/m		
1	PP 3755.000	-50.54	-59.81	-13.00	-37.54	9.27	Peak	Vertical
2	5640.000	-51.84	-62.09	-13.00	-38.84	10.25	Peak	Vertical





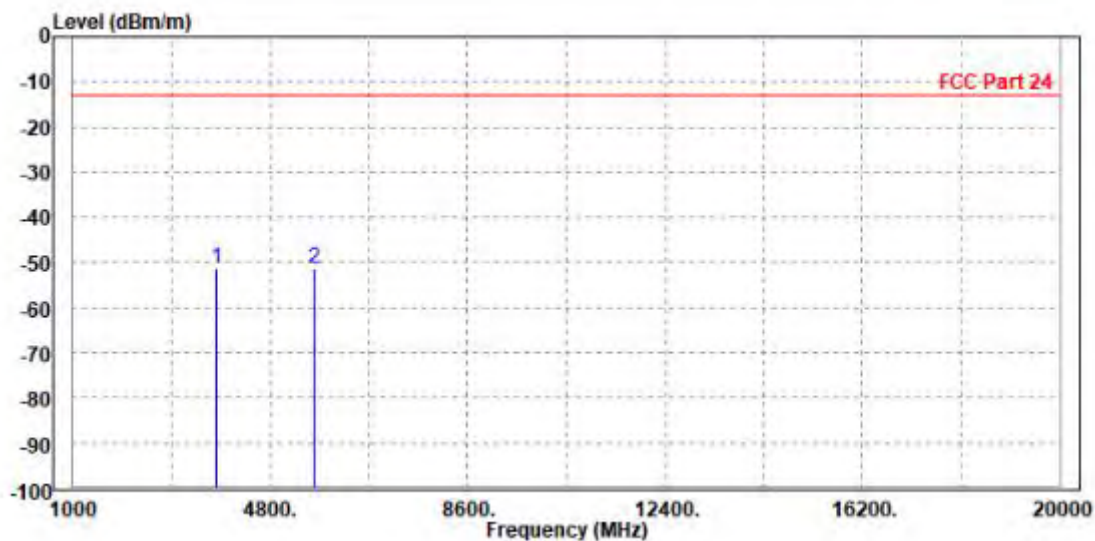
Test Report No.: PSU-QSU2206080111RF02

CHANNEL BANDWIDTH: 10MHz / QPSK

CH18900

MODE	TX channel 18900	FREQUENCY RANGE	Above 1000MHz
ENVIRONMENTAL CONDITIONS	23deg. C, 70%RH	INPUT POWER	EUT 5.0V
TESTED BY	Gavin Guo		
<b>ANTENNA POLARITY &amp; TEST DISTANCE: HORIZONTAL AT 3 M</b>			

	Freq	Level	Read Level	Limit Line	Over Limit	Factor	Remark	Pol/Phase
	MHz	dBm/m	dBm	dBm/m	dB	dB/m		
1	3755.000	-51.24	-60.09	-13.00	-38.24	8.85	Peak	Horizontal
2 PP	5640.000	-51.16	-61.64	-13.00	-38.16	10.48	Peak	Horizontal

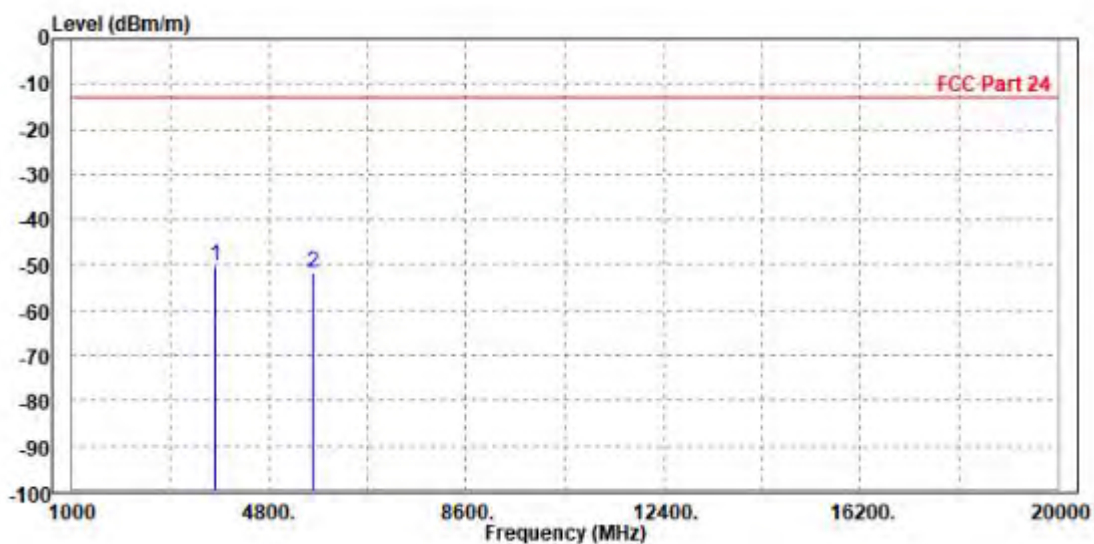




Test Report No.: PSU-QSU2206080111RF02

<b>MODE</b>	TX channel 18900	<b>FREQUENCY RANGE</b>	Above 1000MHz
<b>ENVIRONMENTAL CONDITIONS</b>	23deg. C, 70%RH	<b>INPUT POWER</b>	EUT 5.0V
<b>TESTED BY</b>	Gavin Guo		
<b>ANTENNA POLARITY &amp; TEST DISTANCE: VERTICAL AT 3 M</b>			

	Freq	Level	Read Level	Limit Line	Over Limit	Factor	Remark	Pol/Phase
	MHz	dBm/m	dBm	dBm/m	dB	dB/m		
1	PP 3755.000	-50.06	-59.33	-13.00	-37.06	9.27	Peak	Vertical
2	5640.000	-51.52	-61.77	-13.00	-38.52	10.25	Peak	Vertical



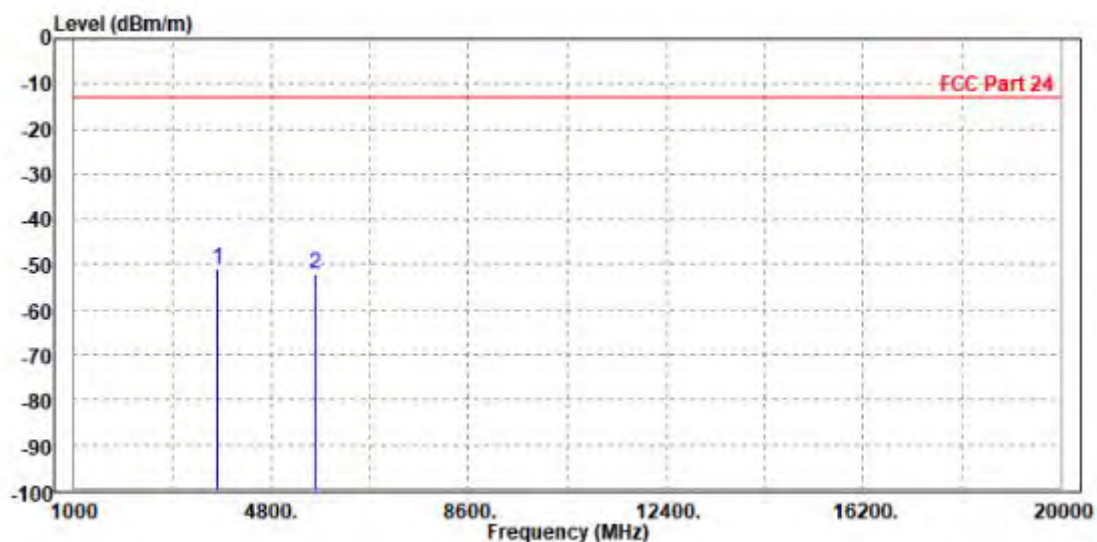


Test Report No.: PSU-QSU2206080111RF02

**CHANNEL BANDWIDTH: 15MHz / QPSK**

<b>MODE</b>	TX channel 18900	<b>FREQUENCY RANGE</b>	Above 1000MHz
<b>ENVIRONMENTAL CONDITIONS</b>	23deg. C, 70%RH	<b>INPUT POWER</b>	EUT 5.0V
<b>TESTED BY</b>	Gavin Guo		
<b>ANTENNA POLARITY &amp; TEST DISTANCE: HORIZONTAL AT 3 M</b>			

	Freq	Level	Read Level	Limit Line	Over Limit	Factor	Remark	Pol/Phase
	MHz	dBm/m	dBm	dBm/m	dB	dB/m		
1	PP 3755.000	-51.04	-59.89	-13.00	-38.04	8.85	Peak	Horizontal
2	5640.000	-51.96	-62.44	-13.00	-38.96	10.48	Peak	Horizontal

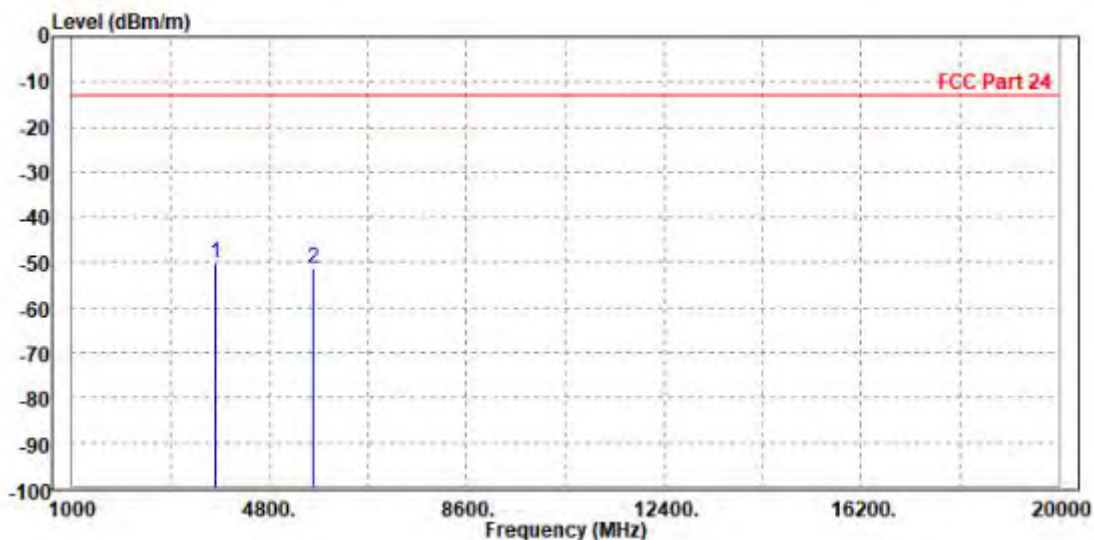




Test Report No.: PSU-QSU2206080111RF02

<b>MODE</b>	TX channel 18900	<b>FREQUENCY RANGE</b>	Above 1000MHz
<b>ENVIRONMENTAL CONDITIONS</b>	23deg. C, 70%RH	<b>INPUT POWER</b>	EUT 5.0V
<b>TESTED BY</b>	Gavin Guo		
<b>ANTENNA POLARITY &amp; TEST DISTANCE: VERTICAL AT 3 M</b>			

	Freq	Level	Read Level	Limit Line	Over Limit	Factor	Remark	Po1/Phase
	MHz	dBm/m	dBm	dBm/m	dB	dB/m		
1	PP 3755.000	-50.12	-59.39	-13.00	-37.12	9.27	Peak	Vertical
2	5640.000	-51.31	-61.56	-13.00	-38.31	10.25	Peak	Vertical





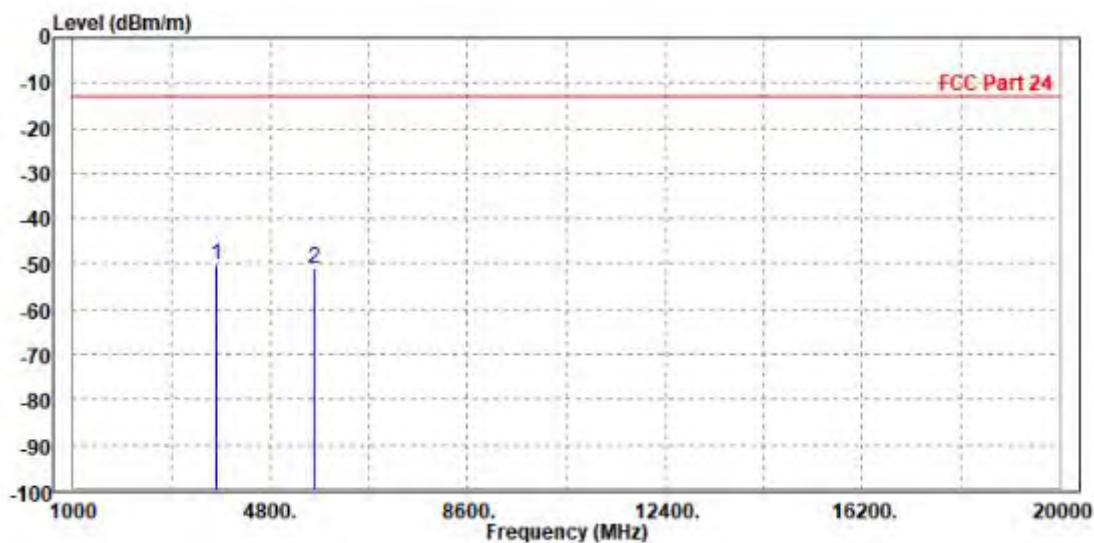
Test Report No.: PSU-QSU2206080111RF02

CHANNEL BANDWIDTH: 20MHz / QPSK

CH18900

MODE	TX channel 18900	FREQUENCY RANGE	Above 1000MHz
ENVIRONMENTAL CONDITIONS	23deg. C, 70%RH	INPUT POWER	EUT 5.0V
TESTED BY	Gavin Guo		
<b>ANTENNA POLARITY &amp; TEST DISTANCE: HORIZONTAL AT 3 M</b>			

	Freq	Level	Read Level	Limit Line	Over Limit	Factor	Remark	Pol/Phase
	MHz	dBm/m	dBm	dBm/m	dB	dB/m		
1	PP 3755.000	-50.27	-59.12	-13.00	-37.27	8.85	Peak	Horizontal
2	5640.000	-50.85	-61.33	-13.00	-37.85	10.48	Peak	Horizontal

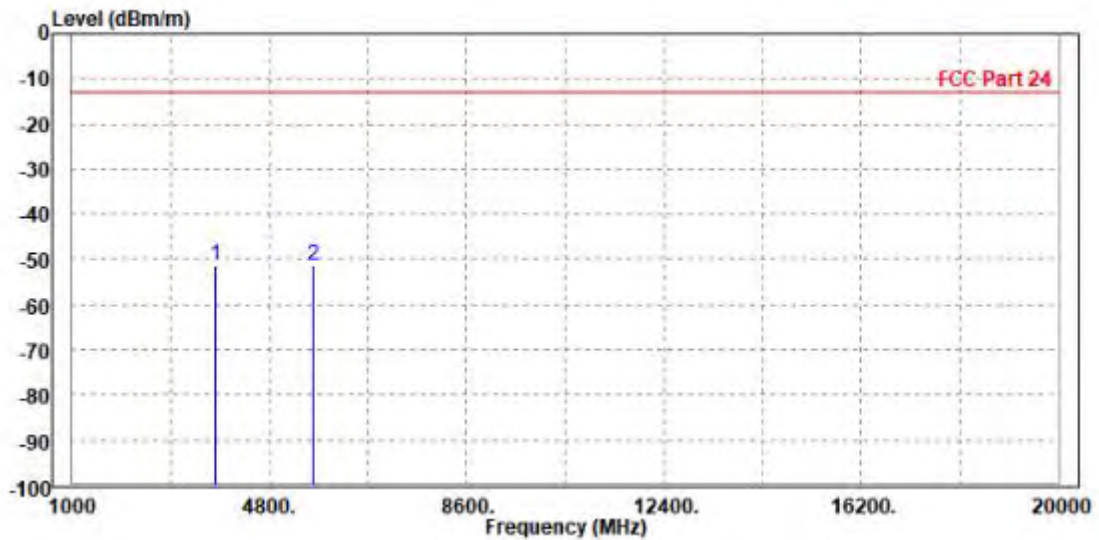




Test Report No.: PSU-QSU2206080111RF02

<b>MODE</b>	TX channel 18900	<b>FREQUENCY RANGE</b>	Above 1000MHz
<b>ENVIRONMENTAL CONDITIONS</b>	23deg. C, 70%RH	<b>INPUT POWER</b>	EUT 5.0V
<b>TESTED BY</b>	Gavin Guo		
<b>ANTENNA POLARITY &amp; TEST DISTANCE: VERTICAL AT 3 M</b>			

	Freq	Level	Read Level	Limit Line	Over Limit	Factor	Remark	Pol/Phase
	MHz	dBm/m	dBm	dBm/m	dB	dB/m		
1	3755.000	-51.25	-60.52	-13.00	-38.25	9.27	Peak	Vertical
2 PP	5640.000	-51.22	-61.47	-13.00	-38.22	10.25	Peak	Vertical



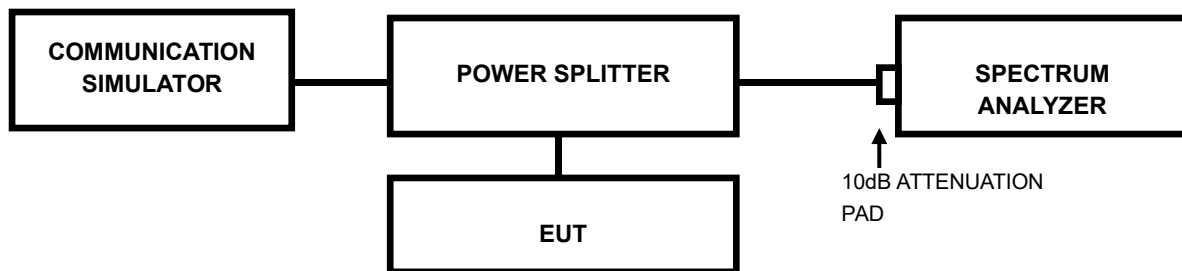


### 3.7 PEAK TO AVERAGE RATIO

#### 3.7.1 LIMITS OF PEAK TO AVERAGE RATIO MEASUREMENT

In measuring transmissions in this band using an average power technique, the peak to-average ratio (PAR) of the transmission may not exceed 13 dB

#### 3.7.2 TEST SETUP



#### 3.7.3 TEST PROCEDURES

1. Set resolution/measurement bandwidth  $\geq$  signal's occupied bandwidth;
2. Set the number of counts to a value that stabilizes the measured CCDF curve;
3. Record the maximum PAPR level associated with a probability of 0.1%.



Test Report No.: PSU-QSU2206080111RF02

### 3.7.4 TEST RESULTS

Please Refer to Appendix B Of this test report.



Test Report No.: PSU-QSU2206080111RF02

## 4 INFORMATION ON THE TESTING LABORATORIES

We, Huarui 7layers High Technology (Suzhou) Co., Ltd. ,were founded in 2020 to provide our best service in EMC, Radio, Telecom and Safety consultation. Our laboratories are accredited and approved according to ISO/IEC 17025.

If you have any comments, please feel free to contact us at the following:

**Suzhou EMC/RF Lab:**

Tel: +86 (0557) 368 1008



Test Report No.: PSU-QSU2206080111RF02

## **5 APPENDIX – MODIFICATIONS RECORDERS FOR ENGINEERING CHANGES TO THE EUT BY THE LAB**

No any modifications are made to the EUT by the lab during the test.



## Appendix A

### GSM1900

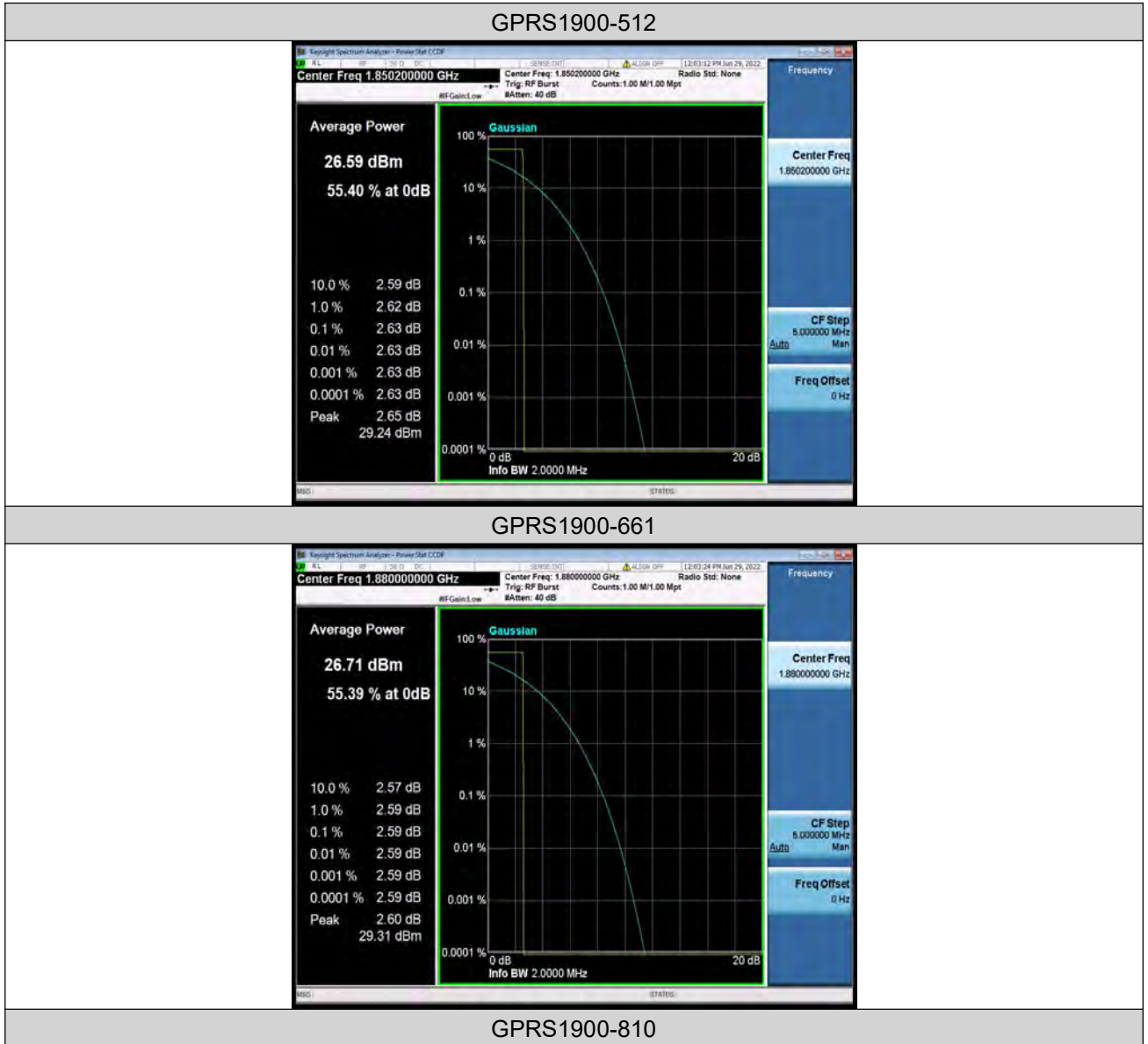
#### PEAK-TO-AVERAGE RATIO(CCDF)

##### Test Result

Band	Channel	Result(dB)	Limit(dB)	Verdict
GPRS1900	512	2.63	13	PASS
GPRS1900	661	2.59	13	PASS
GPRS1900	810	2.61	13	PASS
EGPRS1900	512	5.95	13	PASS
EGPRS1900	661	6.00	13	PASS
EGPRS1900	810	5.90	13	PASS



### Test Graphs



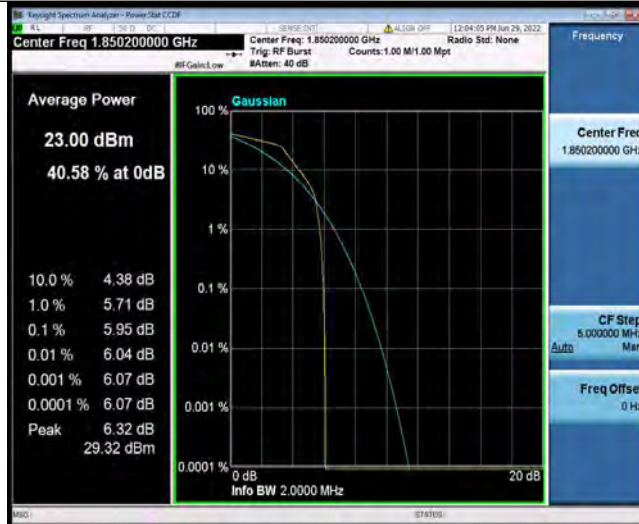


BUREAU VERITAS

Test Report No.: PSU-QSU2206080111RF02



EGPRS1900-512



EGPRS1900-661



EGPRS1900-810



BUREAU  
VERITAS

Test Report No.: PSU-QSU2206080111RF02







Test Report No.: PSU-QSU2206080111RF02

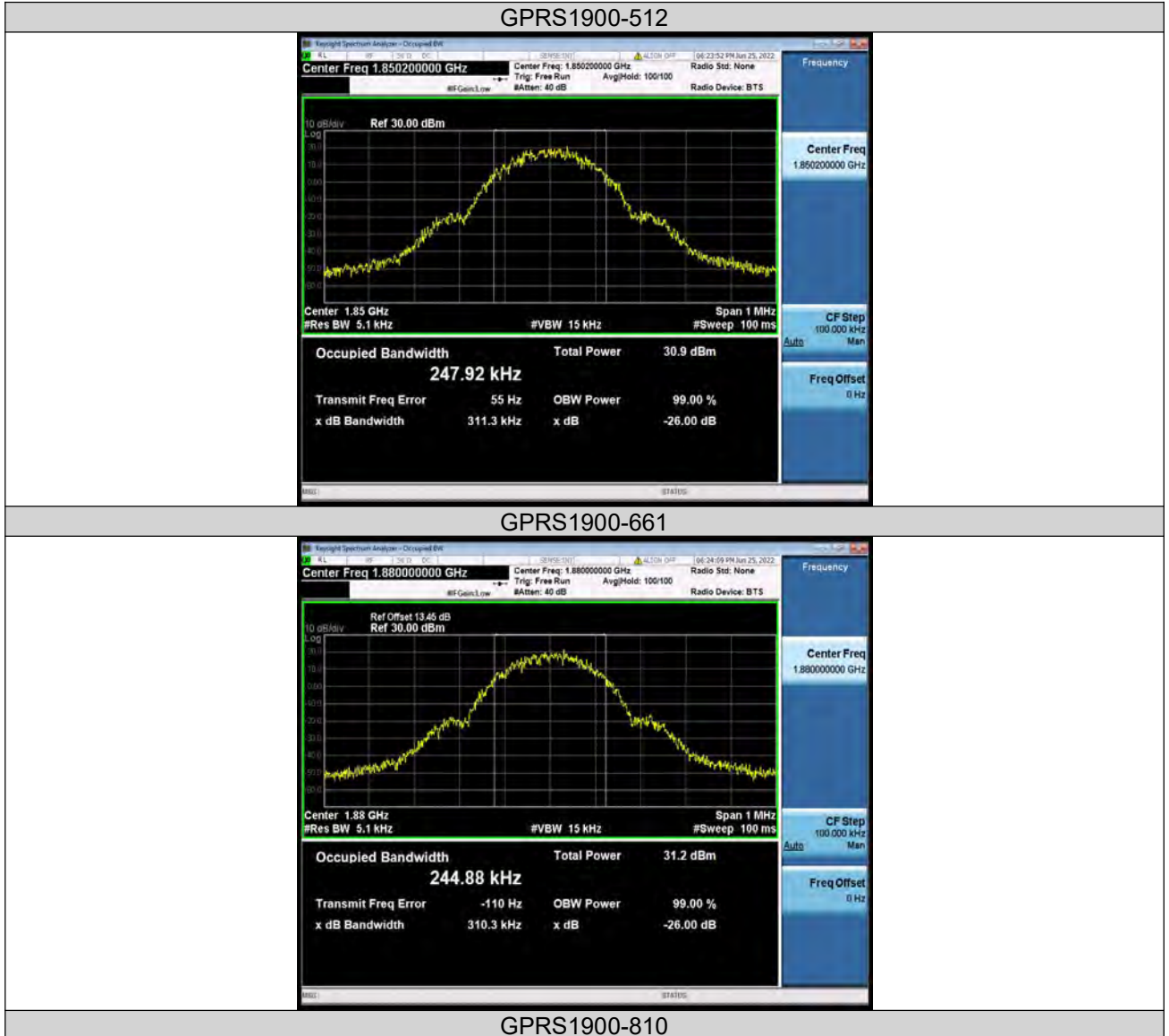
## 26DB BANDWIDTH AND OCCUPIED BANDWIDTH

### Test Result

Band	Channel	Occupied Bandwidth (MHz)	26dB Bandwidth (MHz)	Limit (MHz)	Verdict
GPRS1900	512	0.24792	0.3113	---	PASS
GPRS1900	661	0.24488	0.3103	---	PASS
GPRS1900	810	0.24547	0.3119	---	PASS
EGPRS1900	512	0.24003	0.2999	---	PASS
EGPRS1900	661	0.24327	0.3057	---	PASS
EGPRS1900	810	0.24534	0.3003	---	PASS



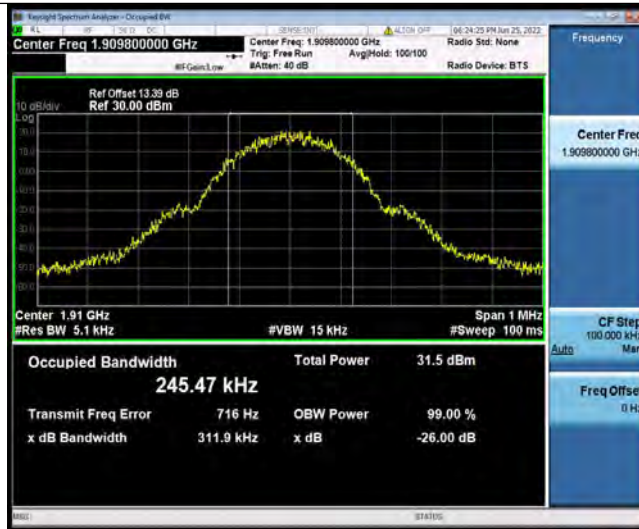
### Test Graphs





BUREAU VERITAS

Test Report No.: PSU-QSU2206080111RF02



EGPRS1900-512



EGPRS1900-661



EGPRS1900-810



BUREAU  
VERITAS

Test Report No.: PSU-QSU2206080111RF02





Test Report No.: PSU-QSU2206080111RF02

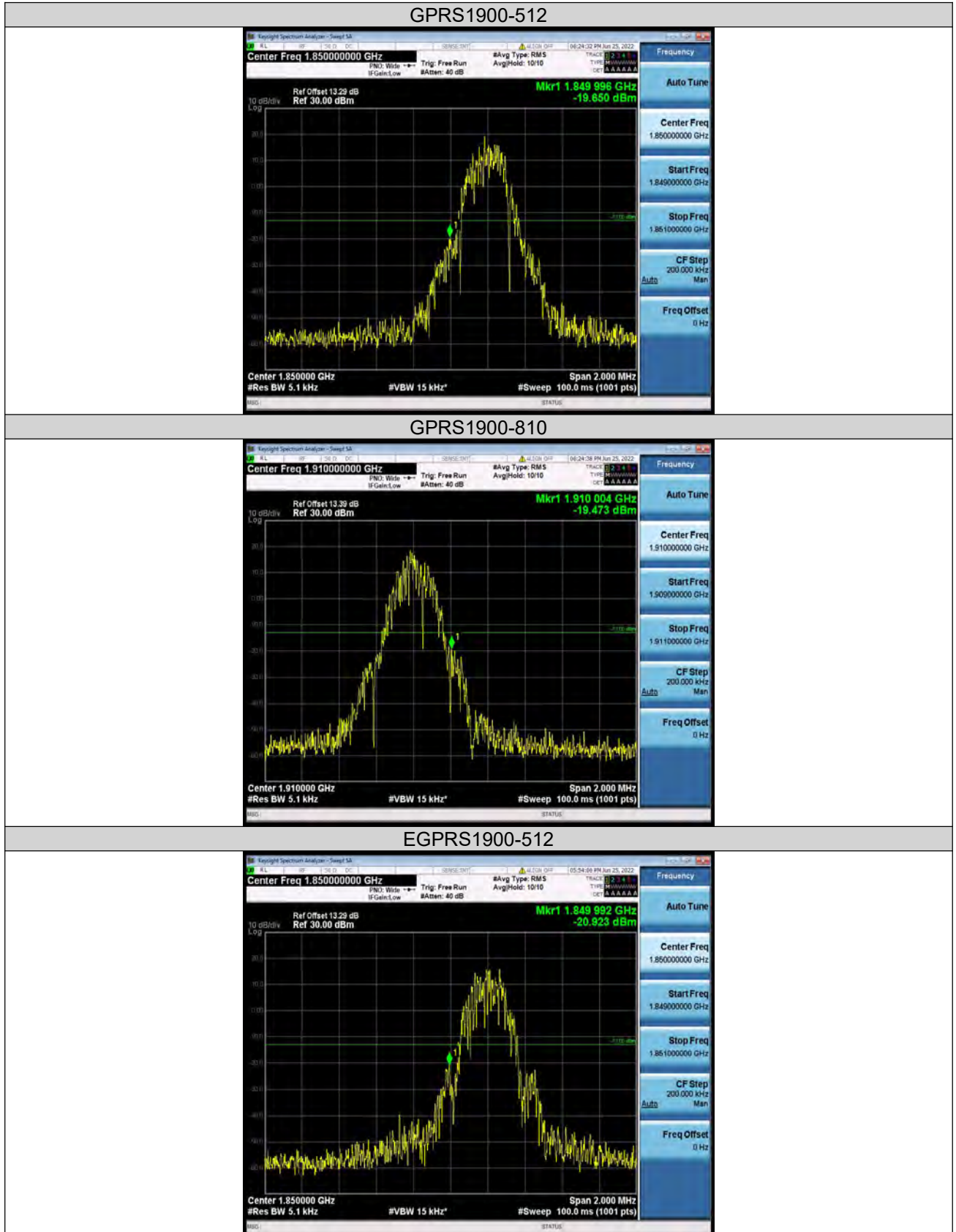
## BAND EDGE

### Test Result

Band	Channel	Freq (MHz)	Result (dBm)	Limit(dBm)	Verdict
GPRS1900	512	1850.00	-19.65	-13	PASS
GPRS1900	810	1910.00	-19.47	-13	PASS
EGPRS1900	512	1849.99	-20.92	-13	PASS
EGPRS1900	810	1910.03	-23.79	-13	PASS



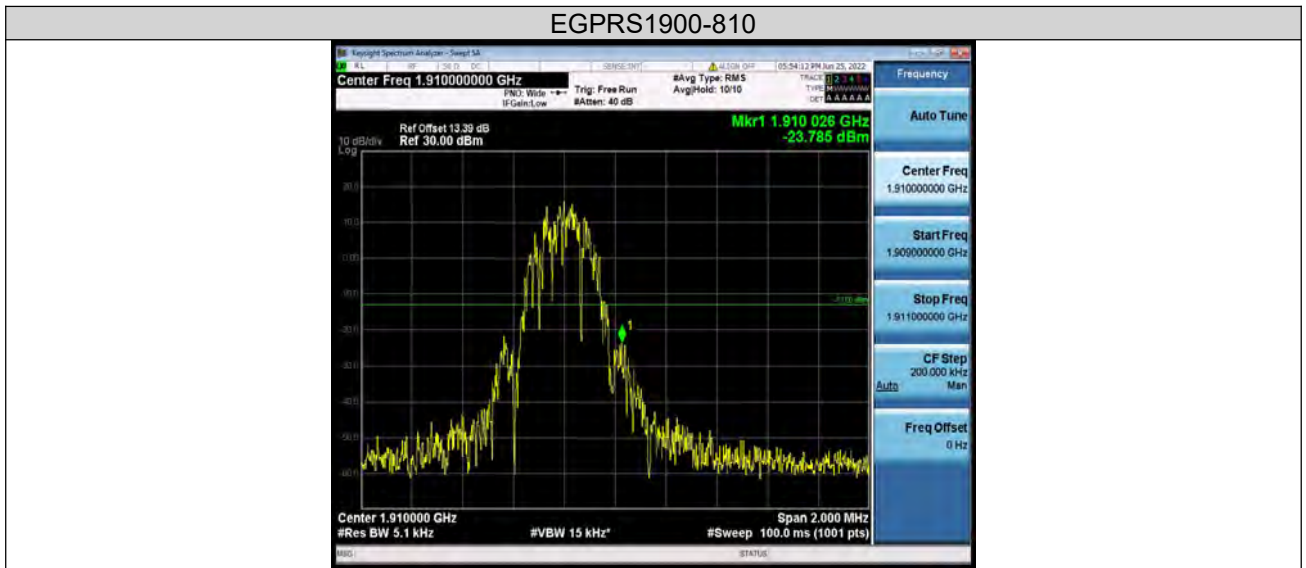
### Test Graphs





Test Report No.: PSU-QSU2206080111RF02

EGPRS1900-810





## CONDUCTED SPURIOUS EMISSION

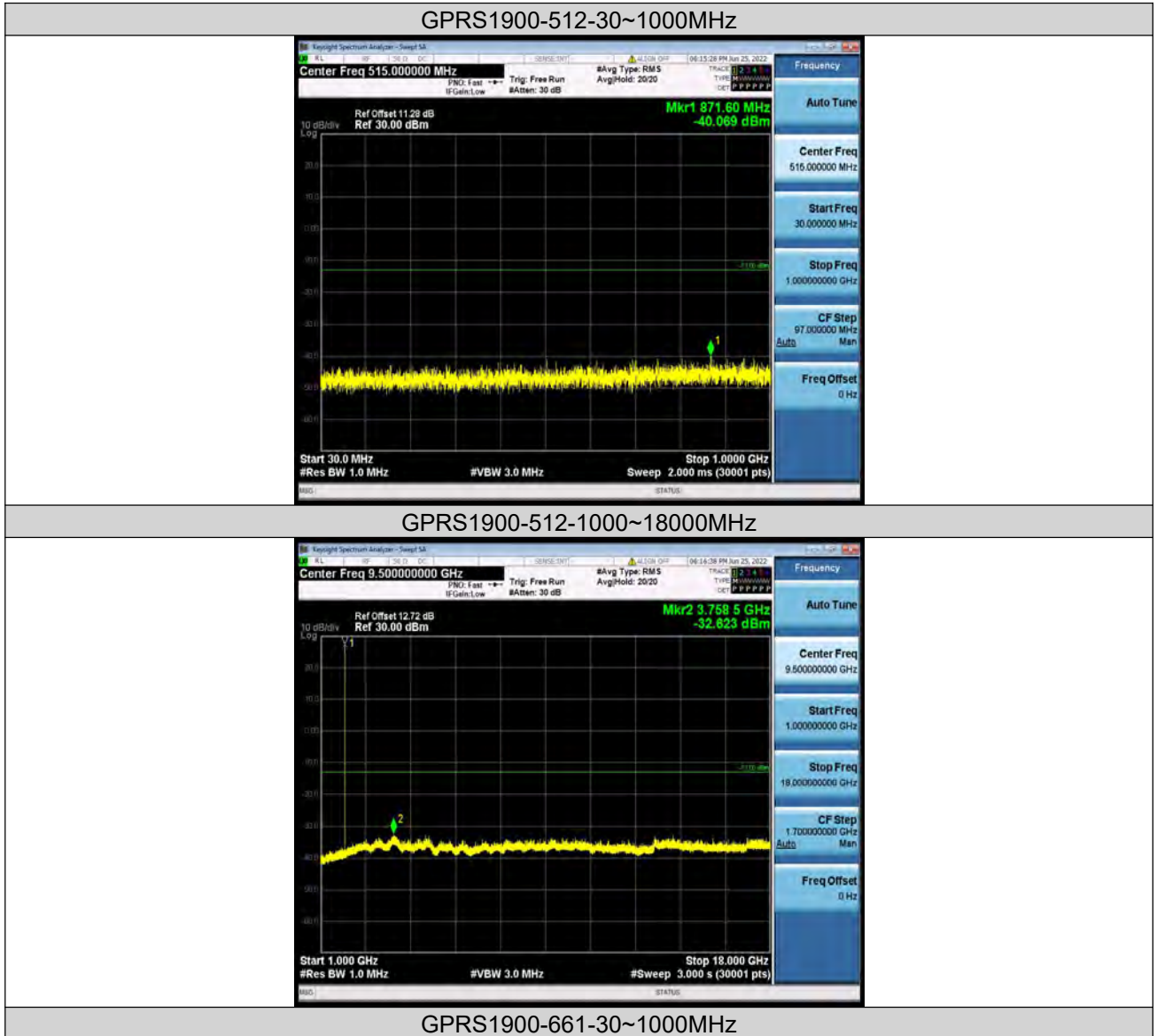
### Test Result

Band	Channel	Frequency Range(MHz)	Max.Freq. (MHz)	Result (dBm)	Limit (dBm)	Verdict
GPRS1900	512	30~1000MHz	871.6	-40.07	-13	PASS
GPRS1900	512	1000~18000MHz	3758.53	-32.62	-13	PASS
GPRS1900	661	30~1000MHz	976.98	-41.01	-13	PASS
GPRS1900	661	1000~18000MHz	3888.3	-32.4	-13	PASS
GPRS1900	810	30~1000MHz	927.41	-40.9	-13	PASS
GPRS1900	810	1000~18000MHz	14063.37	-32.53	-13	PASS
EGPRS1900	512	30~1000MHz	961.1	-41.14	-13	PASS
EGPRS1900	512	1000~18000MHz	3730.2	-32.52	-13	PASS
EGPRS1900	661	30~1000MHz	929.42	-40.72	-13	PASS
EGPRS1900	661	1000~18000MHz	3746.63	-32.13	-13	PASS
EGPRS1900	810	30~1000MHz	860.68	-40.7	-13	PASS
EGPRS1900	810	1000~18000MHz	3801.6	-32.17	-13	PASS





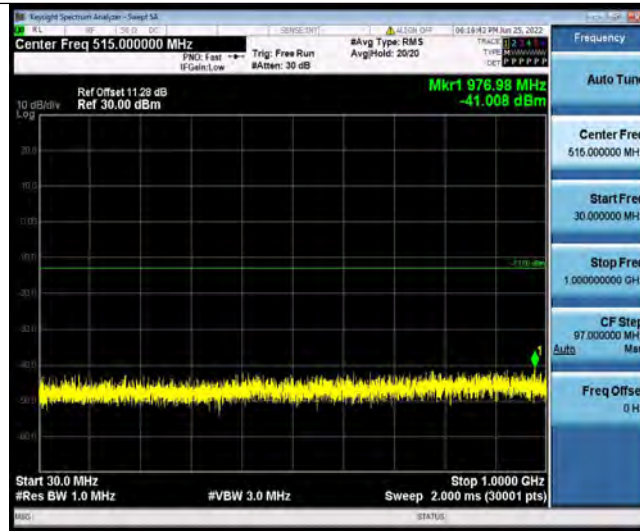
### Test Graphs





BUREAU VERITAS

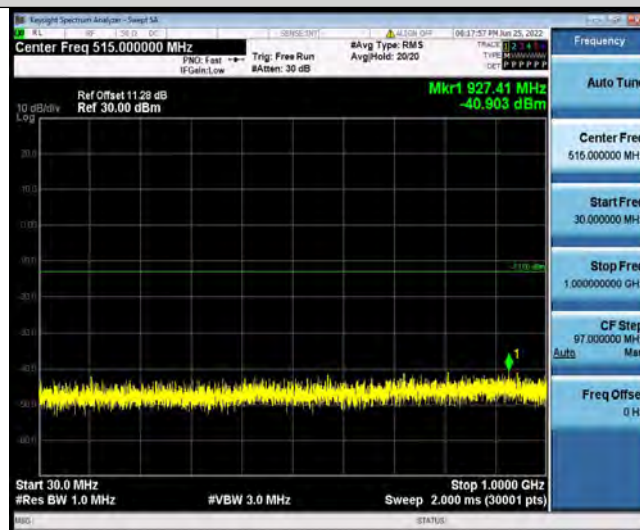
Test Report No.: PSU-QSU2206080111RF02



GPRS1900-661-1000~18000MHz



GPRS1900-810-30~1000MHz



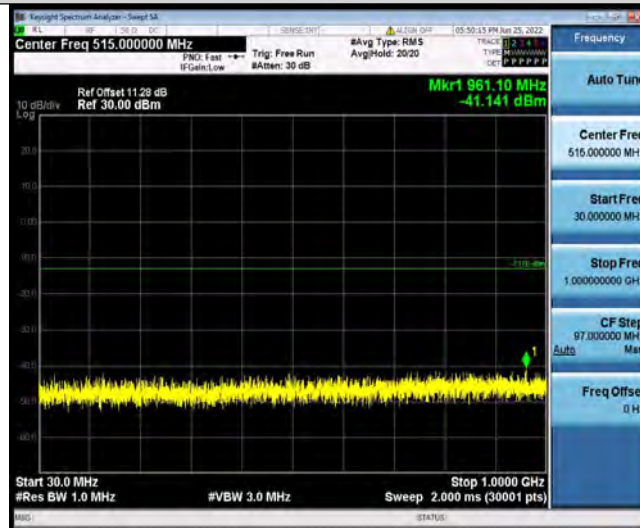
GPRS1900-810-1000~18000MHz



Test Report No.: PSU-QSU2206080111RF02



EGPRS1900-512-30~1000MHz



EGPRS1900-512-1000~1800MHz

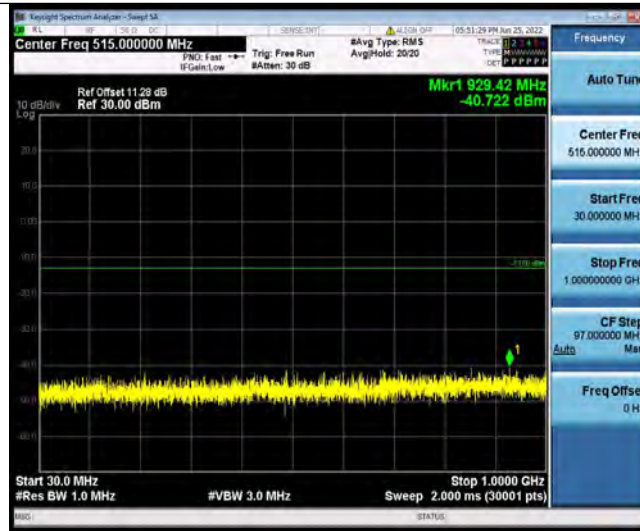


EGPRS1900-661-30~1000MHz

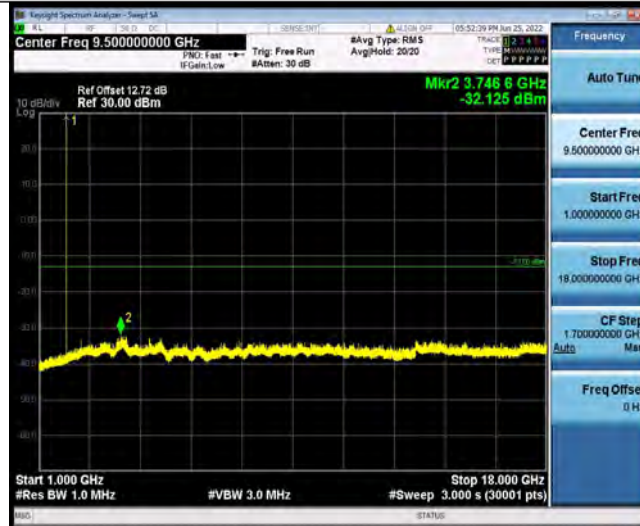


BUREAU VERITAS

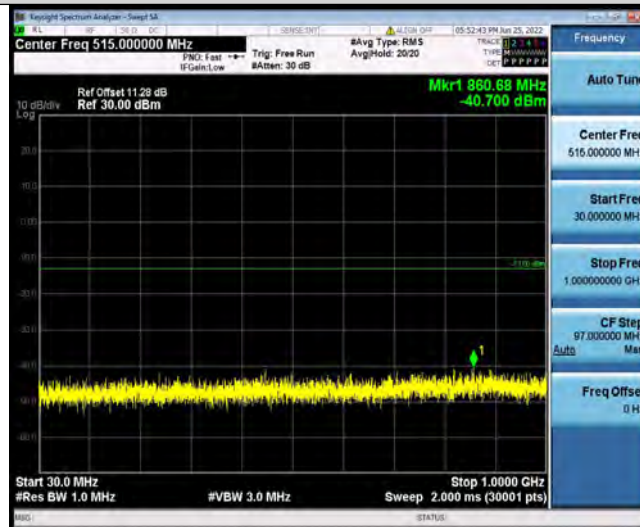
Test Report No.: PSU-QSU2206080111RF02



EGPRS1900-661-1000~18000MHz



EGPRS1900-810-30~1000MHz



EGPRS1900-810-1000~18000MHz



BUREAU  
VERITAS

Test Report No.: PSU-QSU2206080111RF02





## FREQUENCY STABILITY

### Test Result

Voltage							
Band	Channel	Voltage [Vdc]	Temperature (°C)	Deviation (Hz)	Deviation (ppm)	Limit (ppm)	Verdict
GPRS1900	512	VL	NT	16.69	0.009021	±2.5	PASS
GPRS1900	512	VN	NT	16.98	0.009177	±2.5	PASS
GPRS1900	512	VH	NT	17.85	0.009648	±2.5	PASS
GPRS1900	661	VL	NT	18.31	0.009739	±2.5	PASS
GPRS1900	661	VN	NT	15.98	0.008500	±2.5	PASS
GPRS1900	661	VH	NT	18.63	0.009910	±2.5	PASS
GPRS1900	810	VL	NT	15.76	0.008252	±2.5	PASS
GPRS1900	810	VN	NT	16.95	0.008875	±2.5	PASS
GPRS1900	810	VH	NT	15.85	0.008299	±2.5	PASS
EGPRS1900	512	VL	NT	21.92	0.011847	±2.5	PASS
EGPRS1900	512	VN	NT	20.53	0.011096	±2.5	PASS
EGPRS1900	512	VH	NT	17.50	0.009458	±2.5	PASS
EGPRS1900	661	VL	NT	21.73	0.011559	±2.5	PASS
EGPRS1900	661	VN	NT	19.37	0.010303	±2.5	PASS
EGPRS1900	661	VH	NT	24.41	0.012984	±2.5	PASS
EGPRS1900	810	VL	NT	13.79	0.007221	±2.5	PASS
EGPRS1900	810	VN	NT	15.88	0.008315	±2.5	PASS
EGPRS1900	810	VH	NT	15.92	0.008336	±2.5	PASS



**Test Report No.: PSU-QSU2206080111RF02**

Temperature							
Band	Channel	Voltage [Vdc]	Temperature (°C)	Deviation (Hz)	Deviation (ppm)	Limit (ppm)	Verdict
GPRS1900	512	NV	-30	15.14	0.008183	±2.5	PASS
GPRS1900	512	NV	-20	20.15	0.010891	±2.5	PASS
GPRS1900	512	NV	-10	17.63	0.009529	±2.5	PASS
GPRS1900	512	NV	0	18.37	0.009929	±2.5	PASS
GPRS1900	512	NV	10	21.31	0.011518	±2.5	PASS
GPRS1900	512	NV	20	20.70	0.011188	±2.5	PASS
GPRS1900	512	NV	30	19.27	0.010415	±2.5	PASS
GPRS1900	512	NV	40	18.69	0.010102	±2.5	PASS
GPRS1900	512	NV	50	21.24	0.011480	±2.5	PASS
GPRS1900	661	NV	-30	20.66	0.010989	±2.5	PASS
GPRS1900	661	NV	-20	16.43	0.008739	±2.5	PASS
GPRS1900	661	NV	-10	16.89	0.008984	±2.5	PASS
GPRS1900	661	NV	0	17.53	0.009324	±2.5	PASS
GPRS1900	661	NV	10	17.66	0.009394	±2.5	PASS
GPRS1900	661	NV	20	20.18	0.010734	±2.5	PASS
GPRS1900	661	NV	30	18.37	0.009771	±2.5	PASS
GPRS1900	661	NV	40	13.56	0.007213	±2.5	PASS
GPRS1900	661	NV	50	17.31	0.009207	±2.5	PASS
GPRS1900	810	NV	-30	18.82	0.009854	±2.5	PASS
GPRS1900	810	NV	-20	12.88	0.006744	±2.5	PASS
GPRS1900	810	NV	-10	14.33	0.007503	±2.5	PASS
GPRS1900	810	NV	0	14.88	0.007791	±2.5	PASS
GPRS1900	810	NV	10	13.27	0.006948	±2.5	PASS
GPRS1900	810	NV	20	13.50	0.007069	±2.5	PASS
GPRS1900	810	NV	30	17.66	0.009247	±2.5	PASS
GPRS1900	810	NV	40	16.63	0.008708	±2.5	PASS
GPRS1900	810	NV	50	12.04	0.006304	±2.5	PASS
EGPRS1900	512	NV	-30	20.86	0.011274	±2.5	PASS
EGPRS1900	512	NV	-20	24.70	0.013350	±2.5	PASS
EGPRS1900	512	NV	-10	18.50	0.009999	±2.5	PASS
EGPRS1900	512	NV	0	23.18	0.012528	±2.5	PASS
EGPRS1900	512	NV	10	21.63	0.011691	±2.5	PASS
EGPRS1900	512	NV	20	24.63	0.013312	±2.5	PASS
EGPRS1900	512	NV	30	18.02	0.009739	±2.5	PASS
EGPRS1900	512	NV	40	23.28	0.012582	±2.5	PASS
EGPRS1900	512	NV	50	18.60	0.010053	±2.5	PASS
EGPRS1900	661	NV	-30	20.73	0.011027	±2.5	PASS
EGPRS19	661	NV	-20	20.28	0.010787	±2.5	PASS



**BUREAU  
VERITAS**

**Test Report No.: PSU-QSU2206080111RF02**

00							
EGPRS19 00	661	NV	-10	19.44	0.010340	±2.5	PASS
EGPRS19 00	661	NV	0	15.46	0.008223	±2.5	PASS
EGPRS19 00	661	NV	10	19.86	0.010564	±2.5	PASS
EGPRS19 00	661	NV	20	21.66	0.011521	±2.5	PASS
EGPRS19 00	661	NV	30	21.99	0.011697	±2.5	PASS
EGPRS19 00	661	NV	40	23.83	0.012676	±2.5	PASS
EGPRS19 00	661	NV	50	23.44	0.012468	±2.5	PASS
EGPRS19 00	810	NV	-30	15.79	0.008268	±2.5	PASS
EGPRS19 00	810	NV	-20	17.82	0.009331	±2.5	PASS
EGPRS19 00	810	NV	-10	20.02	0.010483	±2.5	PASS
EGPRS19 00	810	NV	0	17.98	0.009415	±2.5	PASS
EGPRS19 00	810	NV	10	18.14	0.009498	±2.5	PASS
EGPRS19 00	810	NV	20	17.14	0.008975	±2.5	PASS
EGPRS19 00	810	NV	30	20.34	0.010650	±2.5	PASS
EGPRS19 00	810	NV	40	17.60	0.009216	±2.5	PASS
EGPRS19 00	810	NV	50	19.15	0.010027	±2.5	PASS





## WCDMA II

### PEAK-TO-AVERAGE RATIO

#### Test Result

Band	Channel	Peak-to-Average Ratio(dB)	Limit(dBm)	Verdict
Band2	9262	3.31	13	PASS
Band2	9400	2.86	13	PASS
Band2	9538	2.72	13	PASS

#### Test Graphs





BUREAU  
VERITAS

Test Report No.: PSU-QSU2206080111RF02





## 26DB BANDWIDTH AND OCCUPIED BANDWIDTH

### Test Result

Band	Channel	Occupied Bandwidth (MHz)	26dB Bandwidth (MHz)	Limit(MHz)	Verdict
Band2	9262	4.1737	4.749	---	PASS
Band2	9400	4.1683	4.742	---	PASS
Band2	9538	4.1460	4.736	---	PASS

### Test Graphs





BUREAU  
VERITAS

Test Report No.: PSU-QSU2206080111RF02



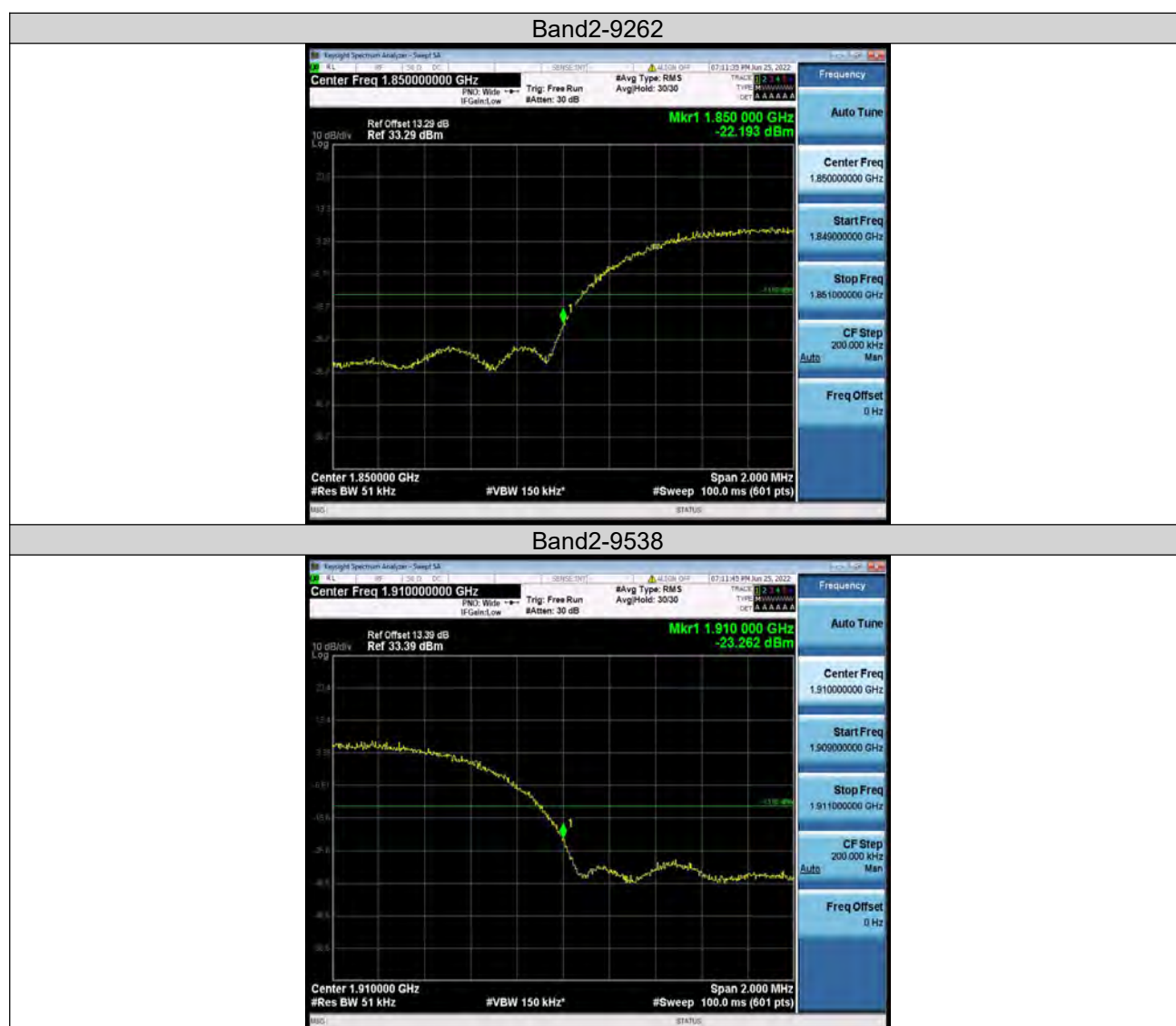


## BAND EDGE

### Test Result

Band	Channel	Frequency (MHz)	Result (dBm)	Limit(dBm)	Verdict
Band2	9262	1850.00	-22.19	-13	PASS
Band2	9538	1910.00	-23.17	-13	PASS

### Test Graphs



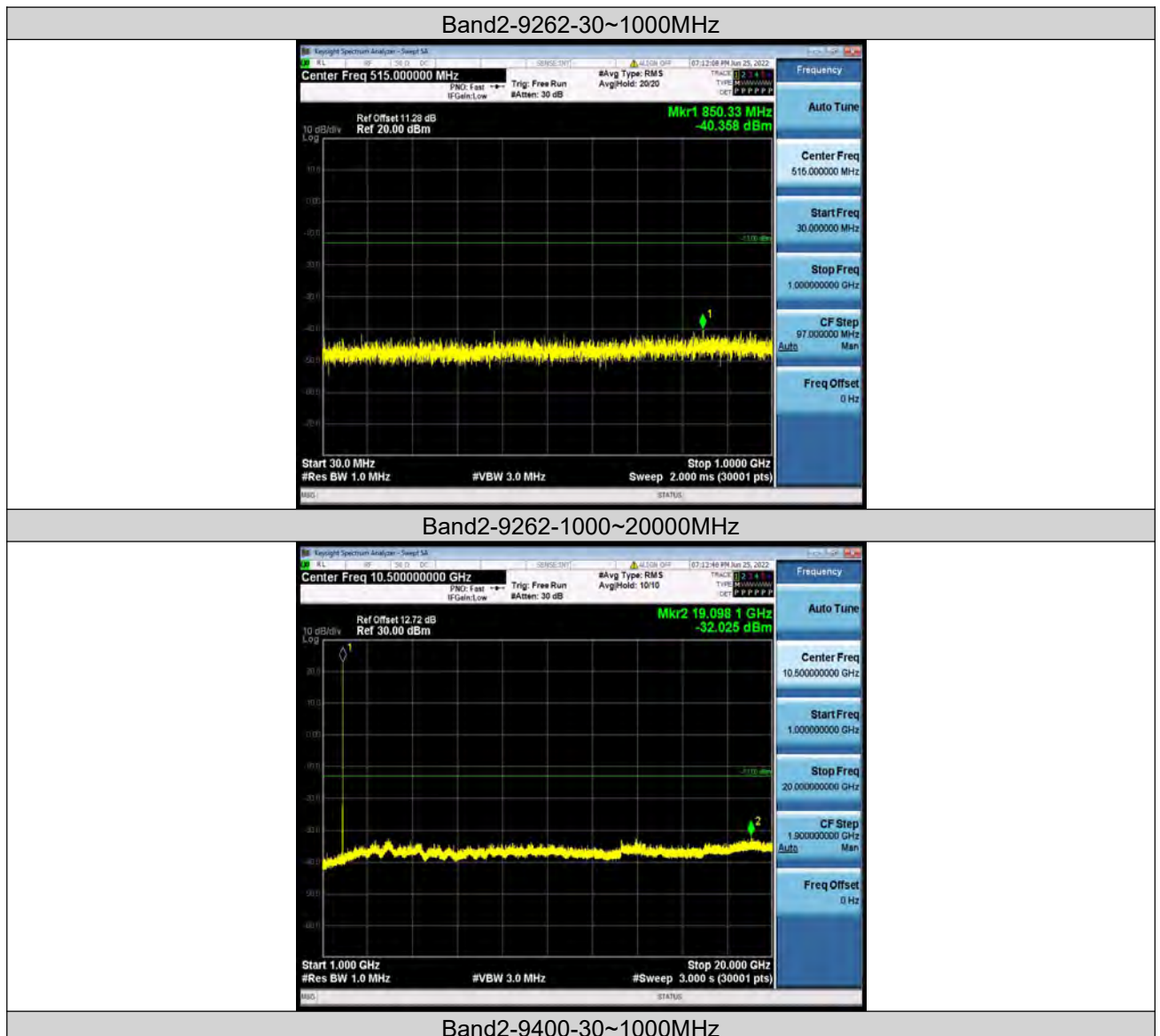


## CONDUCTED SPURIOUS EMISSION

### Test Result

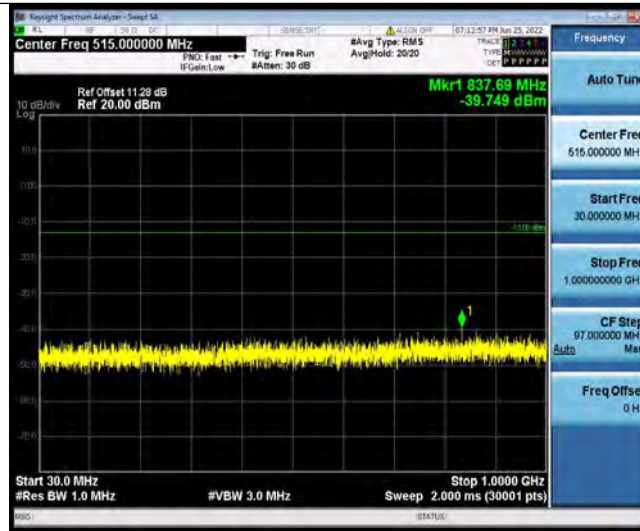
Band	Channel	Frequency Range (MHz)	Frequency (dBm)	Result (dBm)	Limit (dBm)	Verdict
Band2	9262	30~1000MHz	850.33	-40.36	-13	PASS
Band2	9262	1000~20000MHz	19098.13	-32.03	-13	PASS
Band2	9400	30~1000MHz	837.69	-39.75	-13	PASS
Band2	9400	1000~20000MHz	3808.83	-32.17	-13	PASS
Band2	9538	30~1000MHz	897.5	-39.54	-13	PASS
Band2	9538	1000~20000MHz	19478.77	-31.86	-13	PASS

### Test Graphs





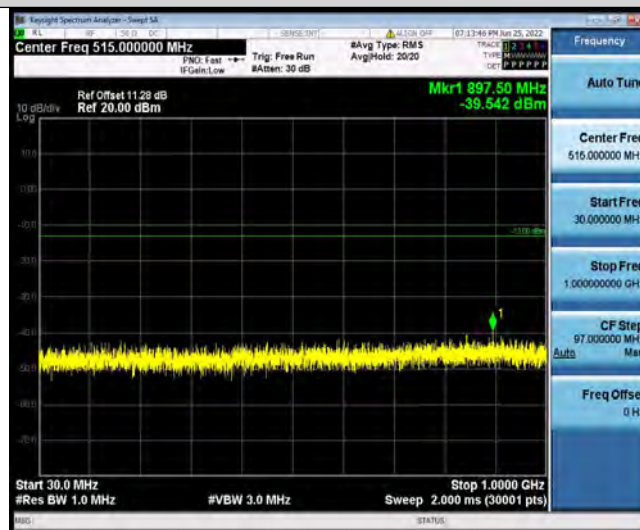
Test Report No.: PSU-QSU2206080111RF02



Band2-9400-1000~20000MHz



Band2-9538-30~1000MHz



Band2-9538-1000~20000MHz



**BUREAU**  
**VERITAS**

**Test Report No.: PSU-QSU2206080111RF02**







## FREQUENCY STABILITY

### Test Result

Voltage							
Band	Channel	Voltage (Vdc)	Temperature (°C)	Deviation (Hz)	Deviation (ppm)	Limit (ppm)	Verdict
Band2	9262	VL	NT	1.05	0.000567	±2.5	PASS
Band2	9262	VN	NT	2.56	0.001382	±2.5	PASS
Band2	9262	VH	NT	0.83	0.000448	±2.5	PASS
Band2	9400	VL	NT	-2.09	-0.001112	±2.5	PASS
Band2	9400	VN	NT	-1.77	-0.000941	±2.5	PASS
Band2	9400	VH	NT	-2.30	-0.001223	±2.5	PASS
Band2	9538	VL	NT	-8.30	-0.004351	±2.5	PASS
Band2	9538	VN	NT	-8.60	-0.004508	±2.5	PASS
Band2	9538	VH	NT	-8.41	-0.004409	±2.5	PASS

Temperature							
Band	Channel	Voltage (Vdc)	Temperature (°C)	Deviation (Hz)	Deviation (ppm)	Limit (ppm)	Verdict
Band2	9262	NV	-30	0.93	0.000502	±2.5	PASS
Band2	9262	NV	-20	1.47	0.000794	±2.5	PASS
Band2	9262	NV	0	2.24	0.001209	±2.5	PASS
Band2	9262	NV	10	2.50	0.001350	±2.5	PASS
Band2	9262	NV	20	2.50	0.001350	±2.5	PASS
Band2	9262	NV	30	2.81	0.001517	±2.5	PASS
Band2	9262	NV	40	3.57	0.001927	±2.5	PASS
Band2	9262	NV	50	3.21	0.001733	±2.5	PASS
Band2	9400	NV	-30	-2.07	-0.001101	±2.5	PASS
Band2	9400	NV	-20	-1.59	-0.000846	±2.5	PASS
Band2	9400	NV	0	-1.59	-0.000846	±2.5	PASS
Band2	9400	NV	10	-1.39	-0.000739	±2.5	PASS
Band2	9400	NV	20	-1.27	-0.000676	±2.5	PASS
Band2	9400	NV	30	-1.03	-0.000548	±2.5	PASS
Band2	9400	NV	40	-0.91	-0.000484	±2.5	PASS
Band2	9400	NV	50	-0.84	-0.000447	±2.5	PASS
Band2	9538	NV	-30	-8.38	-0.004393	±2.5	PASS
Band2	9538	NV	-20	-8.59	-0.004503	±2.5	PASS
Band2	9538	NV	0	-8.71	-0.004566	±2.5	PASS
Band2	9538	NV	10	-8.59	-0.004503	±2.5	PASS
Band2	9538	NV	20	-8.49	-0.004451	±2.5	PASS
Band2	9538	NV	30	-8.70	-0.004561	±2.5	PASS
Band2	9538	NV	40	-8.42	-0.004414	±2.5	PASS
Band2	9538	NV	50	-8.35	-0.004377	±2.5	PASS



**LTE BAND 2**

**PEAK-TO-AVERAGE RATIO(CCDF)**

**Test Result**

Band	Bandwidth	Modulation	Channel	RB Configuration	Result(dB)	Limit(dB)	Verdict
Band2	1.4MHz	QPSK	18607	1RB#0	3.36	13	PASS
Band2	1.4MHz	QPSK	18607	6RB#0	4.44	13	PASS
Band2	1.4MHz	QPSK	18900	1RB#0	3.55	13	PASS
Band2	1.4MHz	QPSK	18900	6RB#0	4.61	13	PASS
Band2	1.4MHz	QPSK	19193	1RB#0	3.54	13	PASS
Band2	1.4MHz	QPSK	19193	6RB#0	4.65	13	PASS
Band2	1.4MHz	16QAM	18607	1RB#0	4.31	13	PASS
Band2	1.4MHz	16QAM	18607	6RB#0	5.26	13	PASS
Band2	1.4MHz	16QAM	18900	1RB#0	4.39	13	PASS
Band2	1.4MHz	16QAM	18900	6RB#0	5.40	13	PASS
Band2	1.4MHz	16QAM	19193	1RB#0	4.37	13	PASS
Band2	1.4MHz	16QAM	19193	6RB#0	5.44	13	PASS
Band2	3MHz	QPSK	18615	1RB#0	3.42	13	PASS
Band2	3MHz	QPSK	18615	15RB#0	4.50	13	PASS
Band2	3MHz	QPSK	18900	1RB#0	3.58	13	PASS
Band2	3MHz	QPSK	18900	15RB#0	4.70	13	PASS
Band2	3MHz	QPSK	19185	1RB#0	3.58	13	PASS
Band2	3MHz	QPSK	19185	15RB#0	4.72	13	PASS
Band2	3MHz	16QAM	18615	1RB#0	4.22	13	PASS
Band2	3MHz	16QAM	18615	15RB#0	5.32	13	PASS
Band2	3MHz	16QAM	18900	1RB#0	4.28	13	PASS
Band2	3MHz	16QAM	18900	15RB#0	5.48	13	PASS
Band2	3MHz	16QAM	19185	1RB#0	4.32	13	PASS
Band2	3MHz	16QAM	19185	15RB#0	5.50	13	PASS
Band2	5MHz	QPSK	18625	1RB#0	3.36	13	PASS
Band2	5MHz	QPSK	18625	25RB#0	4.52	13	PASS
Band2	5MHz	QPSK	18900	25RB#0	4.72	13	PASS
Band2	5MHz	QPSK	19175	1RB#0	3.50	13	PASS
Band2	5MHz	QPSK	19175	25RB#0	4.71	13	PASS
Band2	5MHz	16QAM	18625	1RB#0	4.26	13	PASS
Band2	5MHz	16QAM	18625	25RB#0	5.29	13	PASS
Band2	5MHz	16QAM	18900	25RB#0	5.47	13	PASS
Band2	5MHz	16QAM	19175	1RB#0	4.19	13	PASS
Band2	5MHz	16QAM	19175	25RB#0	5.47	13	PASS
Band2	10MHz	QPSK	18650	1RB#0	3.36	13	PASS
Band2	10MHz	QPSK	18650	50RB#0	4.55	13	PASS
Band2	10MHz	QPSK	18900	50RB#0	4.69	13	PASS
Band2	10MHz	QPSK	19150	1RB#0	3.43	13	PASS
Band2	10MHz	QPSK	19150	50RB#0	4.68	13	PASS
Band2	10MHz	16QAM	18650	1RB#0	4.11	13	PASS
Band2	10MHz	16QAM	18650	50RB#0	5.34	13	PASS
Band2	10MHz	16QAM	18900	50RB#0	5.48	13	PASS
Band2	10MHz	16QAM	19150	1RB#0	4.24	13	PASS
Band2	10MHz	16QAM	19150	50RB#0	5.43	13	PASS
Band2	15MHz	QPSK	18675	1RB#0	3.34	13	PASS



**BUREAU**  
**VERITAS**

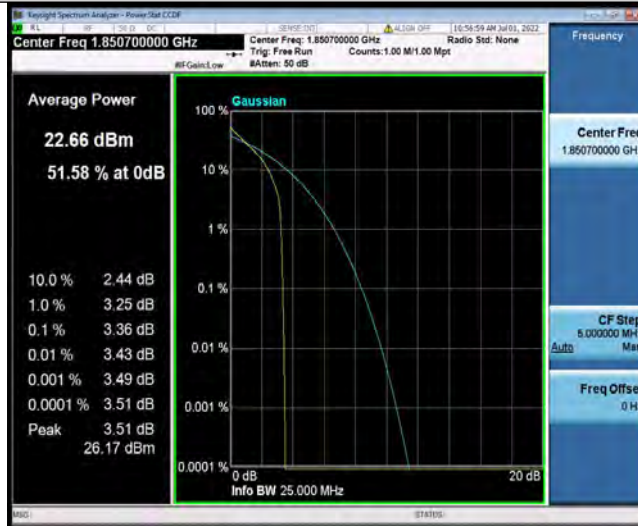
**Test Report No.: PSU-QSU2206080111RF02**

Band2	15MHz	QPSK	18675	75RB#0	4.73	13	PASS
Band2	15MHz	QPSK	18900	75RB#0	4.82	13	PASS
Band2	15MHz	QPSK	19125	1RB#0	3.44	13	PASS
Band2	15MHz	QPSK	19125	75RB#0	4.76	13	PASS
Band2	15MHz	16QAM	18675	1RB#0	4.08	13	PASS
Band2	15MHz	16QAM	18675	75RB#0	5.46	13	PASS
Band2	15MHz	16QAM	18900	75RB#0	5.52	13	PASS
Band2	15MHz	16QAM	19125	1RB#0	4.24	13	PASS
Band2	15MHz	16QAM	19125	75RB#0	5.47	13	PASS
Band2	20MHz	QPSK	18700	1RB#0	3.34	13	PASS
Band2	20MHz	QPSK	18700	100RB#0	4.73	13	PASS
Band2	20MHz	QPSK	18900	100RB#0	4.80	13	PASS
Band2	20MHz	QPSK	19100	1RB#0	3.47	13	PASS
Band2	20MHz	QPSK	19100	100RB#0	4.72	13	PASS
Band2	20MHz	16QAM	18700	1RB#0	4.09	13	PASS
Band2	20MHz	16QAM	18700	100RB#0	5.52	13	PASS
Band2	20MHz	16QAM	18900	100RB#0	5.55	13	PASS
Band2	20MHz	16QAM	19100	1RB#0	4.21	13	PASS
Band2	20MHz	16QAM	19100	100RB#0	5.50	13	PASS

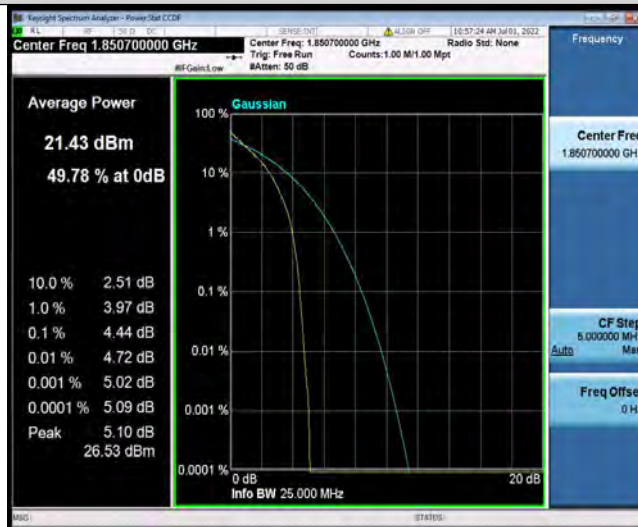


### Test Graphs

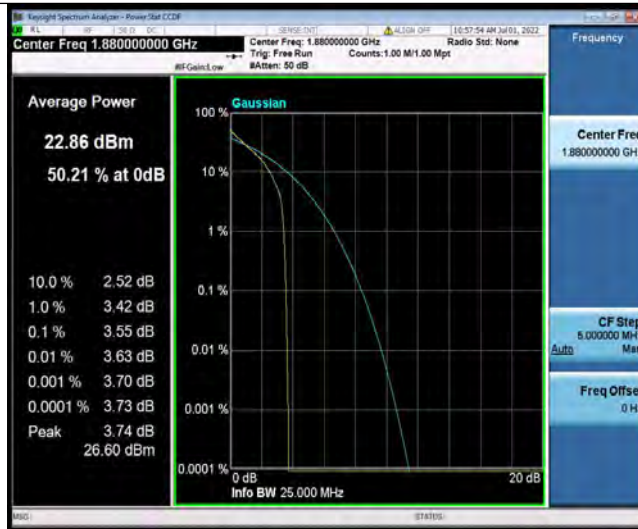
Band2-1.4MHz-QPSK-18607-1RB#0



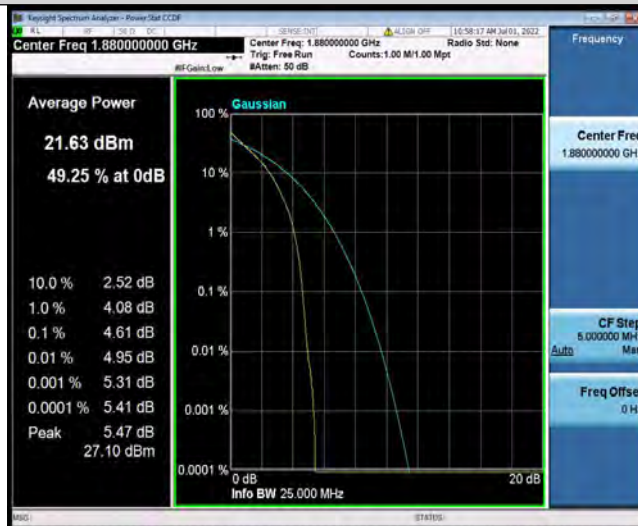
Band2-1.4MHz-QPSK-18607-6RB#0



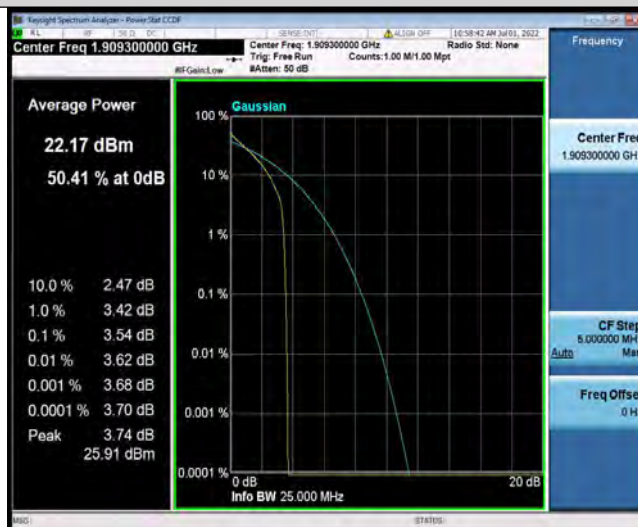
Band2-1.4MHz-QPSK-18900-1RB#0



Band2-1.4MHz-QPSK-18900-6RB#0



Band2-1.4MHz-QPSK-19193-1RB#0



Band2-1.4MHz-QPSK-19193-6RB#0



Test Report No.: PSU-QSU2206080111RF02



Band2-1.4MHz-16QAM-18607-1RB#0



Band2-1.4MHz-16QAM-18607-6RB#0



Band2-1.4MHz-16QAM-18900-1RB#0



Test Report No.: PSU-QSU2206080111RF02



Band2-1.4MHz-16QAM-18900-6RB#0



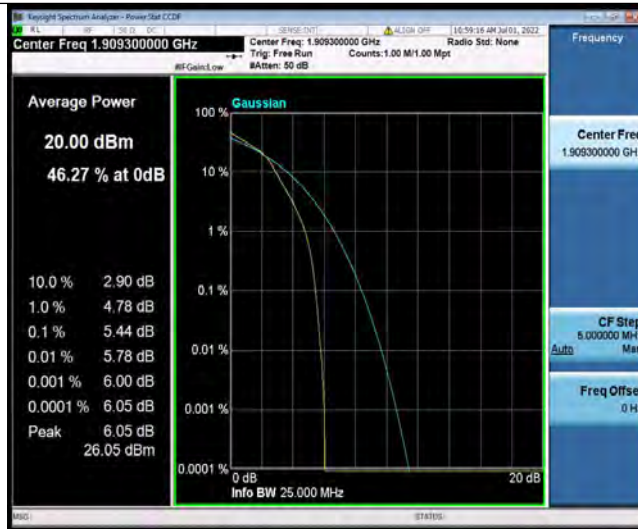
Band2-1.4MHz-16QAM-19193-1RB#0



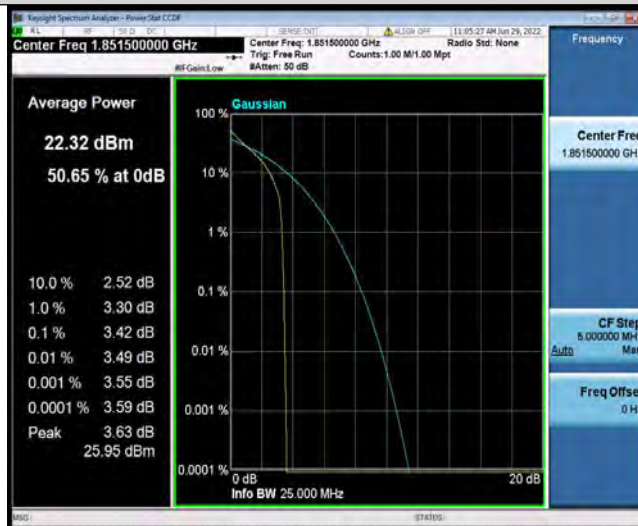
Band2-1.4MHz-16QAM-19193-6RB#0



Test Report No.: PSU-QSU2206080111RF02



Band2-3MHz-QPSK-18615-1RB#0

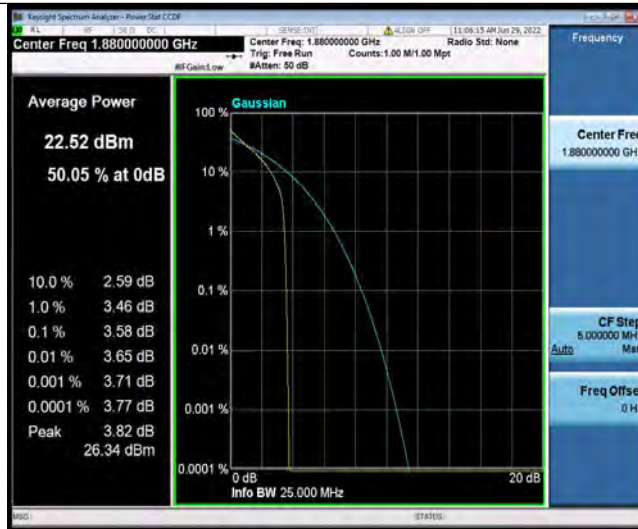


Band2-3MHz-QPSK-18615-15RB#0



Band2-3MHz-QPSK-18900-1RB#0





Band2-3MHz-QPSK-18900-15RB#0



Band2-3MHz-QPSK-19185-1RB#0



Band2-3MHz-QPSK-19185-15RB#0



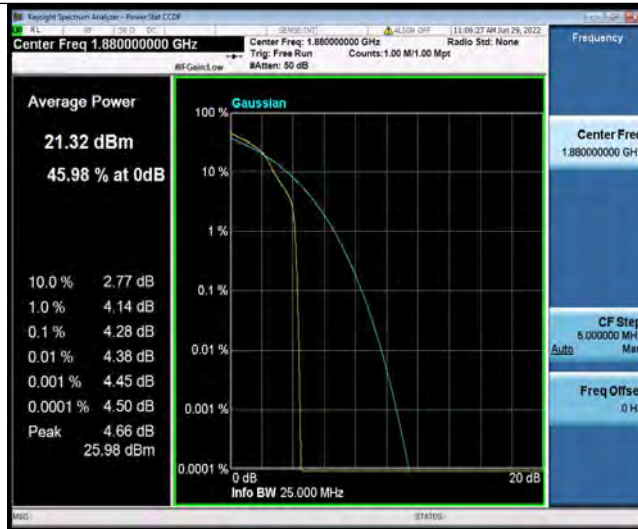
Band2-3MHz-16QAM-18615-1RB#0



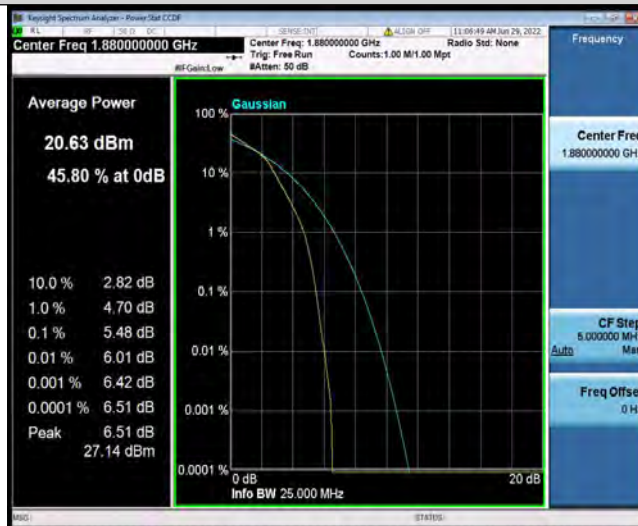
Band2-3MHz-16QAM-18615-15RB#0



Band2-3MHz-16QAM-18900-1RB#0



Band2-3MHz-16QAM-18900-15RB#0



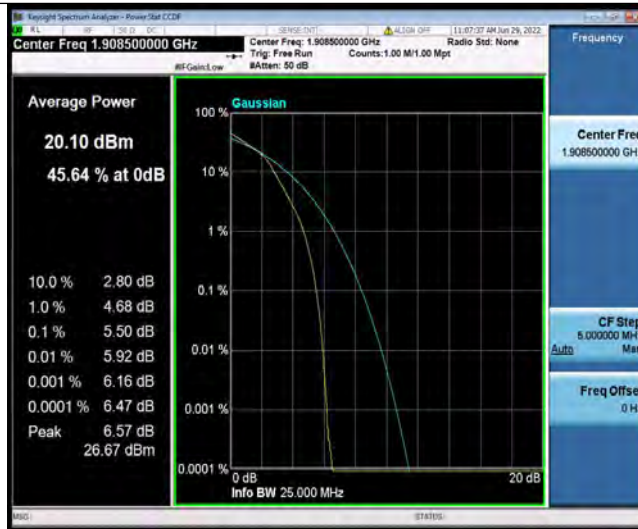
Band2-3MHz-16QAM-19185-1RB#0



Band2-3MHz-16QAM-19185-15RB#0



Test Report No.: PSU-QSU2206080111RF02



Band2-5MHz-QPSK-18625-1RB#0



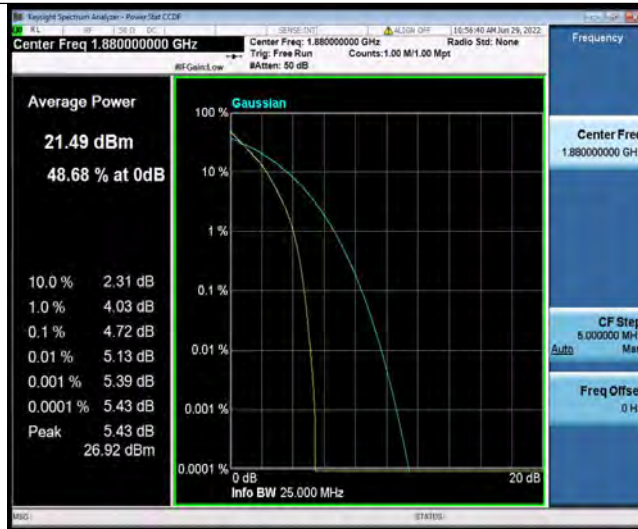
Band2-5MHz-QPSK-18625-25RB#0



Band2-5MHz-QPSK-18900-25RB#0



Test Report No.: PSU-QSU2206080111RF02



Band2-5MHz-QPSK-19175-1RB#0



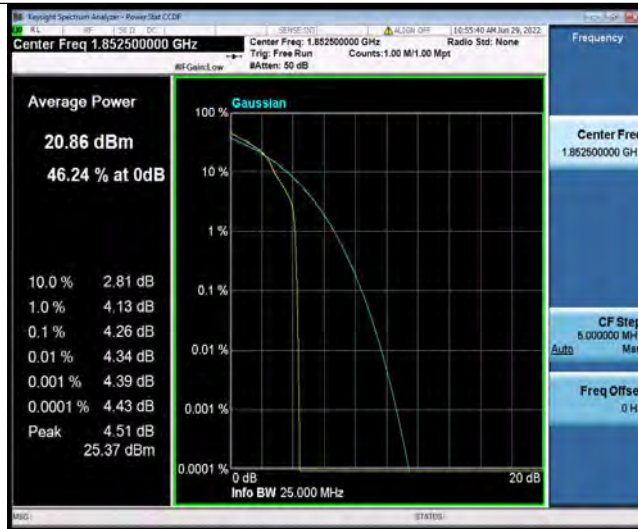
Band2-5MHz-QPSK-19175-25RB#0



Band2-5MHz-16QAM-18625-1RB#0



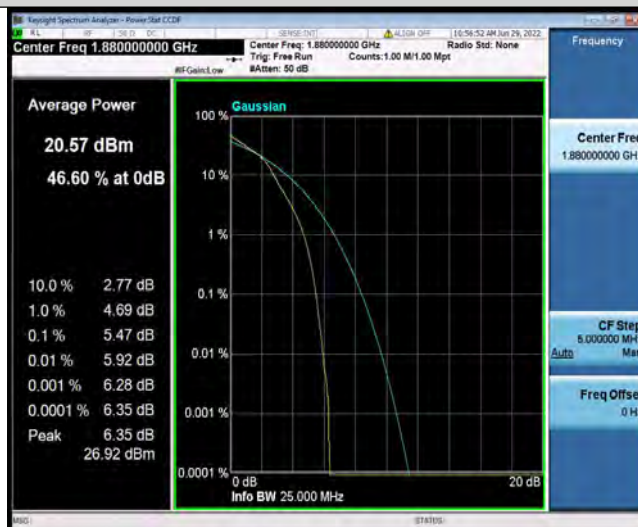
Test Report No.: PSU-QSU2206080111RF02



Band2-5MHz-16QAM-18625-25RB#0



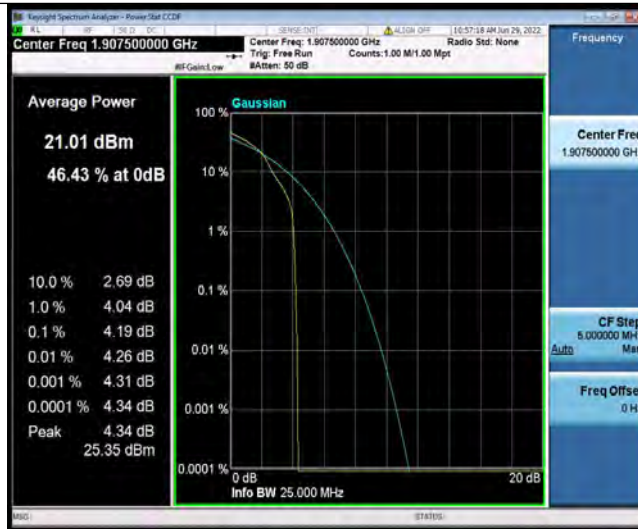
Band2-5MHz-16QAM-18900-25RB#0



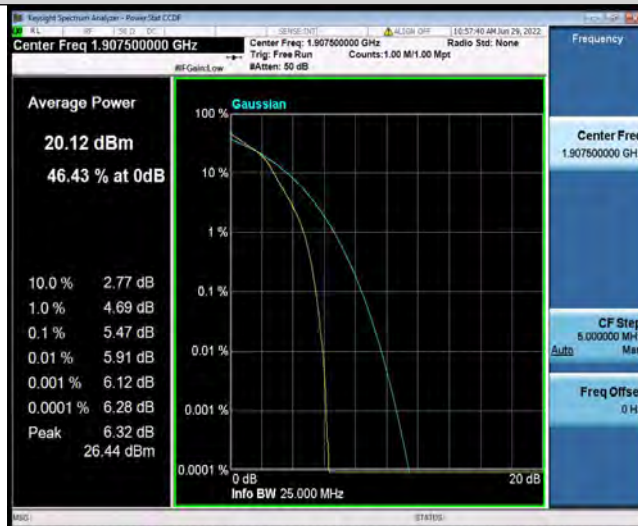
Band2-5MHz-16QAM-19175-1RB#0



Test Report No.: PSU-QSU2206080111RF02



Band2-5MHz-16QAM-19175-25RB#0



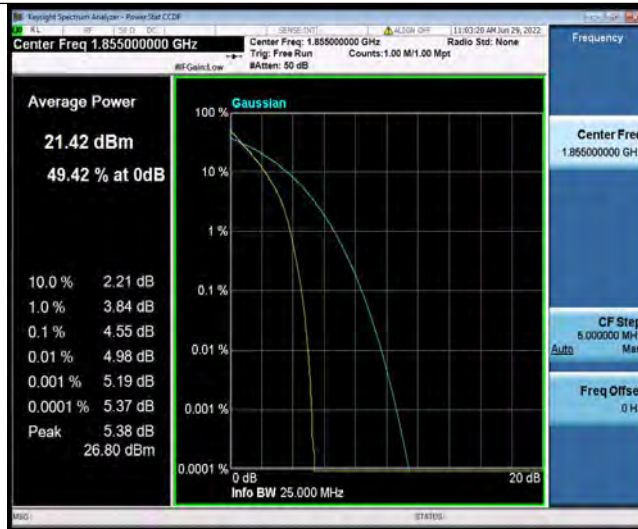
Band2-10MHz-QPSK-18650-1RB#0



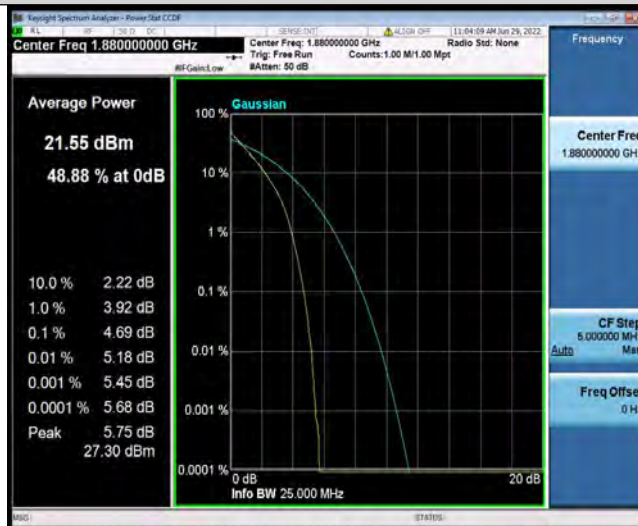
Band2-10MHz-QPSK-18650-50RB#0



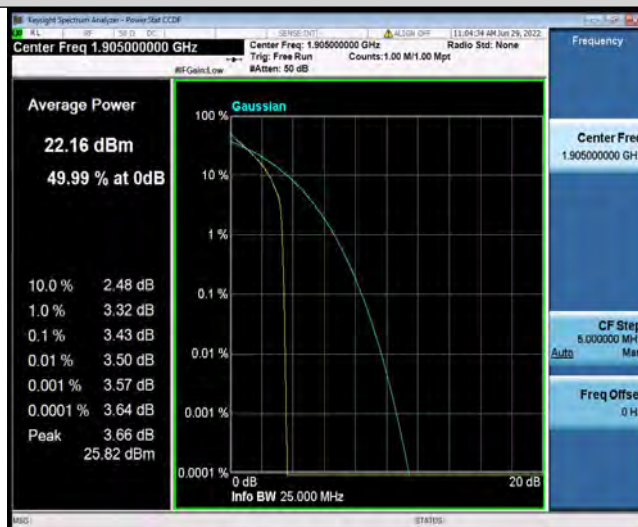
Test Report No.: PSU-QSU2206080111RF02



Band2-10MHz-QPSK-18900-50RB#0



Band2-10MHz-QPSK-19150-1RB#0



Band2-10MHz-QPSK-19150-50RB#0





Test Report No.: PSU-QSU2206080111RF02



Band2-10MHz-16QAM-18650-1RB#0



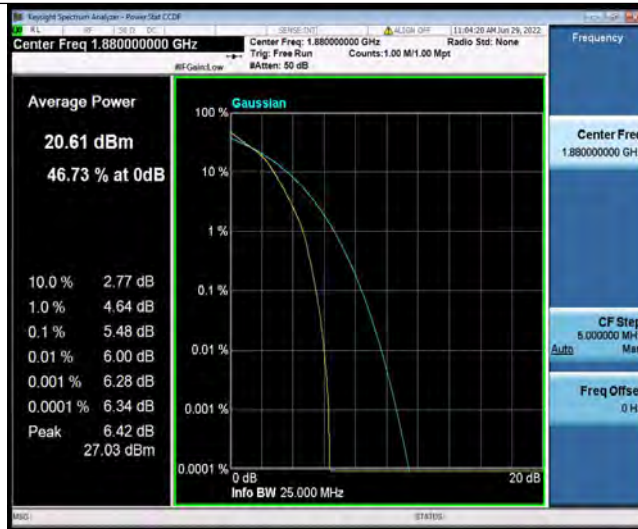
Band2-10MHz-16QAM-18650-50RB#0



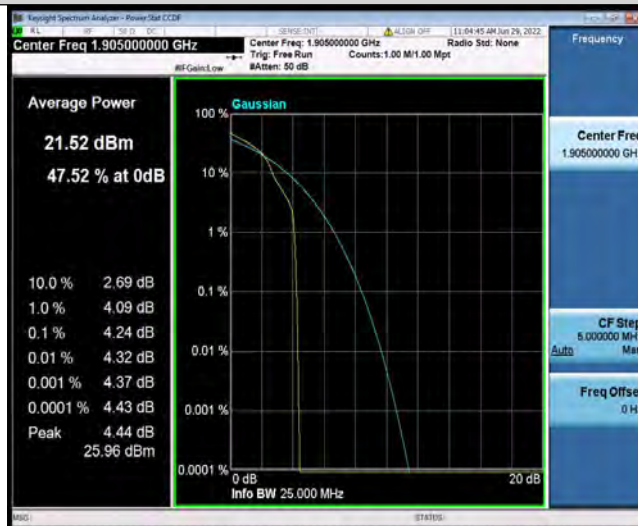
Band2-10MHz-16QAM-18900-50RB#0



Test Report No.: PSU-QSU2206080111RF02



Band2-10MHz-16QAM-19150-1RB#0



Band2-10MHz-16QAM-19150-50RB#0



Band2-15MHz-QPSK-18675-1RB#0



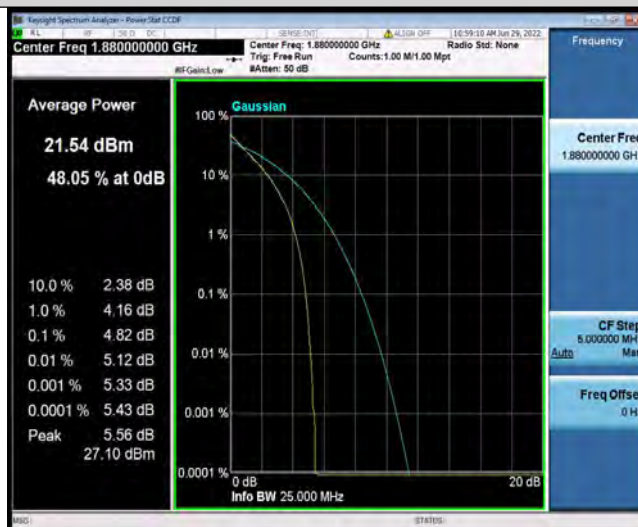
Test Report No.: PSU-QSU2206080111RF02



Band2-15MHz-QPSK-18675-75RB#0



Band2-15MHz-QPSK-18900-75RB#0



Band2-15MHz-QPSK-19125-1RB#0



Test Report No.: PSU-QSU2206080111RF02



Band2-15MHz-QPSK-19125-75RB#0



Band2-15MHz-16QAM-18675-1RB#0



Band2-15MHz-16QAM-18675-75RB#0



Test Report No.: PSU-QSU2206080111RF02



Band2-15MHz-16QAM-18900-75RB#0



Band2-15MHz-16QAM-19125-1RB#0



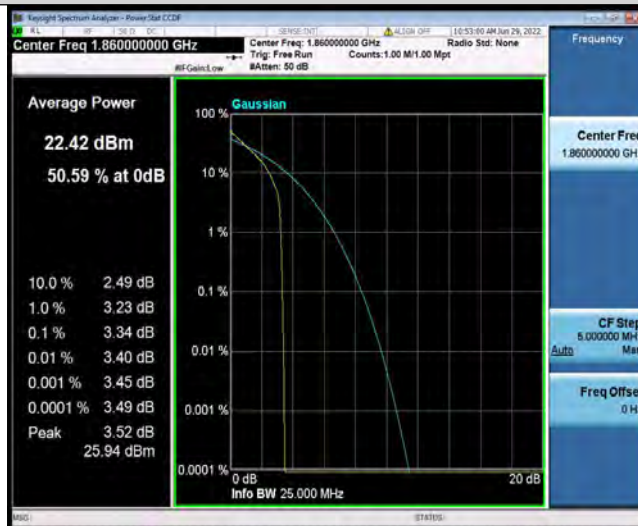
Band2-15MHz-16QAM-19125-75RB#0



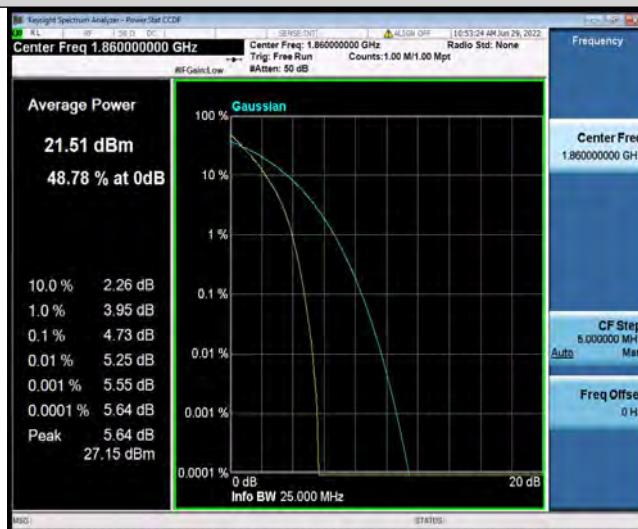
Test Report No.: PSU-QSU2206080111RF02



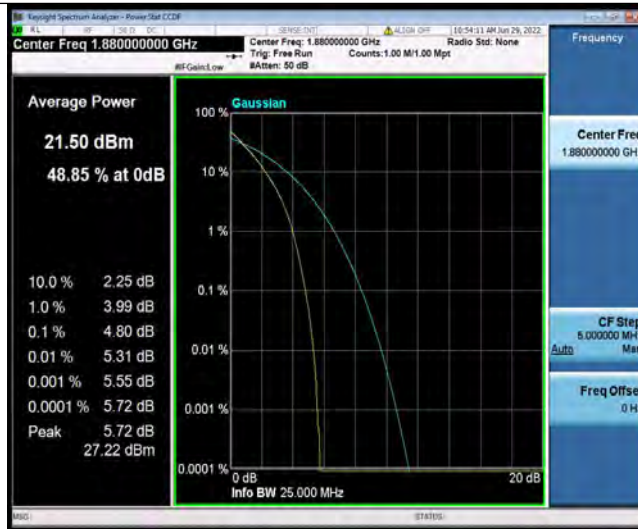
Band2-20MHz-QPSK-18700-1RB#0



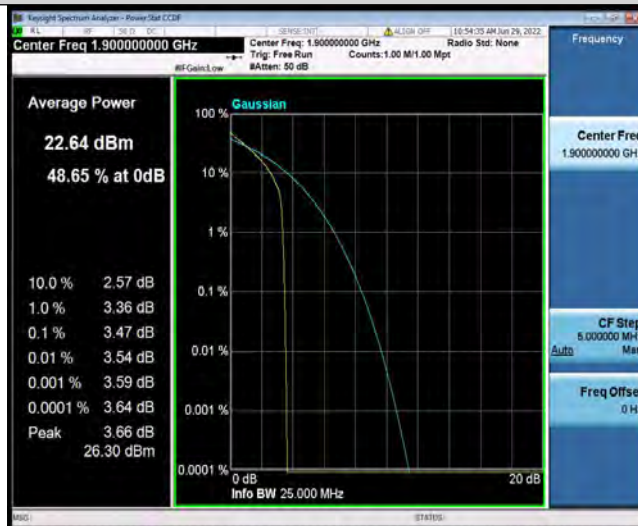
Band2-20MHz-QPSK-18700-100RB#0



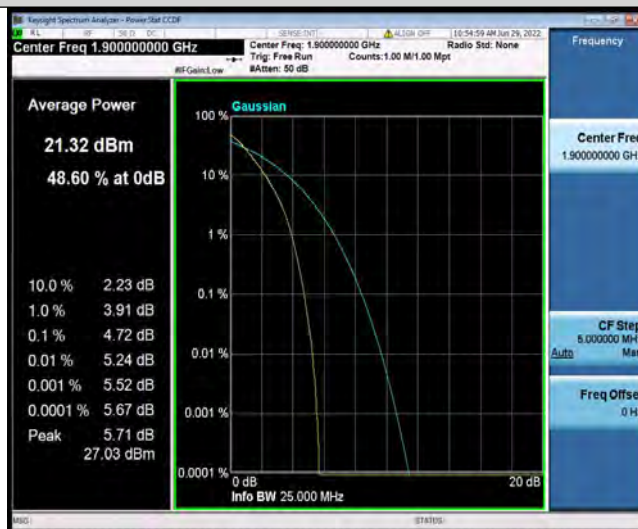
Band2-20MHz-QPSK-18900-100RB#0



Band2-20MHz-QPSK-19100-1RB#0



Band2-20MHz-QPSK-19100-100RB#0



Band2-20MHz-16QAM-18700-1RB#0



Test Report No.: PSU-QSU2206080111RF02



Band2-20MHz-16QAM-18700-100RB#0



Band2-20MHz-16QAM-18900-100RB#0

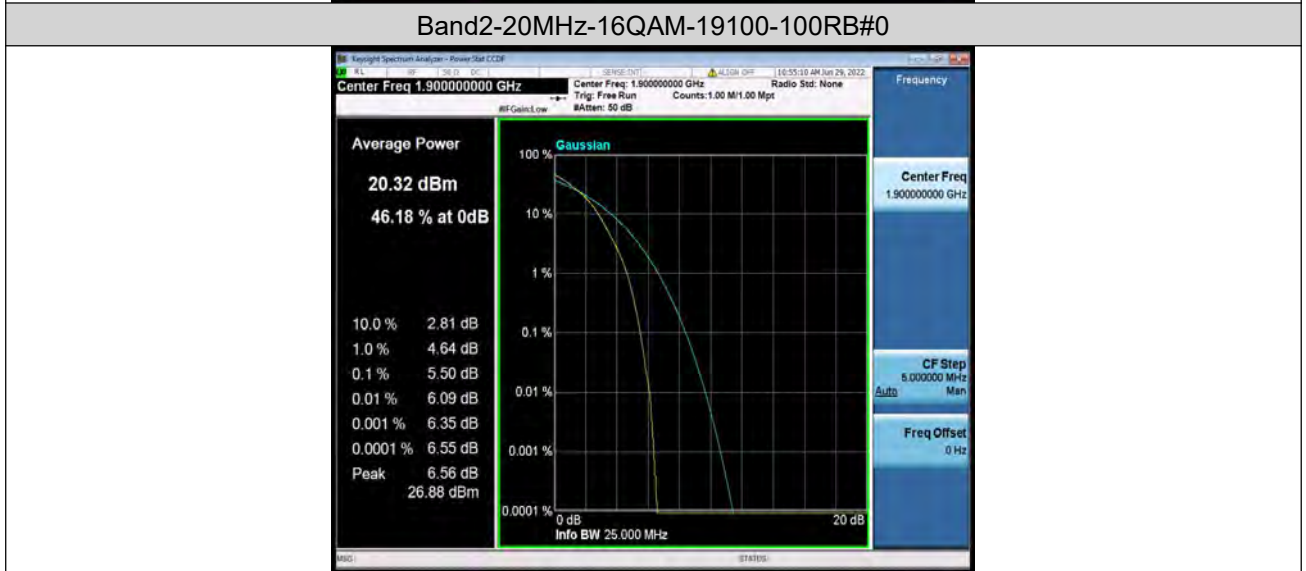


Band2-20MHz-16QAM-19100-1RB#0





Test Report No.: PSU-QSU2206080111RF02





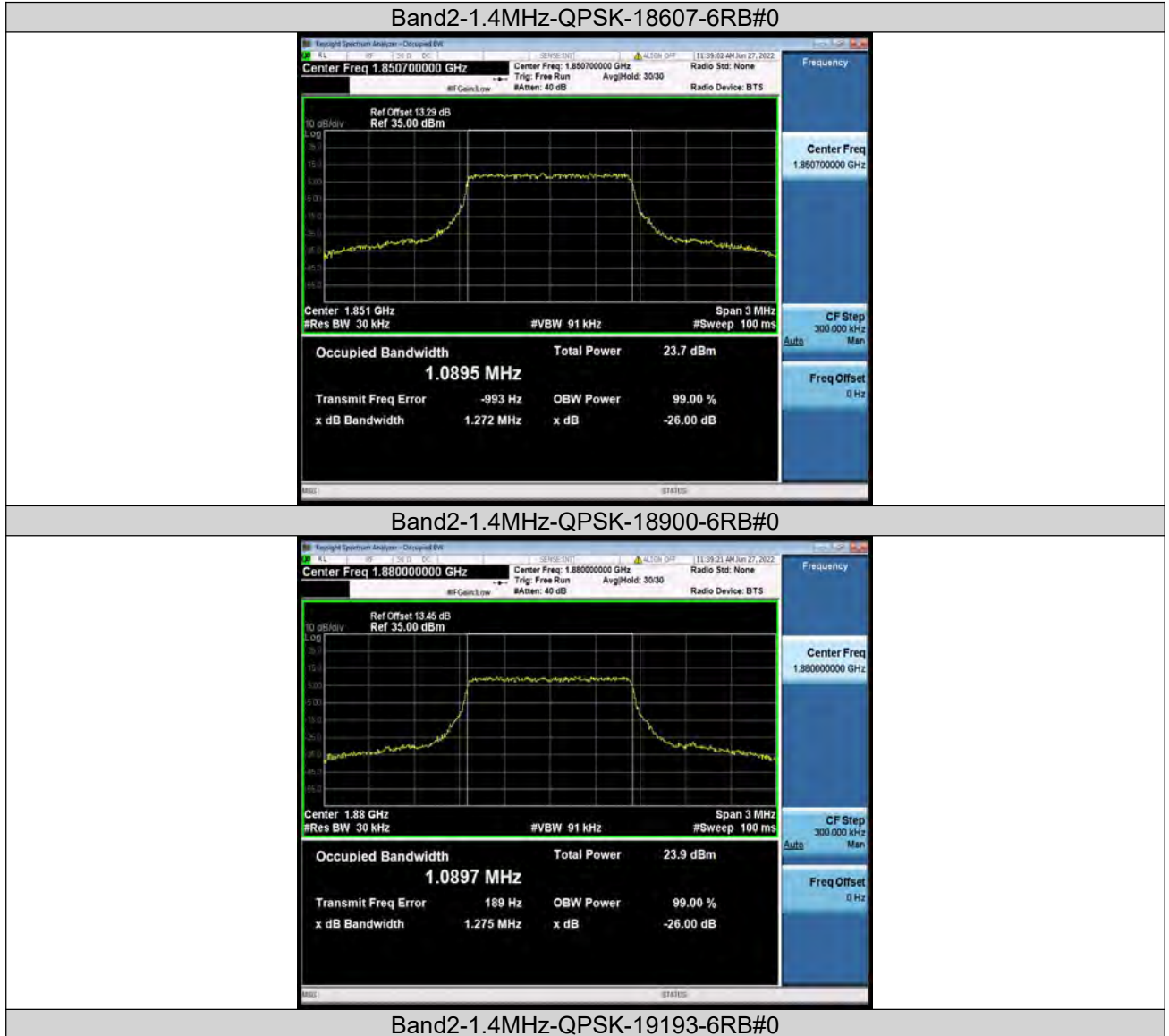
## 26DB BANDWIDTH AND OCCUPIED BANDWIDTH

### Test Result

Band	Bandwidth	Modulation	Channel	RB Configuration	Occupied Bandwidth (MHz)	26dB Bandwidth (MHz)	Verdict
Band2	1.4MHz	QPSK	18607	6RB#0	1.0895	1.272	PASS
Band2	1.4MHz	QPSK	18900	6RB#0	1.0897	1.275	PASS
Band2	1.4MHz	QPSK	19193	6RB#0	1.0899	1.288	PASS
Band2	1.4MHz	16QAM	18607	6RB#0	1.0907	1.184	PASS
Band2	1.4MHz	16QAM	18900	6RB#0	1.0880	1.264	PASS
Band2	1.4MHz	16QAM	19193	6RB#0	1.0886	1.249	PASS
Band2	3MHz	QPSK	18615	15RB#0	2.6897	2.902	PASS
Band2	3MHz	QPSK	18900	15RB#0	2.6946	2.883	PASS
Band2	3MHz	QPSK	19185	15RB#0	2.6972	2.909	PASS
Band2	3MHz	16QAM	18615	15RB#0	2.6902	2.919	PASS
Band2	3MHz	16QAM	18900	15RB#0	2.6962	2.934	PASS
Band2	3MHz	16QAM	19185	15RB#0	2.6918	2.919	PASS
Band2	5MHz	QPSK	18625	25RB#0	4.4986	4.930	PASS
Band2	5MHz	QPSK	18900	25RB#0	4.4990	4.904	PASS
Band2	5MHz	QPSK	19175	25RB#0	4.4998	4.905	PASS
Band2	5MHz	16QAM	18625	25RB#0	4.5047	4.870	PASS
Band2	5MHz	16QAM	18900	25RB#0	4.5027	4.861	PASS
Band2	5MHz	16QAM	19175	25RB#0	4.4994	4.924	PASS
Band2	10MHz	QPSK	18650	50RB#0	8.9606	9.588	PASS
Band2	10MHz	QPSK	18900	50RB#0	8.9747	9.560	PASS
Band2	10MHz	QPSK	19150	50RB#0	8.9538	9.533	PASS
Band2	10MHz	16QAM	18650	50RB#0	8.9497	9.564	PASS
Band2	10MHz	16QAM	18900	50RB#0	8.9624	9.541	PASS
Band2	10MHz	16QAM	19150	50RB#0	8.9577	9.515	PASS
Band2	15MHz	QPSK	18675	75RB#0	13.441	14.29	PASS
Band2	15MHz	QPSK	18900	75RB#0	13.438	14.28	PASS
Band2	15MHz	QPSK	19125	75RB#0	13.418	14.26	PASS
Band2	15MHz	16QAM	18675	75RB#0	13.434	14.28	PASS
Band2	15MHz	16QAM	18900	75RB#0	13.426	14.29	PASS
Band2	15MHz	16QAM	19125	75RB#0	13.415	14.24	PASS
Band2	20MHz	QPSK	18700	100RB#0	17.896	18.97	PASS
Band2	20MHz	QPSK	18900	100RB#0	17.891	19.00	PASS
Band2	20MHz	QPSK	19100	100RB#0	17.874	18.94	PASS
Band2	20MHz	16QAM	18700	100RB#0	17.893	18.94	PASS
Band2	20MHz	16QAM	18900	100RB#0	17.902	18.95	PASS
Band2	20MHz	16QAM	19100	100RB#0	17.888	18.94	PASS

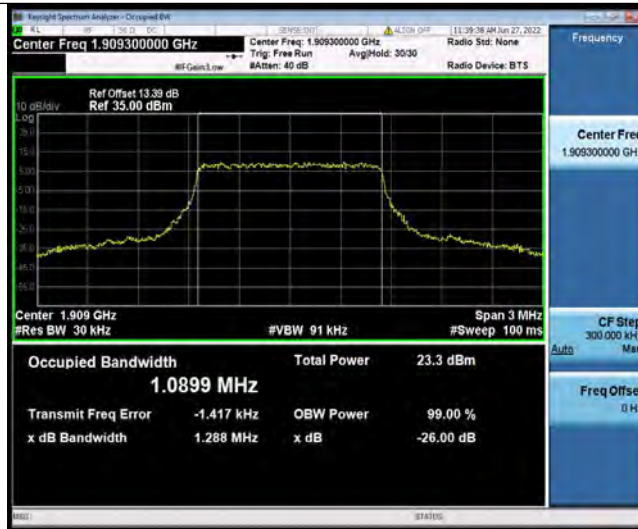


### Test Graphs





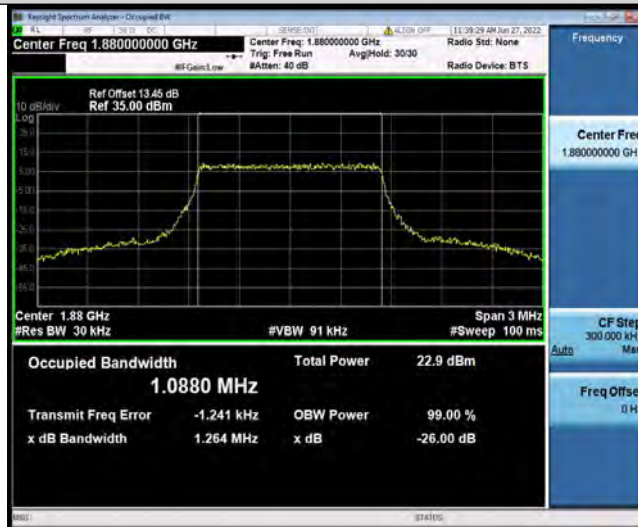
Test Report No.: PSU-QSU2206080111RF02



Band2-1.4MHz-16QAM-18607-6RB#0



Band2-1.4MHz-16QAM-18900-6RB#0



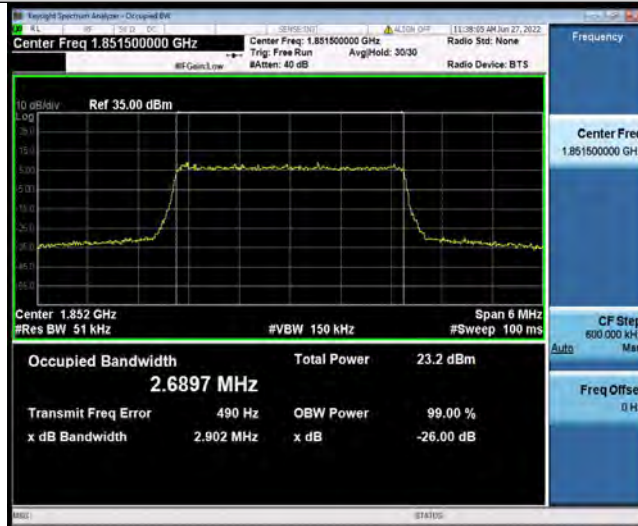
Band2-1.4MHz-16QAM-19193-6RB#0



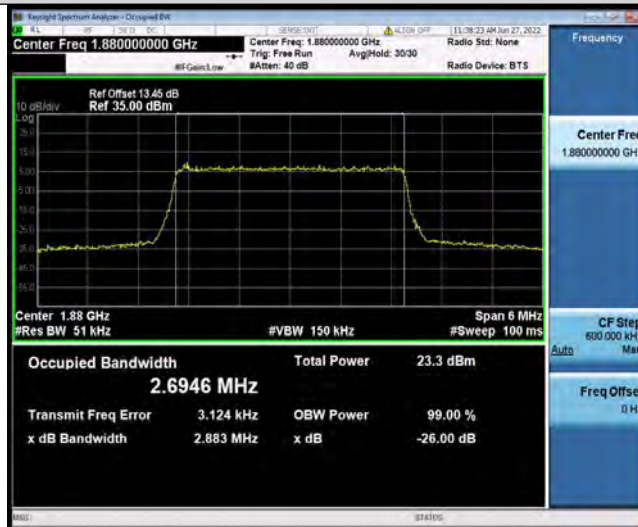
Test Report No.: PSU-QSU2206080111RF02



Band2-3MHz-QPSK-18615-15RB#0



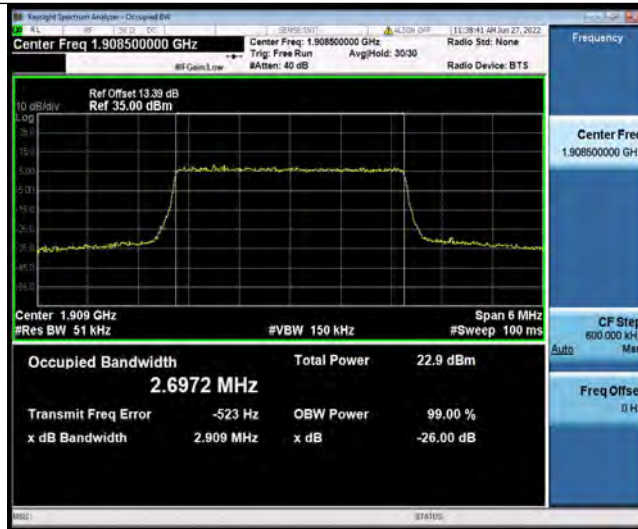
Band2-3MHz-QPSK-18900-15RB#0



Band2-3MHz-QPSK-19185-15RB#0



Test Report No.: PSU-QSU2206080111RF02



Band2-3MHz-16QAM-18615-15RB#0



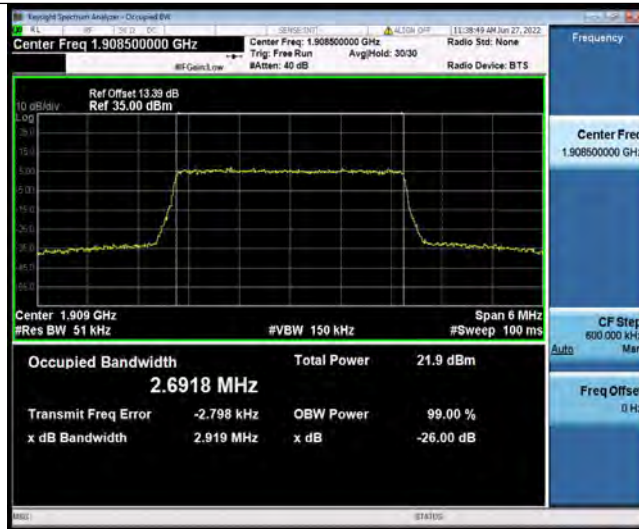
Band2-3MHz-16QAM-18900-15RB#0



Band2-3MHz-16QAM-19185-15RB#0



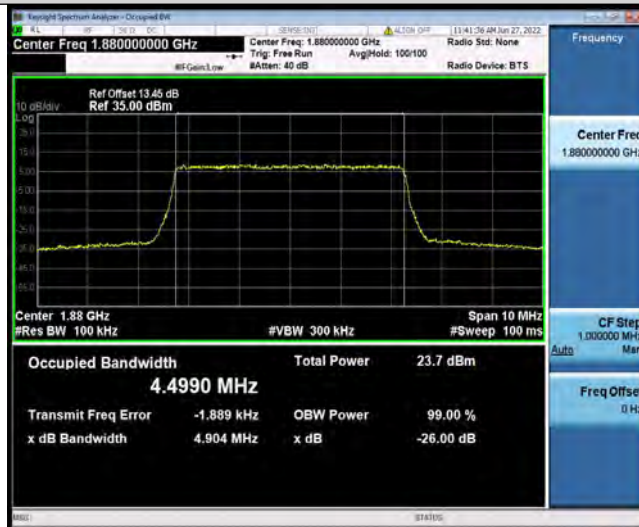
Test Report No.: PSU-QSU2206080111RF02



Band2-5MHz-QPSK-18625-25RB#0



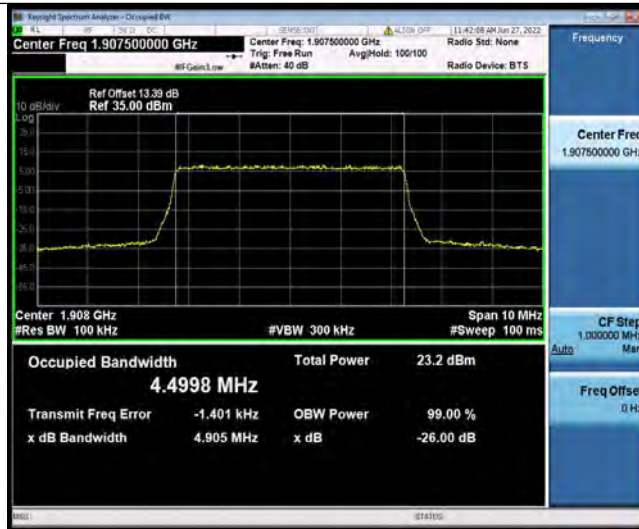
Band2-5MHz-QPSK-18900-25RB#0



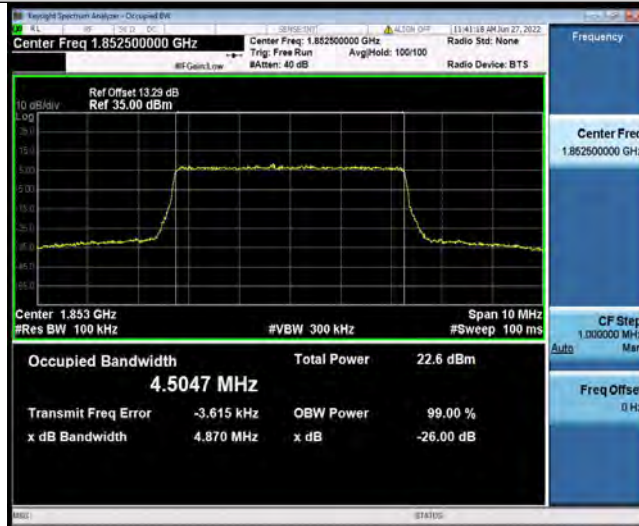
Band2-5MHz-QPSK-19175-25RB#0



Test Report No.: PSU-QSU2206080111RF02



Band2-5MHz-16QAM-18625-25RB#0



Band2-5MHz-16QAM-18900-25RB#0

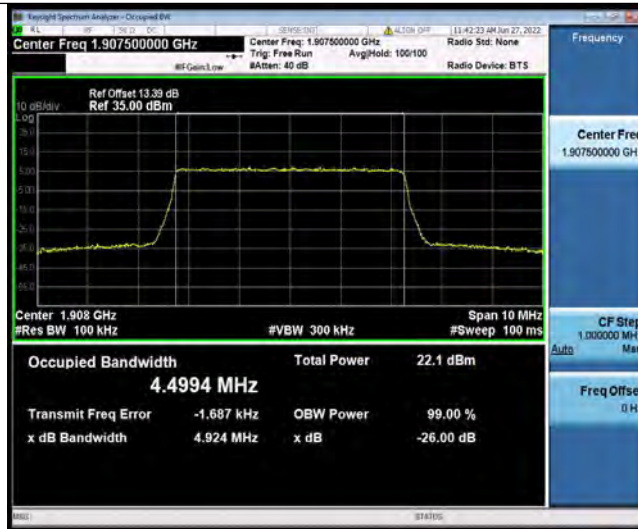


Band2-5MHz-16QAM-19175-25RB#0





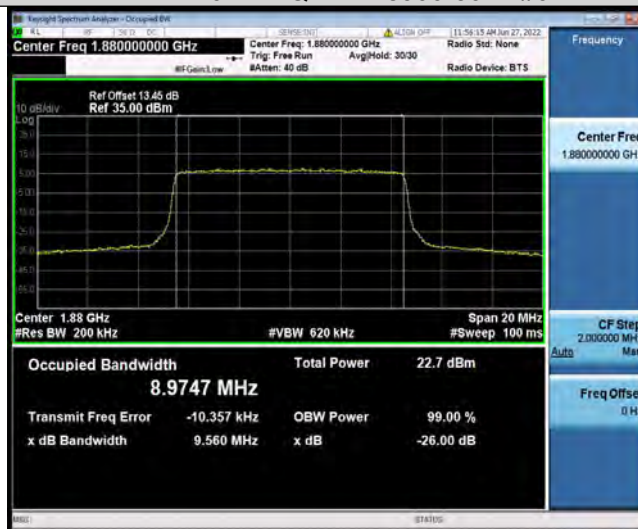
Test Report No.: PSU-QSU2206080111RF02



Band2-10MHz-QPSK-18650-50RB#0



Band2-10MHz-QPSK-18900-50RB#0



Band2-10MHz-QPSK-19150-50RB#0



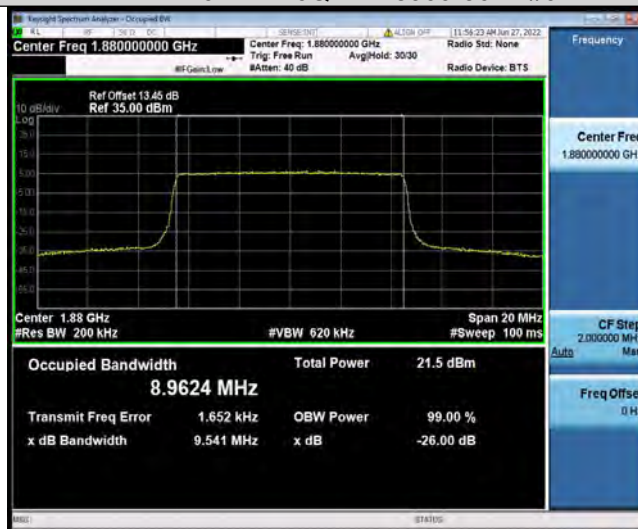
Test Report No.: PSU-QSU2206080111RF02



Band2-10MHz-16QAM-18650-50RB#0



Band2-10MHz-16QAM-18900-50RB#0



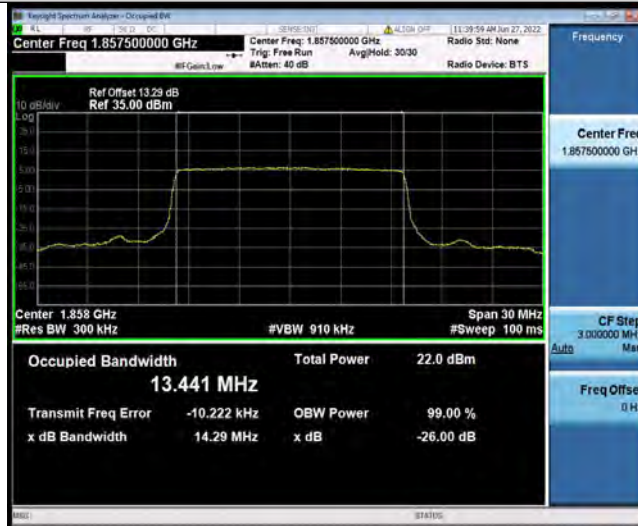
Band2-10MHz-16QAM-19150-50RB#0



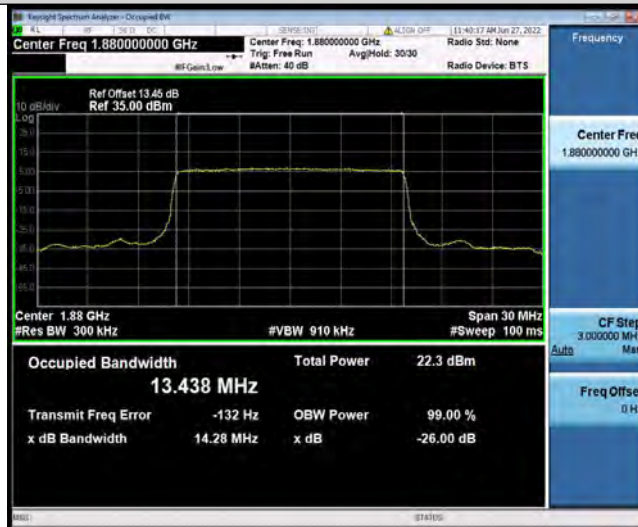
Test Report No.: PSU-QSU2206080111RF02



Band2-15MHz-QPSK-18675-75RB#0



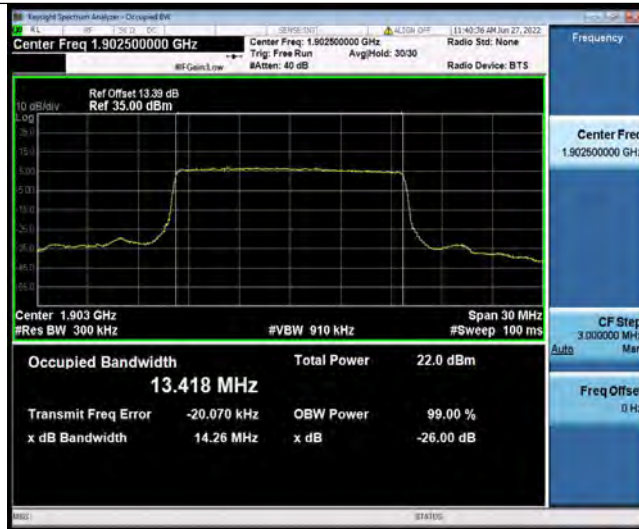
Band2-15MHz-QPSK-18900-75RB#0



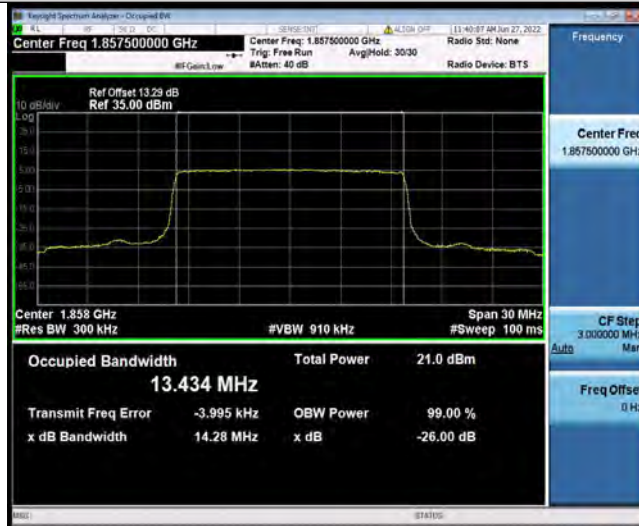
Band2-15MHz-QPSK-19125-75RB#0



Test Report No.: PSU-QSU2206080111RF02



Band2-15MHz-16QAM-18675-75RB#0



Band2-15MHz-16QAM-18900-75RB#0



Band2-15MHz-16QAM-19125-75RB#0



Test Report No.: PSU-QSU2206080111RF02



Band2-20MHz-QPSK-18700-100RB#0



Band2-20MHz-QPSK-18900-100RB#0



Band2-20MHz-QPSK-19100-100RB#0



Test Report No.: PSU-QSU2206080111RF02



Band2-20MHz-16QAM-18700-100RB#0



Band2-20MHz-16QAM-18900-100RB#0



Band2-20MHz-16QAM-19100-100RB#0



Test Report No.: PSU-QSU2206080111RF02





## BAND EDGE

### Test Result

Band	Bandwidth	Modulation	Channel	RB Configuration	Result(dBm)	Verdict
Band2	1.4MHz	QPSK	18607	1RB#0	-27.01	PASS
Band2	1.4MHz	QPSK	18607	6RB#0	-25.27	PASS
Band2	1.4MHz	QPSK	19193	1RB#0	-42.70	PASS
Band2	1.4MHz	QPSK	19193	1RB#5	-28.71	PASS
Band2	1.4MHz	QPSK	19193	6RB#0	-26.85	PASS
Band2	1.4MHz	16QAM	18607	1RB#0	-29.42	PASS
Band2	1.4MHz	16QAM	18607	6RB#0	-27.30	PASS
Band2	1.4MHz	16QAM	19193	1RB#0	-44.84	PASS
Band2	1.4MHz	16QAM	19193	1RB#5	-30.33	PASS
Band2	1.4MHz	16QAM	19193	6RB#0	-27.82	PASS
Band2	3MHz	QPSK	18615	1RB#0	-26.17	PASS
Band2	3MHz	QPSK	18615	15RB#0	-24.97	PASS
Band2	3MHz	QPSK	19185	1RB#14	-27.17	PASS
Band2	3MHz	QPSK	19185	15RB#0	-26.06	PASS
Band2	3MHz	16QAM	18615	1RB#0	-26.59	PASS
Band2	3MHz	16QAM	18615	15RB#0	-27.34	PASS
Band2	3MHz	16QAM	19185	1RB#14	-27.28	PASS
Band2	3MHz	16QAM	19185	15RB#0	-27.85	PASS
Band2	5MHz	QPSK	18625	1RB#0	-29.89	PASS
Band2	5MHz	QPSK	18625	25RB#0	-24.66	PASS
Band2	5MHz	QPSK	19175	1RB#24	-29.85	PASS
Band2	5MHz	QPSK	19175	25RB#0	-25.66	PASS
Band2	5MHz	16QAM	18625	1RB#0	-30.85	PASS
Band2	5MHz	16QAM	18625	25RB#0	-26.47	PASS
Band2	5MHz	16QAM	19175	1RB#24	-31.46	PASS
Band2	5MHz	16QAM	19175	25RB#0	-27.30	PASS
Band2	10MHz	QPSK	18650	1RB#0	-44.08	PASS
Band2	10MHz	QPSK	18650	50RB#0	-26.40	PASS
Band2	10MHz	QPSK	19150	1RB#49	-43.21	PASS
Band2	10MHz	QPSK	19150	50RB#0	-28.05	PASS
Band2	10MHz	16QAM	18650	1RB#0	-43.78	PASS
Band2	10MHz	16QAM	18650	50RB#0	-28.52	PASS
Band2	10MHz	16QAM	19150	1RB#49	-43.67	PASS
Band2	10MHz	16QAM	19150	50RB#0	-30.45	PASS
Band2	15MHz	QPSK	18675	1RB#0	-41.47	PASS
Band2	15MHz	QPSK	18675	75RB#0	-27.22	PASS
Band2	15MHz	QPSK	19113	1RB#74	-42.40	PASS
Band2	15MHz	QPSK	19125	1RB#0	-58.77	PASS
Band2	15MHz	QPSK	19125	1RB#74	-42.53	PASS
Band2	15MHz	QPSK	19125	75RB#0	-29.31	PASS
Band2	15MHz	16QAM	18675	1RB#0	-41.61	PASS
Band2	15MHz	16QAM	18675	75RB#0	-29.82	PASS
Band2	15MHz	16QAM	19113	1RB#74	-43.53	PASS
Band2	15MHz	16QAM	19125	1RB#0	-60.94	PASS





**BUREAU**  
**VERITAS**

**Test Report No.: PSU-QSU2206080111RF02**

Band2	15MHz	16QAM	19125	1RB#74	-43.27	PASS
Band2	15MHz	16QAM	19125	75RB#0	-31.77	PASS
Band2	20MHz	QPSK	18700	1RB#0	-46.39	PASS
Band2	20MHz	QPSK	18700	100RB#0	-28.83	PASS
Band2	20MHz	QPSK	19100	1RB#99	-46.53	PASS
Band2	20MHz	QPSK	19100	100RB#0	-31.25	PASS
Band2	20MHz	16QAM	18700	1RB#0	-45.58	PASS
Band2	20MHz	16QAM	18700	100RB#0	-31.05	PASS
Band2	20MHz	16QAM	19100	1RB#99	-46.90	PASS
Band2	20MHz	16QAM	19100	100RB#0	-32.97	PASS

## Test Graphs

Band2-1.4MHz-QPSK-18607-1RB#0



Band2-1.4MHz-QPSK-18607-6RB#0



Band2-1.4MHz-QPSK-19193-1RB#5





Band2-1.4MHz-QPSK-19193-6RB#0



Band2-1.4MHz-16QAM-18607-1RB#0



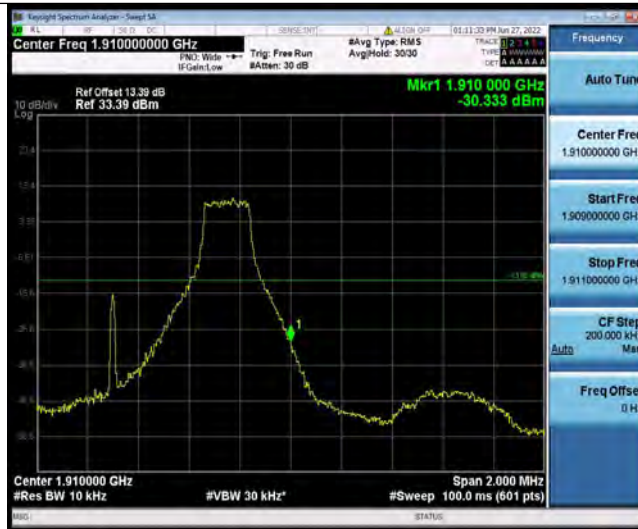
Band2-1.4MHz-16QAM-18607-6RB#0



Band2-1.4MHz-16QAM-19193-1RB#5



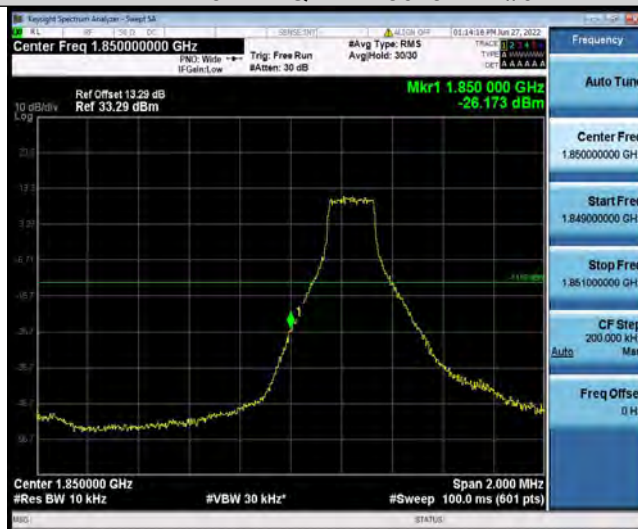
Test Report No.: PSU-QSU2206080111RF02



Band2-1.4MHz-16QAM-19193-6RB#0



Band2-3MHz-QPSK-18615-1RB#0



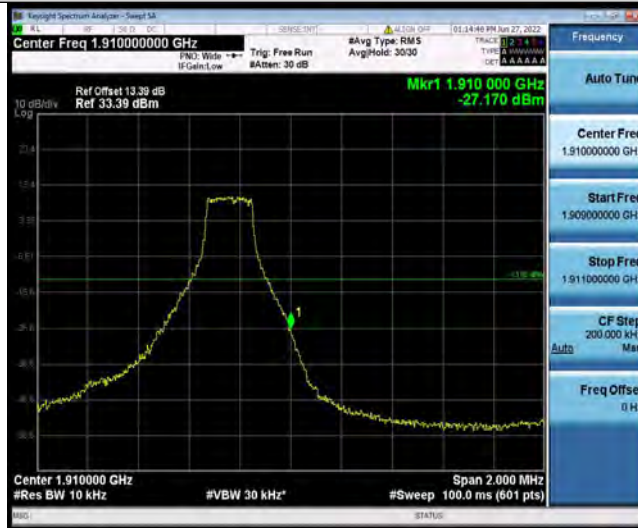
Band2-3MHz-QPSK-18615-15RB#0



Test Report No.: PSU-QSU2206080111RF02



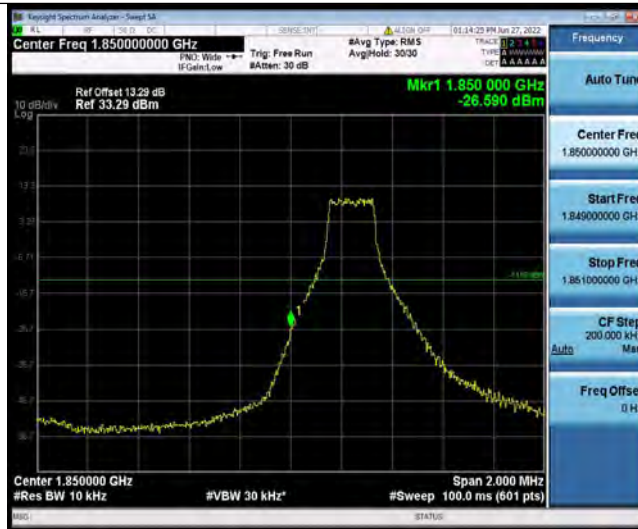
Band2-3MHz-QPSK-19185-1RB#14



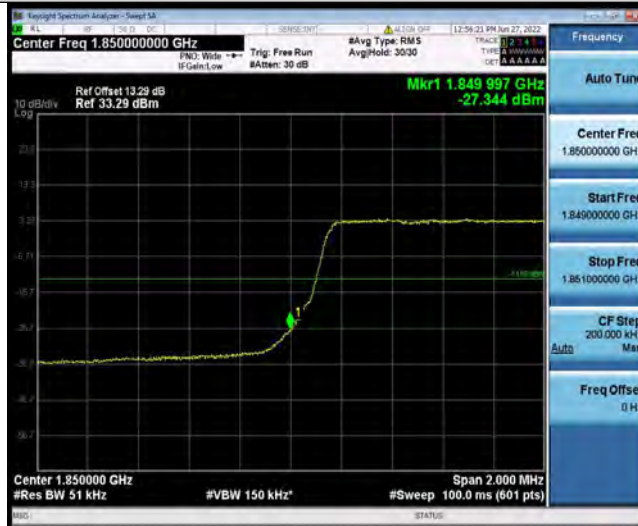
Band2-3MHz-QPSK-19185-15RB#0



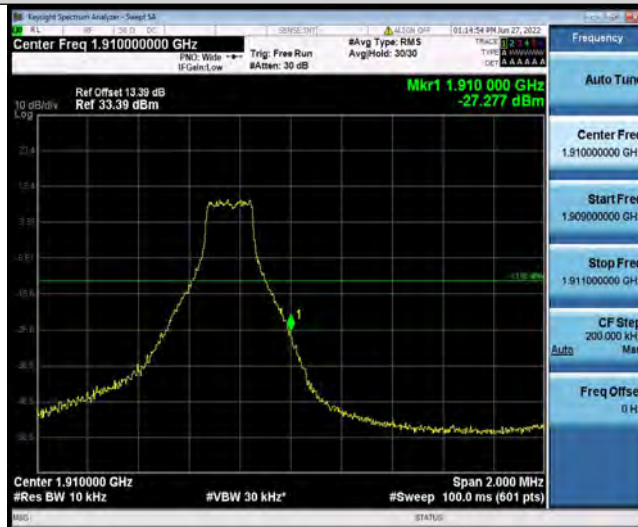
Band2-3MHz-16QAM-18615-1RB#0



Band2-3MHz-16QAM-18615-15RB#0



Band2-3MHz-16QAM-19185-1RB#14



Band2-3MHz-16QAM-19185-15RB#0



Test Report No.: PSU-QSU2206080111RF02



Band2-5MHz-QPSK-18625-1RB#0



Band2-5MHz-QPSK-18625-25RB#0



Band2-5MHz-QPSK-19175-1RB#24



Band2-5MHz-QPSK-19175-25RB#0



Band2-5MHz-16QAM-18625-1RB#0



Band2-5MHz-16QAM-18625-25RB#0

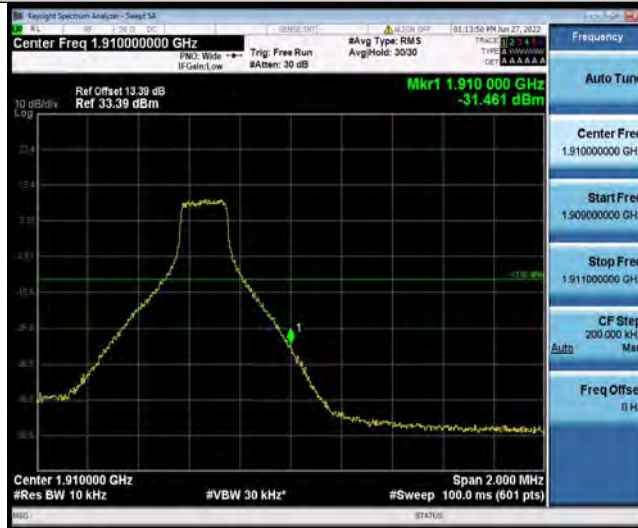




Test Report No.: PSU-QSU2206080111RF02



Band2-5MHz-16QAM-19175-1RB#24



Band2-5MHz-16QAM-19175-25RB#0



Band2-10MHz-QPSK-18650-1RB#0



Band2-10MHz-QPSK-18650-50RB#0



Band2-10MHz-QPSK-19150-1RB#49



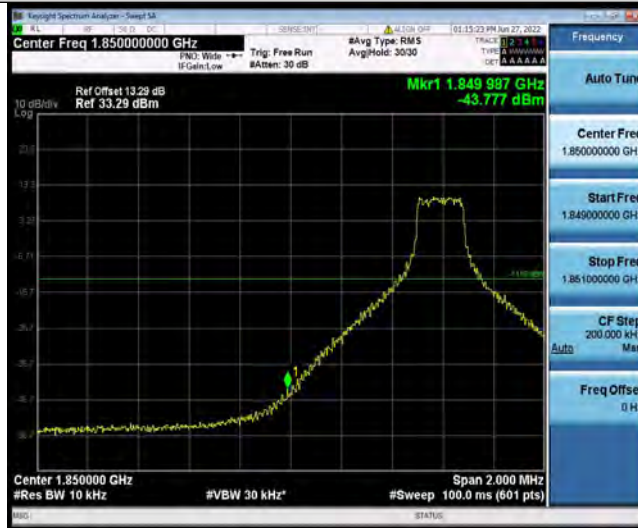
Band2-10MHz-QPSK-19150-50RB#0



Test Report No.: PSU-QSU2206080111RF02



Band2-10MHz-16QAM-18650-1RB#0



Band2-10MHz-16QAM-18650-50RB#0



Band2-10MHz-16QAM-19150-1RB#49



Band2-10MHz-16QAM-19150-50RB#0



Band2-15MHz-QPSK-18675-1RB#0



Band2-15MHz-QPSK-18675-75RB#0



Band2-15MHz-QPSK-19113-1RB#74



Band2-15MHz-QPSK-19125-1RB#74



Band2-15MHz-QPSK-19125-75RB#0



Test Report No.: PSU-QSU2206080111RF02



Band2-15MHz-16QAM-18675-1RB#0



Band2-15MHz-16QAM-18675-75RB#0



Band2-15MHz-16QAM-19113-1RB#74



Test Report No.: PSU-QSU2206080111RF02



Band2-15MHz-16QAM-19125-1RB#74



Band2-15MHz-16QAM-19125-75RB#0



Band2-20MHz-QPSK-18700-1RB#0



Band2-20MHz-QPSK-18700-100RB#0



Band2-20MHz-QPSK-19100-1RB#99



Band2-20MHz-QPSK-19100-100RB#0





Test Report No.: PSU-QSU2206080111RF02



Band2-20MHz-16QAM-18700-1RB#0



Band2-20MHz-16QAM-18700-100RB#0



Band2-20MHz-16QAM-19100-1RB#99



Test Report No.: PSU-QSU2206080111RF02



Band2-20MHz-16QAM-19100-100RB#0





## CONDUCTED SPURIOUS EMISSION

### Test Result

Band	Bandwidth	Modulation	Channel	RB Configuration	Frequency Range	Result (dBm)	Verdict
Band2	1.4MHz	QPSK	18607	1RB#0	Range1:30~1000MHz	-30.84	PASS
Band2	1.4MHz	QPSK	18607	1RB#0	Range2:1000~20000MHz	-33.33	PASS
Band2	1.4MHz	QPSK	18900	1RB#0	Range1:30~1000MHz	-31.39	PASS
Band2	1.4MHz	QPSK	18900	1RB#0	Range2:1000~20000MHz	-33.57	PASS
Band2	1.4MHz	QPSK	19193	1RB#0	Range1:30~1000MHz	-31.48	PASS
Band2	1.4MHz	QPSK	19193	1RB#0	Range2:1000~20000MHz	-33.33	PASS
Band2	1.4MHz	16QAM	18607	1RB#0	Range1:30~1000MHz	-31.04	PASS
Band2	1.4MHz	16QAM	18607	1RB#0	Range2:1000~20000MHz	-33.14	PASS
Band2	1.4MHz	16QAM	18900	1RB#0	Range1:30~1000MHz	-31.09	PASS
Band2	1.4MHz	16QAM	18900	1RB#0	Range2:1000~20000MHz	-32.68	PASS
Band2	1.4MHz	16QAM	19193	1RB#0	Range1:30~1000MHz	-30.98	PASS
Band2	1.4MHz	16QAM	19193	1RB#0	Range2:1000~20000MHz	-33.79	PASS
Band2	3MHz	QPSK	18615	1RB#0	Range1:30~1000MHz	-30.89	PASS
Band2	3MHz	QPSK	18615	1RB#0	Range2:1000~20000MHz	-34.06	PASS
Band2	3MHz	QPSK	19185	1RB#0	Range1:30~1000MHz	-30.98	PASS
Band2	3MHz	QPSK	19185	1RB#0	Range2:1000~20000MHz	-33.65	PASS
Band2	3MHz	16QAM	18615	1RB#0	Range1:30~1000MHz	-30.94	PASS
Band2	3MHz	16QAM	18615	1RB#0	Range2:1000~20000MHz	-33.66	PASS
Band2	3MHz	16QAM	19185	1RB#0	Range1:30~1000MHz	-30.49	PASS
Band2	3MHz	16QAM	19185	1RB#0	Range2:1000~20000MHz	-33.07	PASS
Band2	5MHz	QPSK	18625	1RB#0	Range1:30~1000MHz	-30.98	PASS
Band2	5MHz	QPSK	18625	1RB#0	Range2:1000~20000MHz	-32.72	PASS
Band2	5MHz	QPSK	18900	1RB#0	Range1:30~1000MHz	-30.96	PASS
Band2	5MHz	QPSK	18900	1RB#0	Range2:1000~20000MHz	-32.37	PASS
Band2	5MHz	QPSK	19175	1RB#0	Range1:30~1000MHz	-31.42	PASS
Band2	5MHz	QPSK	19175	1RB#0	Range2:1000~20000MHz	-33.26	PASS
Band2	5MHz	16QAM	18625	1RB#0	Range1:30~1000MHz	-30.22	PASS
Band2	5MHz	16QAM	18625	1RB#0	Range2:1000~20000MHz	-33.06	PASS
Band2	5MHz	16QAM	18900	1RB#0	Range1:30~1000MHz	-30.61	PASS
Band2	5MHz	16QAM	18900	1RB#0	Range2:1000~20000MHz	-34.08	PASS
Band2	5MHz	16QAM	19175	1RB#0	Range1:30~1000MHz	-30.79	PASS
Band2	5MHz	16QAM	19175	1RB#0	Range2:1000~20000MHz	-33.56	PASS
Band2	10MHz	QPSK	18650	1RB#0	Range1:30~1000MHz	-29.41	PASS
Band2	10MHz	QPSK	18650	1RB#0	Range2:1000~20000MHz	-33.67	PASS
Band2	10MHz	QPSK	19150	1RB#0	Range1:30~1000MHz	-30.84	PASS
Band2	10MHz	QPSK	19150	1RB#0	Range2:1000~20000MHz	-33.92	PASS
Band2	10MHz	16QAM	18650	1RB#0	Range1:30~1000MHz	-31.71	PASS
Band2	10MHz	16QAM	18650	1RB#0	Range2:1000~20000MHz	-33.6	PASS
Band2	10MHz	16QAM	19150	1RB#0	Range1:30~1000MHz	-30.92	PASS
Band2	10MHz	16QAM	19150	1RB#0	Range2:1000~20000MHz	-33.28	PASS
Band2	15MHz	QPSK	18675	1RB#0	Range1:30~1000MHz	-31.47	PASS
Band2	15MHz	QPSK	18675	1RB#0	Range2:1000~20000MHz	-33.87	PASS
Band2	15MHz	QPSK	19125	1RB#0	Range1:30~1000MHz	-31.25	PASS
Band2	15MHz	QPSK	19125	1RB#0	Range2:1000~20000MHz	-33.45	PASS



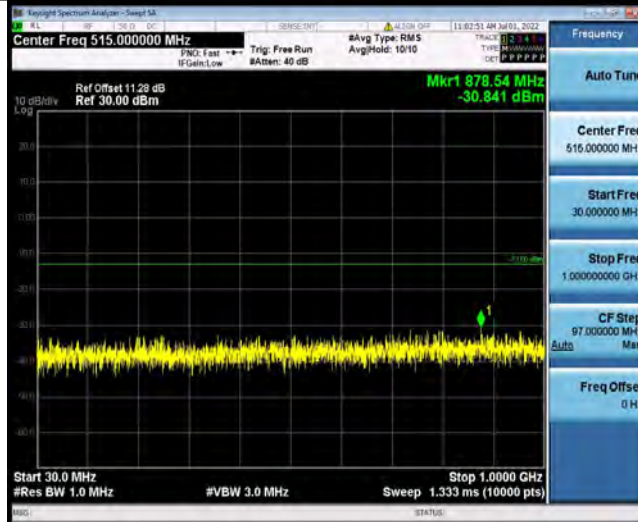
**Test Report No.: PSU-QSU2206080111RF02**

Band2	15MHz	16QAM	18675	1RB#0	Range1:30~1000MHz	-31.16	PASS
Band2	15MHz	16QAM	18675	1RB#0	Range2:1000~20000MHz	-33.29	PASS
Band2	15MHz	16QAM	19125	1RB#0	Range1:30~1000MHz	-30.8	PASS
Band2	15MHz	16QAM	19125	1RB#0	Range2:1000~20000MHz	-33.46	PASS
Band2	20MHz	QPSK	18700	1RB#0	Range1:30~1000MHz	-30.65	PASS
Band2	20MHz	QPSK	18700	1RB#0	Range2:1000~20000MHz	-33.57	PASS
Band2	20MHz	QPSK	19100	1RB#0	Range1:30~1000MHz	-30.91	PASS
Band2	20MHz	QPSK	19100	1RB#0	Range2:1000~20000MHz	-34.2	PASS
Band2	20MHz	16QAM	18700	1RB#0	Range1:30~1000MHz	-30.64	PASS
Band2	20MHz	16QAM	18700	1RB#0	Range2:1000~20000MHz	-33.68	PASS
Band2	20MHz	16QAM	19100	1RB#0	Range1:30~1000MHz	-30.73	PASS
Band2	20MHz	16QAM	19100	1RB#0	Range2:1000~20000MHz	-33.45	PASS

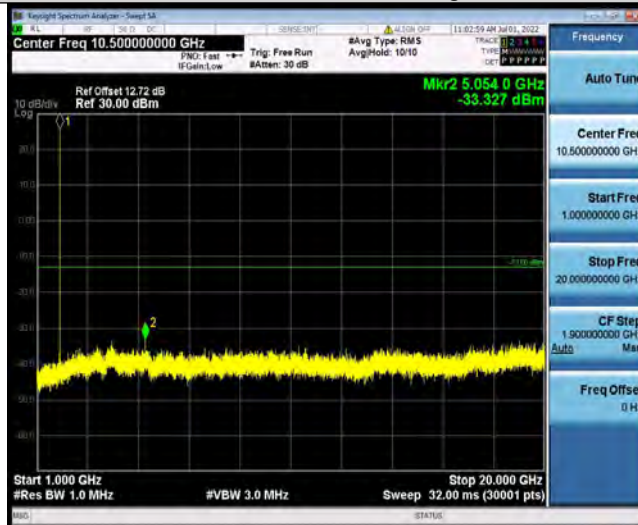


### Test Graphs

Band2-1.4MHz-QPSK-18607-1RB#0-Range1:30~1000MHz



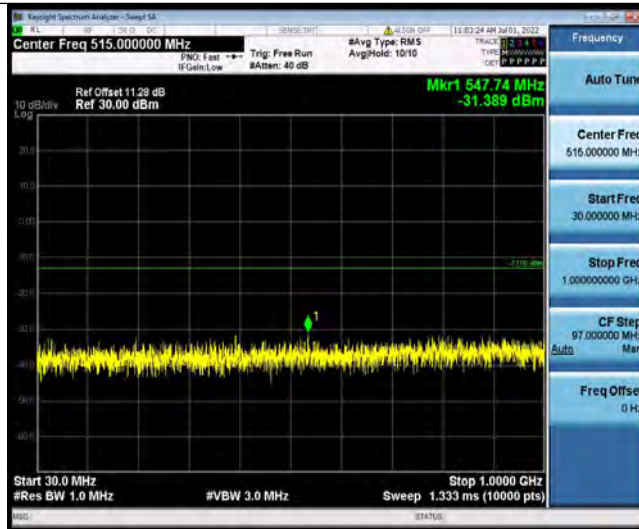
Band2-1.4MHz-QPSK-18607-1RB#0-Range2:1000~20000MHz



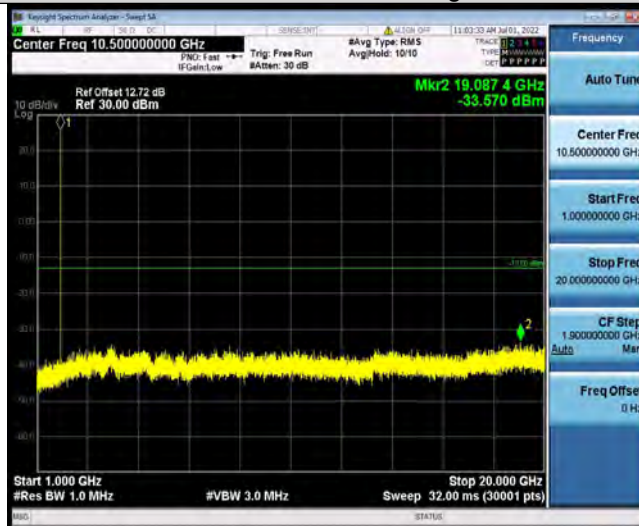
Band2-1.4MHz-QPSK-18900-1RB#0-Range1:30~1000MHz



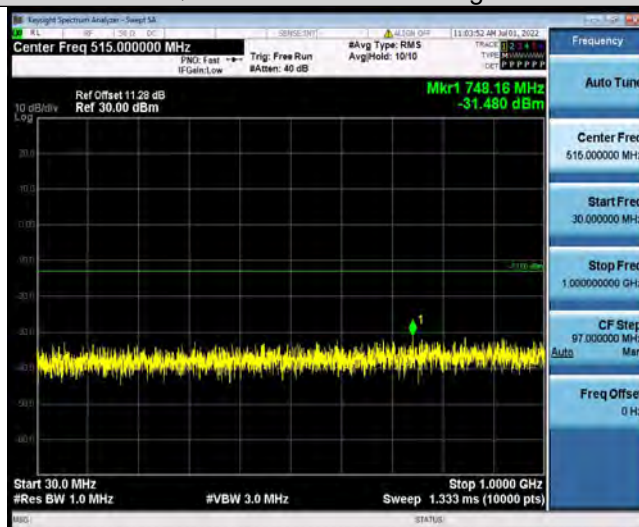
Test Report No.: PSU-QSU2206080111RF02



Band2-1.4MHz-QPSK-18900-1RB#0-Range2:1000~20000MHz



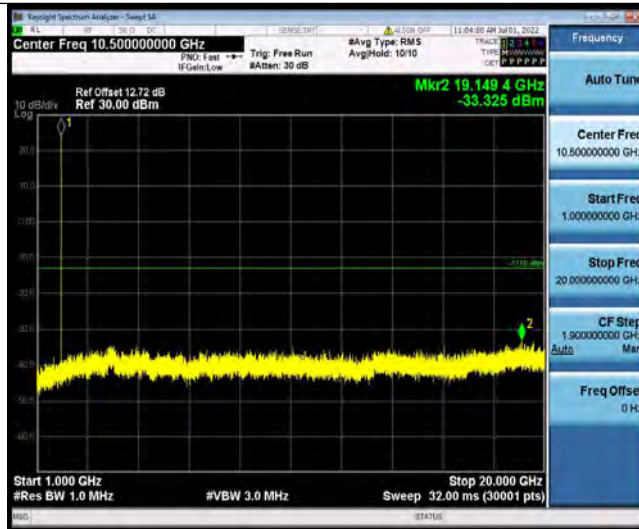
Band2-1.4MHz-QPSK-19193-1RB#0-Range1:30~1000MHz



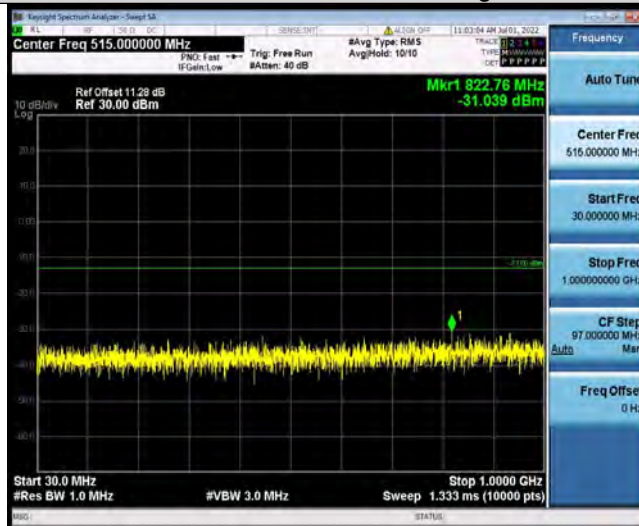
Band2-1.4MHz-QPSK-19193-1RB#0-Range2:1000~20000MHz



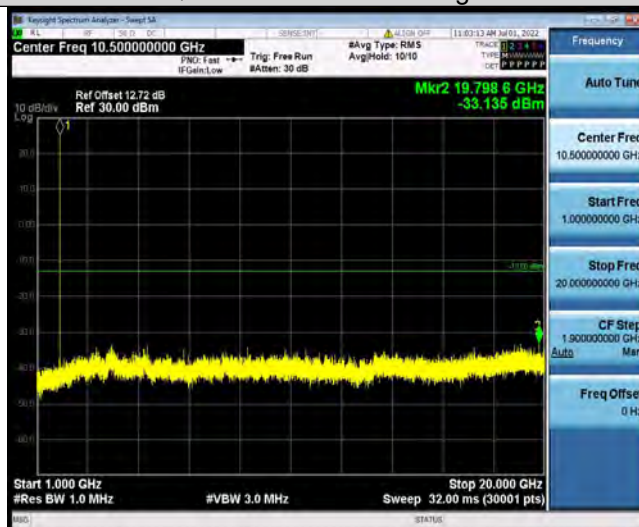
Test Report No.: PSU-QSU2206080111RF02



Band2-1.4MHz-16QAM-18607-1RB#0-Range1:30~1000MHz



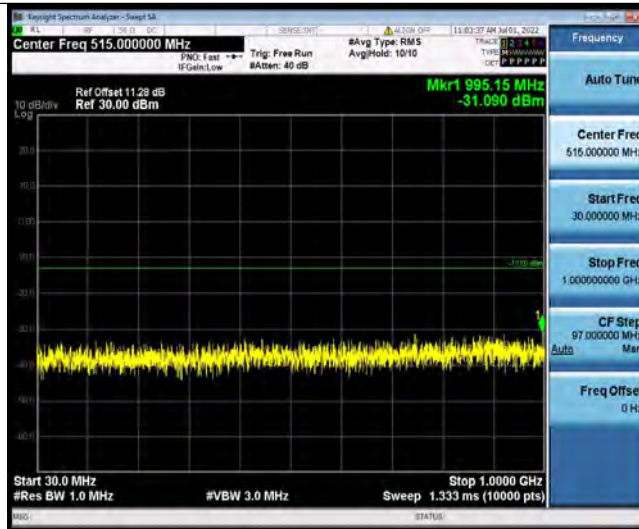
Band2-1.4MHz-16QAM-18607-1RB#0-Range2:1000~2000MHz



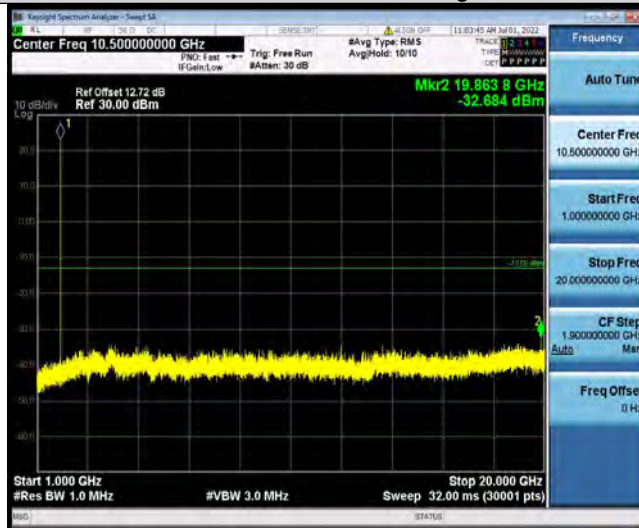
Band2-1.4MHz-16QAM-18900-1RB#0-Range1:30~1000MHz



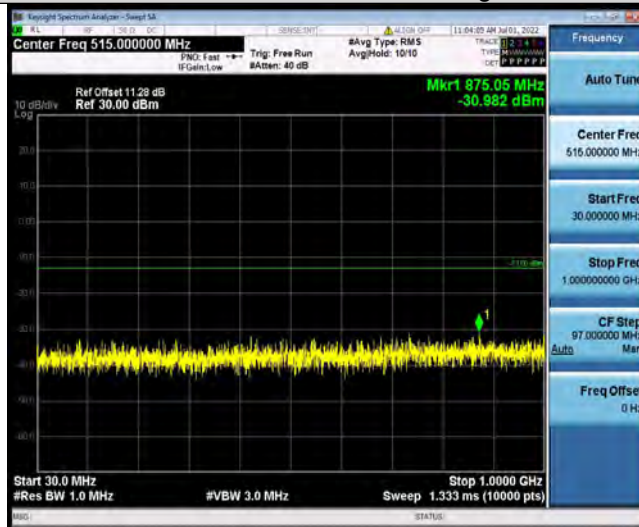
Test Report No.: PSU-QSU2206080111RF02



Band2-1.4MHz-16QAM-18900-1RB#0-Range2:1000~20000MHz



Band2-1.4MHz-16QAM-19193-1RB#0-Range1:30~1000MHz

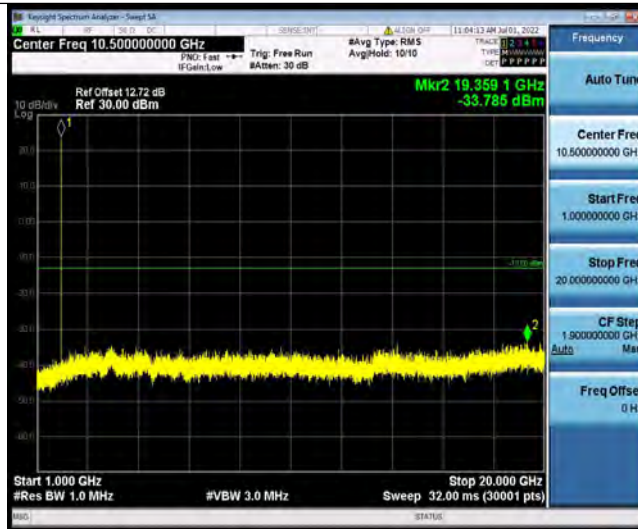


Band2-1.4MHz-16QAM-19193-1RB#0-Range2:1000~20000MHz

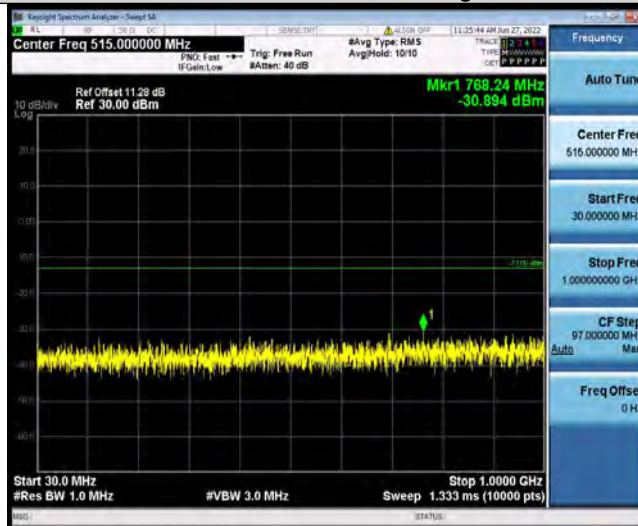




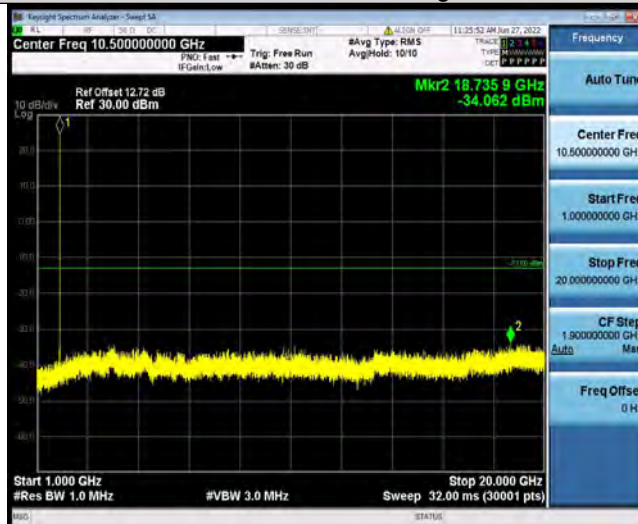
Test Report No.: PSU-QSU2206080111RF02



Band2-3MHz-QPSK-18615-1RB#0-Range1:30~1000MHz



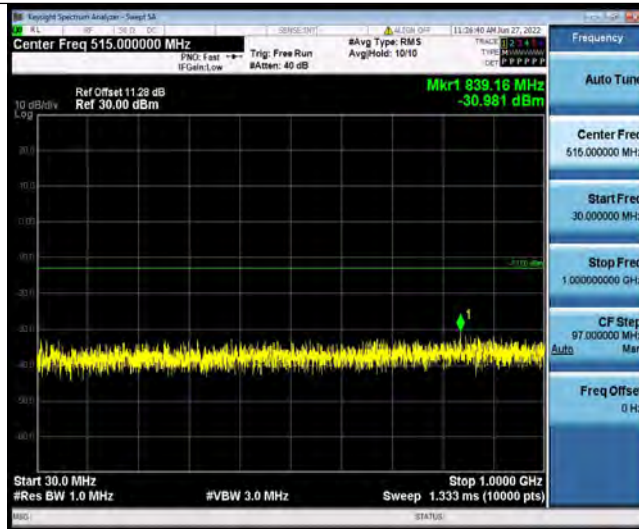
Band2-3MHz-QPSK-18615-1RB#0-Range2:1000~2000MHz



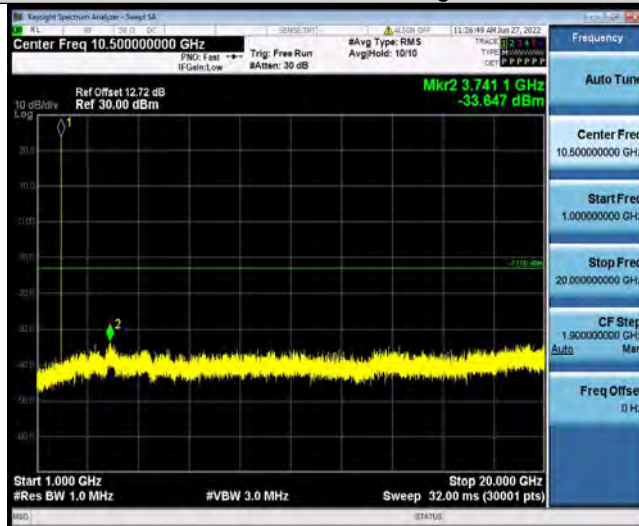
Band2-3MHz-QPSK-19185-1RB#0-Range1:30~1000MHz



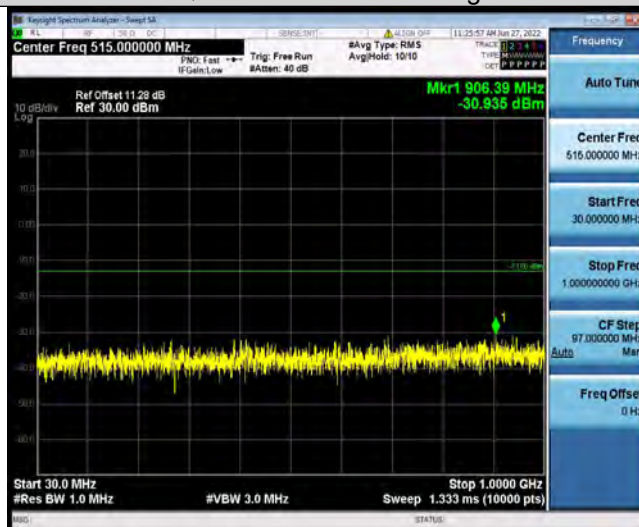
Test Report No.: PSU-QSU2206080111RF02



Band2-3MHz-QPSK-19185-1RB#0-Range2:1000~20000MHz



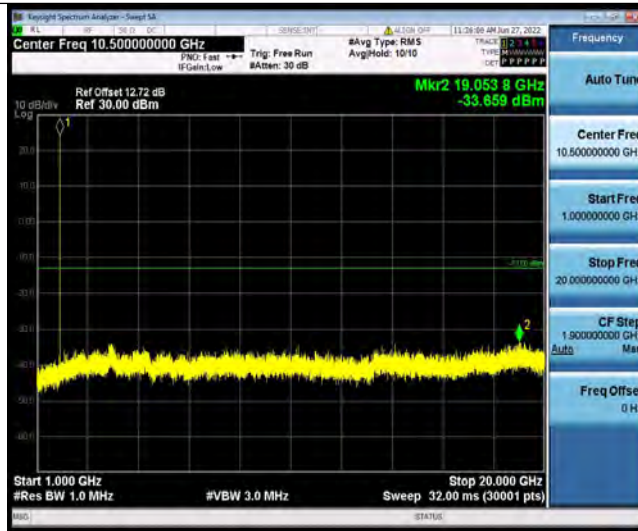
Band2-3MHz-16QAM-18615-1RB#0-Range1:30~1000MHz



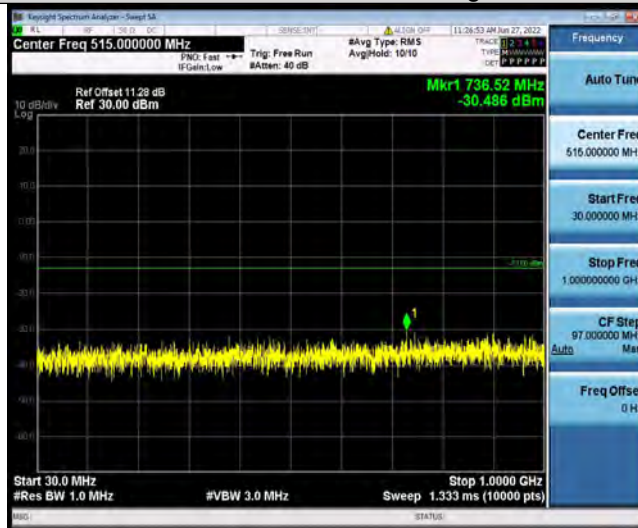
Band2-3MHz-16QAM-18615-1RB#0-Range2:1000~20000MHz



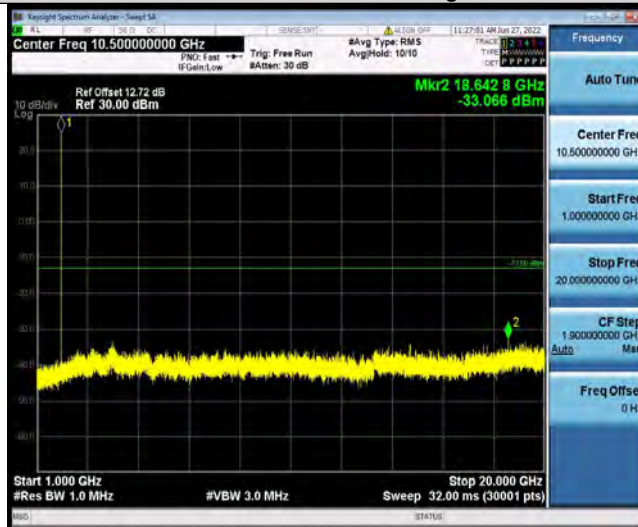
Test Report No.: PSU-QSU2206080111RF02



Band2-3MHz-16QAM-19185-1RB#0-Range1:30~1000MHz



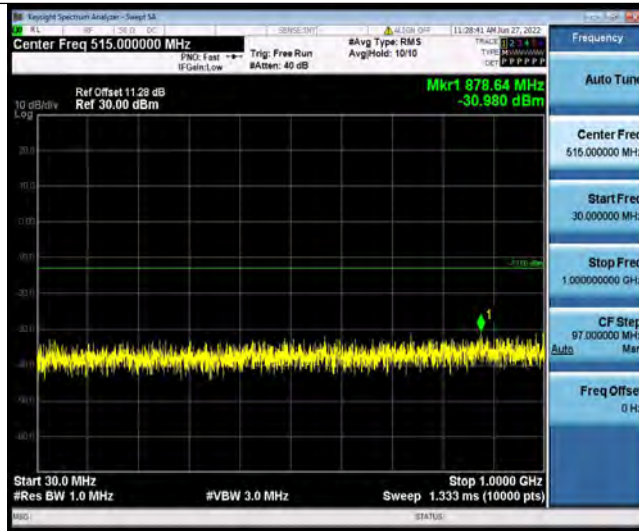
Band2-3MHz-16QAM-19185-1RB#0-Range2:1000~20000MHz



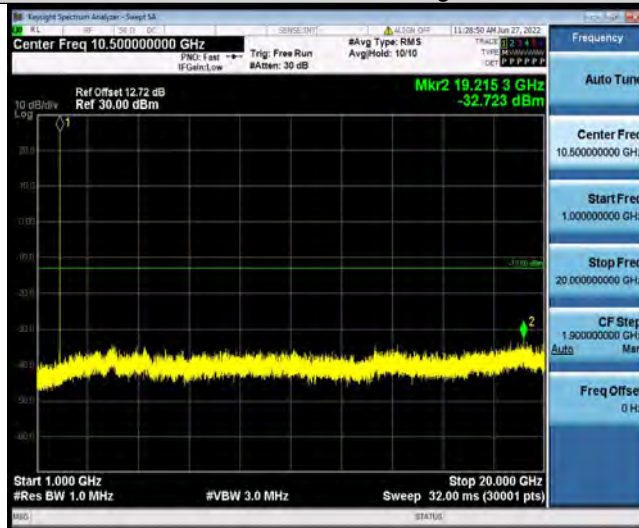
Band2-5MHz-QPSK-18625-1RB#0-Range1:30~1000MHz



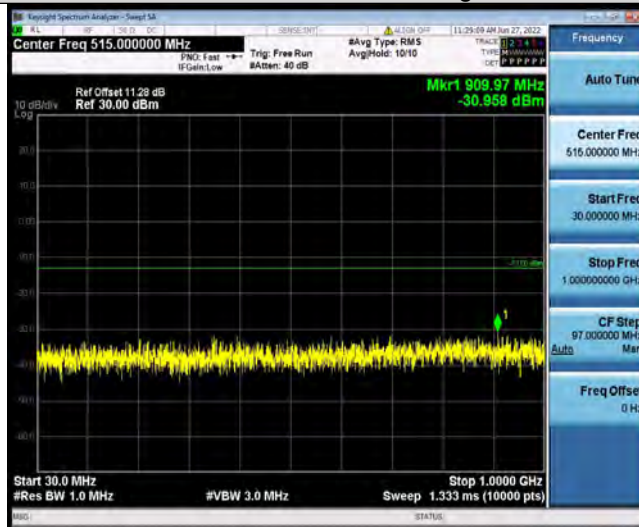
Test Report No.: PSU-QSU2206080111RF02



Band2-5MHz-QPSK-18625-1RB#0-Range2:1000~20000MHz



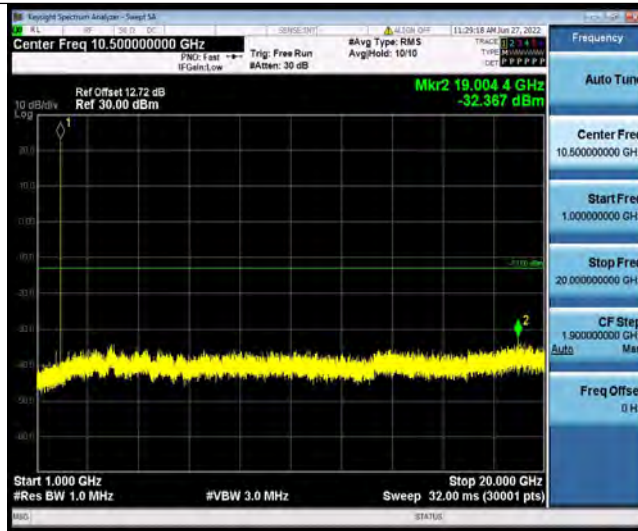
Band2-5MHz-QPSK-18900-1RB#0-Range1:30~1000MHz



Band2-5MHz-QPSK-18900-1RB#0-Range2:1000~20000MHz



Test Report No.: PSU-QSU2206080111RF02



Band2-5MHz-QPSK-19175-1RB#0-Range1:30~1000MHz



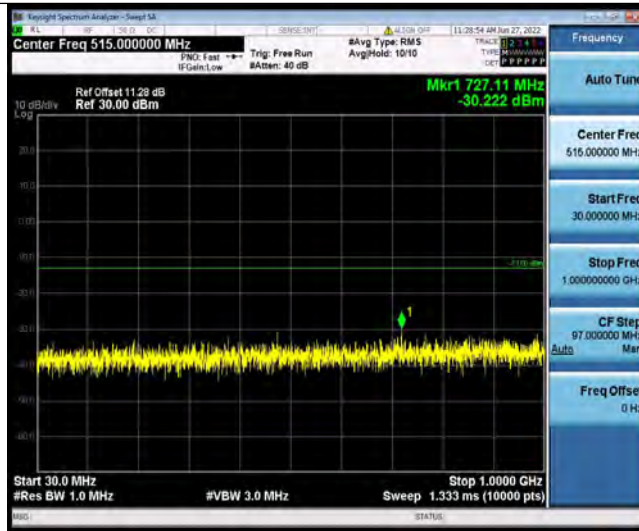
Band2-5MHz-QPSK-19175-1RB#0-Range2:1000~2000MHz



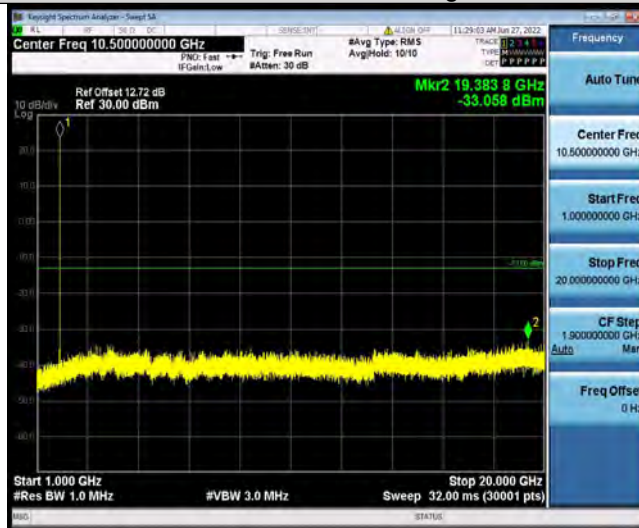
Band2-5MHz-16QAM-18625-1RB#0-Range1:30~1000MHz



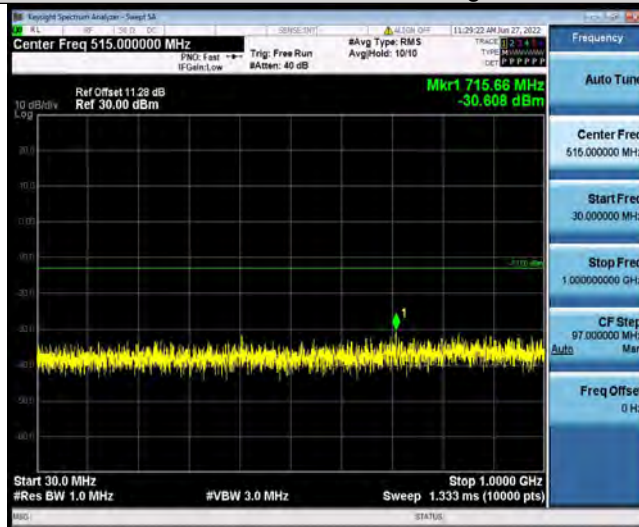
Test Report No.: PSU-QSU2206080111RF02



Band2-5MHz-16QAM-18625-1RB#0-Range2:1000~20000MHz



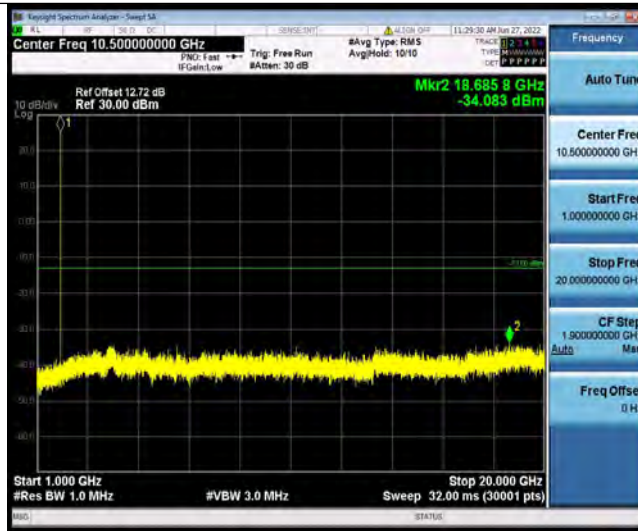
Band2-5MHz-16QAM-18900-1RB#0-Range1:30~1000MHz



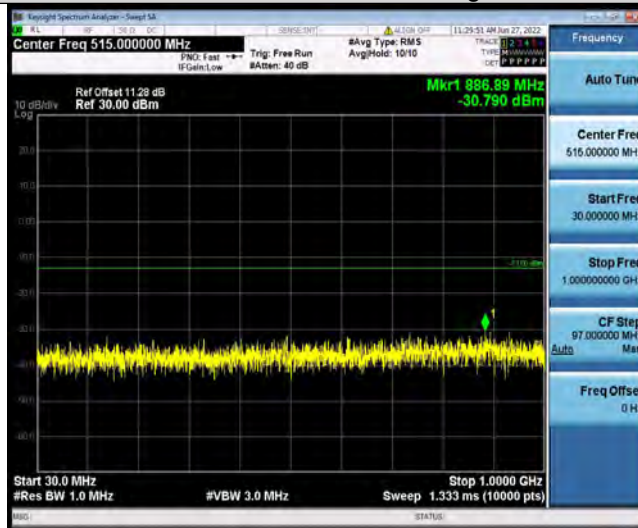
Band2-5MHz-16QAM-18900-1RB#0-Range2:1000~20000MHz



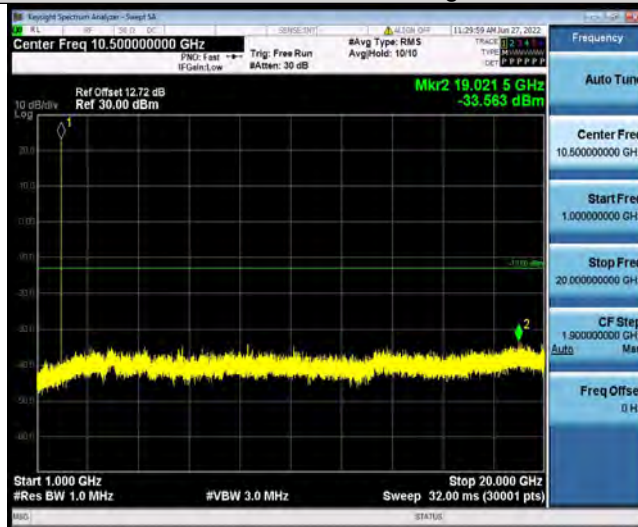
Test Report No.: PSU-QSU2206080111RF02



Band2-5MHz-16QAM-19175-1RB#0-Range1:30~1000MHz



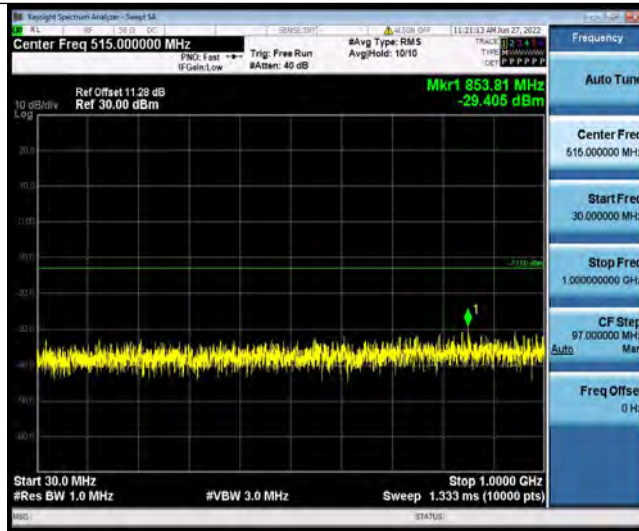
Band2-5MHz-16QAM-19175-1RB#0-Range2:1000~20000MHz



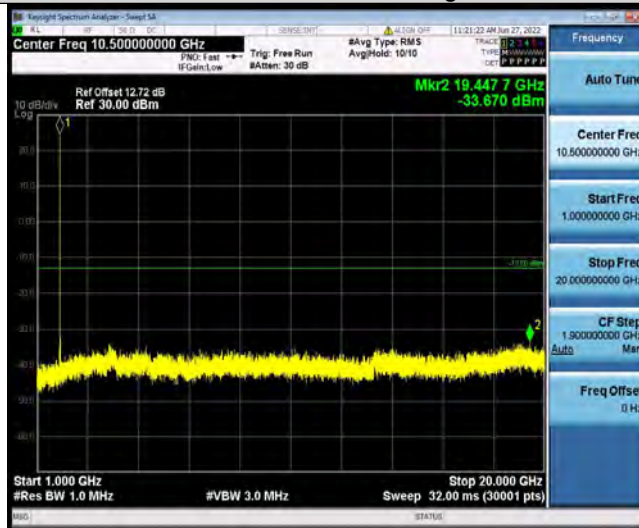
Band2-10MHz-QPSK-18650-1RB#0-Range1:30~1000MHz



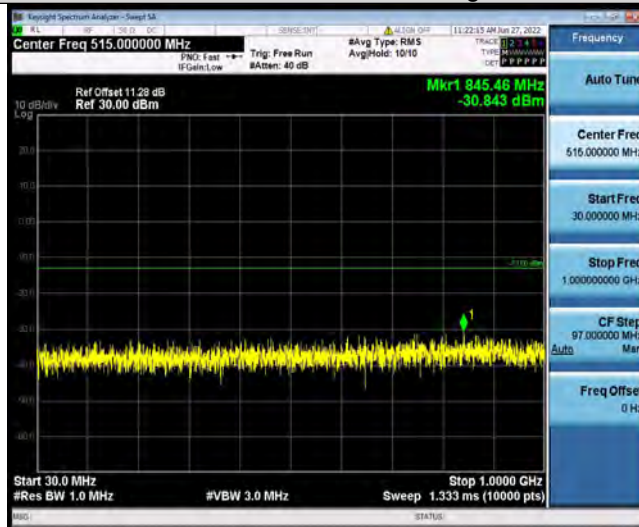
Test Report No.: PSU-QSU2206080111RF02



Band2-10MHz-QPSK-18650-1RB#0-Range2:1000~20000MHz



Band2-10MHz-QPSK-19150-1RB#0-Range1:30~1000MHz

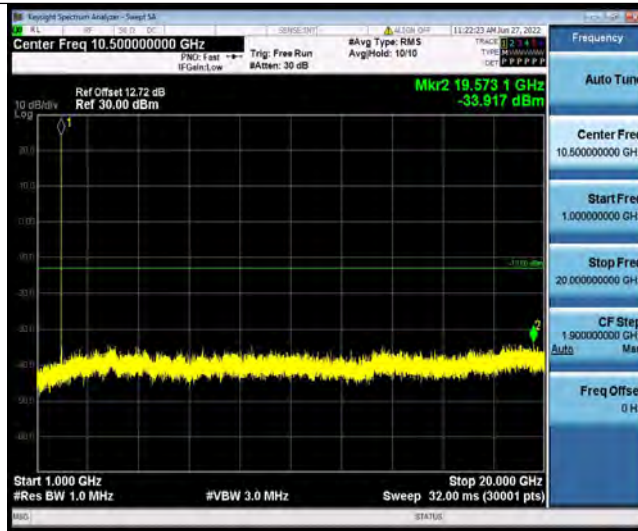


Band2-10MHz-QPSK-19150-1RB#0-Range2:1000~20000MHz

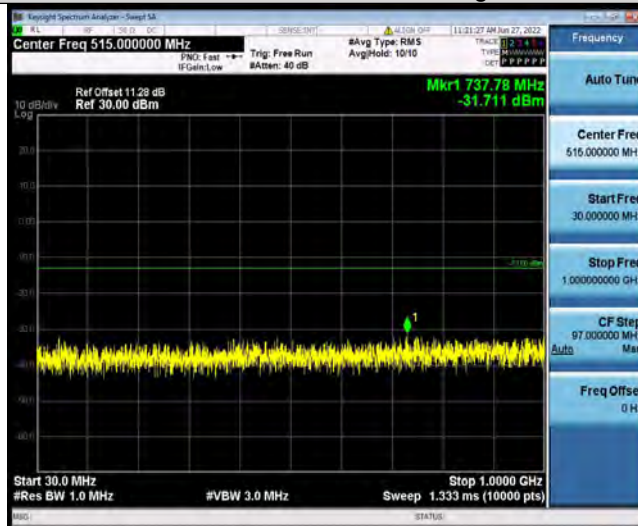




Test Report No.: PSU-QSU2206080111RF02



Band2-10MHz-16QAM-18650-1RB#0-Range1:30~1000MHz



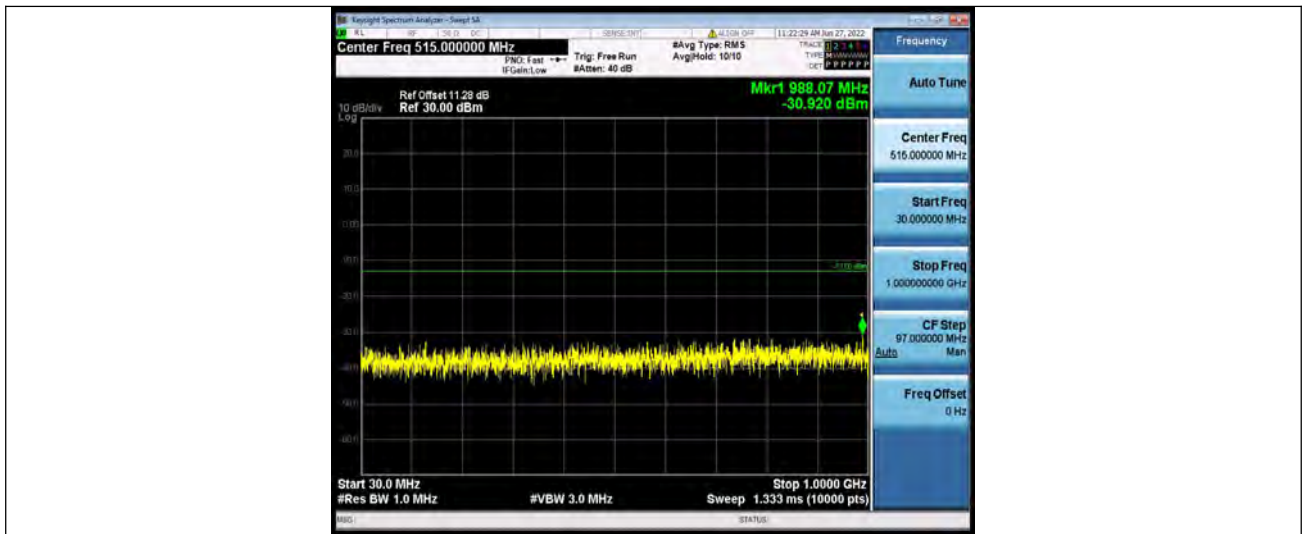
Band2-10MHz-16QAM-18650-1RB#0-Range2:1000~2000MHz



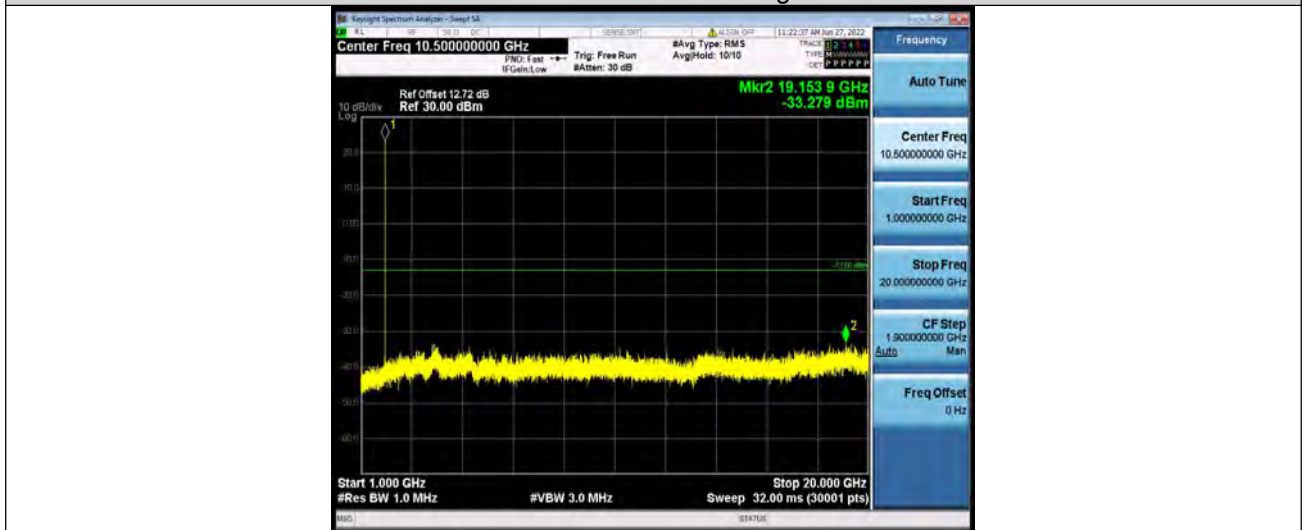
Band2-10MHz-16QAM-19150-1RB#0-Range1:30~1000MHz



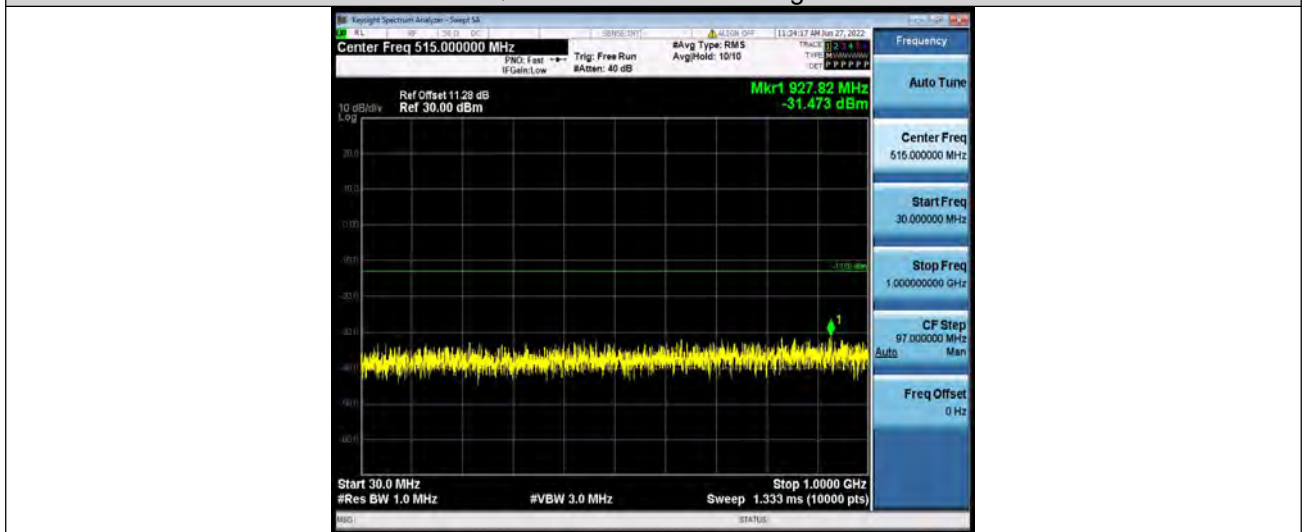
Test Report No.: PSU-QSU2206080111RF02



Band2-10MHz-16QAM-19150-1RB#0-Range2:1000~20000MHz



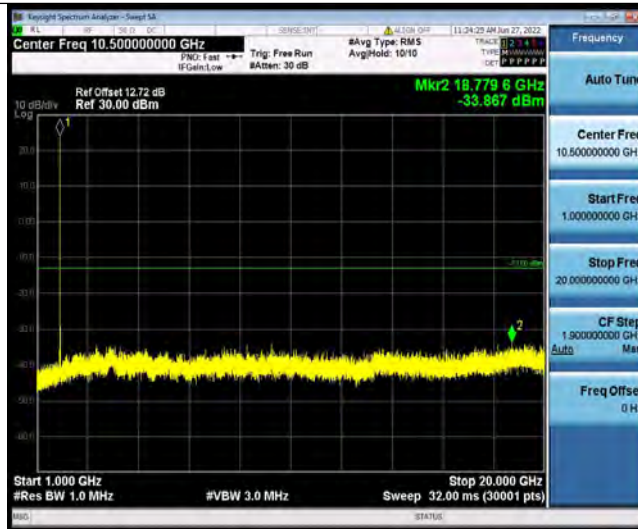
Band2-15MHz-QPSK-18675-1RB#0-Range1:30~1000MHz



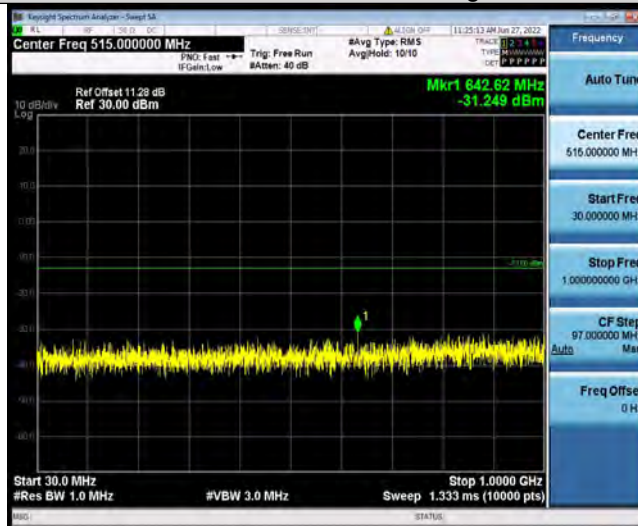
Band2-15MHz-QPSK-18675-1RB#0-Range2:1000~20000MHz



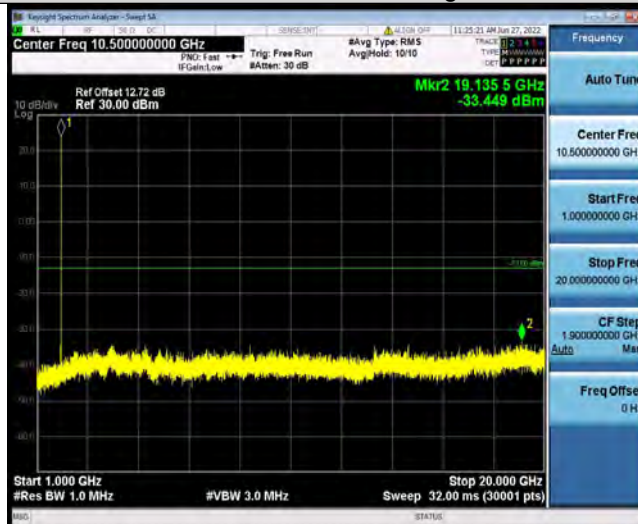
Test Report No.: PSU-QSU2206080111RF02



Band2-15MHz-QPSK-19125-1RB#0-Range1:30~1000MHz



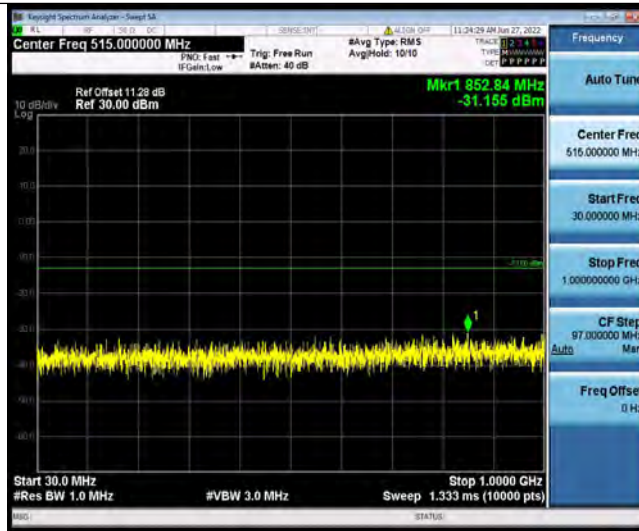
Band2-15MHz-QPSK-19125-1RB#0-Range2:1000~20000MHz



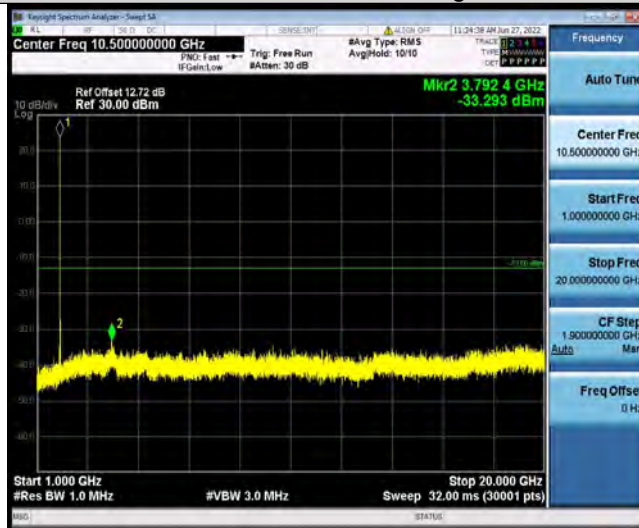
Band2-15MHz-16QAM-18675-1RB#0-Range1:30~1000MHz



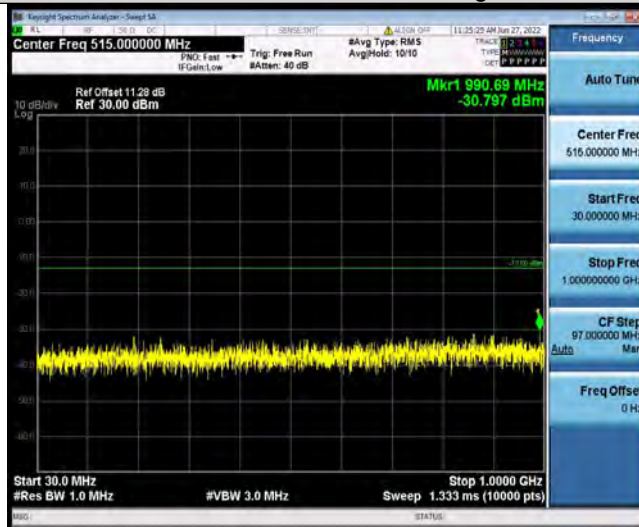
Test Report No.: PSU-QSU2206080111RF02



Band2-15MHz-16QAM-18675-1RB#0-Range2:1000~20000MHz



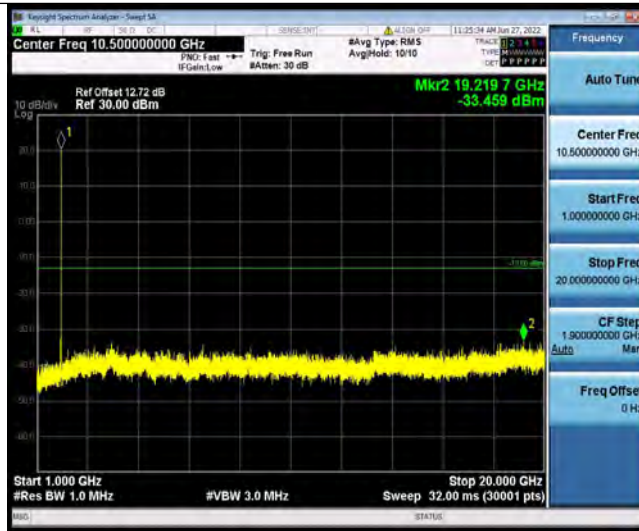
Band2-15MHz-16QAM-19125-1RB#0-Range1:30~1000MHz



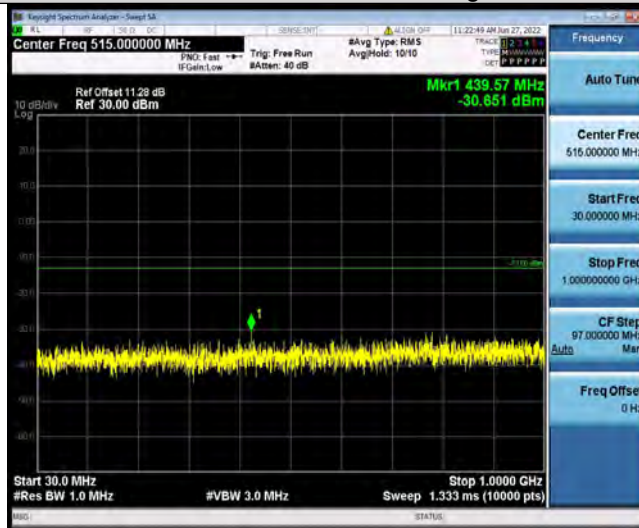
Band2-15MHz-16QAM-19125-1RB#0-Range2:1000~20000MHz



Test Report No.: PSU-QSU2206080111RF02



Band2-20MHz-QPSK-18700-1RB#0-Range1:30~1000MHz



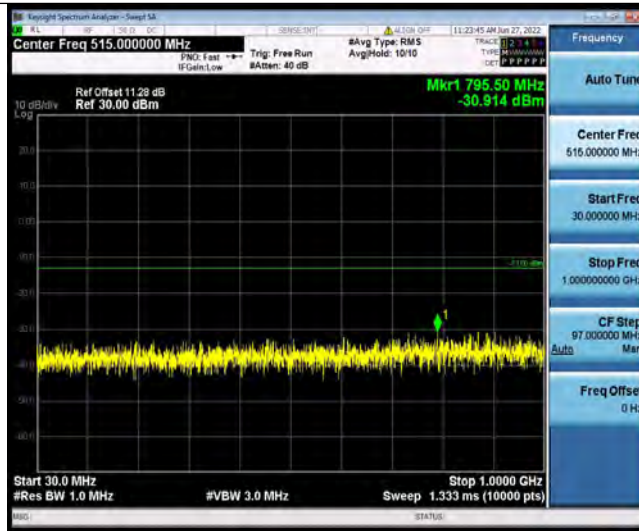
Band2-20MHz-QPSK-18700-1RB#0-Range2:1000~20000MHz



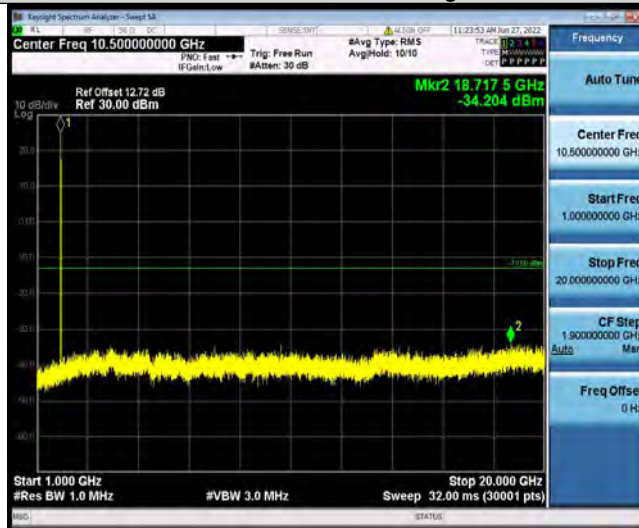
Band2-20MHz-QPSK-19100-1RB#0-Range1:30~1000MHz



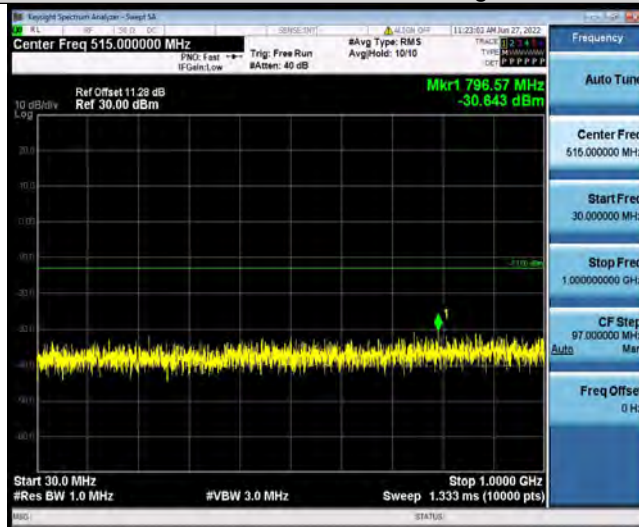
Test Report No.: PSU-QSU2206080111RF02



Band2-20MHz-QPSK-19100-1RB#0-Range2:1000~20000MHz



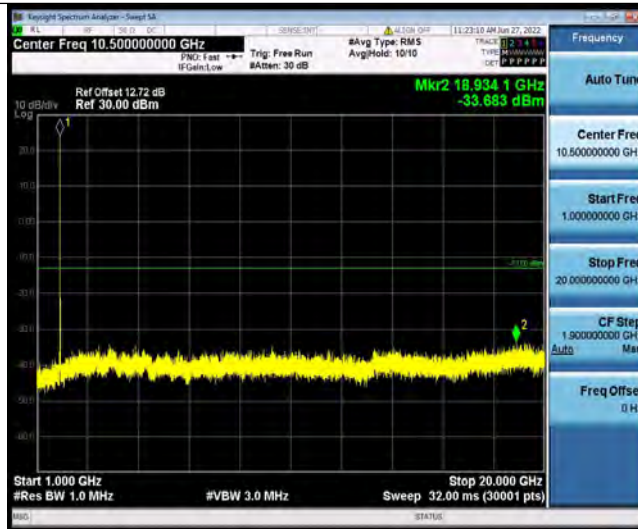
Band2-20MHz-16QAM-18700-1RB#0-Range1:30~1000MHz



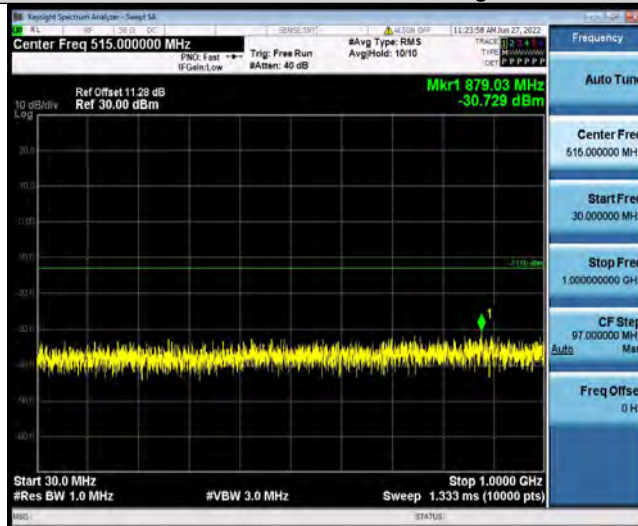
Band2-20MHz-16QAM-18700-1RB#0-Range2:1000~20000MHz



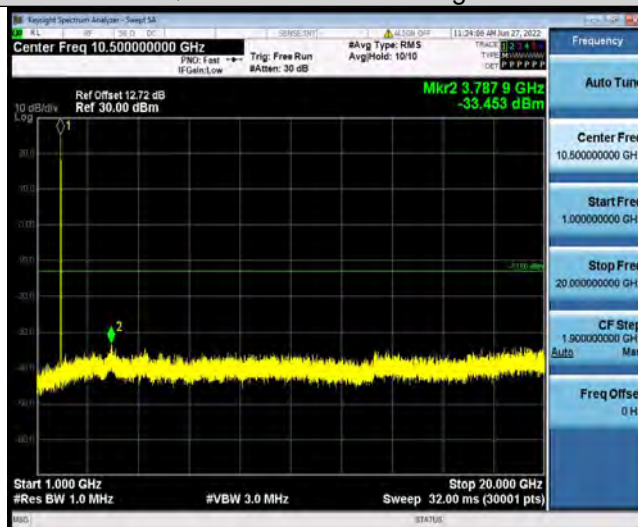
Test Report No.: PSU-QSU2206080111RF02



Band2-20MHz-16QAM-19100-1RB#0-Range1:30~1000MHz



Band2-20MHz-16QAM-19100-1RB#0-Range2:1000~20000MHz





## FREQUENCY STABILITY

### Test Result

Band	Bandwidth	Modulation	Channel	RB Configure	Voltage		Deviation (Hz)	Deviation (ppm)	Limit (ppm)	Verdict
					Voltage [Vdc]	Temperature (°C)				
Band2	1.4MHz	QPSK	18607	6RB#0	VL	NT	-5.78	-0.003123	±2.5	PASS
Band2	1.4MHz	QPSK	18607	6RB#0	VN	NT	-3.91	-0.002113	±2.5	PASS
Band2	1.4MHz	QPSK	18607	6RB#0	VH	NT	-7.40	-0.003998	±2.5	PASS
Band2	1.4MHz	QPSK	18900	6RB#0	VL	NT	-9.16	-0.004872	±2.5	PASS
Band2	1.4MHz	QPSK	18900	6RB#0	VN	NT	-11.70	-0.006223	±2.5	PASS
Band2	1.4MHz	QPSK	18900	6RB#0	VH	NT	-4.49	-0.002388	±2.5	PASS
Band2	1.4MHz	QPSK	19193	6RB#0	VL	NT	2.47	0.001294	±2.5	PASS
Band2	1.4MHz	QPSK	19193	6RB#0	VN	NT	3.62	0.001896	±2.5	PASS
Band2	1.4MHz	QPSK	19193	6RB#0	VH	NT	-3.53	-0.001849	±2.5	PASS
Band2	1.4MHz	16QAM	18607	6RB#0	VL	NT	2.66	0.001437	±2.5	PASS
Band2	1.4MHz	16QAM	18607	6RB#0	VN	NT	2.96	0.001599	±2.5	PASS
Band2	1.4MHz	16QAM	18607	6RB#0	VH	NT	-2.73	-0.001475	±2.5	PASS
Band2	1.4MHz	16QAM	18900	6RB#0	VL	NT	-5.26	-0.002798	±2.5	PASS
Band2	1.4MHz	16QAM	18900	6RB#0	VN	NT	-5.88	-0.003128	±2.5	PASS
Band2	1.4MHz	16QAM	18900	6RB#0	VH	NT	-10.06	-0.005351	±2.5	PASS
Band2	1.4MHz	16QAM	19193	6RB#0	VL	NT	-3.28	-0.001718	±2.5	PASS
Band2	1.4MHz	16QAM	19193	6RB#0	VN	NT	-4.13	-0.002163	±2.5	PASS
Band2	1.4MHz	16QAM	19193	6RB#0	VH	NT	-3.62	-0.001896	±2.5	PASS
Band2	3MHz	QPSK	18615	15RB#0	VL	NT	-3.60	-0.001944	±2.5	PASS
Band2	3MHz	QPSK	18615	15RB#0	VN	NT	-3.32	-0.001793	±2.5	PASS
Band2	3MHz	QPSK	18615	15RB#0	VH	NT	-5.81	-0.003138	±2.5	PASS
Band2	3MHz	QPSK	18900	15RB#0	VL	NT	-7.75	-0.004122	±2.5	PASS
Band2	3MHz	QPSK	18900	15RB#0	VN	NT	-5.85	-0.003112	±2.5	PASS
Band2	3MHz	QPSK	18900	15RB#0	VH	NT	-4.63	-0.002463	±2.5	PASS
Band2	3MHz	QPSK	19185	15RB#0	VL	NT	-5.42	-0.002840	±2.5	PASS
Band2	3MHz	QPSK	19185	15RB#0	VN	NT	-3.98	-0.002085	±2.5	PASS
Band2	3MHz	QPSK	19185	15RB#0	VH	NT	5.32	0.002788	±2.5	PASS
Band2	3MHz	16QAM	18615	15RB#0	VL	NT	-4.63	-0.002501	±2.5	PASS
Band2	3MHz	16QAM	18615	15RB#0	VN	NT	-5.25	-0.002836	±2.5	PASS
Band2	3MHz	16QAM	18615	15RB#0	VH	NT	-4.75	-0.002565	±2.5	PASS
Band2	3MHz	16QAM	18900	15RB#0	VL	NT	-4.85	-0.002580	±2.5	PASS
Band2	3MHz	16QAM	18900	15RB#0	VN	NT	-5.44	-0.002894	±2.5	PASS
Band2	3MHz	16QAM	18900	15RB#0	VH	NT	-4.36	-0.002319	±2.5	PASS
Band2	3MHz	16QAM	19185	15RB#0	VL	NT	-2.95	-0.001546	±2.5	PASS
Band2	3MHz	16QAM	19185	15RB#0	VN	NT	-3.10	-0.001624	±2.5	PASS
Band2	3MHz	16QAM	19185	15RB#0	VH	NT	2.80	0.001467	±2.5	PASS
Band2	5MHz	QPSK	18625	25RB#0	VL	NT	-4.66	-0.002516	±2.5	PASS
Band2	5MHz	QPSK	18625	25RB#0	VN	NT	-4.43	-0.002391	±2.5	PASS
Band2	5MHz	QPSK	18625	25RB#0	VH	NT	-4.55	-0.002456	±2.5	PASS
Band2	5MHz	QPSK	18900	25RB#0	VL	NT	-7.41	-0.003941	±2.5	PASS





BUREAU  
VERITAS

Test Report No.: PSU-QSU2206080111RF02

Band2	5MHz	QPSK	18900	25RB#0	VN	NT	-6.17	-0.003282	±2.5	PASS
Band2	5MHz	QPSK	18900	25RB#0	VH	NT	-8.58	-0.004564	±2.5	PASS
Band2	5MHz	QPSK	19175	25RB#0	VL	NT	-5.26	-0.002758	±2.5	PASS
Band2	5MHz	QPSK	19175	25RB#0	VN	NT	-3.92	-0.002055	±2.5	PASS
Band2	5MHz	QPSK	19175	25RB#0	VH	NT	-2.86	-0.001499	±2.5	PASS
Band2	5MHz	16QAM	18625	25RB#0	VL	NT	-5.89	-0.003179	±2.5	PASS
Band2	5MHz	16QAM	18625	25RB#0	VN	NT	-4.46	-0.002408	±2.5	PASS
Band2	5MHz	16QAM	18625	25RB#0	VH	NT	-6.68	-0.003606	±2.5	PASS
Band2	5MHz	16QAM	18900	25RB#0	VL	NT	-6.31	-0.003356	±2.5	PASS
Band2	5MHz	16QAM	18900	25RB#0	VN	NT	-7.65	-0.004069	±2.5	PASS
Band2	5MHz	16QAM	18900	25RB#0	VH	NT	-6.49	-0.003452	±2.5	PASS
Band2	5MHz	16QAM	19175	25RB#0	VL	NT	2.65	0.001389	±2.5	PASS
Band2	5MHz	16QAM	19175	25RB#0	VN	NT	-5.31	-0.002784	±2.5	PASS
Band2	5MHz	16QAM	19175	25RB#0	VH	NT	4.21	0.002207	±2.5	PASS
Band2	10MHz	QPSK	18650	50RB#0	VL	NT	-8.85	-0.004771	±2.5	PASS
Band2	10MHz	QPSK	18650	50RB#0	VN	NT	-5.82	-0.003137	±2.5	PASS
Band2	10MHz	QPSK	18650	50RB#0	VH	NT	-4.99	-0.002690	±2.5	PASS
Band2	10MHz	QPSK	18900	50RB#0	VL	NT	-7.38	-0.003926	±2.5	PASS
Band2	10MHz	QPSK	18900	50RB#0	VN	NT	-7.05	-0.003750	±2.5	PASS
Band2	10MHz	QPSK	18900	50RB#0	VH	NT	-6.47	-0.003441	±2.5	PASS
Band2	10MHz	QPSK	19150	50RB#0	VL	NT	2.92	0.001533	±2.5	PASS
Band2	10MHz	QPSK	19150	50RB#0	VN	NT	4.79	0.002514	±2.5	PASS
Band2	10MHz	QPSK	19150	50RB#0	VH	NT	3.82	0.002005	±2.5	PASS
Band2	10MHz	16QAM	18650	50RB#0	VL	NT	-7.25	-0.003908	±2.5	PASS
Band2	10MHz	16QAM	18650	50RB#0	VN	NT	-6.77	-0.003650	±2.5	PASS
Band2	10MHz	16QAM	18650	50RB#0	VH	NT	-5.08	-0.002739	±2.5	PASS
Band2	10MHz	16QAM	18900	50RB#0	VL	NT	-7.72	-0.004106	±2.5	PASS
Band2	10MHz	16QAM	18900	50RB#0	VN	NT	-5.52	-0.002936	±2.5	PASS
Band2	10MHz	16QAM	18900	50RB#0	VH	NT	-6.49	-0.003452	±2.5	PASS
Band2	10MHz	16QAM	19150	50RB#0	VL	NT	-3.53	-0.001853	±2.5	PASS
Band2	10MHz	16QAM	19150	50RB#0	VN	NT	-2.45	-0.001286	±2.5	PASS
Band2	10MHz	16QAM	19150	50RB#0	VH	NT	4.19	0.002199	±2.5	PASS
Band2	15MHz	QPSK	18675	75RB#0	VL	NT	-7.50	-0.004038	±2.5	PASS
Band2	15MHz	QPSK	18675	75RB#0	VN	NT	-8.14	-0.004382	±2.5	PASS
Band2	15MHz	QPSK	18675	75RB#0	VH	NT	-7.88	-0.004242	±2.5	PASS
Band2	15MHz	QPSK	18900	75RB#0	VL	NT	-5.39	-0.002867	±2.5	PASS
Band2	15MHz	QPSK	18900	75RB#0	VN	NT	-7.50	-0.003989	±2.5	PASS
Band2	15MHz	QPSK	18900	75RB#0	VH	NT	-6.38	-0.003394	±2.5	PASS
Band2	15MHz	QPSK	19125	75RB#0	VL	NT	-6.55	-0.003443	±2.5	PASS
Band2	15MHz	QPSK	19125	75RB#0	VN	NT	-7.28	-0.003827	±2.5	PASS
Band2	15MHz	QPSK	19125	75RB#0	VH	NT	-8.38	-0.004405	±2.5	PASS
Band2	15MHz	16QAM	18675	75RB#0	VL	NT	-6.45	-0.003472	±2.5	PASS
Band2	15MHz	16QAM	18675	75RB#0	VN	NT	-5.12	-0.002756	±2.5	PASS
Band2	15MHz	16QAM	18675	75RB#0	VH	NT	-5.02	-0.002703	±2.5	PASS
Band2	15MHz	16QAM	18900	75RB#0	VL	NT	-5.94	-0.003160	±2.5	PASS
Band2	15MHz	16QAM	18900	75RB#0	VN	NT	-5.97	-0.003176	±2.5	PASS
Band2	15MHz	16QAM	18900	75RB#0	VH	NT	-8.91	-0.004739	±2.5	PASS
Band2	15MHz	16QAM	19125	75RB#0	VL	NT	-8.25	-0.004336	±2.5	PASS
Band2	15MHz	16QAM	19125	75RB#0	VN	NT	-7.31	-0.003842	±2.5	PASS
Band2	15MHz	16QAM	19125	75RB#0	VH	NT	-8.25	-0.004336	±2.5	PASS



**BUREAU**  
**VERITAS**

**Test Report No.: PSU-QSU2206080111RF02**

Band2	20MHz	QPSK	18700	100RB#0	VL	NT	3.81	0.002048	±2.5	PASS
Band2	20MHz	QPSK	18700	100RB#0	VN	NT	-1.54	-0.000828	±2.5	PASS
Band2	20MHz	QPSK	18700	100RB#0	VH	NT	3.03	0.001629	±2.5	PASS
Band2	20MHz	QPSK	18900	100RB#0	VL	NT	-7.18	-0.003819	±2.5	PASS
Band2	20MHz	QPSK	18900	100RB#0	VN	NT	-8.60	-0.004574	±2.5	PASS
Band2	20MHz	QPSK	18900	100RB#0	VH	NT	-5.36	-0.002851	±2.5	PASS
Band2	20MHz	QPSK	19100	100RB#0	VL	NT	-4.79	-0.002521	±2.5	PASS
Band2	20MHz	QPSK	19100	100RB#0	VN	NT	-4.25	-0.002237	±2.5	PASS
Band2	20MHz	QPSK	19100	100RB#0	VH	NT	-5.76	-0.003032	±2.5	PASS
Band2	20MHz	16QAM	18700	100RB#0	VL	NT	2.46	0.001323	±2.5	PASS
Band2	20MHz	16QAM	18700	100RB#0	VN	NT	-2.79	-0.001500	±2.5	PASS
Band2	20MHz	16QAM	18700	100RB#0	VH	NT	4.45	0.002392	±2.5	PASS
Band2	20MHz	16QAM	18900	100RB#0	VL	NT	-6.84	-0.003638	±2.5	PASS
Band2	20MHz	16QAM	18900	100RB#0	VN	NT	-4.32	-0.002298	±2.5	PASS
Band2	20MHz	16QAM	18900	100RB#0	VH	NT	-7.10	-0.003777	±2.5	PASS
Band2	20MHz	16QAM	19100	100RB#0	VL	NT	-6.28	-0.003305	±2.5	PASS
Band2	20MHz	16QAM	19100	100RB#0	VN	NT	-4.11	-0.002163	±2.5	PASS
Band2	20MHz	16QAM	19100	100RB#0	VH	NT	-5.94	-0.003126	±2.5	PASS



Test Report No.: PSU-QSU2206080111RF02

Temperature										
Band	Bandwidth	Modulation	Channel	RB Configure	Voltage [Vdc]	Temperature (°C)	Deviation (Hz)	Deviation (ppm)	Limit (ppm)	Verdict
Band2	1.4MHz	QPSK	18607	6RB#0	NV	-30	-4.38	-0.002367	±2.5	PASS
Band2	1.4MHz	QPSK	18607	6RB#0	NV	-20	-5.49	-0.002966	±2.5	PASS
Band2	1.4MHz	QPSK	18607	6RB#0	NV	0	-3.46	-0.001870	±2.5	PASS
Band2	1.4MHz	QPSK	18607	6RB#0	NV	10	-6.67	-0.003604	±2.5	PASS
Band2	1.4MHz	QPSK	18607	6RB#0	NV	20	-5.31	-0.002869	±2.5	PASS
Band2	1.4MHz	QPSK	18607	6RB#0	NV	30	-5.15	-0.002783	±2.5	PASS
Band2	1.4MHz	QPSK	18607	6RB#0	NV	40	-4.82	-0.002604	±2.5	PASS
Band2	1.4MHz	QPSK	18607	6RB#0	NV	50	-2.96	-0.001599	±2.5	PASS
Band2	1.4MHz	QPSK	18900	6RB#0	NV	-30	-6.19	-0.003293	±2.5	PASS
Band2	1.4MHz	QPSK	18900	6RB#0	NV	-20	-7.51	-0.003995	±2.5	PASS
Band2	1.4MHz	QPSK	18900	6RB#0	NV	0	-4.84	-0.002574	±2.5	PASS
Band2	1.4MHz	QPSK	18900	6RB#0	NV	10	-7.17	-0.003814	±2.5	PASS
Band2	1.4MHz	QPSK	18900	6RB#0	NV	20	-6.09	-0.003239	±2.5	PASS
Band2	1.4MHz	QPSK	18900	6RB#0	NV	30	-7.98	-0.004245	±2.5	PASS
Band2	1.4MHz	QPSK	18900	6RB#0	NV	40	-7.22	-0.003840	±2.5	PASS
Band2	1.4MHz	QPSK	18900	6RB#0	NV	50	-6.25	-0.003324	±2.5	PASS
Band2	1.4MHz	QPSK	19193	6RB#0	NV	-30	-5.48	-0.002870	±2.5	PASS
Band2	1.4MHz	QPSK	19193	6RB#0	NV	-20	-4.39	-0.002299	±2.5	PASS
Band2	1.4MHz	QPSK	19193	6RB#0	NV	0	-4.69	-0.002456	±2.5	PASS
Band2	1.4MHz	QPSK	19193	6RB#0	NV	10	-3.28	-0.001718	±2.5	PASS
Band2	1.4MHz	QPSK	19193	6RB#0	NV	20	-5.58	-0.002923	±2.5	PASS
Band2	1.4MHz	QPSK	19193	6RB#0	NV	30	3.00	0.001571	±2.5	PASS
Band2	1.4MHz	QPSK	19193	6RB#0	NV	40	3.19	0.001671	±2.5	PASS
Band2	1.4MHz	QPSK	19193	6RB#0	NV	50	3.81	0.001995	±2.5	PASS
Band2	1.4MHz	16QAM	18607	6RB#0	NV	-30	-4.25	-0.002296	±2.5	PASS
Band2	1.4MHz	16QAM	18607	6RB#0	NV	-20	-2.00	-0.001081	±2.5	PASS
Band2	1.4MHz	16QAM	18607	6RB#0	NV	0	-5.92	-0.003199	±2.5	PASS
Band2	1.4MHz	16QAM	18607	6RB#0	NV	10	-4.26	-0.002302	±2.5	PASS
Band2	1.4MHz	16QAM	18607	6RB#0	NV	20	-3.69	-0.001994	±2.5	PASS
Band2	1.4MHz	16QAM	18607	6RB#0	NV	30	-7.87	-0.004252	±2.5	PASS
Band2	1.4MHz	16QAM	18607	6RB#0	NV	40	-4.79	-0.002588	±2.5	PASS
Band2	1.4MHz	16QAM	18607	6RB#0	NV	50	-4.73	-0.002556	±2.5	PASS
Band2	1.4MHz	16QAM	18900	6RB#0	NV	-30	-6.05	-0.003218	±2.5	PASS
Band2	1.4MHz	16QAM	18900	6RB#0	NV	-20	-8.80	-0.004681	±2.5	PASS
Band2	1.4MHz	16QAM	18900	6RB#0	NV	0	-7.62	-0.004053	±2.5	PASS
Band2	1.4MHz	16QAM	18900	6RB#0	NV	10	-6.92	-0.003681	±2.5	PASS
Band2	1.4MHz	16QAM	18900	6RB#0	NV	20	-5.18	-0.002755	±2.5	PASS
Band2	1.4MHz	16QAM	18900	6RB#0	NV	30	-6.92	-0.003681	±2.5	PASS
Band2	1.4MHz	16QAM	18900	6RB#0	NV	40	-4.82	-0.002564	±2.5	PASS
Band2	1.4MHz	16QAM	18900	6RB#0	NV	50	-12.35	-0.006569	±2.5	PASS
Band2	1.4MHz	16QAM	19193	6RB#0	NV	-30	-3.13	-0.001639	±2.5	PASS
Band2	1.4MHz	16QAM	19193	6RB#0	NV	-20	-3.59	-0.001880	±2.5	PASS
Band2	1.4MHz	16QAM	19193	6RB#0	NV	0	-4.68	-0.002451	±2.5	PASS
Band2	1.4MHz	16QAM	19193	6RB#0	NV	10	-3.25	-0.001702	±2.5	PASS
Band2	1.4MHz	16QAM	19193	6RB#0	NV	20	-3.30	-0.001728	±2.5	PASS
Band2	1.4MHz	16QAM	19193	6RB#0	NV	30	-3.08	-0.001613	±2.5	PASS



BUREAU  
VERITAS

Test Report No.: PSU-QSU2206080111RF02

Band2	1.4MHz	16QAM	19193	6RB#0	NV	40	-3.38	-0.001770	±2.5	PASS
Band2	1.4MHz	16QAM	19193	6RB#0	NV	50	-2.25	-0.001178	±2.5	PASS
Band2	3MHz	QPSK	18615	15RB#0	NV	-30	-3.66	-0.001977	±2.5	PASS
Band2	3MHz	QPSK	18615	15RB#0	NV	-20	-5.76	-0.003111	±2.5	PASS
Band2	3MHz	QPSK	18615	15RB#0	NV	0	-5.18	-0.002798	±2.5	PASS
Band2	3MHz	QPSK	18615	15RB#0	NV	10	-6.31	-0.003408	±2.5	PASS
Band2	3MHz	QPSK	18615	15RB#0	NV	20	-4.62	-0.002495	±2.5	PASS
Band2	3MHz	QPSK	18615	15RB#0	NV	30	-2.98	-0.001610	±2.5	PASS
Band2	3MHz	QPSK	18615	15RB#0	NV	40	-6.62	-0.003575	±2.5	PASS
Band2	3MHz	QPSK	18615	15RB#0	NV	50	-6.22	-0.003359	±2.5	PASS
Band2	3MHz	QPSK	18900	15RB#0	NV	-30	-5.65	-0.003005	±2.5	PASS
Band2	3MHz	QPSK	18900	15RB#0	NV	-20	-4.68	-0.002489	±2.5	PASS
Band2	3MHz	QPSK	18900	15RB#0	NV	0	-7.10	-0.003777	±2.5	PASS
Band2	3MHz	QPSK	18900	15RB#0	NV	10	-7.00	-0.003723	±2.5	PASS
Band2	3MHz	QPSK	18900	15RB#0	NV	20	-4.32	-0.002298	±2.5	PASS
Band2	3MHz	QPSK	18900	15RB#0	NV	30	-6.38	-0.003394	±2.5	PASS
Band2	3MHz	QPSK	18900	15RB#0	NV	40	-5.75	-0.003059	±2.5	PASS
Band2	3MHz	QPSK	18900	15RB#0	NV	50	-6.92	-0.003681	±2.5	PASS
Band2	3MHz	QPSK	19185	15RB#0	NV	-30	3.38	0.001771	±2.5	PASS
Band2	3MHz	QPSK	19185	15RB#0	NV	-20	-4.22	-0.002211	±2.5	PASS
Band2	3MHz	QPSK	19185	15RB#0	NV	0	4.33	0.002269	±2.5	PASS
Band2	3MHz	QPSK	19185	15RB#0	NV	10	4.43	0.002321	±2.5	PASS
Band2	3MHz	QPSK	19185	15RB#0	NV	20	-3.65	-0.001912	±2.5	PASS
Band2	3MHz	QPSK	19185	15RB#0	NV	30	4.42	0.002316	±2.5	PASS
Band2	3MHz	QPSK	19185	15RB#0	NV	40	-3.53	-0.001850	±2.5	PASS
Band2	3MHz	QPSK	19185	15RB#0	NV	50	-3.10	-0.001624	±2.5	PASS
Band2	3MHz	16QAM	18615	15RB#0	NV	-30	-5.79	-0.003127	±2.5	PASS
Band2	3MHz	16QAM	18615	15RB#0	NV	-20	-4.59	-0.002479	±2.5	PASS
Band2	3MHz	16QAM	18615	15RB#0	NV	0	-3.89	-0.002101	±2.5	PASS
Band2	3MHz	16QAM	18615	15RB#0	NV	10	-5.32	-0.002873	±2.5	PASS
Band2	3MHz	16QAM	18615	15RB#0	NV	20	-7.44	-0.004018	±2.5	PASS
Band2	3MHz	16QAM	18615	15RB#0	NV	30	-7.18	-0.003878	±2.5	PASS
Band2	3MHz	16QAM	18615	15RB#0	NV	40	-5.75	-0.003106	±2.5	PASS
Band2	3MHz	16QAM	18615	15RB#0	NV	50	-4.65	-0.002511	±2.5	PASS
Band2	3MHz	16QAM	18900	15RB#0	NV	-30	-6.97	-0.003707	±2.5	PASS
Band2	3MHz	16QAM	18900	15RB#0	NV	-20	-7.80	-0.004149	±2.5	PASS
Band2	3MHz	16QAM	18900	15RB#0	NV	0	-6.21	-0.003303	±2.5	PASS
Band2	3MHz	16QAM	18900	15RB#0	NV	10	-5.39	-0.002867	±2.5	PASS
Band2	3MHz	16QAM	18900	15RB#0	NV	20	-7.22	-0.003840	±2.5	PASS
Band2	3MHz	16QAM	18900	15RB#0	NV	30	-7.62	-0.004053	±2.5	PASS
Band2	3MHz	16QAM	18900	15RB#0	NV	40	-4.56	-0.002426	±2.5	PASS
Band2	3MHz	16QAM	18900	15RB#0	NV	50	-4.61	-0.002452	±2.5	PASS
Band2	3MHz	16QAM	19185	15RB#0	NV	-30	-2.47	-0.001294	±2.5	PASS
Band2	3MHz	16QAM	19185	15RB#0	NV	-20	-3.79	-0.001986	±2.5	PASS
Band2	3MHz	16QAM	19185	15RB#0	NV	0	3.98	0.002085	±2.5	PASS
Band2	3MHz	16QAM	19185	15RB#0	NV	10	4.39	0.002300	±2.5	PASS
Band2	3MHz	16QAM	19185	15RB#0	NV	20	6.14	0.003217	±2.5	PASS
Band2	3MHz	16QAM	19185	15RB#0	NV	30	-4.33	-0.002269	±2.5	PASS
Band2	3MHz	16QAM	19185	15RB#0	NV	40	-2.96	-0.001551	±2.5	PASS
Band2	3MHz	16QAM	19185	15RB#0	NV	50	-3.33	-0.001745	±2.5	PASS



BUREAU  
VERITAS

Test Report No.: PSU-QSU2206080111RF02

Band2	5MHz	QPSK	18625	25RB#0	NV	-30	-3.08	-0.001663	±2.5	PASS
Band2	5MHz	QPSK	18625	25RB#0	NV	-20	-3.91	-0.002111	±2.5	PASS
Band2	5MHz	QPSK	18625	25RB#0	NV	0	-5.25	-0.002834	±2.5	PASS
Band2	5MHz	QPSK	18625	25RB#0	NV	10	-3.38	-0.001825	±2.5	PASS
Band2	5MHz	QPSK	18625	25RB#0	NV	20	-3.58	-0.001933	±2.5	PASS
Band2	5MHz	QPSK	18625	25RB#0	NV	30	-3.92	-0.002116	±2.5	PASS
Band2	5MHz	QPSK	18625	25RB#0	NV	40	-3.36	-0.001814	±2.5	PASS
Band2	5MHz	QPSK	18625	25RB#0	NV	50	-4.45	-0.002402	±2.5	PASS
Band2	5MHz	QPSK	18900	25RB#0	NV	-30	-4.75	-0.002527	±2.5	PASS
Band2	5MHz	QPSK	18900	25RB#0	NV	-20	-6.27	-0.003335	±2.5	PASS
Band2	5MHz	QPSK	18900	25RB#0	NV	0	-7.12	-0.003787	±2.5	PASS
Band2	5MHz	QPSK	18900	25RB#0	NV	10	-6.39	-0.003399	±2.5	PASS
Band2	5MHz	QPSK	18900	25RB#0	NV	20	-6.44	-0.003426	±2.5	PASS
Band2	5MHz	QPSK	18900	25RB#0	NV	30	-6.42	-0.003415	±2.5	PASS
Band2	5MHz	QPSK	18900	25RB#0	NV	40	-6.72	-0.003574	±2.5	PASS
Band2	5MHz	QPSK	18900	25RB#0	NV	50	-5.89	-0.003133	±2.5	PASS
Band2	5MHz	QPSK	19175	25RB#0	NV	-30	-3.09	-0.001620	±2.5	PASS
Band2	5MHz	QPSK	19175	25RB#0	NV	-20	-4.02	-0.002107	±2.5	PASS
Band2	5MHz	QPSK	19175	25RB#0	NV	0	-3.13	-0.001641	±2.5	PASS
Band2	5MHz	QPSK	19175	25RB#0	NV	10	3.99	0.002092	±2.5	PASS
Band2	5MHz	QPSK	19175	25RB#0	NV	20	-5.31	-0.002784	±2.5	PASS
Band2	5MHz	QPSK	19175	25RB#0	NV	30	-4.28	-0.002244	±2.5	PASS
Band2	5MHz	QPSK	19175	25RB#0	NV	40	-3.33	-0.001746	±2.5	PASS
Band2	5MHz	QPSK	19175	25RB#0	NV	50	-2.80	-0.001468	±2.5	PASS
Band2	5MHz	16QAM	18625	25RB#0	NV	-30	-4.11	-0.002219	±2.5	PASS
Band2	5MHz	16QAM	18625	25RB#0	NV	-20	-6.75	-0.003644	±2.5	PASS
Band2	5MHz	16QAM	18625	25RB#0	NV	0	-7.61	-0.004108	±2.5	PASS
Band2	5MHz	16QAM	18625	25RB#0	NV	10	-4.18	-0.002256	±2.5	PASS
Band2	5MHz	16QAM	18625	25RB#0	NV	20	-6.51	-0.003514	±2.5	PASS
Band2	5MHz	16QAM	18625	25RB#0	NV	30	-8.07	-0.004356	±2.5	PASS
Band2	5MHz	16QAM	18625	25RB#0	NV	40	-4.52	-0.002440	±2.5	PASS
Band2	5MHz	16QAM	18625	25RB#0	NV	50	-5.65	-0.003050	±2.5	PASS
Band2	5MHz	16QAM	18900	25RB#0	NV	-30	-4.96	-0.002638	±2.5	PASS
Band2	5MHz	16QAM	18900	25RB#0	NV	-20	-5.19	-0.002761	±2.5	PASS
Band2	5MHz	16QAM	18900	25RB#0	NV	0	-6.62	-0.003521	±2.5	PASS
Band2	5MHz	16QAM	18900	25RB#0	NV	10	-6.37	-0.003388	±2.5	PASS
Band2	5MHz	16QAM	18900	25RB#0	NV	20	-6.17	-0.003282	±2.5	PASS
Band2	5MHz	16QAM	18900	25RB#0	NV	30	-8.73	-0.004644	±2.5	PASS
Band2	5MHz	16QAM	18900	25RB#0	NV	40	-6.31	-0.003356	±2.5	PASS
Band2	5MHz	16QAM	18900	25RB#0	NV	50	-5.91	-0.003144	±2.5	PASS
Band2	5MHz	16QAM	19175	25RB#0	NV	-30	-4.61	-0.002417	±2.5	PASS
Band2	5MHz	16QAM	19175	25RB#0	NV	-20	4.59	0.002406	±2.5	PASS
Band2	5MHz	16QAM	19175	25RB#0	NV	0	-5.56	-0.002915	±2.5	PASS
Band2	5MHz	16QAM	19175	25RB#0	NV	10	2.85	0.001494	±2.5	PASS
Band2	5MHz	16QAM	19175	25RB#0	NV	20	-4.53	-0.002375	±2.5	PASS
Band2	5MHz	16QAM	19175	25RB#0	NV	30	-4.61	-0.002417	±2.5	PASS
Band2	5MHz	16QAM	19175	25RB#0	NV	40	3.86	0.002024	±2.5	PASS
Band2	5MHz	16QAM	19175	25RB#0	NV	50	-4.25	-0.002228	±2.5	PASS
Band2	10MHz	QPSK	18650	50RB#0	NV	-30	-9.90	-0.005337	±2.5	PASS
Band2	10MHz	QPSK	18650	50RB#0	NV	-20	-6.55	-0.003531	±2.5	PASS



BUREAU  
VERITAS

Test Report No.: PSU-QSU2206080111RF02

Band2	10MHz	QPSK	18650	50RB#0	NV	0	-6.95	-0.003747	±2.5	PASS
Band2	10MHz	QPSK	18650	50RB#0	NV	10	-6.84	-0.003687	±2.5	PASS
Band2	10MHz	QPSK	18650	50RB#0	NV	20	-4.91	-0.002647	±2.5	PASS
Band2	10MHz	QPSK	18650	50RB#0	NV	30	-5.35	-0.002884	±2.5	PASS
Band2	10MHz	QPSK	18650	50RB#0	NV	40	-6.81	-0.003671	±2.5	PASS
Band2	10MHz	QPSK	18650	50RB#0	NV	50	-4.22	-0.002275	±2.5	PASS
Band2	10MHz	QPSK	18900	50RB#0	NV	-30	-5.45	-0.002899	±2.5	PASS
Band2	10MHz	QPSK	18900	50RB#0	NV	-20	-7.15	-0.003803	±2.5	PASS
Band2	10MHz	QPSK	18900	50RB#0	NV	0	-7.25	-0.003856	±2.5	PASS
Band2	10MHz	QPSK	18900	50RB#0	NV	10	-7.88	-0.004191	±2.5	PASS
Band2	10MHz	QPSK	18900	50RB#0	NV	20	-7.90	-0.004202	±2.5	PASS
Band2	10MHz	QPSK	18900	50RB#0	NV	30	-4.58	-0.002436	±2.5	PASS
Band2	10MHz	QPSK	18900	50RB#0	NV	40	-9.03	-0.004803	±2.5	PASS
Band2	10MHz	QPSK	18900	50RB#0	NV	50	-6.71	-0.003569	±2.5	PASS
Band2	10MHz	QPSK	19150	50RB#0	NV	-30	8.50	0.004462	±2.5	PASS
Band2	10MHz	QPSK	19150	50RB#0	NV	-20	6.07	0.003186	±2.5	PASS
Band2	10MHz	QPSK	19150	50RB#0	NV	0	2.32	0.001218	±2.5	PASS
Band2	10MHz	QPSK	19150	50RB#0	NV	10	2.98	0.001564	±2.5	PASS
Band2	10MHz	QPSK	19150	50RB#0	NV	20	-3.69	-0.001937	±2.5	PASS
Band2	10MHz	QPSK	19150	50RB#0	NV	30	5.29	0.002777	±2.5	PASS
Band2	10MHz	QPSK	19150	50RB#0	NV	40	5.81	0.003050	±2.5	PASS
Band2	10MHz	QPSK	19150	50RB#0	NV	50	3.68	0.001932	±2.5	PASS
Band2	10MHz	16QAM	18650	50RB#0	NV	-30	-6.54	-0.003526	±2.5	PASS
Band2	10MHz	16QAM	18650	50RB#0	NV	-20	-7.98	-0.004302	±2.5	PASS
Band2	10MHz	16QAM	18650	50RB#0	NV	0	-4.39	-0.002367	±2.5	PASS
Band2	10MHz	16QAM	18650	50RB#0	NV	10	-4.09	-0.002205	±2.5	PASS
Band2	10MHz	16QAM	18650	50RB#0	NV	20	-7.35	-0.003962	±2.5	PASS
Band2	10MHz	16QAM	18650	50RB#0	NV	30	-5.26	-0.002836	±2.5	PASS
Band2	10MHz	16QAM	18650	50RB#0	NV	40	-5.87	-0.003164	±2.5	PASS
Band2	10MHz	16QAM	18650	50RB#0	NV	50	-5.15	-0.002776	±2.5	PASS
Band2	10MHz	16QAM	18900	50RB#0	NV	-30	-6.21	-0.003303	±2.5	PASS
Band2	10MHz	16QAM	18900	50RB#0	NV	-20	-8.87	-0.004718	±2.5	PASS
Band2	10MHz	16QAM	18900	50RB#0	NV	0	-7.51	-0.003995	±2.5	PASS
Band2	10MHz	16QAM	18900	50RB#0	NV	10	-6.69	-0.003559	±2.5	PASS
Band2	10MHz	16QAM	18900	50RB#0	NV	20	-7.15	-0.003803	±2.5	PASS
Band2	10MHz	16QAM	18900	50RB#0	NV	30	-6.67	-0.003548	±2.5	PASS
Band2	10MHz	16QAM	18900	50RB#0	NV	40	-4.09	-0.002176	±2.5	PASS
Band2	10MHz	16QAM	18900	50RB#0	NV	50	-8.07	-0.004293	±2.5	PASS
Band2	10MHz	16QAM	19150	50RB#0	NV	-30	4.16	0.002184	±2.5	PASS
Band2	10MHz	16QAM	19150	50RB#0	NV	-20	-2.92	-0.001533	±2.5	PASS
Band2	10MHz	16QAM	19150	50RB#0	NV	0	4.08	0.002142	±2.5	PASS
Band2	10MHz	16QAM	19150	50RB#0	NV	10	3.92	0.002058	±2.5	PASS
Band2	10MHz	16QAM	19150	50RB#0	NV	20	3.36	0.001764	±2.5	PASS
Band2	10MHz	16QAM	19150	50RB#0	NV	30	4.21	0.002210	±2.5	PASS
Band2	10MHz	16QAM	19150	50RB#0	NV	40	3.48	0.001827	±2.5	PASS
Band2	10MHz	16QAM	19150	50RB#0	NV	50	2.68	0.001407	±2.5	PASS
Band2	15MHz	QPSK	18675	75RB#0	NV	-30	-8.94	-0.004813	±2.5	PASS
Band2	15MHz	QPSK	18675	75RB#0	NV	-20	-5.87	-0.003160	±2.5	PASS
Band2	15MHz	QPSK	18675	75RB#0	NV	0	-3.63	-0.001954	±2.5	PASS
Band2	15MHz	QPSK	18675	75RB#0	NV	10	-6.44	-0.003467	±2.5	PASS



BUREAU  
VERITAS

Test Report No.: PSU-QSU2206080111RF02

Band2	15MHz	QPSK	18675	75RB#0	NV	20	-6.88	-0.003704	±2.5	PASS
Band2	15MHz	QPSK	18675	75RB#0	NV	30	-5.44	-0.002929	±2.5	PASS
Band2	15MHz	QPSK	18675	75RB#0	NV	40	-5.62	-0.003026	±2.5	PASS
Band2	15MHz	QPSK	18675	75RB#0	NV	50	-5.35	-0.002880	±2.5	PASS
Band2	15MHz	QPSK	18900	75RB#0	NV	-30	-7.64	-0.004064	±2.5	PASS
Band2	15MHz	QPSK	18900	75RB#0	NV	-20	-8.44	-0.004489	±2.5	PASS
Band2	15MHz	QPSK	18900	75RB#0	NV	0	-8.17	-0.004346	±2.5	PASS
Band2	15MHz	QPSK	18900	75RB#0	NV	10	-4.94	-0.002628	±2.5	PASS
Band2	15MHz	QPSK	18900	75RB#0	NV	20	-6.34	-0.003372	±2.5	PASS
Band2	15MHz	QPSK	18900	75RB#0	NV	30	-7.32	-0.003894	±2.5	PASS
Band2	15MHz	QPSK	18900	75RB#0	NV	40	-4.03	-0.002144	±2.5	PASS
Band2	15MHz	QPSK	18900	75RB#0	NV	50	-6.08	-0.003234	±2.5	PASS
Band2	15MHz	QPSK	19125	75RB#0	NV	-30	-5.99	-0.003148	±2.5	PASS
Band2	15MHz	QPSK	19125	75RB#0	NV	-20	-9.53	-0.005009	±2.5	PASS
Band2	15MHz	QPSK	19125	75RB#0	NV	0	-6.95	-0.003653	±2.5	PASS
Band2	15MHz	QPSK	19125	75RB#0	NV	10	-7.51	-0.003947	±2.5	PASS
Band2	15MHz	QPSK	19125	75RB#0	NV	20	-6.11	-0.003212	±2.5	PASS
Band2	15MHz	QPSK	19125	75RB#0	NV	30	-7.78	-0.004089	±2.5	PASS
Band2	15MHz	QPSK	19125	75RB#0	NV	40	-9.14	-0.004804	±2.5	PASS
Band2	15MHz	QPSK	19125	75RB#0	NV	50	-6.95	-0.003653	±2.5	PASS
Band2	15MHz	16QAM	18675	75RB#0	NV	-30	-6.87	-0.003699	±2.5	PASS
Band2	15MHz	16QAM	18675	75RB#0	NV	-20	-6.11	-0.003289	±2.5	PASS
Band2	15MHz	16QAM	18675	75RB#0	NV	0	-5.74	-0.003090	±2.5	PASS
Band2	15MHz	16QAM	18675	75RB#0	NV	10	-7.71	-0.004151	±2.5	PASS
Band2	15MHz	16QAM	18675	75RB#0	NV	20	-5.71	-0.003074	±2.5	PASS
Band2	15MHz	16QAM	18675	75RB#0	NV	30	-8.05	-0.004334	±2.5	PASS
Band2	15MHz	16QAM	18675	75RB#0	NV	40	-6.35	-0.003419	±2.5	PASS
Band2	15MHz	16QAM	18675	75RB#0	NV	50	-5.68	-0.003058	±2.5	PASS
Band2	15MHz	16QAM	18900	75RB#0	NV	-30	-3.43	-0.001824	±2.5	PASS
Band2	15MHz	16QAM	18900	75RB#0	NV	-20	-4.96	-0.002638	±2.5	PASS
Band2	15MHz	16QAM	18900	75RB#0	NV	0	-5.62	-0.002989	±2.5	PASS
Band2	15MHz	16QAM	18900	75RB#0	NV	10	-7.68	-0.004085	±2.5	PASS
Band2	15MHz	16QAM	18900	75RB#0	NV	20	-7.57	-0.004027	±2.5	PASS
Band2	15MHz	16QAM	18900	75RB#0	NV	30	-6.14	-0.003266	±2.5	PASS
Band2	15MHz	16QAM	18900	75RB#0	NV	40	-6.05	-0.003218	±2.5	PASS
Band2	15MHz	16QAM	18900	75RB#0	NV	50	-8.98	-0.004777	±2.5	PASS
Band2	15MHz	16QAM	19125	75RB#0	NV	-30	-10.26	-0.005393	±2.5	PASS
Band2	15MHz	16QAM	19125	75RB#0	NV	-20	-9.03	-0.004746	±2.5	PASS
Band2	15MHz	16QAM	19125	75RB#0	NV	0	-7.40	-0.003890	±2.5	PASS
Band2	15MHz	16QAM	19125	75RB#0	NV	10	-5.54	-0.002912	±2.5	PASS
Band2	15MHz	16QAM	19125	75RB#0	NV	20	-6.21	-0.003264	±2.5	PASS
Band2	15MHz	16QAM	19125	75RB#0	NV	30	-10.16	-0.005340	±2.5	PASS
Band2	15MHz	16QAM	19125	75RB#0	NV	40	-6.98	-0.003669	±2.5	PASS
Band2	15MHz	16QAM	19125	75RB#0	NV	50	-8.07	-0.004242	±2.5	PASS
Band2	20MHz	QPSK	18700	100RB#0	NV	-30	3.23	0.001737	±2.5	PASS
Band2	20MHz	QPSK	18700	100RB#0	NV	-20	5.19	0.002790	±2.5	PASS
Band2	20MHz	QPSK	18700	100RB#0	NV	0	-5.14	-0.002763	±2.5	PASS
Band2	20MHz	QPSK	18700	100RB#0	NV	10	2.79	0.001500	±2.5	PASS
Band2	20MHz	QPSK	18700	100RB#0	NV	20	3.65	0.001962	±2.5	PASS
Band2	20MHz	QPSK	18700	100RB#0	NV	30	4.12	0.002215	±2.5	PASS



**BUREAU**  
**VERITAS**

**Test Report No.: PSU-QSU2206080111RF02**

Band2	20MHz	QPSK	18700	100RB#0	NV	40	-2.46	-0.001323	±2.5	PASS
Band2	20MHz	QPSK	18700	100RB#0	NV	50	3.36	0.001806	±2.5	PASS
Band2	20MHz	QPSK	18900	100RB#0	NV	-30	-5.72	-0.003043	±2.5	PASS
Band2	20MHz	QPSK	18900	100RB#0	NV	-20	-6.34	-0.003372	±2.5	PASS
Band2	20MHz	QPSK	18900	100RB#0	NV	0	-7.05	-0.003750	±2.5	PASS
Band2	20MHz	QPSK	18900	100RB#0	NV	10	-7.04	-0.003745	±2.5	PASS
Band2	20MHz	QPSK	18900	100RB#0	NV	20	-4.65	-0.002473	±2.5	PASS
Band2	20MHz	QPSK	18900	100RB#0	NV	30	-6.08	-0.003234	±2.5	PASS
Band2	20MHz	QPSK	18900	100RB#0	NV	40	-6.82	-0.003628	±2.5	PASS
Band2	20MHz	QPSK	18900	100RB#0	NV	50	-6.84	-0.003638	±2.5	PASS
Band2	20MHz	QPSK	19100	100RB#0	NV	-30	-5.39	-0.002837	±2.5	PASS
Band2	20MHz	QPSK	19100	100RB#0	NV	-20	-5.61	-0.002953	±2.5	PASS
Band2	20MHz	QPSK	19100	100RB#0	NV	0	-5.85	-0.003079	±2.5	PASS
Band2	20MHz	QPSK	19100	100RB#0	NV	10	-6.55	-0.003447	±2.5	PASS
Band2	20MHz	QPSK	19100	100RB#0	NV	20	-6.38	-0.003358	±2.5	PASS
Band2	20MHz	QPSK	19100	100RB#0	NV	30	-5.89	-0.003100	±2.5	PASS
Band2	20MHz	QPSK	19100	100RB#0	NV	40	-6.45	-0.003395	±2.5	PASS
Band2	20MHz	QPSK	19100	100RB#0	NV	50	-4.61	-0.002426	±2.5	PASS
Band2	20MHz	16QAM	18700	100RB#0	NV	-30	-3.88	-0.002086	±2.5	PASS
Band2	20MHz	16QAM	18700	100RB#0	NV	-20	4.51	0.002425	±2.5	PASS
Band2	20MHz	16QAM	18700	100RB#0	NV	0	3.98	0.002140	±2.5	PASS
Band2	20MHz	16QAM	18700	100RB#0	NV	10	2.17	0.001167	±2.5	PASS
Band2	20MHz	16QAM	18700	100RB#0	NV	20	-2.55	-0.001371	±2.5	PASS
Band2	20MHz	16QAM	18700	100RB#0	NV	30	-5.32	-0.002860	±2.5	PASS
Band2	20MHz	16QAM	18700	100RB#0	NV	40	3.96	0.002129	±2.5	PASS
Band2	20MHz	16QAM	18700	100RB#0	NV	50	-4.06	-0.002183	±2.5	PASS
Band2	20MHz	16QAM	18900	100RB#0	NV	-30	-7.77	-0.004133	±2.5	PASS
Band2	20MHz	16QAM	18900	100RB#0	NV	-20	-6.65	-0.003537	±2.5	PASS
Band2	20MHz	16QAM	18900	100RB#0	NV	0	-6.94	-0.003691	±2.5	PASS
Band2	20MHz	16QAM	18900	100RB#0	NV	10	-5.22	-0.002777	±2.5	PASS
Band2	20MHz	16QAM	18900	100RB#0	NV	20	-6.01	-0.003197	±2.5	PASS
Band2	20MHz	16QAM	18900	100RB#0	NV	30	-8.94	-0.004755	±2.5	PASS
Band2	20MHz	16QAM	18900	100RB#0	NV	40	-6.28	-0.003340	±2.5	PASS
Band2	20MHz	16QAM	18900	100RB#0	NV	50	-6.79	-0.003612	±2.5	PASS
Band2	20MHz	16QAM	19100	100RB#0	NV	-30	-3.56	-0.001874	±2.5	PASS
Band2	20MHz	16QAM	19100	100RB#0	NV	-20	-5.76	-0.003032	±2.5	PASS
Band2	20MHz	16QAM	19100	100RB#0	NV	0	-6.97	-0.003668	±2.5	PASS
Band2	20MHz	16QAM	19100	100RB#0	NV	10	-6.24	-0.003284	±2.5	PASS
Band2	20MHz	16QAM	19100	100RB#0	NV	20	-8.13	-0.004279	±2.5	PASS
Band2	20MHz	16QAM	19100	100RB#0	NV	30	-5.15	-0.002711	±2.5	PASS
Band2	20MHz	16QAM	19100	100RB#0	NV	40	-5.12	-0.002695	±2.5	PASS
Band2	20MHz	16QAM	19100	100RB#0	NV	50	-7.42	-0.003905	±2.5	PASS