

FCC Part 15B Measurement and Test Report

For

JACS Solutions, LLC

8808 Centre Park Drive, Suite 305, Columbia, MD 21045, USA

FCC ID: 2AGCD-JACS800W

| | |
|--------------------------------------|---|
| Test Rule(s): | <u>FCC Part 15 Subpart B</u> |
| Product Description: | <u>Tablets</u> |
| Tested Model: | <u>TT800V</u> |
| Report No.: | <u>STR16048170I-5</u> |
| Tested Date: | <u>2016-04-22 to 2016-04-29</u> |
| Issued Date: | <u>2016-04-30</u> |
| Tested By: | <u>Iven Guo / Engineer</u> <i>Iven Guo</i> |
| Reviewed By: | <u>Silin Chen / EMC Manager</u> <i>Silin Chen</i> |
| Approved & Authorized By: | <u>Jandy so / PSQ Manager</u> <i>Jandyso</i> |
| Prepared By: | |

Shenzhen SEM.Test Technology Co., Ltd.
1/F, Building A, Hongwei Industrial Park, Liuxian 2nd Road,
Bao'an District, Shenzhen, P.R.C. (518101)
Tel.: +86-755-33663308 Fax.: +86-755-33663309 Website: www.semtest.com.cn

Note: This test report is limited to the above client company and the product model only. It may not be duplicated without prior permitted by Shenzhen SEM.Test Technology Co., Ltd.

TABLE OF CONTENTS

| | |
|--|-----------|
| 1. GENERAL INFORMATION | 3 |
| 1.1 PRODUCT DESCRIPTION FOR EQUIPMENT UNDER TEST (EUT) | 3 |
| 1.2 TEST STANDARDS | 4 |
| 1.3 TEST METHODOLOGY | 4 |
| 1.4 TEST FACILITY | 4 |
| 1.5 EUT SETUP AND OPERATION MODE | 5 |
| 1.6 MEASUREMENT UNCERTAINTY | 5 |
| 1.7 TEST EQUIPMENT LIST AND DETAILS | 6 |
| 2. SUMMARY OF TEST RESULTS | 7 |
| 3. CONDUCTED EMISSIONS | 8 |
| 3.1 TEST PROCEDURE | 8 |
| 3.2 BASIC TEST SETUP BLOCK DIAGRAM | 8 |
| 3.3 ENVIRONMENTAL CONDITIONS | 8 |
| 3.4 SUMMARY OF TEST RESULTS/PLOTS | 8 |
| 3.5 CONDUCTED EMISSIONS TEST DATA | 9 |
| 4. RADIATED EMISSIONS | 15 |
| 4.1 TEST PROCEDURE | 15 |
| 4.2 TEST RECEIVER SETUP | 16 |
| 4.3 CORRECTED AMPLITUDE & MARGIN CALCULATION | 16 |
| 4.4 ENVIRONMENTAL CONDITIONS | 16 |
| 4.5 SUMMARY OF TEST RESULTS/PLOTS | 16 |

1. GENERAL INFORMATION

1.1 Product Description for Equipment Under Test (EUT)

Client Information

Applicant: JACS Solutions, LLC
Address of applicant: 8808 Centre Park Drive, Suite 305, Columbia,
MD21045, USA

Manufacturer: Xiamen Candour Co., Ltd
Address of manufacturer: 19F C&D International Building 1669 Huandao East
Road, Xiamen, Fujian, China

| General Description of EUT | |
|--|------------------|
| Product Name: | Tablets |
| Trade Name: | JACS SOLUTIONS |
| Model No.: | TT800V |
| Adding Model(s): | / |
| Hardware Version: | BS-M81FPG-V1.0 |
| Software Version: | TT800VF1204USV01 |
| <i>Note: The test data is gathered from a production sample, provided by the manufacturer.</i> | |

| Technical Characteristics of EUT | |
|----------------------------------|--|
| Rated Voltage: | Battery: DC 3.7V |
| Rated Current: | / |
| Rated Power: | / |
| AC Power Adaptor #1: | Model: KA24-0502500US |
| | INPUT: AC100-240V 50/60Hz,0.55A OUTPUT: DC5V/2.5A |
| AC Power Adaptor #2: | Model: RH050250US |
| | INPUT: AC100-240V 50/60Hz,0.6A OUTPUT: DC5V/2.5A |
| Car charging Adaptor: | INPUT: DC12~24V, 1.5A OUTPUT: DC5V/2.5A |
| Highest Internal Frequency: | 1.3GHz |
| Classification of ITE: | Class B |

1.2 Test Standards

The following report is prepared on behalf of the JACS Solutions, LLC in accordance with Part 2, Subpart J, and Part 15, Subparts A and B of the Federal Communication Commissions rules.

The objective is to determine compliance with FCC Part 15, Subpart B, and section 15.205, 15.107, and 15.109 rules.

Maintenance of compliance is the responsibility of the manufacturer. Any modification of the product, which result in lowering the emission, should be checked to ensure compliance has been maintained.

1.3 Test Methodology

All measurements contained in this report were conducted with ANSI C63.4-2014, American National Standard for Methods of Measurement of Radio-Noise Emissions from Low-Voltage Electrical and Electronic Equipment in the range of 9 kHz to 40 GHz.

1.4 Test Facility

FCC – Registration No.: 934118

Shenzhen SEM.Test Technology Co., Ltd. EMC Laboratory has been registered and fully described in a report filed with the (FCC) Federal Communications Commission. The acceptance letter from the FCC is maintained in our files and the Registration is 934118.

Industry Canada (IC) Registration No.: 11464A

The 3m Semi-anechoic chamber of Shenzhen SEM.Test Technology Co., Ltd. has been registered by Certification and Engineering Bureau of Industry Canada for radio equipment testing with Registration No.: 11464A.

CNAS Registration No.: L4062

Shenzhen SEM.Test Technology Co., Ltd. is a testing organization accredited by China National Accreditation Service for Conformity Assessment (CNAS) according to ISO/IEC 17025. The accreditation certificate number is L4062. All measurement facilities used to collect the measurement data are located at 1/F, Building A, Hongwei Industrial Park, Liuxian 2nd Road, Bao'an District, Shenzhen, P.R.C (518101).

1.5 EUT Setup and Operation Mode

The equipment under test (EUT) was configured to measure its highest possible emission level. The test modes were adapted according to the operation manual for use, more detailed description as follows:

Test Mode List:

| Test Mode | Description | Remark |
|-----------|--------------------|--------|
| TM1 | Charging + Playing | / |
| TM2 | Downloading | / |
| TM3 | Charging + Camera | / |

EUT Cable List and Details

| Cable Description | Length (M) | Shielded/Unshielded | With Core/Without Core |
|--------------------|------------|---------------------|------------------------|
| Car charging Cable | 4.0 | Shielded | Without Core |
| Adapter #1 Cable | 1.0 | Shielded | Without Core |
| Adapter #2 Cable | 1.0 | Shielded | Without Core |

Auxiliary Equipment List and Details

| Description | Manufacturer | Model | Serial Number |
|-------------|--------------|-------|---------------|
| Notebook | Lenovo | E10 | LR-63C8R |

Special Cable List and Details

| Cable Description | Length (M) | Shielded/Unshielded | With Core/Without Core |
|-------------------|------------|---------------------|------------------------|
| Earphone Cable | 1.2 | Unshielded | Without Core |

1.6 Measurement Uncertainty

| Measurement uncertainty | | |
|--------------------------------|------------|---------------------|
| Parameter | Conditions | Uncertainty |
| Conducted Emissions | Conducted | $\pm 2.88\text{dB}$ |
| Transmitter Spurious Emissions | Radiated | $\pm 5.1\text{dB}$ |

1.7 Test Equipment List and Details

| Description | Manufacturer | Model | Serial Number | Cal Date | Due Date |
|-------------------|-----------------|-----------|---------------|------------|------------|
| Spectrum Analyzer | Agilent | E4407B | MY41440400 | 2015-06-17 | 2016-06-16 |
| Spectrum Analyzer | Rohde & Schwarz | FSP | 836079/035 | 2015-06-17 | 2016-06-16 |
| EMI Test Receiver | Rohde & Schwarz | ESVB | 825471/005 | 2015-06-17 | 2016-06-16 |
| Amplifier | Agilent | 8447F | 3113A06717 | 2015-06-17 | 2016-06-16 |
| Amplifier | C&D | PAP-1G18 | 2002 | 2015-06-17 | 2016-06-16 |
| Broadband Antenna | Schwarz beck | VULB9163 | 9163-333 | 2015-06-17 | 2016-06-16 |
| Horn Antenna | ETS | 3117 | 00086197 | 2015-06-17 | 2016-06-16 |
| Loop Antenna | Schwarz beck | FMZB 1516 | 9773 | 2015-06-17 | 2016-06-16 |
| EMI Test Receiver | Rohde & Schwarz | ESPI | 101611 | 2015-06-17 | 2016-06-16 |
| L.I.S.N | Schwarz beck | NSLK8126 | 8126-224 | 2015-06-17 | 2016-06-16 |
| Pulse Limiter | Rohde & Schwarz | ESH3-Z2 | 100911 | 2015-06-17 | 2016-06-16 |

2. SUMMARY OF TEST RESULTS

| FCC Rules | Description of Test Item | Result |
|------------------|---------------------------------|---------------|
| § 15.107 (a) | Conducted Emissions | Compliant |
| § 15.109 (a) | Radiated Emissions | Compliant |

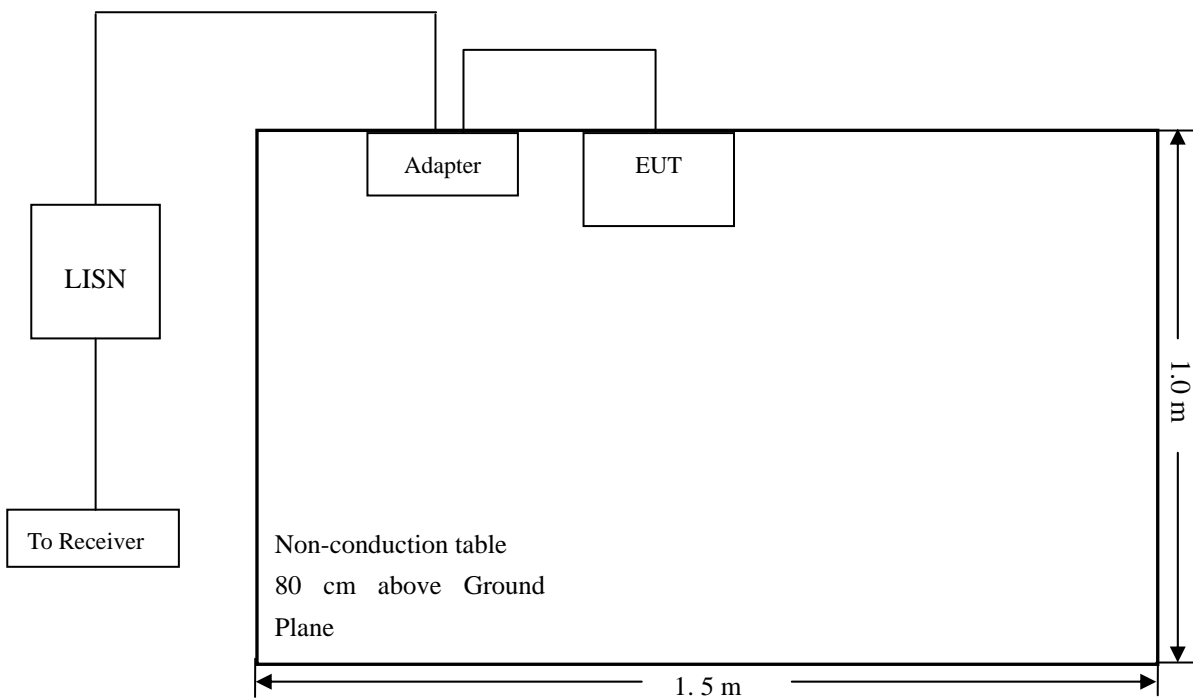
N/A: not applicable

3. Conducted Emissions

3.1 Test Procedure

Test is conducting under the description of ANSI C63.4-2014, American National Standard for Methods of Measurement of Radio-Noise Emissions from Low-Voltage Electrical and Electronic Equipment in the range of 9 kHz to 40 GHz.

3.2 Basic Test Setup Block Diagram



3.3 Environmental Conditions

| | |
|--------------------|-----------|
| Temperature: | 23 °C |
| Relative Humidity: | 52% |
| ATM Pressure: | 1011 mbar |

3.4 Summary of Test Results/Plots

According to the data in section 3.6, the EUT complied with the FCC Part 15.107(a) Conducted margin for a Class B device, with the *worst* margin reading of:

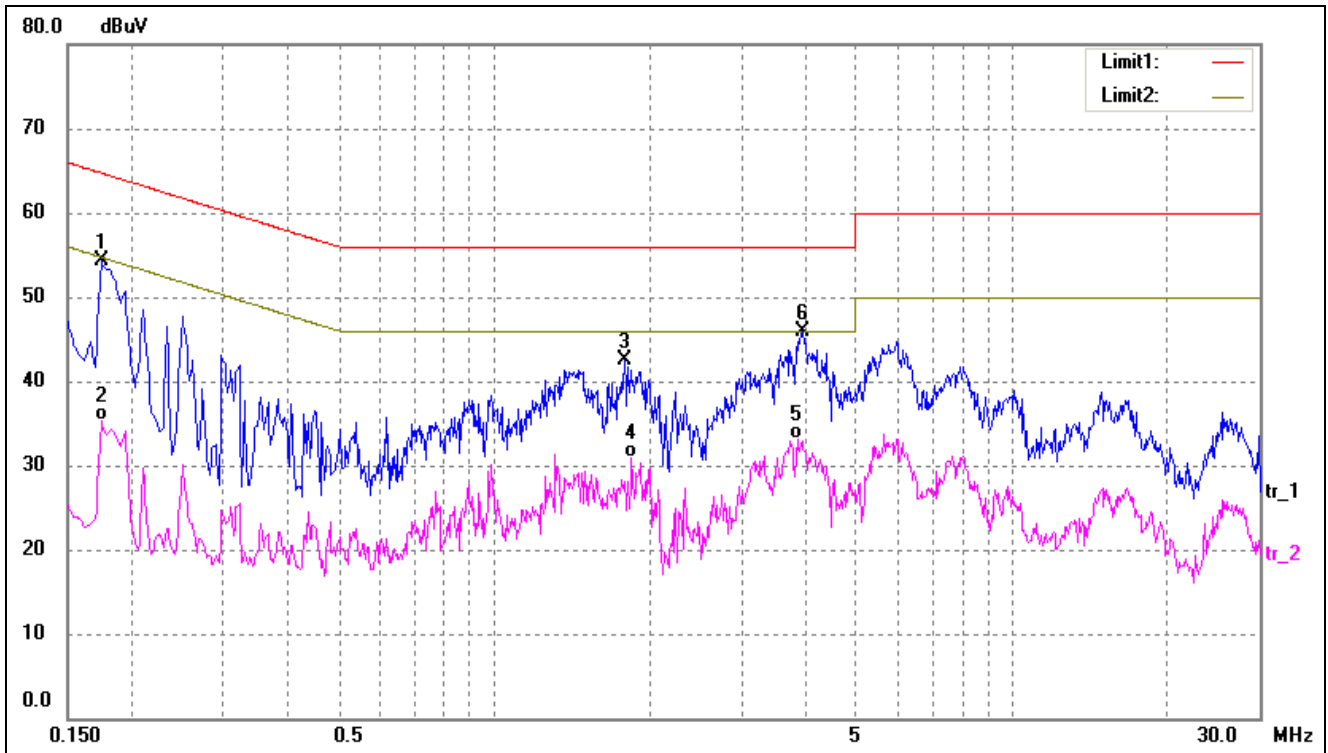
-6.74 dB at 0.6060 MHz in the **Line** mode, peak detector, AC Power Adaptor #2, **0.15-30MHz**

3.5 Conducted Emissions Test Data

AC Power Adaptor #1:

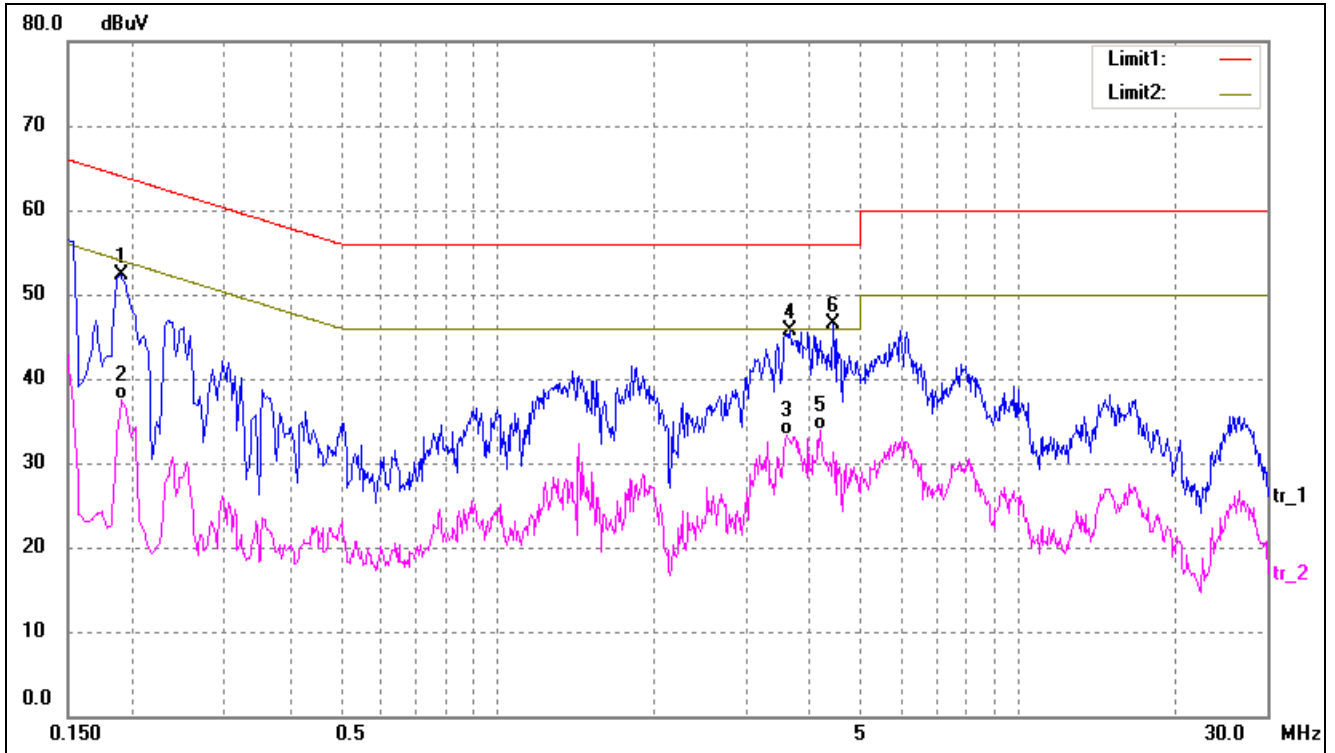
Plot of Conducted Emissions Test Data

EUT: Tablets
 Tested Model: TT800V
 Operating Condition: TM1
 Comment: AC 120V/60Hz; Adapter DC 5V
 Test Specification: Neutral



| No. | Frequency (MHz) | Reading (dBuV) | Correct (dB/m) | Result (dBuV) | Limit (dBuV) | Margin (dB) | Detector |
|-----|-----------------|----------------|----------------|---------------|--------------|-------------|----------|
| 1 | 0.1740 | 45.24 | 9.06 | 54.30 | 64.77 | -10.47 | peak |
| 2 | 0.1740 | 26.34 | 9.06 | 35.40 | 54.77 | -19.37 | AVG |
| 3 | 1.7900 | 31.53 | 11.00 | 42.53 | 56.00 | -13.47 | peak |
| 4 | 1.8420 | 19.88 | 11.00 | 30.88 | 46.00 | -15.12 | AVG |
| 5 | 3.8460 | 20.91 | 12.23 | 33.14 | 46.00 | -12.86 | AVG |
| 6* | 3.9460 | 33.66 | 12.30 | 45.96 | 56.00 | -10.04 | peak |

Test Specification: Line

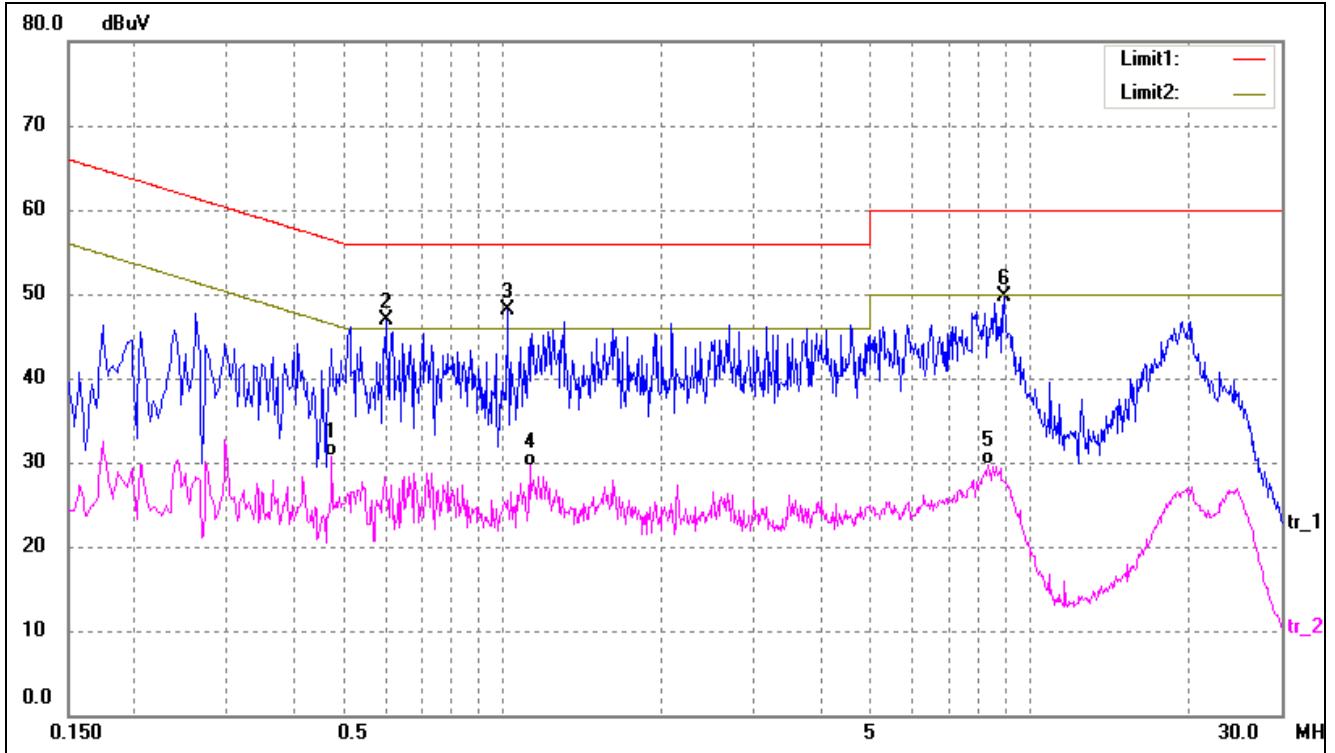


| No. | Frequency (MHz) | Reading (dBuV) | Correct (dB/m) | Result (dBuV) | Limit (dBuV) | Margin (dB) | Detector |
|-----|-----------------|----------------|----------------|---------------|--------------|-------------|----------|
| 1 | 0.1900 | 44.27 | 8.10 | 52.37 | 64.04 | -11.67 | peak |
| 2 | 0.1900 | 29.47 | 8.10 | 37.57 | 54.04 | -16.47 | AVG |
| 3 | 3.5940 | 21.15 | 12.06 | 33.21 | 46.00 | -12.79 | AVG |
| 4 | 3.6580 | 33.64 | 12.11 | 45.75 | 56.00 | -10.25 | peak |
| 5 | 4.1580 | 21.41 | 12.44 | 33.85 | 46.00 | -12.15 | AVG |
| 6* | 4.4100 | 33.95 | 12.61 | 46.56 | 56.00 | -9.44 | peak |

AC Power Adaptor #2:

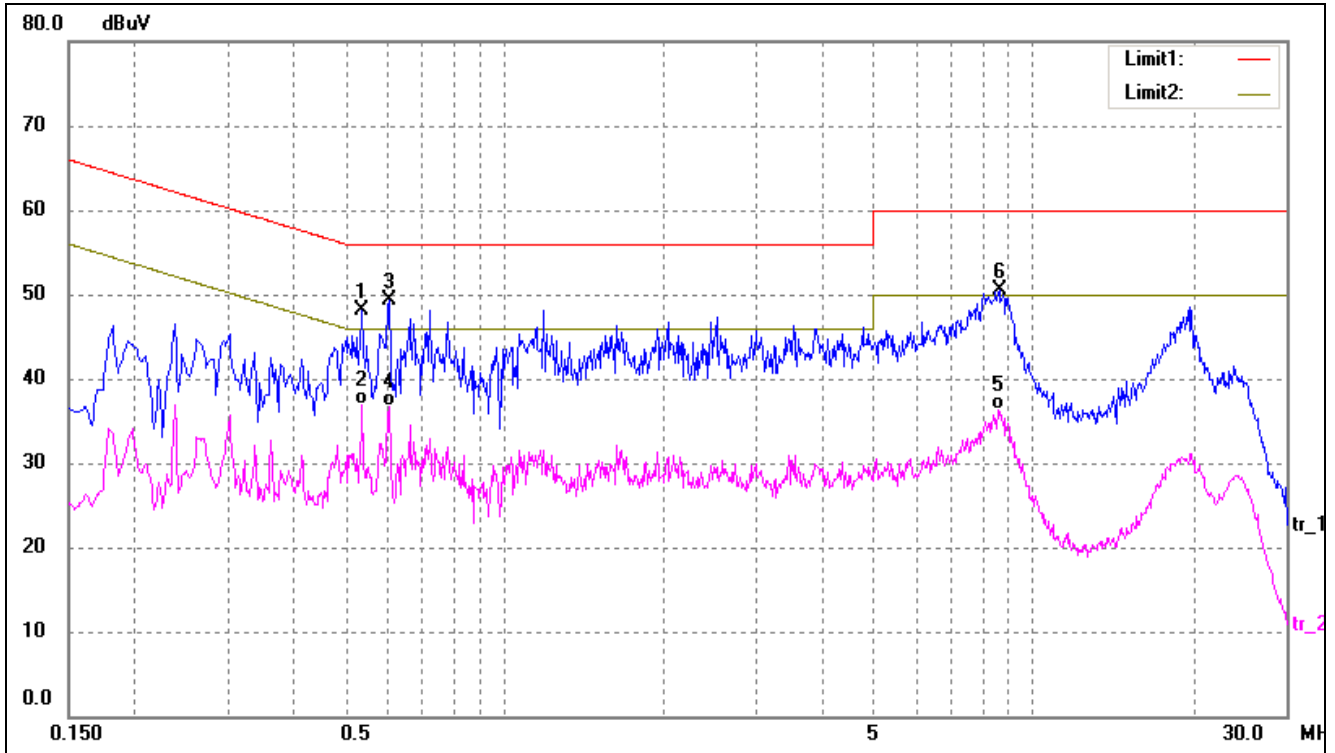
Plot of Conducted Emissions Test Data

EUT: Tablets
 Tested Model: TT800V
 Operating Condition: TM1
 Comment: AC 120V/60Hz; Adapter DC 5V
 Test Specification: Neutral



| No. | Frequency (MHz) | Reading (dBuV) | Correct (dB/m) | Result (dBuV) | Limit (dBuV) | Margin (dB) | Detector |
|-----|-----------------|----------------|----------------|---------------|--------------|-------------|----------|
| 1 | 0.4740 | 21.18 | 9.54 | 30.72 | 46.44 | -15.72 | AVG |
| 2 | 0.6020 | 37.25 | 9.58 | 46.83 | 56.00 | -9.17 | peak |
| 3* | 1.0220 | 38.36 | 9.68 | 48.04 | 56.00 | -7.96 | peak |
| 4 | 1.1260 | 19.90 | 9.70 | 29.60 | 46.00 | -16.40 | AVG |
| 5 | 8.3660 | 19.39 | 10.32 | 29.71 | 50.00 | -20.29 | AVG |
| 6 | 8.9540 | 39.44 | 10.33 | 49.77 | 60.00 | -10.23 | peak |

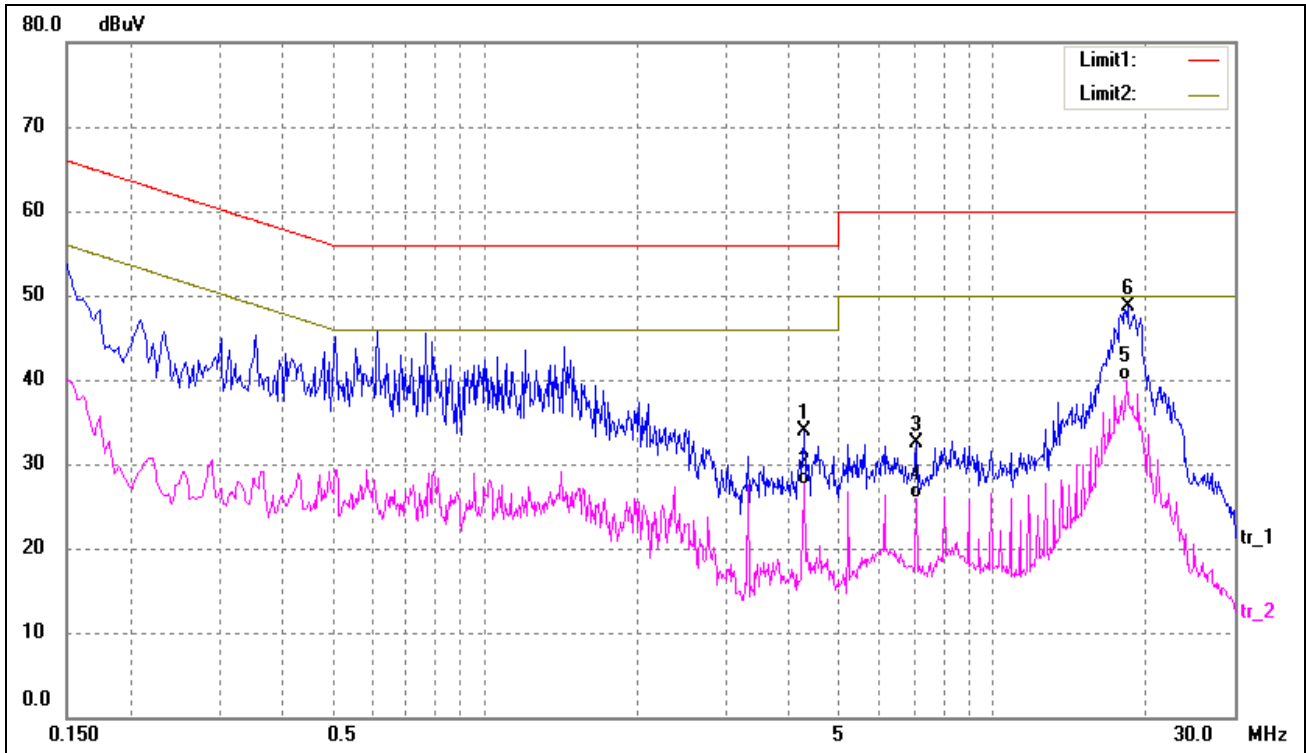
Test Specification: Line



| No. | Frequency (MHz) | Reading (dBuV) | Correct (dB/m) | Result (dBuV) | Limit (dBuV) | Margin (dB) | Detector |
|-----|-----------------|----------------|----------------|---------------|--------------|-------------|----------|
| 1 | 0.5380 | 38.50 | 9.57 | 48.07 | 56.00 | -7.93 | peak |
| 2 | 0.5380 | 27.39 | 9.57 | 36.96 | 46.00 | -9.04 | AVG |
| 3* | 0.6060 | 39.67 | 9.59 | 49.26 | 56.00 | -6.74 | peak |
| 4 | 0.6060 | 27.15 | 9.59 | 36.74 | 46.00 | -9.26 | AVG |
| 5 | 8.5660 | 25.98 | 10.33 | 36.31 | 50.00 | -13.69 | AVG |
| 6 | 8.6260 | 40.16 | 10.33 | 50.49 | 60.00 | -9.51 | peak |

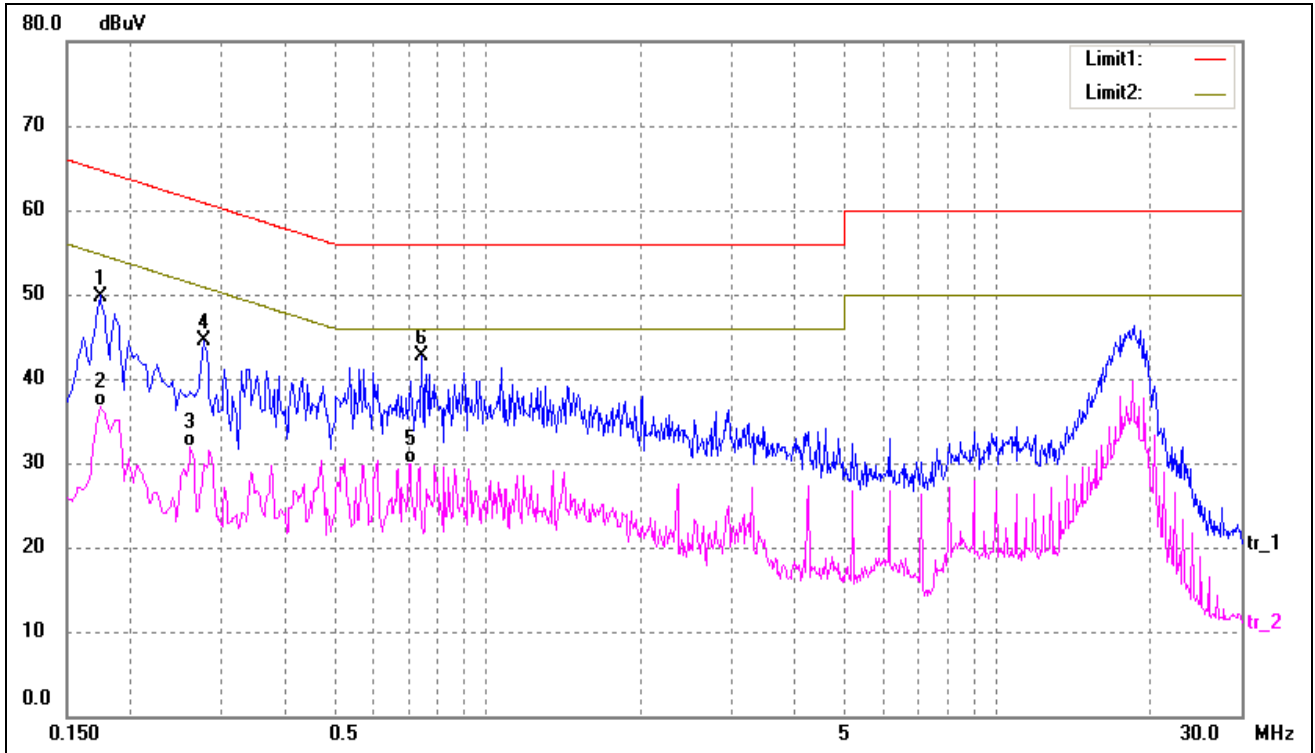
Plot of Conducted Emissions Test Data

EUT: Tablets
 Tested Model: TT800V
 Operating Condition: TM2
 Comment: AC 120V/60Hz; USB 5V
 Test Specification: Neutral



| No. | Frequency (MHz) | Reading (dBuV) | Correct (dB/m) | Result (dBuV) | Limit (dBuV) | Margin (dB) | Detector |
|-----|-----------------|----------------|----------------|---------------|--------------|-------------|----------|
| 1 | 4.2500 | 23.73 | 10.13 | 33.86 | 56.00 | -22.14 | peak |
| 2 | 4.2500 | 17.47 | 10.13 | 27.60 | 46.00 | -18.40 | AVG |
| 3 | 7.0860 | 22.16 | 10.29 | 32.45 | 60.00 | -27.55 | peak |
| 4 | 7.0860 | 15.58 | 10.29 | 25.87 | 50.00 | -24.13 | AVG |
| 5* | 18.4180 | 29.45 | 10.45 | 39.90 | 50.00 | -10.10 | AVG |
| 6 | 18.4860 | 38.21 | 10.45 | 48.66 | 60.00 | -11.34 | peak |

Test Specification: Line



| No. | Frequency (MHz) | Reading (dBuV) | Correct (dB/m) | Result (dBuV) | Limit (dBuV) | Margin (dB) | Detector |
|-----|-----------------|----------------|----------------|---------------|--------------|-------------|----------|
| 1 | 0.1740 | 40.30 | 9.50 | 49.80 | 64.77 | -14.97 | peak |
| 2 | 0.1740 | 27.29 | 9.50 | 36.79 | 54.77 | -17.98 | AVG |
| 3 | 0.2620 | 22.36 | 9.50 | 31.86 | 51.37 | -19.51 | AVG |
| 4 | 0.2780 | 34.97 | 9.50 | 44.47 | 60.88 | -16.41 | peak |
| 5 | 0.7060 | 20.38 | 9.61 | 29.99 | 46.00 | -16.01 | AVG |
| 6* | 0.7460 | 33.04 | 9.62 | 42.66 | 56.00 | -13.34 | peak |

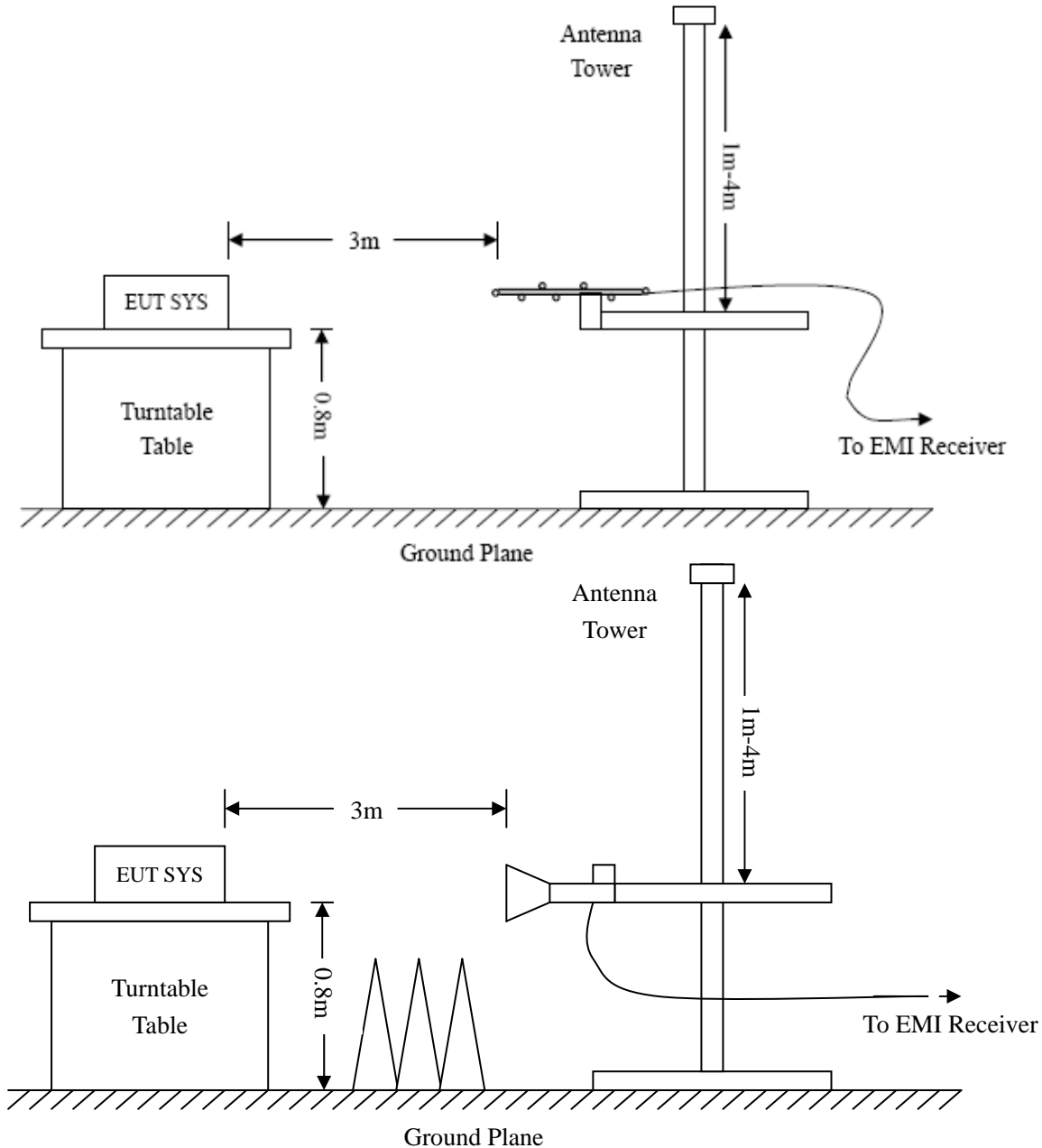
4. Radiated Emissions

4.1 Test Procedure

The setup of EUT is according with per ANSI C63.4-2014 measurement procedure. The specification used was with the FCC Part 15.109 Limit.

The external I/O cables were draped along the test table and formed a bundle 30 to 40 cm long in the middle.

The spacing between the peripherals was 10 cm.



4.2 Test Receiver Setup

| | | |
|--------------------------|------------------------------|------------------------------|
| Frequency :9kHz-30MHz | Frequency :30MHz-1GHz | Frequency :Above 1GHz |
| RBW=10KHz, | RBW=120KHz, | RBW=1MHz, |
| VBW =30KHz | VBW=300KHz | VBW=3MHz(Peak), 10Hz(AV) |
| Sweep time= Auto | Sweep time= Auto | Sweep time= Auto |
| Trace = max hold | Trace = max hold | Trace = max hold |
| Detector function = peak | Detector function = peak, QP | Detector function = peak, AV |

4.3 Corrected Amplitude & Margin Calculation

The Corrected Amplitude is calculated by adding the Antenna Factor and the Cable Factor, and subtracting the Amplifier Gain from the Amplitude reading. The basic equation is as follows:

$$\text{Corr. Ampl.} = \text{Indicated Reading} - \text{Corr. Factor}$$

The “**Margin**” column of the following data tables indicates the degree of compliance with the applicable limit. For example, a margin of -6dB μ V means the emission is 6dB μ V below the maximum limit for a Class B device. The equation for margin calculation is as follows:

$$\text{Margin} = \text{Corr. Ampl.} - \text{FCC Part 15.109(a) Limit}$$

4.4 Environmental Conditions

| | |
|--------------------|-----------|
| Temperature: | 23 °C |
| Relative Humidity: | 55 % |
| ATM Pressure: | 1011 mbar |

4.5 Summary of Test Results/Plots

According to the data, the EUT complied with the FCC Part 15.109(a) rule, and had the worst margin of:

-4.42 at 280.0238 MHz in the Vertical polarization, downloading, TM2Mode, 30 MHz to 6 GHz, 3Meters

Plot of Radiated Emissions Test Data

AC Power Adaptor #1:

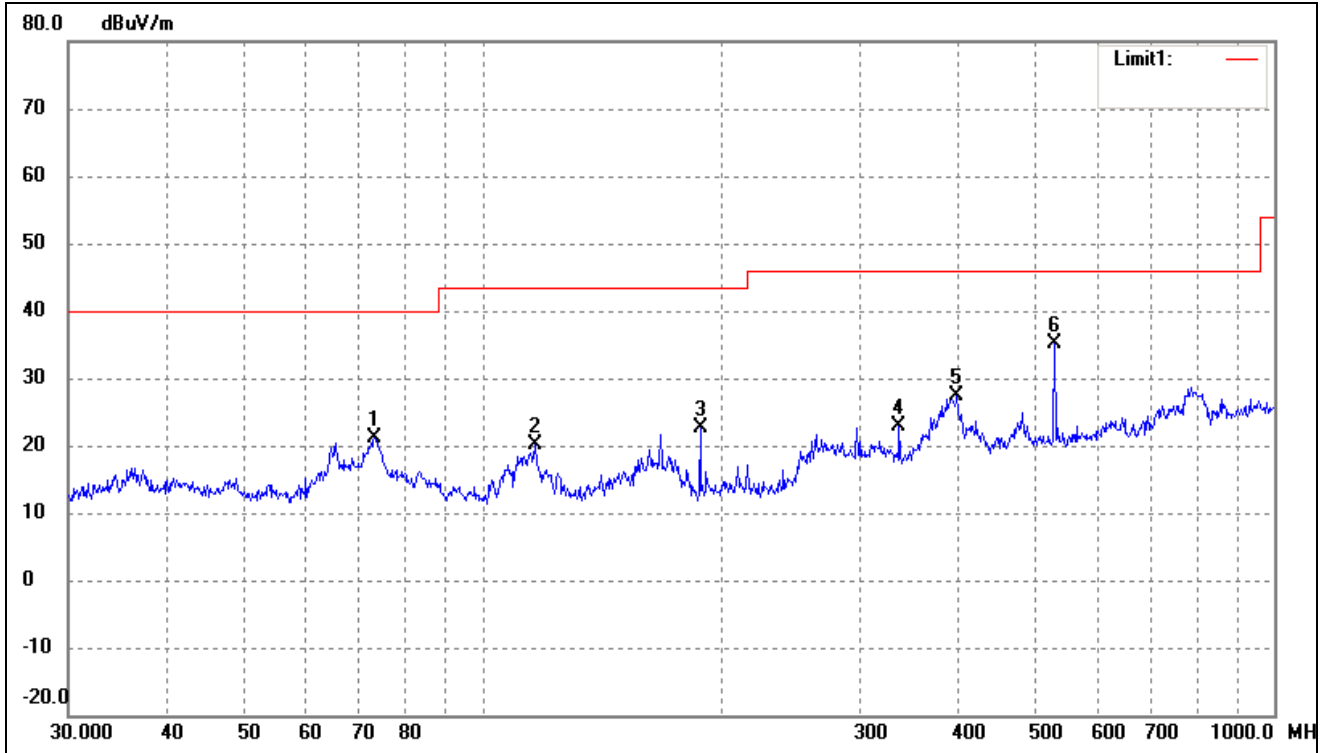
EUT: Tablets

Tested Model: TT800V

Operating Condition: TM1

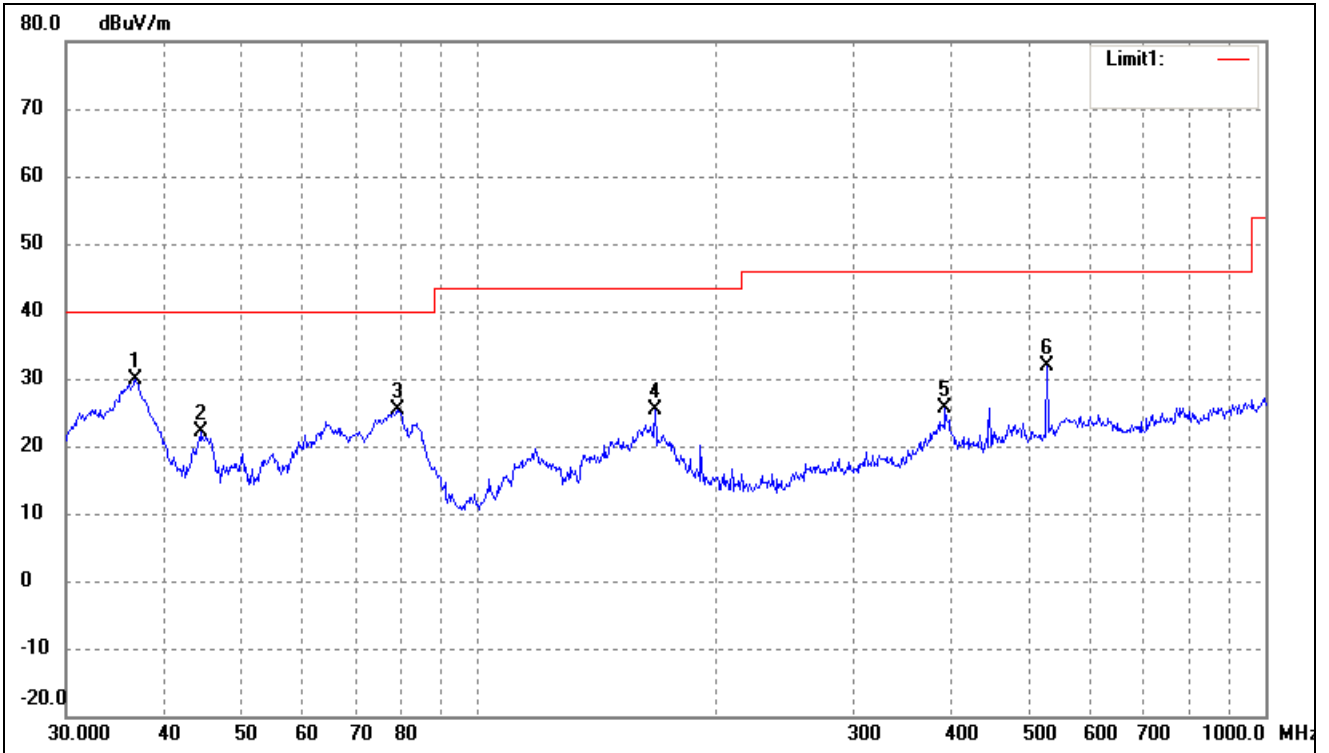
Comment: AC 120V/60Hz; Adapter DC 5V

Test Specification: Horizontal



| No. | Frequency (MHz) | Reading (dBuV/m) | Correct Factor(dB) | Result (dBuV/m) | Limit (dBuV/m) | Margin (dB) | Degree (°) | Height (cm) | Remark |
|-----|-----------------|------------------|--------------------|-----------------|----------------|-------------|------------|-------------|--------|
| 1 | 73.1025 | 33.63 | -12.57 | 21.06 | 40.00 | -18.94 | 145 | 100 | peak |
| 2 | 116.5401 | 31.48 | -11.34 | 20.14 | 43.50 | -23.36 | 166 | 100 | peak |
| 3 | 188.4125 | 32.96 | -10.22 | 22.74 | 43.50 | -20.76 | 172 | 100 | peak |
| 4 | 336.0352 | 27.73 | -4.91 | 22.82 | 46.00 | -23.18 | 184 | 100 | peak |
| 5 | 397.6334 | 30.36 | -3.01 | 27.35 | 46.00 | -18.65 | 180 | 100 | peak |
| 6 | 528.2458 | 37.08 | -1.85 | 35.23 | 46.00 | -10.77 | 180 | 100 | peak |

Test Specification: Vertical



| No. | Frequency (MHz) | Reading (dBuV/m) | Correct Factor(dB) | Result (dBuV/m) | Limit (dBuV/m) | Margin (dB) | Degree (°) | Height (cm) | Remark |
|-----|-----------------|------------------|--------------------|-----------------|----------------|-------------|------------|-------------|--------|
| 1 | 36.7662 | 38.49 | -8.55 | 29.94 | 40.00 | -10.06 | 180 | 100 | peak |
| 2 | 44.5868 | 30.11 | -7.97 | 22.14 | 40.00 | -17.86 | 185 | 100 | peak |
| 3 | 78.9652 | 37.49 | -12.07 | 25.42 | 40.00 | -14.58 | 352 | 100 | peak |
| 4 | 167.8243 | 37.22 | -11.91 | 25.31 | 43.50 | -18.19 | 357 | 100 | peak |
| 5 | 392.0951 | 28.30 | -2.73 | 25.57 | 46.00 | -20.43 | 28 | 100 | peak |
| 6 | 528.2458 | 33.64 | -1.85 | 31.79 | 46.00 | -14.21 | 257 | 100 | peak |

Plot of Radiated Emissions Test Data

AC Power Adaptor #2:

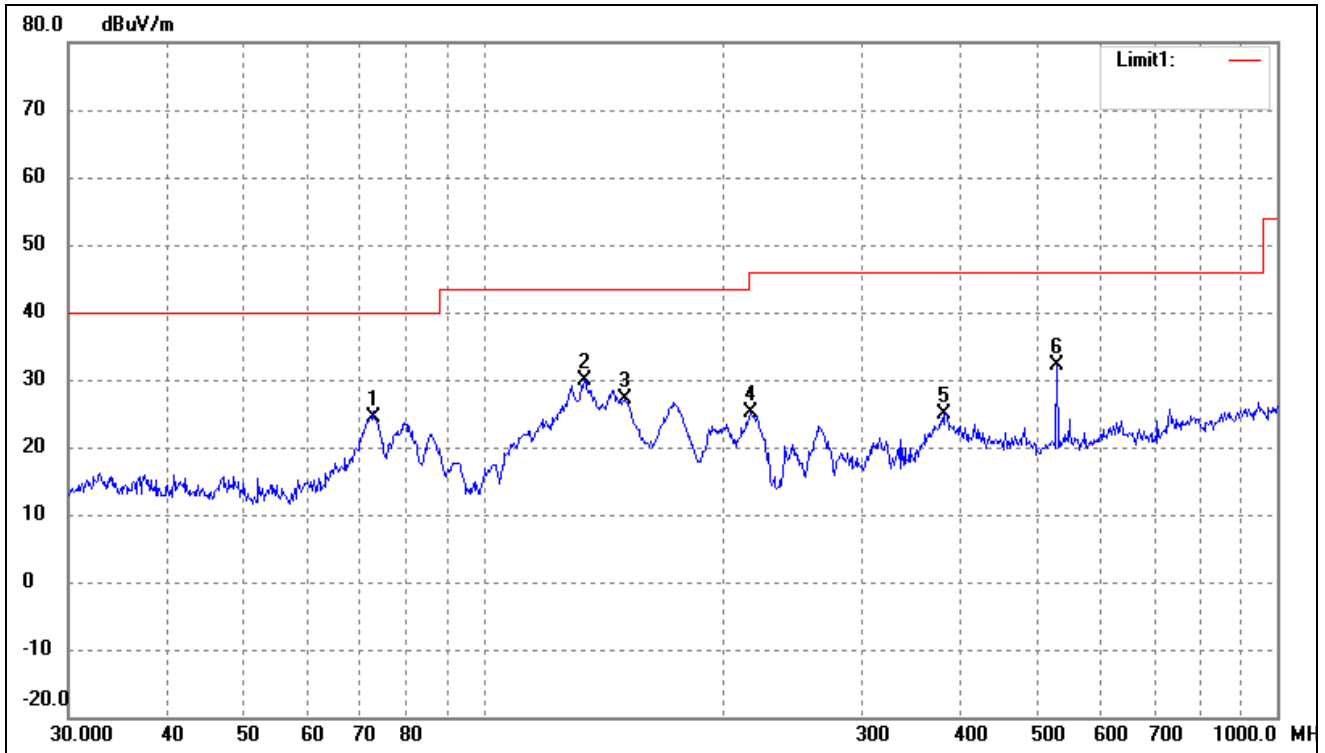
EUT: Tablets

Tested Model: TT800V

Operating Condition: TM1

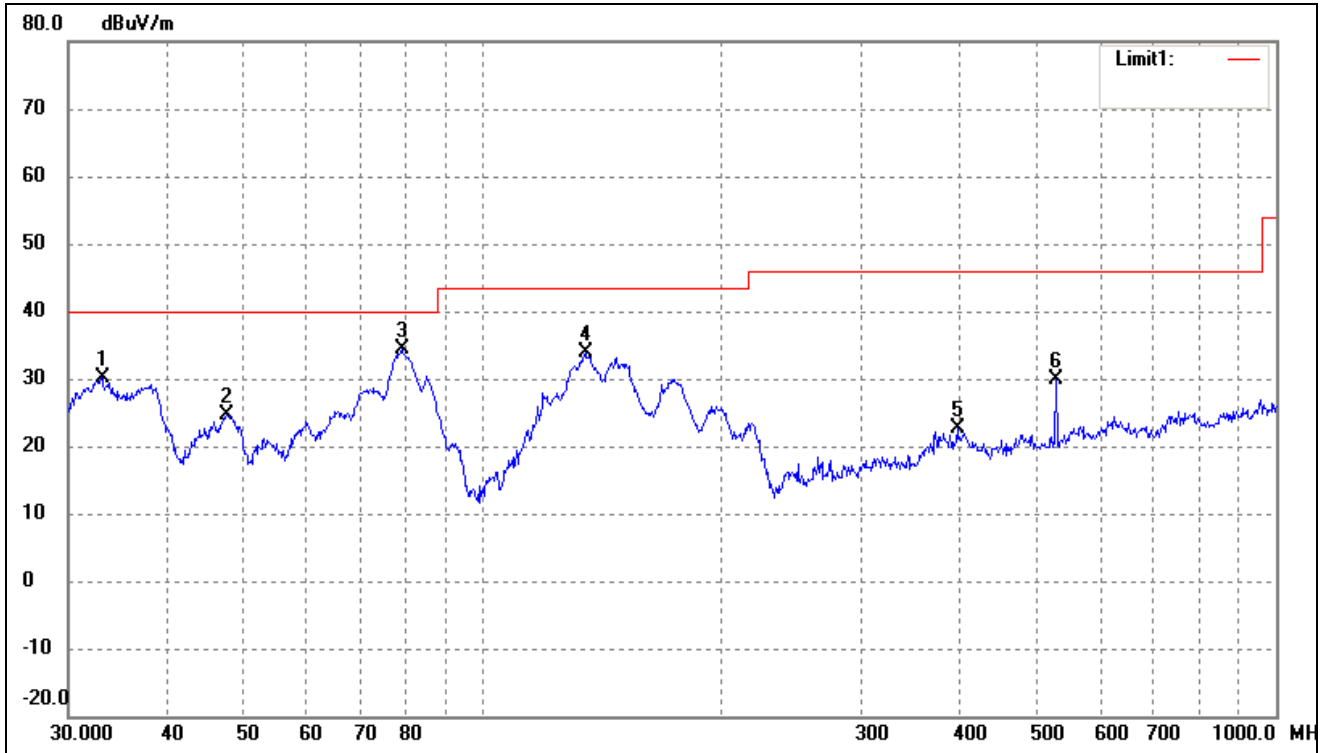
Comment: AC 120V/60Hz; Adapter DC 5V

Test Specification: Horizontal



| No. | Frequency (MHz) | Reading (dBuV/m) | Correct Factor(dB) | Result (dBuV/m) | Limit (dBuV/m) | Margin (dB) | Degree (°) | Height (cm) | Remark |
|-----|-----------------|------------------|--------------------|-----------------|----------------|-------------|------------|-------------|--------|
| 1 | 72.8466 | 36.85 | -12.59 | 24.26 | 40.00 | -15.74 | 182 | 100 | peak |
| 2 | 134.0882 | 42.11 | -12.23 | 29.88 | 43.50 | -13.62 | 182 | 100 | peak |
| 3 | 151.0666 | 39.51 | -12.41 | 27.10 | 43.50 | -16.40 | 180 | 100 | peak |
| 4 | 217.5443 | 34.06 | -8.81 | 25.25 | 46.00 | -20.75 | 357 | 100 | peak |
| 5 | 381.2487 | 27.12 | -2.17 | 24.95 | 46.00 | -21.05 | 355 | 100 | peak |
| 6 | 528.2458 | 34.03 | -1.85 | 32.18 | 46.00 | -13.82 | 353 | 100 | peak |

Test Specification: Vertical



| No. | Frequency (MHz) | Reading (dBuV/m) | Correct Factor(dB) | Result (dBuV/m) | Limit (dBuV/m) | Margin (dB) | Degree (°) | Height (cm) | Remark |
|-----|-----------------|------------------|--------------------|-----------------|----------------|-------------|------------|-------------|--------|
| 1 | 33.0950 | 39.78 | -9.53 | 30.25 | 40.00 | -9.75 | 180 | 100 | peak |
| 2 | 47.4918 | 32.88 | -8.16 | 24.72 | 40.00 | -15.28 | 180 | 100 | peak |
| 3 | 78.9652 | 46.35 | -12.07 | 34.28 | 40.00 | -5.72 | 357 | 100 | peak |
| 4 | 134.5592 | 46.05 | -12.25 | 33.80 | 43.50 | -9.70 | 356 | 100 | peak |
| 5 | 396.2415 | 25.62 | -2.95 | 22.67 | 46.00 | -23.33 | 28 | 100 | peak |
| 6 | 528.2458 | 31.69 | -1.85 | 29.84 | 46.00 | -16.16 | 187 | 100 | peak |

Plot of Radiated Emissions Test Data

Car charging Adaptor

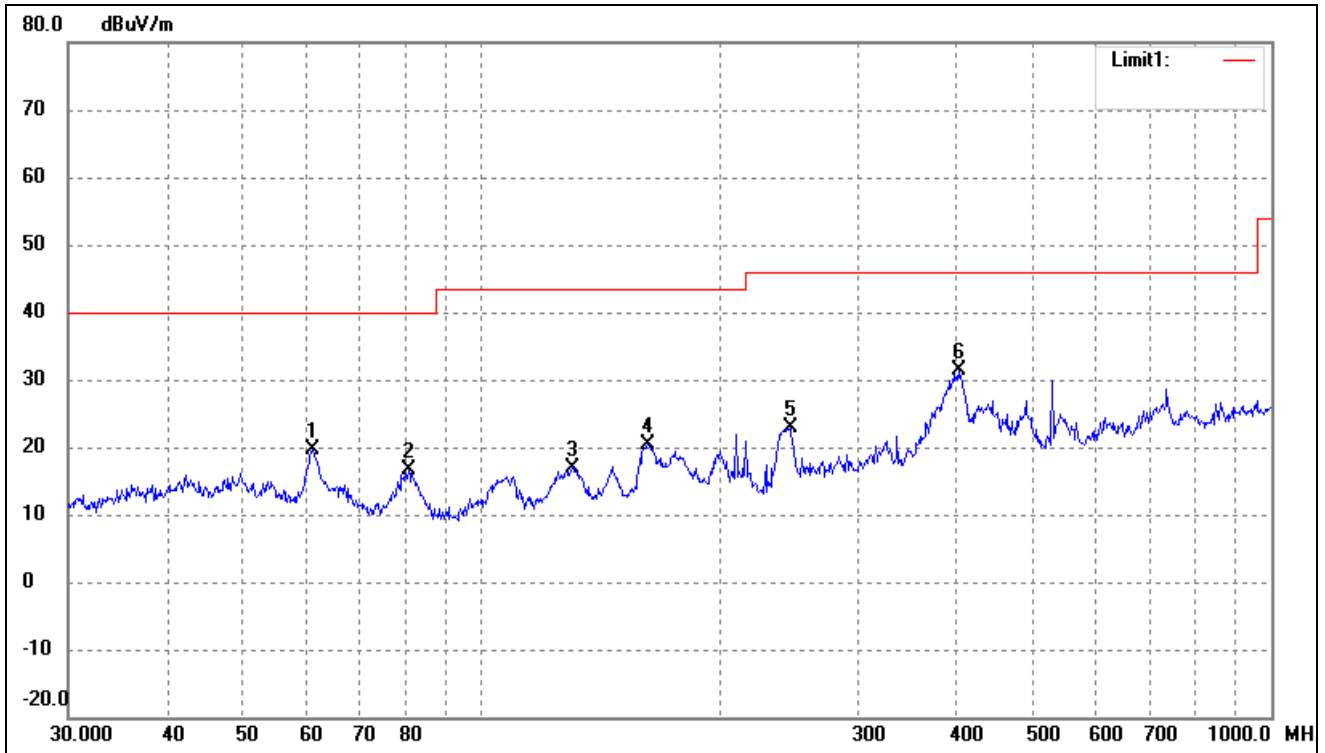
EUT: Tablets

Tested Model: TT800V

Operating Condition: TM1

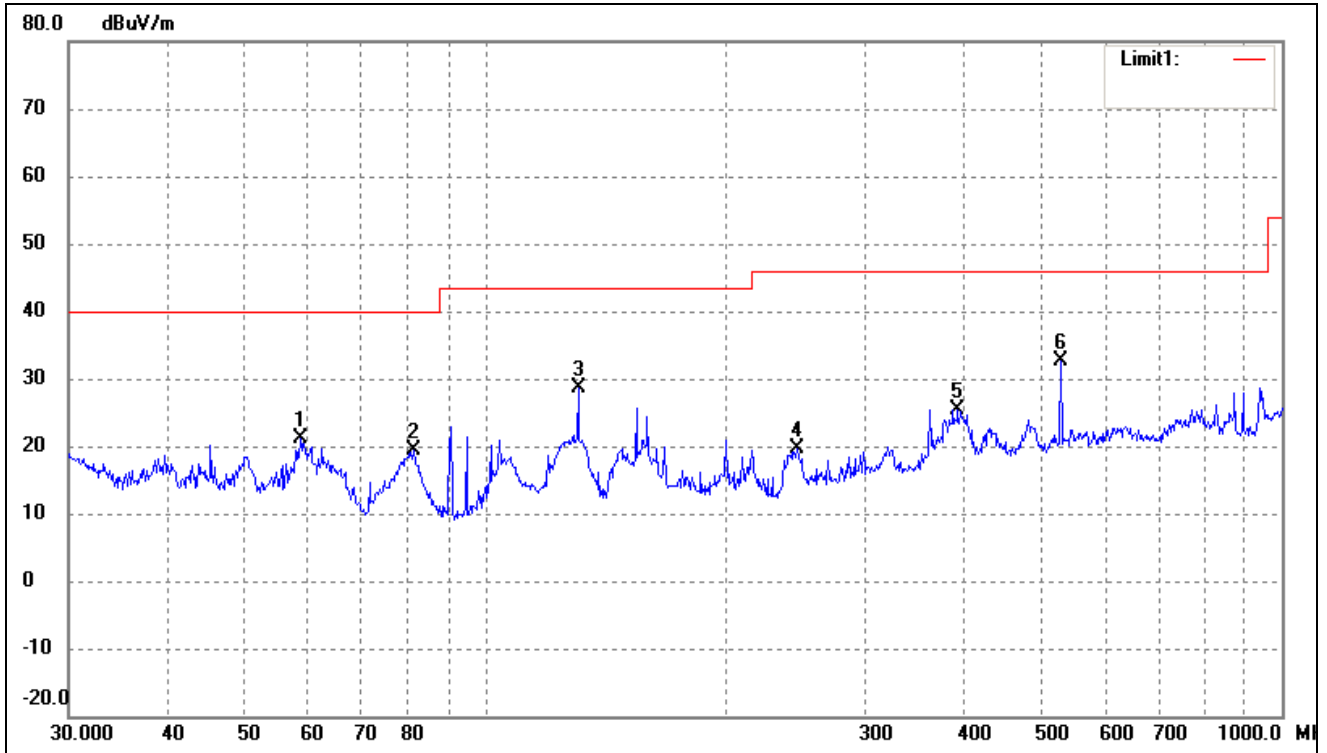
Comment: DC 5V

Test Specification: Horizontal



| No. | Frequency (MHz) | Reading (dBuV/m) | Correct Factor(dB) | Result (dBuV/m) | Limit (dBuV/m) | Margin (dB) | Degree (°) | Height (cm) | Remark |
|-----|--------------------|---------------------|-----------------------|--------------------|-------------------|----------------|-----------------|----------------|--------|
| 1 | 61.1316 | 29.46 | -9.94 | 19.52 | 40.00 | -20.48 | 182 | 100 | peak |
| 2 | 80.9275 | 28.68 | -12.07 | 16.61 | 40.00 | -23.39 | 180 | 100 | peak |
| 3 | 130.3789 | 29.02 | -12.02 | 17.00 | 43.50 | -26.50 | 36 | 100 | peak |
| 4 | 162.6106 | 32.51 | -12.15 | 20.36 | 43.50 | -23.14 | 15 | 10 | peak |
| 5 | 245.9509 | 30.73 | -7.91 | 22.82 | 46.00 | -23.18 | 197 | 100 | peak |
| 6 | 401.8385 | 34.66 | -3.18 | 31.48 | 46.00 | -14.52 | 352 | 10 | peak |

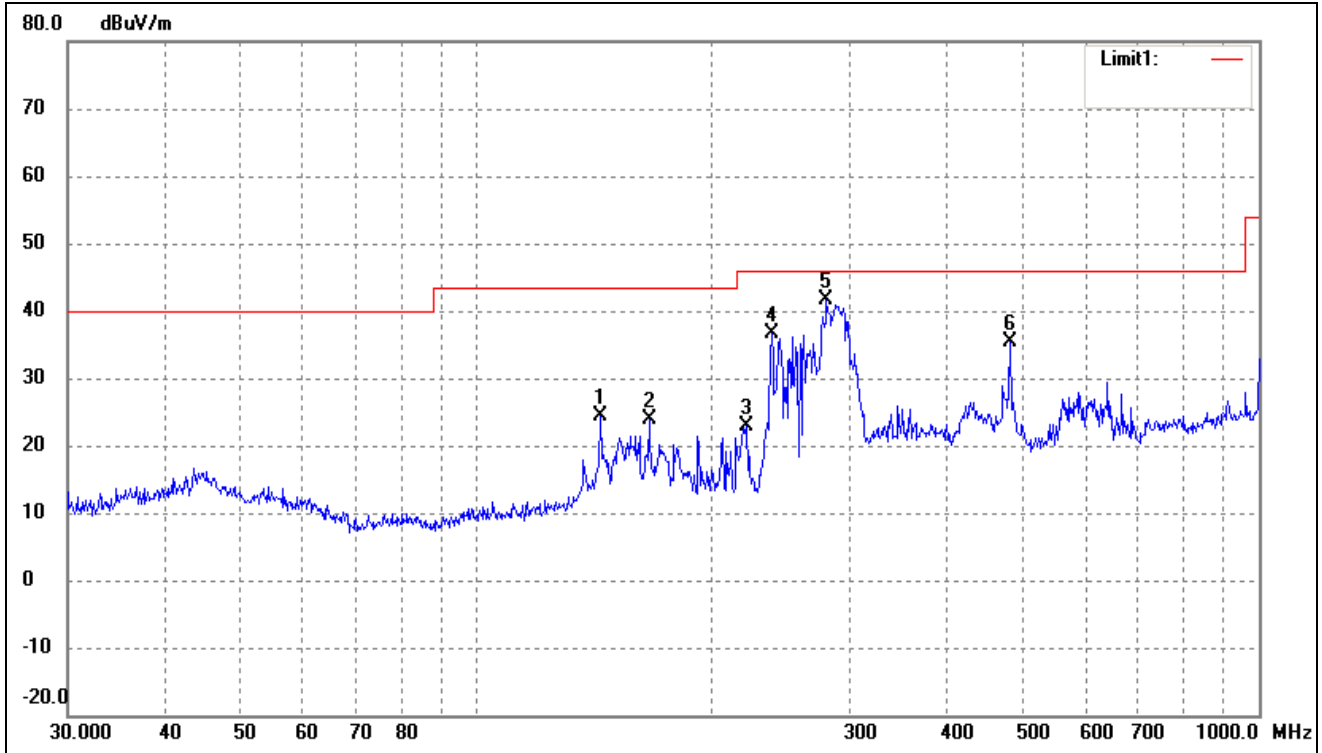
Test Specification: Vertical



| No. | Frequency (MHz) | Reading (dBuV/m) | Correct Factor(dB) | Result (dBuV/m) | Limit (dBuV/m) | Margin (dB) | Degree (°) | Height (cm) | Remark |
|-----|-----------------|------------------|--------------------|-----------------|----------------|-------------|------------|-------------|--------|
| 1 | 58.6126 | 30.53 | -9.40 | 21.13 | 40.00 | -18.87 | 180 | 100 | peak |
| 2 | 81.4970 | 31.43 | -12.13 | 19.30 | 40.00 | -20.70 | 185 | 100 | peak |
| 3 | 130.8369 | 40.75 | -12.05 | 28.70 | 43.50 | -14.80 | 178 | 100 | peak |
| 4 | 246.8149 | 27.43 | -7.84 | 19.59 | 46.00 | -26.41 | 357 | 100 | peak |
| 5 | 392.0951 | 28.20 | -2.73 | 25.47 | 46.00 | -20.53 | 289 | 100 | peak |
| 6 | 528.2458 | 34.45 | -1.85 | 32.60 | 46.00 | -13.40 | 355 | 100 | peak |

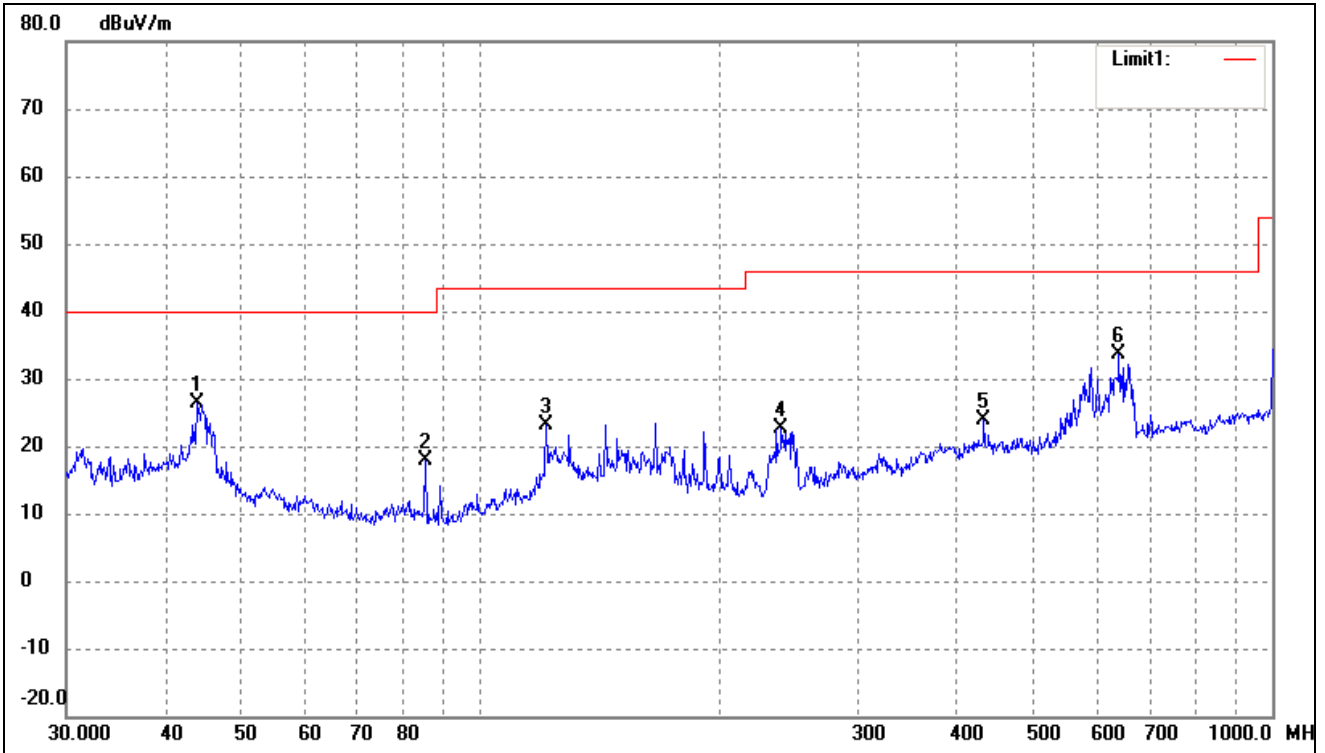
Plot of Radiated Emissions Test Data

EUT: Tablets
 Tested Model: TT800V
 Operating Condition: TM2
 Comment: USB: DC5V
 Test Specification: Horizontal



| No. | Frequency (MHz) | Reading (dBuV/m) | Correct Factor(dB) | Result (dBuV/m) | Limit (dBuV/m) | Margin (dB) | Degree (°) | Height (cm) | Remark |
|-----|-----------------|------------------|--------------------|-----------------|----------------|-------------|------------|-------------|--------|
| 1 | 143.8295 | 36.90 | -12.51 | 24.39 | 43.50 | -19.11 | 185 | 100 | peak |
| 2 | 166.0680 | 35.87 | -12.00 | 23.87 | 43.50 | -19.63 | 165 | 100 | peak |
| 3 | 221.3921 | 31.78 | -8.80 | 22.98 | 46.00 | -23.02 | 287 | 100 | peak |
| 4 | 238.3102 | 44.89 | -8.38 | 36.51 | 46.00 | -9.49 | 354 | 100 | peak |
| 5 | 280.0238 | 47.68 | -6.10 | 41.58 | 46.00 | -4.42 | 352 | 100 | peak |
| 6 | 480.5276 | 36.46 | -1.08 | 35.38 | 46.00 | -10.62 | 182 | 100 | peak |

Test Specification: Vertical

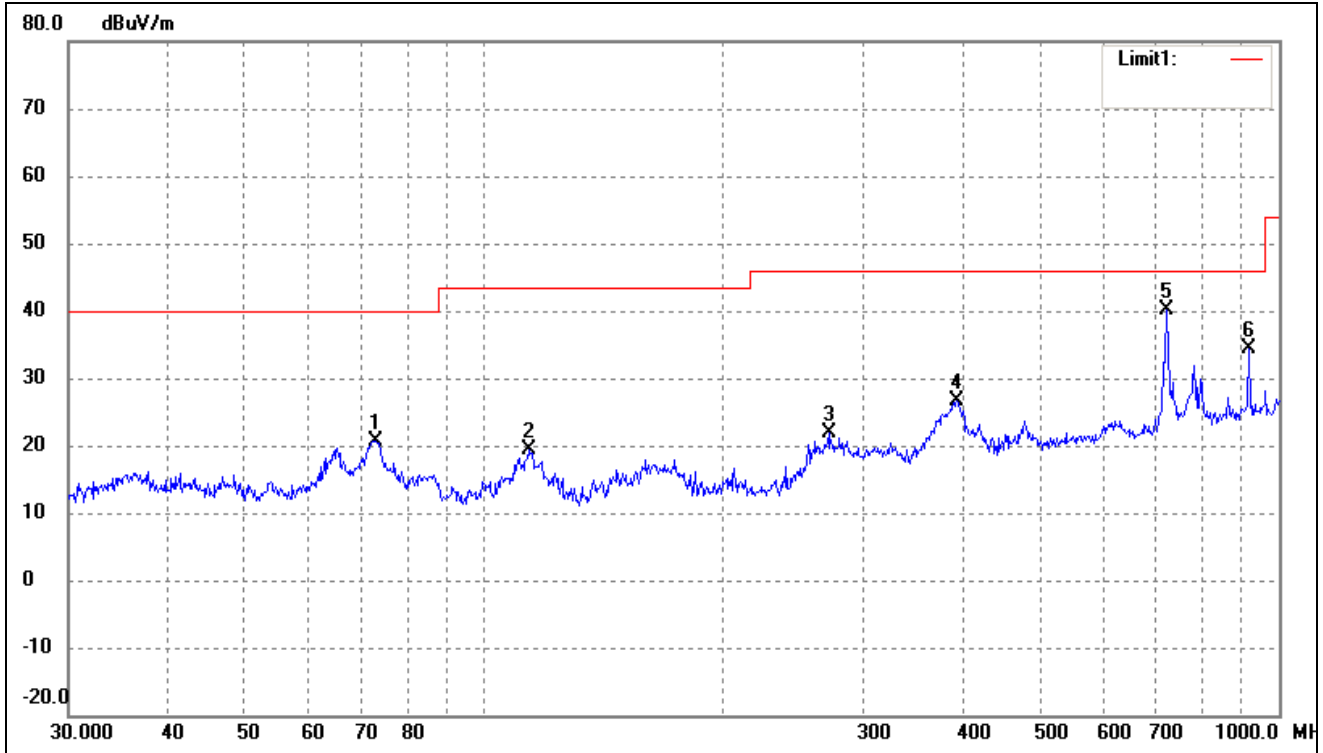


| No. | Frequency (MHz) | Reading (dBuV/m) | Correct Factor(dB) | Result (dBuV/m) | Limit (dBuV/m) | Margin (dB) | Degree (°) | Height (cm) | Remark |
|-----|-----------------|------------------|--------------------|-----------------|----------------|-------------|------------|-------------|--------|
| 1 | 43.8119 | 34.22 | -7.92 | 26.30 | 40.00 | -13.70 | 325 | 100 | peak |
| 2 | 85.2981 | 30.29 | -12.50 | 17.79 | 40.00 | -22.21 | 56 | 100 | peak |
| 3 | 121.1231 | 34.74 | -11.50 | 23.24 | 43.50 | -20.26 | 357 | 100 | peak |
| 4 | 239.9874 | 30.99 | -8.33 | 22.66 | 46.00 | -23.34 | 92 | 100 | peak |
| 5 | 432.5457 | 26.91 | -3.14 | 23.77 | 46.00 | -22.23 | 180 | 100 | peak |
| 6 | 640.6110 | 32.96 | 0.70 | 33.66 | 46.00 | -12.34 | 180 | 100 | peak |

Plot of Radiated Emissions Test Data

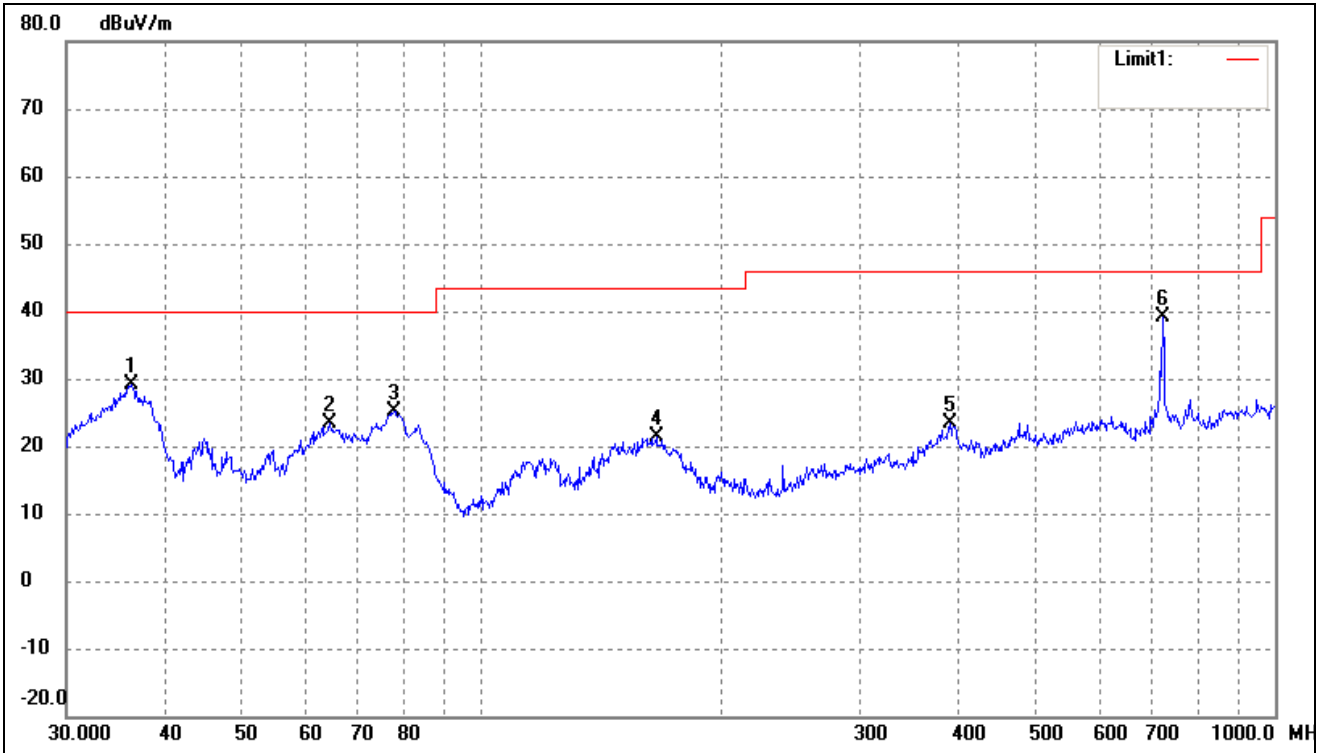
AC Power Adaptor #1:

EUT: Tablets
 Tested Model: TT800V
 Operating Condition: TM3
 Comment: AC 120V/60Hz; Adapter DC 5V
 Test Specification: Horizontal



| No. | Frequency (MHz) | Reading (dBuV/m) | Correct Factor(dB) | Result (dBuV/m) | Limit (dBuV/m) | Margin (dB) | Degree (°) | Height (cm) | Remark |
|-----|-----------------|------------------|--------------------|-----------------|----------------|-------------|------------|-------------|--------|
| 1 | 73.1025 | 33.21 | -12.57 | 20.64 | 40.00 | -19.36 | 183 | 100 | peak |
| 2 | 113.7143 | 30.56 | -11.27 | 19.29 | 43.50 | -24.21 | 189 | 100 | peak |
| 3 | 271.3246 | 28.24 | -6.47 | 21.77 | 46.00 | -24.23 | 175 | 100 | peak |
| 4 | 393.4723 | 29.51 | -2.80 | 26.71 | 46.00 | -19.29 | 350 | 100 | peak |
| 5 | 721.7259 | 39.12 | 1.06 | 40.18 | 46.00 | -5.82 | 360 | 100 | peak |
| 6 | 916.0687 | 30.72 | 3.56 | 34.28 | 46.00 | -11.72 | 358 | 100 | peak |

Test Specification: Vertical



| No. | Frequency (MHz) | Reading (dBuV/m) | Correct (dB/m) | Result (dBuV/m) | Limit (dBuV/m) | Margin (dB) | Degree (°) | Height (cm) | Remark |
|-----|-----------------|------------------|----------------|-----------------|----------------|-------------|------------|-------------|--------|
| 1 | 36.2541 | 37.88 | -8.69 | 29.19 | 40.00 | -10.81 | 360 | 100 | peak |
| 2 | 64.4331 | 34.31 | -11.02 | 23.29 | 40.00 | -16.71 | 352 | 100 | peak |
| 3 | 77.5928 | 37.37 | -12.20 | 25.17 | 40.00 | -14.83 | 185 | 100 | peak |
| 4 | 166.0680 | 33.47 | -12.00 | 21.47 | 43.50 | -22.03 | 180 | 100 | peak |
| 5 | 389.3549 | 25.86 | -2.58 | 23.28 | 46.00 | -22.72 | 156 | 100 | peak |
| 6 | 721.7259 | 37.98 | 1.06 | 39.04 | 46.00 | -6.96 | 169 | 100 | peak |

Plot of Radiated Emissions Test Data

AC Power Adaptor #2:

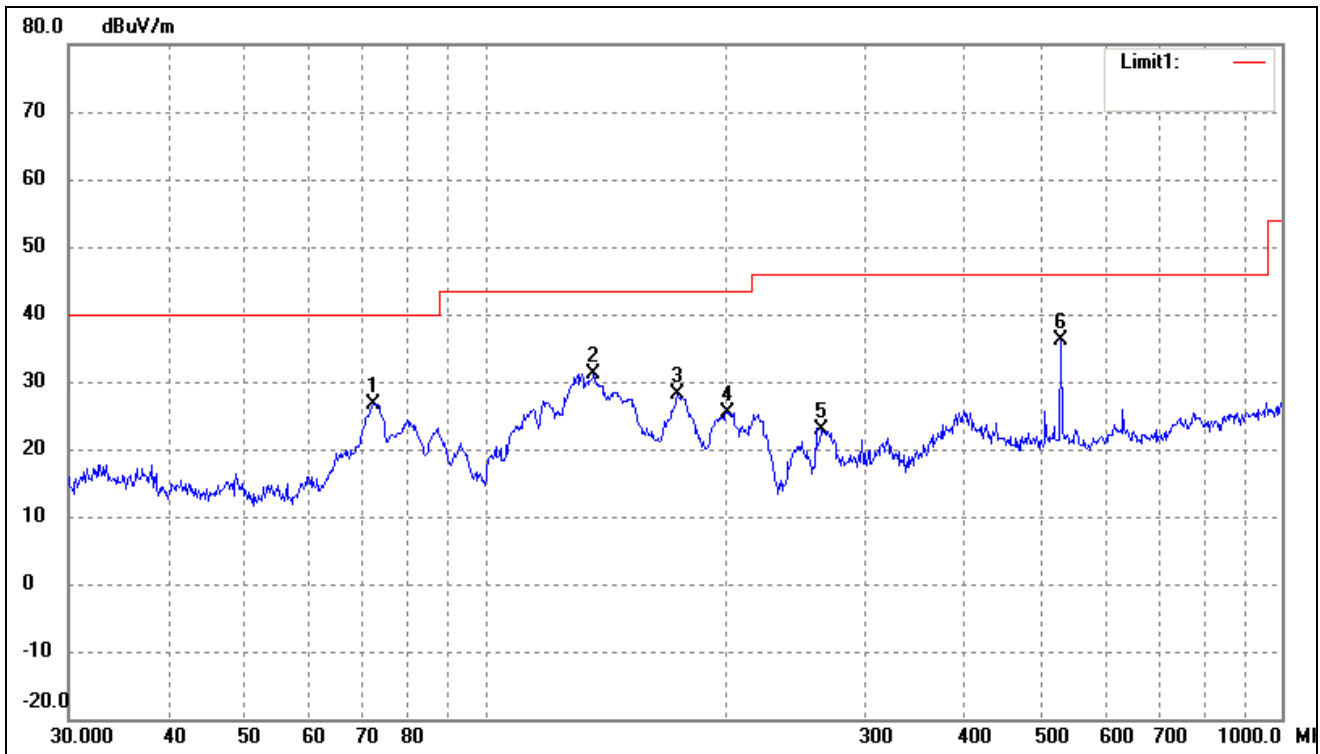
EUT: Tablets

Tested Model: TT800V

Operating Condition: TM3

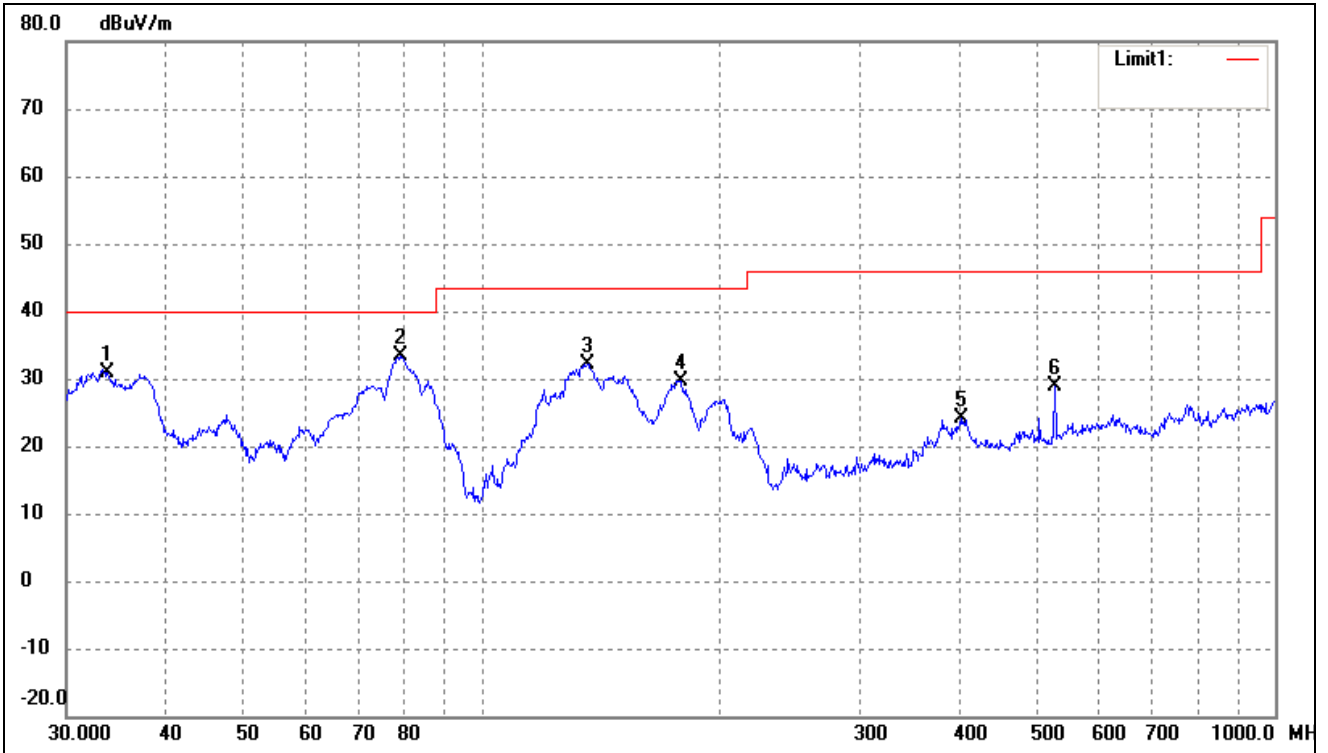
Comment: AC 120V/60Hz; Adapter DC 5V

Test Specification: Horizontal



| No. | Frequency (MHz) | Reading (dBuV/m) | Correct Factor(dB) | Result (dBuV/m) | Limit (dBuV/m) | Margin (dB) | Degree (°) | Height (cm) | Remark |
|-----|-----------------|------------------|--------------------|-----------------|----------------|-------------|------------|-------------|--------|
| 1 | 72.3376 | 39.33 | -12.64 | 26.69 | 40.00 | -13.31 | 350 | 100 | peak |
| 2 | 136.9391 | 43.62 | -12.40 | 31.22 | 43.50 | -12.28 | 355 | 100 | peak |
| 3 | 174.4241 | 39.64 | -11.61 | 28.03 | 43.50 | -15.47 | 69 | 100 | peak |
| 4 | 201.3930 | 34.15 | -8.66 | 25.49 | 43.50 | -18.01 | 180 | 100 | peak |
| 5 | 264.7457 | 29.53 | -6.76 | 22.77 | 46.00 | -23.23 | 172 | 100 | peak |
| 6 | 528.2458 | 38.06 | -1.85 | 36.21 | 46.00 | -9.79 | 190 | 100 | peak |

Test Specification: Vertical

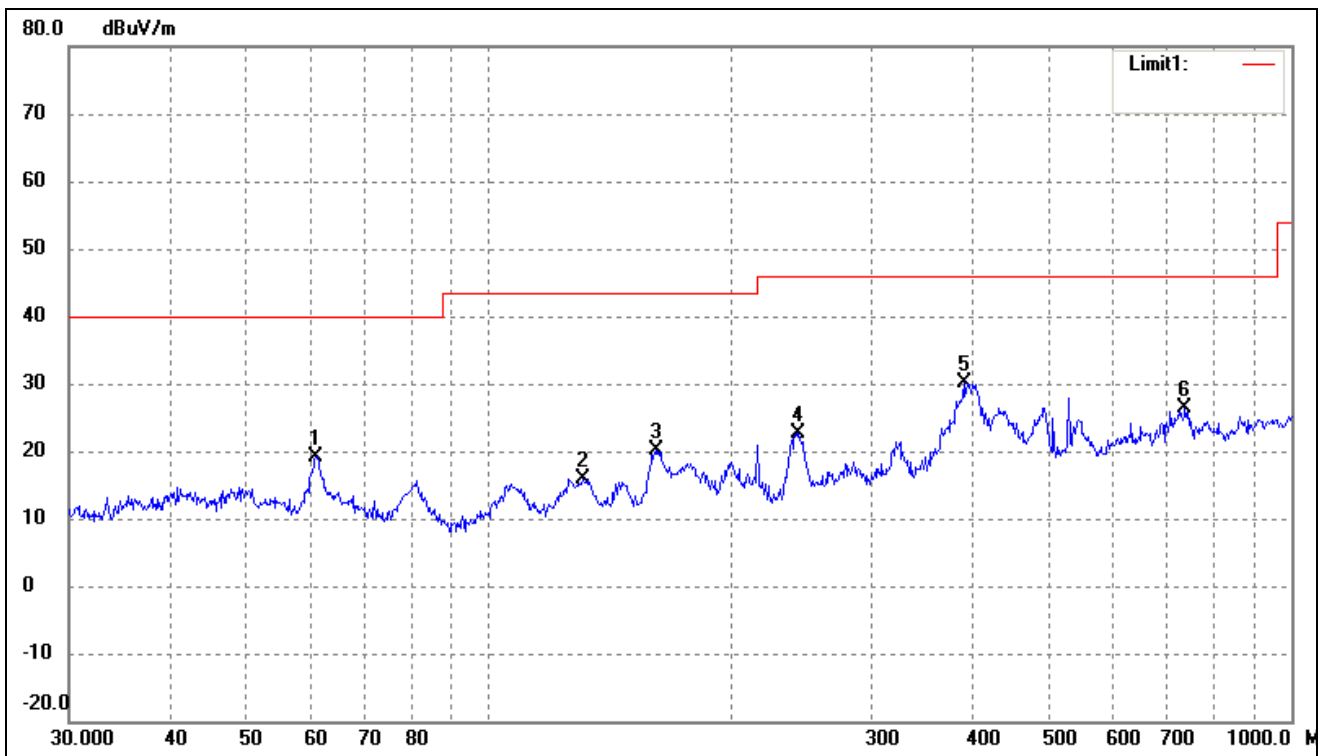


| No. | Frequency (MHz) | Reading (dBuV/m) | Correct (dB/m) | Result (dBuV/m) | Limit (dBuV/m) | Margin (dB) | Degree (°) | Height (cm) | Remark |
|-----|-----------------|------------------|----------------|-----------------|----------------|-------------|------------|-------------|--------|
| 1 | 33.7986 | 40.12 | -9.34 | 30.78 | 40.00 | -9.22 | 180 | 100 | peak |
| 2 | 78.9652 | 45.47 | -12.07 | 33.40 | 40.00 | -6.60 | 352 | 100 | peak |
| 3 | 135.9822 | 44.59 | -12.34 | 32.25 | 43.50 | -11.25 | 178 | 100 | peak |
| 4 | 178.1327 | 41.08 | -11.45 | 29.63 | 43.50 | -13.87 | 189 | 100 | peak |
| 5 | 401.8385 | 27.37 | -3.18 | 24.19 | 46.00 | -21.81 | 27 | 100 | peak |
| 6 | 528.2458 | 30.82 | -1.85 | 28.97 | 46.00 | -17.03 | 350 | 100 | peak |

Plot of Radiated Emissions Test Data

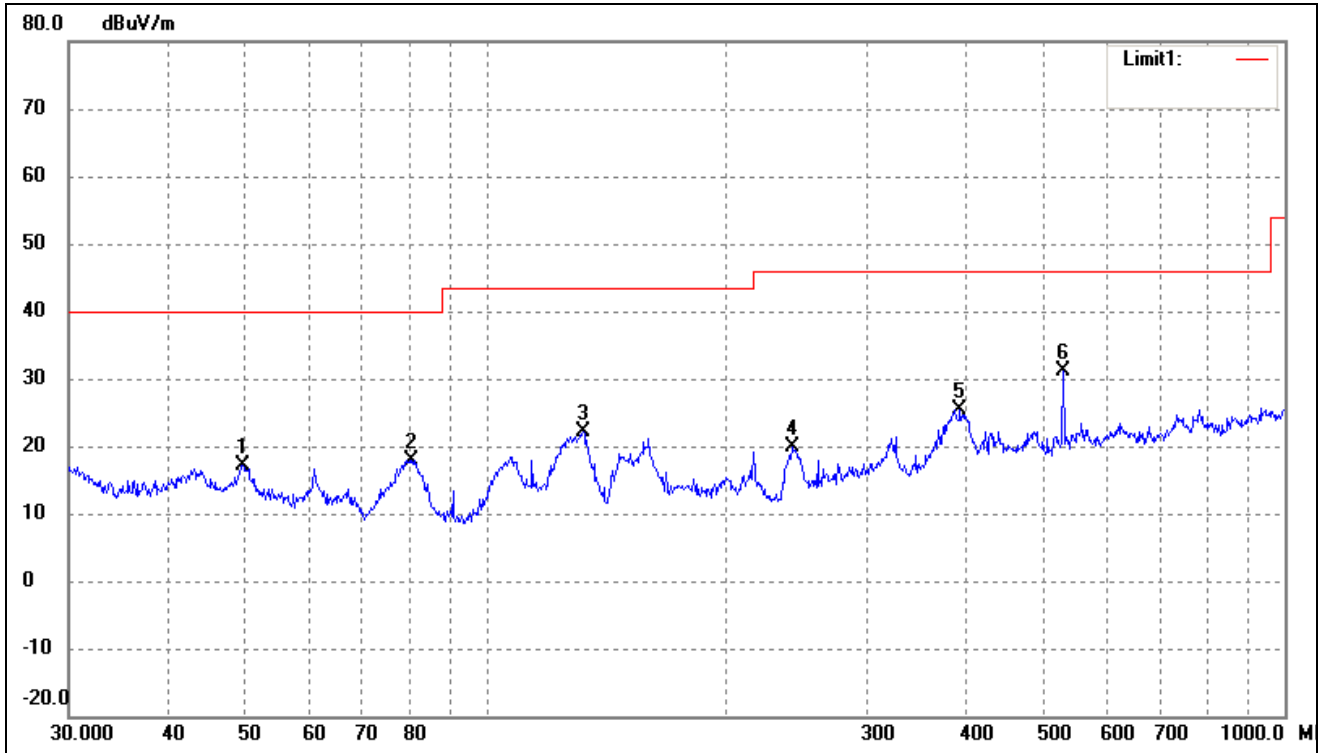
Car charging Adaptor

EUT: Tablets
 Tested Model: TT800V
 Operating Condition: TM3
 Comment: DC 5V
 Test Specification: Horizontal



| No. | Frequency (MHz) | Reading (dBuV/m) | Correct Factor(dB) | Result (dBuV/m) | Limit (dBuV/m) | Margin (dB) | Degree (°) | Height (cm) | Remark |
|-----|-----------------|------------------|--------------------|-----------------|----------------|-------------|------------|-------------|--------|
| 1 | 60.9176 | 29.11 | -9.87 | 19.24 | 40.00 | -20.76 | 185 | 100 | peak |
| 2 | 130.8369 | 28.00 | -12.05 | 15.95 | 43.50 | -27.55 | 278 | 100 | peak |
| 3 | 161.4742 | 32.37 | -12.20 | 20.17 | 43.50 | -23.33 | 180 | 100 | peak |
| 4 | 243.3772 | 30.74 | -8.10 | 22.64 | 46.00 | -23.36 | 185 | 100 | peak |
| 5 | 390.7226 | 32.87 | -2.66 | 30.21 | 46.00 | -15.79 | 357 | 100 | peak |
| 6 | 737.0714 | 24.31 | 1.95 | 26.26 | 46.00 | -19.74 | 355 | 100 | peak |

Test Specification: Vertical



| No. | Frequency (MHz) | Reading (dBuV/m) | Correct (dB/m) | Result (dBuV/m) | Limit (dBuV/m) | Margin (dB) | Degree (°) | Height (cm) | Remark |
|-----|-----------------|------------------|----------------|-----------------|----------------|-------------|------------|-------------|--------|
| 1 | 49.5328 | 25.49 | -8.29 | 17.20 | 40.00 | -22.80 | 180 | 100 | peak |
| 2 | 80.6442 | 30.00 | -12.05 | 17.95 | 40.00 | -22.05 | 196 | 100 | peak |
| 3 | 132.2206 | 34.28 | -12.13 | 22.15 | 43.50 | -21.35 | 352 | 100 | peak |
| 4 | 241.6763 | 28.15 | -8.20 | 19.95 | 46.00 | -26.05 | 308 | 100 | peak |
| 5 | 392.0951 | 28.14 | -2.73 | 25.41 | 46.00 | -20.59 | 355 | 100 | peak |
| 6 | 528.2458 | 33.08 | -1.85 | 31.23 | 46.00 | -14.77 | 321 | 100 | peak |

Note: Testing is carried out with frequency rang 30Hz to the 6GHz, which above 1GHz is close to the noise base even antenna close up to 1meter distance according the measurement of ANSI C63.4.

***** END OF REPORT *****