

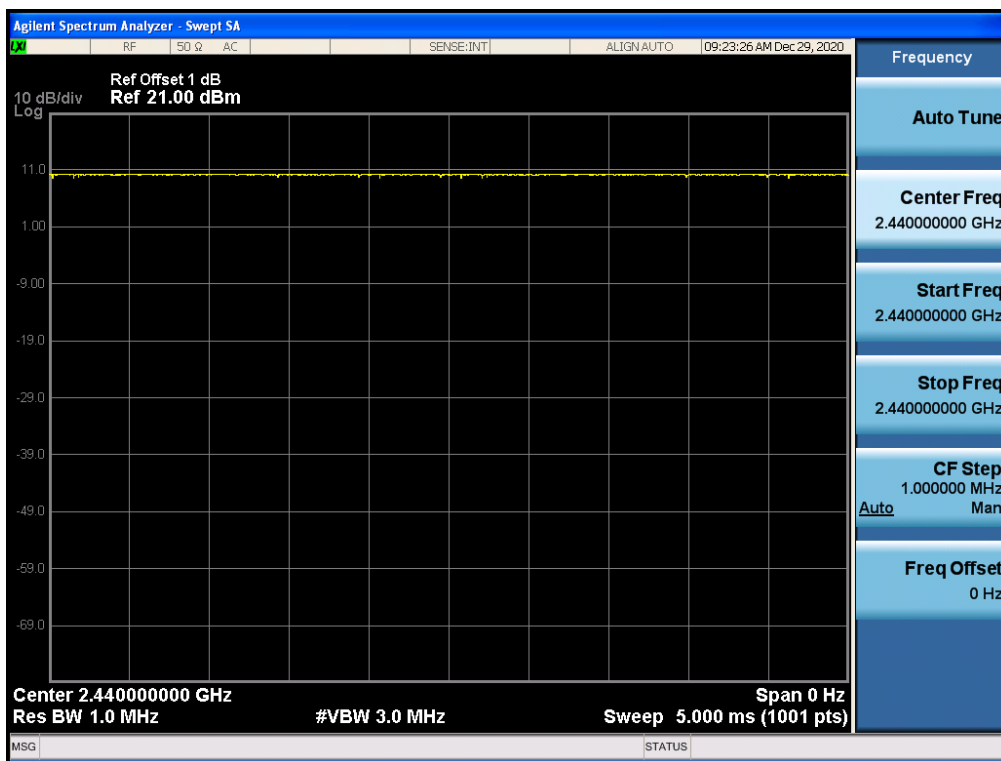
4.4.4 Test Data

Test Mode	Tx On (us)	Tx Off (us)	VBW (kHz)	Tx On + Tx Off (us)	Duty Cycle (%)
Mode 1	--	--	--	--	100
Mode 2	--	--	--	--	100
Mode 3	--	--	--	--	100
Mode 4	--	--	--	--	100

Note 1: T means the minimum transmission duration over which the transmitter is on and is transmitting at its maximum power control level for the tested mode of operation.

Note 2: According to KDB 558074, when test for Radiated Emission Band Edge and Radiated Emission, for average detector set: $VBW \geq 1/T$ will be used.

Mode 1 CH19 2440MHz



4.5 Radiated Emission Band Edge	VERDICT: PASS
----------------------------------------	----------------------

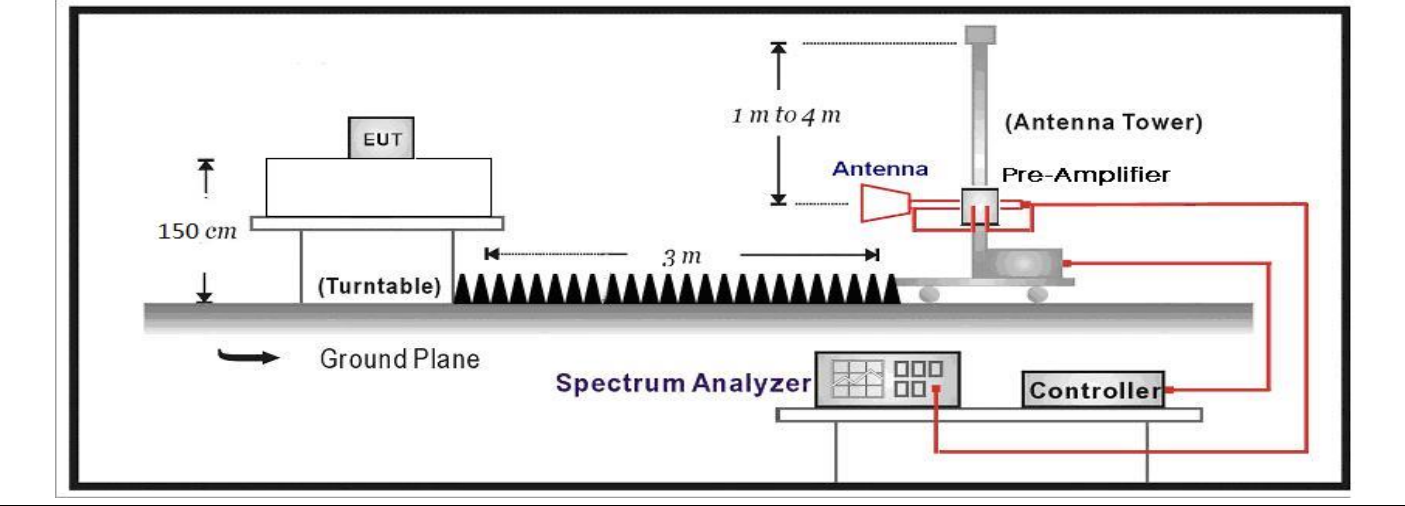
4.5.1 Limit

Standard		FCC Part 15 Subpart C Paragraph 15.247(d) , 15.209		
Frequency bands (MHz)	Detector	Limit (dBμV/m)	RBW (MHz)	Distance (m)
2310-2390	PK	74	1	3
2483.5-2500	AV	54	1	3

Note: The field strength of emissions appearing within these frequency bands shall not exceed the limits.

4.5.2 Test Setup

Above 1GHz Test Setup:



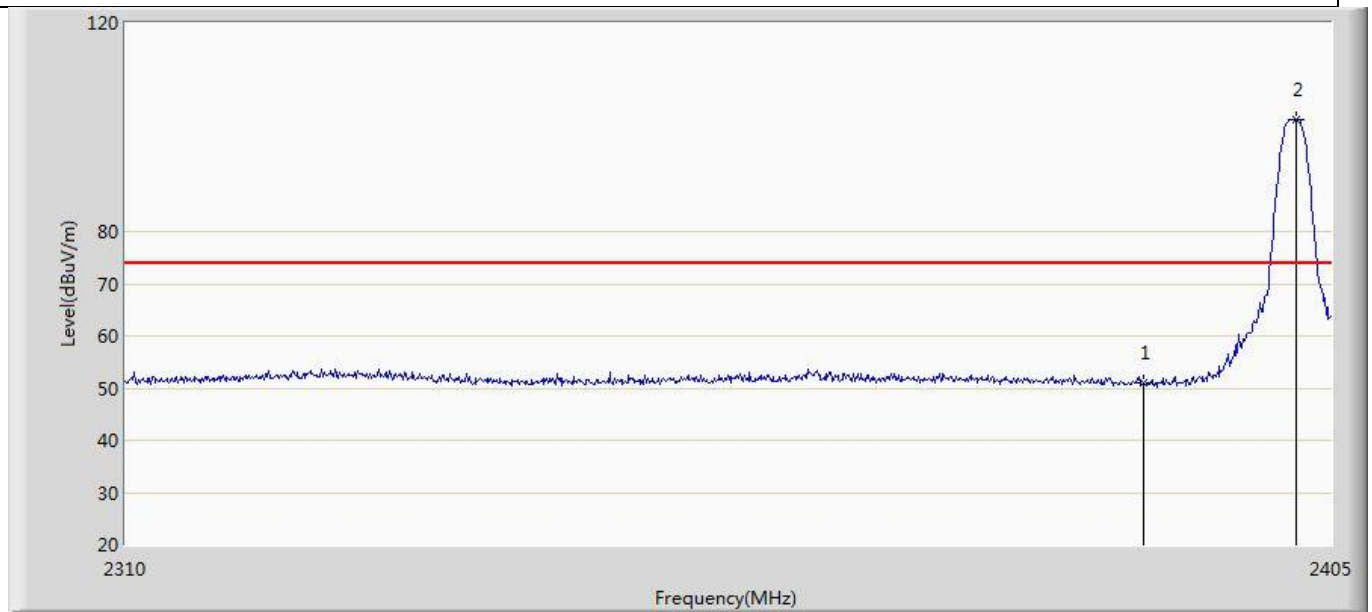
4.5.3 Test Procedure

	References Rule	Chapter	Description
<input checked="" type="checkbox"/>	ANSI C63.10	6.10	Band-edge testing
	<input checked="" type="checkbox"/> ANSI C63.10	6.10.5	Restricted-band band-edge measurements
	<input type="checkbox"/> ANSI C63.10	6.10.6	Marker-delta method
<input checked="" type="checkbox"/>	ANSI C63.10	11.12	Emissions in restricted frequency bands
	<input checked="" type="checkbox"/> ANSI C63.10	11.12.1	Radiated emission measurements
	<input checked="" type="checkbox"/> ANSI C63.10	11.12.2.7	Radiated spurious emission test
<input type="checkbox"/>	ANSI C63.10	6.4	Radiated emissions from unlicensed wireless devices below 30 MHz
<input type="checkbox"/>	ANSI C63.10	6.5	Radiated emissions from unlicensed wireless devices in the frequency range of 30 MHz to 1000 MHz
<input checked="" type="checkbox"/>	ANSI C63.10	6.6	Radiated emissions from unlicensed wireless devices above 1 GHz

4.5.4 Test Data

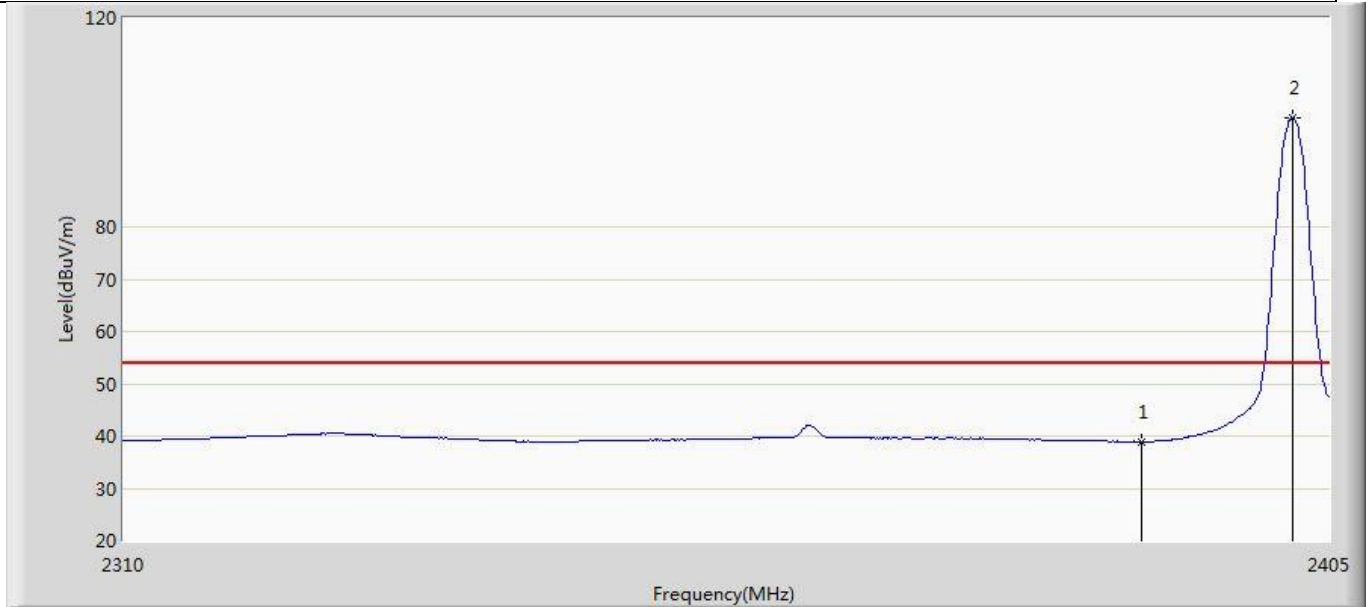
Crystal oscillator #1:

Profile: 20C0209R	Page No.: 9
Engineer: YULIU	
Site: AC5	Time: 2020/12/29 - 22:29
Limit: FCC_Part15.209_RE(3m)	Margin: 0
Probe: Horn_3117_00167055(1-18GHz)	Polarity: Horizontal
EUT: LED Lamp	Power: AC 120V/60Hz
Note: Mode 1: Transmit at 2402MHz	



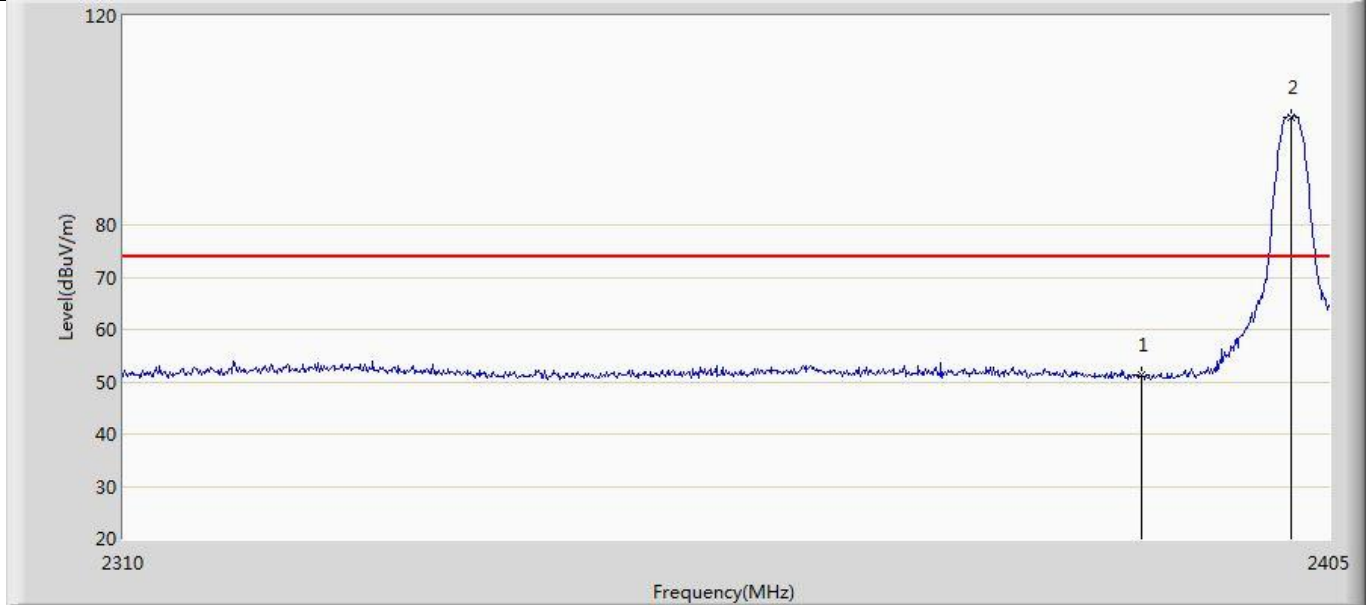
No	Mark	Frequency (MHz)	Measure Level (dBuV/m)	Reading Level (dBuV)	Over Limit (dB)	Limit (dBuV/m)	Factor (dB)	Type
1		2390.000	50.901	15.157	-23.099	74.000	35.745	PK
2	*	2402.150	101.557	65.478	27.557	74.000	36.079	PK

Profile: 20C0209R	Page No.: 10
Engineer: YULIU	
Site: AC5	Time: 2020/12/29 - 22:30
Limit: FCC_Part15.209_RE(3m)	Margin: 0
Probe: Horn_3117_00167055(1-18GHz)	Polarity: Horizontal
EUT: LED Lamp	Power: AC 120V/60Hz
Note: Mode 1:Transmit at 2402MHz	



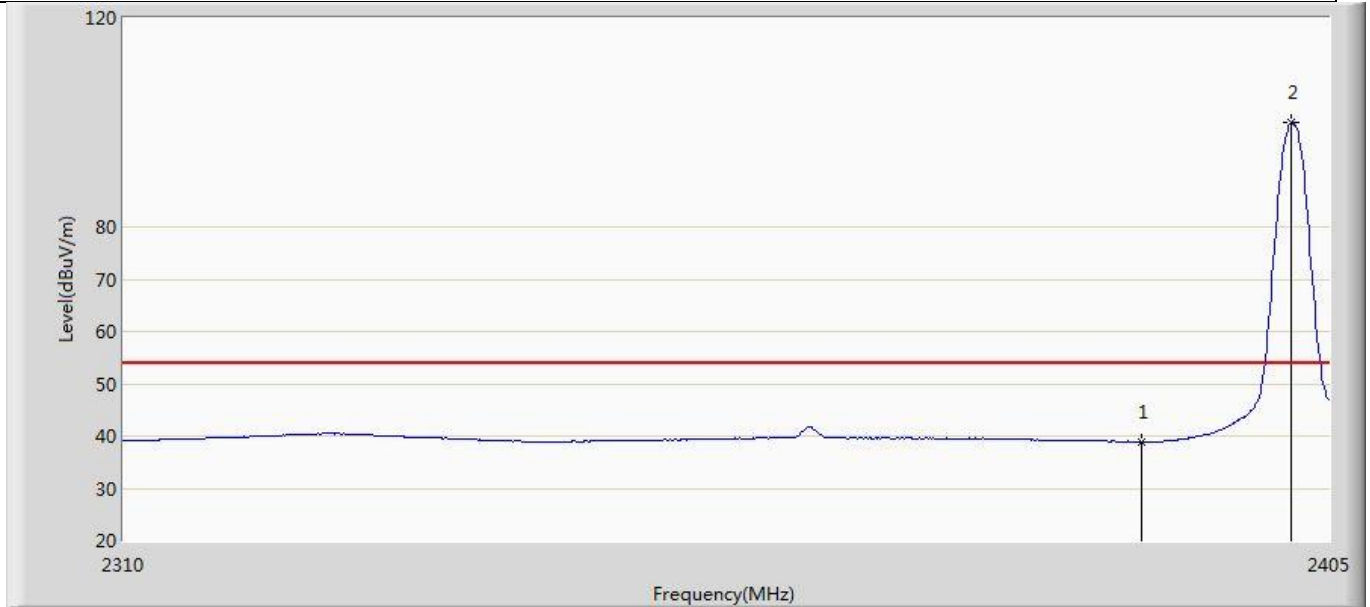
No	Mark	Frequency (MHz)	Measure Level (dBuV/m)	Reading Level (dBuV)	Over Limit (dB)	Limit (dBuV/m)	Factor (dB)	Type
1		2390.000	38.810	3.066	-15.190	54.000	35.745	AV
2	*	2402.055	100.977	64.905	46.977	54.000	36.071	AV

Profile: 20C0209R	Page No.: 11
Engineer: YULIU	
Site: AC5	Time: 2020/12/29 - 22:36
Limit: FCC_Part15.209_RE(3m)	Margin: 0
Probe: Horn_3117_00167055(1-18GHz)	Polarity: Vertical
EUT: LED Lamp	Power: AC 120V/60Hz
Note: Mode 1:Transmit at 2402MHz	



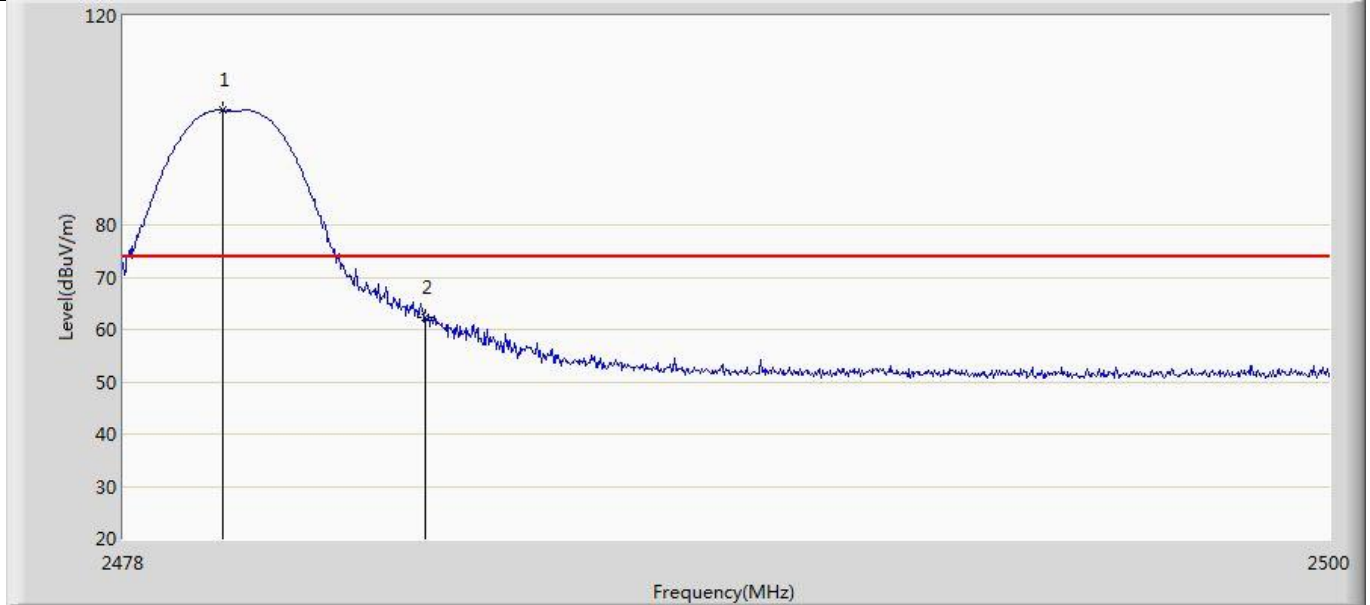
No	Mark	Frequency (MHz)	Measure Level (dBuV/m)	Reading Level (dBuV)	Over Limit (dB)	Limit (dBuV/m)	Factor (dB)	Type
1		2390.000	51.393	15.649	-22.607	74.000	35.745	PK
2	*	2401.960	100.675	64.610	26.675	74.000	36.064	PK

Profile: 20C0209R	Page No.: 12
Engineer: YULIU	
Site: AC5	Time: 2020/12/29 - 22:37
Limit: FCC_Part15.209_RE(3m)	Margin: 0
Probe: Horn_3117_00167055(1-18GHz)	Polarity: Vertical
EUT: LED Lamp	Power: AC 120V/60Hz
Note: Mode 1:Transmit at 2402MHz	



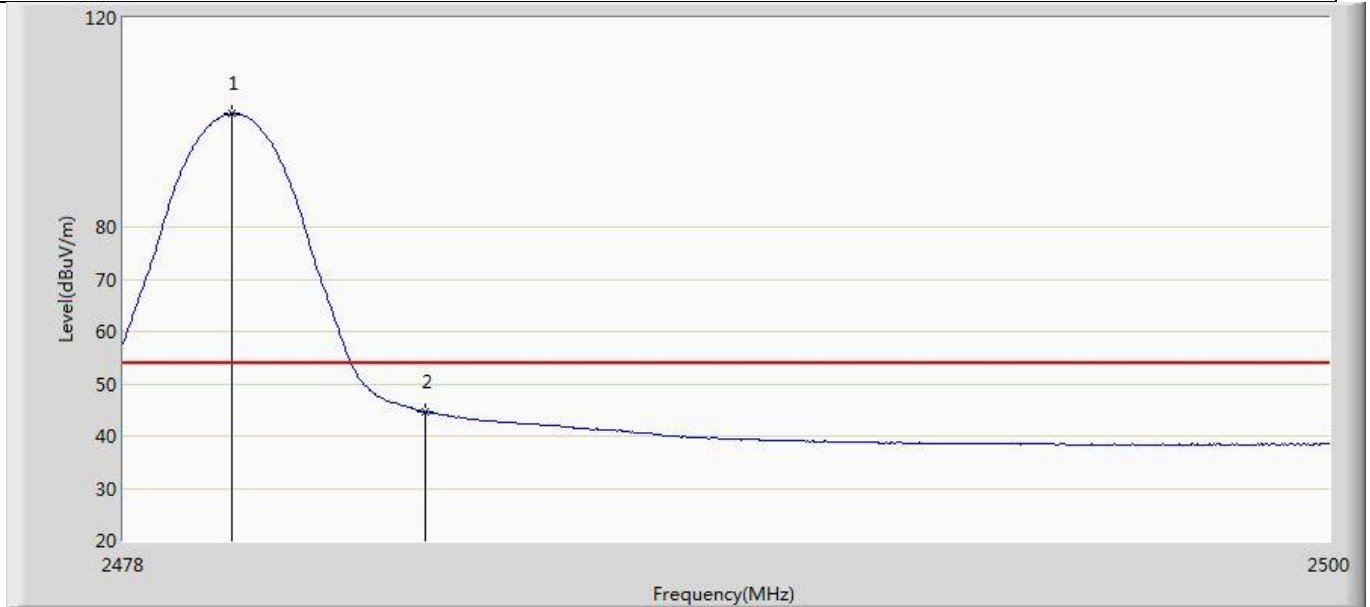
No	Mark	Frequency (MHz)	Measure Level (dBuV/m)	Reading Level (dBuV)	Over Limit (dB)	Limit (dBuV/m)	Factor (dB)	Type
1		2390.000	38.901	3.157	-15.099	54.000	35.745	AV
2	*	2401.960	100.057	63.992	46.057	54.000	36.064	AV

Profile: 20C0209R	Page No.: 25
Engineer: YULIU	
Site: AC5	Time: 2020/12/30 - 00:02
Limit: FCC_Part15.209_RE(3m)	Margin: 0
Probe: Horn_3117_00167055(1-18GHz)	Polarity: Horizontal
EUT: LED Lamp	Power: AC 120V/60Hz
Note: Mode 1:Transmit at 2480MHz	



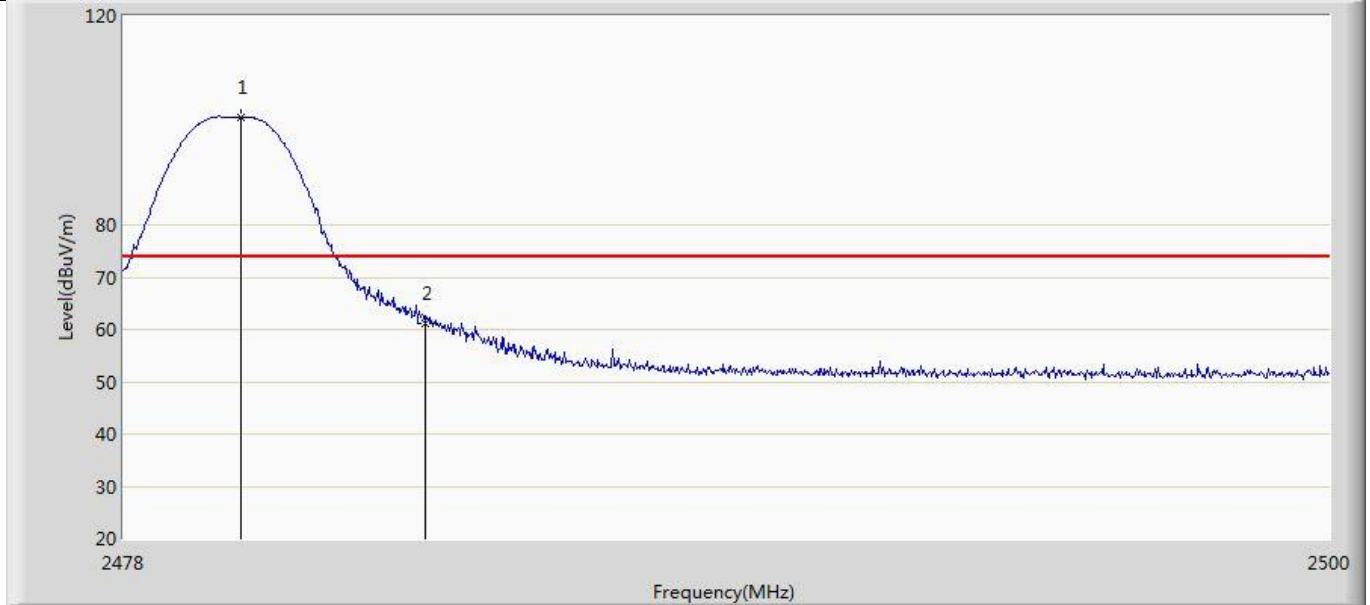
No	Mark	Frequency (MHz)	Measure Level (dBuV/m)	Reading Level (dBuV)	Over Limit (dB)	Limit (dBuV/m)	Factor (dB)	Type
1	*	2479.804	101.943	65.106	27.943	74.000	36.837	PK
2		2483.500	62.431	25.732	-11.569	74.000	36.699	PK

Profile: 20C0209R	Page No.: 26
Engineer: YULIU	
Site: AC5	Time: 2020/12/30 - 00:03
Limit: FCC_Part15.209_RE(3m)	Margin: 0
Probe: Horn_3117_00167055(1-18GHz)	Polarity: Horizontal
EUT: LED Lamp	Power: AC 120V/60Hz
Note: Mode 1:Transmit at 2480MHz	



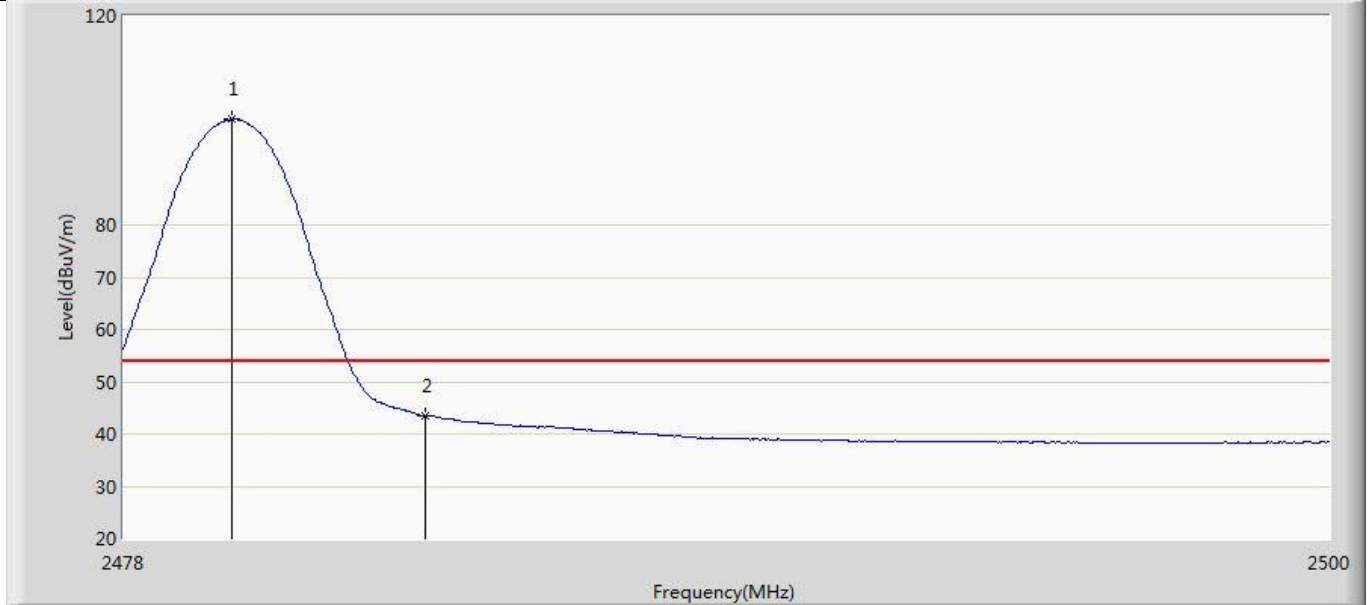
No	Mark	Frequency (MHz)	Measure Level (dBuV/m)	Reading Level (dBuV)	Over Limit (dB)	Limit (dBuV/m)	Factor (dB)	Type
1	*	2479.980	101.620	64.789	47.620	54.000	36.831	AV
2		2483.500	44.634	7.935	-9.366	54.000	36.699	AV

Profile: 20C0209R	Page No.: 27
Engineer: YULIU	
Site: AC5	Time: 2020/12/30 - 00:10
Limit: FCC_Part15.209_RE(3m)	Margin: 0
Probe: Horn_3117_00167055(1-18GHz)	Polarity: Vertical
EUT: LED Lamp	Power: AC 120V/60Hz
Note: Mode 1:Transmit at 2480MHz	



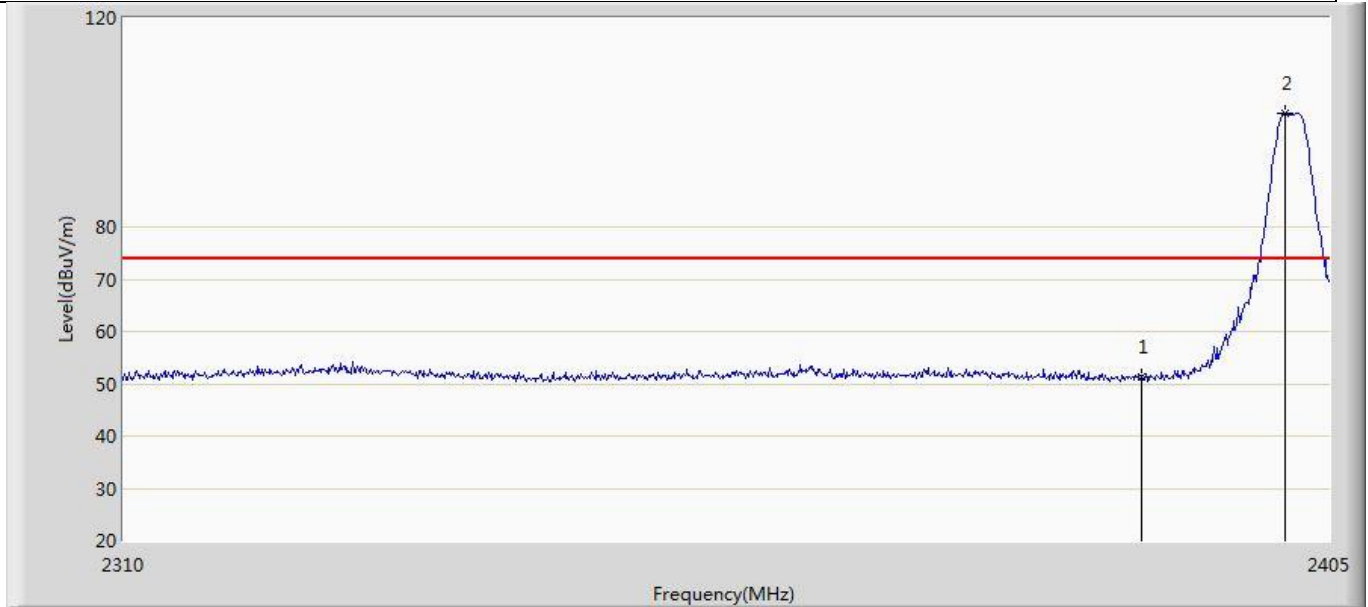
No	Mark	Frequency (MHz)	Measure Level (dBuV/m)	Reading Level (dBuV)	Over Limit (dB)	Limit (dBuV/m)	Factor (dB)	Type
1	*	2480.134	100.601	63.776	26.601	74.000	36.825	PK
2		2483.500	61.200	24.501	-12.800	74.000	36.699	PK

Profile: 20C0209R	Page No.: 28
Engineer: YULIU	
Site: AC5	Time: 2020/12/30 - 00:11
Limit: FCC_Part15.209_RE(3m)	Margin: 0
Probe: Horn_3117_00167055(1-18GHz)	Polarity: Vertical
EUT: LED Lamp	Power: AC 120V/60Hz
Note: Mode 1:Transmit at 2480MHz	



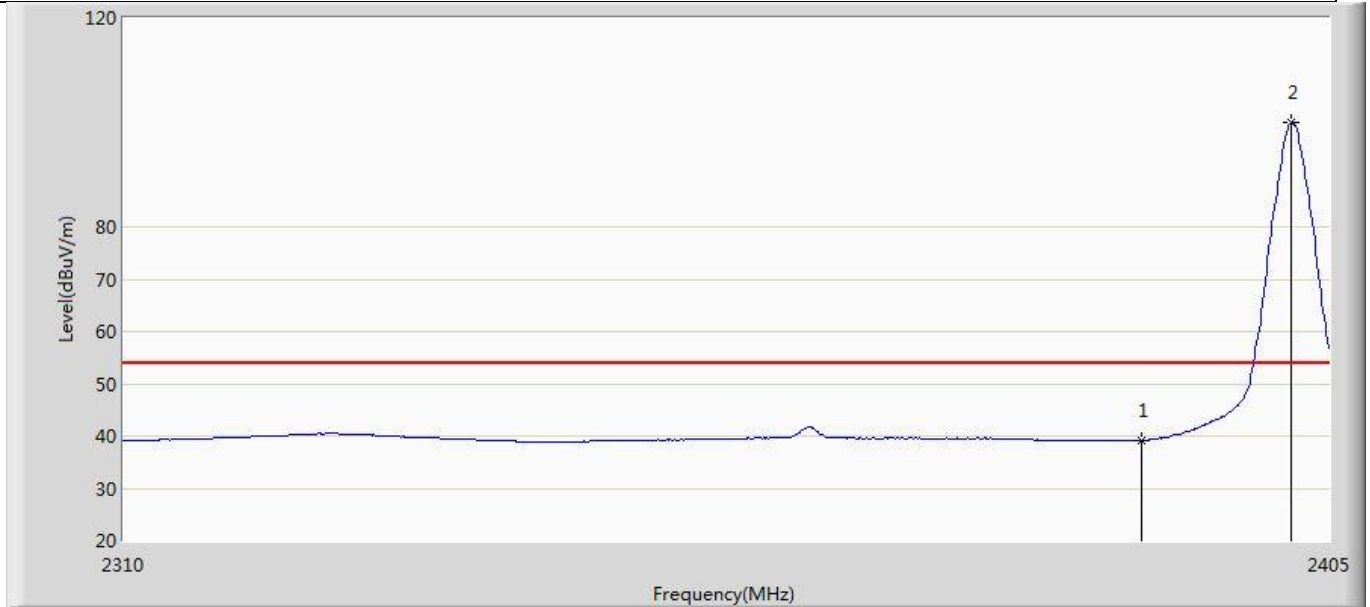
No	Mark	Frequency (MHz)	Measure Level (dBuV/m)	Reading Level (dBuV)	Over Limit (dB)	Limit (dBuV/m)	Factor (dB)	Type
1	*	2479.980	100.175	63.344	46.175	54.000	36.831	AV
2		2483.500	43.550	6.851	-10.450	54.000	36.699	AV

Profile: 20C0209R	Page No.: 13
Engineer: YULIU	
Site: AC5	Time: 2020/12/29 - 22:52
Limit: FCC_Part15.209_RE(3m)	Margin: 0
Probe: Horn_3117_00167055(1-18GHz)	Polarity: Horizontal
EUT: LED Lamp	Power: AC 120V/60Hz
Note: Mode 2:Transmit at 2402MHz	



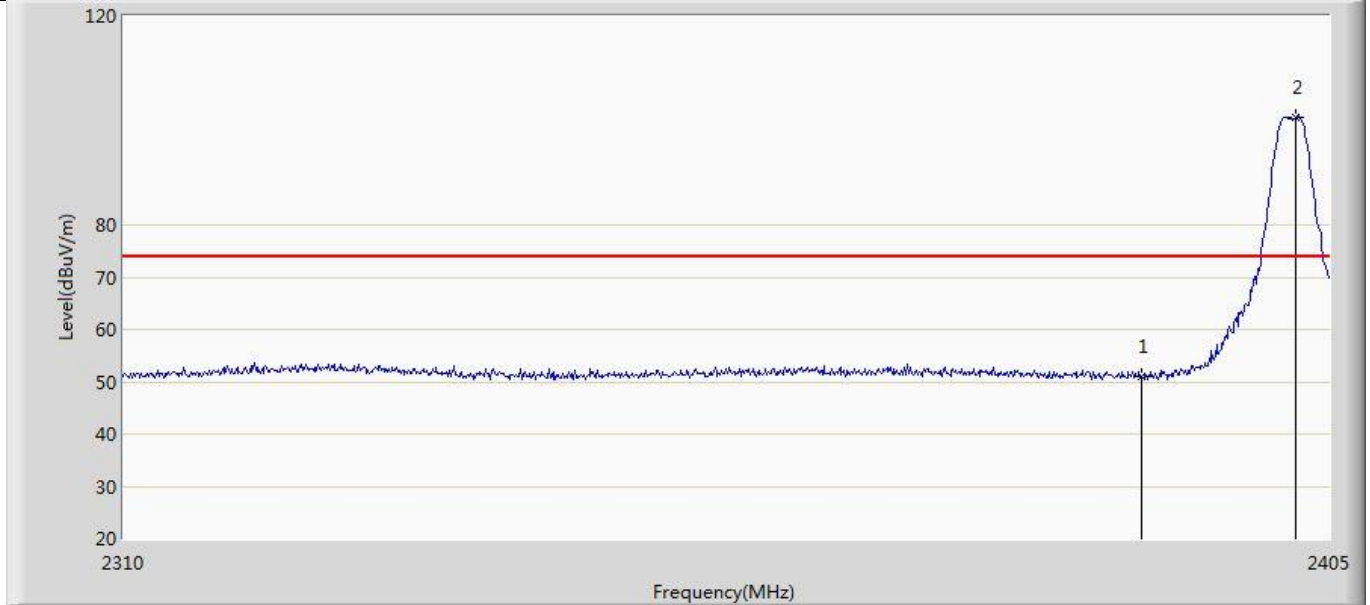
No	Mark	Frequency (MHz)	Measure Level (dBuV/m)	Reading Level (dBuV)	Over Limit (dB)	Limit (dBuV/m)	Factor (dB)	Type
1		2390.000	51.441	15.697	-22.559	74.000	35.745	PK
2	*	2401.485	101.848	65.818	27.848	74.000	36.029	PK

Profile: 20C0209R	Page No.: 14
Engineer: YULIU	
Site: AC5	Time: 2020/12/29 - 22:54
Limit: FCC_Part15.209_RE(3m)	Margin: 0
Probe: Horn_3117_00167055(1-18GHz)	Polarity: Horizontal
EUT: LED Lamp	Power: AC 120V/60Hz
Note: Mode 2:Transmit at 2402MHz	



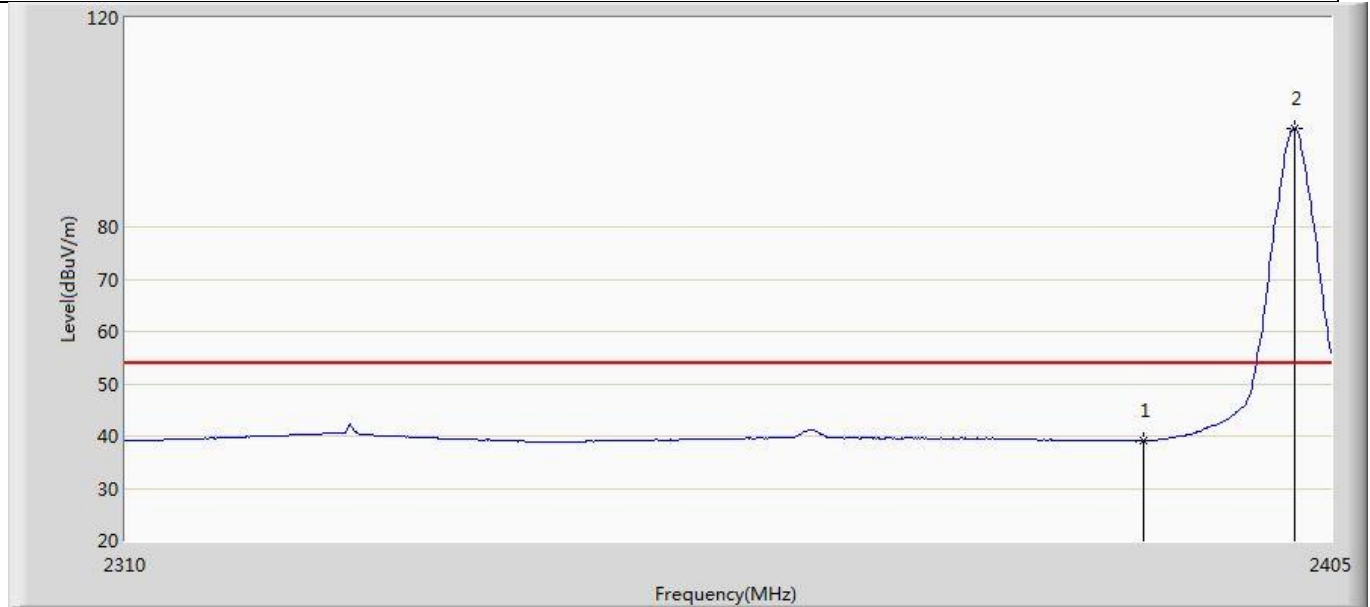
No	Mark	Frequency (MHz)	Measure Level (dBuV/m)	Reading Level (dBuV)	Over Limit (dB)	Limit (dBuV/m)	Factor (dB)	Type
1		2390.000	39.189	3.445	-14.811	54.000	35.745	AV
2	*	2401.960	100.020	63.955	46.020	54.000	36.064	AV

Profile: 20C0209R	Page No.: 15
Engineer: YULIU	
Site: AC5	Time: 2020/12/29 - 23:02
Limit: FCC_Part15.209_RE(3m)	Margin: 0
Probe: Horn_3117_00167055(1-18GHz)	Polarity: Vertical
EUT: LED Lamp	Power: AC 120V/60Hz
Note: Mode 2:Transmit at 2402MHz	



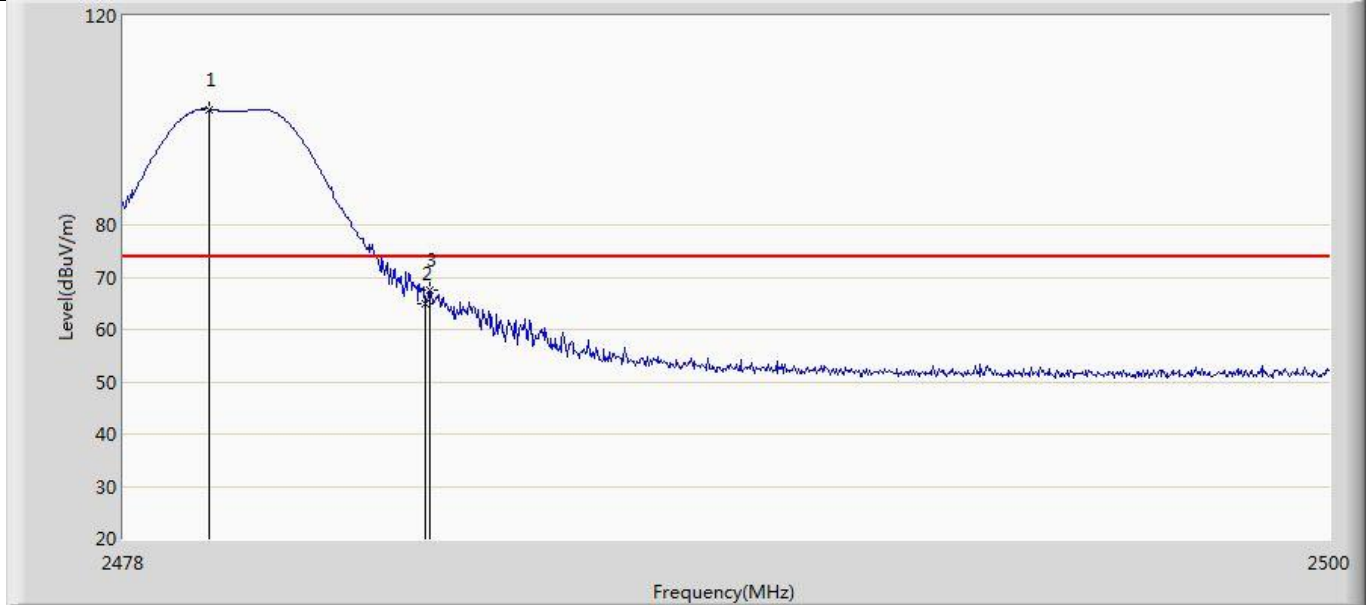
No	Mark	Frequency (MHz)	Measure Level (dBuV/m)	Reading Level (dBuV)	Over Limit (dB)	Limit (dBuV/m)	Factor (dB)	Type
1		2390.000	51.009	15.265	-22.991	74.000	35.745	PK
2	*	2402.340	100.613	64.520	26.613	74.000	36.093	PK

Profile: 20C0209R	Page No.: 16
Engineer: YULIU	
Site: AC5	Time: 2020/12/29 - 23:03
Limit: FCC_Part15.209_RE(3m)	Margin: 0
Probe: Horn_3117_00167055(1-18GHz)	Polarity: Vertical
EUT: LED Lamp	Power: AC 120V/60Hz
Note: Mode 2:Transmit at 2402MHz	



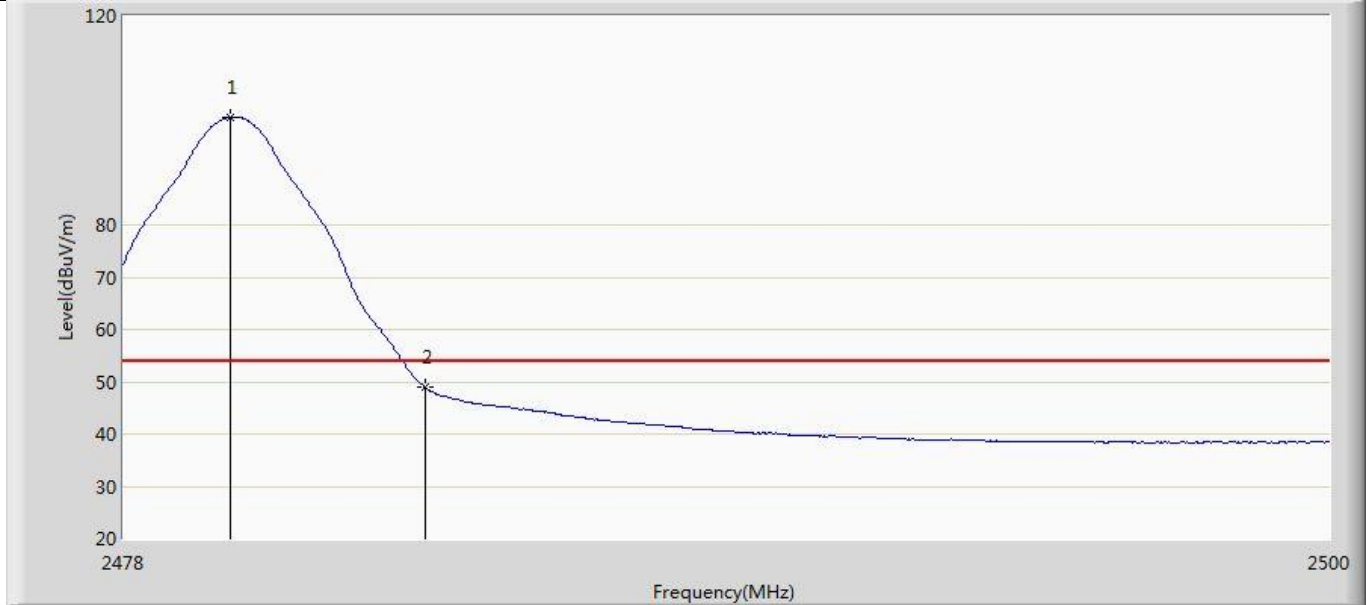
No	Mark	Frequency (MHz)	Measure Level (dBuV/m)	Reading Level (dBuV)	Over Limit (dB)	Limit (dBuV/m)	Factor (dB)	Type
1		2390.000	39.145	3.401	-14.855	54.000	35.745	AV
2	*	2402.055	98.945	62.873	44.945	54.000	36.071	AV

Profile: 20C0209R	Page No.: 29
Engineer: YULIU	
Site: AC5	Time: 2020/12/30 - 00:22
Limit: FCC_Part15.209_RE(3m)	Margin: 0
Probe: Horn_3117_00167055(1-18GHz)	Polarity: Horizontal
EUT: LED Lamp	Power: AC 120V/60Hz
Note: Mode 2:Transmit at 2480MHz	



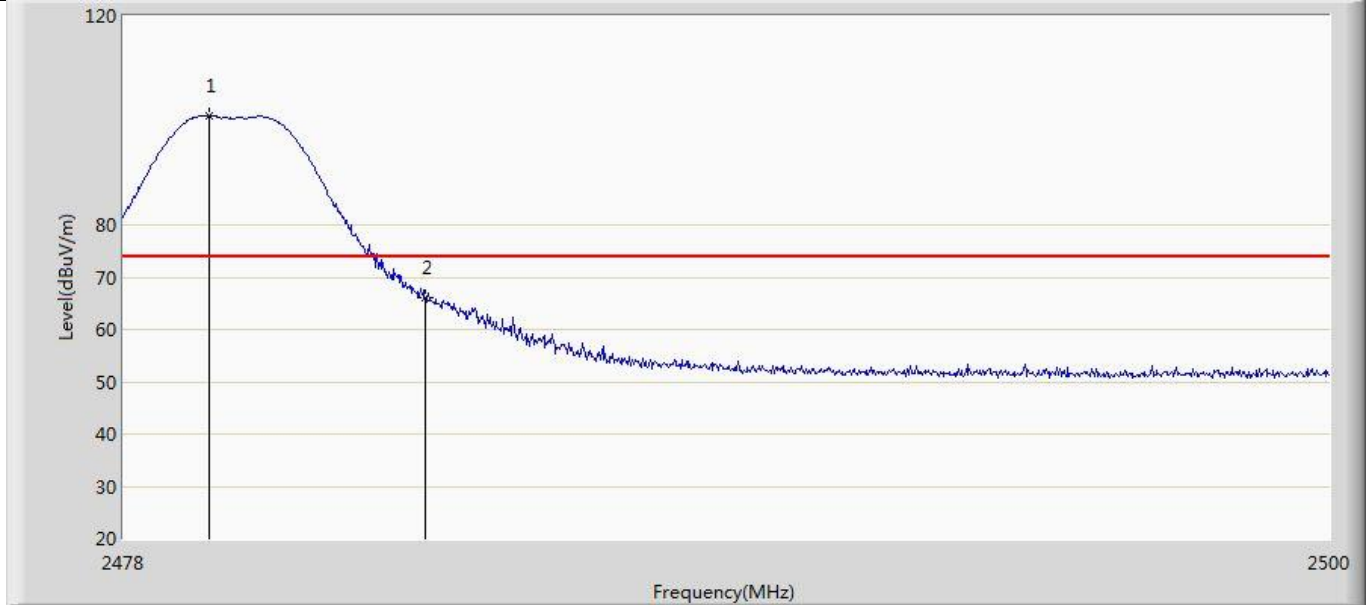
No	Mark	Frequency (MHz)	Measure Level (dBuV/m)	Reading Level (dBuV)	Over Limit (dB)	Limit (dBuV/m)	Factor (dB)	Type
1	*	2479.562	102.171	65.325	28.171	74.000	36.846	PK
2		2483.500	65.069	28.370	-8.931	74.000	36.699	PK
3		2483.588	67.499	30.803	-6.501	74.000	36.696	PK

Profile: 20C0209R	Page No.: 30
Engineer: YULIU	
Site: AC5	Time: 2020/12/30 - 00:24
Limit: FCC_Part15.209_RE(3m)	Margin: 0
Probe: Horn_3117_00167055(1-18GHz)	Polarity: Horizontal
EUT: LED Lamp	Power: AC 120V/60Hz
Note: Mode 2:Transmit at 2480MHz	



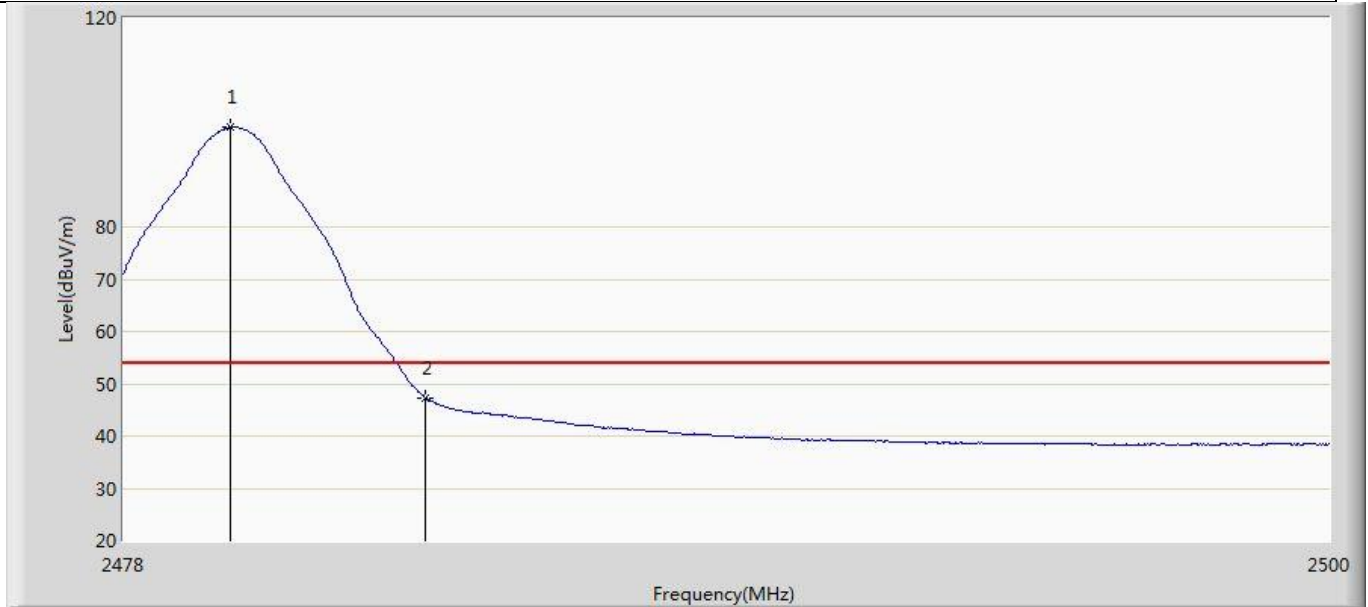
No	Mark	Frequency (MHz)	Measure Level (dBuV/m)	Reading Level (dBuV)	Over Limit (dB)	Limit (dBuV/m)	Factor (dB)	Type
1	*	2479.958	100.603	63.772	46.603	54.000	36.832	AV
2		2483.500	48.915	12.216	-5.085	54.000	36.699	AV

Profile: 20C0209R	Page No.: 31
Engineer: YULIU	
Site: AC5	Time: 2020/12/30 - 00:30
Limit: FCC_Part15.209_RE(3m)	Margin: 0
Probe: Horn_3117_00167055(1-18GHz)	Polarity: Vertical
EUT: LED Lamp	Power: AC 120V/60Hz
Note: Mode 2:Transmit at 2480MHz	



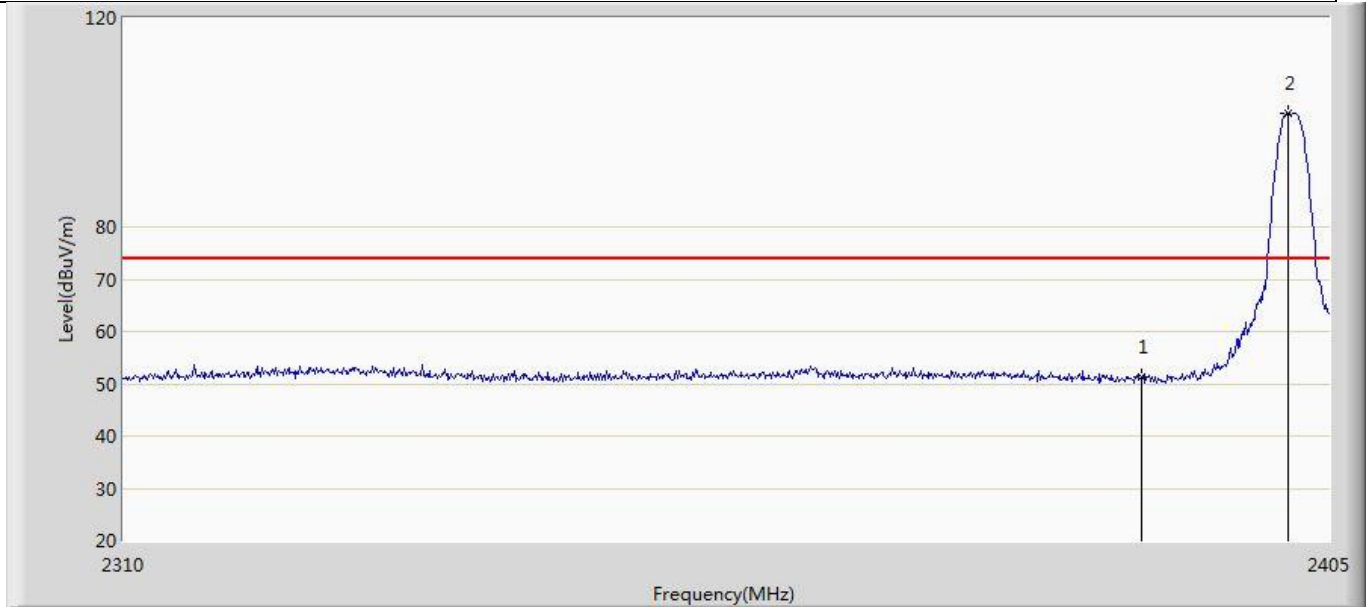
No	Mark	Frequency (MHz)	Measure Level (dBuV/m)	Reading Level (dBuV)	Over Limit (dB)	Limit (dBuV/m)	Factor (dB)	Type
1	*	2479.562	100.930	64.084	26.930	74.000	36.846	PK
2		2483.500	66.141	29.442	-7.859	74.000	36.699	PK

Profile: 20C0209R	Page No.: 32
Engineer: YULIU	
Site: AC5	Time: 2020/12/30 - 00:31
Limit: FCC_Part15.209_RE(3m)	Margin: 0
Probe: Horn_3117_00167055(1-18GHz)	Polarity: Vertical
EUT: LED Lamp	Power: AC 120V/60Hz
Note: Mode 2:Transmit at 2480MHz	



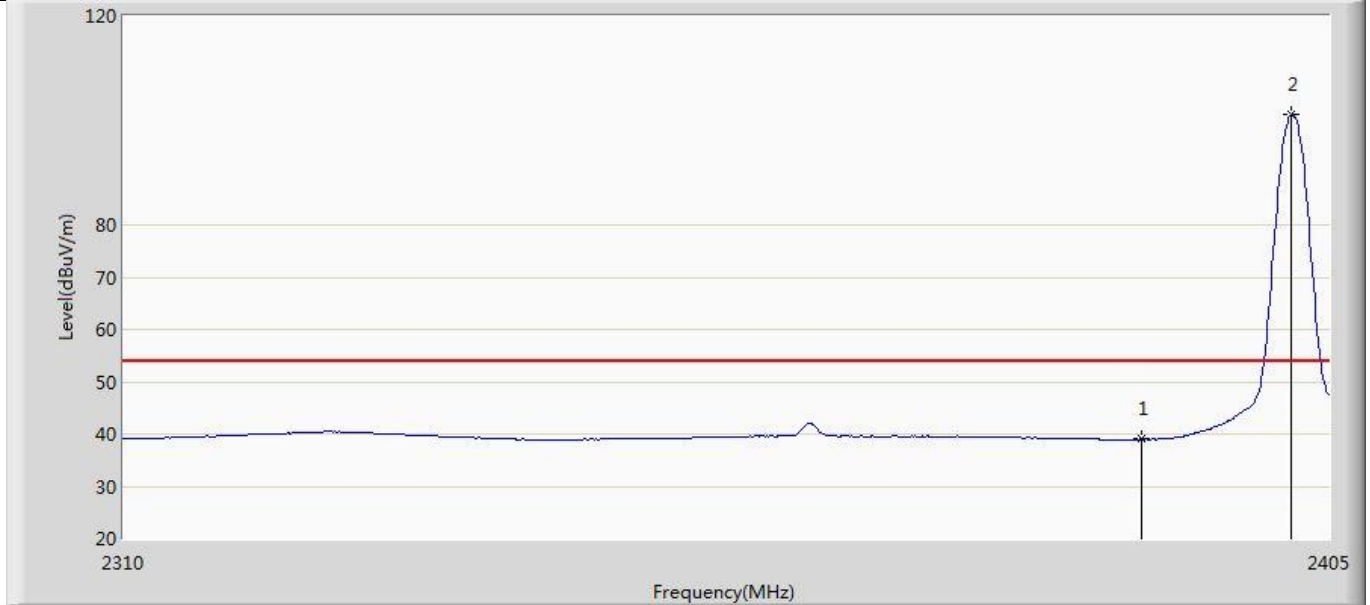
No	Mark	Frequency (MHz)	Measure Level (dBuV/m)	Reading Level (dBuV)	Over Limit (dB)	Limit (dBuV/m)	Factor (dB)	Type
1	*	2479.958	99.061	62.230	45.061	54.000	36.832	AV
2		2483.500	47.334	10.635	-6.666	54.000	36.699	AV

Profile: 20C0209R	Page No.: 21
Engineer: YULIU	
Site: AC5	Time: 2020/12/29 - 23:38
Limit: FCC_Part15.209_RE(3m)	Margin: 0
Probe: Horn_3117_00167055(1-18GHz)	Polarity: Horizontal
EUT: LED Lamp	Power: AC 120V/60Hz
Note: Mode 3:Transmit at 2402MHz	



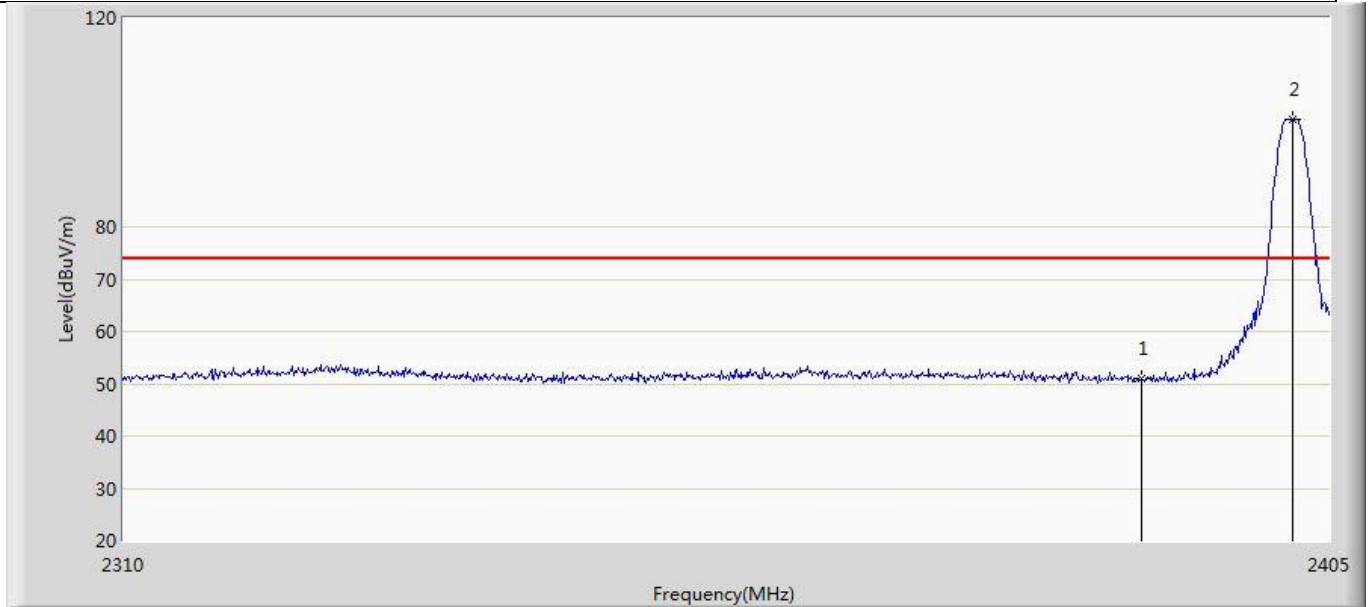
No	Mark	Frequency (MHz)	Measure Level (dBuV/m)	Reading Level (dBuV)	Over Limit (dB)	Limit (dBuV/m)	Factor (dB)	Type
1		2390.000	51.199	15.455	-22.801	74.000	35.745	PK
2	*	2401.770	101.687	65.636	27.687	74.000	36.050	PK

Profile: 20C0209R	Page No.: 22
Engineer: YULIU	
Site: AC5	Time: 2020/12/29 - 23:39
Limit: FCC_Part15.209_RE(3m)	Margin: 0
Probe: Horn_3117_00167055(1-18GHz)	Polarity: Horizontal
EUT: LED Lamp	Power: AC 120V/60Hz
Note: Mode 3:Transmit at 2402MHz	



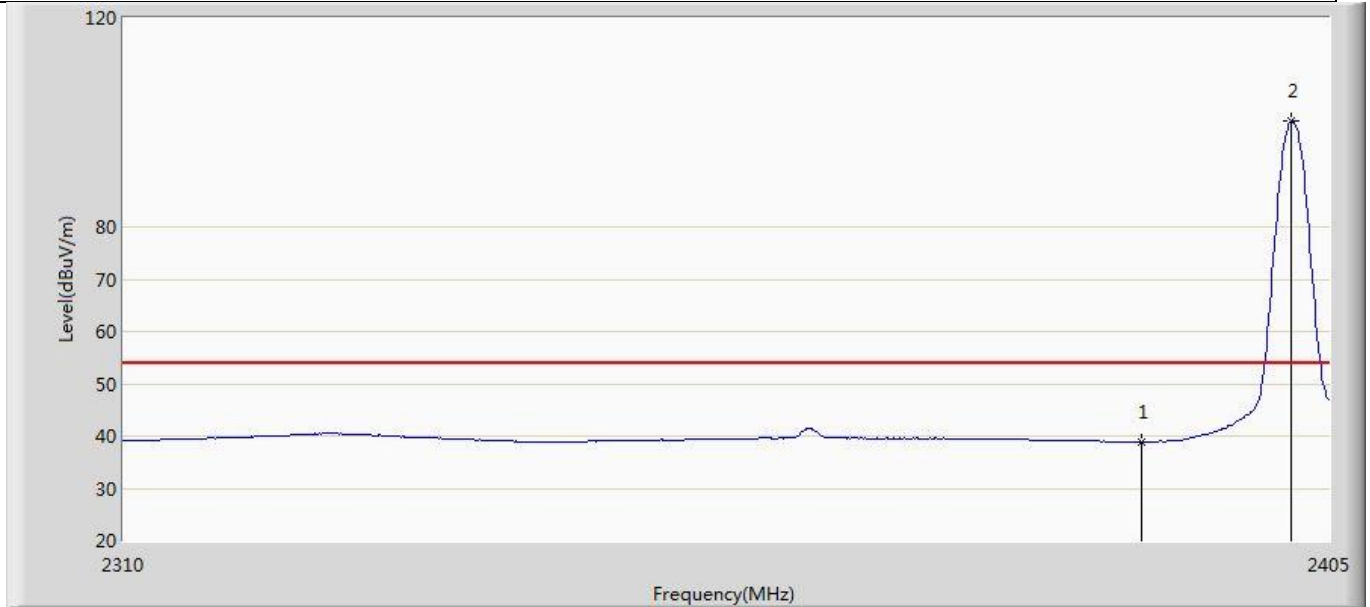
No	Mark	Frequency (MHz)	Measure Level (dBuV/m)	Reading Level (dBuV)	Over Limit (dB)	Limit (dBuV/m)	Factor (dB)	Type
1		2390.000	39.044	3.300	-14.956	54.000	35.745	AV
2	*	2401.960	101.027	64.962	47.027	54.000	36.064	AV

Profile: 20C0209R	Page No.: 23
Engineer: YULIU	
Site: AC5	Time: 2020/12/29 - 23:45
Limit: FCC_Part15.209_RE(3m)	Margin: 0
Probe: Horn_3117_00167055(1-18GHz)	Polarity: Vertical
EUT: LED Lamp	Power: AC 120V/60Hz
Note: Mode 3:Transmit at 2402MHz	



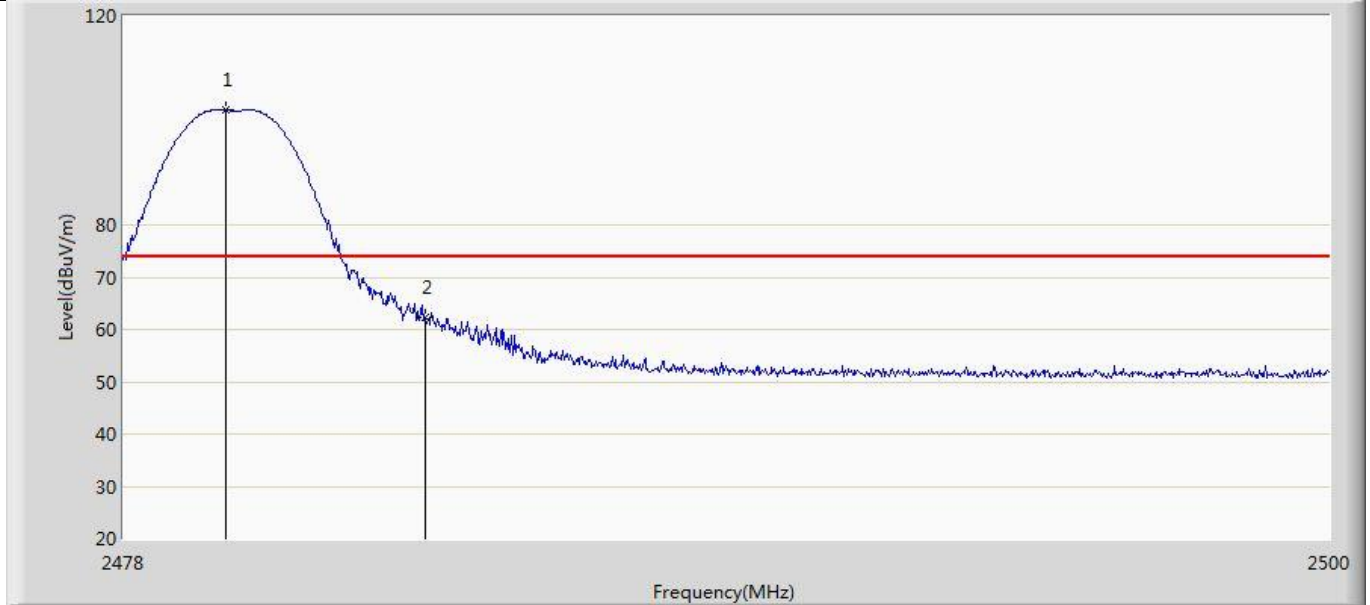
No	Mark	Frequency (MHz)	Measure Level (dBuV/m)	Reading Level (dBuV)	Over Limit (dB)	Limit (dBuV/m)	Factor (dB)	Type
1		2390.000	50.911	15.167	-23.089	74.000	35.745	PK
2	*	2402.055	100.603	64.531	26.603	74.000	36.071	PK

Profile: 20C0209R	Page No.: 24
Engineer: YULIU	
Site: AC5	Time: 2020/12/29 - 23:46
Limit: FCC_Part15.209_RE(3m)	Margin: 0
Probe: Horn_3117_00167055(1-18GHz)	Polarity: Vertical
EUT: LED Lamp	Power: AC 120V/60Hz
Note: Mode 3:Transmit at 2402MHz	



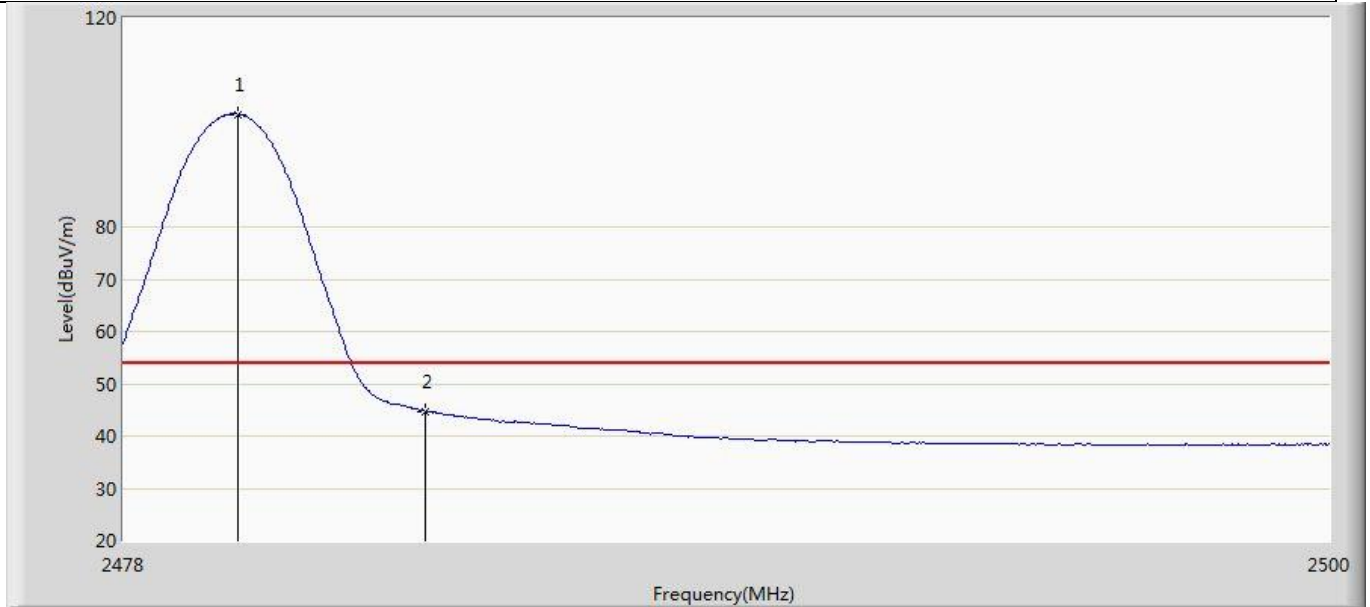
No	Mark	Frequency (MHz)	Measure Level (dBuV/m)	Reading Level (dBuV)	Over Limit (dB)	Limit (dBuV/m)	Factor (dB)	Type
1		2390.000	38.885	3.141	-15.115	54.000	35.745	AV
2	*	2401.960	100.149	64.084	46.149	54.000	36.064	AV

Profile: 20C0209R	Page No.: 37
Engineer: YULIU	
Site: AC5	Time: 2020/12/30 - 01:05
Limit: FCC_Part15.209_RE(3m)	Margin: 0
Probe: Horn_3117_00167055(1-18GHz)	Polarity: Horizontal
EUT: LED Lamp	Power: AC 120V/60Hz
Note: Mode 3:Transmit at 2480MHz	



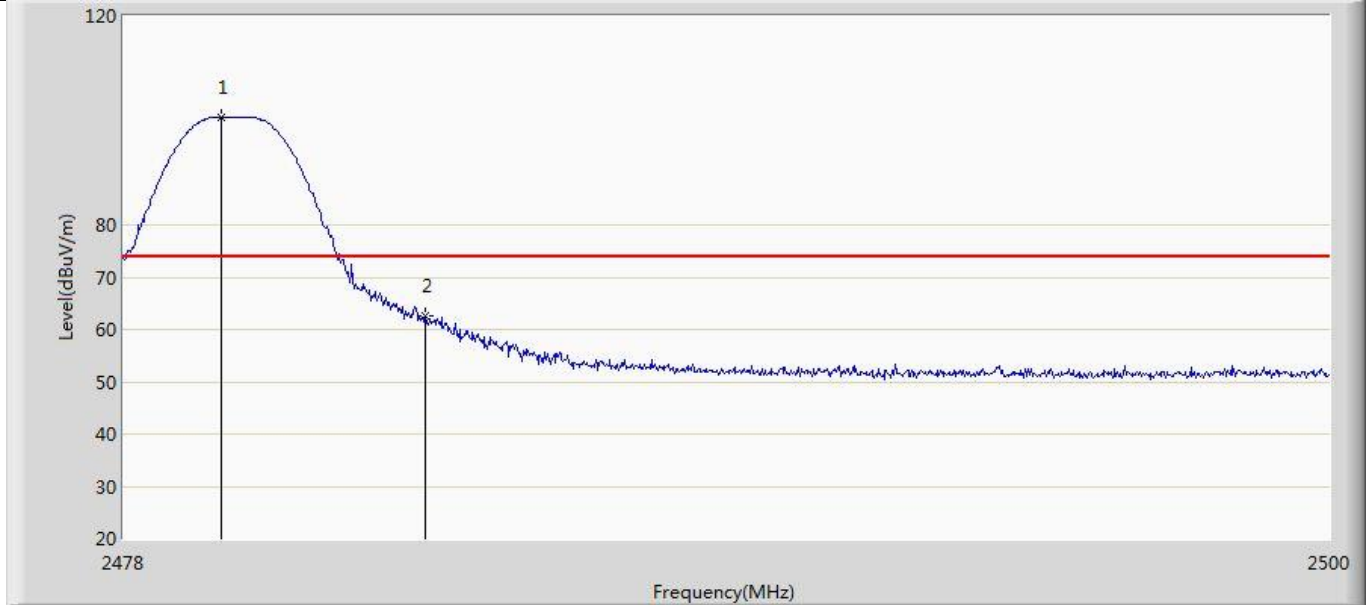
No	Mark	Frequency (MHz)	Measure Level (dBuV/m)	Reading Level (dBuV)	Over Limit (dB)	Limit (dBuV/m)	Factor (dB)	Type
1	*	2479.870	101.921	65.086	27.921	74.000	36.835	PK
2		2483.500	62.248	25.549	-11.752	74.000	36.699	PK

Profile: 20C0209R	Page No.: 38
Engineer: YULIU	
Site: AC5	Time: 2020/12/30 - 01:06
Limit: FCC_Part15.209_RE(3m)	Margin: 0
Probe: Horn_3117_00167055(1-18GHz)	Polarity: Horizontal
EUT: LED Lamp	Power: AC 120V/60Hz
Note: Mode 3:Transmit at 2480MHz	



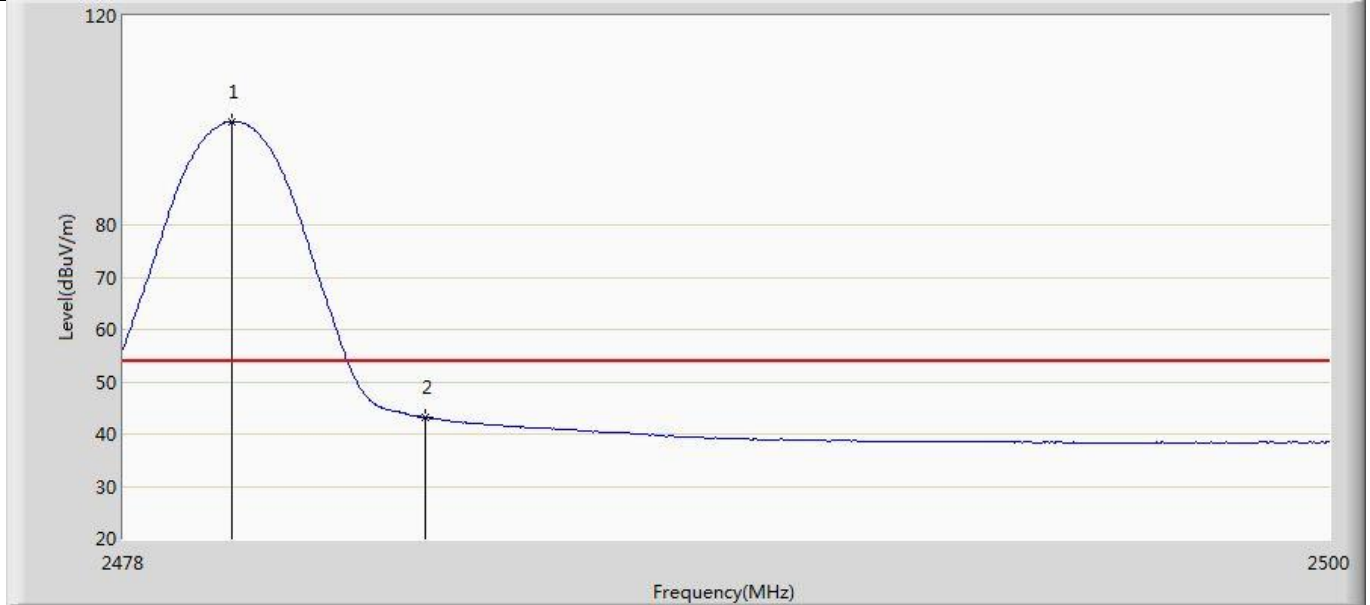
No	Mark	Frequency (MHz)	Measure Level (dBuV/m)	Reading Level (dBuV)	Over Limit (dB)	Limit (dBuV/m)	Factor (dB)	Type
1	*	2480.090	101.585	64.759	47.585	54.000	36.827	AV
2		2483.500	44.739	8.040	-9.261	54.000	36.699	AV

Profile: 20C0209R	Page No.: 39
Engineer: YULIU	
Site: AC5	Time: 2020/12/30 - 01:12
Limit: FCC_Part15.209_RE(3m)	Margin: 0
Probe: Horn_3117_00167055(1-18GHz)	Polarity: Vertical
EUT: LED Lamp	Power: AC 120V/60Hz
Note: Mode 3:Transmit at 2480MHz	



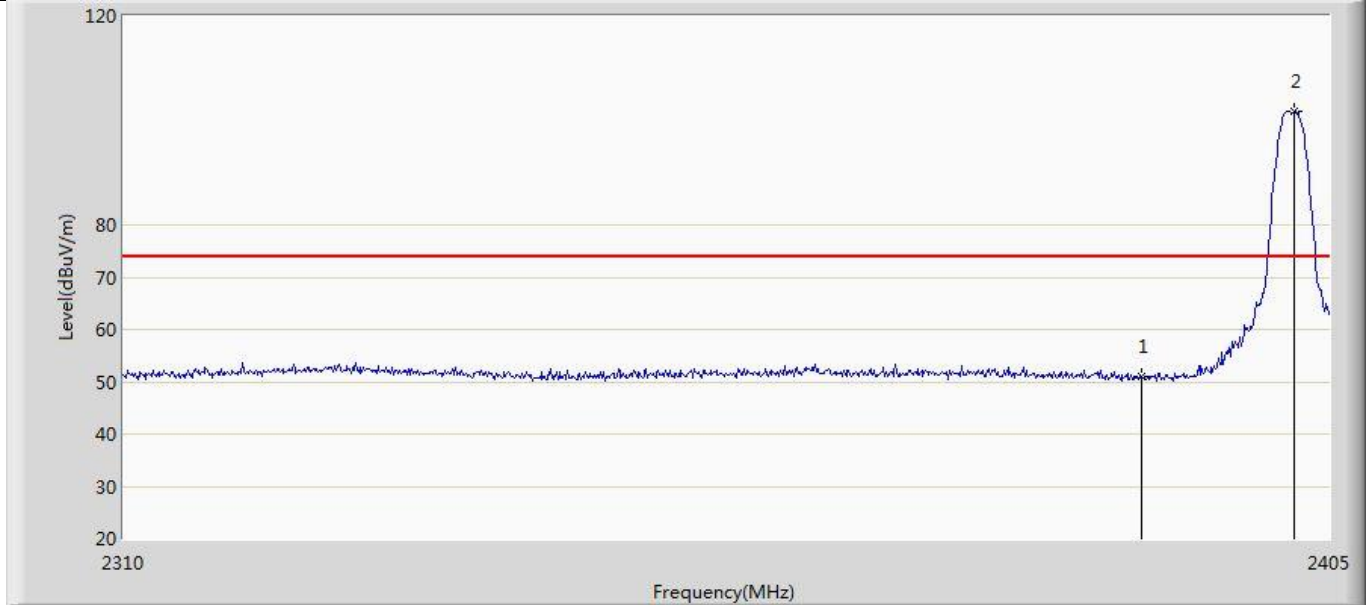
No	Mark	Frequency (MHz)	Measure Level (dBuV/m)	Reading Level (dBuV)	Over Limit (dB)	Limit (dBuV/m)	Factor (dB)	Type
1	*	2479.782	100.677	63.839	26.677	74.000	36.838	PK
2		2483.500	62.747	26.048	-11.253	74.000	36.699	PK

Profile: 20C0209R	Page No.: 40
Engineer: YULIU	
Site: AC5	Time: 2020/12/30 - 01:13
Limit: FCC_Part15.209_RE(3m)	Margin: 0
Probe: Horn_3117_00167055(1-18GHz)	Polarity: Vertical
EUT: LED Lamp	Power: AC 120V/60Hz
Note: Mode 3:Transmit at 2480MHz	



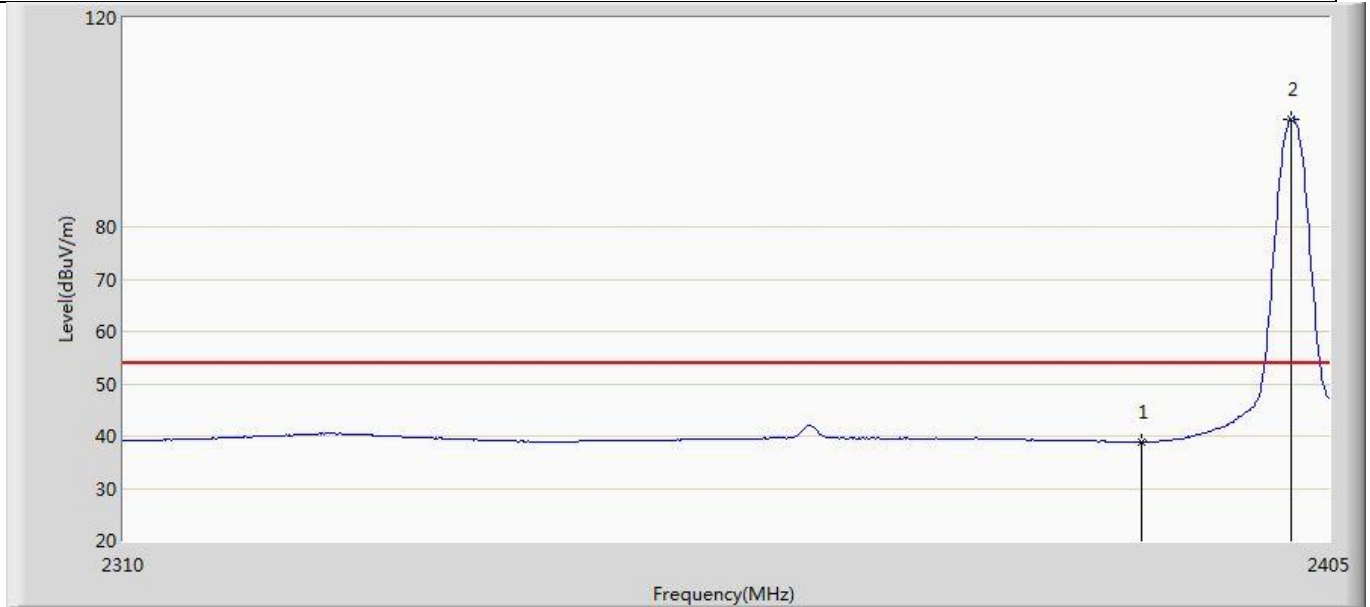
No	Mark	Frequency (MHz)	Measure Level (dBuV/m)	Reading Level (dBuV)	Over Limit (dB)	Limit (dBuV/m)	Factor (dB)	Type
1	*	2479.980	99.822	62.991	45.822	54.000	36.831	AV
2		2483.500	43.198	6.499	-10.802	54.000	36.699	AV

Profile: 20C0209R	Page No.: 17
Engineer: YULIU	
Site: AC5	Time: 2020/12/29 - 23:16
Limit: FCC_Part15.209_RE(3m)	Margin: 0
Probe: Horn_3117_00167055(1-18GHz)	Polarity: Horizontal
EUT: LED Lamp	Power: AC 120V/60Hz
Note: Mode 4:Transmit at 2402MHz	



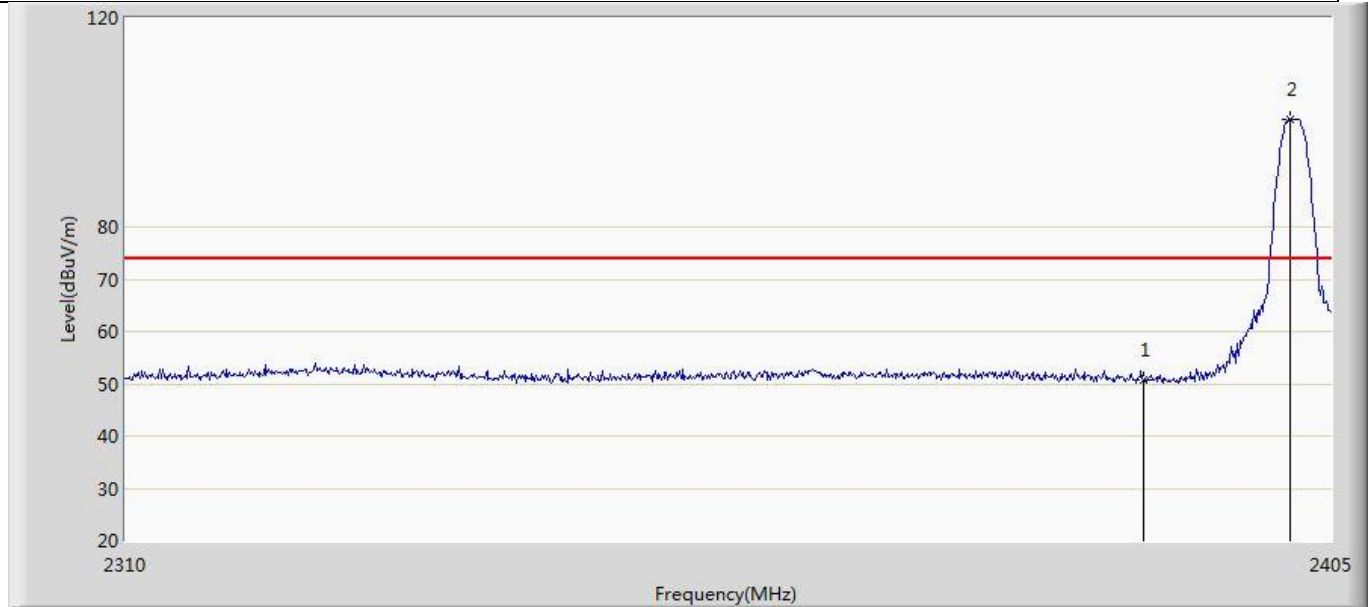
No	Mark	Frequency (MHz)	Measure Level (dBuV/m)	Reading Level (dBuV)	Over Limit (dB)	Limit (dBuV/m)	Factor (dB)	Type
1		2390.000	50.897	15.153	-23.103	74.000	35.745	PK
2	*	2402.245	101.663	65.577	27.663	74.000	36.086	PK

Profile: 20C0209R	Page No.: 18
Engineer: YULIU	
Site: AC5	Time: 2020/12/29 - 23:17
Limit: FCC_Part15.209_RE(3m)	Margin: 0
Probe: Horn_3117_00167055(1-18GHz)	Polarity: Horizontal
EUT: LED Lamp	Power: AC 120V/60Hz
Note: Mode 4:Transmit at 2402MHz	



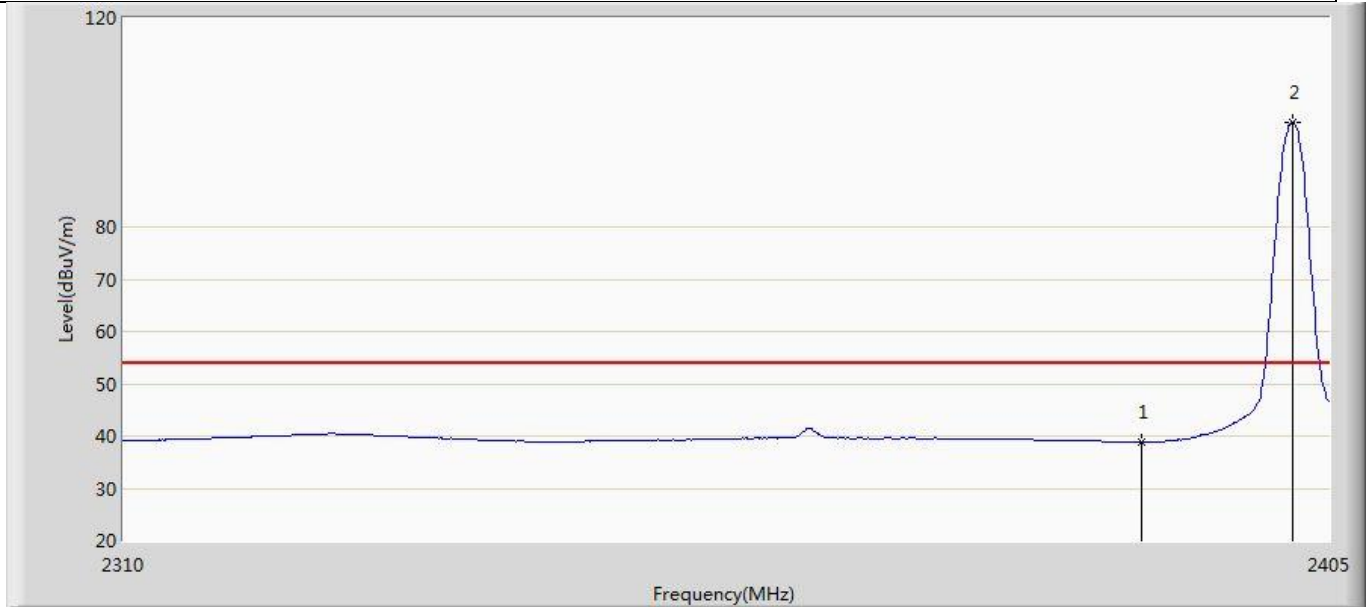
No	Mark	Frequency (MHz)	Measure Level (dBuV/m)	Reading Level (dBuV)	Over Limit (dB)	Limit (dBuV/m)	Factor (dB)	Type
1		2390.000	38.883	3.139	-15.117	54.000	35.745	AV
2	*	2401.960	100.711	64.646	46.711	54.000	36.064	AV

Profile: 20C0209R	Page No.: 19
Engineer: YULIU	
Site: AC5	Time: 2020/12/29 - 23:24
Limit: FCC_Part15.209_RE(3m)	Margin: 0
Probe: Horn_3117_00167055(1-18GHz)	Polarity: Vertical
EUT: LED Lamp	Power: AC 120V/60Hz
Note: Mode 4:Transmit at 2402MHz	



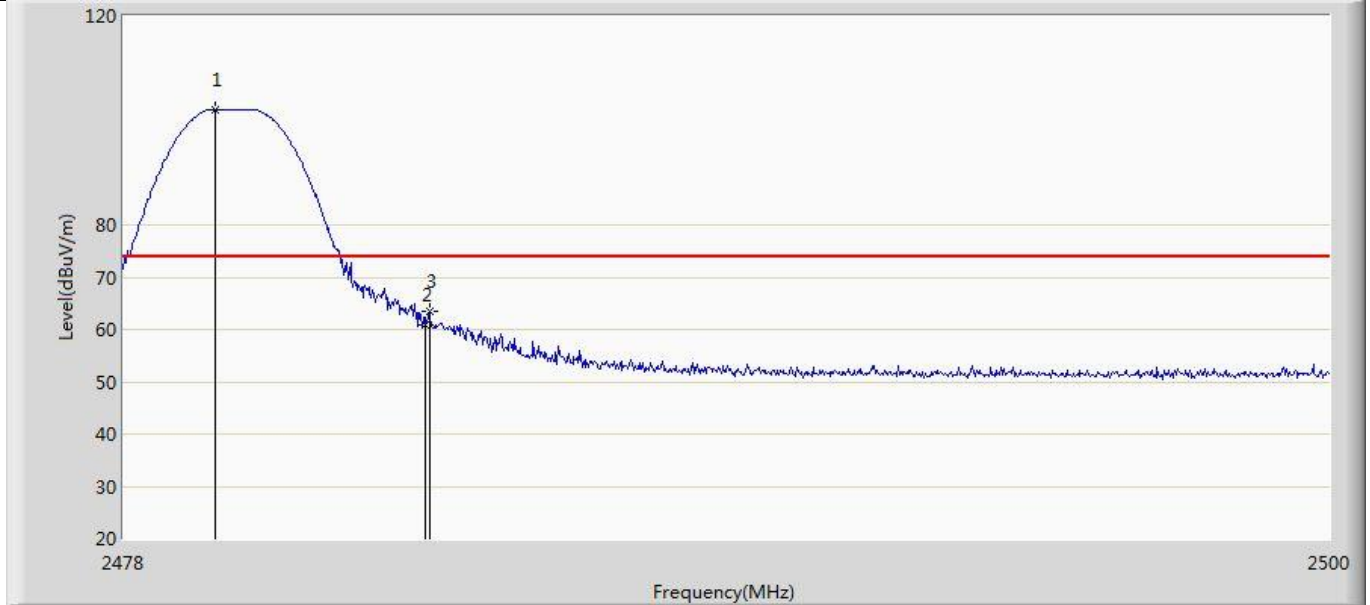
No	Mark	Frequency (MHz)	Measure Level (dBuV/m)	Reading Level (dBuV)	Over Limit (dB)	Limit (dBuV/m)	Factor (dB)	Type
1		2390.000	50.621	14.877	-23.379	74.000	35.745	PK
2	*	2401.770	100.603	64.552	26.603	74.000	36.050	PK

Profile: 20C0209R	Page No.: 20
Engineer: YULIU	
Site: AC5	Time: 2020/12/29 - 23:25
Limit: FCC_Part15.209_RE(3m)	Margin: 0
Probe: Horn_3117_00167055(1-18GHz)	Polarity: Vertical
EUT: LED Lamp	Power: AC 120V/60Hz
Note: Mode 4:Transmit at 2402MHz	



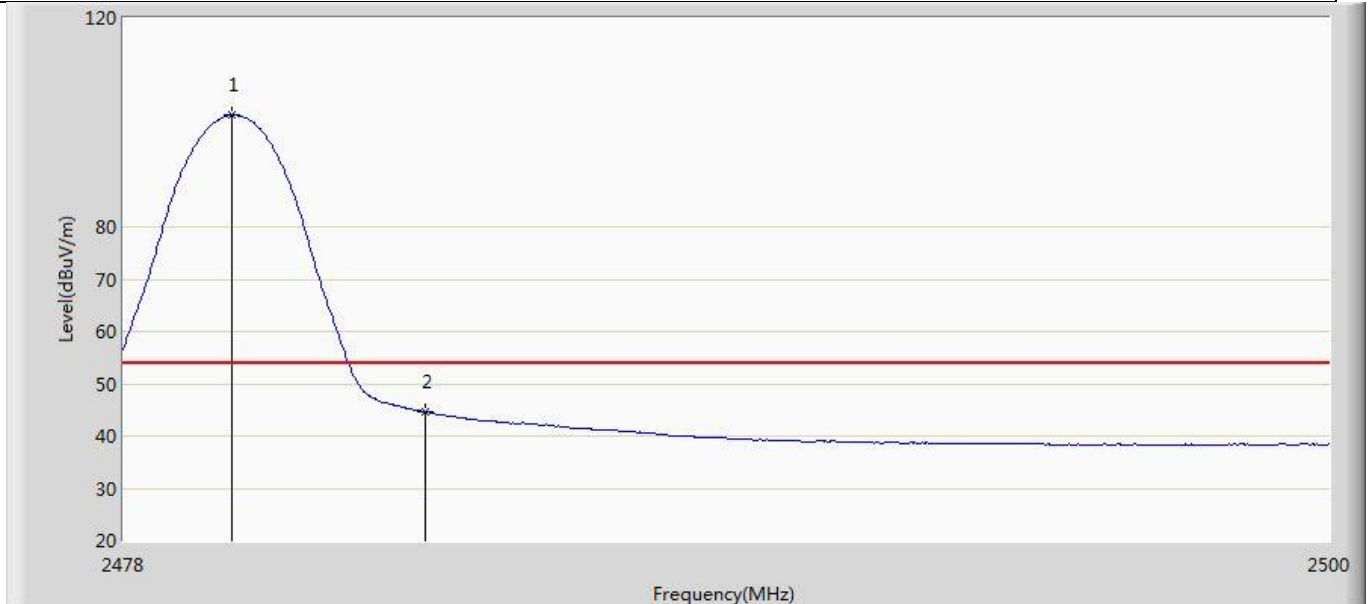
No	Mark	Frequency (MHz)	Measure Level (dBuV/m)	Reading Level (dBuV)	Over Limit (dB)	Limit (dBuV/m)	Factor (dB)	Type
1		2390.000	38.840	3.096	-15.160	54.000	35.745	AV
2	*	2402.055	100.001	63.929	46.001	54.000	36.071	AV

Profile: 20C0209R	Page No.: 33
Engineer: YULIU	
Site: AC5	Time: 2020/12/30 - 00:44
Limit: FCC_Part15.209_RE(3m)	Margin: 0
Probe: Horn_3117_00167055(1-18GHz)	Polarity: Horizontal
EUT: LED Lamp	Power: AC 120V/60Hz
Note: Mode 4:Transmit at 2480MHz	



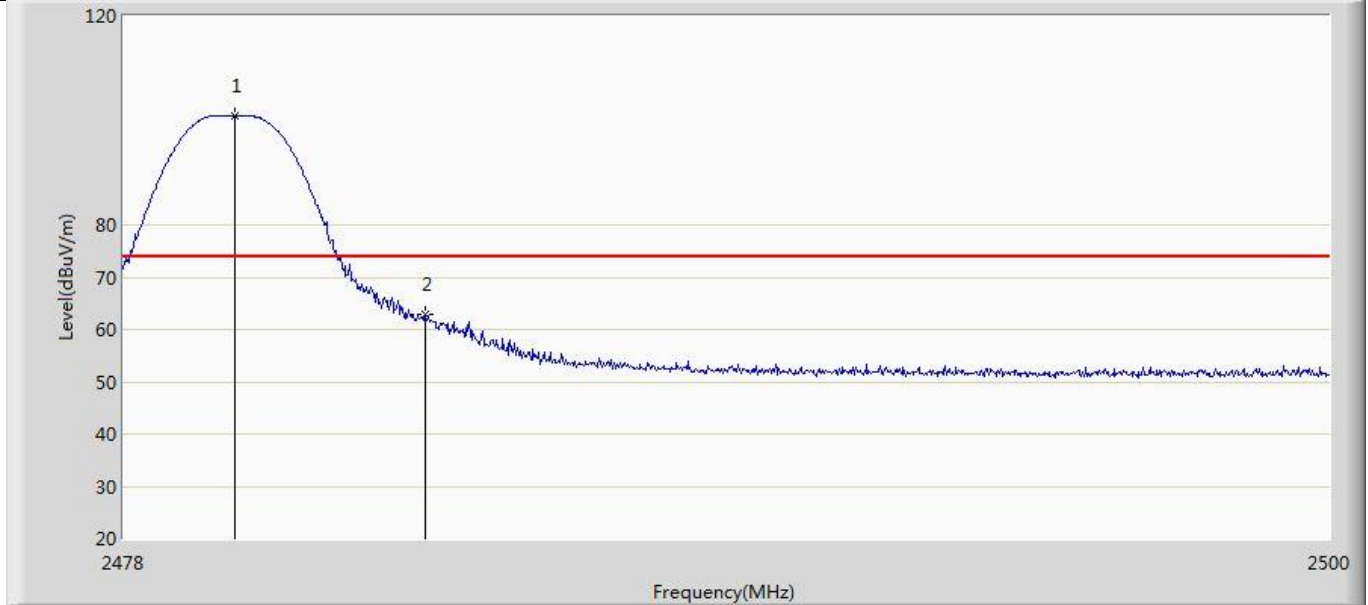
No	Mark	Frequency (MHz)	Measure Level (dBuV/m)	Reading Level (dBuV)	Over Limit (dB)	Limit (dBuV/m)	Factor (dB)	Type
1	*	2479.672	102.156	65.314	28.156	74.000	36.842	PK
2		2483.500	60.762	24.063	-13.238	74.000	36.699	PK
3		2483.566	63.402	26.705	-10.598	74.000	36.697	PK

Profile: 20C0209R	Page No.: 34
Engineer: YULIU	
Site: AC5	Time: 2020/12/30 - 00:45
Limit: FCC_Part15.209_RE(3m)	Margin: 0
Probe: Horn_3117_00167055(1-18GHz)	Polarity: Horizontal
EUT: LED Lamp	Power: AC 120V/60Hz
Note: Mode 4:Transmit at 2480MHz	



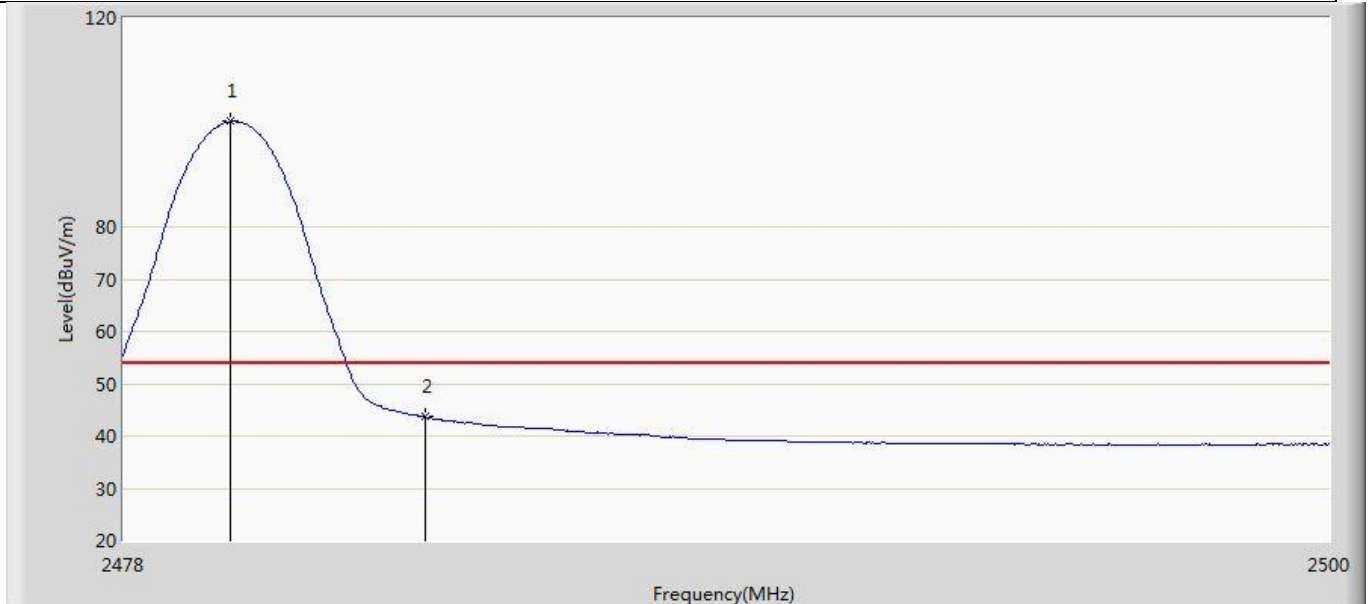
No	Mark	Frequency (MHz)	Measure Level (dBuV/m)	Reading Level (dBuV)	Over Limit (dB)	Limit (dBuV/m)	Factor (dB)	Type
1	*	2479.980	101.372	64.541	47.372	54.000	36.831	AV
2		2483.500	44.562	7.863	-9.438	54.000	36.699	AV

Profile: 20C0209R	Page No.: 35
Engineer: YULIU	
Site: AC5	Time: 2020/12/30 - 00:51
Limit: FCC_Part15.209_RE(3m)	Margin: 0
Probe: Horn_3117_00167055(1-18GHz)	Polarity: Vertical
EUT: LED Lamp	Power: AC 120V/60Hz
Note: Mode 4:Transmit at 2480MHz	



No	Mark	Frequency (MHz)	Measure Level (dBuV/m)	Reading Level (dBuV)	Over Limit (dB)	Limit (dBuV/m)	Factor (dB)	Type
1	*	2480.024	100.750	63.921	26.750	74.000	36.829	PK
2		2483.500	62.846	26.147	-11.154	74.000	36.699	PK

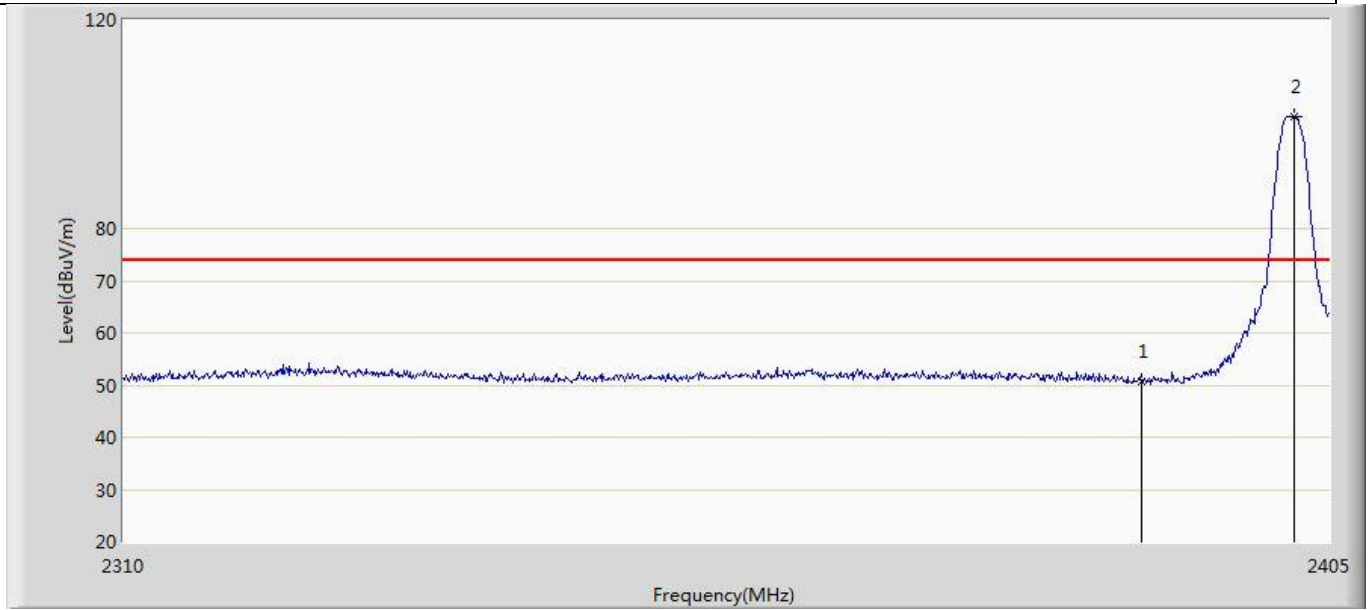
Profile: 20C0209R	Page No.: 36
Engineer: YULIU	
Site: AC5	Time: 2020/12/30 - 00:52
Limit: FCC_Part15.209_RE(3m)	Margin: 0
Probe: Horn_3117_00167055(1-18GHz)	Polarity: Vertical
EUT: LED Lamp	Power: AC 120V/60Hz
Note: Mode 4:Transmit at 2480MHz	



No	Mark	Frequency (MHz)	Measure Level (dBuV/m)	Reading Level (dBuV)	Over Limit (dB)	Limit (dBuV/m)	Factor (dB)	Type
1	*	2479.958	100.158	63.327	46.158	54.000	36.832	AV
2		2483.500	43.639	6.940	-10.361	54.000	36.699	AV

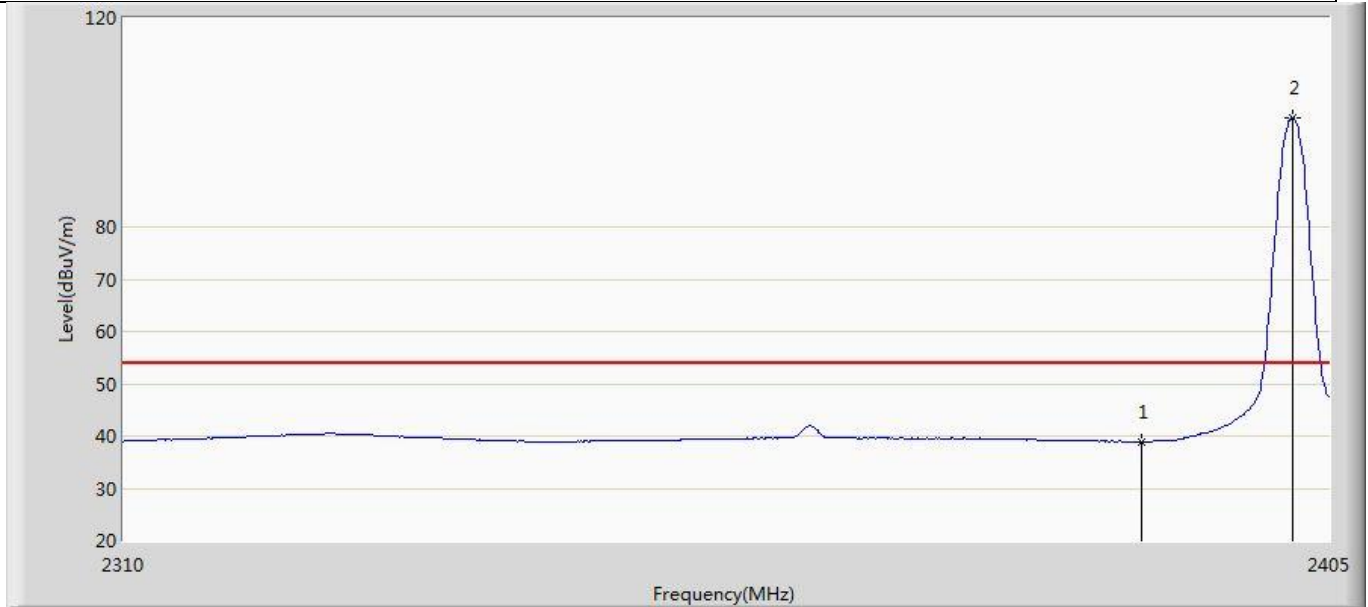
Crystal oscillator #2:

Profile: 20C0209R	Page No.: 9
Engineer: YULIU	
Site: AC5	Time: 2020/12/29 - 22:25
Limit: FCC_Part15.209_RE(3m)	Margin: 0
Probe: Horn_3117_00167055(1-18GHz)	Polarity: Horizontal
EUT: LED Lamp	Power: AC 120V/60Hz
Note: Mode 1:Transmit at 2402MHz	



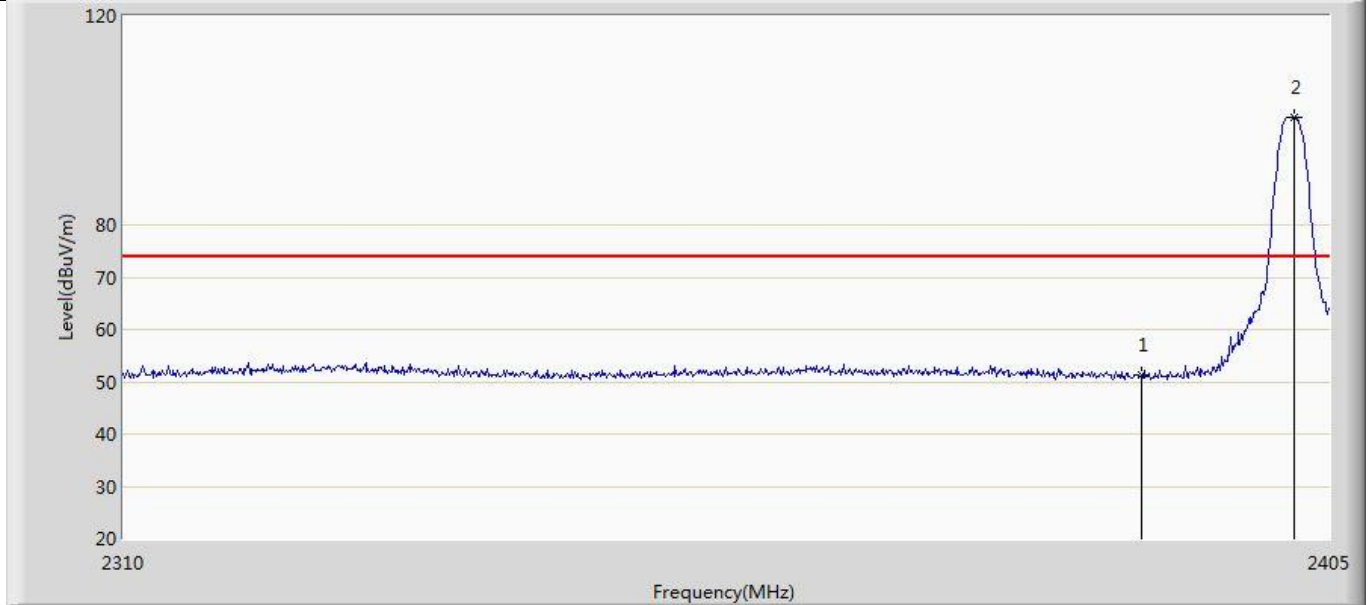
No	Mark	Frequency (MHz)	Measure Level (dBuV/m)	Reading Level (dBuV)	Over Limit (dB)	Limit (dBuV/m)	Factor (dB)	Type
1		2390.000	50.859	15.115	-23.141	74.000	35.745	PK
2	*	2402.245	101.538	65.452	27.538	74.000	36.086	PK

Profile: 20C0209R	Page No.: 10
Engineer: YULIU	
Site: AC5	Time: 2020/12/29 - 22:27
Limit: FCC_Part15.209_RE(3m)	Margin: 0
Probe: Horn_3117_00167055(1-18GHz)	Polarity: Horizontal
EUT: LED Lamp	Power: AC 120V/60Hz
Note: Mode 1:Transmit at 2402MHz	



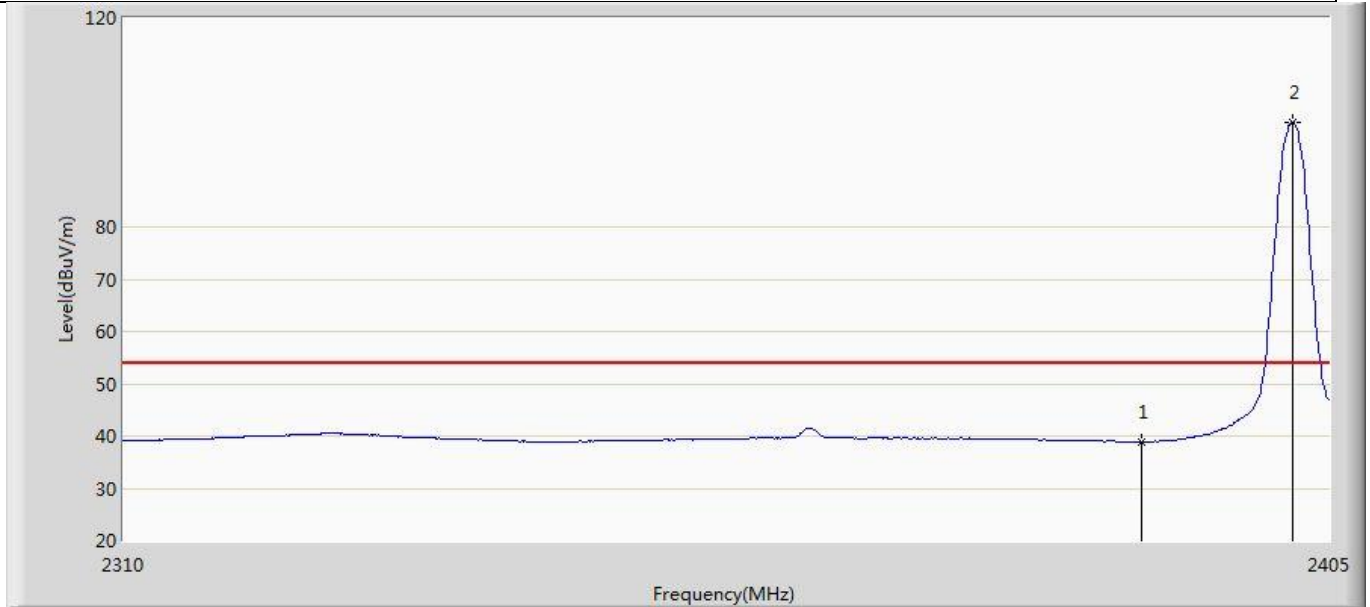
No	Mark	Frequency (MHz)	Measure Level (dBuV/m)	Reading Level (dBuV)	Over Limit (dB)	Limit (dBuV/m)	Factor (dB)	Type
1		2390.000	38.906	3.162	-15.094	54.000	35.745	AV
2	*	2402.055	100.941	64.869	46.941	54.000	36.071	AV

Profile: 20C0209R	Page No.: 11
Engineer: YULIU	
Site: AC5	Time: 2020/12/29 - 22:32
Limit: FCC_Part15.209_RE(3m)	Margin: 0
Probe: Horn_3117_00167055(1-18GHz)	Polarity: Vertical
EUT: LED Lamp	Power: AC 120V/60Hz
Note: Mode 1:Transmit at 2402MHz	



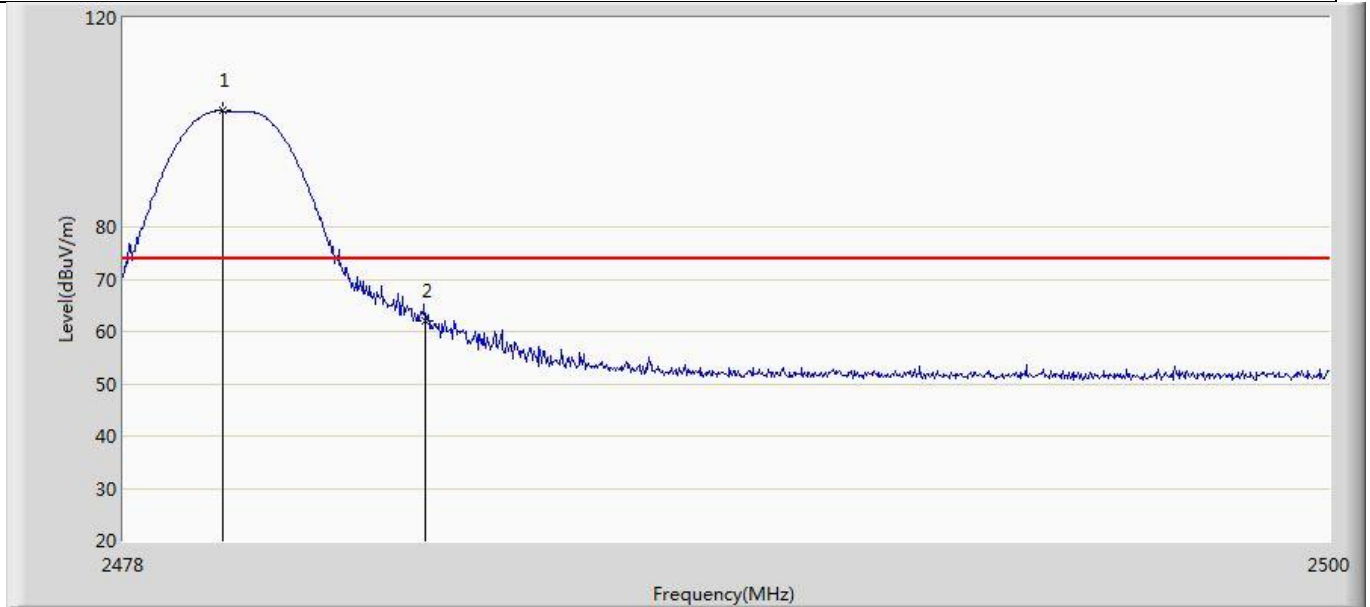
No	Mark	Frequency (MHz)	Measure Level (dBuV/m)	Reading Level (dBuV)	Over Limit (dB)	Limit (dBuV/m)	Factor (dB)	Type
1		2390.000	51.168	15.424	-22.832	74.000	35.745	PK
2	*	2402.150	100.680	64.601	26.680	74.000	36.079	PK

Profile: 20C0209R	Page No.: 12
Engineer: YULIU	
Site: AC5	Time: 2020/12/29 - 22:34
Limit: FCC_Part15.209_RE(3m)	Margin: 0
Probe: Horn_3117_00167055(1-18GHz)	Polarity: Vertical
EUT: LED Lamp	Power: AC 120V/60Hz
Note: Mode 1:Transmit at 2402MHz	



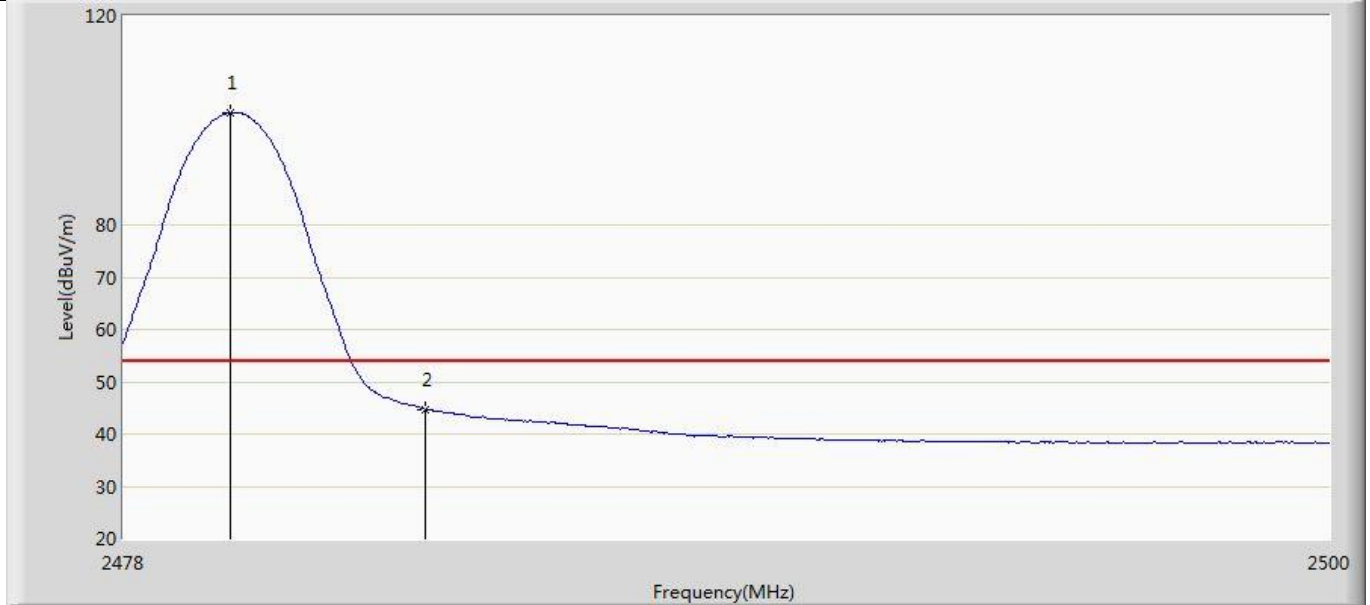
No	Mark	Frequency (MHz)	Measure Level (dBuV/m)	Reading Level (dBuV)	Over Limit (dB)	Limit (dBuV/m)	Factor (dB)	Type
1		2390.000	38.807	3.063	-15.193	54.000	35.745	AV
2	*	2402.055	100.114	64.042	46.114	54.000	36.071	AV

Profile: 20C0209R	Page No.: 25
Engineer: YULIU	
Site: AC5	Time: 2020/12/30 - 00:04
Limit: FCC_Part15.209_RE(3m)	Margin: 0
Probe: Horn_3117_00167055(1-18GHz)	Polarity: Horizontal
EUT: LED Lamp	Power: AC 120V/60Hz
Note: Mode 1:Transmit at 2480MHz	



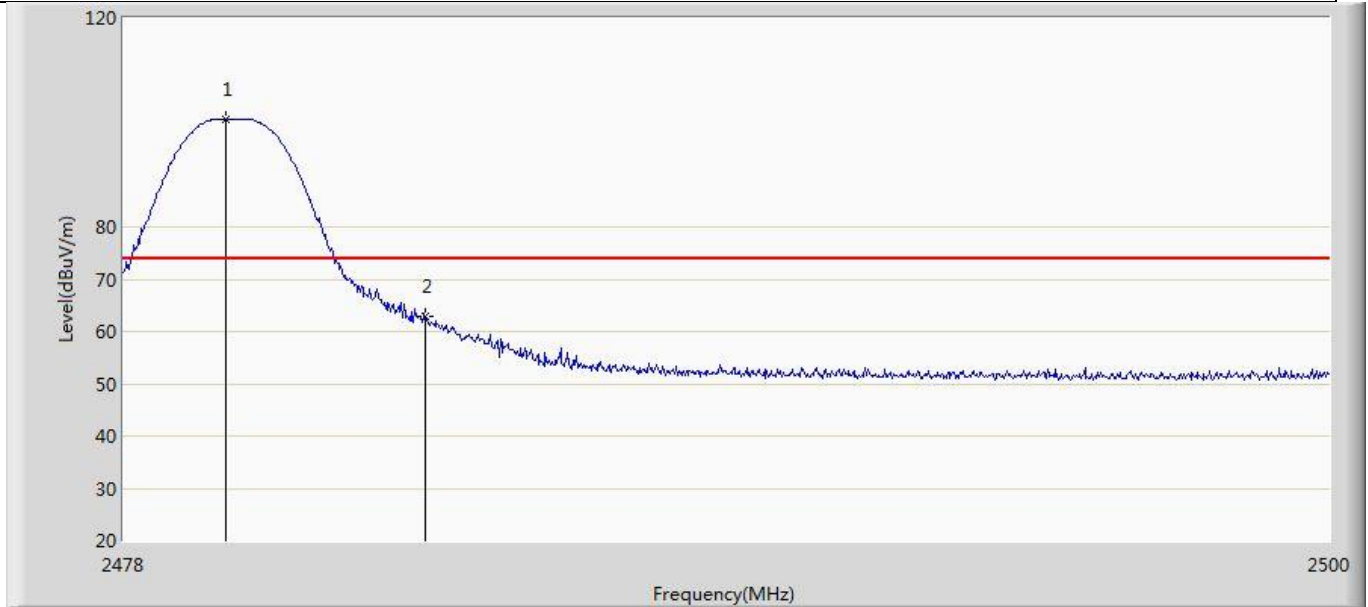
No	Mark	Frequency (MHz)	Measure Level (dBuV/m)	Reading Level (dBuV)	Over Limit (dB)	Limit (dBuV/m)	Factor (dB)	Type
1	*	2479.804	102.186	65.349	28.186	74.000	36.837	PK
2		2483.500	62.057	25.358	-11.943	74.000	36.699	PK

Profile: 20C0209R	Page No.: 26
Engineer: YULIU	
Site: AC5	Time: 2020/12/30 - 00:06
Limit: FCC_Part15.209_RE(3m)	Margin: 0
Probe: Horn_3117_00167055(1-18GHz)	Polarity: Horizontal
EUT: LED Lamp	Power: AC 120V/60Hz
Note: Mode 1:Transmit at 2480MHz	



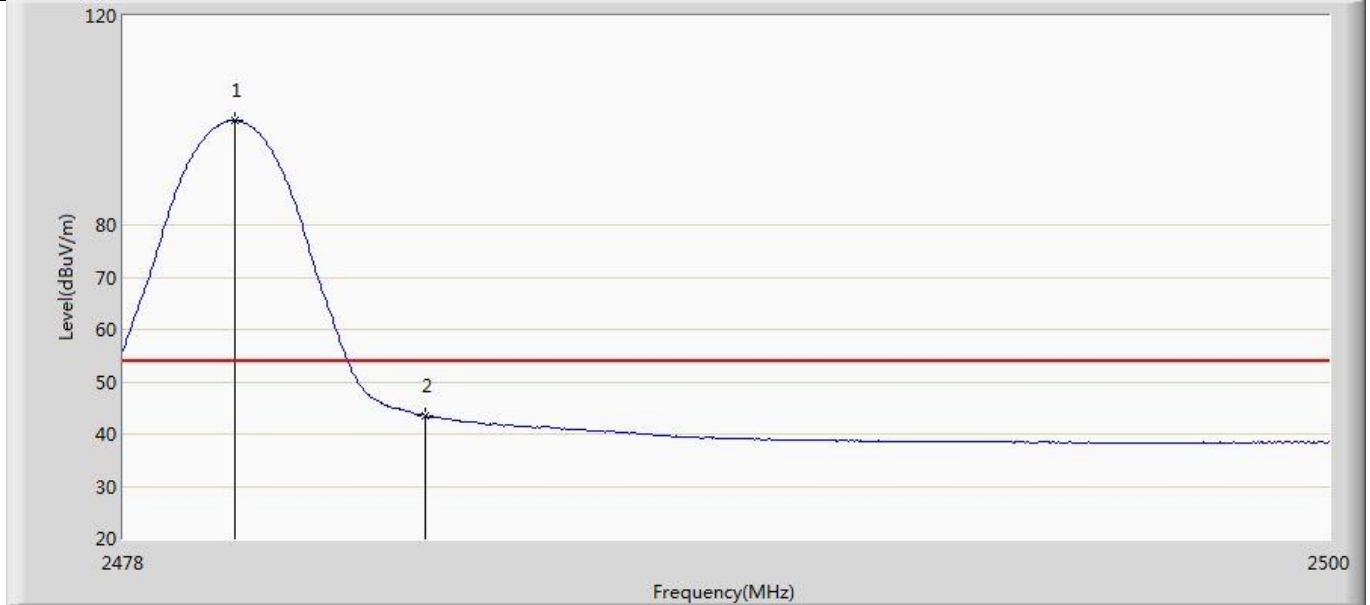
No	Mark	Frequency (MHz)	Measure Level (dBuV/m)	Reading Level (dBuV)	Over Limit (dB)	Limit (dBuV/m)	Factor (dB)	Type
1	*	2479.958	101.470	64.639	47.470	54.000	36.832	AV
2		2483.500	44.763	8.064	-9.237	54.000	36.699	AV

Profile: 20C0209R	Page No.: 27
Engineer: YULIU	
Site: AC5	Time: 2020/12/30 - 00:07
Limit: FCC_Part15.209_RE(3m)	Margin: 0
Probe: Horn_3117_00167055(1-18GHz)	Polarity: Vertical
EUT: LED Lamp	Power: AC 120V/60Hz
Note: Mode 1:Transmit at 2480MHz	



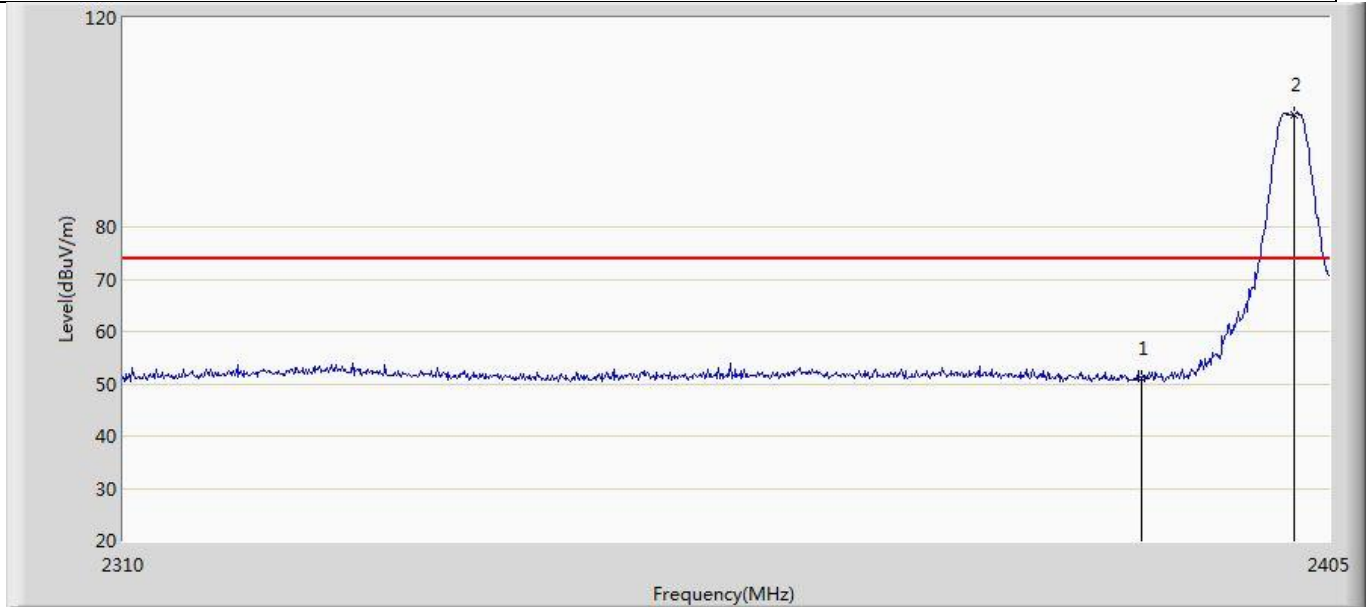
No	Mark	Frequency (MHz)	Measure Level (dBuV/m)	Reading Level (dBuV)	Over Limit (dB)	Limit (dBuV/m)	Factor (dB)	Type
1	*	2479.870	100.614	63.779	26.614	74.000	36.835	PK
2		2483.500	62.986	26.287	-11.014	74.000	36.699	PK

Profile: 20C0209R	Page No.: 28
Engineer: YULIU	
Site: AC5	Time: 2020/12/30 - 00:08
Limit: FCC_Part15.209_RE(3m)	Margin: 0
Probe: Horn_3117_00167055(1-18GHz)	Polarity: Vertical
EUT: LED Lamp	Power: AC 120V/60Hz
Note: Mode 1:Transmit at 2480MHz	



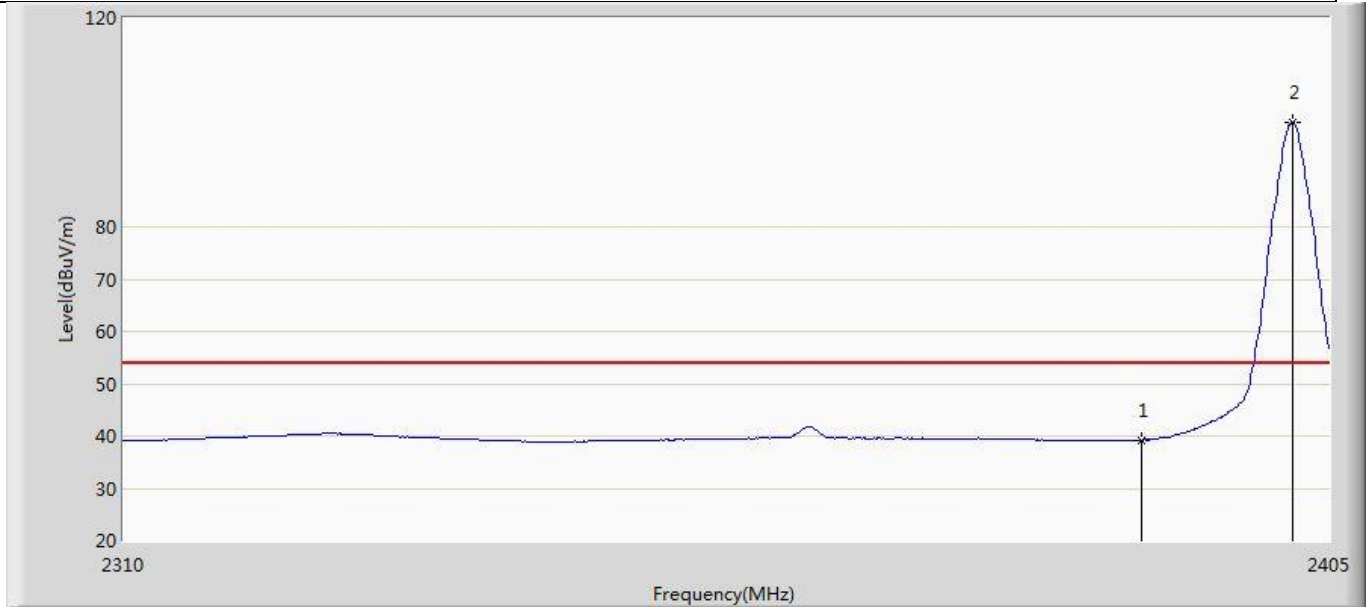
No	Mark	Frequency (MHz)	Measure Level (dBuV/m)	Reading Level (dBuV)	Over Limit (dB)	Limit (dBuV/m)	Factor (dB)	Type
1	*	2480.024	99.958	63.129	45.958	54.000	36.829	AV
2		2483.500	43.532	6.833	-10.468	54.000	36.699	AV

Profile: 20C0209R	Page No.: 13
Engineer: YULIU	
Site: AC5	Time: 2020/12/29 - 22:55
Limit: FCC_Part15.209_RE(3m)	Margin: 0
Probe: Horn_3117_00167055(1-18GHz)	Polarity: Horizontal
EUT: LED Lamp	Power: AC 120V/60Hz
Note: Mode 2:Transmit at 2402MHz	



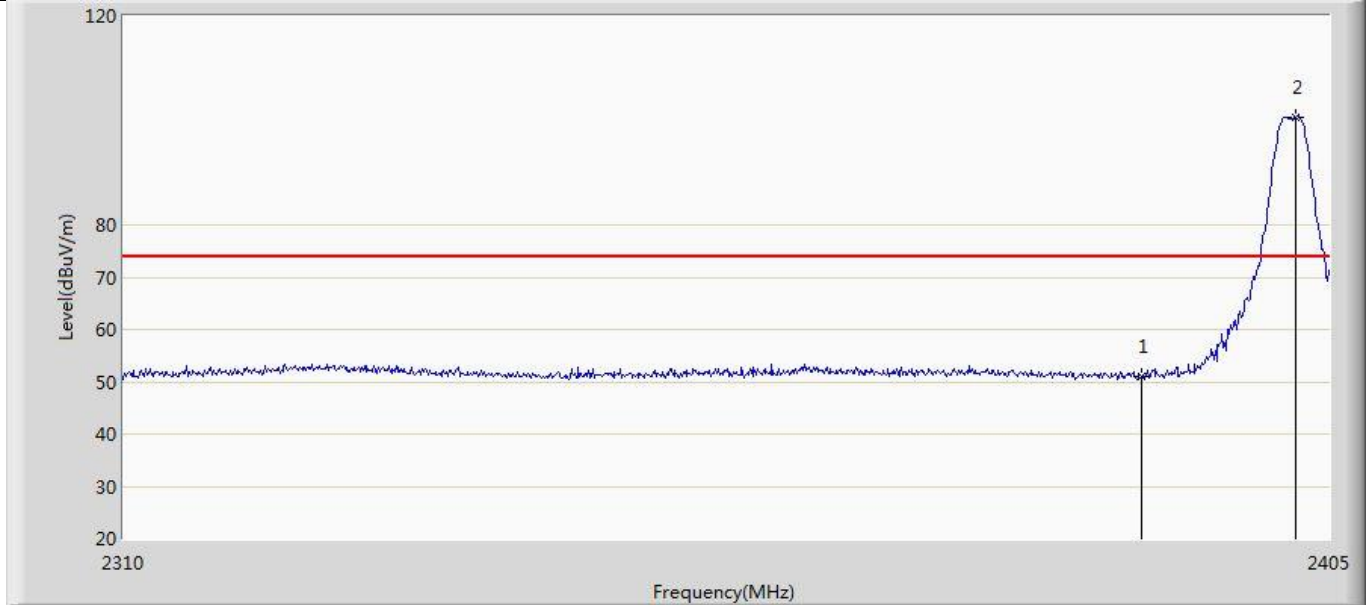
No	Mark	Frequency (MHz)	Measure Level (dBuV/m)	Reading Level (dBuV)	Over Limit (dB)	Limit (dBuV/m)	Factor (dB)	Type
1		2390.000	51.035	15.291	-22.965	74.000	35.745	PK
2	*	2402.245	101.591	65.505	27.591	74.000	36.086	PK

Profile: 20C0209R	Page No.: 14
Engineer: YULIU	
Site: AC5	Time: 2020/12/29 - 22:57
Limit: FCC_Part15.209_RE(3m)	Margin: 0
Probe: Horn_3117_00167055(1-18GHz)	Polarity: Horizontal
EUT: LED Lamp	Power: AC 120V/60Hz
Note: Mode 2:Transmit at 2402MHz	



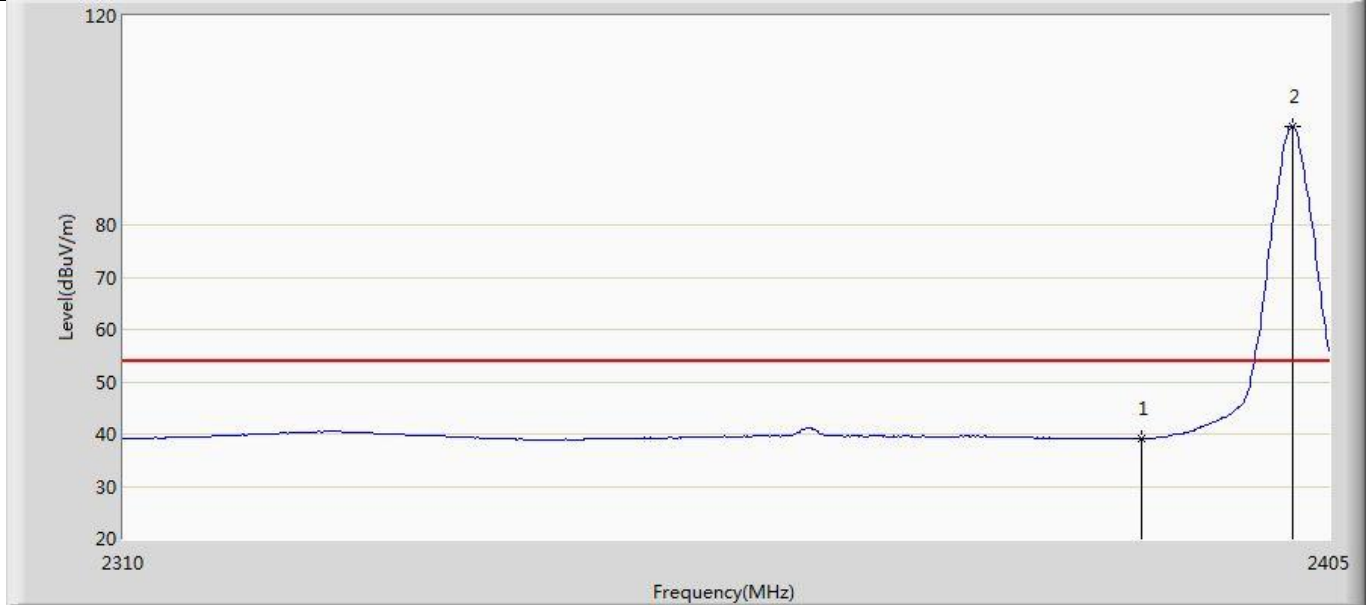
No	Mark	Frequency (MHz)	Measure Level (dBuV/m)	Reading Level (dBuV)	Over Limit (dB)	Limit (dBuV/m)	Factor (dB)	Type
1		2390.000	39.221	3.477	-14.779	54.000	35.745	AV
2	*	2402.055	100.037	63.965	46.037	54.000	36.071	AV

Profile: 20C0209R	Page No.: 15
Engineer: YULIU	
Site: AC5	Time: 2020/12/29 - 22:58
Limit: FCC_Part15.209_RE(3m)	Margin: 0
Probe: Horn_3117_00167055(1-18GHz)	Polarity: Vertical
EUT: LED Lamp	Power: AC 120V/60Hz
Note: Mode 2:Transmit at 2402MHz	



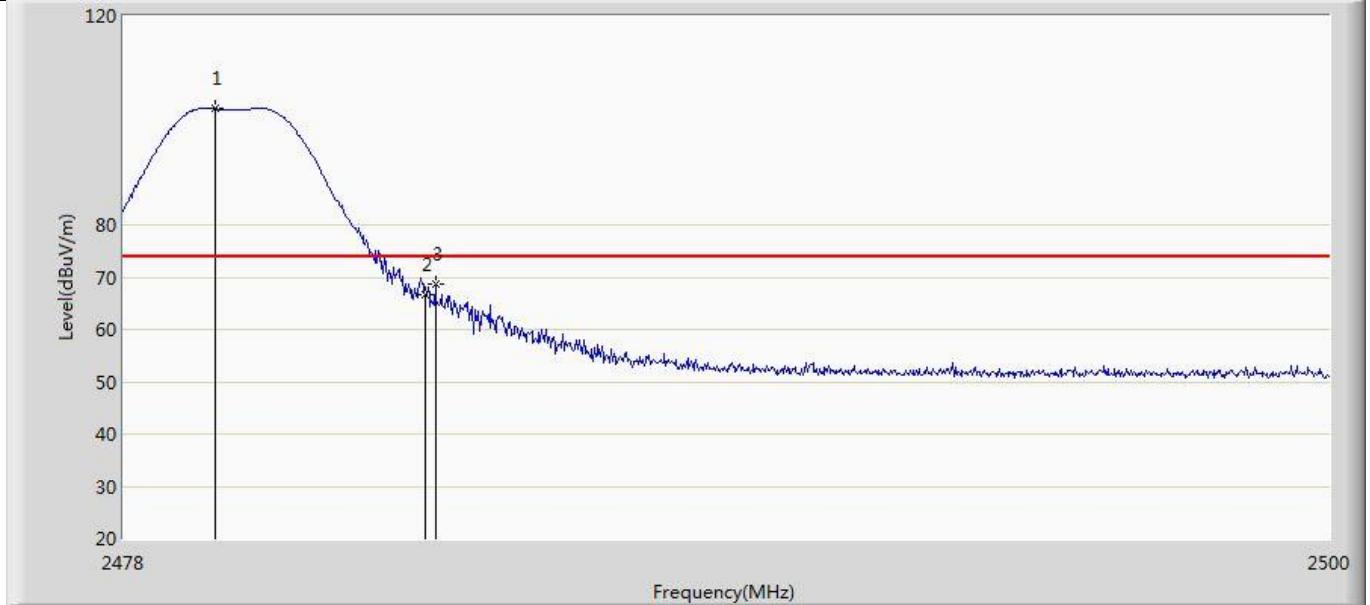
No	Mark	Frequency (MHz)	Measure Level (dBuV/m)	Reading Level (dBuV)	Over Limit (dB)	Limit (dBuV/m)	Factor (dB)	Type
1		2390.000	50.871	15.127	-23.129	74.000	35.745	PK
2	*	2402.340	100.708	64.615	26.708	74.000	36.093	PK

Profile: 20C0209R	Page No.: 16
Engineer: YULIU	
Site: AC5	Time: 2020/12/29 - 23:00
Limit: FCC_Part15.209_RE(3m)	Margin: 0
Probe: Horn_3117_00167055(1-18GHz)	Polarity: Vertical
EUT: LED Lamp	Power: AC 120V/60Hz
Note: Mode 2:Transmit at 2402MHz	



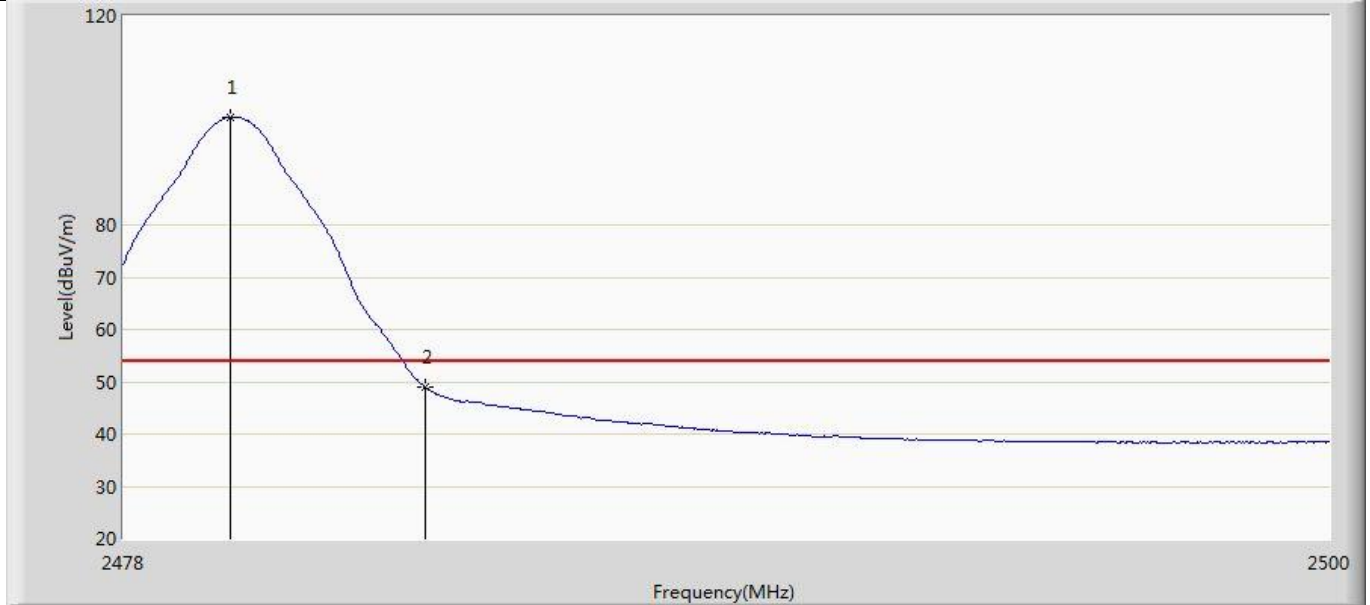
No	Mark	Frequency (MHz)	Measure Level (dBuV/m)	Reading Level (dBuV)	Over Limit (dB)	Limit (dBuV/m)	Factor (dB)	Type
1		2390.000	39.103	3.359	-14.897	54.000	35.745	AV
2	*	2402.055	98.932	62.860	44.932	54.000	36.071	AV

Profile: 20C0209R	Page No.: 29
Engineer: YULIU	
Site: AC5	Time: 2020/12/30 - 00:25
Limit: FCC_Part15.209_RE(3m)	Margin: 0
Probe: Horn_3117_00167055(1-18GHz)	Polarity: Horizontal
EUT: LED Lamp	Power: AC 120V/60Hz
Note: Mode 2:Transmit at 2480MHz	



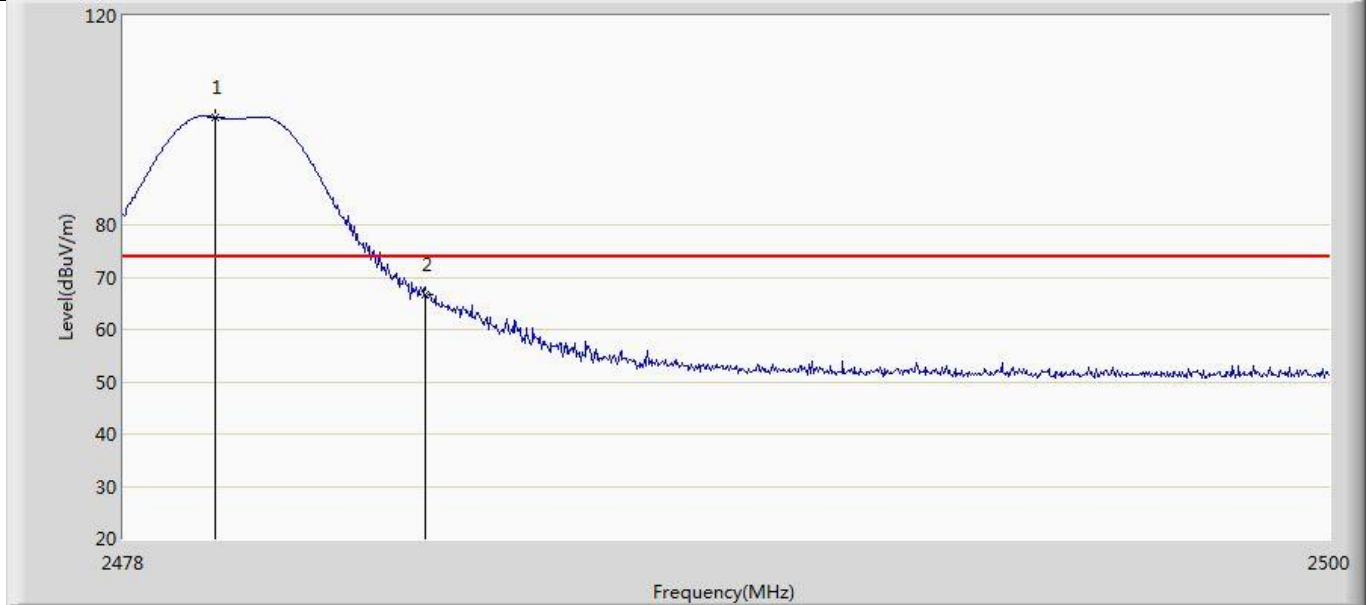
No	Mark	Frequency (MHz)	Measure Level (dBuV/m)	Reading Level (dBuV)	Over Limit (dB)	Limit (dBuV/m)	Factor (dB)	Type
1	*	2479.672	102.235	65.393	28.235	74.000	36.842	PK
2		2483.500	66.686	29.987	-7.314	74.000	36.699	PK
3		2483.676	68.735	32.042	-5.265	74.000	36.693	PK

Profile: 20C0209R	Page No.: 30
Engineer: YULIU	
Site: AC5	Time: 2020/12/30 - 00:26
Limit: FCC_Part15.209_RE(3m)	Margin: 0
Probe: Horn_3117_00167055(1-18GHz)	Polarity: Horizontal
EUT: LED Lamp	Power: AC 120V/60Hz
Note: Mode 2:Transmit at 2480MHz	



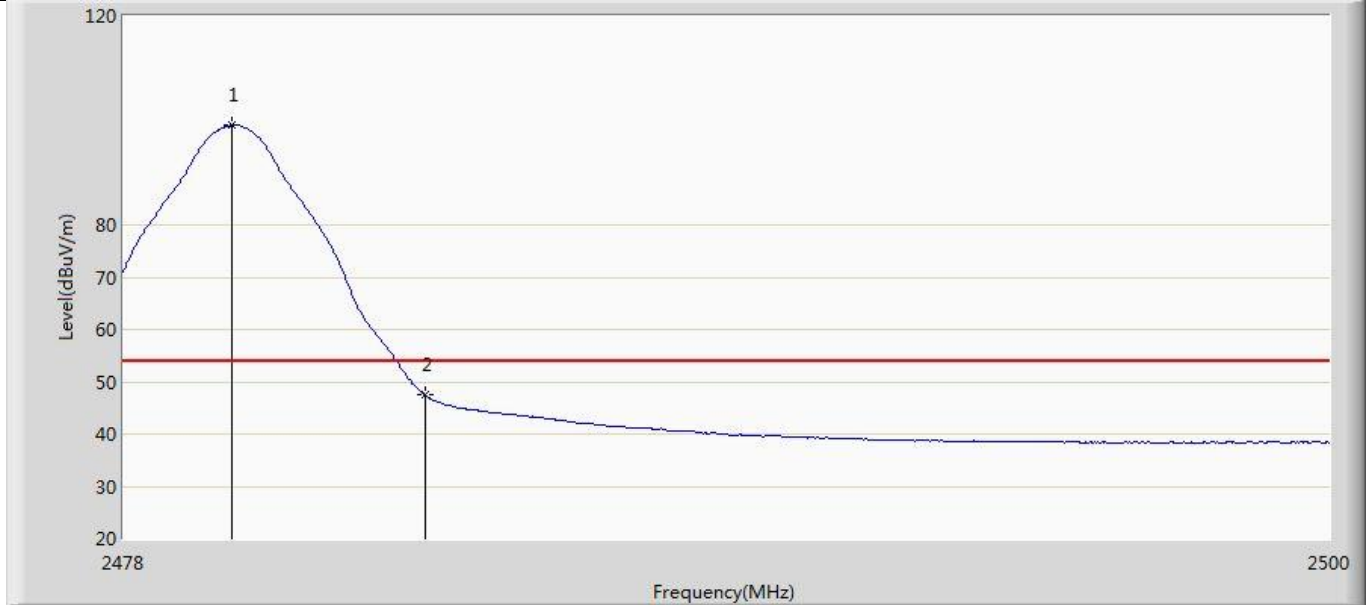
No	Mark	Frequency (MHz)	Measure Level (dBuV/m)	Reading Level (dBuV)	Over Limit (dB)	Limit (dBuV/m)	Factor (dB)	Type
1	*	2479.958	100.630	63.799	46.630	54.000	36.832	AV
2		2483.500	48.914	12.215	-5.086	54.000	36.699	AV

Profile: 20C0209R	Page No.: 31
Engineer: YULIU	
Site: AC5	Time: 2020/12/30 - 00:27
Limit: FCC_Part15.209_RE(3m)	Margin: 0
Probe: Horn_3117_00167055(1-18GHz)	Polarity: Vertical
EUT: LED Lamp	Power: AC 120V/60Hz
Note: Mode 2:Transmit at 2480MHz	



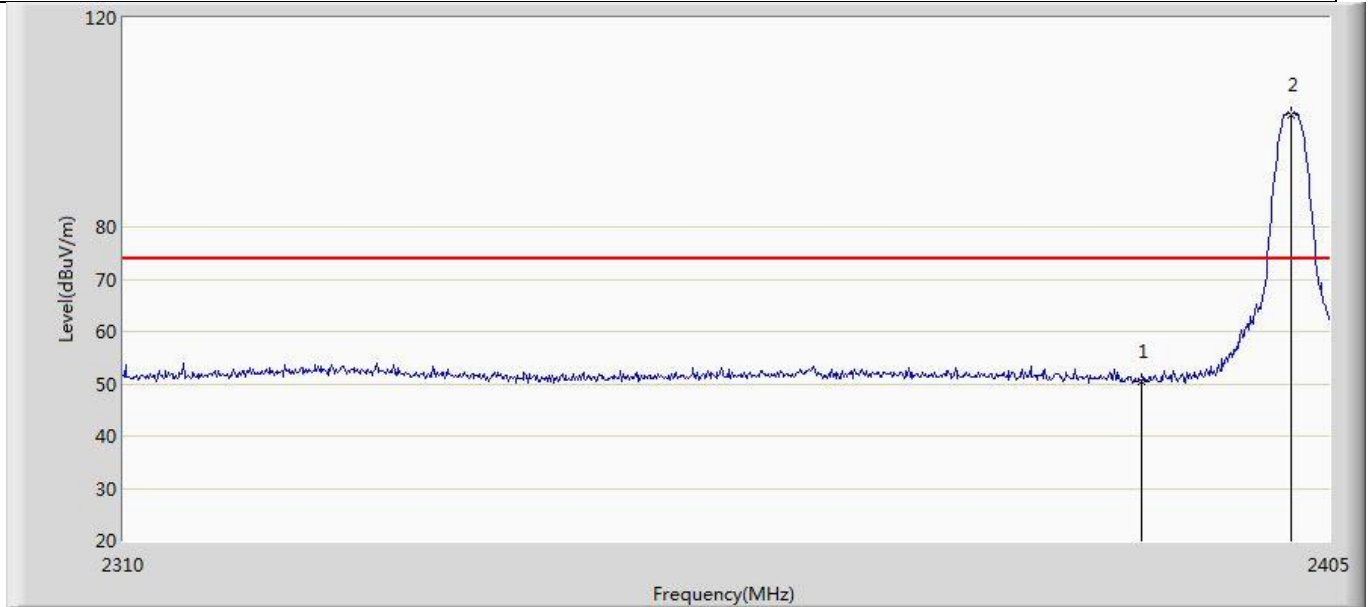
No	Mark	Frequency (MHz)	Measure Level (dBuV/m)	Reading Level (dBuV)	Over Limit (dB)	Limit (dBuV/m)	Factor (dB)	Type
1	*	2479.672	100.682	63.840	26.682	74.000	36.842	PK
2		2483.500	66.719	30.020	-7.281	74.000	36.699	PK

Profile: 20C0209R	Page No.: 32
Engineer: YULIU	
Site: AC5	Time: 2020/12/30 - 00:29
Limit: FCC_Part15.209_RE(3m)	Margin: 0
Probe: Horn_3117_00167055(1-18GHz)	Polarity: Vertical
EUT: LED Lamp	Power: AC 120V/60Hz
Note: Mode 2:Transmit at 2480MHz	



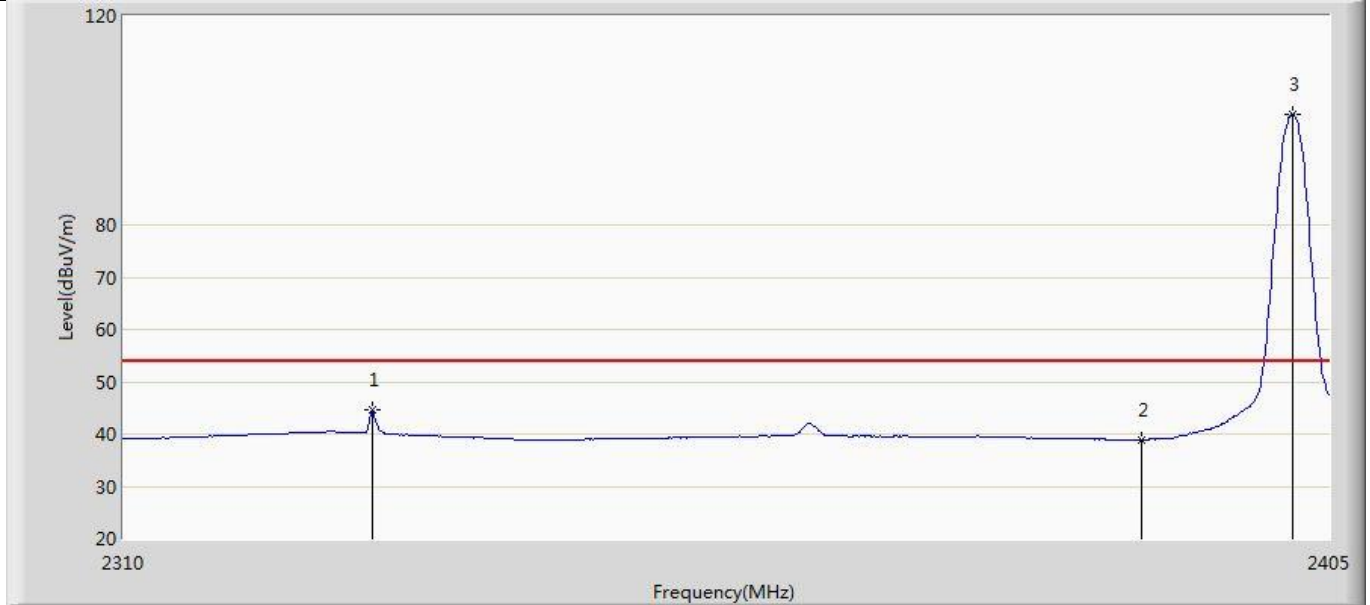
No	Mark	Frequency (MHz)	Measure Level (dBuV/m)	Reading Level (dBuV)	Over Limit (dB)	Limit (dBuV/m)	Factor (dB)	Type
1	*	2479.980	99.072	62.241	45.072	54.000	36.831	AV
2		2483.500	47.405	10.706	-6.595	54.000	36.699	AV

Profile: 20C0209R	Page No.: 21
Engineer: YULIU	
Site: AC5	Time: 2020/12/29 - 23:40
Limit: FCC_Part15.209_RE(3m)	Margin: 0
Probe: Horn_3117_00167055(1-18GHz)	Polarity: Horizontal
EUT: LED Lamp	Power: AC 120V/60Hz
Note: Mode 3:Transmit at 2402MHz	



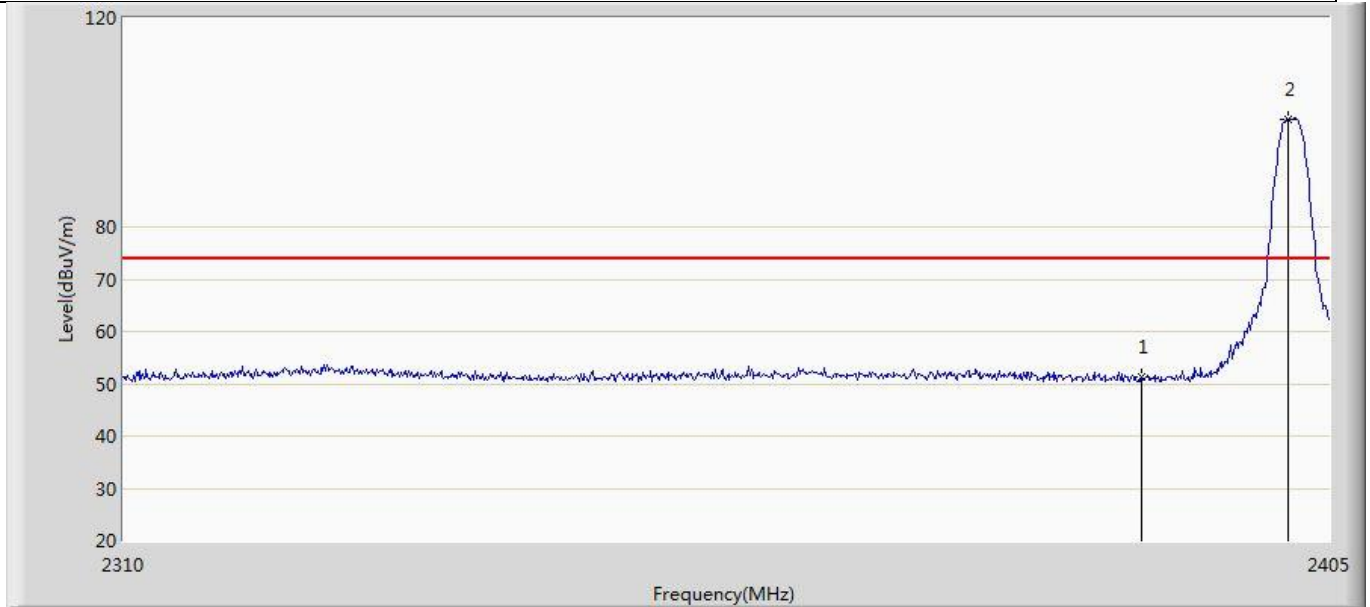
No	Mark	Frequency (MHz)	Measure Level (dBuV/m)	Reading Level (dBuV)	Over Limit (dB)	Limit (dBuV/m)	Factor (dB)	Type
1		2390.000	50.484	14.740	-23.516	74.000	35.745	PK
2	*	2401.960	101.582	65.517	27.582	74.000	36.064	PK

Profile: 20C0209R	Page No.: 22
Engineer: YULIU	
Site: AC5	Time: 2020/12/29 - 23:41
Limit: FCC_Part15.209_RE(3m)	Margin: 0
Probe: Horn_3117_00167055(1-18GHz)	Polarity: Horizontal
EUT: LED Lamp	Power: AC 120V/60Hz
Note: Mode 3:Transmit at 2402MHz	



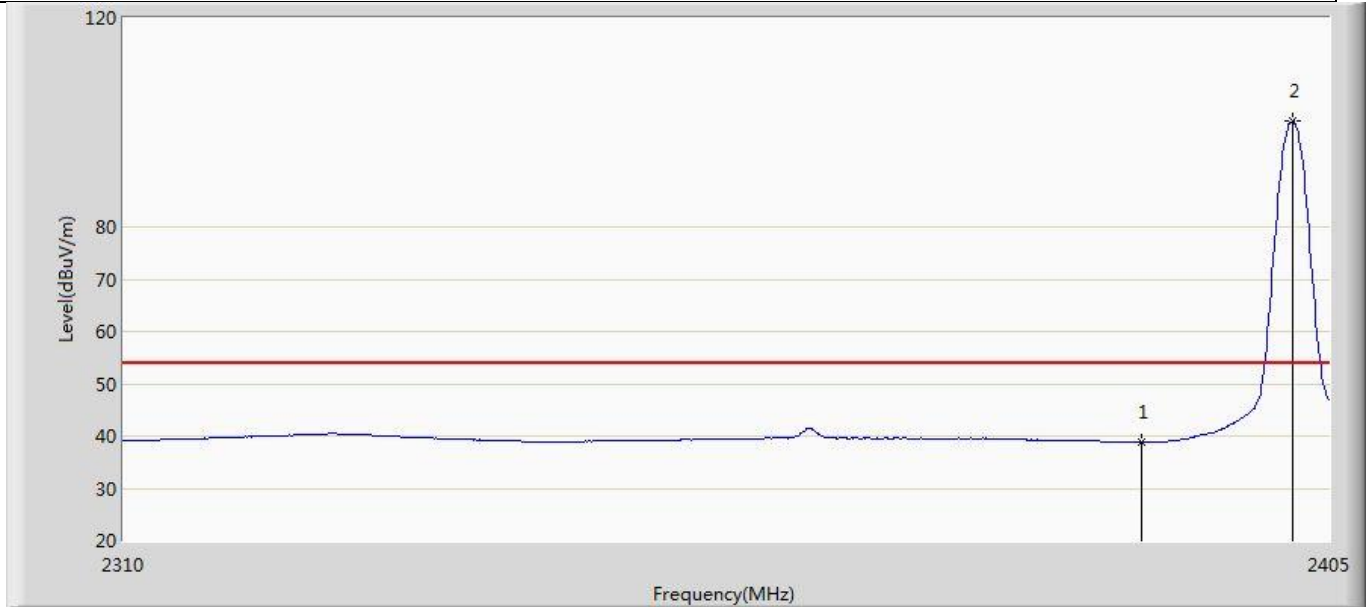
No	Mark	Frequency (MHz)	Measure Level (dBuV/m)	Reading Level (dBuV)	Over Limit (dB)	Limit (dBuV/m)	Factor (dB)	Type
1		2329.380	44.729	7.394	-9.271	54.000	37.336	AV
2		2390.000	38.903	3.159	-15.097	54.000	35.745	AV
3	*	2402.055	101.292	65.220	47.292	54.000	36.071	AV

Profile: 20C0209R	Page No.: 23
Engineer: YULIU	
Site: AC5	Time: 2020/12/29 - 23:42
Limit: FCC_Part15.209_RE(3m)	Margin: 0
Probe: Horn_3117_00167055(1-18GHz)	Polarity: Vertical
EUT: LED Lamp	Power: AC 120V/60Hz
Note: Mode 3:Transmit at 2402MHz	



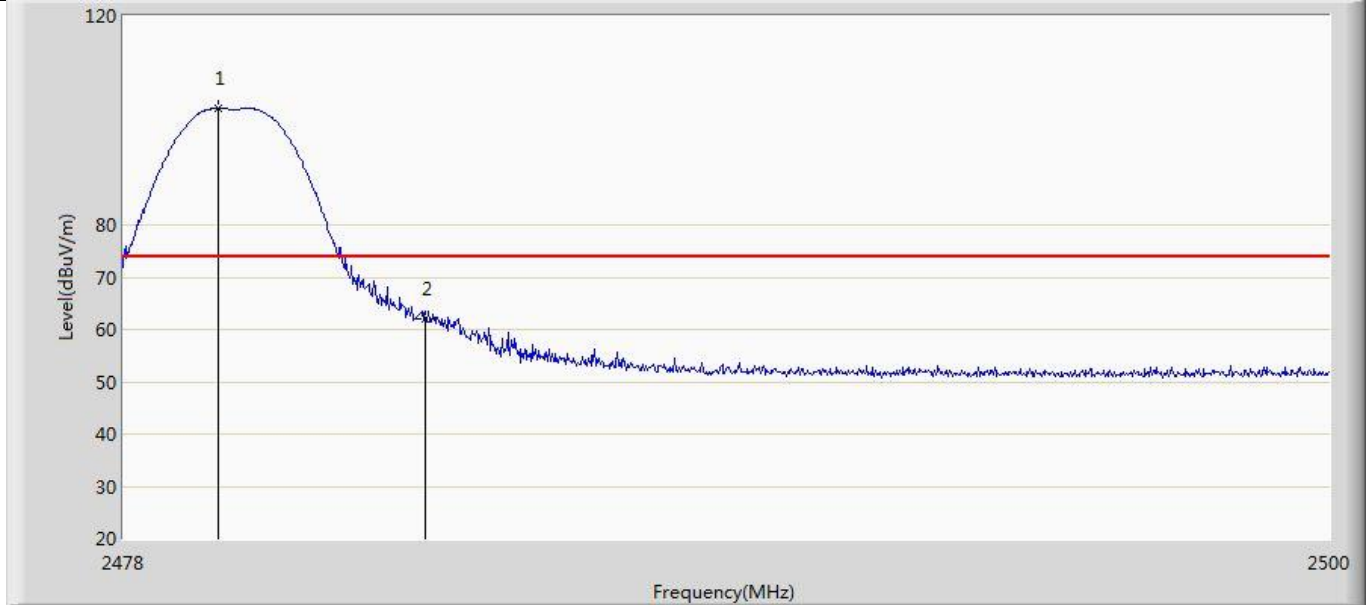
No	Mark	Frequency (MHz)	Measure Level (dBuV/m)	Reading Level (dBuV)	Over Limit (dB)	Limit (dBuV/m)	Factor (dB)	Type
1		2390.000	51.235	15.491	-22.765	74.000	35.745	PK
2	*	2401.770	100.695	64.644	26.695	74.000	36.050	PK

Profile: 20C0209R	Page No.: 24
Engineer: YULIU	
Site: AC5	Time: 2020/12/29 - 23:44
Limit: FCC_Part15.209_RE(3m)	Margin: 0
Probe: Horn_3117_00167055(1-18GHz)	Polarity: Vertical
EUT: LED Lamp	Power: AC 120V/60Hz
Note: Mode 3:Transmit at 2402MHz	



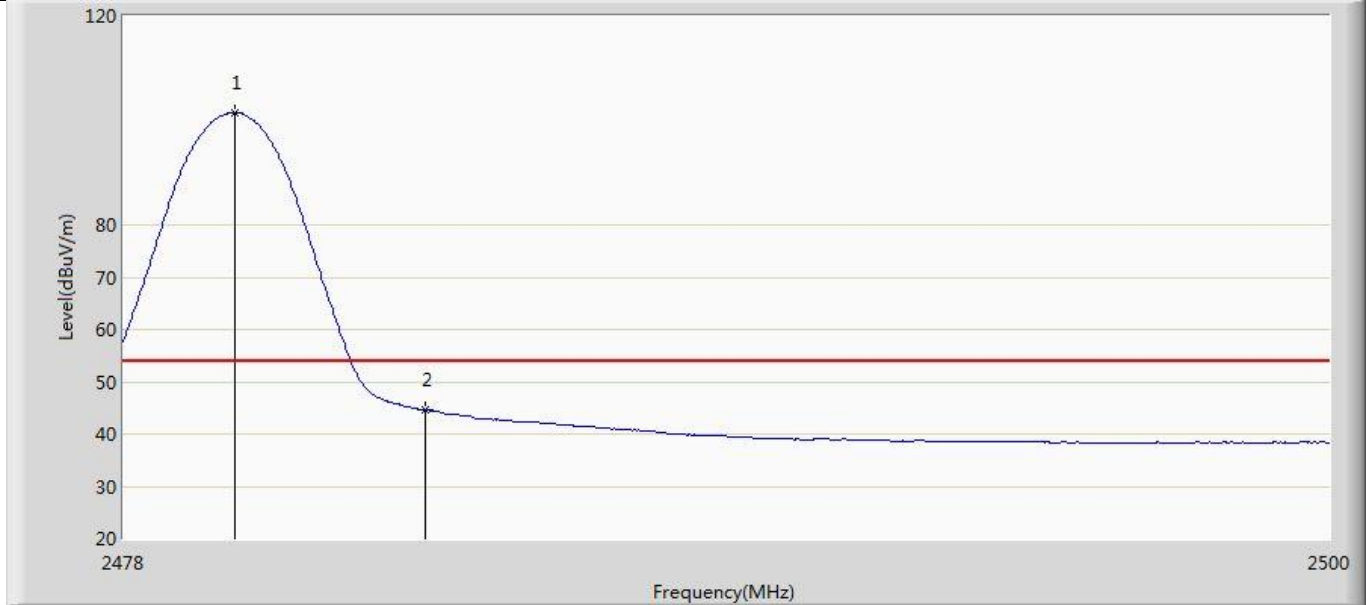
No	Mark	Frequency (MHz)	Measure Level (dBuV/m)	Reading Level (dBuV)	Over Limit (dB)	Limit (dBuV/m)	Factor (dB)	Type
1		2390.000	38.819	3.075	-15.181	54.000	35.745	AV
2	*	2402.055	100.169	64.097	46.169	54.000	36.071	AV

Profile: 20C0209R	Page No.: 37
Engineer: YULIU	
Site: AC5	Time: 2020/12/30 - 01:07
Limit: FCC_Part15.209_RE(3m)	Margin: 0
Probe: Horn_3117_00167055(1-18GHz)	Polarity: Horizontal
EUT: LED Lamp	Power: AC 120V/60Hz
Note: Mode 3:Transmit at 2480MHz	



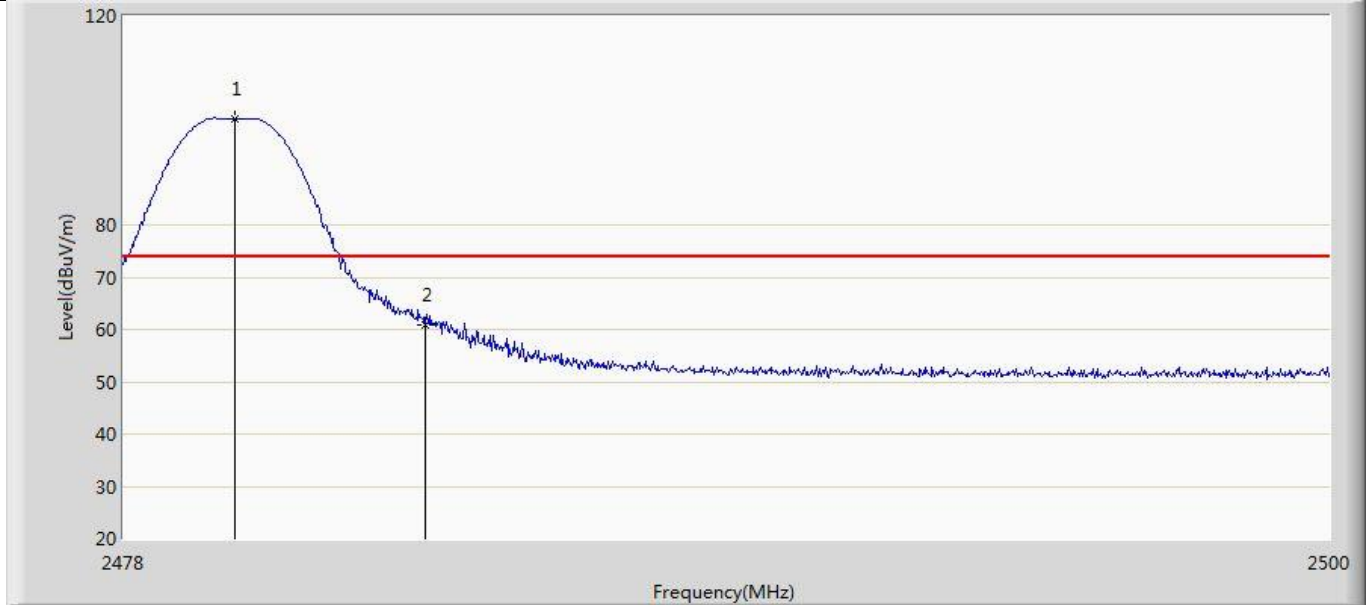
No	Mark	Frequency (MHz)	Measure Level (dBuV/m)	Reading Level (dBuV)	Over Limit (dB)	Limit (dBuV/m)	Factor (dB)	Type
1	*	2479.738	102.291	65.451	28.291	74.000	36.840	PK
2		2483.500	62.151	25.452	-11.849	74.000	36.699	PK

Profile: 20C0209R	Page No.: 38
Engineer: YULIU	
Site: AC5	Time: 2020/12/30 - 01:08
Limit: FCC_Part15.209_RE(3m)	Margin: 0
Probe: Horn_3117_00167055(1-18GHz)	Polarity: Horizontal
EUT: LED Lamp	Power: AC 120V/60Hz
Note: Mode 3:Transmit at 2480MHz	



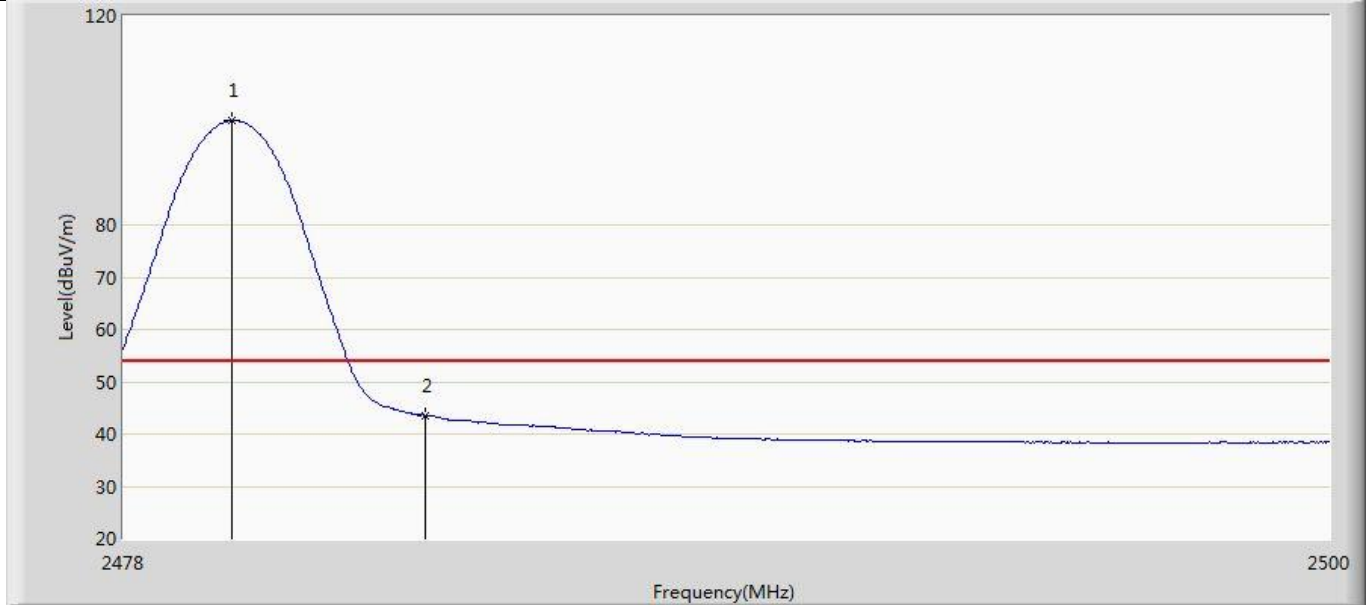
No	Mark	Frequency (MHz)	Measure Level (dBuV/m)	Reading Level (dBuV)	Over Limit (dB)	Limit (dBuV/m)	Factor (dB)	Type
1	*	2480.024	101.462	64.633	47.462	54.000	36.829	AV
2		2483.500	44.598	7.899	-9.402	54.000	36.699	AV

Profile: 20C0209R	Page No.: 39
Engineer: YULIU	
Site: AC5	Time: 2020/12/30 - 01:09
Limit: FCC_Part15.209_RE(3m)	Margin: 0
Probe: Horn_3117_00167055(1-18GHz)	Polarity: Vertical
EUT: LED Lamp	Power: AC 120V/60Hz
Note: Mode 3:Transmit at 2480MHz	



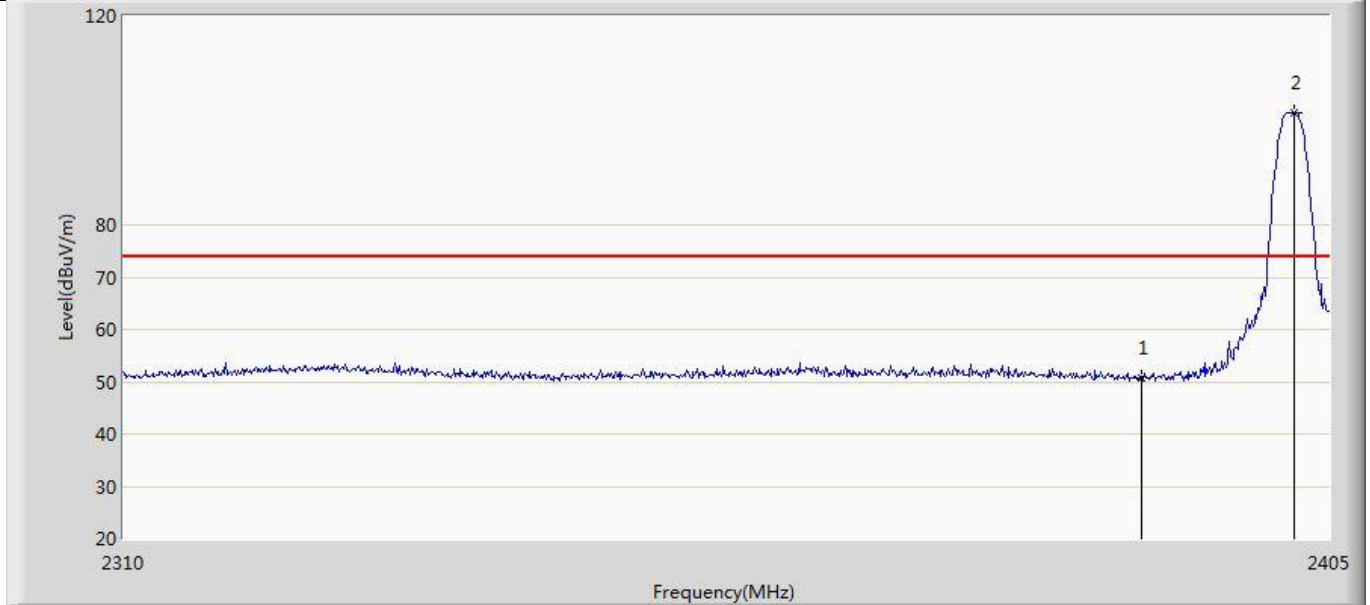
No	Mark	Frequency (MHz)	Measure Level (dBuV/m)	Reading Level (dBuV)	Over Limit (dB)	Limit (dBuV/m)	Factor (dB)	Type
1	*	2480.024	100.299	63.470	26.299	74.000	36.829	PK
2		2483.500	60.879	24.180	-13.121	74.000	36.699	PK

Profile: 20C0209R	Page No.: 40
Engineer: YULIU	
Site: AC5	Time: 2020/12/30 - 01:11
Limit: FCC_Part15.209_RE(3m)	Margin: 0
Probe: Horn_3117_00167055(1-18GHz)	Polarity: Vertical
EUT: LED Lamp	Power: AC 120V/60Hz
Note: Mode 3:Transmit at 2480MHz	



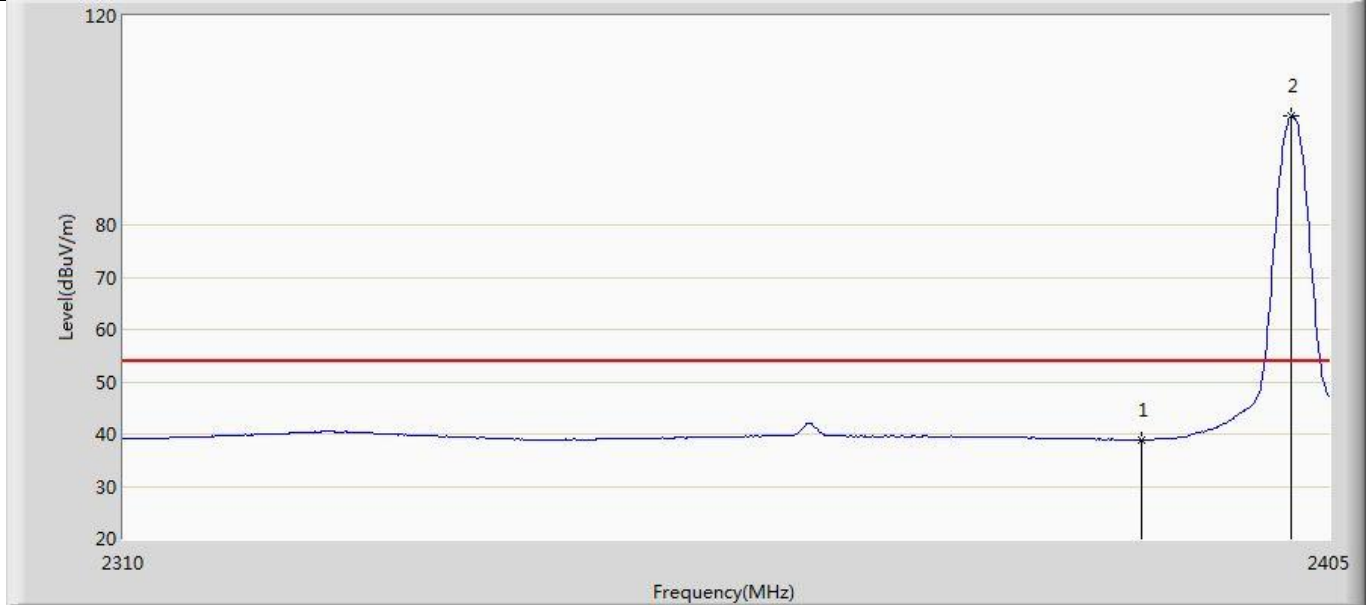
No	Mark	Frequency (MHz)	Measure Level (dBuV/m)	Reading Level (dBuV)	Over Limit (dB)	Limit (dBuV/m)	Factor (dB)	Type
1	*	2479.980	99.924	63.093	45.924	54.000	36.831	AV
2		2483.500	43.536	6.837	-10.464	54.000	36.699	AV

Profile: 20C0209R	Page No.: 17
Engineer: YULIU	
Site: AC5	Time: 2020/12/29 - 23:19
Limit: FCC_Part15.209_RE(3m)	Margin: 0
Probe: Horn_3117_00167055(1-18GHz)	Polarity: Horizontal
EUT: LED Lamp	Power: AC 120V/60Hz
Note: Mode 4:Transmit at 2402MHz	



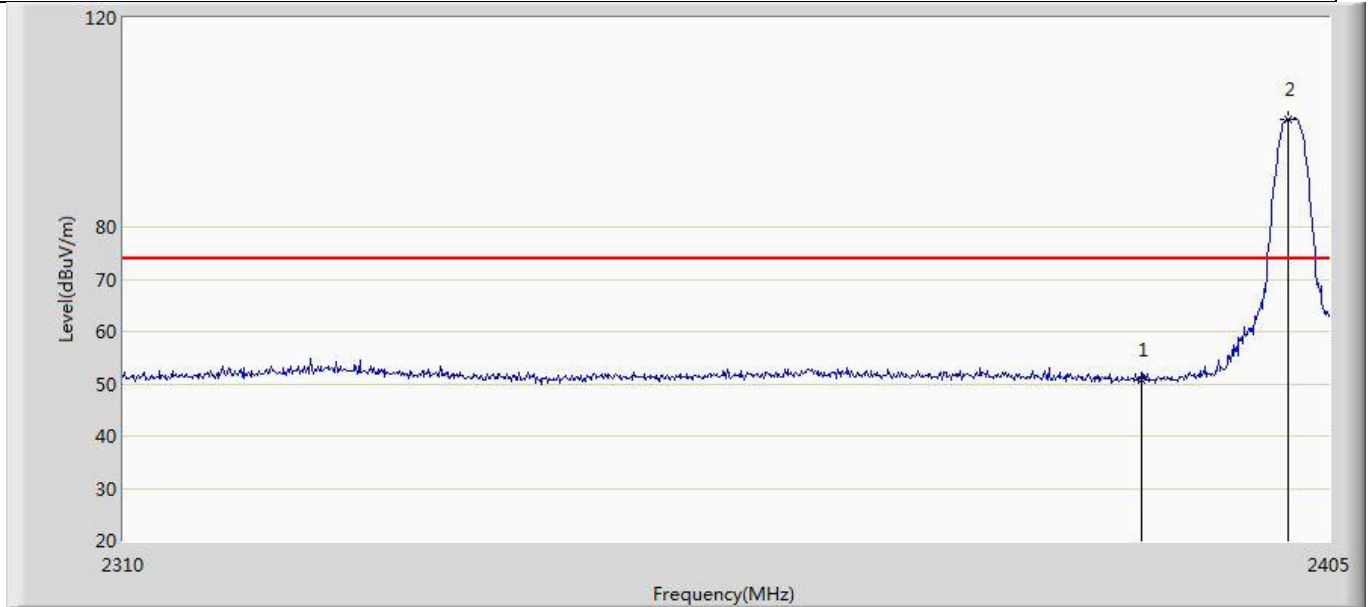
No	Mark	Frequency (MHz)	Measure Level (dBuV/m)	Reading Level (dBuV)	Over Limit (dB)	Limit (dBuV/m)	Factor (dB)	Type
1		2390.000	50.807	15.063	-23.193	74.000	35.745	PK
2	*	2402.245	101.566	65.480	27.566	74.000	36.086	PK

Profile: 20C0209R	Page No.: 18
Engineer: YULIU	
Site: AC5	Time: 2020/12/29 - 23:20
Limit: FCC_Part15.209_RE(3m)	Margin: 0
Probe: Horn_3117_00167055(1-18GHz)	Polarity: Horizontal
EUT: LED Lamp	Power: AC 120V/60Hz
Note: Mode 4:Transmit at 2402MHz	



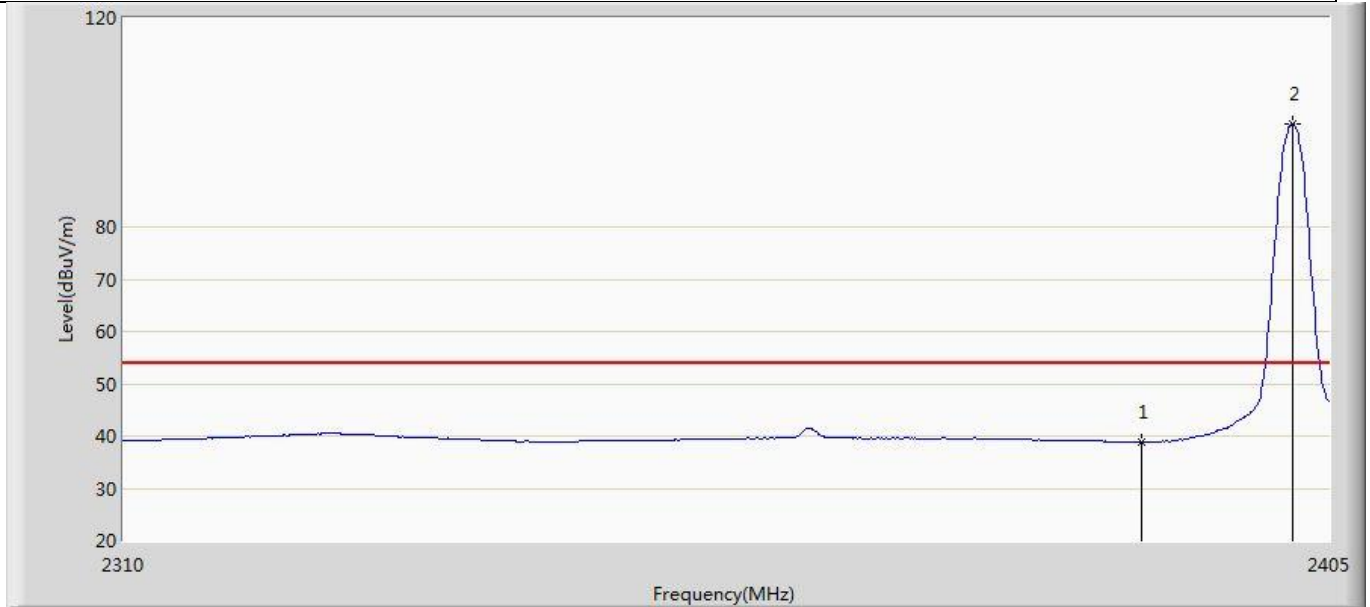
No	Mark	Frequency (MHz)	Measure Level (dBuV/m)	Reading Level (dBuV)	Over Limit (dB)	Limit (dBuV/m)	Factor (dB)	Type
1		2390.000	38.856	3.112	-15.144	54.000	35.745	AV
2	*	2401.960	100.943	64.878	46.943	54.000	36.064	AV

Profile: 20C0209R	Page No.: 19
Engineer: YULIU	
Site: AC5	Time: 2020/12/29 - 23:21
Limit: FCC_Part15.209_RE(3m)	Margin: 0
Probe: Horn_3117_00167055(1-18GHz)	Polarity: Vertical
EUT: LED Lamp	Power: AC 120V/60Hz
Note: Mode 4:Transmit at 2402MHz	



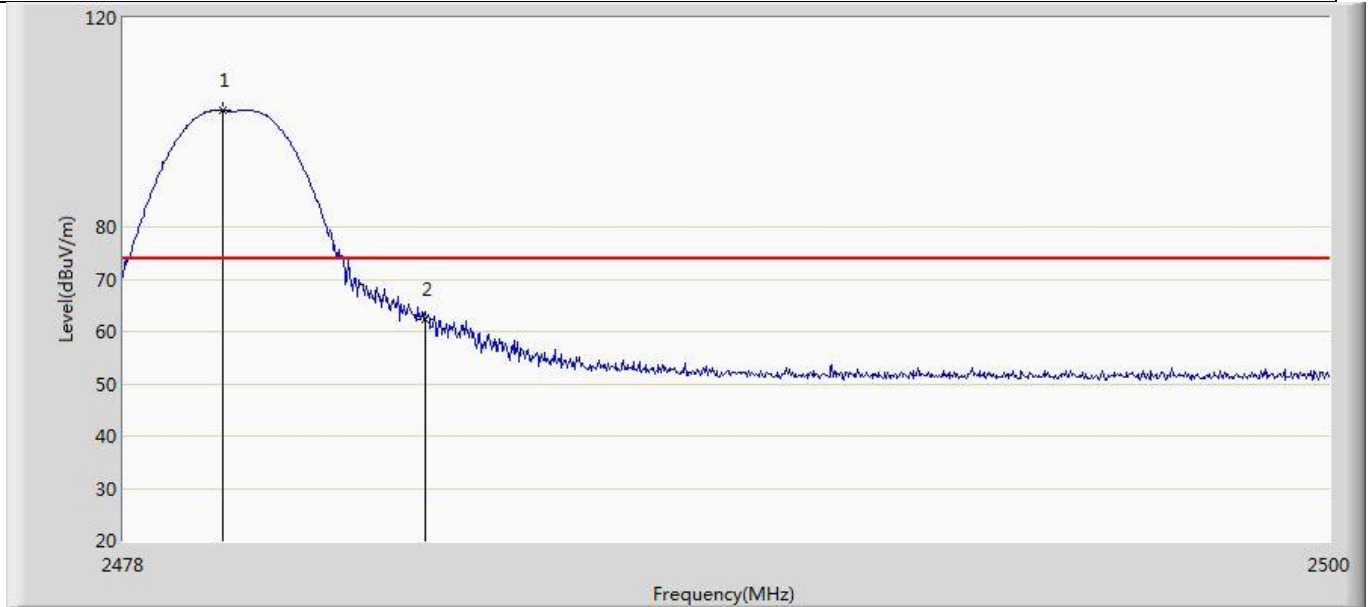
No	Mark	Frequency (MHz)	Measure Level (dBuV/m)	Reading Level (dBuV)	Over Limit (dB)	Limit (dBuV/m)	Factor (dB)	Type
1		2390.000	50.866	15.122	-23.134	74.000	35.745	PK
2	*	2401.770	100.696	64.645	26.696	74.000	36.050	PK

Profile: 20C0209R	Page No.: 20
Engineer: YULIU	
Site: AC5	Time: 2020/12/29 - 23:23
Limit: FCC_Part15.209_RE(3m)	Margin: 0
Probe: Horn_3117_00167055(1-18GHz)	Polarity: Vertical
EUT: LED Lamp	Power: AC 120V/60Hz
Note: Mode 4:Transmit at 2402MHz	



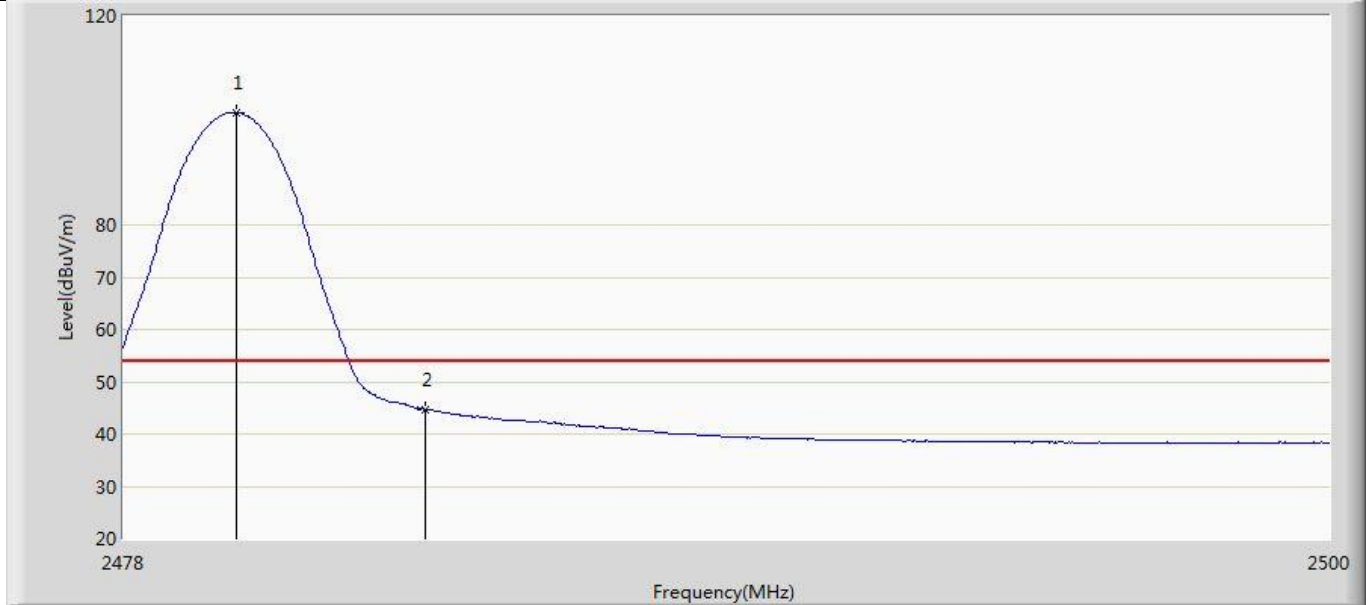
No	Mark	Frequency (MHz)	Measure Level (dBuV/m)	Reading Level (dBuV)	Over Limit (dB)	Limit (dBuV/m)	Factor (dB)	Type
1		2390.000	38.780	3.036	-15.220	54.000	35.745	AV
2	*	2402.055	99.816	63.744	45.816	54.000	36.071	AV

Profile: 20C0209R	Page No.: 33
Engineer: YULIU	
Site: AC5	Time: 2020/12/30 - 00:46
Limit: FCC_Part15.209_RE(3m)	Margin: 0
Probe: Horn_3117_00167055(1-18GHz)	Polarity: Horizontal
EUT: LED Lamp	Power: AC 120V/60Hz
Note: Mode 4:Transmit at 2480MHz	



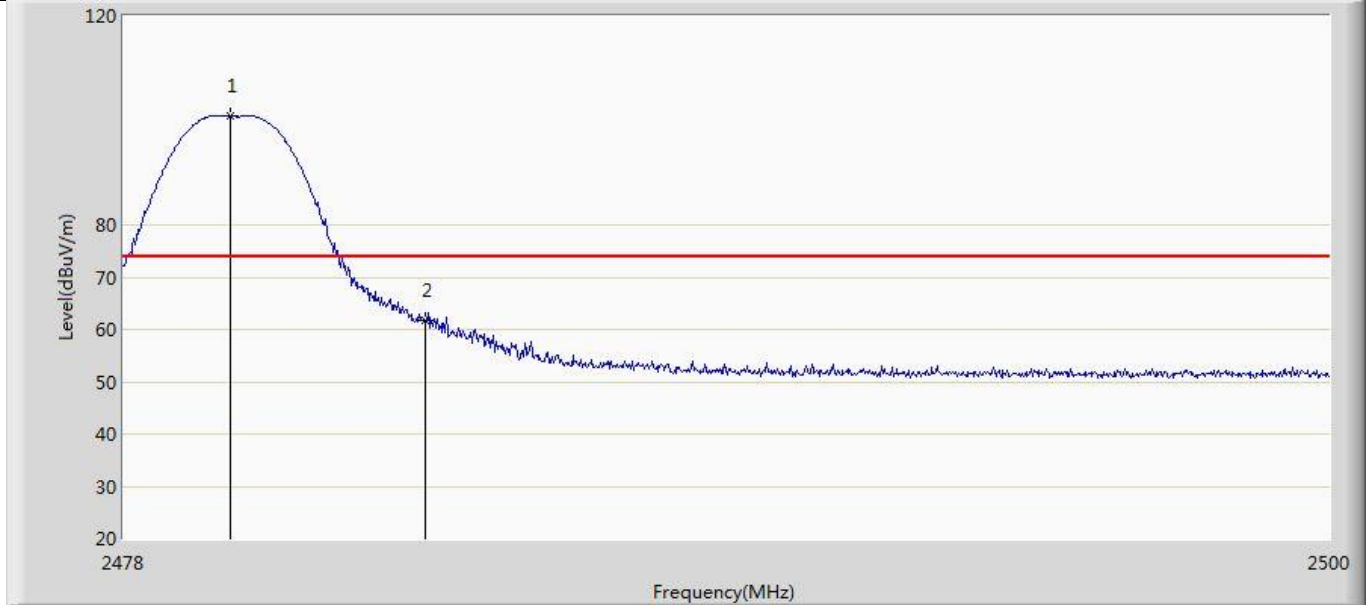
No	Mark	Frequency (MHz)	Measure Level (dBuV/m)	Reading Level (dBuV)	Over Limit (dB)	Limit (dBuV/m)	Factor (dB)	Type
1	*	2479.804	102.276	65.439	28.276	74.000	36.837	PK
2		2483.500	62.218	25.519	-11.782	74.000	36.699	PK

Profile: 20C0209R	Page No.: 34
Engineer: YULIU	
Site: AC5	Time: 2020/12/30 - 00:47
Limit: FCC_Part15.209_RE(3m)	Margin: 0
Probe: Horn_3117_00167055(1-18GHz)	Polarity: Horizontal
EUT: LED Lamp	Power: AC 120V/60Hz
Note: Mode 4:Transmit at 2480MHz	



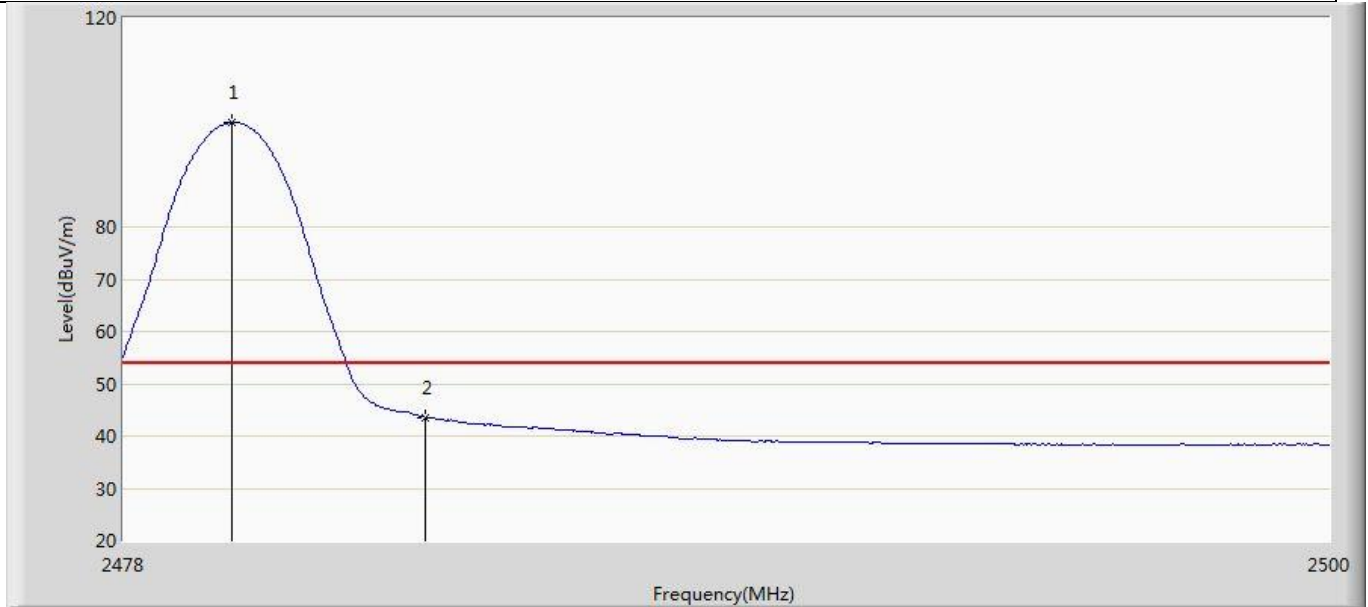
No	Mark	Frequency (MHz)	Measure Level (dBuV/m)	Reading Level (dBuV)	Over Limit (dB)	Limit (dBuV/m)	Factor (dB)	Type
1	*	2480.046	101.476	64.648	47.476	54.000	36.828	AV
2		2483.500	44.738	8.039	-9.262	54.000	36.699	AV

Profile: 20C0209R	Page No.: 35
Engineer: YULIU	
Site: AC5	Time: 2020/12/30 - 00:48
Limit: FCC_Part15.209_RE(3m)	Margin: 0
Probe: Horn_3117_00167055(1-18GHz)	Polarity: Vertical
EUT: LED Lamp	Power: AC 120V/60Hz
Note: Mode 4:Transmit at 2480MHz	



No	Mark	Frequency (MHz)	Measure Level (dBuV/m)	Reading Level (dBuV)	Over Limit (dB)	Limit (dBuV/m)	Factor (dB)	Type
1	*	2479.958	100.775	63.944	26.775	74.000	36.832	PK
2		2483.500	61.693	24.994	-12.307	74.000	36.699	PK

Profile: 20C0209R	Page No.: 36
Engineer: YULIU	
Site: AC5	Time: 2020/12/30 - 00:50
Limit: FCC_Part15.209_RE(3m)	Margin: 0
Probe: Horn_3117_00167055(1-18GHz)	Polarity: Vertical
EUT: LED Lamp	Power: AC 120V/60Hz
Note: Mode 4:Transmit at 2480MHz	



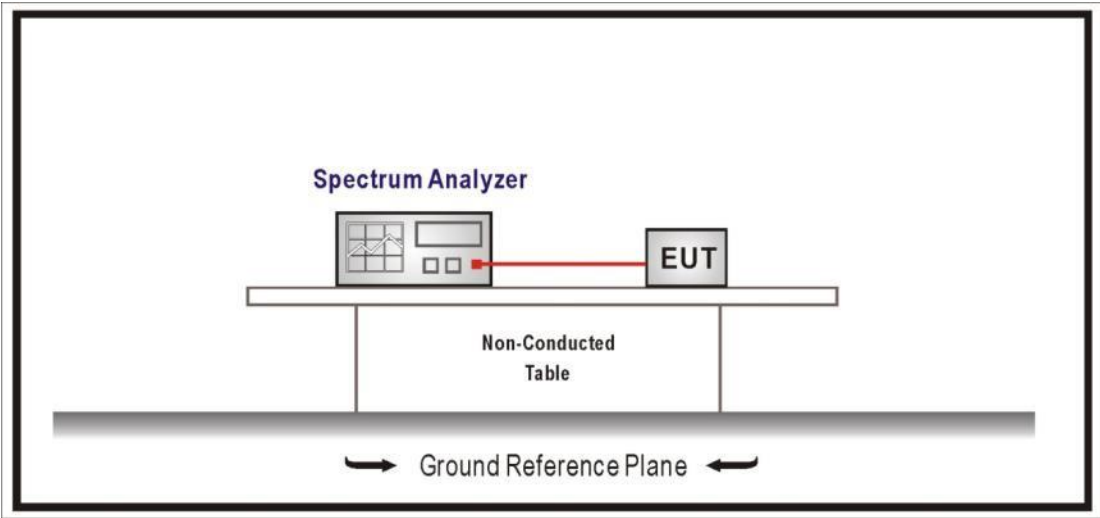
No	Mark	Frequency (MHz)	Measure Level (dBuV/m)	Reading Level (dBuV)	Over Limit (dB)	Limit (dBuV/m)	Factor (dB)	Type
1	*	2479.980	100.017	63.186	46.017	54.000	36.831	AV
2		2483.500	43.578	6.879	-10.422	54.000	36.699	AV

4.6 DTS Bandwidth	VERDICT: PASS
--------------------------	----------------------

4.6.1 Limit

Standard	FCC Part 15 Subpart C Paragraph 15.247 (a)(2)
Systems using digital modulation techniques operate in the 2400-2483.5 MHz. The minimum 6 dB bandwidth shall be at least 500 kHz	

4.6.2 Test Setup



4.6.3 Test Procedure

	Reference Rule	Chapter	Description
<input checked="" type="checkbox"/>	ANSI C63.10	11.8	DTS bandwidth
<input type="checkbox"/>	ANSI C63.10	11.8.1	Option 1
<input checked="" type="checkbox"/>	ANSI C63.10	11.8.2	Option 2

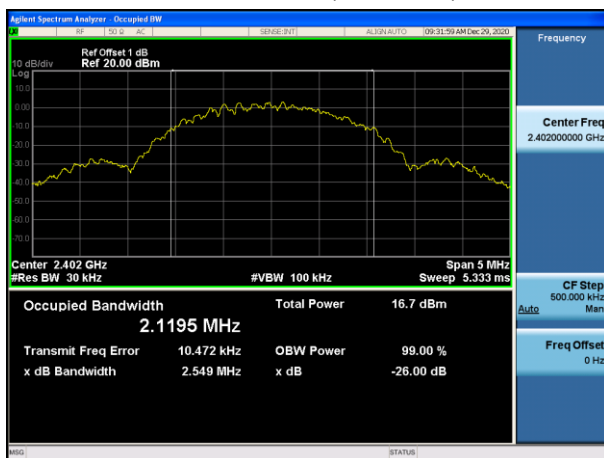
4.6.4 Test Data

Mode	CH.	Test Freq. (MHz)	99% Occupied Bandwidth (kHz)	6dB Occupied Bandwidth (kHz)	Limit (kHz)	Result
1	00	2402	1045.1	704.6	>500	Pass
	19	2440	1044.2	698.1	>500	Pass
	39	2480	1043.6	699.5	>500	Pass
2	00	2402	2119.5	1350	>500	Pass
	19	2440	2124.8	1351	>500	Pass
	39	2480	2132.9	1351	>500	Pass
3	00	2402	1094.2	785.4	>500	Pass
	19	2440	1091.9	783.7	>500	Pass
	39	2480	1091.4	784.6	>500	Pass
4	00	2402	1127.7	753.5	>500	Pass
	19	2440	1127.9	751.3	>500	Pass
	39	2480	1091.7	750.3	>500	Pass

Note : The worst case of Occupied Bandwidth as below:

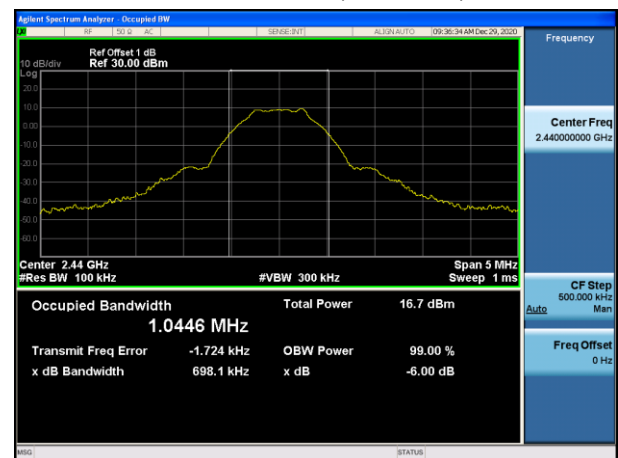
99% Occupied Bandwidth

Mode 2 CH00 (2402MHz)



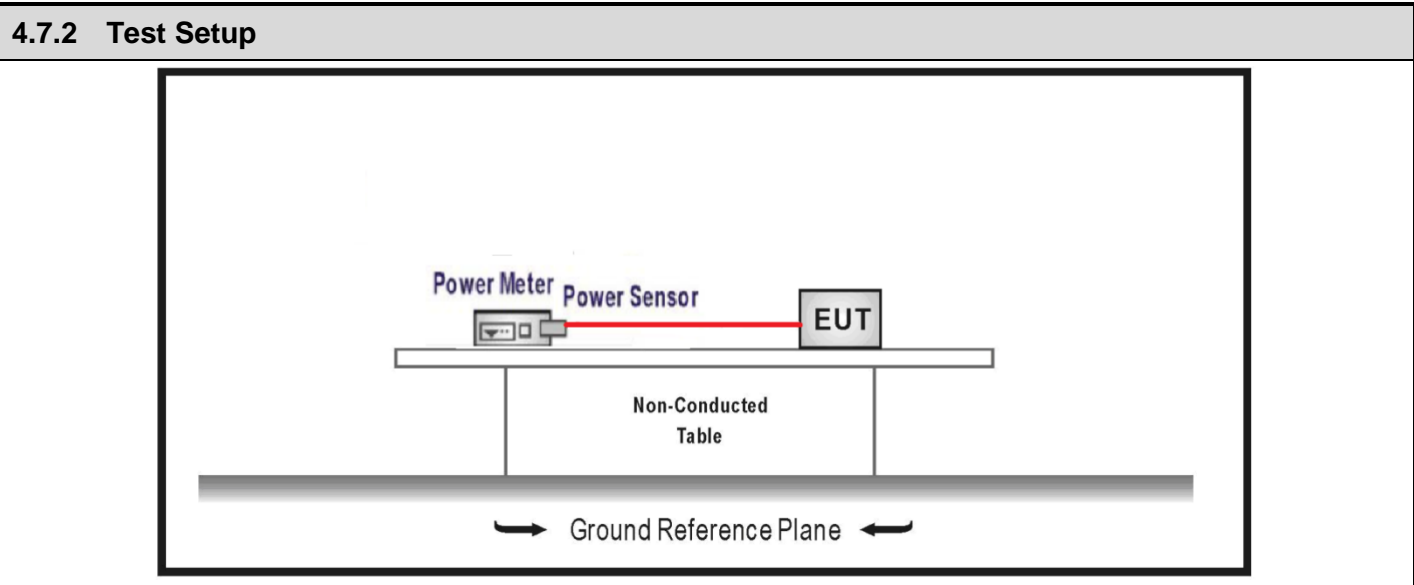
6dB Occupied Bandwidth

Mode 1 CH19 (2440MHz)



4.7 Fundamental emission output power	VERDICT: PASS
----------------------------------------------	----------------------

4.7.1 Limit			
Standard	FCC Part 15 Subpart C Paragraph 15.247 (b)(3)		
<input checked="" type="checkbox"/>	GTX < 6dBi	Pout ≤ 30dBm	
<input type="checkbox"/>	GTX > 6dBi		
<input type="checkbox"/>	Non-Fix point-point	Pout ≤ 30 - (GTX - 6)	
<input type="checkbox"/>	Fix point-point	Pout ≤ 30 - [(GTX - 6)]/3	
<input type="checkbox"/>	Point-to-multipoint	Pout ≤ 30 - (GTX - 6)	
<input type="checkbox"/>	Overlap Beams	Pout ≤ 30 - [(GTX - 6)]/3	
<input type="checkbox"/>	Aggregate power transmitted simultaneously on all beams	Pout ≤ 30 - [(GTX - 6)]/3	
<input type="checkbox"/>	single directional beam	Pout ≤ 30 - [(GTX - 6)]/3 + 8dB	
Note 1 : GTX directional gain of transmitting antennas. Note 2 : Pout is maximum peak conducted output power .			



4.7.3 Test Procedure					
	References Rule		Chapter	Description	
<input checked="" type="checkbox"/>	ANSI C63.10		11.9	Fundamental emission output power	
<input checked="" type="checkbox"/>	ANSI C63.10		11.9.1	Maximum peak conducted output power	
	<input type="checkbox"/>	ANSI C63.10	11.9.1.1	RBW \geq DTS bandwidth	
	<input type="checkbox"/>	ANSI C63.10	11.9.1.2	Integrated band power method	
	<input checked="" type="checkbox"/>	ANSI C63.10	11.9.1.3	PKPM1 Peak power meter method	
	<input type="checkbox"/>	ANSI C63.10		11.9.2	Maximum conducted (average) output power
	<input type="checkbox"/>	ANSI C63.10	11.9.2.2	Measurement using a spectrum analyzer (SA)	
		<input type="checkbox"/>	ANSI C63.10	11.9.2.2.2	Method AVGSA-1(Duty cycle \geq 98%)
		<input type="checkbox"/>	ANSI C63.10	11.9.2.2.3	Method AVGSA-1A(Duty cycle \geq 98%)
		<input type="checkbox"/>	ANSI C63.10	11.9.2.2.4	Method AVGSA-2(Duty cycle \leq 98%)
		<input type="checkbox"/>	ANSI C63.10	11.9.2.2.5	Method AVGSA-2A(Duty cycle \leq 98%)
		<input type="checkbox"/>	ANSI C63.10	11.9.2.2.4	Method AVGSA-3
		<input type="checkbox"/>	ANSI C63.10	11.9.2.2.5	Method AVGSA-3A
	<input type="checkbox"/>	ANSI C63.10		11.9.2.3	Measurement using a power meter (PM)
		<input type="checkbox"/>	ANSI C63.10	11.9.2.3.1	Method AVGPM
		<input type="checkbox"/>	ANSI C63.10	11.9.2.3.2	Method AVGPM-G

4.7.4 Test Data

Crystal oscillator #1:

Mode	Channel	Test Frequency (MHz)	Conducted Power (dBm)	EIRP (dBm)	Conducted Power Limit (dBm)	EIRP Limit (dBm)	Result
Mode 1	00	2402	10.51	9.81	≤30	≤36	Pass
	19	2440	10.39	9.69	≤30	≤36	Pass
	39	2480	10.29	9.59	≤30	≤36	Pass
Mode 2	00	2402	10.71	10.01	≤30	≤36	Pass
	19	2440	10.71	10.01	≤30	≤36	Pass
	39	2480	10.60	9.90	≤30	≤36	Pass
Mode 3	00	2402	10.84	10.14	≤30	≤36	Pass
	19	2440	10.93	10.23	≤30	≤36	Pass
	39	2480	10.80	10.10	≤30	≤36	Pass
Mode 4	00	2402	10.95	10.25	≤30	≤36	Pass
	19	2440	10.93	10.23	≤30	≤36	Pass
	39	2480	10.80	10.10	≤30	≤36	Pass

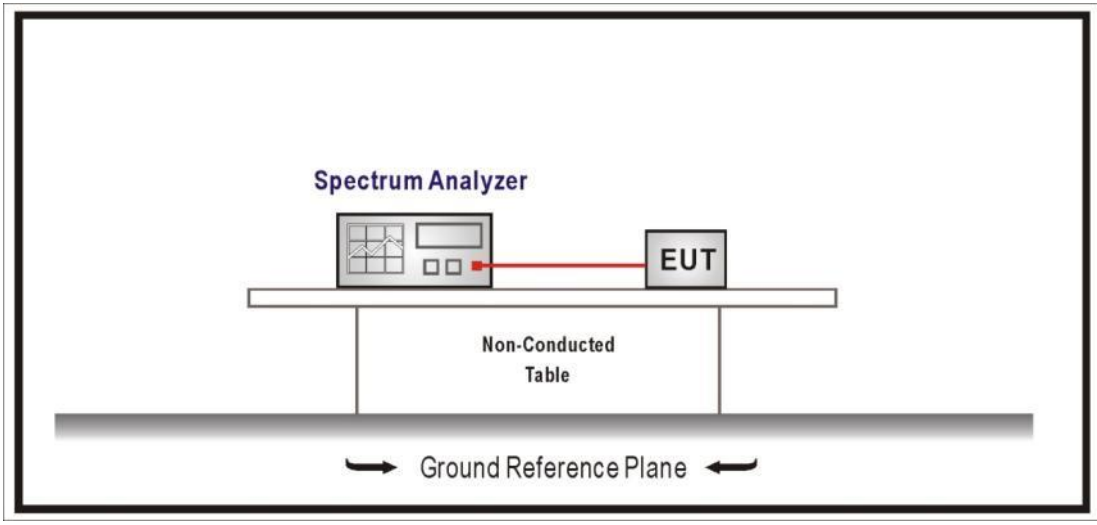
Crystal oscillator #2:

Mode	Channel	Test Frequency (MHz)	Conducted Power (dBm)	EIRP (dBm)	Conducted Power Limit (dBm)	EIRP Limit (dBm)	Result
Mode 1	00	2402	10.26	9.56	≤30	≤36	Pass
	19	2440	10.22	9.52	≤30	≤36	Pass
	39	2480	10.24	9.54	≤30	≤36	Pass
Mode 2	00	2402	10.53	9.83	≤30	≤36	Pass
	19	2440	10.50	9.80	≤30	≤36	Pass
	39	2480	10.43	9.73	≤30	≤36	Pass
Mode 3	00	2402	10.61	9.91	≤30	≤36	Pass
	19	2440	10.59	9.89	≤30	≤36	Pass
	39	2480	10.42	9.72	≤30	≤36	Pass
Mode 4	00	2402	10.61	9.91	≤30	≤36	Pass
	19	2440	10.58	9.88	≤30	≤36	Pass
	39	2480	10.49	9.79	≤30	≤36	Pass

4.8 Power Density	VERDICT: PASS
--------------------------	----------------------

4.8.1 Limit:	
Standard	FCC Part 15 Subpart C Paragraph 15.247 (b)(3)
Power Spectral Density $\leq 8\text{dBm}/3\text{kHz}$	

4.8.2 Test Setup



4.8.3 Test Procedure

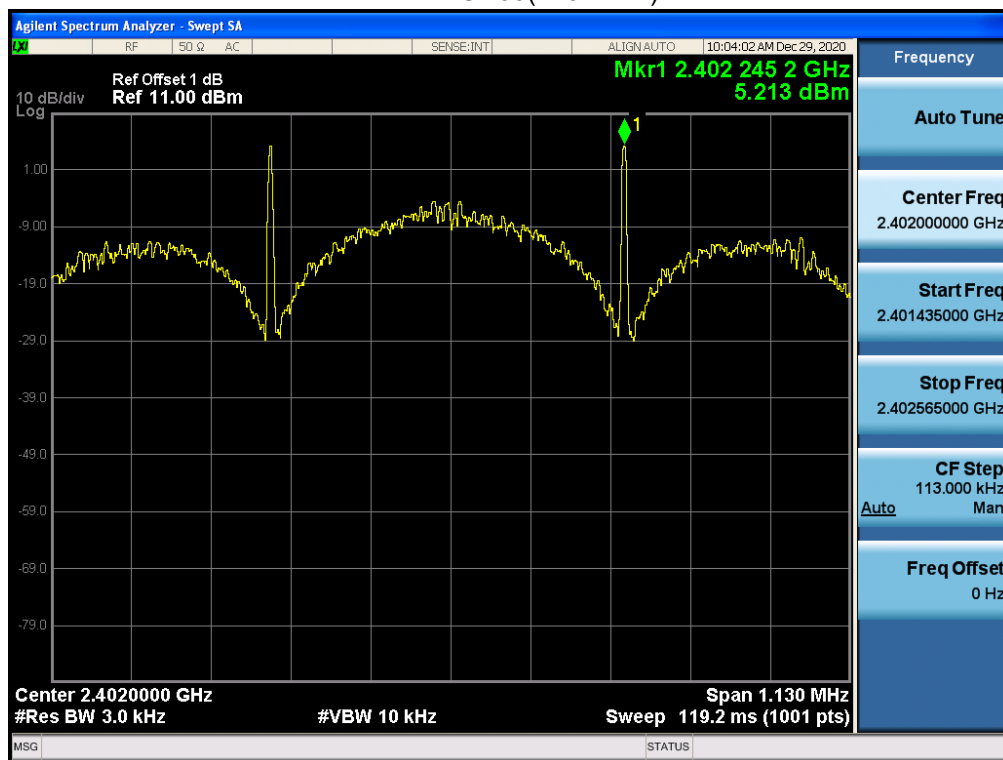
	References Rule	Chapter	Description
<input checked="" type="checkbox"/>	ANSI C63.10	11.10	Maximum power spectral density level in the fundamental emission
<input checked="" type="checkbox"/>	ANSI C63.10	11.10.2	Method PKPSD (peak PSD)
<input type="checkbox"/>	ANSI C63.10	11.10.3	Method AVGPSD-1(Duty cycle $\geq 98\%$)
<input type="checkbox"/>	ANSI C63.10	11.10.4	Method AVGPSD-1A(Duty cycle $\geq 98\%$)
<input type="checkbox"/>	ANSI C63.10	11.10.5	Method AVGPSD-2(Duty cycle $< 98\%$)
<input type="checkbox"/>	ANSI C63.10	11.10.6	Method AVGPSD-2A(Duty cycle $< 98\%$)
<input type="checkbox"/>	ANSI C63.10	11.10.7	Method AVGPSD-3
<input type="checkbox"/>	ANSI C63.10	11.10.8	Method AVGPSD-3A

4.8.4 Test Data

Mode	Channel	Test Frequency (MHz)	Measurement PSD (dBm/3kHz)	Limit (dBm/3kHz)	Result
Mode 1	00	2402	-4.723	≤8	Pass
	19	2440	-4.924	≤8	Pass
	39	2480	-5.045	≤8	Pass
Mode 2	00	2402	-7.179	≤8	Pass
	19	2440	-7.246	≤8	Pass
	39	2480	-7.317	≤8	Pass
Mode 3	00	2402	-6.777	≤8	Pass
	19	2440	-6.807	≤8	Pass
	39	2480	-6.921	≤8	Pass
Mode 4	00	2402	5.213	≤8	Pass
	19	2440	5.106	≤8	Pass
	39	2480	4.947	≤8	Pass

Note : The worst case of PSD as below:

Mode 4 CH00(2402MHz)



4.9 Antenna Requirement	VERDICT: PASS
--------------------------------	----------------------

4.9.1 Limit:	
Standard	FCC Part 15 Subpart C Paragraph 15.203
<p>An intentional radiator shall be designed to ensure that no antenna other than that furnished by the responsible party shall be used with the device. The use of a permanently attached antenna or of an antenna that uses a unique coupling to the intentional radiator shall be considered sufficient to comply with the provisions of this section. The manufacturer may design the unit so that a broken antenna can be replaced by the user, but the use of a standard antenna jack or electrical connector is prohibited. This requirement does not apply to carrier current devices or to devices operated under the provisions of §15.211, §15.213, §15.217, §15.219, or §15.221. Further, this requirement does not apply to intentional radiators that must be professionally installed, such as perimeter protection systems and some field disturbance sensors, or to other intentional radiators which, in accordance with §15.31(d), must be measured at the installation site. However, the installer shall be responsible for ensuring that the proper antenna is employed so that the limits in this part are not exceeded.</p>	

4.9.2 Antenna Connector Construction:	
<input checked="" type="checkbox"/>	The use of a permanently attached antenna
<input type="checkbox"/>	The antenna use of a unique coupling to the intentional radiator
<input type="checkbox"/>	The use of a nonstandard antenna jack or electrical connector
Please refer to the attached document "Internal Photograph" to show the antenna connector.	

5 TEST SETUP PHOTO AND EUT PHOTO

Remark: The test setup photo and EUT Photo please see appendix.

_____ The End _____