



Test Report

FCC Part15 Subpart C & RSS-247 Issue 2

Product Name : LED lamp
Model No. : 9290019536
FCC ID : 2AGBW9290019536X
IC : 20812-9536X

Applicant : Signify (China) Investment Co., Ltd.
Address : Building no.9, Lane 888, Tianlin Road,
Minhang District, Shanghai 200233, China

Date of Receipt : Mar. 05, 2019
Test Date : Mar. 06, 2019~ Apr. 05, 2019
Issued Date : Apr. 17, 2019
Report No. : 1932052R-RF-US-P06V02
Report Version : V1.0

The test results relate only to the samples tested.

The test results shown in the test report are traceable to the national/international standard through the calibration of the equipment and evaluated measurement uncertainty herein.

This report must not be used to claim product endorsement by A2LA or any agency of the government.

The test report shall not be reproduced without the written approval of DEKRA Testing & Certification (Suzhou) Co., Ltd.

Test Report Certification

Issued Date: Apr. 17, 2019
Report No. : 1932052R-RF-US-P06V02



Product Name : LED lamp
 Applicant : Signify (China) Investment Co., Ltd.
 Address : Building no.9, Lane 888, Tianlin Road, Minhang District, Shanghai 200233, China
 Manufacturer : Signify (China) Investment Co., Ltd.
 Address : Building no.9, Lane 888, Tianlin Road, Minhang District, Shanghai 200233, China
 Model No. : 9290019536
 FCC ID : 2AGBW9290019536X
 IC : 20812-9536X
 EUT Voltage : 110-130 Vac, 50-60 Hz, 5.2W
 Test Voltage : AC120V/60Hz
 Brand Name : PHILIPS
 Applicable Standard : FCC CFR Title 47 Part 15 Subpart C;
 ANSI C63.10:2013;
 KDB 558074 D01v05;
 RSS-Gen Issue 5 / RSS-247 Issue 2
 Test Result : Complied
 Performed Location : DEKRA Testing & Certification (Suzhou) Co., Ltd.
 No.99 Hongye Rd., Suzhou Industrial Park, Suzhou, 215006, Jiangsu, China
 TEL: +86-512-6251-5088 / FAX: +86-512-6251-5098
 FCC Designation Number: CN1199; ISED Lab Code: 4075B

Documented By : Kitty Li
 (Adm. Specialist: Kitty Li)

Reviewed By : Frank He
 (Senior Project Manager: Frank He)

Approved By : Jack Zhang
 (Engineering Supervisor: Jack Zhang)

TABLE OF CONTENTS

Description	Page
1. General Information	6
1.1. EUT Description	6
1.2. Working Frequency of Each Channel:	7
1.3. Antenna information	7
1.4. Mode of Operation	8
1.5. Tested System Details	8
1.6. Configuration of Tested System	9
1.7. EUT Exercise Software	10
2. Technical Test	11
2.1. Summary of Test Result	11
2.2. Test Frequency configuration:	13
2.3. Test Environment	14
2.4. Measurement Uncertainty	14
3. AC Power Line Conducted Emission	15
3.1. Test Equipment	15
3.2. Test Setup	15
3.3. Limit	16
3.4. Test Procedure	16
3.5. Test Result	17
4. Emissions in restricted frequency bands	19
4.1. Test Equipment	19
4.2. Test Setup	20
4.3. Limit	21
4.4. Test Procedure	24
4.5. EUT test Axis definition	25
4.6. Test Result	26
5. Emissions in non-restricted frequency bands	100
5.1. Test Equipment	100
5.2. Test Setup	100
5.3. Limit	101
5.4. Test Procedure	102
5.5. EUT test Axis definition	103
5.6. Test Result	104
6. Radiated Emission Band Edge	106
6.1. Test Equipment	106
6.2. Test Setup	107
6.3. Limit	107

- 6.4. Test Procedure 108
- 6.5. EUT test definition 109
- 6.6. Duty Cycle 110
- 6.7. Test Result..... 114
- 7. Occupied Bandwidth 210
- 7.1. Test Equipment..... 210
- 7.2. Test Setup..... 210
- 7.3. Limit..... 211
- 7.4. Test Procedure 211
- 7.5. EUT test definition 212
- 7.6. Test Result..... 213
- 8. Fundamental emission output power 229
- 8.1. Test Equipment..... 229
- 8.2. Test Setup..... 229
- 8.3. Limit..... 230
- 8.4. Test Procedure 231
- 8.5. EUT test definition 232
- 8.6. Test Result..... 233
- 9. Power Spectral Density 236
- 9.1. Test Equipment..... 236
- 9.2. Test Setup..... 236
- 9.3. Limit..... 236
- 9.4. Test Procedure 237
- 9.5. EUT test definition 238
- 9.6. Test Result..... 239
- 10. Antenna Requirement..... 241
- 10.1. Limit..... 241
- 10.2. Antenna Connector Construction..... 241

History of This Test Report

REPORT NO.	VERSION	DESCRIPTION	ISSUED DATE
1932052R-RF-US-P06V02	V1.0	Initial Issued Report	Apr. 17, 2019

1. General Information

1.1. EUT Description

Product Name	LED lamp					
Model No.	9290019536					
EUT Voltage	110-130 Vac, 50-60 Hz, 5.2W					
Test Voltage	AC 120V/60Hz					
Bluetooth Specification	V5.0					
Frequency Range	2402- 2480 MHz					
Channel Number	V5.0: 40					
Channel Separation	V5.0: 2MHz					
Type of Modulation	V5.0: GFSK					
PHYs	<input checked="" type="checkbox"/>	LE 1M	<input checked="" type="checkbox"/>	LE 2M	<input checked="" type="checkbox"/>	LE Coded S=2/8
Data Rate	<input checked="" type="checkbox"/>	1Mbit/s	<input checked="" type="checkbox"/>	2Mbit/s	<input checked="" type="checkbox"/>	500/125 Kbit/s
Antenna Type	Reference to Antenna List					
Peak Antenna Gain	Reference to Antenna List					

Note 1: We have evaluated both modes of LE 1M, LE 2M and LE coded, the power of LE 1M mode is higher than other mode, the test data of both modes is showed in the report with test items power and bandwidth; the test data of worse mode is showed with other test items.

Note 2: LED lamp supports three kinds of Crystal oscillator (murata/ Diodes/kdx), there is not any change in RF design, circuitry or construction for this device, including RF parameters (antenna, software, firmware and hardware versions, power, frequency ranges, etc.), so only power, spurious emission and band-edge were tested for different crystal oscillator, the test data of worse mode is showed with other test items.

1.2. Working Frequency of Each Channel:

Bluetooth Working Frequency of Each Channel: (For V5.0)							
Channel	Frequency	Channel	Frequency	Channel	Frequency	Channel	Frequency
00	2402 MHz	01	2404 MHz	02	2406 MHz	03	2408 MHz
04	2410 MHz	05	2412 MHz	06	2414 MHz	07	2416 MHz
08	2418 MHz	09	2420 MHz	10	2422 MHz	11	2424 MHz
12	2426 MHz	13	2428 MHz	14	2430 MHz	15	2432 MHz
16	2434 MHz	17	2436 MHz	18	2438 MHz	19	2440 MHz
20	2442 MHz	21	2444 MHz	22	2446 MHz	23	2448 MHz
24	2450 MHz	25	2452 MHz	26	2454 MHz	27	2456 MHz
28	2458 MHz	29	2460 MHz	30	2462 MHz	31	2464 MHz
32	2466 MHz	33	2468 MHz	34	2470 MHz	35	2472 MHz
36	2474 MHz	37	2476 MHz	38	2478 MHz	39	2480 MHz

1.3. Antenna information

Antenna manufacturer	N/A					
Antenna Delivery	<input checked="" type="checkbox"/>	1*TX+1*RX	<input type="checkbox"/>	2*TX+2*RX	<input type="checkbox"/>	3*TX+3*RX
Antenna technology	<input checked="" type="checkbox"/>	SISO				
	<input type="checkbox"/>	MIMO	<input type="checkbox"/>	Basic		
	<input type="checkbox"/>		CDD			
<input type="checkbox"/>	Beam-forming					
Antenna Type	<input type="checkbox"/>	External	<input type="checkbox"/>	Dipole		
	<input checked="" type="checkbox"/>	Internal	<input type="checkbox"/>	PIFA		
	<input checked="" type="checkbox"/>		PCB			
	<input type="checkbox"/>		Ceramic Chip Antenna			
	<input type="checkbox"/>		Stamping Antenna			
	<input type="checkbox"/>		Metal plate type F antenna			
	<input type="checkbox"/>		Monopole antenna			
Antenna Gain	1.5dBi					

1.4. Mode of Operation

Test Mode
Mode 1: Transmit-1Mbps(GFSK_LE 1M)
Mode 2: Transmit-2Mbps(GFSK_LE 2M)
Mode 3: Transmit-125Kbps(GFSK_LE Coded)
Mode 4: Transmit-500Kbps(GFSK_LE Coded)

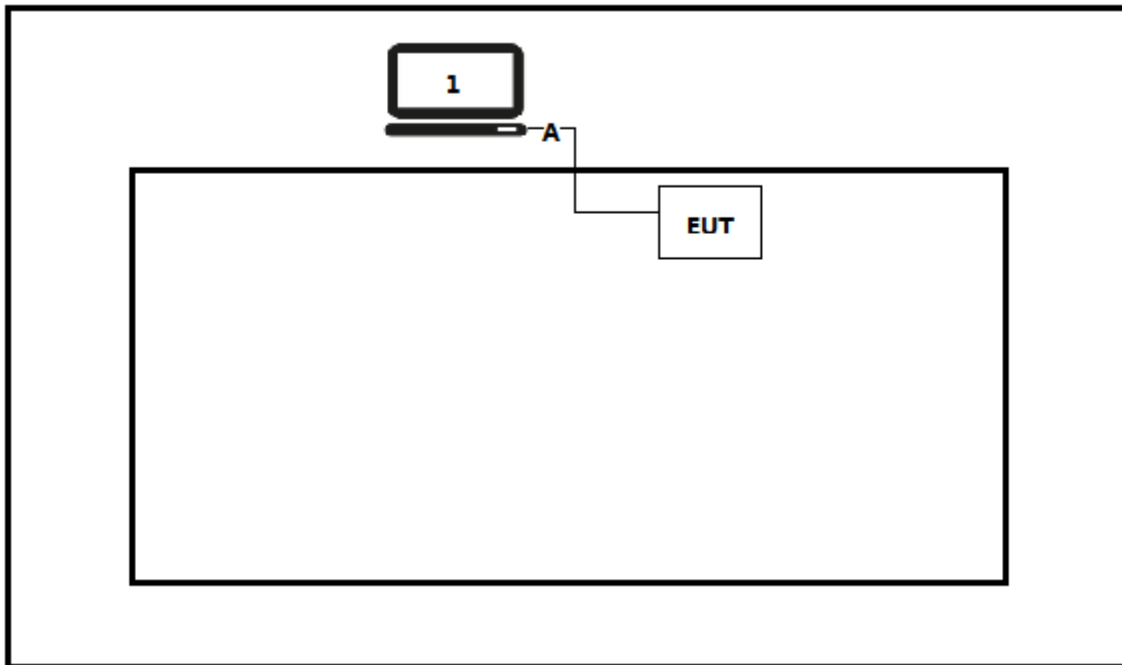
1.5. Tested System Details

The types for all equipment, plus descriptions of all cables used in the tested system (including inserted cards) are:

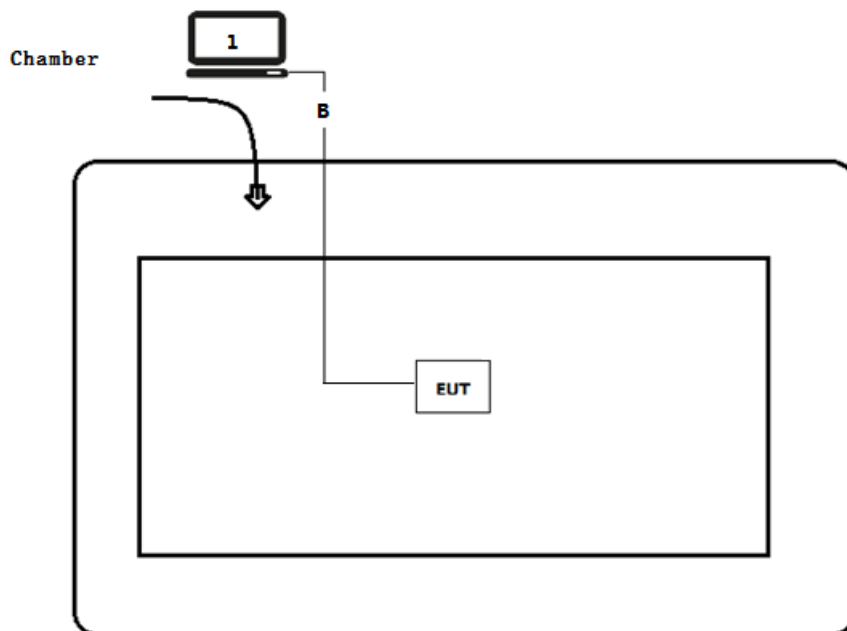
No.	Product	Manufacturer	Model No.	Serial No.	Power Cord
1	Notebook	Think Pad	2526	LV-A3285	Power by adapter
A	Control cable	N/A	N/A	N/A	Shielded,0.5m
B	Control cable	N/A	N/A	N/A	Shielded,10m

1.6. Configuration of Tested System

Test setup Diagram- AC Line Conducted Emission Test



Test setup Diagram- Radiated Emission



1.7. EUT Exercise Software

1	Setup the EUT and simulators as shown on above.
2	Turn on the power of all equipment.
3	Run RF software [HueApprobaton Tool], and set the test mode and channel, then press OK to start to continue transmit.

2. Technical Test
2.1. Summary of Test Result
For FCC

Performed Test Item	Normative References	Limit	Result
AC Power Line Conducted Emission	FCC CFR Title 47 Part 15 Subpart C: 2015 Section 15.207	FCC 15.207	PASS
Emissions in restricted frequency bands	FCC CFR Title 47 Part 15 Subpart C: 2015 Section 15.209	FCC 15.209	PASS
Emissions in non-restricted frequency bands	FCC CFR Title 47 Part 15 Subpart C: 2015 Section 15.247(d)	20dBc	PASS
Radiated Emission Band Edge	FCC CFR Title 47 Part 15 Subpart C: 2015 15.247(d)	FCC 15.209	PASS
Occupied Bandwidth	FCC CFR Title 47 Part 15 Subpart C: 2015 Section 15.247(a)(2)	500kHz	PASS
Fundamental emission output power	FCC CFR Title 47 Part 15 Subpart C: 2015 Section 15.247(b)(3)	30dBm	PASS
Power Spectral Density	FCC CFR Title 47 Part 15 Subpart C: 2015 Section 15.247(e)	8dBm/3kHz	PASS
Antenna Requirement	FCC CFR Title 47 Part 15 Subpart C: 2015 Section 15.203	FCC 15.203	PASS

For ISED

Performed Test Item	Normative References	Limit	Result
AC Power Line Conducted Emission	RSS-Gen Issue 5 Section 8.8	RSS-Gen	PASS
Emissions in restricted frequency bands	RSS-Gen Issue 5 Section 8.9	RSS-Gen	PASS
Emissions in non-restricted frequency bands	RSS-247 Issue 2 Section A5.5	20dBc	PASS
Radiated Emission Band Edge	RSS-247 Issue 2 Section A5.5	RSS-247	PASS
Occupied Bandwidth	RSS-Gen Issue 5 Section 6.6 RSS-247 Issue 2 Section A5.2(1)	500kHz	PASS
Fundamental emission output power	RSS-247 Issue 2 Section A5.4(4)	30dBm	PASS
Power Spectral Density	RSS-247 Issue 2 Section A5.2(2)	8dBm/3kHz	PASS
Antenna Requirement	RSS-Gen Issue 5 Section 8.3	RSS-Gen Issue 5	PASS

2.2. Test Frequency configuration:

Modulation Mode	Channel	Frequency	Channel	Frequency	Channel	Frequency
Mode1~3	00	2402 MHz	19	2440 MHz	39	2480MHz

2.3. Test Environment

Items	Required (IEC 68-1)	Actual
Temperature (°C)	15-35	21
Humidity (%RH)	25-75	50
Barometric pressure (mbar)	860-1060	950-1000

2.4. Measurement Uncertainty

Test Items	Uncertainty
AC Power Line Conducted Emission	$\pm 2.02\text{dB}$
Radiated Emission	Below 1GHz $\pm 3.8\text{ dB}$
	Above 1GHz $\pm 3.9\text{ dB}$
RF Antenna Port Conducted Emission	$\pm 1.27\text{dB}$
Radiated Emission Band Edge	$\pm 3.9\text{dB}$
Occupied Bandwidth	$\pm 1\text{kHz}$
Power Spectral Density	$\pm 1.27\text{dB}$

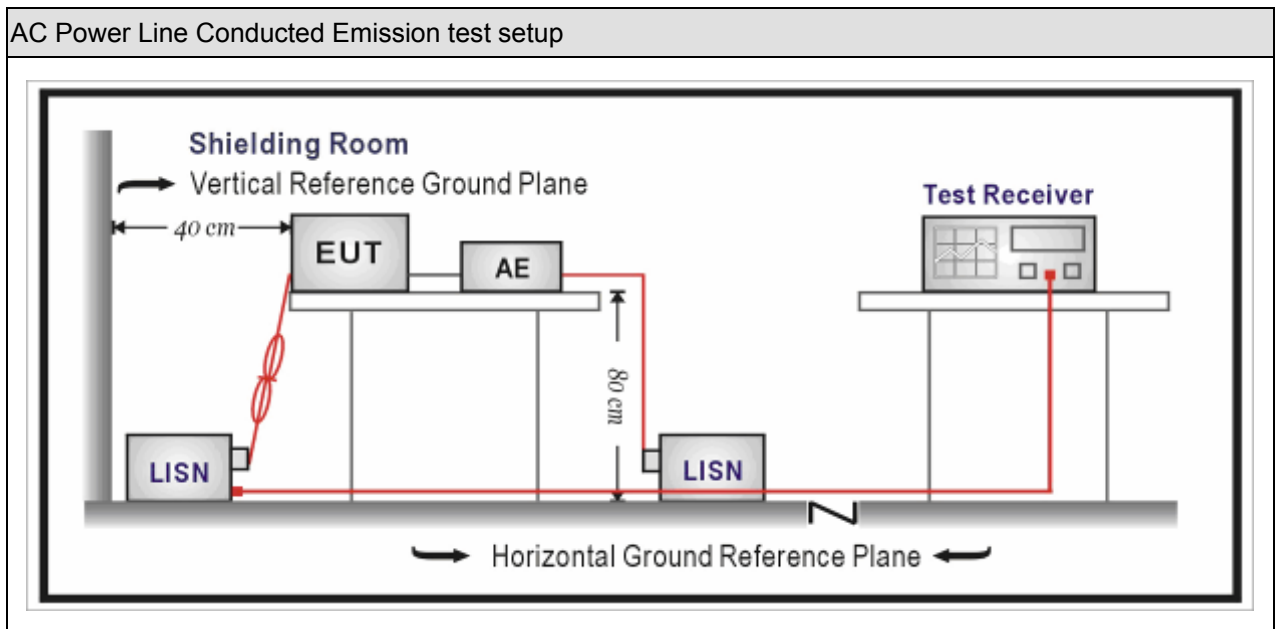
3. AC Power Line Conducted Emission

3.1. Test Equipment

AC Power Line Conducted Emission / TR-1					
Instrument	Manufacturer	Type No.	Serial No.	Cal. Date	Cal. Due Date
EMI Test Receiver	R&S	ESCI	100906	2019.03.05	2020.03.04
Two-Line V-Network	R&S	ENV 216	101189	2018.07.16	2019.07.15
Two-Line V-Network	R&S	ENV 216	101044	2018.09.16	2019.09.15
50ohm Coaxial Switch	Anritsu	MP59B	6200464462	N/A	N/A
50ohm Termination	SHX	TF2	07081402	2018.09.16	2019.09.15
Temperature/Humidity Meter	Zhichen	ZC1-2	TR1-TH	2019.01.04	2020.01.03
Quietek EMI V3(test software)	Quietek	N/A	N/A	N/A	N/A

Note: All equipment is calibrated with traceable calibrations. Each calibration is traceable to the national or international standards.

3.2. Test Setup



3.3. Limit

Frequency of Emission (MHz)	Conducted Limit	
	Quasi-peak (dB μ V)	Average (dB μ V)
0.15-0.5	66 to 56	56 to 46
0.5-5	56	46
5-30	60	50

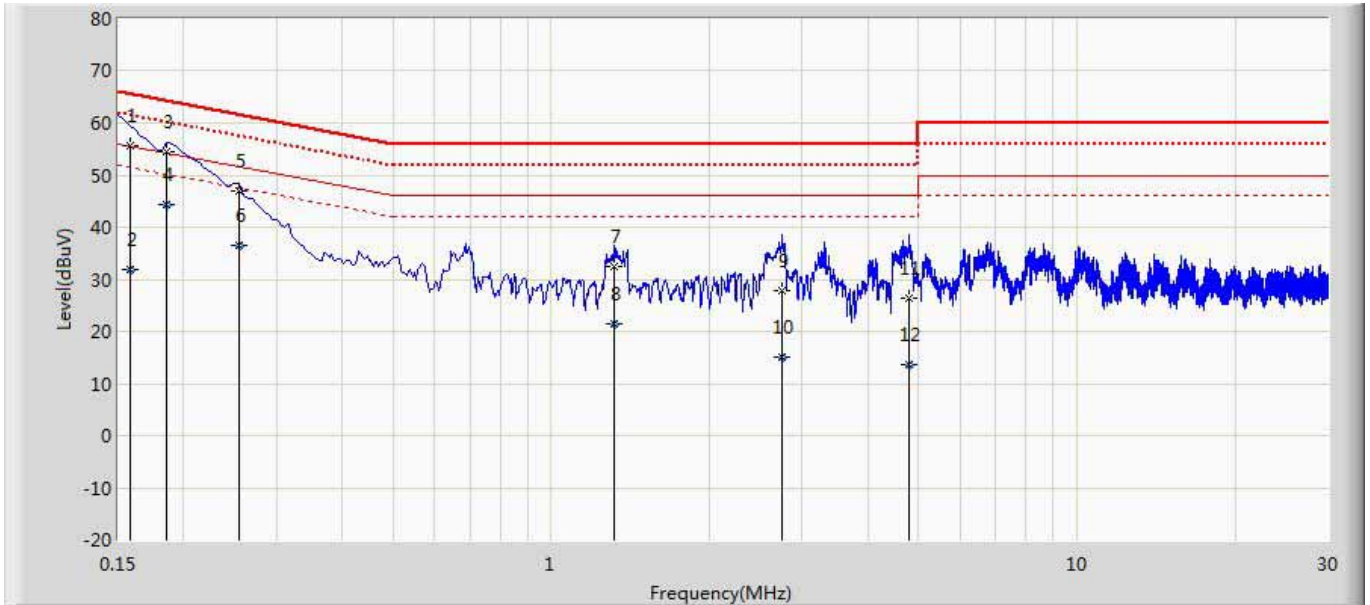
Note 1: The lower limit shall apply at the transition frequencies.
 Note 2: The limit decreases linearly with the logarithm of the frequency in the range 0.15 MHz to 0.5 MHz.

3.4. Test Procedure

Test Method			
	References Rule	Chapter	Item
<input checked="" type="checkbox"/>	ANSI C63.10-2013	6.2	Standard test method for ac power-line conducted emissions from unlicensed wireless devices

3.5. Test Result

Engineer: LiuYu	
Site: TR1	Time: 2019/04/13 - 11:10
Limit: FCC_Part15.107_CE_AC Power_ClassB	Margin: 4
Probe: ENV216_101190(0.009-30MHz)	Polarity: Neutral
EUT: LED LAMP	Power: AC 120V/60Hz
Note: Mode 1	

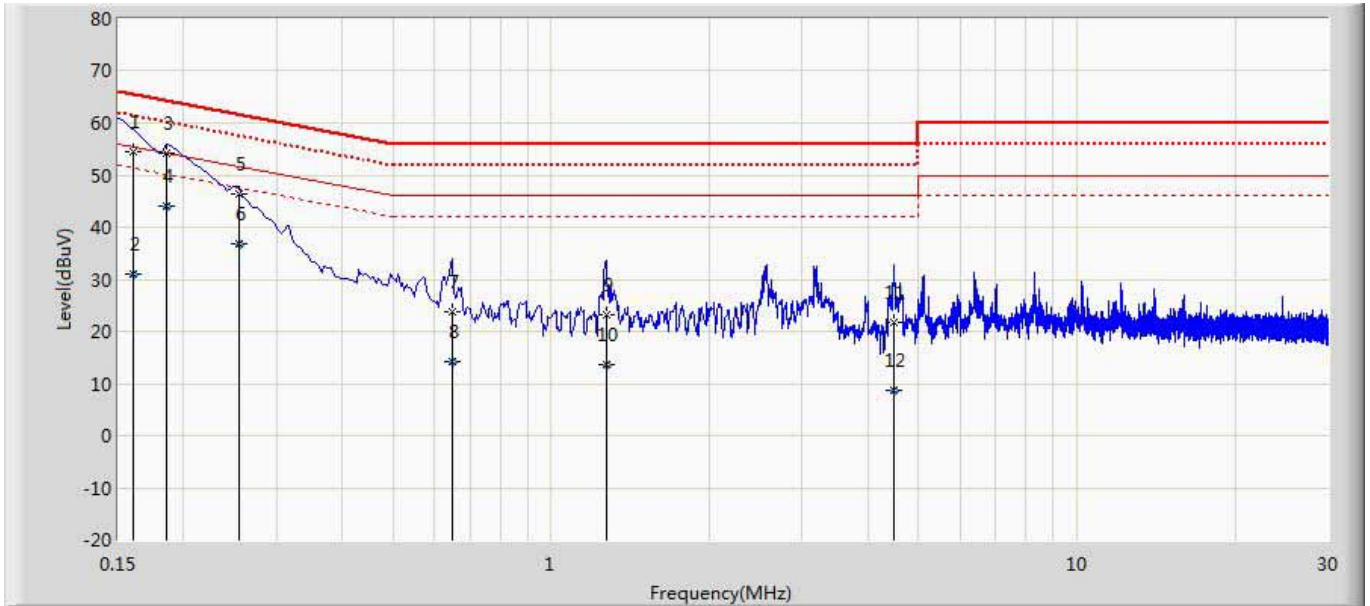


No	Mark	Frequency (MHz)	Measure Level (dBuV)	Reading Level (dBuV)	Over Limit (dB)	Limit (dBuV)	Factor (dB)	Type
1		0.158	55.508	45.893	-10.079	65.587	9.614	QP
2		0.158	31.879	22.265	-23.708	55.587	9.614	AV
3	*	0.186	54.469	44.845	-9.744	64.213	9.624	QP
4		0.186	44.453	34.829	-9.760	54.213	9.624	AV
5		0.254	46.940	37.311	-14.685	61.625	9.629	QP
6		0.254	36.519	26.890	-15.106	51.625	9.629	AV
7		1.318	32.328	22.664	-23.672	56.000	9.664	QP
8		1.318	21.565	11.901	-24.435	46.000	9.664	AV
9		2.746	27.902	18.175	-28.098	56.000	9.727	QP
10		2.746	15.101	5.374	-30.899	46.000	9.727	AV
11		4.786	26.362	16.574	-29.638	56.000	9.788	QP
12		4.786	13.521	3.733	-32.479	46.000	9.788	AV

Note:

1. " * ", means this data is the worst emission level.
2. Measurement Level = Reading Level + Factor(Probe+Cable-Amp).

Engineer: LiuYu	
Site: TR1	Time: 2019/04/13 - 13:03
Limit: FCC_Part15.107_CE_AC Power_ClassB	Margin: 4
Probe: ENV216_101190(0.009-30MHz)	Polarity: Line
EUT: LED LAMP	Power: AC 120V/60Hz
Note: Mode 1	



No	Mark	Frequency (MHz)	Measure Level (dBuV)	Reading Level (dBuV)	Over Limit (dB)	Limit (dBuV)	Factor (dB)	Type
1		0.160	54.519	44.888	-10.930	65.449	9.630	QP
2		0.160	30.974	21.343	-24.475	55.449	9.630	AV
3	*	0.186	54.175	44.546	-10.038	64.213	9.630	QP
4		0.186	44.087	34.458	-10.127	54.213	9.630	AV
5		0.254	46.452	36.821	-15.173	61.625	9.631	QP
6		0.254	36.732	27.102	-14.893	51.625	9.631	AV
7		0.650	23.755	14.108	-32.245	56.000	9.647	QP
8		0.650	14.292	4.645	-31.708	46.000	9.647	AV
9		1.274	23.123	13.449	-32.877	56.000	9.674	QP
10		1.274	13.486	3.812	-32.514	46.000	9.674	AV
11		4.482	21.705	11.920	-34.295	56.000	9.784	QP
12		4.482	8.661	-1.124	-37.339	46.000	9.784	AV

Note:

1. " * ", means this data is the worst emission level.
2. Measurement Level = Reading Level + Factor(Probe+Cable-Amp).

4. Emissions in restricted frequency bands

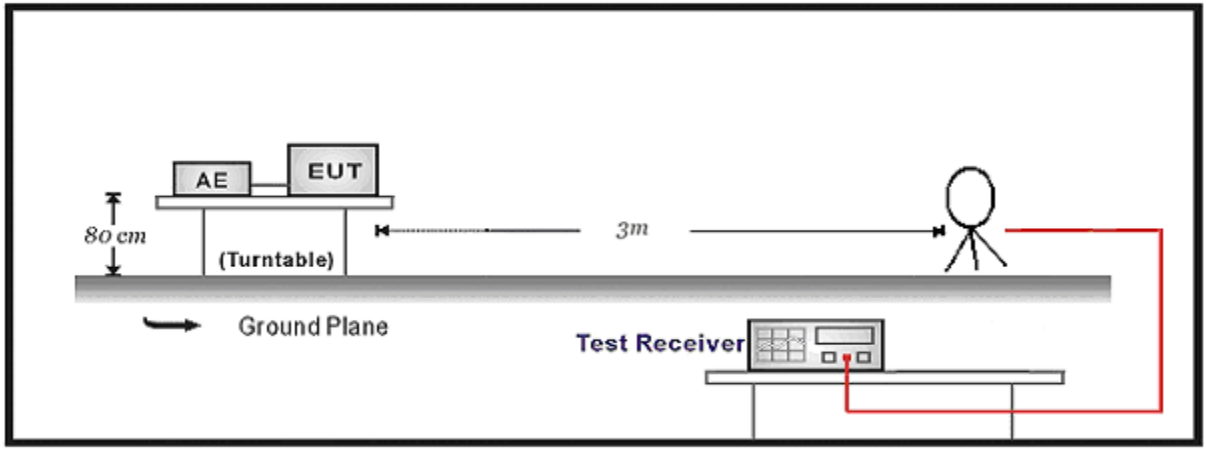
4.1. Test Equipment

Radiated Emission(Below 1GHz) / AC-2					
Instrument	Manufacturer	Type No.	Serial No.	Cal. Date	Cal. Due Date
EMI Test Receiver	R&S	ESCI	100573	2019.03.29	2020.03.28
Loop Antenna	R&S	HFH2-Z2	833799/003	2018.11.16	2019.11.15
Bilog Antenna	Teseq GmbH	CBL6112D	27611	2018.10.16	2019.10.15
Coaxial Cable	Huber+Suhner	SUCOFLEX 106	AC2-C	2019.03.02	2020.03.01
Temperature/Humidity Meter	Zhichen	ZC1-2	AC2-TH	2019.01.03	2020.01.02
Quietek EMI V3(test software)	Quietek	N/A	N/A	N/A	N/A
Note: All equipment is calibrated with traceable calibrations. Each calibration is traceable to the national or international standards.					

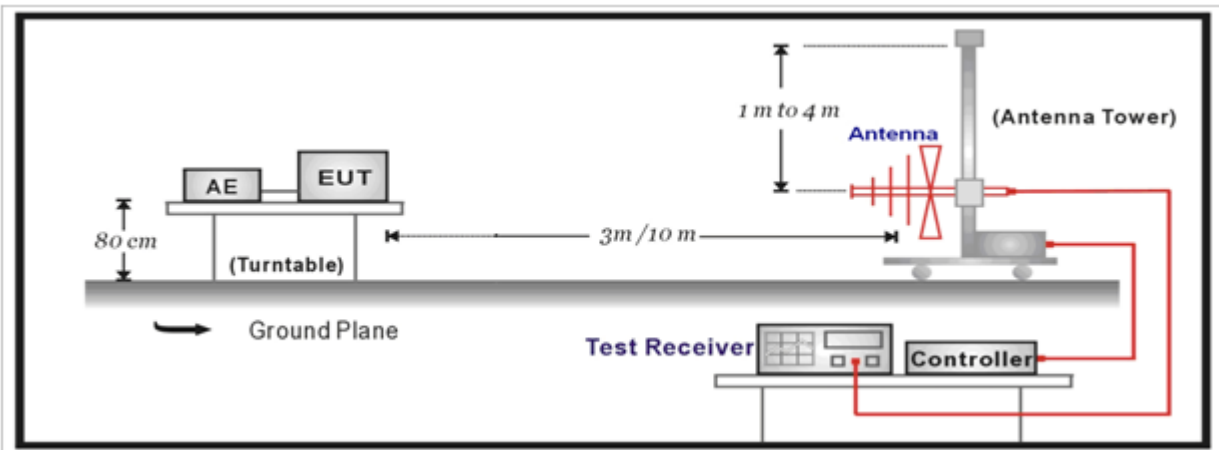
Radiated Emission(Above 1GHz) / AC-5					
Instrument	Manufacturer	Type No.	Serial No.	Cal. Date	Cal. Due Date
Spectrum Analyzer	Agilent	E4446A	MY45300103	2019.01.04	2020.01.03
Preamplifier	Miteq	NSP1800-25	1364185	2018.05.06	2019.05.05
Preamplifier	QuieTek	AP-040G	CHM-0906001	2018.05.06	2019.05.05
DRG Horn	ETS-Lindgren	3117	00123988	2019.01.22	2020.01.21
Broad-Band Horn Antenna	Schwarzbeck	BBHA9170	294	2018.11.25	2019.11.24
Coaxial Cable	Huber+Suhner	SUCOFLEX 106	AC5-C1	2019.03.02	2020.03.01
Coaxial Cable	Huber+Suhner	SUCOFLEX 106	AC5-C2	2019.03.02	2020.03.01
Coaxial Cable	Huber+Suhner	SUCOFLEX 102	AC5-C3	2019.03.02	2020.03.01
EMI Receiver	Agilent	N9038A	MY51210196	2018.06.10	2019.06.09
Temperature/Humidity Meter	Zhichen	ZC1-2	AC5-TH	2019.01.04	2020.01.03
Quietek EMI V3(test software)	Quietek	N/A	N/A	N/A	N/A
Note: All equipment is calibrated with traceable calibrations. Each calibration is traceable to the national or international standards.					

4.2. Test Setup

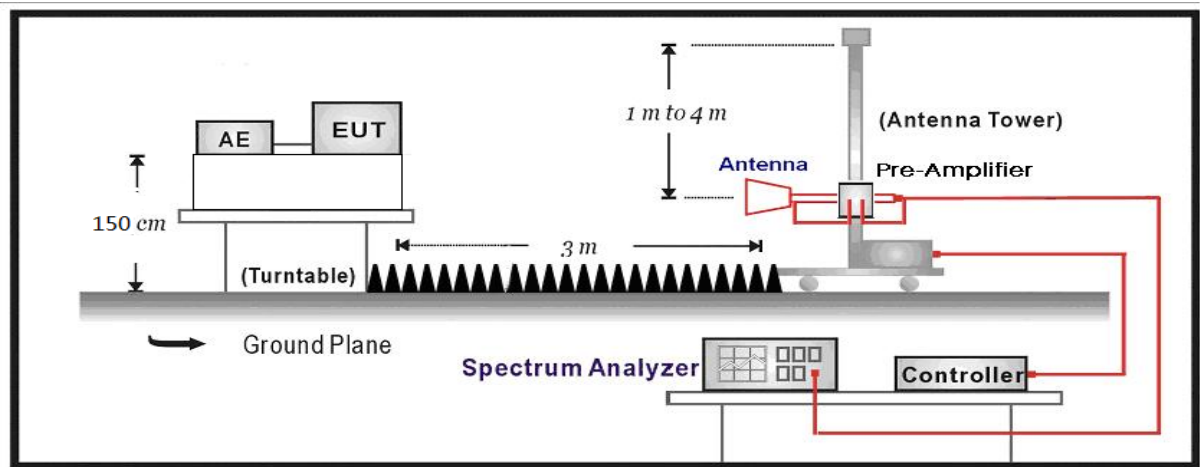
Below 30MHz Test Setup:



30MHz-1GHz Test Setup:



Above 1GHz Test Setup:



4.3. Limit

For FCC

Restricted Bands of operation			
Frequency (MHz)	Frequency (MHz)	Frequency (MHz)	Frequency (GHz)
0.090 – 0.110	16.42 – 16.423	399.9 – 410	4.5 – 5.15
0.495 – 0.505	16.69475 – 16.69525	608 – 614	5.35 – 5.46
2.1735 – 2.1905	16.80425 – 16.80475	960 – 1240	7.25 – 7.75
4.125 – 4.128	25.5 – 25.67	1300 – 1427	8.025 – 8.5
4.17725 – 4.17775	37.5 – 38.25	1435 – 1626.5	9.0 – 9.2
4.20725 – 4.20775	73 – 74.6	1645.5 – 1646.5	9.3 – 9.5
6.215 – 6.218	74.8 – 75.2	1660 – 1710	10.6 – 12.7
6.26775 – 6.26825	108 – 121.94	1718.8 – 1722.2	13.25 – 13.4
6.31175 – 6.31225	123 – 138	2200 – 2300	14.47 – 14.5
8.291 – 8.294	149.9 – 150.05	2310 – 2390	15.35 – 16.2
8.362 – 8.366	156.52475 – 156.52525	2483.5 – 2500	17.7 – 21.4
8.37625 – 8.38675	156.7 – 156.9	2690 – 2900	22.01 – 23.12
8.81425 – 8.81475	162.0125 – 167.17	3260 – 3267	23.6 – 24.0
12.29 – 12.293	167.72 – 173.2	3332 – 3339	31.2 – 31.8
12.51975 – 12.52025	240 – 285	3345.8 – 3358	36.43 – 36.5
12.57675 – 12.57725	322 – 335.4	3600 – 4400	
13.36 – 13.41			

For ISED:

Restricted Bands of operation			
Frequency (MHz)	Frequency (MHz)	Frequency (MHz)	Frequency (GHz)
0.090-0.110	13.36-13.41	1645.5-1646.5	9.0-9.2
2.1735-2.1905	16.42-16.423	1660-1710	9.3-9.5
3.020-3.026	16.69475-16.69525	1718.8-1722.2	10.6-12.7
4.125-4.128	16.80425-16.80475	2200-2300	13.25-13.4
4.17725-4.17775	25.5-25.67	2310-2390	14.47-14.5
4.20725-4.20775	37.5-38.25	2655-2900	15.35-16.2
5.677-5.683	73-74.6	3260-3267	17.7-21.4
6.215-6.218	74.8-75.2	3332-3339	22.01-23.12
6.26775-6.26825	108-138	3345.8-3358	23.6-24.0
6.31175-6.31225	156.52475-156.52525	3500-4400	31.2-31.8
8.291-8.294	156.7-156.9	4500-5150	36.43-36.5
8.362-8.366	240-285	5350-5460	Above 38.6
8.37625-8.38675	322-335.4	7250-7750	
8.41425-8.41475	399.9-410	8025-8500	
12.29-12.293	608-614		
12.51975-12.52025	960-1427		
12.57675-12.57725	1435-1626.5		

Restricted Band Emissions Limit			
Frequency (MHz)	Field strength (μ V/m)	Field strength (dB μ V/m)	Measurement distance (m)
0.009 - 0.49	2400/F(kHz)	48.5 – 13.8	300 _(Note 1)
0.49 - 1.705	24000/F(kHz)	33.8 - 23	30 _(Note 1)
1.705 - 30	30	29.5	30 _(Note 1)
30 - 88	100	40	3 _(Note 2)
88 - 216	150	43.5	3 _(Note 2)
216 - 960	200	46	3 _(Note 2)
Above 960	500	54	3 _(Note 2)


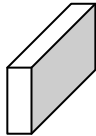
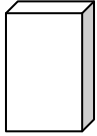

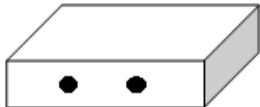
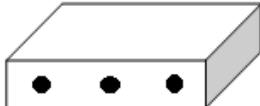
Note 1: At frequencies below 30 MHz, measurements may be performed at a distance closer than that specified in the regulations; however, an attempt should be made to avoid making measurements in the near field. Pending the development of an appropriate measurement procedure for measurements performed below 30 MHz, when performing measurements at a closer distance than specified, the results shall be extrapolated to the specified distance by either making measurements at a minimum of two distances on at least one radial to determine the proper extrapolation factor or by using the square of an inverse linear distance extrapolation factor (40 dB/decade).

Note 2: At frequencies at or above 30 MHz, measurements may be performed at a distance other than what is specified provided: measurements are not made in the near field except where it can be shown that near field measurements are appropriate due to the characteristics of the device; and it can be demonstrated that the signal levels needed to be measured at the distance employed can be detected by the measurement equipment. Measurements shall not be performed at a distance greater than 30 meters unless it can be further demonstrated that measurements at a distance of 30 meters or less are impractical. When performing measurements at a distance other than that specified, the results shall be extrapolated to the specified distance using an extrapolation factor of 20 dB/decade (inverse linear-distance for field strength measurements; inverse-linear-distance-squared for power density measurements).

4.4. Test Procedure

Test Method			
	References Rule	Chapter	Description
<input type="checkbox"/>	ANSI C63.10	11.11	Emissions in non-restricted frequency bands
	<input type="checkbox"/> ANSI C63.10	11.11.2	Reference level measurement
	<input type="checkbox"/> ANSI C63.10	11.11.3	Emission level measurement
<input checked="" type="checkbox"/>	ANSI C63.10	11.12	Emissions in restricted frequency bands
	<input checked="" type="checkbox"/> ANSI C63.10	11.12.1	Radiated emission measurements
	<input checked="" type="checkbox"/> ANSI C63.10	11.12.2.7	Radiated spurious emission test
	<input checked="" type="checkbox"/> ANSI C63.10	6.4	Radiated emissions from unlicensed wireless devices below 30 MHz
	<input checked="" type="checkbox"/> ANSI C63.10	6.5	Radiated emissions from unlicensed wireless devices in the frequency range of 30 MHz to 1000 MHz
	<input checked="" type="checkbox"/> ANSI C63.10	6.6	Radiated emissions from unlicensed wireless devices above 1 GHz
	<input type="checkbox"/> ANSI C63.10	11.12.2.3	Quasi-peak measurement procedure
	<input checked="" type="checkbox"/> ANSI C63.10	11.12.2.4	Peak power measurement procedure
	<input checked="" type="checkbox"/> ANSI C63.10	11.12.2.5	Average power measurement procedures
	<input type="checkbox"/> ANSI C63.10	11.12.2.5.1	Trace averaging with continuous EUT transmission at full power
	<input type="checkbox"/> ANSI C63.10	11.12.2.5.2	Trace averaging across ON and OFF times of the EUT transmissions followed by duty cycle correction
	<input checked="" type="checkbox"/> ANSI C63.10	11.12.2.5.3	Reduced VBW averaging across ON and OFF times of the EUT transmissions with max hold

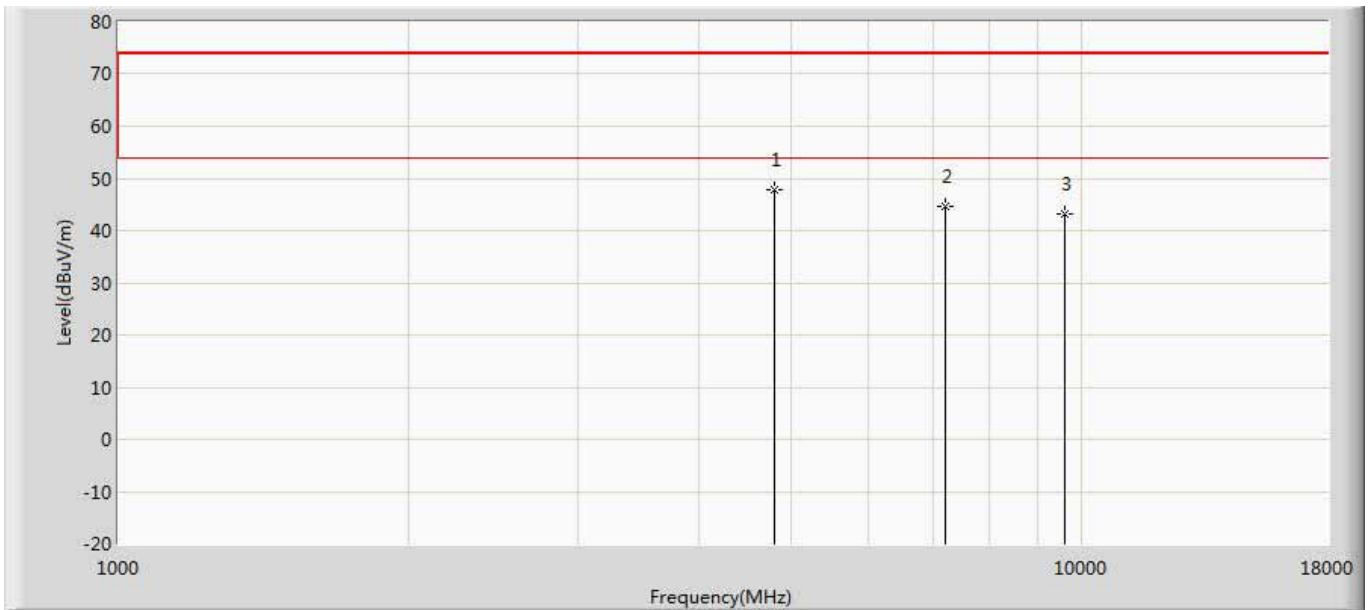
4.5. EUT test Axis definition

Item	Emissions in restricted frequency bands			
Device Category	<input type="checkbox"/>	Fixed point-to-point		
	<input type="checkbox"/>	Emit multiple directional beams, simultaneously or sequentially		
	<input checked="" type="checkbox"/>	Other cases		
Test mode	Mode 1~3			
Test method	<input checked="" type="checkbox"/>	Radiated		
		X Axis	Y Axis	Z Axis
				
		Worst Axis <input checked="" type="checkbox"/>	Worst Axis <input type="checkbox"/>	Worst Axis <input type="checkbox"/>
	<input type="checkbox"/>	Conducted		
	<input type="checkbox"/>	Chain 1		
				
	<input type="checkbox"/>	Chain 1	Chain 2	
				
	<input type="checkbox"/>	Chain 1	Chain 2	Chain 3
				

4.6. Test Result

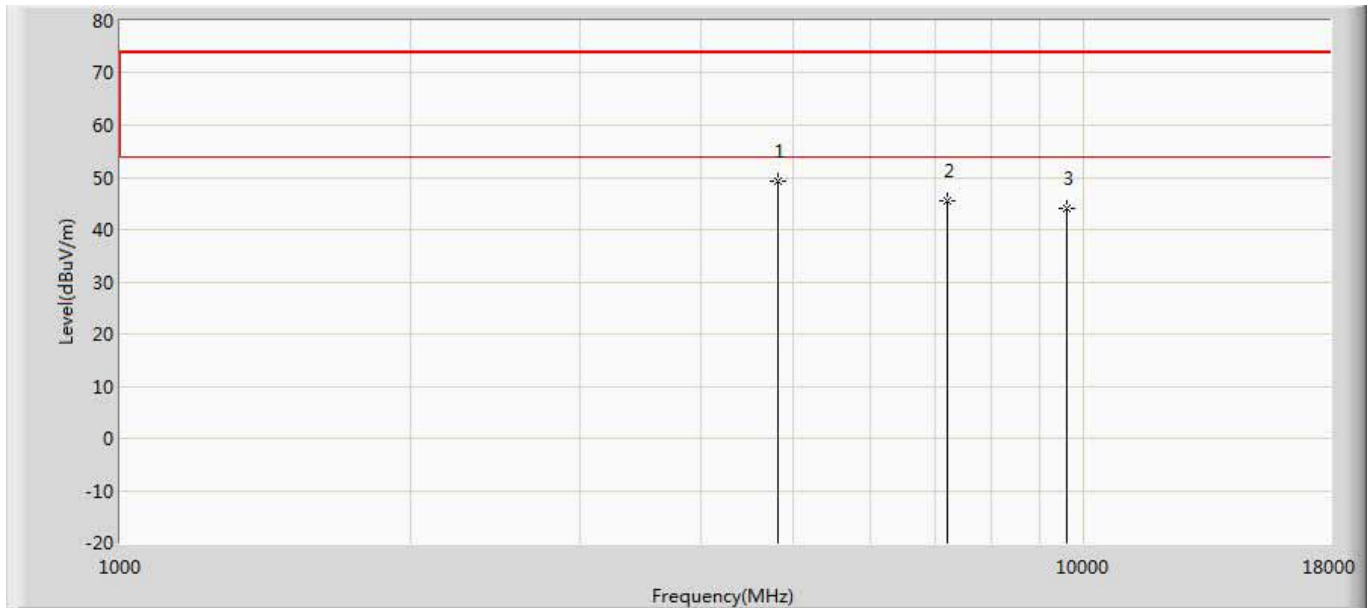
Muruta:

Engineer: YULIU	
Site: AC5	Time: 2019/04/10 - 22:51
Limit: FCC_Part15.209_RE(3m)	Margin: 0
Probe: Horn_3117_00167055(1-18GHz)	Polarity: Vertical
EUT: LED LAMP LED LAMP	Power: AC 120V/60Hz
Note: Mode 1:Transmit at 2402Mhz by BLE	



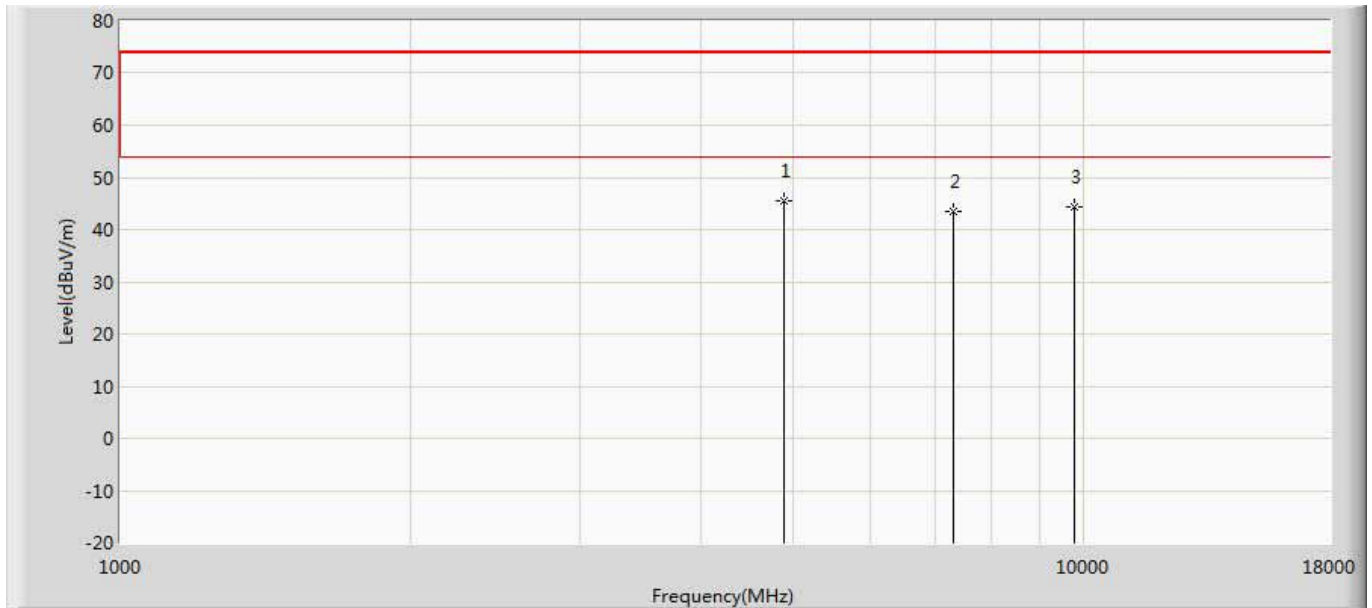
No	Mark	Frequency (MHz)	Measure Level (dBuV/m)	Reading Level (dBuV)	Over Limit (dB)	Limit (dBuV/m)	Factor (dB)	Type
1	*	4799.500	47.935	49.571	-26.065	74.000	-1.636	PK
2		7206.000	44.636	42.717	-29.364	74.000	1.919	PK
3		9608.000	43.225	38.326	-30.775	74.000	4.899	PK

Engineer: YULIU	
Site: AC5	Time: 2019/04/10 - 22:51
Limit: FCC_Part15.209_RE(3m)	Margin: 0
Probe: Horn_3117_00167055(1-18GHz)	Polarity: Horizontal
EUT: LED LAMP LED LAMP	Power: AC 120V/60Hz
Note: Mode 1:Transmit at 2402Mhz by BLE	



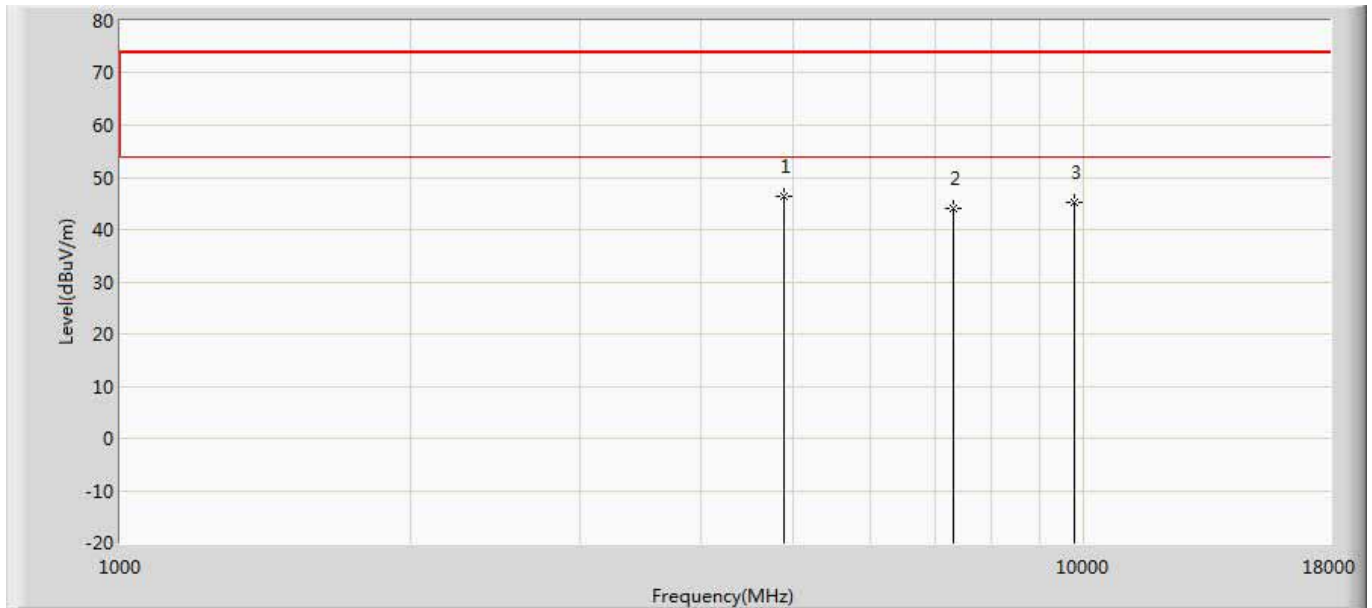
No	Mark	Frequency (MHz)	Measure Level (dBuV/m)	Reading Level (dBuV)	Over Limit (dB)	Limit (dBuV/m)	Factor (dB)	Type
1	*	4808.000	49.414	51.215	-24.586	74.000	-1.801	PK
2		7206.000	45.538	43.619	-28.462	74.000	1.919	PK
3		9608.000	44.168	39.269	-29.832	74.000	4.899	PK

Engineer: YULIU	
Site: AC5	Time: 2019/04/10 - 22:51
Limit: FCC_Part15.209_RE(3m)	Margin: 0
Probe: Horn_3117_00167055(1-18GHz)	Polarity: Vertical
EUT: LED LAMP LED LAMP	Power: AC 120V/60Hz
Note: Mode 1:Transmit at 2440Mhz by BLE	



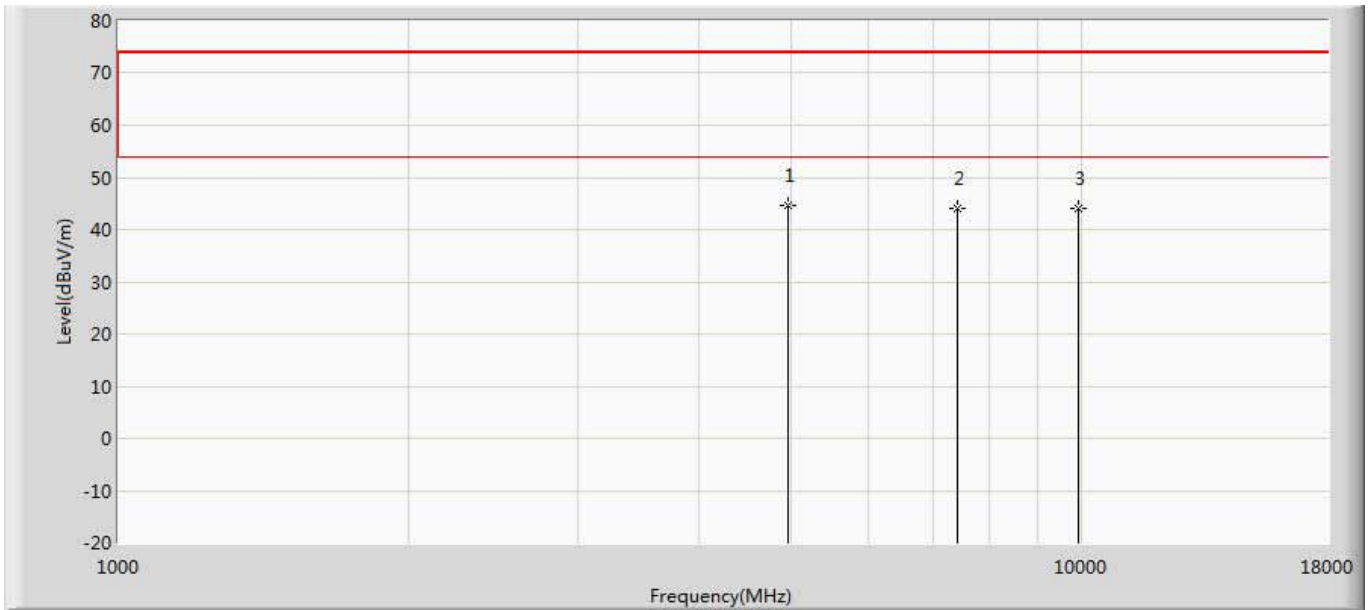
No	Mark	Frequency (MHz)	Measure Level (dBuV/m)	Reading Level (dBuV)	Over Limit (dB)	Limit (dBuV/m)	Factor (dB)	Type
1	*	4884.500	45.382	46.740	-28.618	74.000	-1.358	PK
2		7320.000	43.453	41.570	-30.547	74.000	1.884	PK
3		9760.000	44.287	38.475	-29.713	74.000	5.812	PK

Engineer: YULIU	
Site: AC5	Time: 2019/04/10 - 22:51
Limit: FCC_Part15.209_RE(3m)	Margin: 0
Probe: Horn_3117_00167055(1-18GHz)	Polarity: Horizontal
EUT: LED LAMP LED LAMP	Power: AC 120V/60Hz
Note: Mode 1:Transmit at 2440Mhz by BLE	



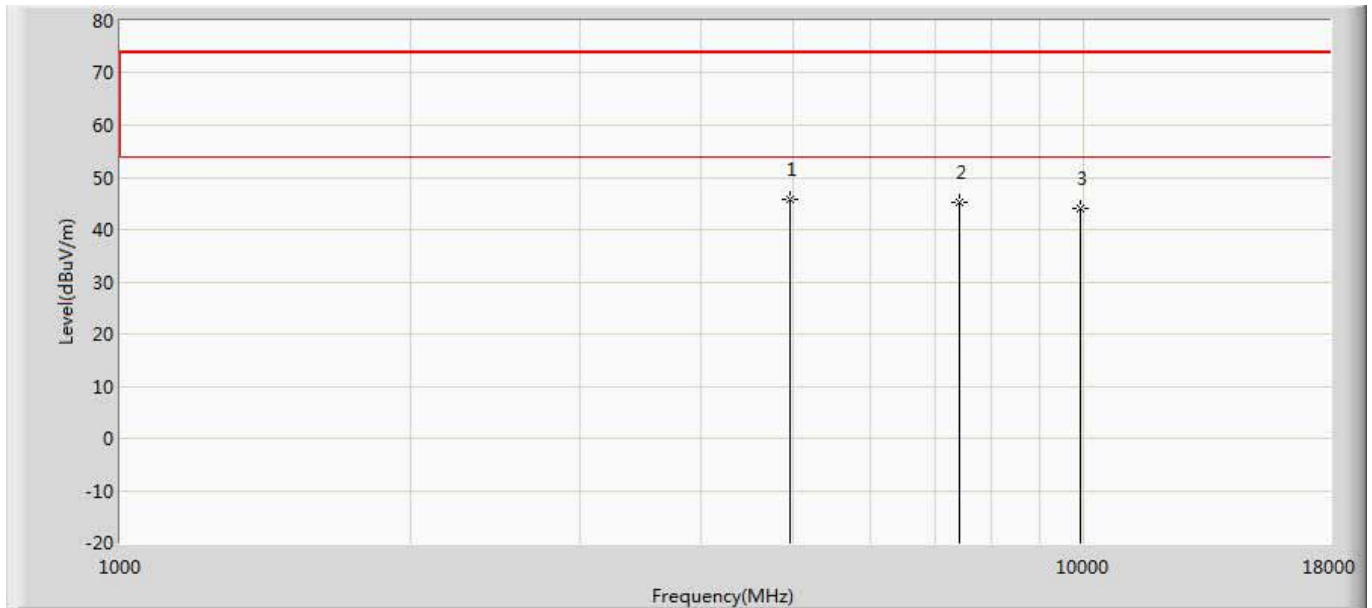
No	Mark	Frequency (MHz)	Measure Level (dBuV/m)	Reading Level (dBuV)	Over Limit (dB)	Limit (dBuV/m)	Factor (dB)	Type
1	*	4876.000	46.246	47.465	-27.754	74.000	-1.219	PK
2		7320.000	44.043	42.160	-29.957	74.000	1.884	PK
3		9760.000	45.265	39.453	-28.735	74.000	5.812	PK

Engineer: YULIU	
Site: AC5	Time: 2019/04/10 - 22:51
Limit: FCC_Part15.209_RE(3m)	Margin: 0
Probe: Horn_3117_00167055(1-18GHz)	Polarity: Vertical
EUT: LED LAMP LED LAMP	Power: AC 120V/60Hz
Note: Mode 1:Transmit at 2480Mhz by BLE	



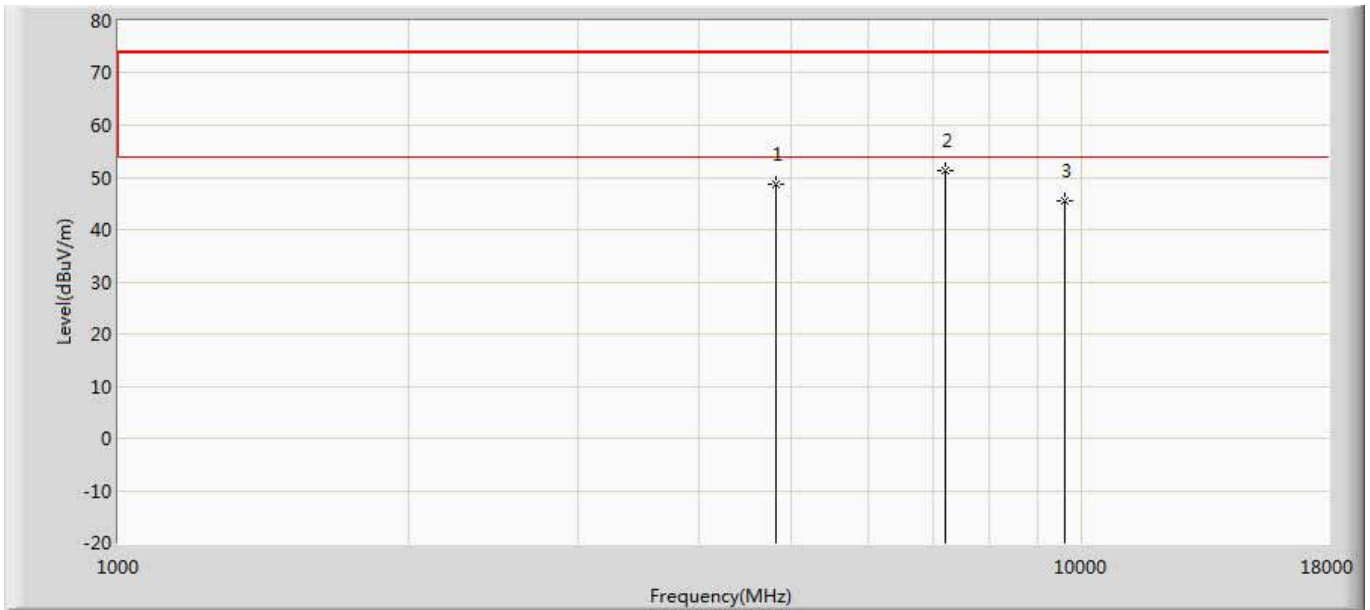
No	Mark	Frequency (MHz)	Measure Level (dBuV/m)	Reading Level (dBuV)	Over Limit (dB)	Limit (dBuV/m)	Factor (dB)	Type
1	*	4961.000	44.759	45.915	-29.241	74.000	-1.156	PK
2		7440.000	43.944	41.518	-30.056	74.000	2.426	PK
3		9920.000	44.091	38.837	-29.909	74.000	5.253	PK

Engineer: YULIU	
Site: AC5	Time: 2019/04/10 - 22:51
Limit: FCC_Part15.209_RE(3m)	Margin: 0
Probe: Horn_3117_00167055(1-18GHz)	Polarity: Horizontal
EUT: LED LAMP LED LAMP	Power: AC 120V/60Hz
Note: Mode 1:Transmit at 2480Mhz by BLE	



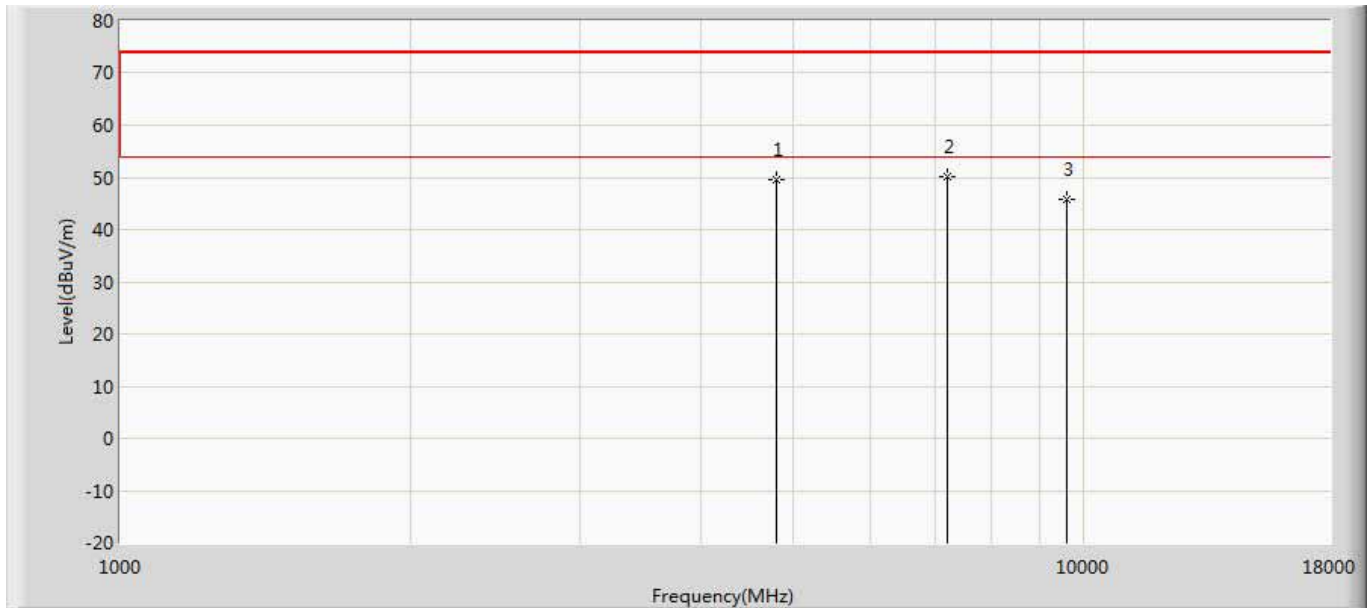
No	Mark	Frequency (MHz)	Measure Level (dBuV/m)	Reading Level (dBuV)	Over Limit (dB)	Limit (dBuV/m)	Factor (dB)	Type
1	*	4961.000	45.774	46.930	-28.226	74.000	-1.156	PK
2		7440.000	45.135	42.709	-28.865	74.000	2.426	PK
3		9920.000	44.156	38.902	-29.844	74.000	5.253	PK

Engineer: YULIU	
Site: AC5	Time: 2019/04/10 - 22:52
Limit: FCC_Part15.209_RE(3m)	Margin: 0
Probe: Horn_3117_00167055(1-18GHz)	Polarity: Vertical
EUT: LED LAMP LED LAMP	Power: AC 120V/60Hz
Note: Mode 2:Transmit at 2402Mhz by 2LE	



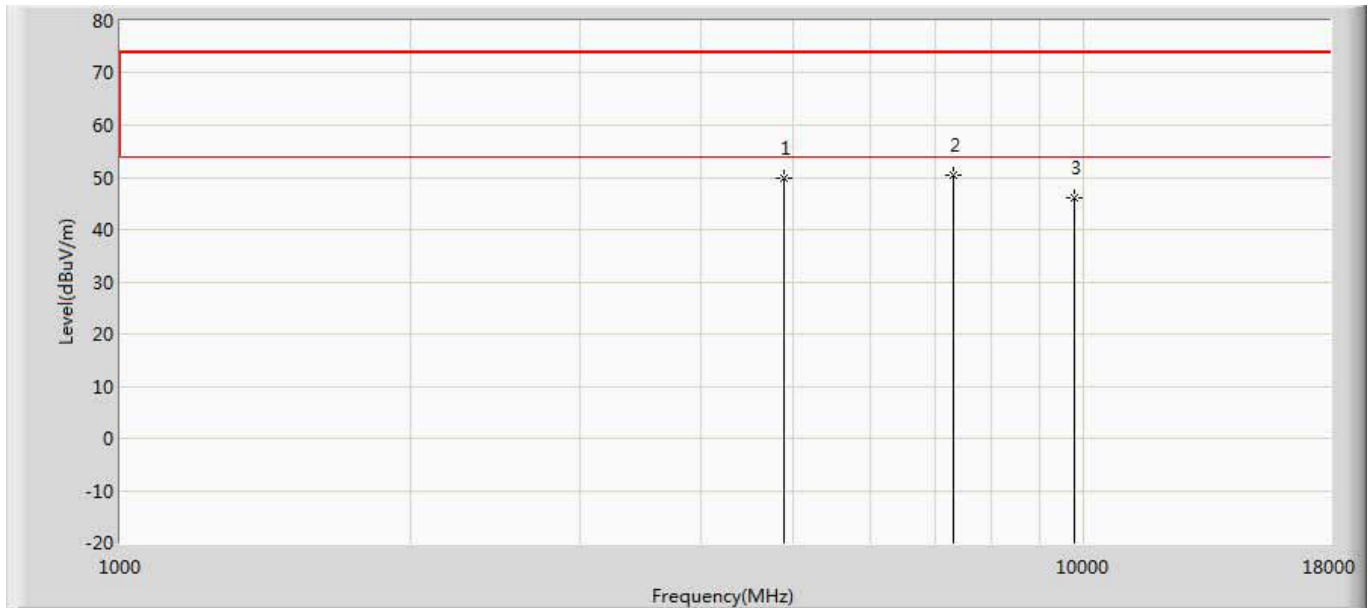
No	Mark	Frequency (MHz)	Measure Level (dBuV/m)	Reading Level (dBuV)	Over Limit (dB)	Limit (dBuV/m)	Factor (dB)	Type
1		4808.000	48.640	46.931	-25.360	74.000	1.709	PK
2	*	7205.000	51.214	45.961	-22.786	74.000	5.253	PK
3		9608.000	45.523	38.654	-28.477	74.000	6.869	PK

Engineer: YULIU	
Site: AC5	Time: 2019/04/10 - 22:52
Limit: FCC_Part15.209_RE(3m)	Margin: 0
Probe: Horn_3117_00167055(1-18GHz)	Polarity: Horizontal
EUT: LED LAMP LED LAMP	Power: AC 120V/60Hz
Note: Mode 2:Transmit at 2402Mhz by 2LE	



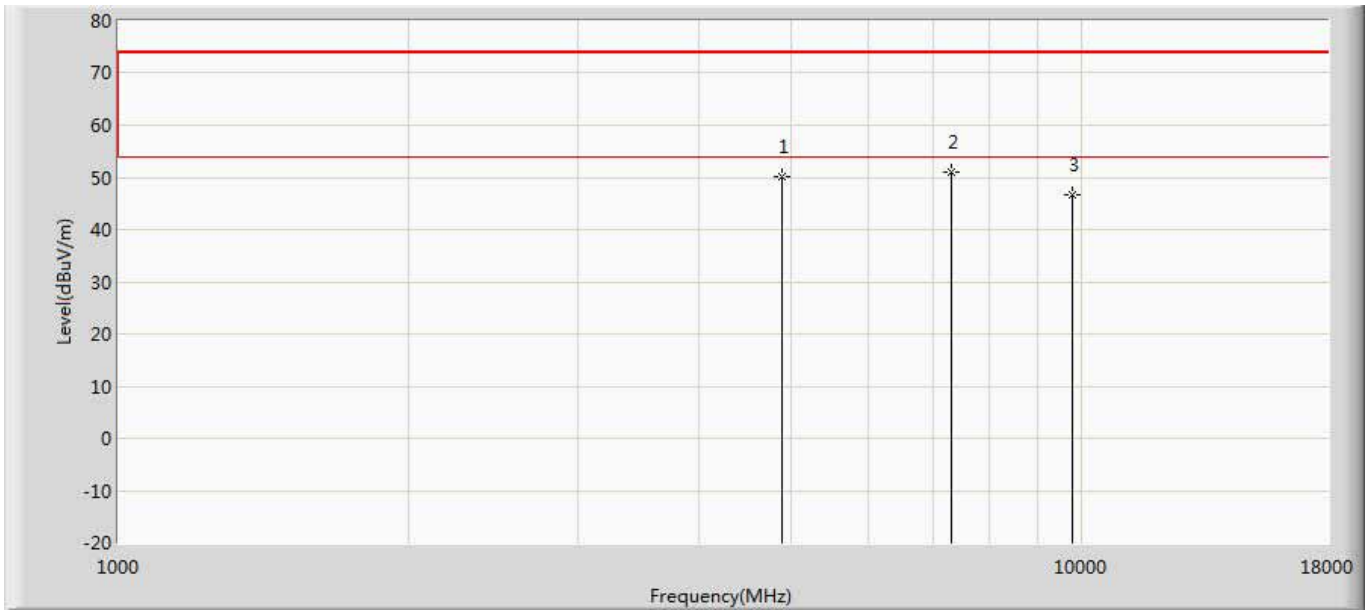
No	Mark	Frequency (MHz)	Measure Level (dBuV/m)	Reading Level (dBuV)	Over Limit (dB)	Limit (dBuV/m)	Factor (dB)	Type
1		4799.500	49.676	47.899	-24.324	74.000	1.777	PK
2	*	7205.000	50.044	44.791	-23.956	74.000	5.253	PK
3		9608.000	45.924	39.055	-28.076	74.000	6.869	PK

Engineer: YULIU	
Site: AC5	Time: 2019/04/10 - 22:52
Limit: FCC_Part15.209_RE(3m)	Margin: 0
Probe: Horn_3117_00167055(1-18GHz)	Polarity: Vertical
EUT: LED LAMP LED LAMP	Power: AC 120V/60Hz
Note: Mode 2:Transmit at 2440Mhz by 2LE	



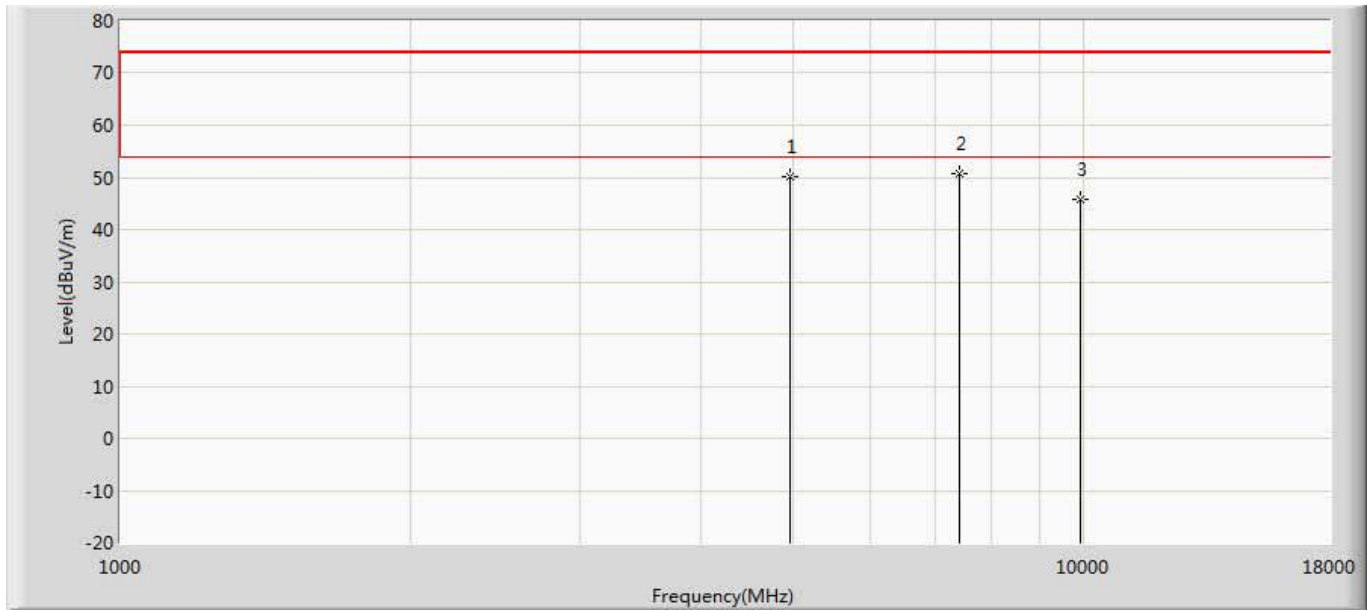
No	Mark	Frequency (MHz)	Measure Level (dBuV/m)	Reading Level (dBuV)	Over Limit (dB)	Limit (dBuV/m)	Factor (dB)	Type
1		4884.500	49.978	48.149	-24.022	74.000	1.829	PK
2	*	7324.000	50.470	44.875	-23.530	74.000	5.595	PK
3		9760.000	46.098	38.979	-27.902	74.000	7.120	PK

Engineer: YULIU	
Site: AC5	Time: 2019/04/10 - 22:52
Limit: FCC_Part15.209_RE(3m)	Margin: 0
Probe: Horn_3117_00167055(1-18GHz)	Polarity: Horizontal
EUT: LED LAMP LED LAMP	Power: AC 120V/60Hz
Note: Mode 2:Transmit at 2440Mhz by 2LE	



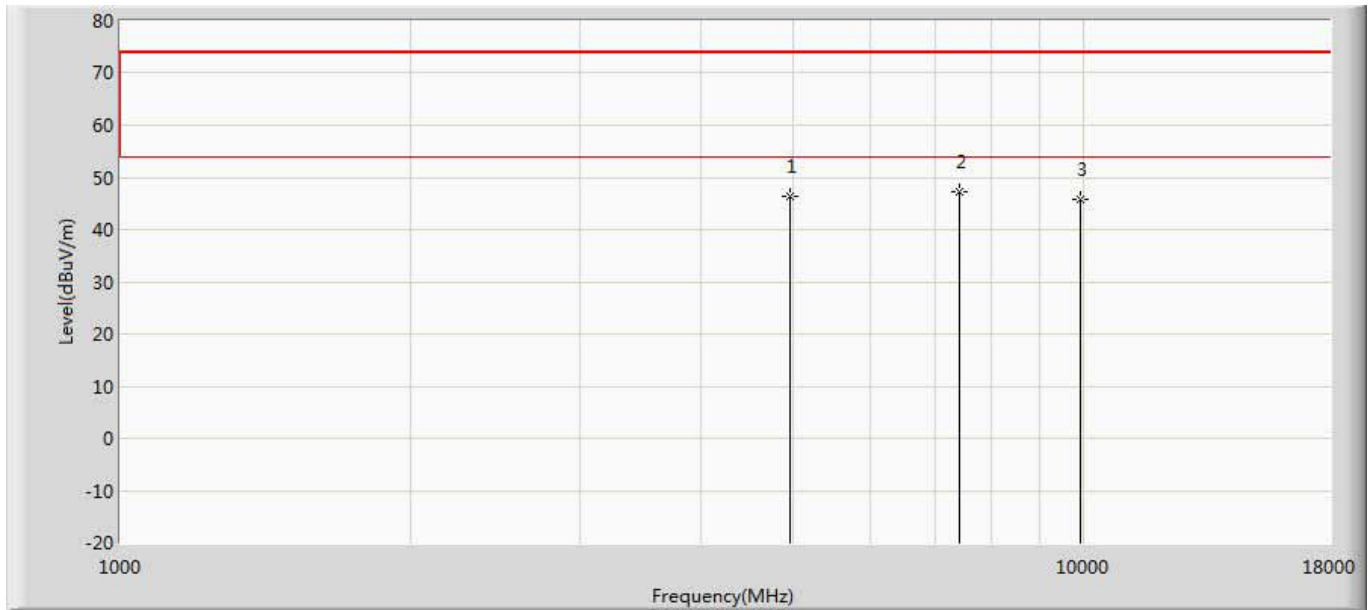
No	Mark	Frequency (MHz)	Measure Level (dBuV/m)	Reading Level (dBuV)	Over Limit (dB)	Limit (dBuV/m)	Factor (dB)	Type
1		4876.000	50.044	48.166	-23.956	74.000	1.878	PK
2	*	7315.500	50.988	45.506	-23.012	74.000	5.482	PK
3		9760.000	46.695	39.576	-27.305	74.000	7.120	PK

Engineer: YULIU	
Site: AC5	Time: 2019/04/10 - 22:52
Limit: FCC_Part15.209_RE(3m)	Margin: 0
Probe: Horn_3117_00167055(1-18GHz)	Polarity: Vertical
EUT: LED LAMP LED LAMP	Power: AC 120V/60Hz
Note: Mode 2:Transmit at 2480Mhz by 2LE	



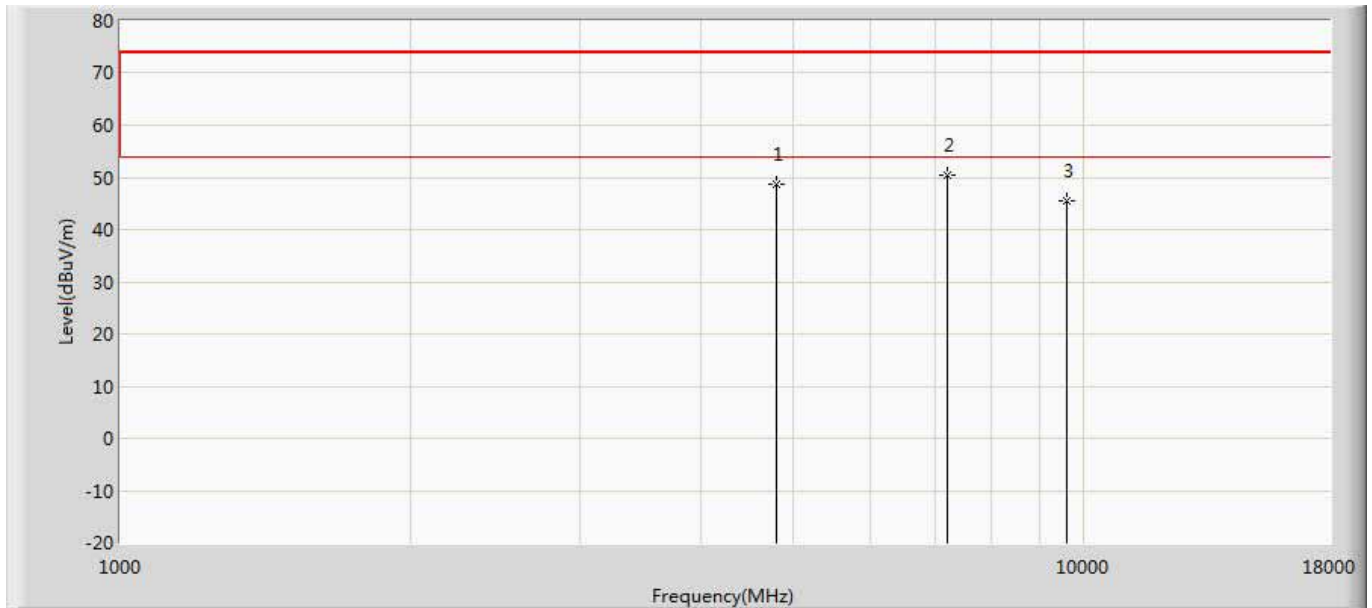
No	Mark	Frequency (MHz)	Measure Level (dBuV/m)	Reading Level (dBuV)	Over Limit (dB)	Limit (dBuV/m)	Factor (dB)	Type
1		4961.000	50.050	48.061	-23.950	74.000	1.989	PK
2	*	7434.500	50.752	45.392	-23.248	74.000	5.360	PK
3		9920.000	45.934	38.845	-28.066	74.000	7.088	PK

Engineer: YULIU	
Site: AC5	Time: 2019/04/10 - 22:52
Limit: FCC_Part15.209_RE(3m)	Margin: 0
Probe: Horn_3117_00167055(1-18GHz)	Polarity: Horizontal
EUT: LED LAMP LED LAMP	Power: AC 120V/60Hz
Note: Mode 2:Transmit at 2480Mhz by 2LE	



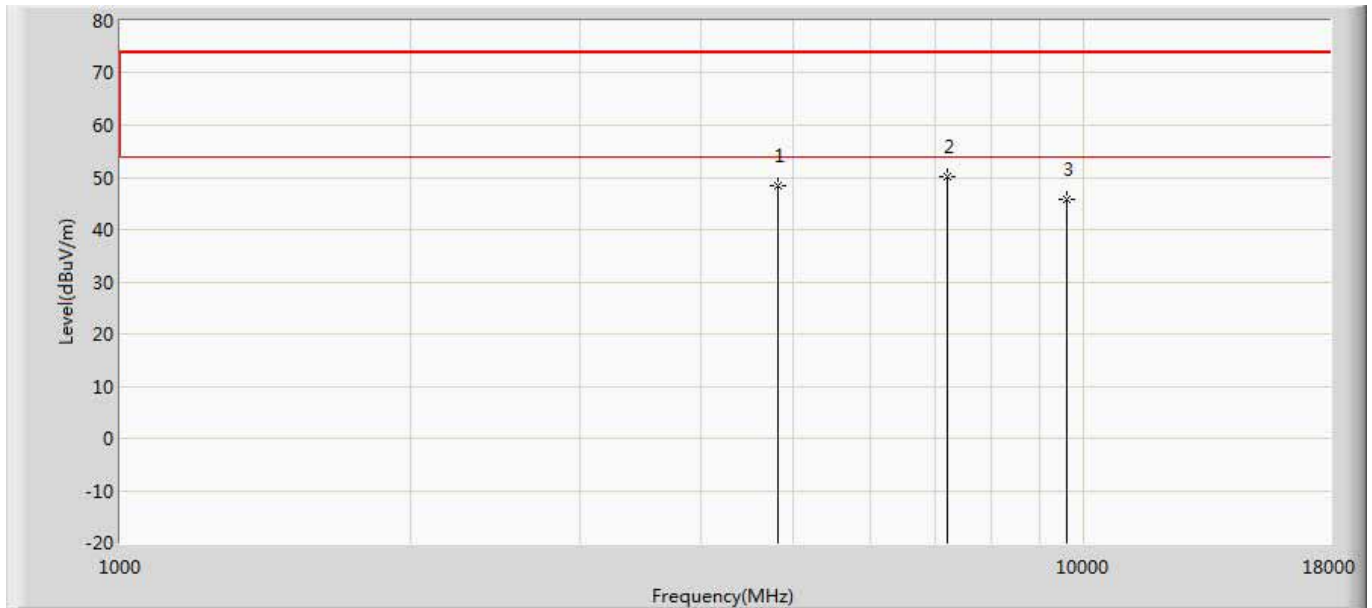
No	Mark	Frequency (MHz)	Measure Level (dBuV/m)	Reading Level (dBuV)	Over Limit (dB)	Limit (dBuV/m)	Factor (dB)	Type
1		4960.000	46.328	44.347	-27.672	74.000	1.981	PK
2	*	7440.000	47.322	41.981	-26.678	74.000	5.341	PK
3		9920.000	45.668	38.579	-28.332	74.000	7.088	PK

Engineer: YULIU	
Site: AC5	Time: 2019/04/10 - 22:52
Limit: FCC_Part15.209_RE(3m)	Margin: 0
Probe: Horn_3117_00167055(1-18GHz)	Polarity: Vertical
EUT: LED LAMP LED LAMP	Power: AC 120V/60Hz
Note: Mode 3:Transmit at 2402Mhz by Coding125	



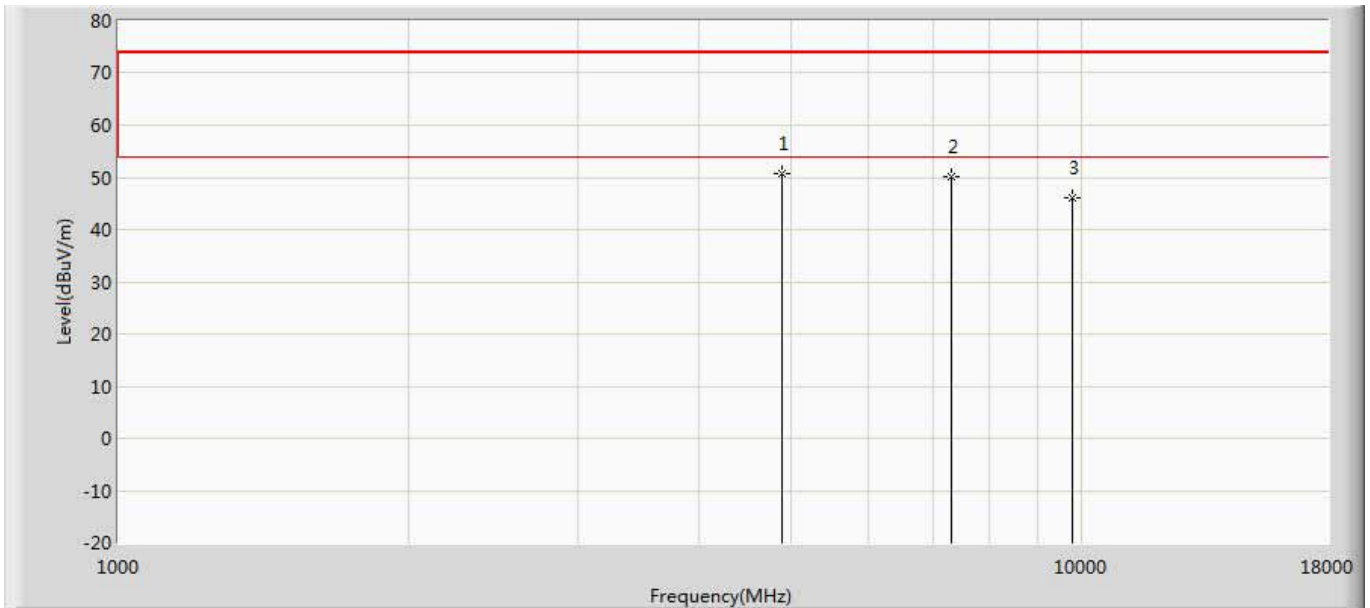
No	Mark	Frequency (MHz)	Measure Level (dBuV/m)	Reading Level (dBuV)	Over Limit (dB)	Limit (dBuV/m)	Factor (dB)	Type
1		4799.500	48.784	47.007	-25.216	74.000	1.777	PK
2	*	7205.000	50.344	45.091	-23.656	74.000	5.253	PK
3		9608.000	45.630	38.761	-28.370	74.000	6.869	PK

Engineer: YULIU	
Site: AC5	Time: 2019/04/10 - 22:52
Limit: FCC_Part15.209_RE(3m)	Margin: 0
Probe: Horn_3117_00167055(1-18GHz)	Polarity: Horizontal
EUT: LED LAMP LED LAMP	Power: AC 120V/60Hz
Note: Mode 3:Transmit at 2402Mhz by Coding125	



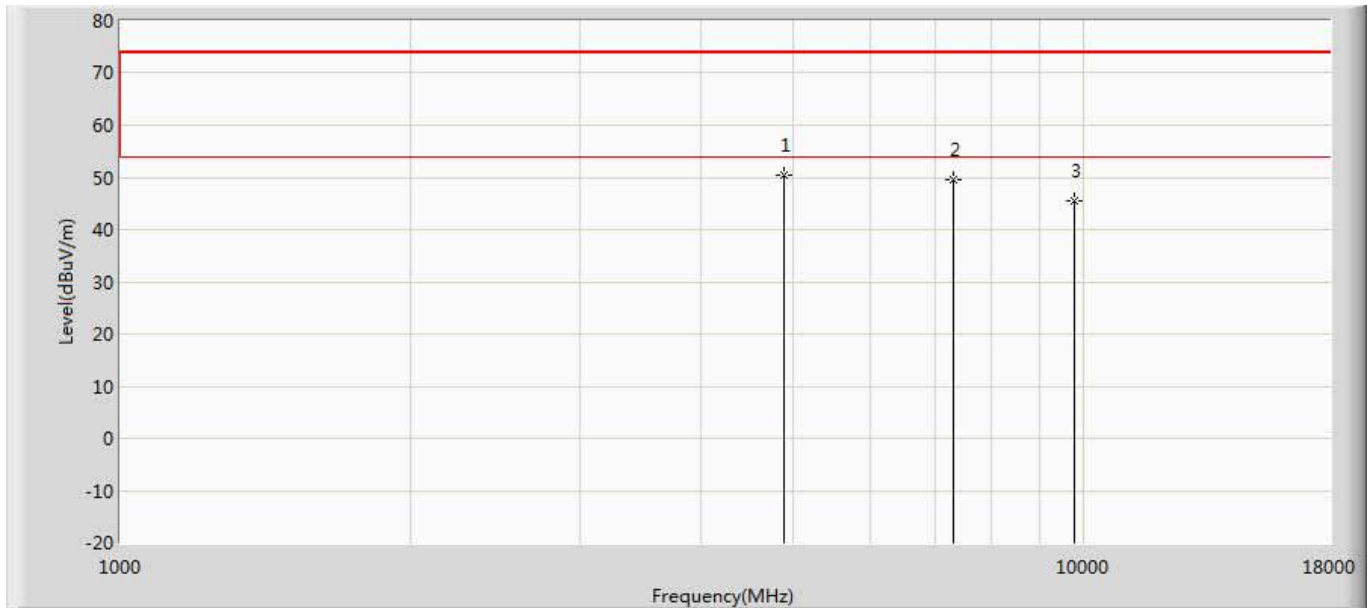
No	Mark	Frequency (MHz)	Measure Level (dBuV/m)	Reading Level (dBuV)	Over Limit (dB)	Limit (dBuV/m)	Factor (dB)	Type
1		4808.000	48.327	46.618	-25.673	74.000	1.709	PK
2	*	7205.000	50.228	44.975	-23.772	74.000	5.253	PK
3		9608.000	45.801	38.932	-28.199	74.000	6.869	PK

Engineer: YULIU	
Site: AC5	Time: 2019/04/10 - 22:52
Limit: FCC_Part15.209_RE(3m)	Margin: 0
Probe: Horn_3117_00167055(1-18GHz)	Polarity: Vertical
EUT: LED LAMP LED LAMP	Power: AC 120V/60Hz
Note: Mode 3:Transmit at 2440Mhz by Coding125	



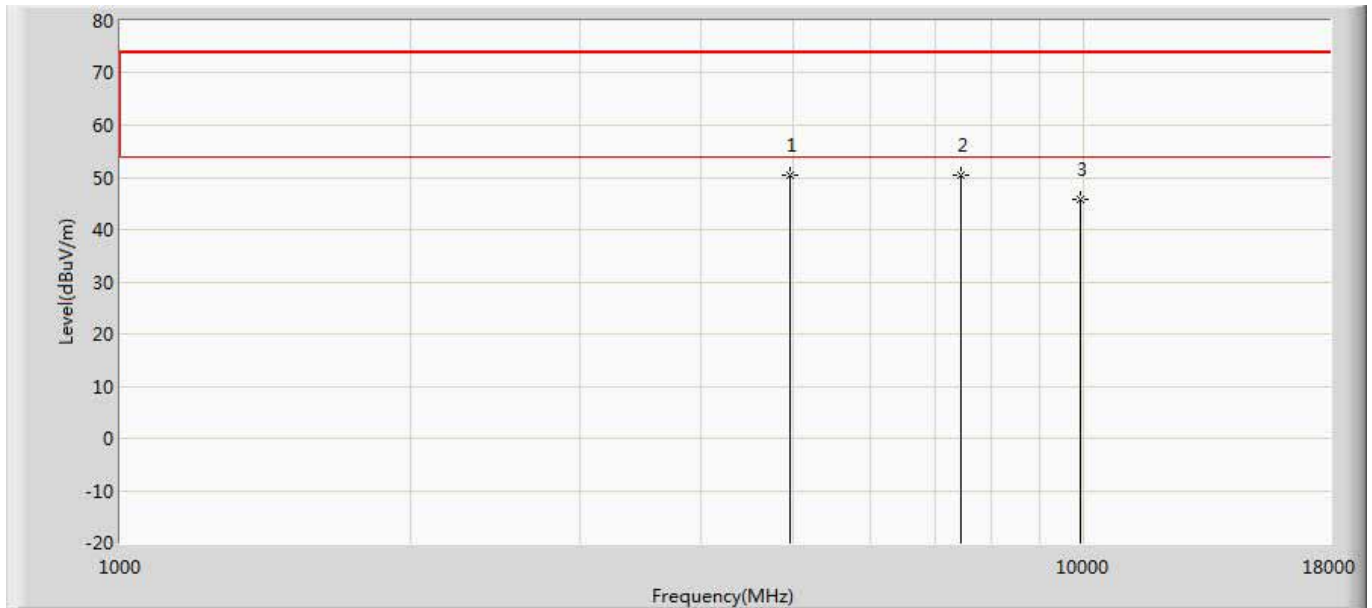
No	Mark	Frequency (MHz)	Measure Level (dBuV/m)	Reading Level (dBuV)	Over Limit (dB)	Limit (dBuV/m)	Factor (dB)	Type
1	*	4884.500	50.757	48.928	-23.243	74.000	1.829	PK
2		7315.500	50.112	44.630	-23.888	74.000	5.482	PK
3		9760.000	46.109	38.990	-27.891	74.000	7.120	PK

Engineer: YULIU	
Site: AC5	Time: 2019/04/10 - 22:52
Limit: FCC_Part15.209_RE(3m)	Margin: 0
Probe: Horn_3117_00167055(1-18GHz)	Polarity: Horizontal
EUT: LED LAMP LED LAMP	Power: AC 120V/60Hz
Note: Mode 3:Transmit at 2440Mhz by Coding125	



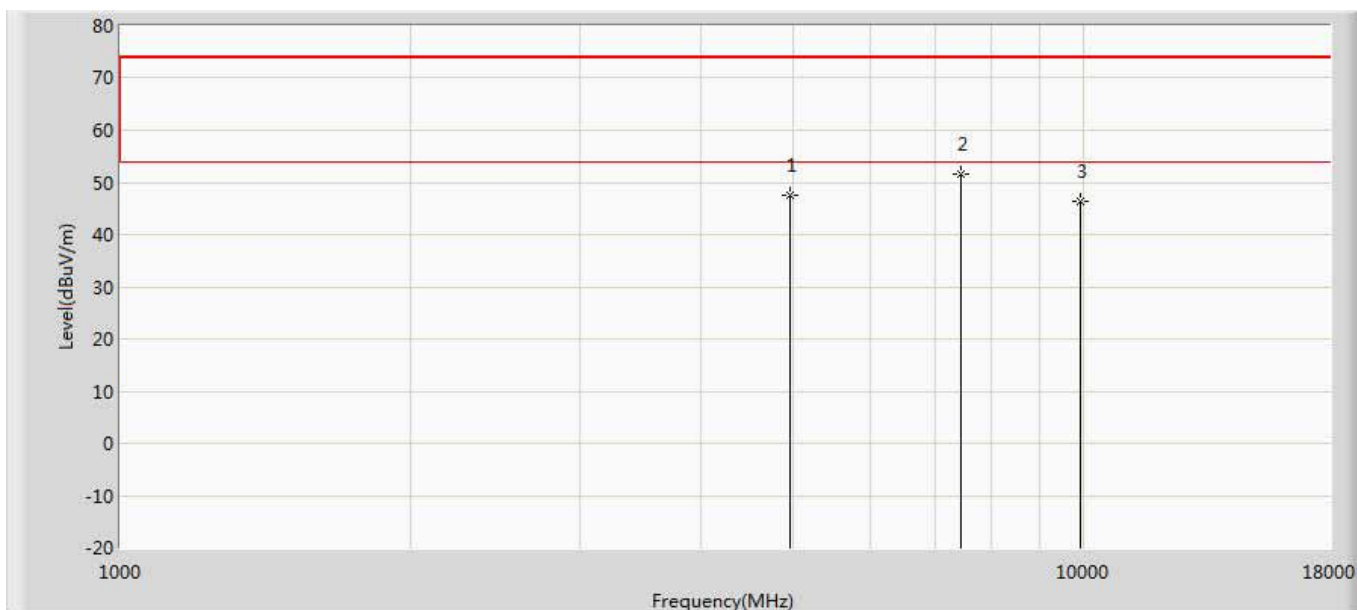
No	Mark	Frequency (MHz)	Measure Level (dBuV/m)	Reading Level (dBuV)	Over Limit (dB)	Limit (dBuV/m)	Factor (dB)	Type
1	*	4884.500	50.440	48.611	-23.560	74.000	1.829	PK
2		7324.000	49.536	43.941	-24.464	74.000	5.595	PK
3		9760.000	45.468	38.349	-28.532	74.000	7.120	PK

Engineer: YULIU	
Site: AC5	Time: 2019/04/10 - 22:52
Limit: FCC_Part15.209_RE(3m)	Margin: 0
Probe: Horn_3117_00167055(1-18GHz)	Polarity: Vertical
EUT: LED LAMP LED LAMP	Power: AC 120V/60Hz
Note: Mode 3:Transmit at 2480Mhz by Coding125	



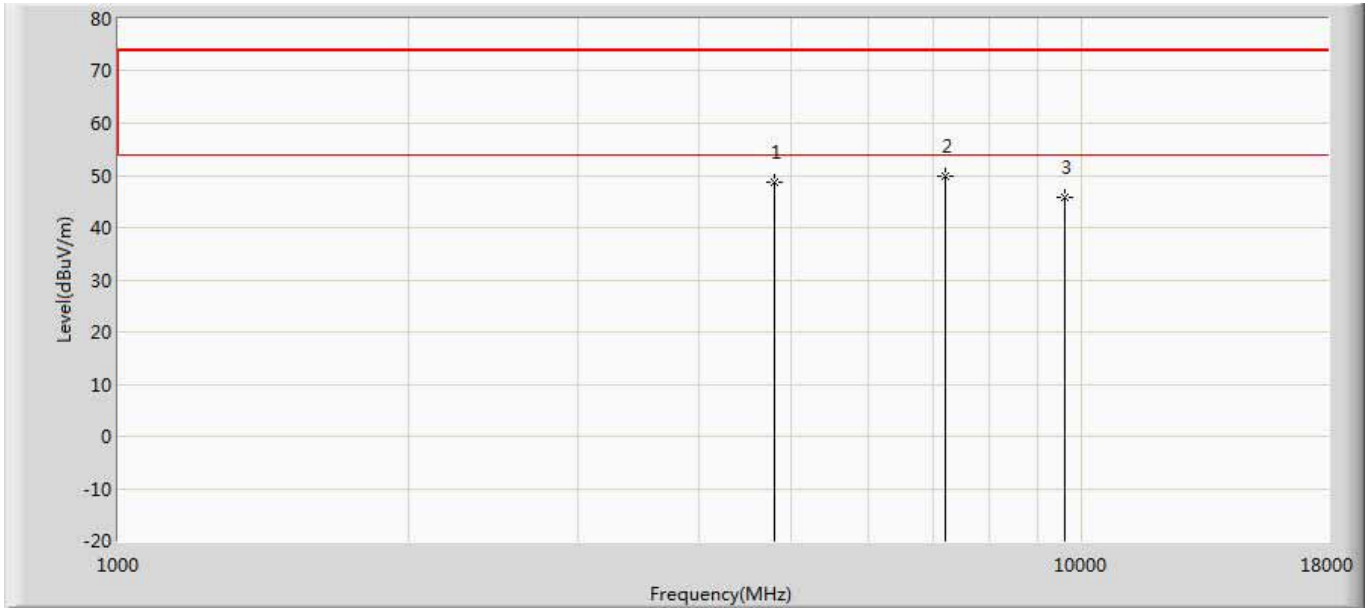
No	Mark	Frequency (MHz)	Measure Level (dBuV/m)	Reading Level (dBuV)	Over Limit (dB)	Limit (dBuV/m)	Factor (dB)	Type
1		4961.000	50.457	48.468	-23.543	74.000	1.989	PK
2	*	7443.000	50.515	45.185	-23.485	74.000	5.330	PK
3		9920.000	45.692	38.603	-28.308	74.000	7.088	PK

Engineer: YULIU	
Site: AC5	Time: 2019/04/10 - 22:53
Limit: FCC_Part15.209_RE(3m)	Margin: 0
Probe: Horn_3117_00167055(1-18GHz)	Polarity: Horizontal
EUT: LED LAMP LED LAMP	Power: AC 120V/60Hz
Note: Mode 3:Transmit at 2480Mhz by Coding125	



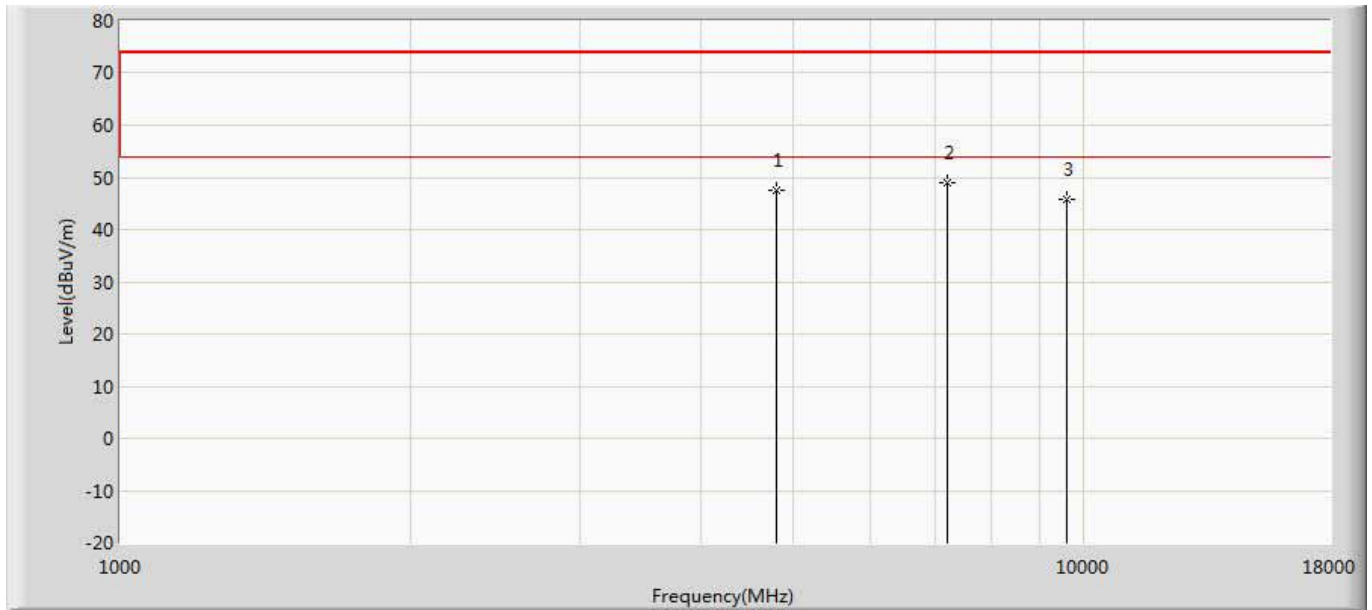
No	Mark	Frequency (MHz)	Measure Level (dBuV/m)	Reading Level (dBuV)	Over Limit (dB)	Limit (dBuV/m)	Factor (dB)	Type
1		4961.000	47.571	45.582	-26.429	74.000	1.989	PK
2	*	7443.000	51.684	46.354	-22.316	74.000	5.330	PK
3		9920.000	46.387	39.298	-27.613	74.000	7.088	PK

Engineer: YULIU	
Site: AC5	Time: 2019/04/10 - 22:53
Limit: FCC_Part15.209_RE(3m)	Margin: 0
Probe: Horn_3117_00167055(1-18GHz)	Polarity: Vertical
EUT: LED LAMP LED LAMP	Power: AC 120V/60Hz
Note: Mode 4:Transmit at 2402Mhz by Coding500	



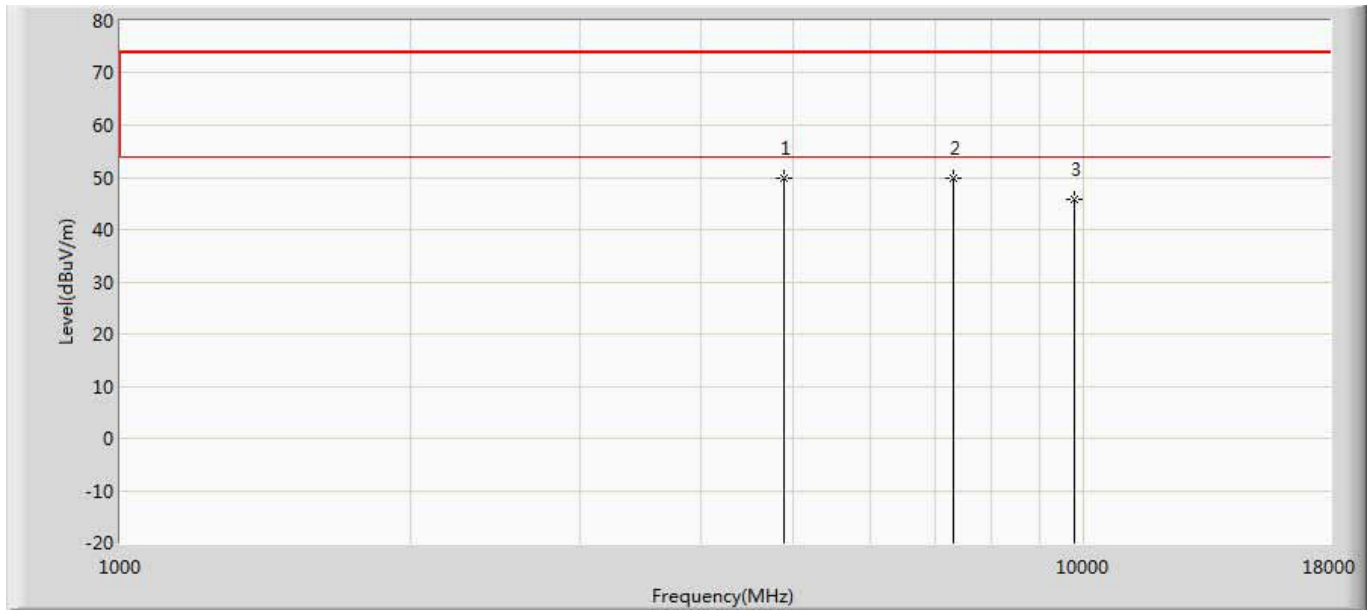
No	Mark	Frequency (MHz)	Measure Level (dBuV/m)	Reading Level (dBuV)	Over Limit (dB)	Limit (dBuV/m)	Factor (dB)	Type
1		4799.500	48.771	46.994	-25.229	74.000	1.777	PK
2	*	7205.000	50.000	44.747	-24.000	74.000	5.253	PK
3		9608.000	45.930	39.061	-28.070	74.000	6.869	PK

Engineer: YULIU	
Site: AC5	Time: 2019/04/10 - 22:53
Limit: FCC_Part15.209_RE(3m)	Margin: 0
Probe: Horn_3117_00167055(1-18GHz)	Polarity: Horizontal
EUT: LED LAMP LED LAMP	Power: AC 120V/60Hz
Note: Mode 4:Transmit at 2402Mhz by Coding500	



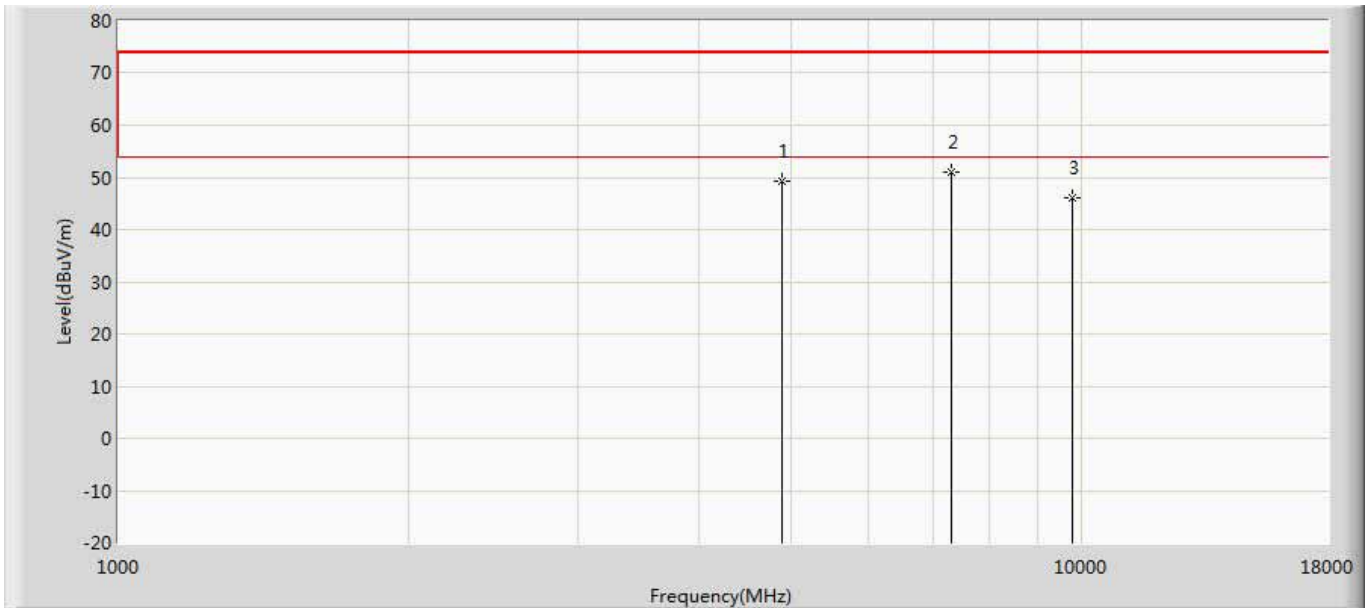
No	Mark	Frequency (MHz)	Measure Level (dBuV/m)	Reading Level (dBuV)	Over Limit (dB)	Limit (dBuV/m)	Factor (dB)	Type
1		4804.000	47.610	45.869	-26.390	74.000	1.741	PK
2	*	7206.000	48.936	43.681	-25.064	74.000	5.255	PK
3		9608.000	45.730	38.861	-28.270	74.000	6.869	PK

Engineer: YULIU	
Site: AC5	Time: 2019/04/10 - 22:53
Limit: FCC_Part15.209_RE(3m)	Margin: 0
Probe: Horn_3117_00167055(1-18GHz)	Polarity: Vertical
EUT: LED LAMP LED LAMP	Power: AC 120V/60Hz
Note: Mode 4:Transmit at 2440Mhz by Coding500	



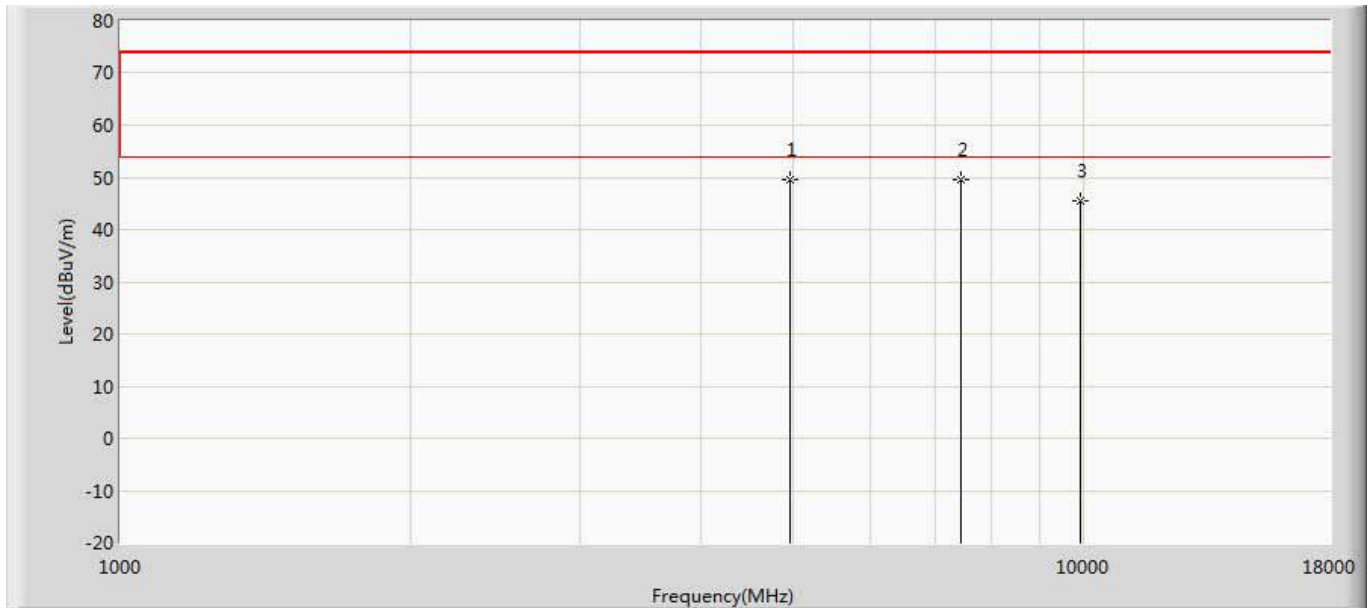
No	Mark	Frequency (MHz)	Measure Level (dBuV/m)	Reading Level (dBuV)	Over Limit (dB)	Limit (dBuV/m)	Factor (dB)	Type
1	*	4876.000	49.811	47.933	-24.189	74.000	1.878	PK
2		7324.000	49.736	44.141	-24.264	74.000	5.595	PK
3		9760.000	45.789	38.670	-28.211	74.000	7.120	PK

Engineer: YULIU	
Site: AC5	Time: 2019/04/10 - 22:53
Limit: FCC_Part15.209_RE(3m)	Margin: 0
Probe: Horn_3117_00167055(1-18GHz)	Polarity: Horizontal
EUT: LED LAMP LED LAMP	Power: AC 120V/60Hz
Note: Mode 4:Transmit at 2440Mhz by Coding500	



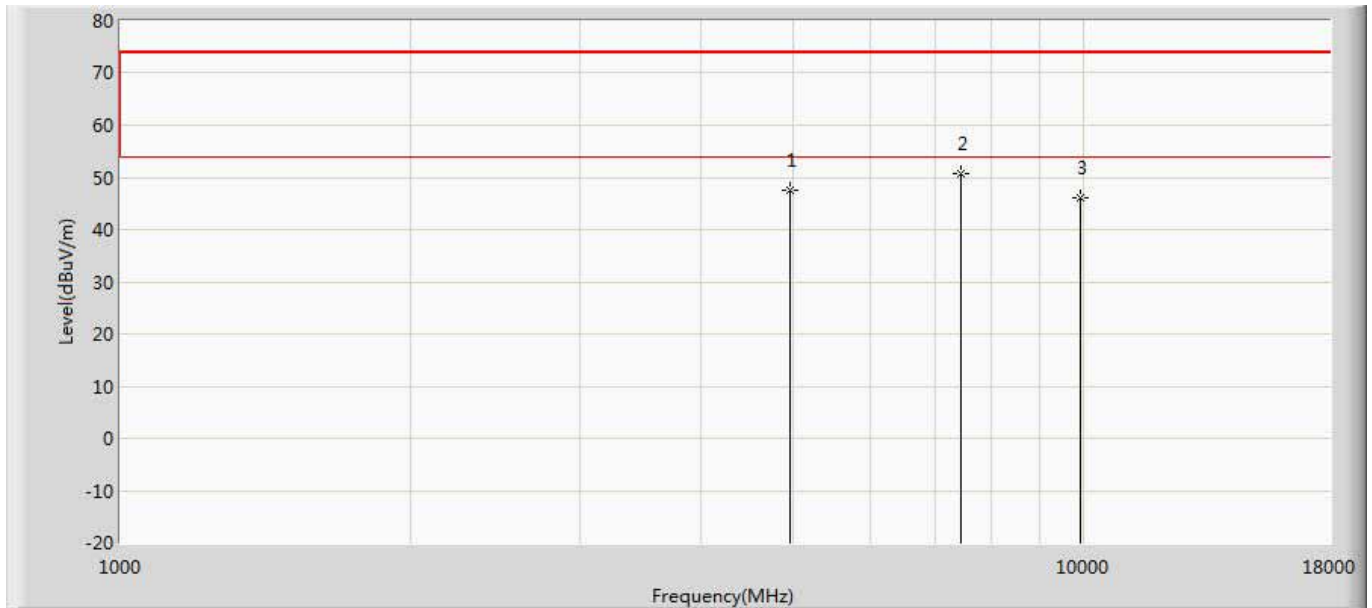
No	Mark	Frequency (MHz)	Measure Level (dBuV/m)	Reading Level (dBuV)	Over Limit (dB)	Limit (dBuV/m)	Factor (dB)	Type
1		4884.500	49.203	47.374	-24.797	74.000	1.829	PK
2	*	7315.500	51.077	45.595	-22.923	74.000	5.482	PK
3		9760.000	46.074	38.955	-27.926	74.000	7.120	PK

Engineer: YULIU	
Site: AC5	Time: 2019/04/10 - 22:53
Limit: FCC_Part15.209_RE(3m)	Margin: 0
Probe: Horn_3117_00167055(1-18GHz)	Polarity: Vertical
EUT: LED LAMP LED LAMP	Power: AC 120V/60Hz
Note: Mode 4:Transmit at 2480Mhz by Coding500	



No	Mark	Frequency (MHz)	Measure Level (dBuV/m)	Reading Level (dBuV)	Over Limit (dB)	Limit (dBuV/m)	Factor (dB)	Type
1	*	4961.000	49.677	47.688	-24.323	74.000	1.989	PK
2		7443.000	49.671	44.341	-24.329	74.000	5.330	PK
3		9920.000	45.369	38.280	-28.631	74.000	7.088	PK

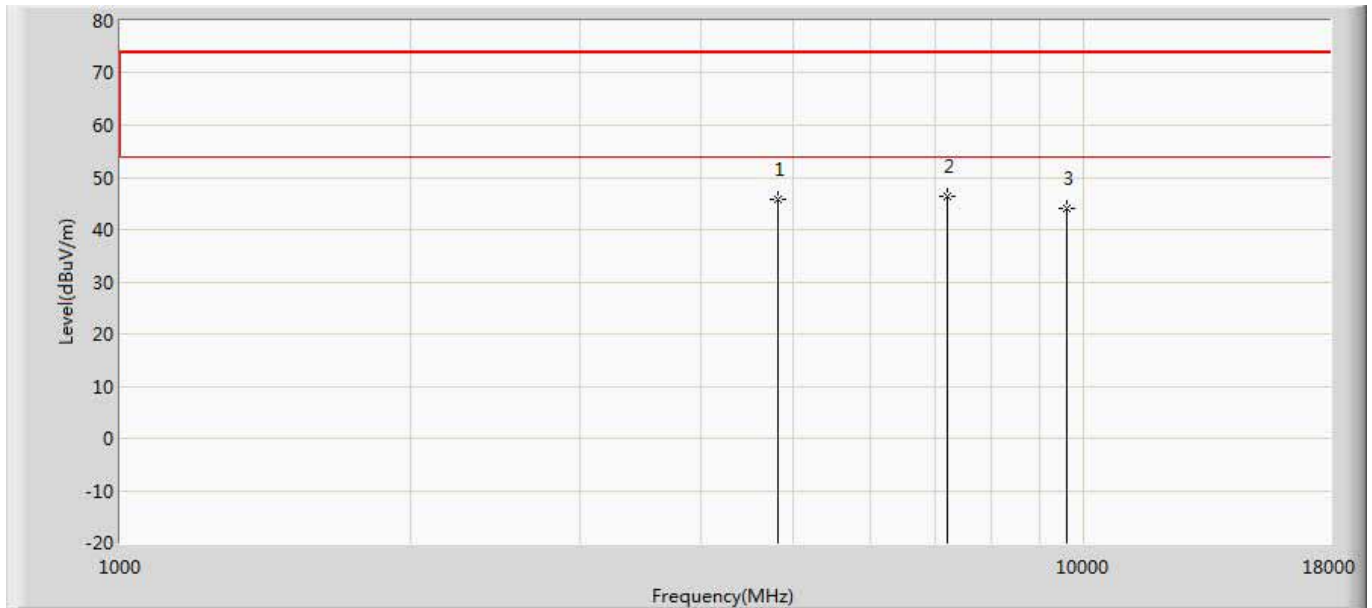
Engineer: YULIU	
Site: AC5	Time: 2019/04/10 - 22:53
Limit: FCC_Part15.209_RE(3m)	Margin: 0
Probe: Horn_3117_00167055(1-18GHz)	Polarity: Horizontal
EUT: LED LAMP LED LAMP	Power: AC 120V/60Hz
Note: Mode 4:Transmit at 2480Mhz by Coding500	



No	Mark	Frequency (MHz)	Measure Level (dBuV/m)	Reading Level (dBuV)	Over Limit (dB)	Limit (dBuV/m)	Factor (dB)	Type
1		4960.000	47.411	45.430	-26.589	74.000	1.981	PK
2	*	7443.000	50.765	45.435	-23.235	74.000	5.330	PK
3		9920.000	46.148	39.059	-27.852	74.000	7.088	PK

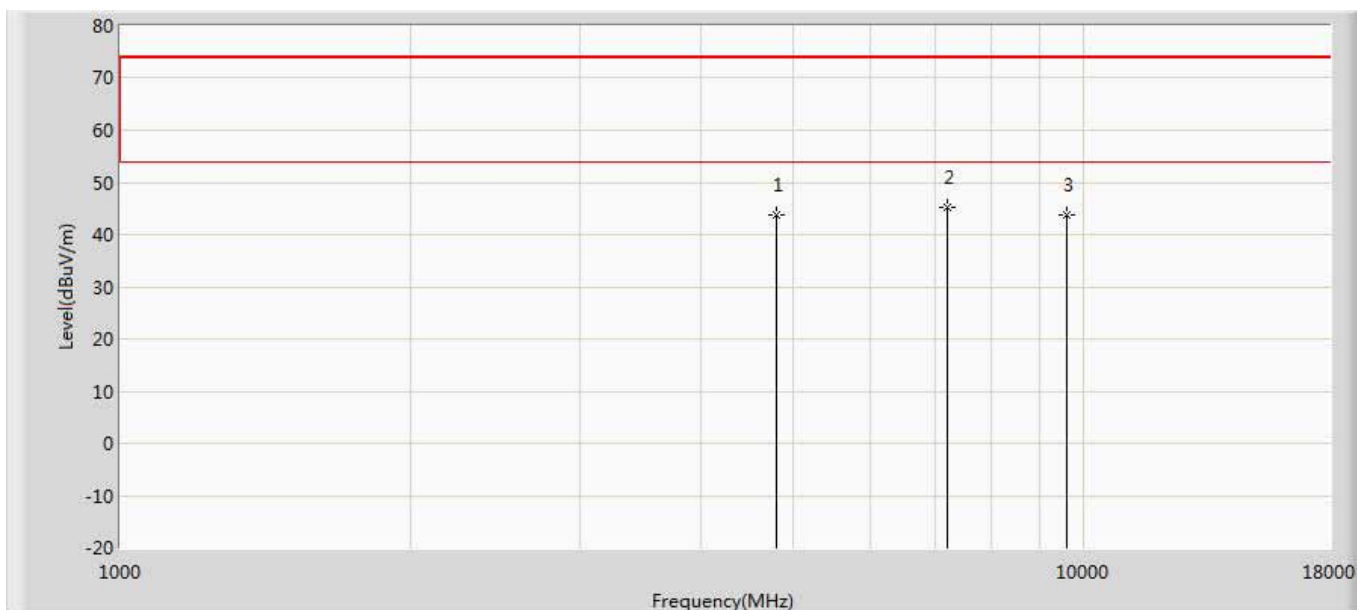
Diodes:

Engineer: YULIU	
Site: AC5	Time: 2019/04/10 - 22:59
Limit: FCC_Part15.209_RE(3m)	Margin: 0
Probe: Horn_3117_00167055(1-18GHz)	Polarity: Vertical
EUT: LED LAMP	Power: AC 120V/60Hz
Note: Mode 1:Transmit at 2402Mhz by BLE	



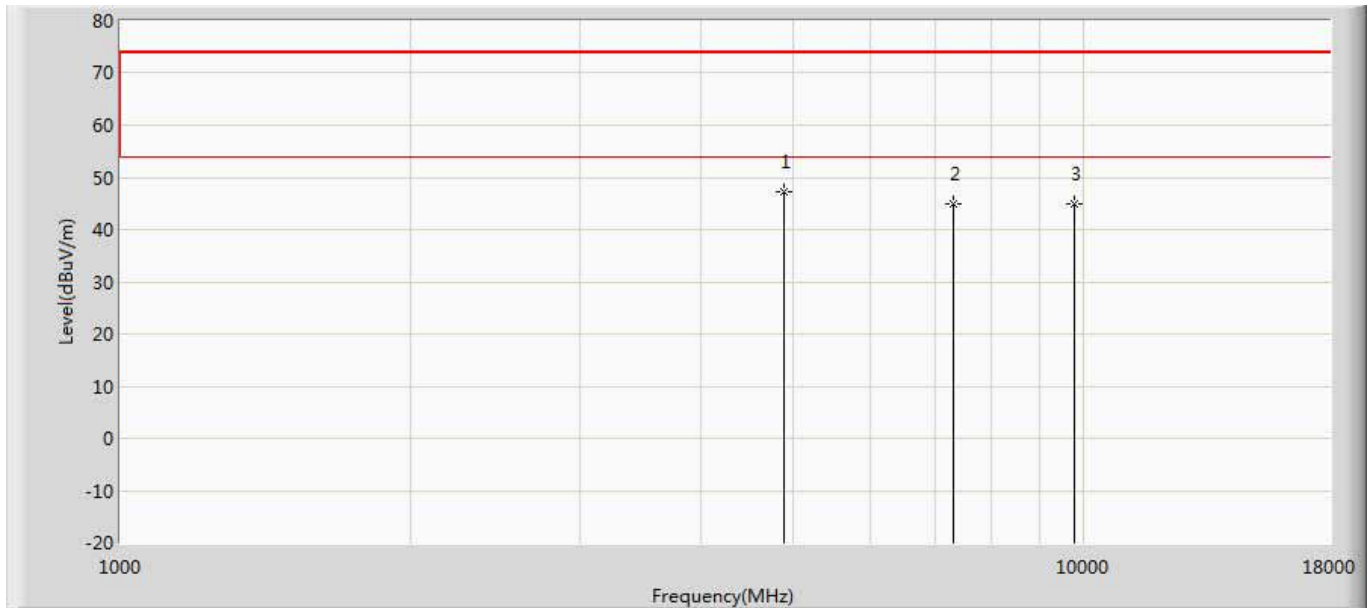
No	Mark	Frequency (MHz)	Measure Level (dBuV/m)	Reading Level (dBuV)	Over Limit (dB)	Limit (dBuV/m)	Factor (dB)	Type
1		4808.000	45.853	47.654	-28.147	74.000	-1.801	PK
2	*	7205.000	46.248	44.312	-27.752	74.000	1.936	PK
3		9608.000	44.139	39.240	-29.861	74.000	4.899	PK

Engineer: YULIU	
Site: AC5	Time: 2019/04/10 - 22:59
Limit: FCC_Part15.209_RE(3m)	Margin: 0
Probe: Horn_3117_00167055(1-18GHz)	Polarity: Horizontal
EUT: LED LAMP	Power: AC 120V/60Hz
Note: Mode 1:Transmit at 2402Mhz by BLE	



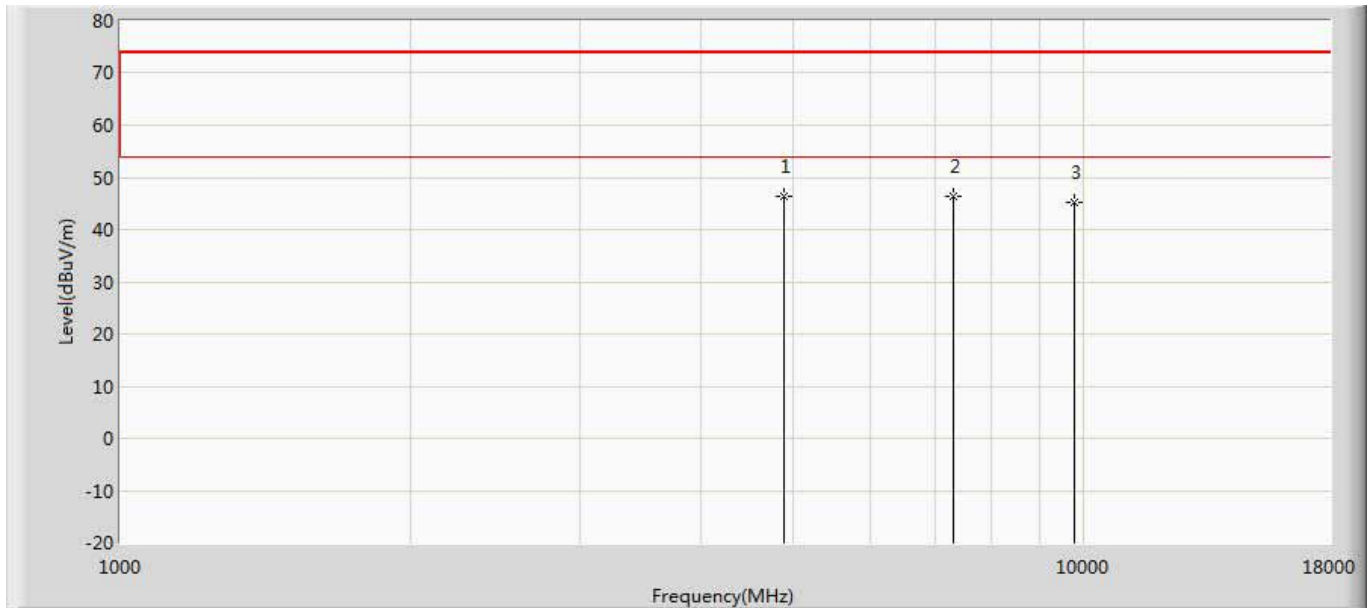
No	Mark	Frequency (MHz)	Measure Level (dBuV/m)	Reading Level (dBuV)	Over Limit (dB)	Limit (dBuV/m)	Factor (dB)	Type
1		4804.000	43.742	45.465	-30.258	74.000	-1.723	PK
2	*	7206.000	45.097	43.178	-28.903	74.000	1.919	PK
3		9608.000	43.887	38.988	-30.113	74.000	4.899	PK

Engineer: YULIU	
Site: AC5	Time: 2019/04/10 - 22:59
Limit: FCC_Part15.209_RE(3m)	Margin: 0
Probe: Horn_3117_00167055(1-18GHz)	Polarity: Vertical
EUT: LED LAMP	Power: AC 120V/60Hz
Note: Mode 1:Transmit at 2440Mhz by BLE	



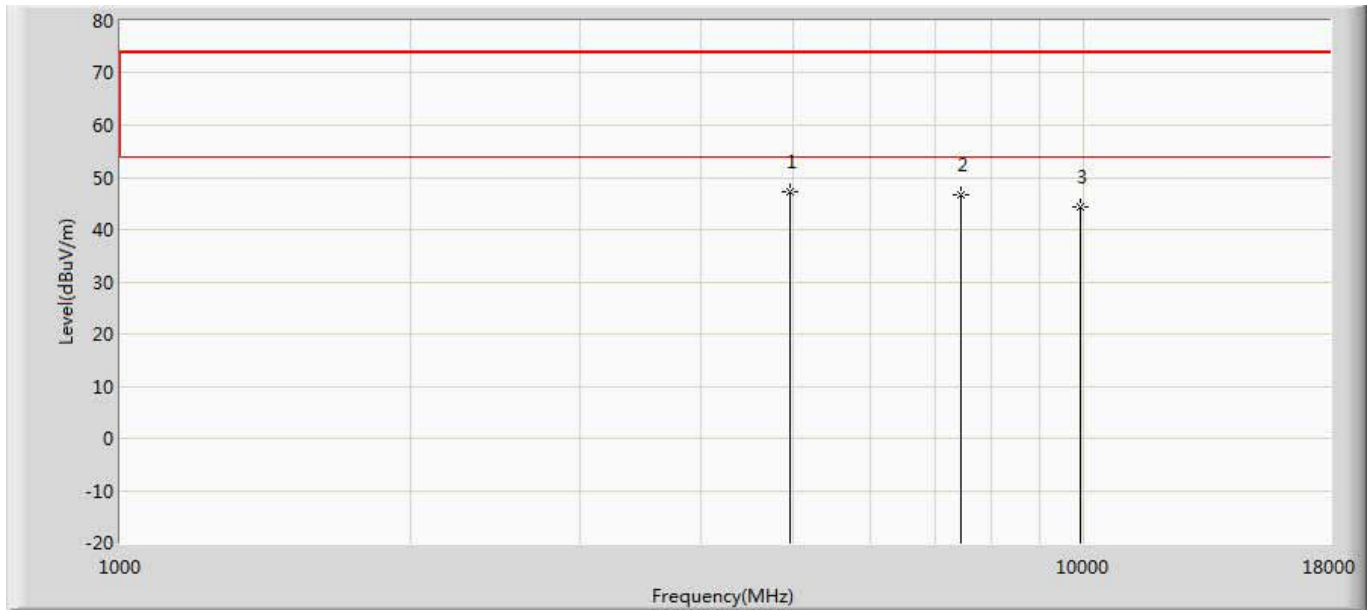
No	Mark	Frequency (MHz)	Measure Level (dBuV/m)	Reading Level (dBuV)	Over Limit (dB)	Limit (dBuV/m)	Factor (dB)	Type
1	*	4884.500	47.304	48.662	-26.696	74.000	-1.358	PK
2		7320.000	44.786	42.903	-29.214	74.000	1.884	PK
3		9760.000	44.864	39.052	-29.136	74.000	5.812	PK

Engineer: YULIU	
Site: AC5	Time: 2019/04/10 - 22:59
Limit: FCC_Part15.209_RE(3m)	Margin: 0
Probe: Horn_3117_00167055(1-18GHz)	Polarity: Horizontal
EUT: LED LAMP	Power: AC 120V/60Hz
Note: Mode 1:Transmit at 2440Mhz by BLE	



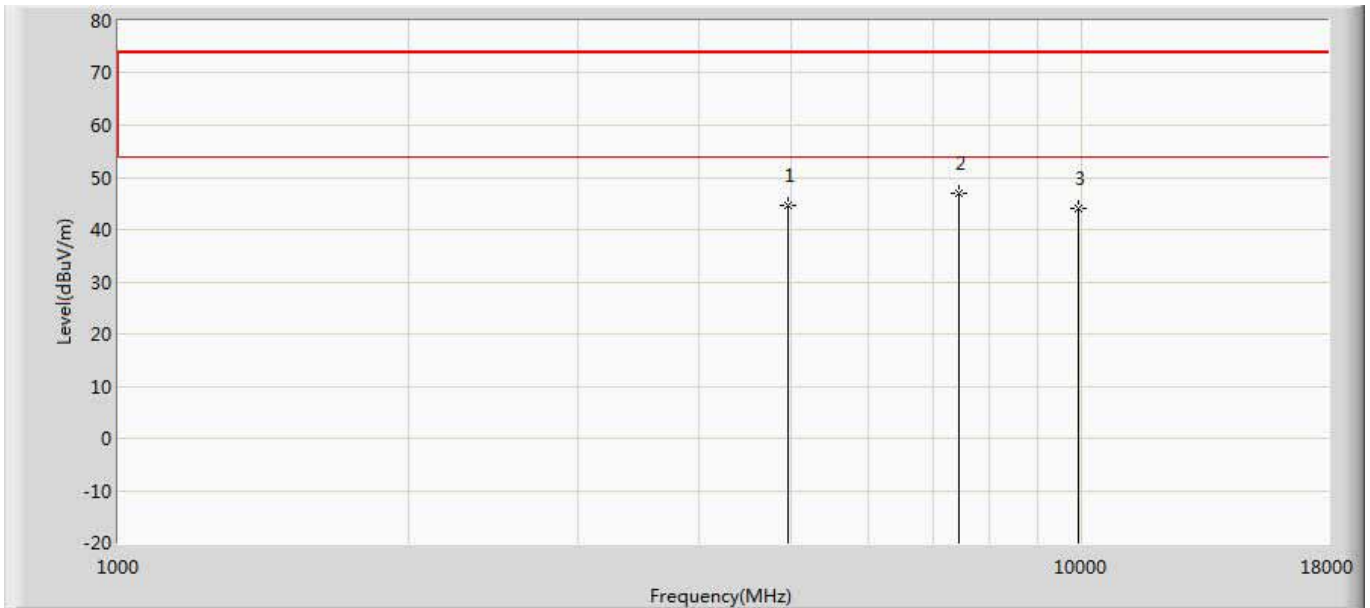
No	Mark	Frequency (MHz)	Measure Level (dBuV/m)	Reading Level (dBuV)	Over Limit (dB)	Limit (dBuV/m)	Factor (dB)	Type
1	*	4884.500	46.505	47.863	-27.495	74.000	-1.358	PK
2		7324.000	46.488	44.571	-27.512	74.000	1.917	PK
3		9760.000	45.229	39.417	-28.771	74.000	5.812	PK

Engineer: YULIU	
Site: AC5	Time: 2019/04/10 - 22:59
Limit: FCC_Part15.209_RE(3m)	Margin: 0
Probe: Horn_3117_00167055(1-18GHz)	Polarity: Vertical
EUT: LED LAMP	Power: AC 120V/60Hz
Note: Mode 1:Transmit at 2480Mhz by BLE	



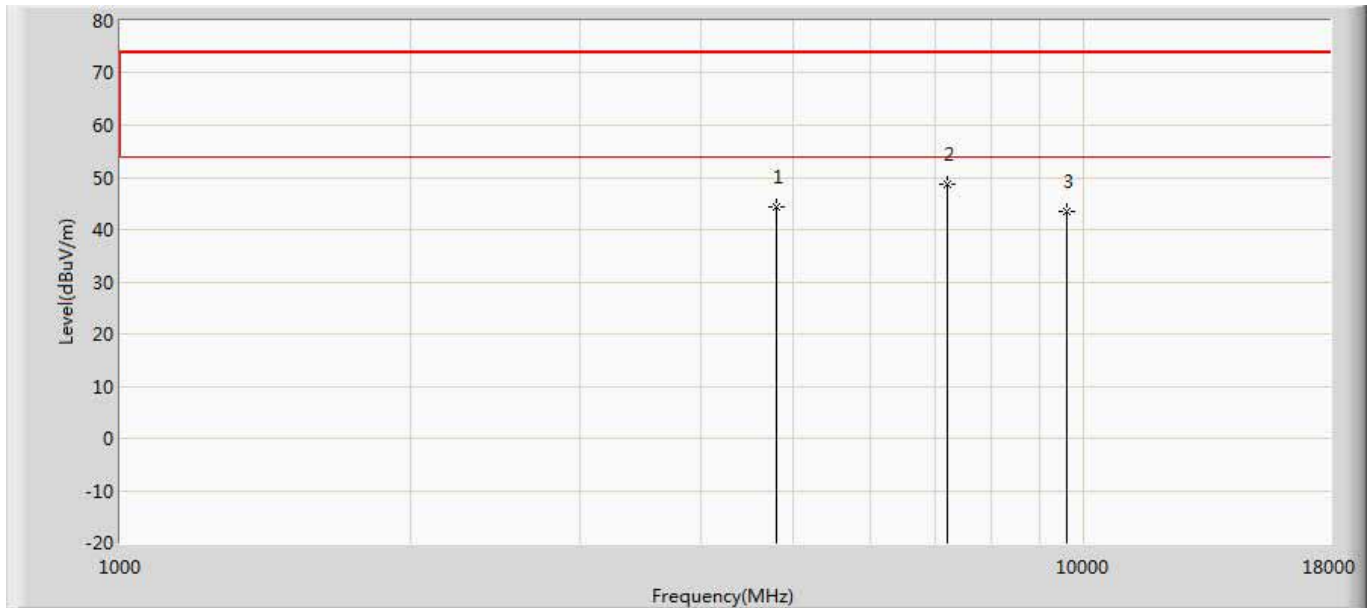
No	Mark	Frequency (MHz)	Measure Level (dBuV/m)	Reading Level (dBuV)	Over Limit (dB)	Limit (dBuV/m)	Factor (dB)	Type
1	*	4961.000	47.386	48.542	-26.614	74.000	-1.156	PK
2		7443.000	46.673	44.184	-27.327	74.000	2.489	PK
3		9920.000	44.259	39.005	-29.741	74.000	5.253	PK

Engineer: YULIU	
Site: AC5	Time: 2019/04/10 - 22:59
Limit: FCC_Part15.209_RE(3m)	Margin: 0
Probe: Horn_3117_00167055(1-18GHz)	Polarity: Horizontal
EUT: LED LAMP	Power: AC 120V/60Hz
Note: Mode 1:Transmit at 2480Mhz by BLE	



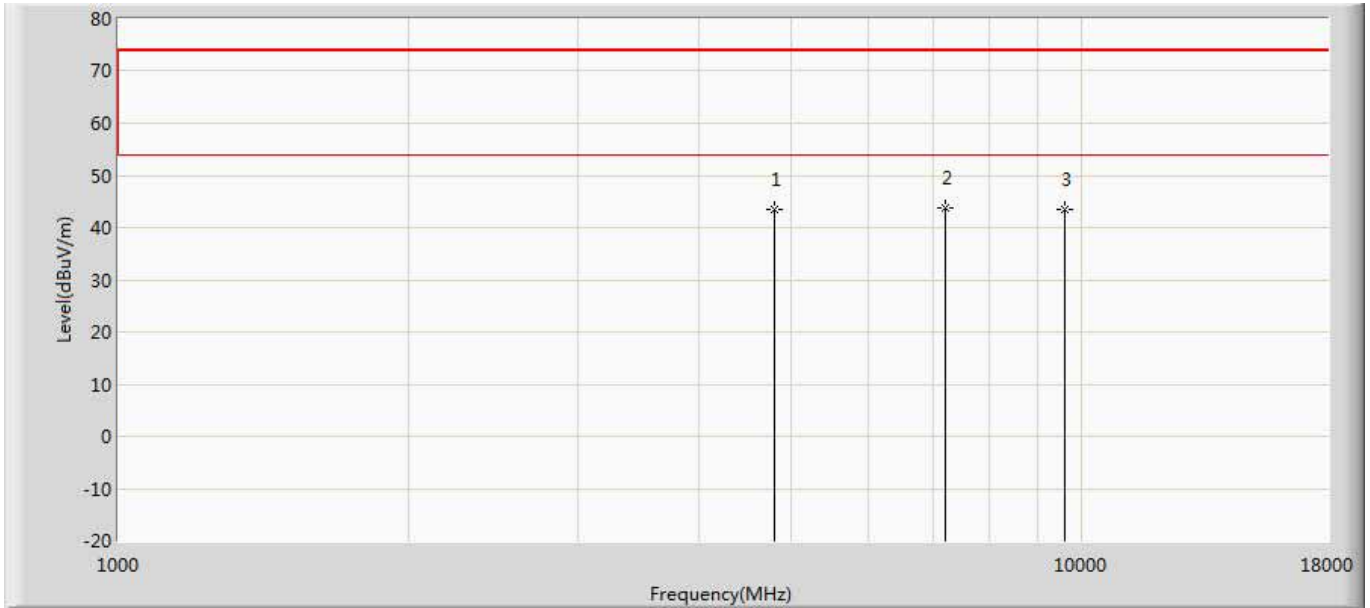
No	Mark	Frequency (MHz)	Measure Level (dBuV/m)	Reading Level (dBuV)	Over Limit (dB)	Limit (dBuV/m)	Factor (dB)	Type
1		4961.000	44.603	45.759	-29.397	74.000	-1.156	PK
2	*	7443.000	46.831	44.342	-27.169	74.000	2.489	PK
3		9920.000	44.067	38.813	-29.933	74.000	5.253	PK

Engineer: YULIU	
Site: AC5	Time: 2019/04/10 - 23:00
Limit: FCC_Part15.209_RE(3m)	Margin: 0
Probe: Horn_3117_00167055(1-18GHz)	Polarity: Vertical
EUT: LED LAMP	Power: AC 120V/60Hz
Note: Mode 2:Transmit at 2402Mhz by 2LE	



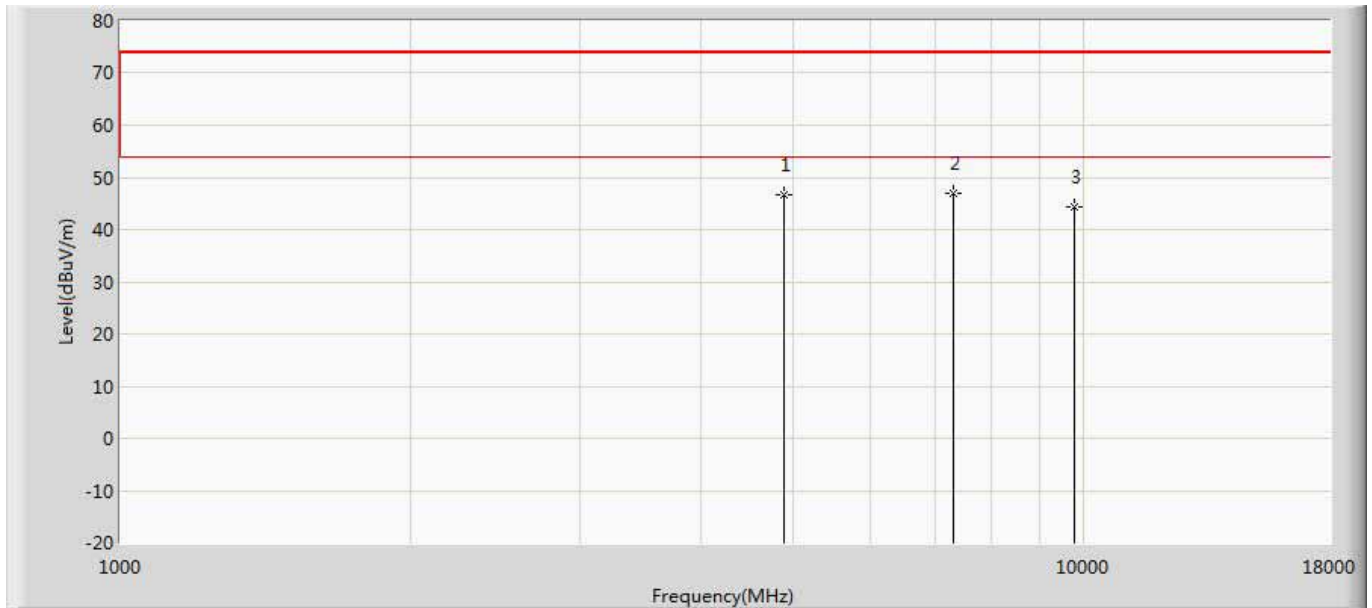
No	Mark	Frequency (MHz)	Measure Level (dBuV/m)	Reading Level (dBuV)	Over Limit (dB)	Limit (dBuV/m)	Factor (dB)	Type
1		4804.000	44.361	46.084	-29.639	74.000	-1.723	PK
2	*	7205.000	48.612	46.676	-25.388	74.000	1.936	PK
3		9608.000	43.354	38.455	-30.646	74.000	4.899	PK

Engineer: YULIU	
Site: AC5	Time: 2019/04/10 - 23:00
Limit: FCC_Part15.209_RE(3m)	Margin: 0
Probe: Horn_3117_00167055(1-18GHz)	Polarity: Horizontal
EUT: LED LAMP	Power: AC 120V/60Hz
Note: Mode 2:Transmit at 2402Mhz by 2LE	



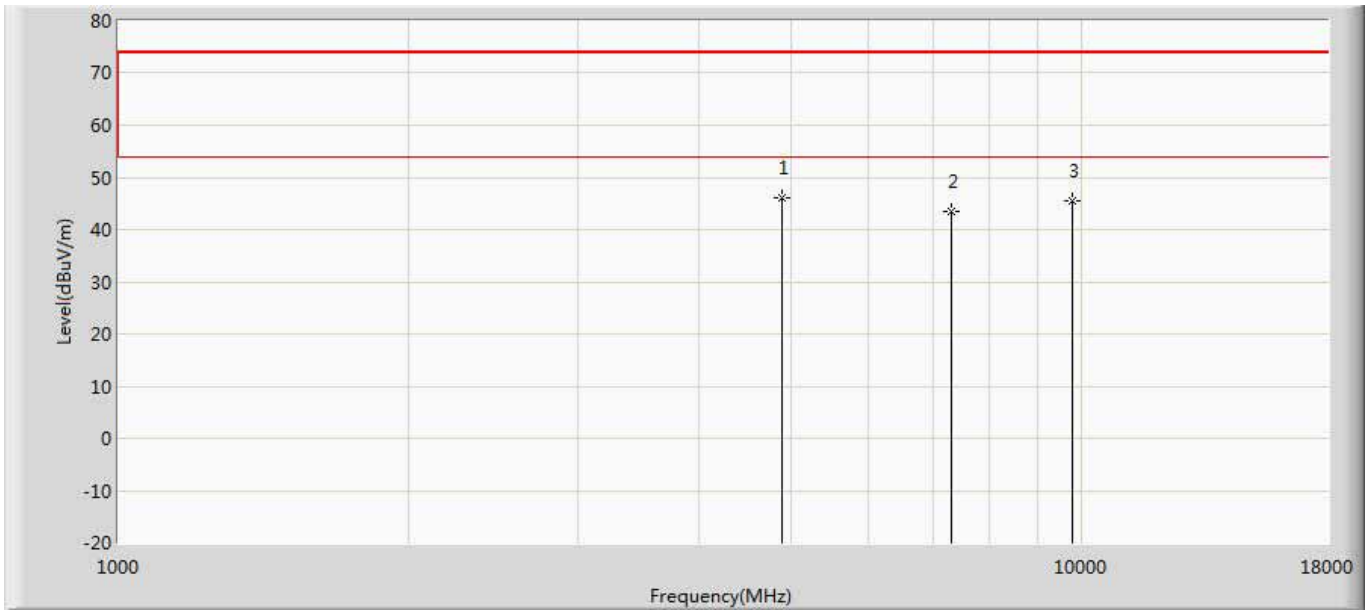
No	Mark	Frequency (MHz)	Measure Level (dBuV/m)	Reading Level (dBuV)	Over Limit (dB)	Limit (dBuV/m)	Factor (dB)	Type
1		4804.000	43.472	45.195	-30.528	74.000	-1.723	PK
2	*	7206.000	43.689	41.770	-30.311	74.000	1.919	PK
3		9608.000	43.531	38.632	-30.469	74.000	4.899	PK

Engineer: YULIU	
Site: AC5	Time: 2019/04/10 - 23:00
Limit: FCC_Part15.209_RE(3m)	Margin: 0
Probe: Horn_3117_00167055(1-18GHz)	Polarity: Vertical
EUT: LED LAMP	Power: AC 120V/60Hz
Note: Mode 2:Transmit at 2440Mhz by 2LE	



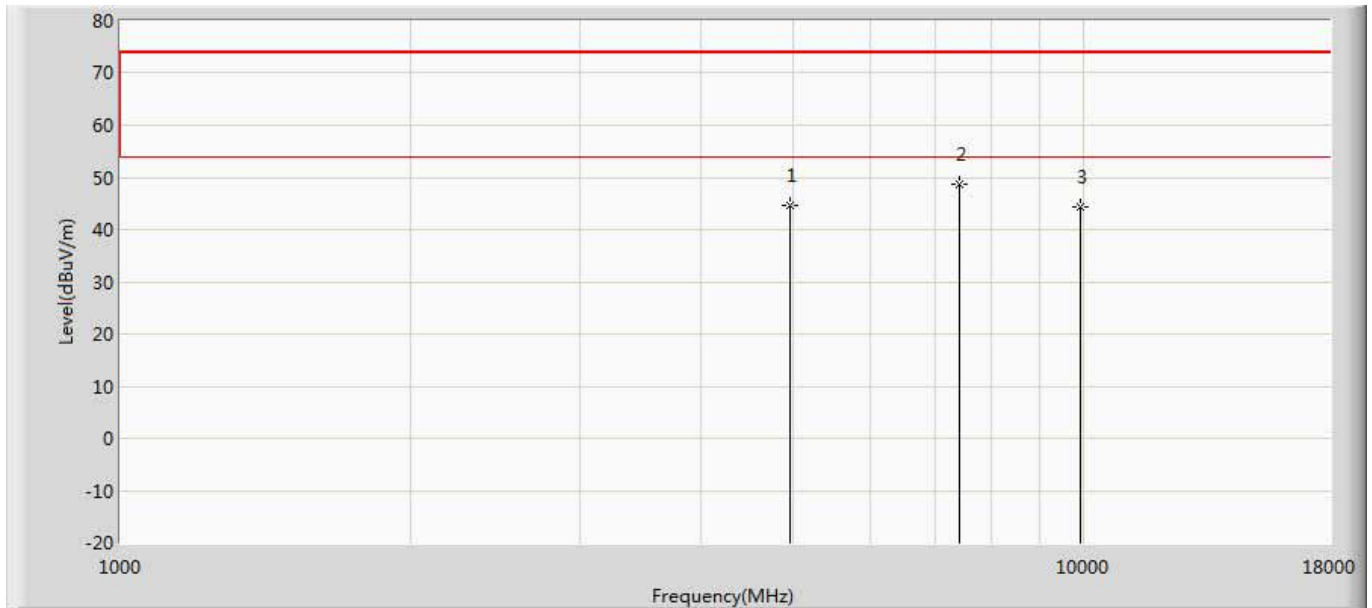
No	Mark	Frequency (MHz)	Measure Level (dBuV/m)	Reading Level (dBuV)	Over Limit (dB)	Limit (dBuV/m)	Factor (dB)	Type
1		4876.000	46.609	47.828	-27.391	74.000	-1.219	PK
2	*	7315.500	46.859	45.014	-27.141	74.000	1.845	PK
3		9760.000	44.482	38.670	-29.518	74.000	5.812	PK

Engineer: YULIU	
Site: AC5	Time: 2019/04/10 - 23:00
Limit: FCC_Part15.209_RE(3m)	Margin: 0
Probe: Horn_3117_00167055(1-18GHz)	Polarity: Horizontal
EUT: LED LAMP	Power: AC 120V/60Hz
Note: Mode 2:Transmit at 2440Mhz by 2LE	



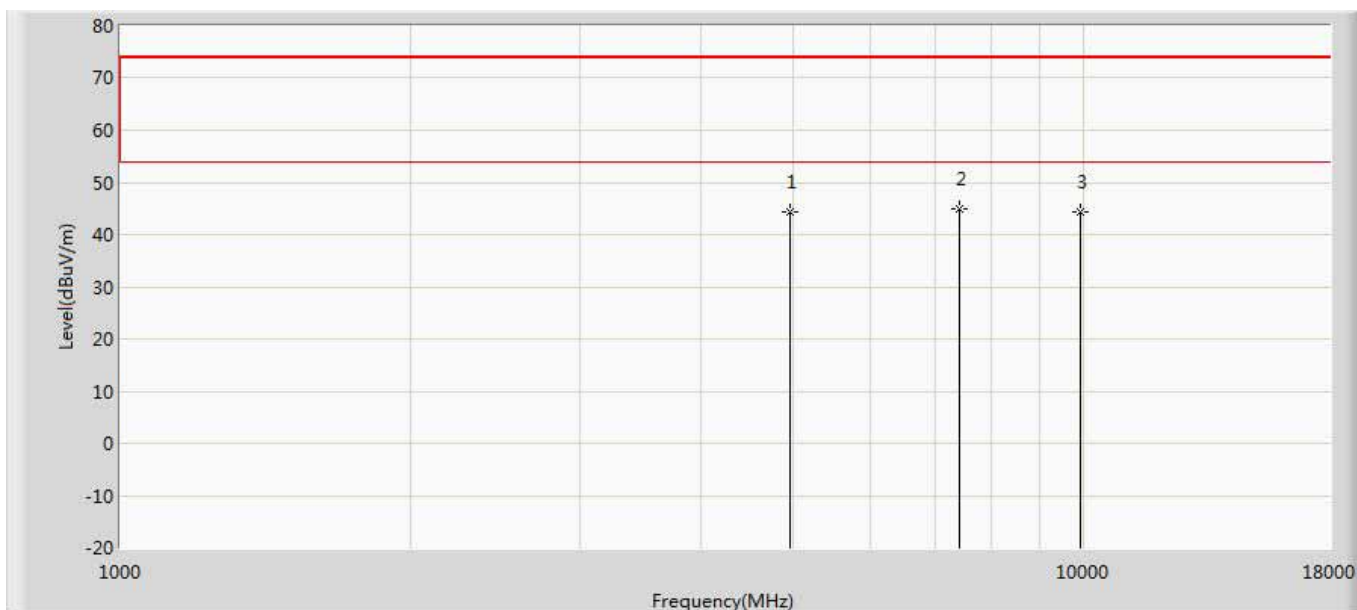
No	Mark	Frequency (MHz)	Measure Level (dBuV/m)	Reading Level (dBuV)	Over Limit (dB)	Limit (dBuV/m)	Factor (dB)	Type
1	*	4876.000	45.996	47.215	-28.004	74.000	-1.219	PK
2		7320.000	43.407	41.524	-30.593	74.000	1.884	PK
3		9760.000	45.470	39.658	-28.530	74.000	5.812	PK

Engineer: YULIU	
Site: AC5	Time: 2019/04/10 - 23:00
Limit: FCC_Part15.209_RE(3m)	Margin: 0
Probe: Horn_3117_00167055(1-18GHz)	Polarity: Vertical
EUT: LED LAMP	Power: AC 120V/60Hz
Note: Mode 2:Transmit at 2480Mhz by 2LE	



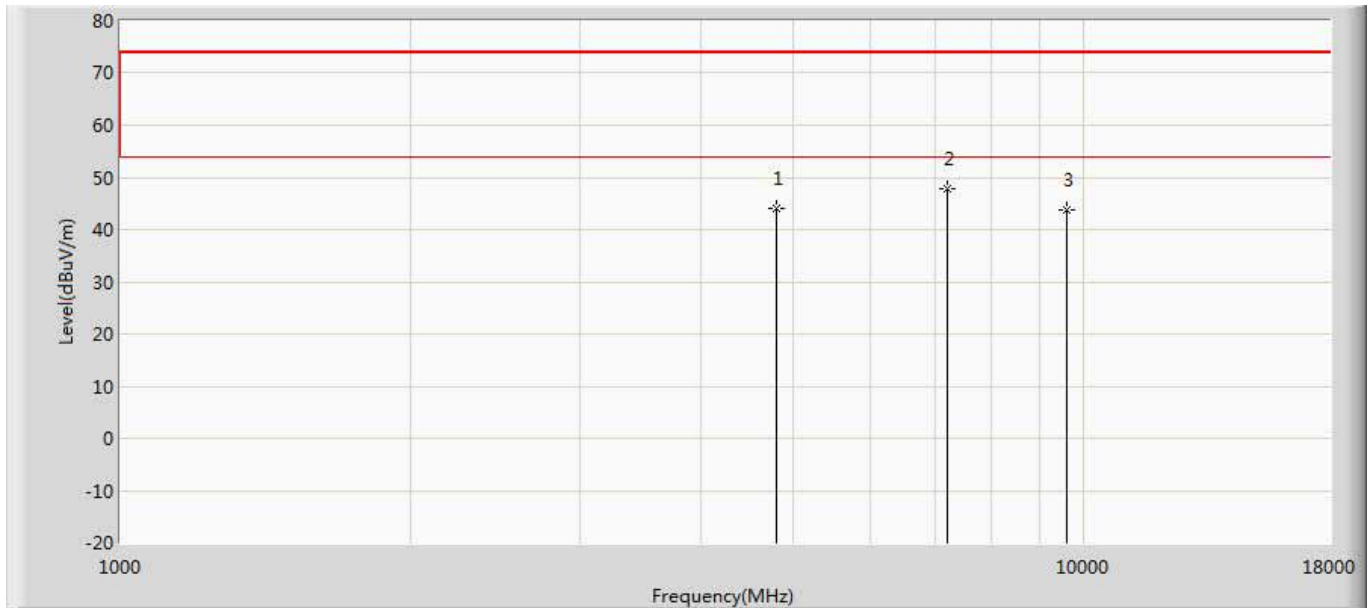
No	Mark	Frequency (MHz)	Measure Level (dBuV/m)	Reading Level (dBuV)	Over Limit (dB)	Limit (dBuV/m)	Factor (dB)	Type
1		4960.000	44.553	45.701	-29.447	74.000	-1.148	PK
2	*	7434.500	48.553	46.245	-25.447	74.000	2.308	PK
3		9920.000	44.328	39.074	-29.672	74.000	5.253	PK

Engineer: YULIU	
Site: AC5	Time: 2019/04/10 - 23:00
Limit: FCC_Part15.209_RE(3m)	Margin: 0
Probe: Horn_3117_00167055(1-18GHz)	Polarity: Horizontal
EUT: LED LAMP	Power: AC 120V/60Hz
Note: Mode 2:Transmit at 2480Mhz by 2LE	



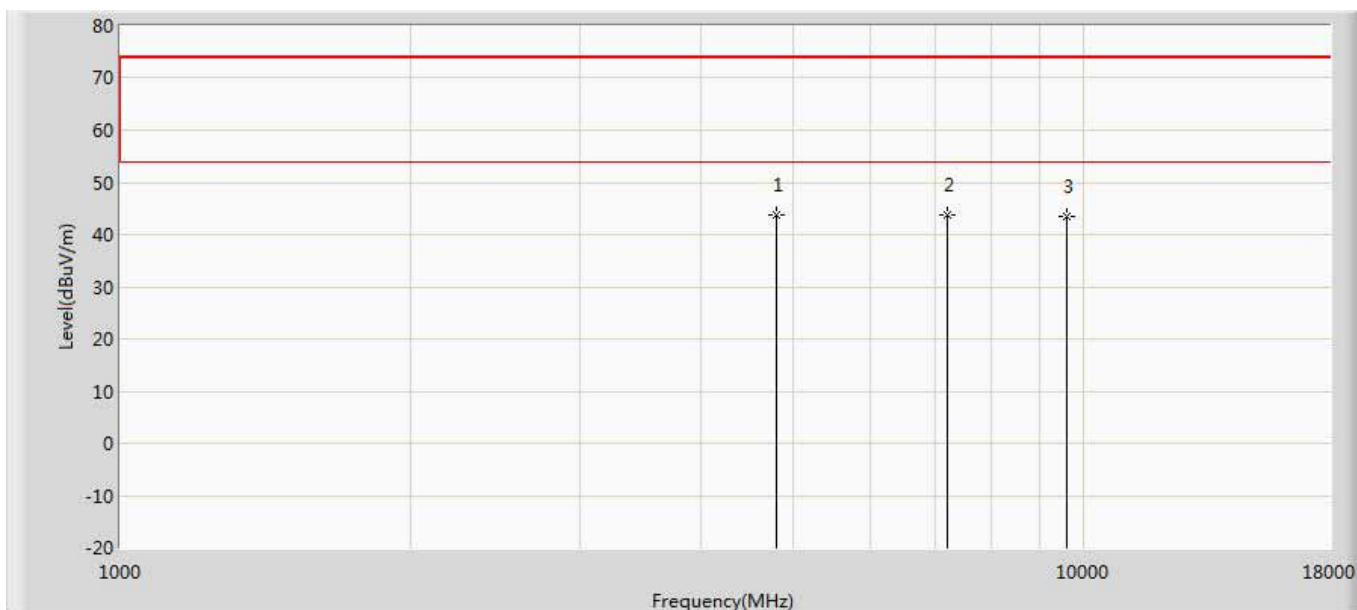
No	Mark	Frequency (MHz)	Measure Level (dBuV/m)	Reading Level (dBuV)	Over Limit (dB)	Limit (dBuV/m)	Factor (dB)	Type
1		4961.000	44.427	45.583	-29.573	74.000	-1.156	PK
2	*	7440.000	45.004	42.578	-28.996	74.000	2.426	PK
3		9920.000	44.241	38.987	-29.759	74.000	5.253	PK

Engineer: YULIU	
Site: AC5	Time: 2019/04/10 - 23:00
Limit: FCC_Part15.209_RE(3m)	Margin: 0
Probe: Horn_3117_00167055(1-18GHz)	Polarity: Vertical
EUT: LED LAMP	Power: AC 120V/60Hz
Note: Mode 3:Transmit at 2402Mhz by Coding125	



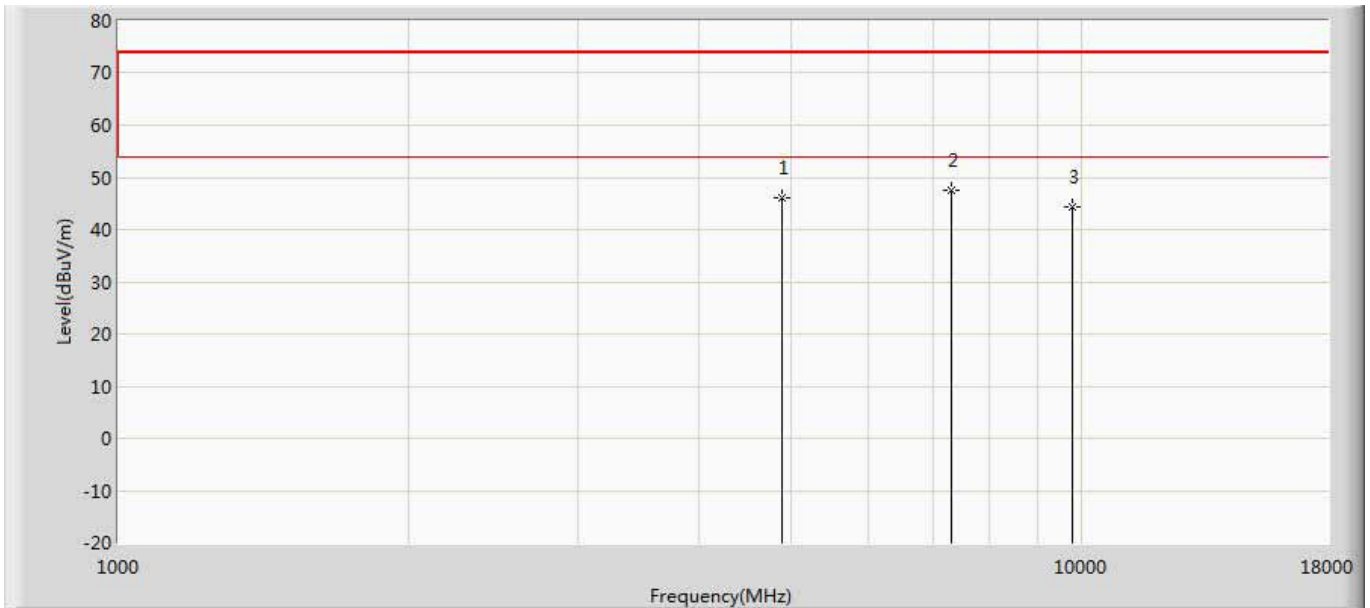
No	Mark	Frequency (MHz)	Measure Level (dBuV/m)	Reading Level (dBuV)	Over Limit (dB)	Limit (dBuV/m)	Factor (dB)	Type
1		4804.000	44.010	45.733	-29.990	74.000	-1.723	PK
2	*	7205.000	47.882	45.946	-26.118	74.000	1.936	PK
3		9608.000	43.657	38.758	-30.343	74.000	4.899	PK

Engineer: YULIU	
Site: AC5	Time: 2019/04/10 - 23:00
Limit: FCC_Part15.209_RE(3m)	Margin: 0
Probe: Horn_3117_00167055(1-18GHz)	Polarity: Horizontal
EUT: LED LAMP	Power: AC 120V/60Hz
Note: Mode 3:Transmit at 2402Mhz by Coding125	



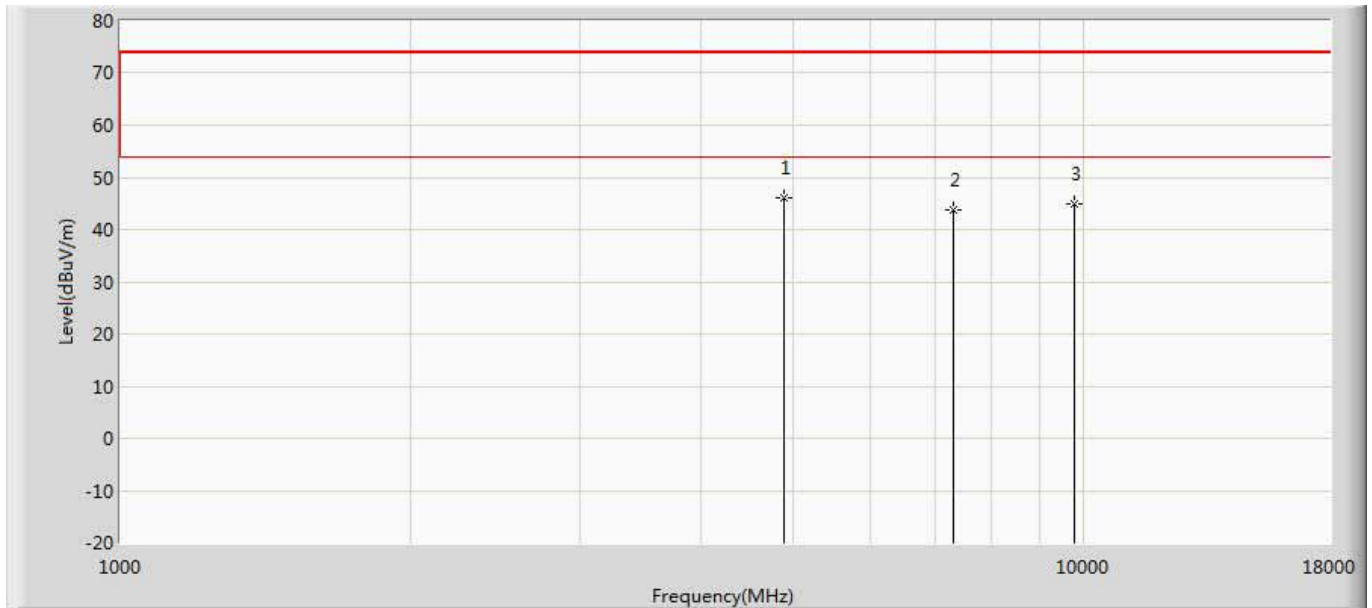
No	Mark	Frequency (MHz)	Measure Level (dBuV/m)	Reading Level (dBuV)	Over Limit (dB)	Limit (dBuV/m)	Factor (dB)	Type
1	*	4804.000	43.777	45.500	-30.223	74.000	-1.723	PK
2		7206.000	43.735	41.816	-30.265	74.000	1.919	PK
3		9608.000	43.538	38.639	-30.462	74.000	4.899	PK

Engineer: YULIU	
Site: AC5	Time: 2019/04/10 - 23:00
Limit: FCC_Part15.209_RE(3m)	Margin: 0
Probe: Horn_3117_00167055(1-18GHz)	Polarity: Vertical
EUT: LED LAMP	Power: AC 120V/60Hz
Note: Mode 3:Transmit at 2440Mhz by Coding125	



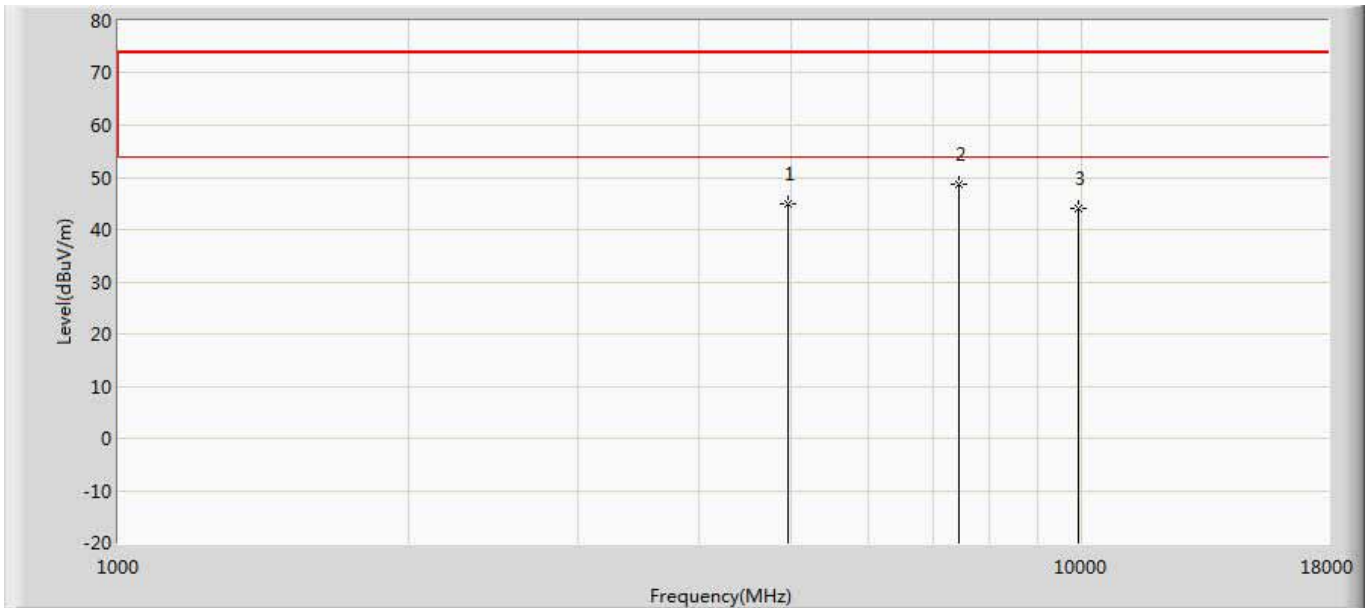
No	Mark	Frequency (MHz)	Measure Level (dBuV/m)	Reading Level (dBuV)	Over Limit (dB)	Limit (dBuV/m)	Factor (dB)	Type
1		4876.000	46.071	47.290	-27.929	74.000	-1.219	PK
2	*	7324.000	47.570	45.653	-26.430	74.000	1.917	PK
3		9760.000	44.308	38.496	-29.692	74.000	5.812	PK

Engineer: YULIU	
Site: AC5	Time: 2019/04/10 - 23:00
Limit: FCC_Part15.209_RE(3m)	Margin: 0
Probe: Horn_3117_00167055(1-18GHz)	Polarity: Horizontal
EUT: LED LAMP	Power: AC 120V/60Hz
Note: Mode 3:Transmit at 2440Mhz by Coding125	



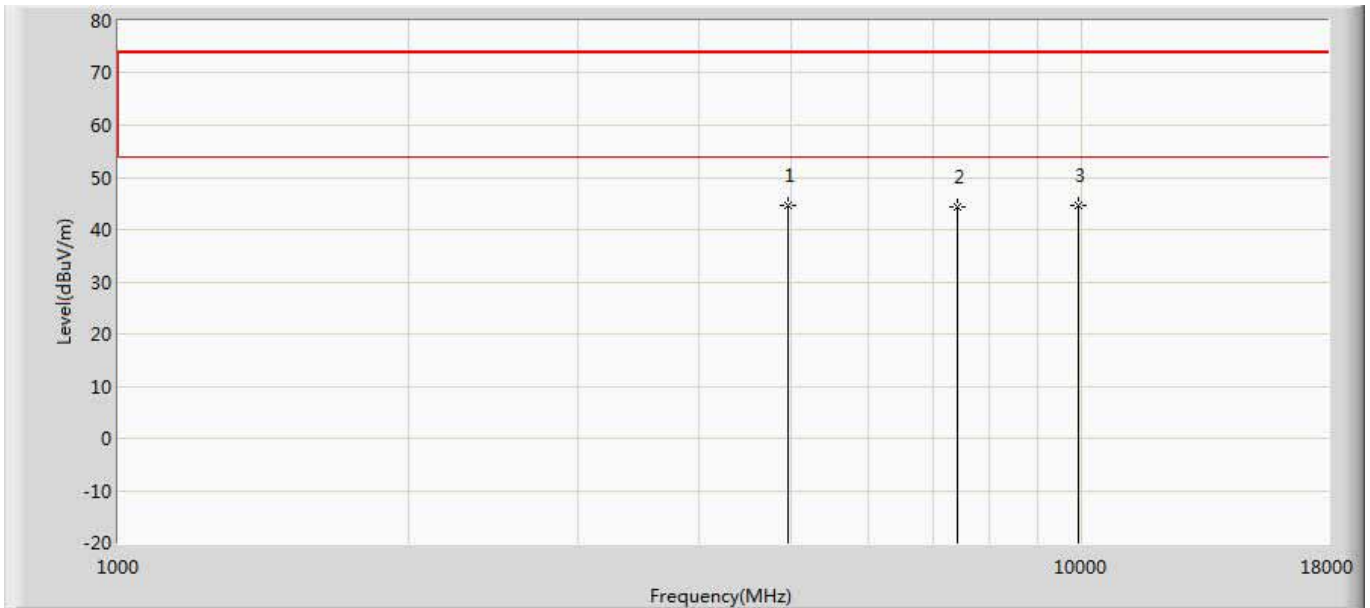
No	Mark	Frequency (MHz)	Measure Level (dBuV/m)	Reading Level (dBuV)	Over Limit (dB)	Limit (dBuV/m)	Factor (dB)	Type
1	*	4876.000	46.042	47.261	-27.958	74.000	-1.219	PK
2		7320.000	43.852	41.969	-30.148	74.000	1.884	PK
3		9760.000	44.913	39.101	-29.087	74.000	5.812	PK

Engineer: YULIU	
Site: AC5	Time: 2019/04/10 - 23:01
Limit: FCC_Part15.209_RE(3m)	Margin: 0
Probe: Horn_3117_00167055(1-18GHz)	Polarity: Vertical
EUT: LED LAMP	Power: AC 120V/60Hz
Note: Mode 3:Transmit at 2480Mhz by Coding125	



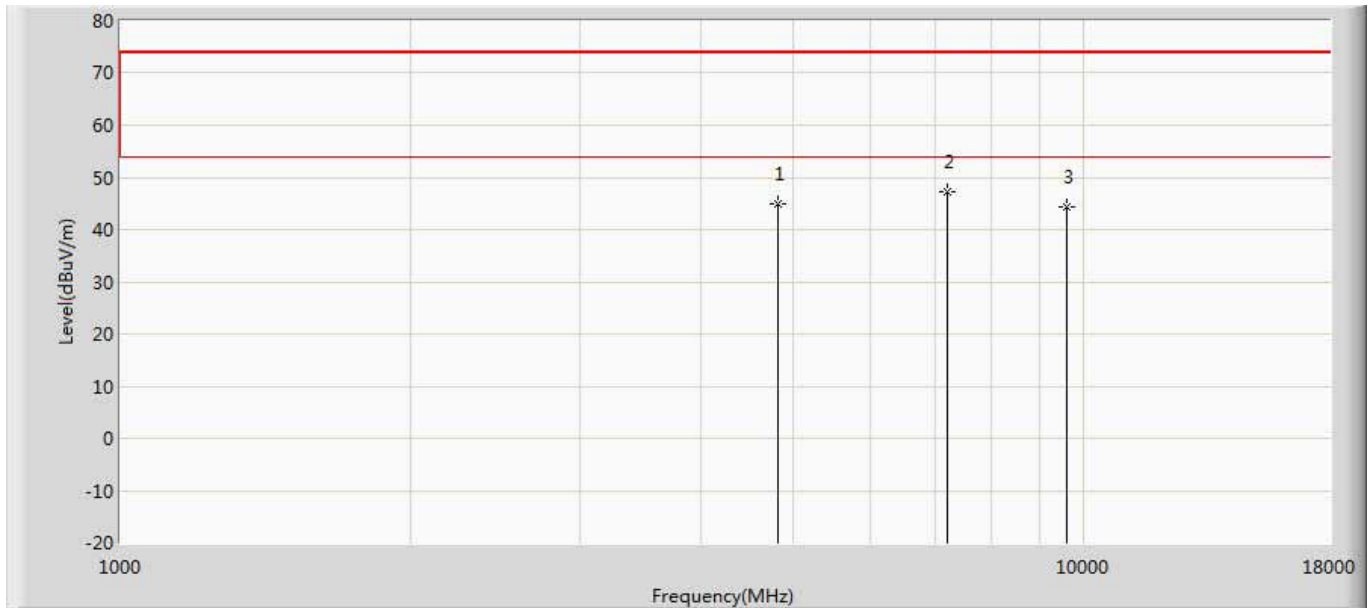
No	Mark	Frequency (MHz)	Measure Level (dBuV/m)	Reading Level (dBuV)	Over Limit (dB)	Limit (dBuV/m)	Factor (dB)	Type
1		4961.000	45.058	46.214	-28.942	74.000	-1.156	PK
2	*	7443.000	48.672	46.183	-25.328	74.000	2.489	PK
3		9920.000	43.981	38.727	-30.019	74.000	5.253	PK

Engineer: YULIU	
Site: AC5	Time: 2019/04/10 - 23:01
Limit: FCC_Part15.209_RE(3m)	Margin: 0
Probe: Horn_3117_00167055(1-18GHz)	Polarity: Horizontal
EUT: LED LAMP	Power: AC 120V/60Hz
Note: Mode 3:Transmit at 2480Mhz by Coding125	



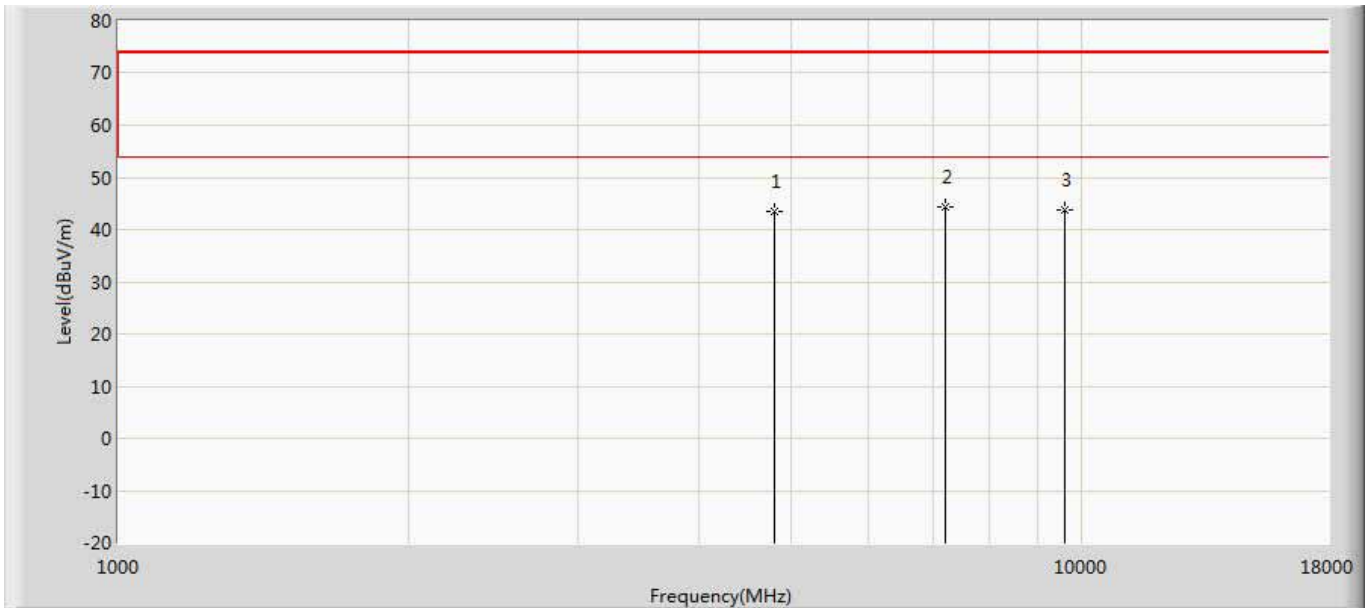
No	Mark	Frequency (MHz)	Measure Level (dBuV/m)	Reading Level (dBuV)	Over Limit (dB)	Limit (dBuV/m)	Factor (dB)	Type
1		4961.000	44.662	45.818	-29.338	74.000	-1.156	PK
2		7440.000	44.270	41.844	-29.730	74.000	2.426	PK
3	*	9920.000	44.725	39.471	-29.275	74.000	5.253	PK

Engineer: YULIU	
Site: AC5	Time: 2019/04/10 - 23:01
Limit: FCC_Part15.209_RE(3m)	Margin: 0
Probe: Horn_3117_00167055(1-18GHz)	Polarity: Vertical
EUT: LED LAMP	Power: AC 120V/60Hz
Note: Mode 4:Transmit at 2402Mhz by Coding500	



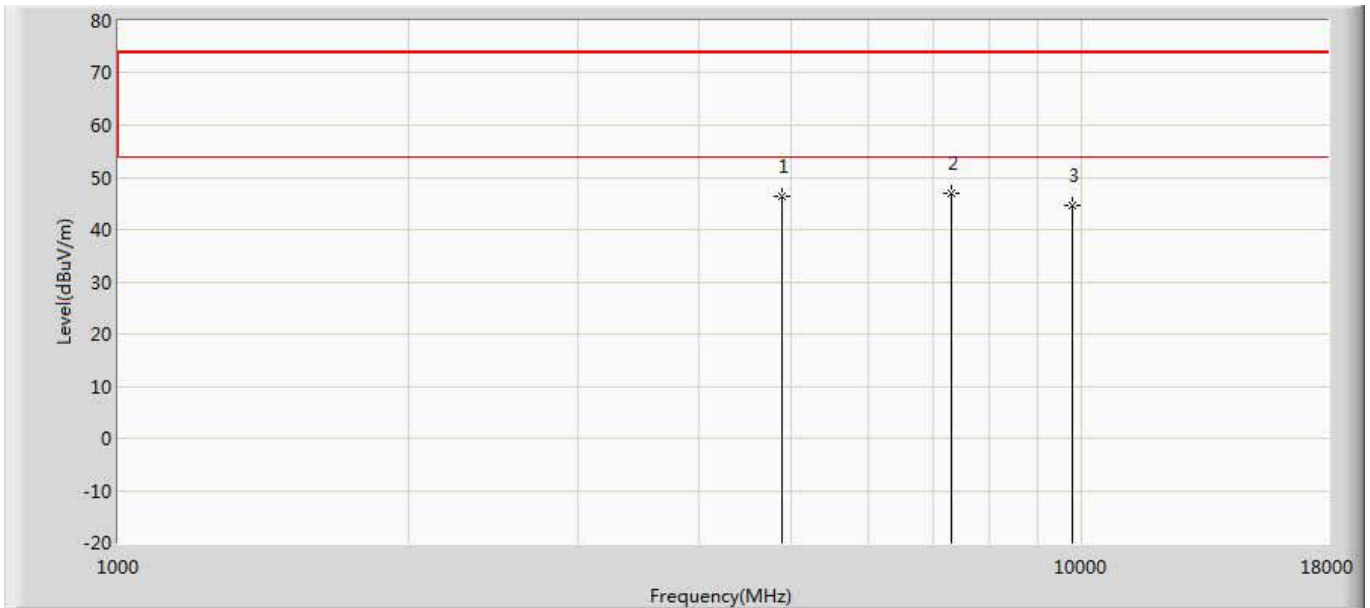
No	Mark	Frequency (MHz)	Measure Level (dBuV/m)	Reading Level (dBuV)	Over Limit (dB)	Limit (dBuV/m)	Factor (dB)	Type
1		4808.000	45.030	46.831	-28.970	74.000	-1.801	PK
2	*	7205.000	47.183	45.247	-26.817	74.000	1.936	PK
3		9608.000	44.226	39.327	-29.774	74.000	4.899	PK

Engineer: YULIU	
Site: AC5	Time: 2019/04/10 - 23:01
Limit: FCC_Part15.209_RE(3m)	Margin: 0
Probe: Horn_3117_00167055(1-18GHz)	Polarity: Horizontal
EUT: LED LAMP	Power: AC 120V/60Hz
Note: Mode 4:Transmit at 2402Mhz by Coding500	



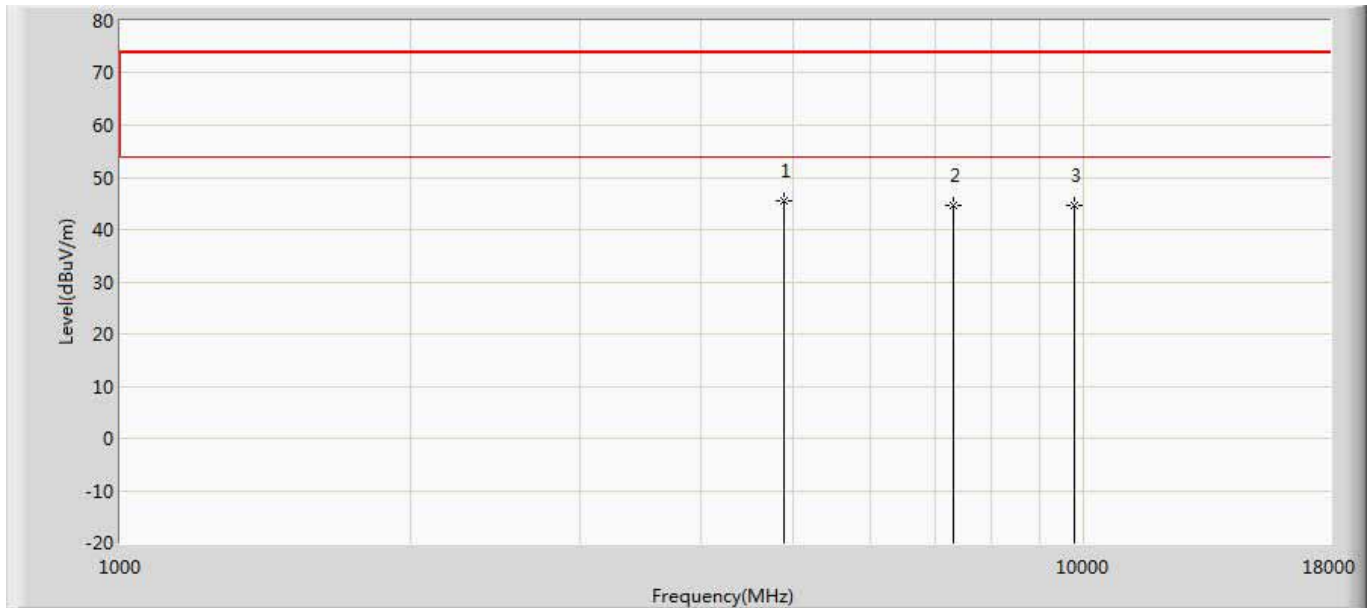
No	Mark	Frequency (MHz)	Measure Level (dBuV/m)	Reading Level (dBuV)	Over Limit (dB)	Limit (dBuV/m)	Factor (dB)	Type
1		4804.000	43.359	45.082	-30.641	74.000	-1.723	PK
2	*	7206.000	44.251	42.332	-29.749	74.000	1.919	PK
3		9608.000	43.706	38.807	-30.294	74.000	4.899	PK

Engineer: YULIU	
Site: AC5	Time: 2019/04/10 - 23:01
Limit: FCC_Part15.209_RE(3m)	Margin: 0
Probe: Horn_3117_00167055(1-18GHz)	Polarity: Vertical
EUT: LED LAMP	Power: AC 120V/60Hz
Note: Mode 4:Transmit at 2440Mhz by Coding500	



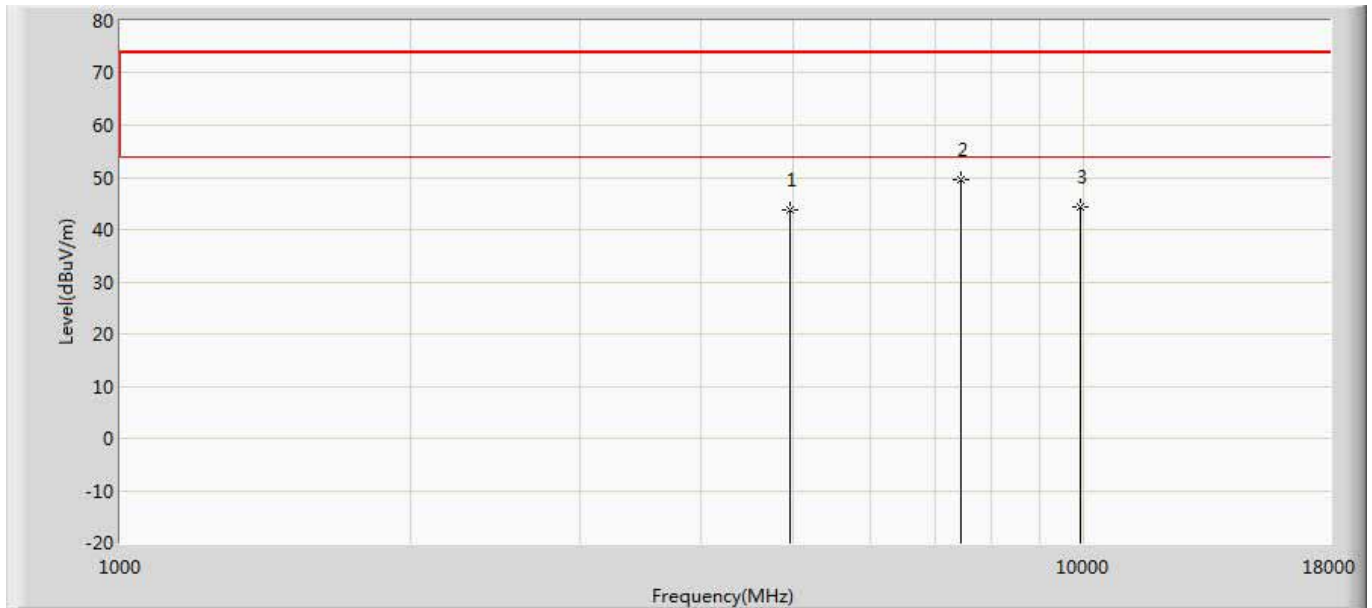
No	Mark	Frequency (MHz)	Measure Level (dBuV/m)	Reading Level (dBuV)	Over Limit (dB)	Limit (dBuV/m)	Factor (dB)	Type
1		4876.000	46.354	47.573	-27.646	74.000	-1.219	PK
2	*	7315.500	46.931	45.086	-27.069	74.000	1.845	PK
3		9760.000	44.638	38.826	-29.362	74.000	5.812	PK

Engineer: YULIU	
Site: AC5	Time: 2019/04/10 - 23:01
Limit: FCC_Part15.209_RE(3m)	Margin: 0
Probe: Horn_3117_00167055(1-18GHz)	Polarity: Horizontal
EUT: LED LAMP	Power: AC 120V/60Hz
Note: Mode 4:Transmit at 2440Mhz by Coding500	



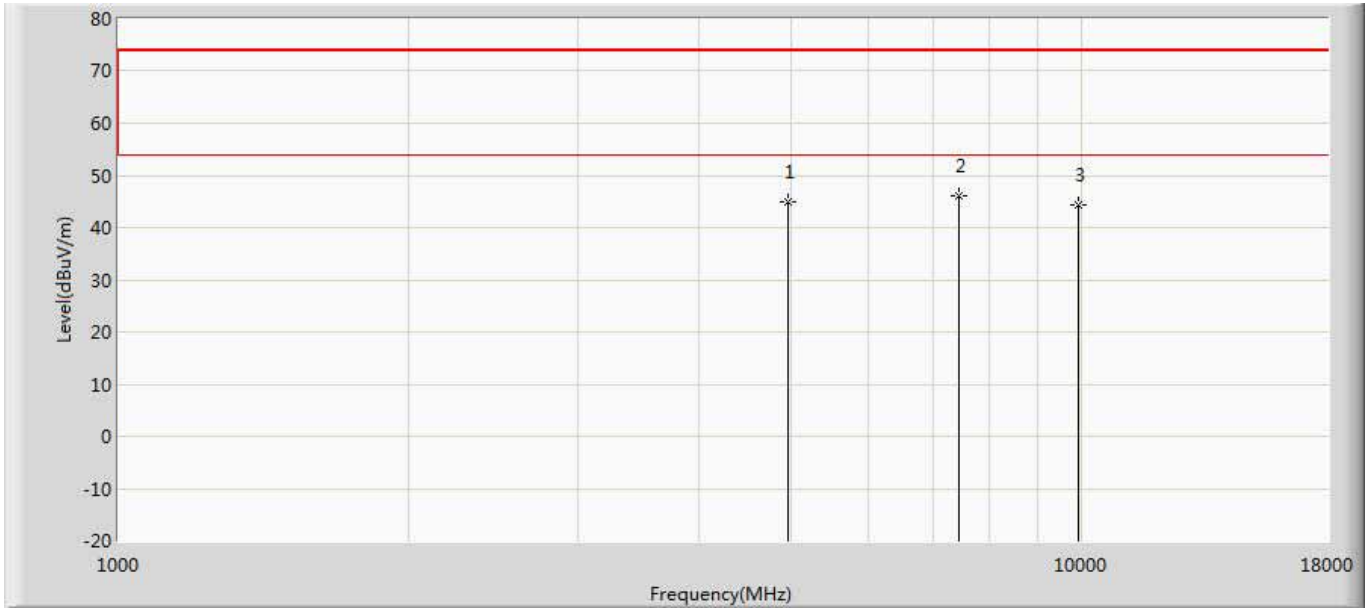
No	Mark	Frequency (MHz)	Measure Level (dBuV/m)	Reading Level (dBuV)	Over Limit (dB)	Limit (dBuV/m)	Factor (dB)	Type
1	*	4876.000	45.495	46.714	-28.505	74.000	-1.219	PK
2		7320.000	44.730	42.847	-29.270	74.000	1.884	PK
3		9760.000	44.775	38.963	-29.225	74.000	5.812	PK

Engineer: YULIU	
Site: AC5	Time: 2019/04/10 - 23:01
Limit: FCC_Part15.209_RE(3m)	Margin: 0
Probe: Horn_3117_00167055(1-18GHz)	Polarity: Vertical
EUT: LED LAMP	Power: AC 120V/60Hz
Note: Mode 4:Transmit at 2480Mhz by Coding500	



No	Mark	Frequency (MHz)	Measure Level (dBuV/m)	Reading Level (dBuV)	Over Limit (dB)	Limit (dBuV/m)	Factor (dB)	Type
1		4960.000	43.672	44.820	-30.328	74.000	-1.148	PK
2	*	7443.000	49.528	47.039	-24.472	74.000	2.489	PK
3		9920.000	44.406	39.152	-29.594	74.000	5.253	PK

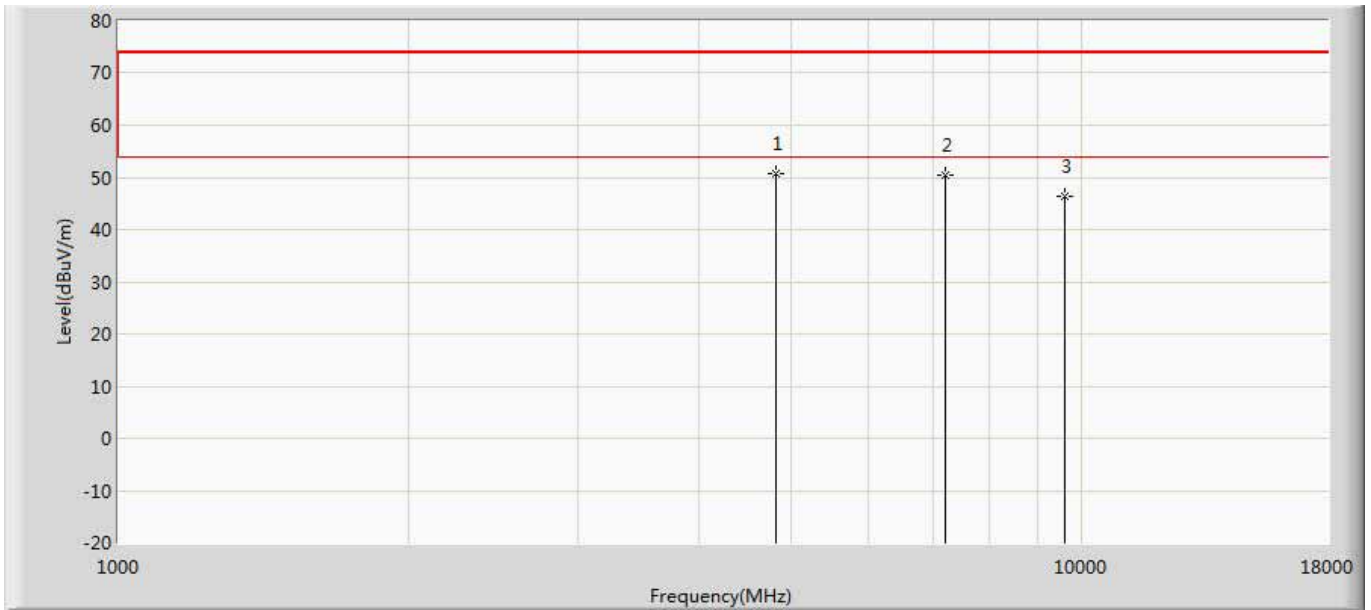
Engineer: YULIU	
Site: AC5	Time: 2019/04/10 - 23:01
Limit: FCC_Part15.209_RE(3m)	Margin: 0
Probe: Horn_3117_00167055(1-18GHz)	Polarity: Horizontal
EUT: LED LAMP	Power: AC 120V/60Hz
Note: Mode 4:Transmit at 2480Mhz by Coding500	



No	Mark	Frequency (MHz)	Measure Level (dBuV/m)	Reading Level (dBuV)	Over Limit (dB)	Limit (dBuV/m)	Factor (dB)	Type
1		4961.000	44.912	46.068	-29.088	74.000	-1.156	PK
2	*	7443.000	45.946	43.457	-28.054	74.000	2.489	PK
3		9920.000	44.320	39.066	-29.680	74.000	5.253	PK

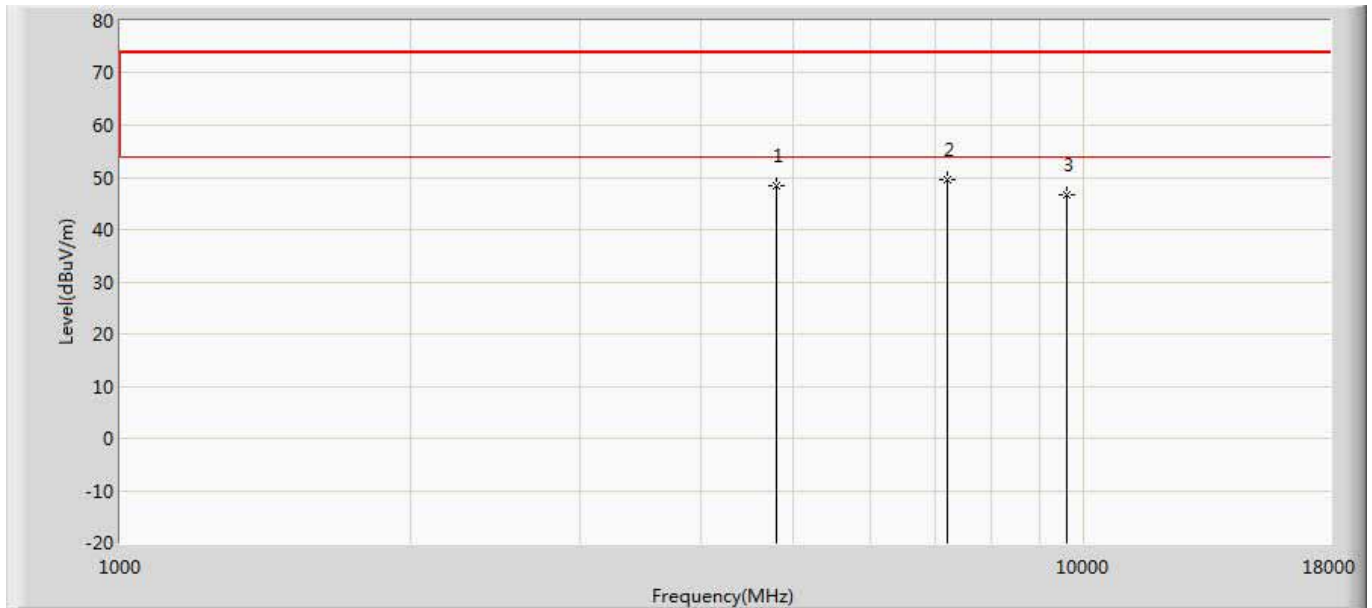
Kdx:

Engineer: Simon	
Site: AC5	Time: 2019/04/15 - 09:51
Limit: FCC_Part15.209_RE(3m)	Margin: 0
Probe: Horn_3117_00167055(1-18GHz)	Polarity: Vertical
EUT: LED LAMP	Power: AC 120V/60Hz
Note: Mode 1:Transmit at 2402MHz by BLE	



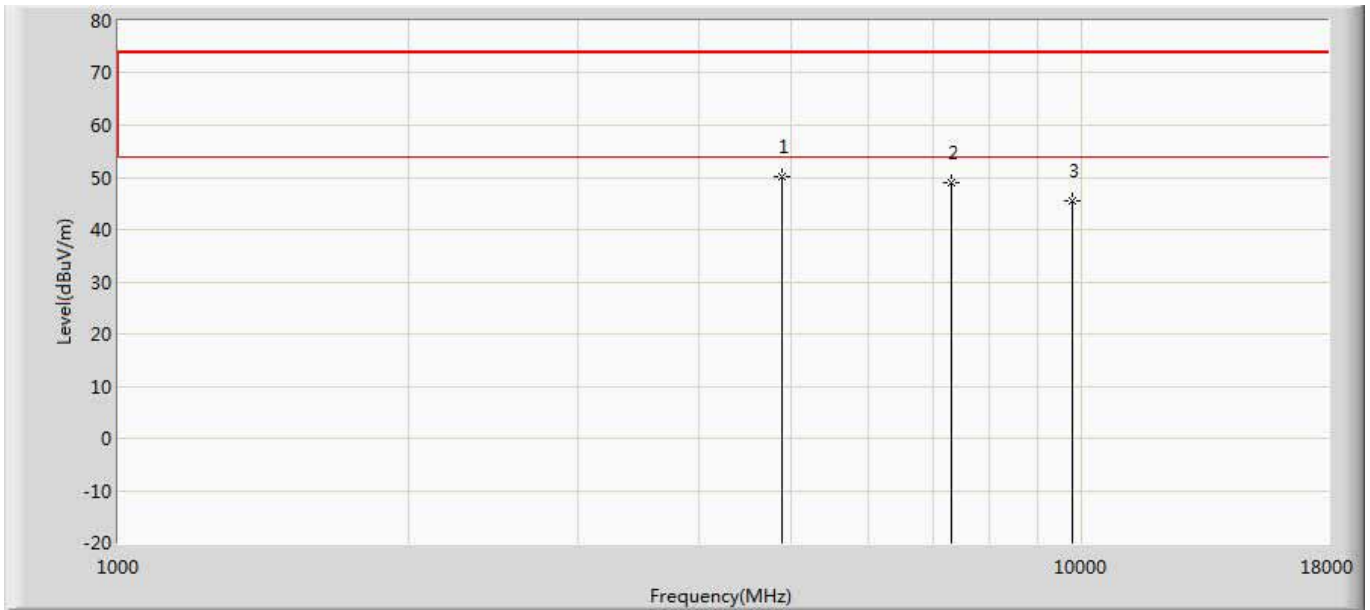
No	Mark	Frequency (MHz)	Measure Level (dBuV/m)	Reading Level (dBuV)	Over Limit (dB)	Limit (dBuV/m)	Factor (dB)	Type
1	*	4808.000	50.659	48.950	-23.341	74.000	1.709	PK
2		7205.000	50.351	45.098	-23.649	74.000	5.253	PK
3		9608.000	46.509	39.640	-27.491	74.000	6.869	PK

Engineer: Simon	
Site: AC5	Time: 2019/04/15 - 09:51
Limit: FCC_Part15.209_RE(3m)	Margin: 0
Probe: Horn_3117_00167055(1-18GHz)	Polarity: Horizontal
EUT: LED LAMP	Power: AC 120V/60Hz
Note: Mode 1:Transmit at 2402MHz by BLE	



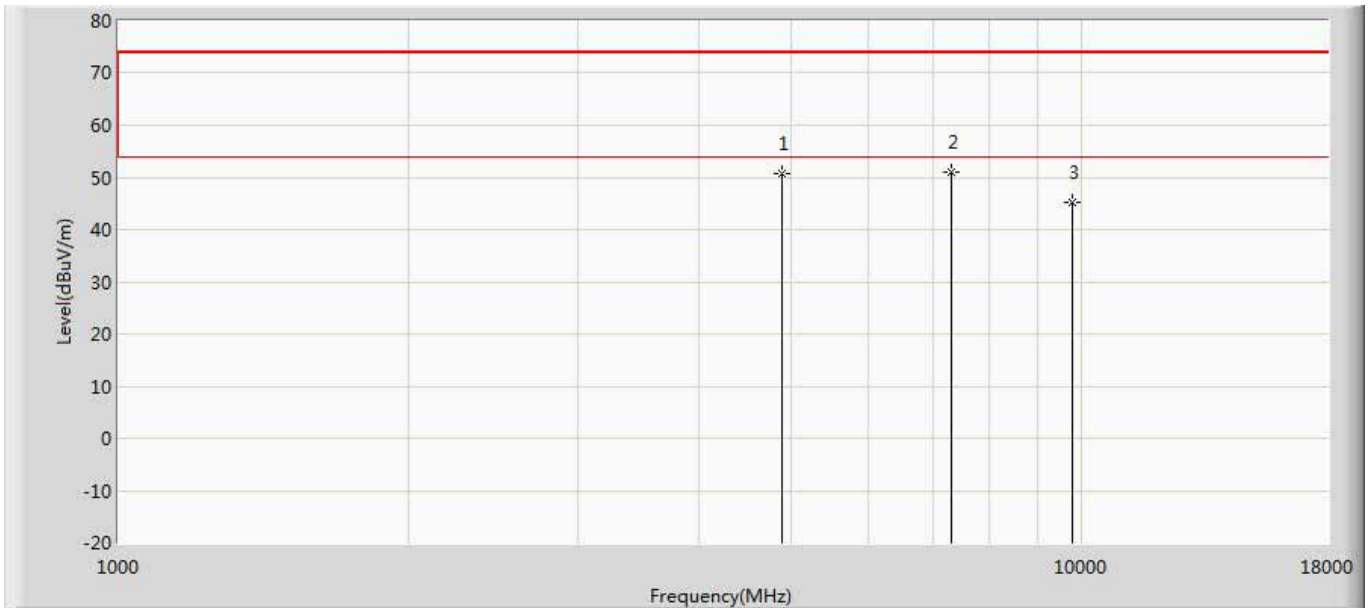
No	Mark	Frequency (MHz)	Measure Level (dBuV/m)	Reading Level (dBuV)	Over Limit (dB)	Limit (dBuV/m)	Factor (dB)	Type
1		4799.500	48.386	46.609	-25.614	74.000	1.777	PK
2	*	7205.000	49.571	44.318	-24.429	74.000	5.253	PK
3		9608.000	46.529	39.660	-27.471	74.000	6.869	PK

Engineer: Simon	
Site: AC5	Time: 2019/04/15 - 09:51
Limit: FCC_Part15.209_RE(3m)	Margin: 0
Probe: Horn_3117_00167055(1-18GHz)	Polarity: Vertical
EUT: LED LAMP	Power: AC 120V/60Hz
Note: Mode 1:Transmit at 2440MHz by BLE	



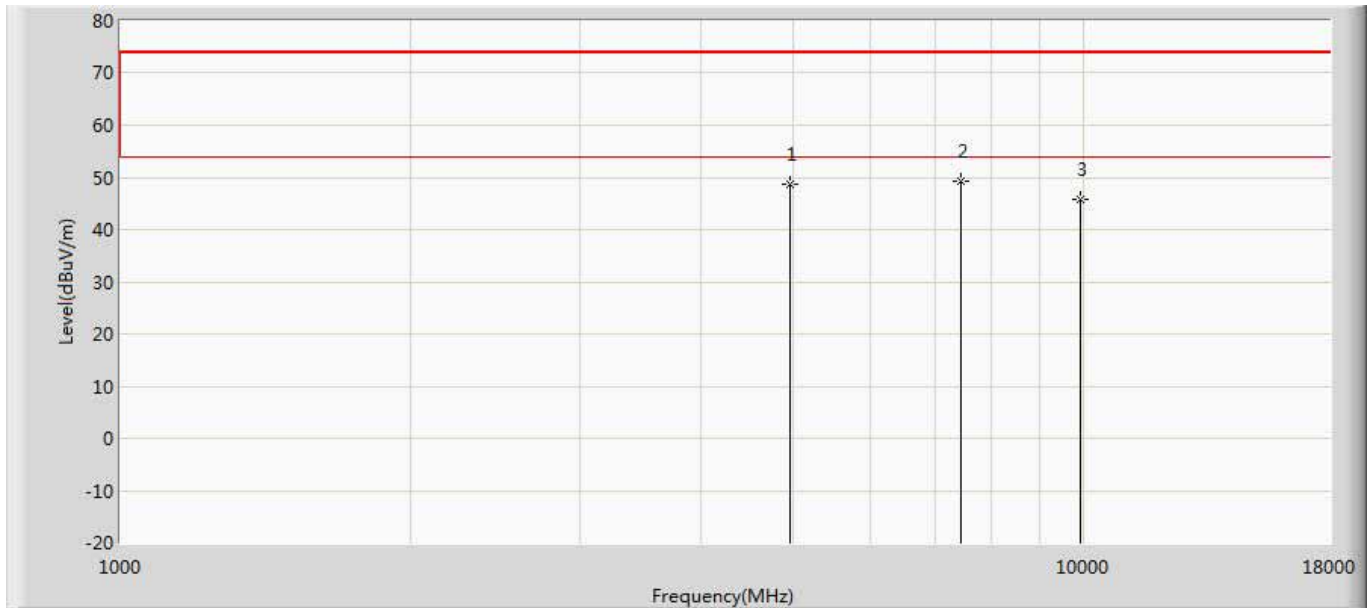
No	Mark	Frequency (MHz)	Measure Level (dBuV/m)	Reading Level (dBuV)	Over Limit (dB)	Limit (dBuV/m)	Factor (dB)	Type
1	*	4876.000	50.057	48.179	-23.943	74.000	1.878	PK
2		7324.000	48.891	43.296	-25.109	74.000	5.595	PK
3		9760.000	45.553	38.434	-28.447	74.000	7.120	PK

Engineer: Simon	
Site: AC5	Time: 2019/04/15 - 09:51
Limit: FCC_Part15.209_RE(3m)	Margin: 0
Probe: Horn_3117_00167055(1-18GHz)	Polarity: Horizontal
EUT: LED LAMP	Power: AC 120V/60Hz
Note: Mode 1:Transmit at 2440MHz by BLE	



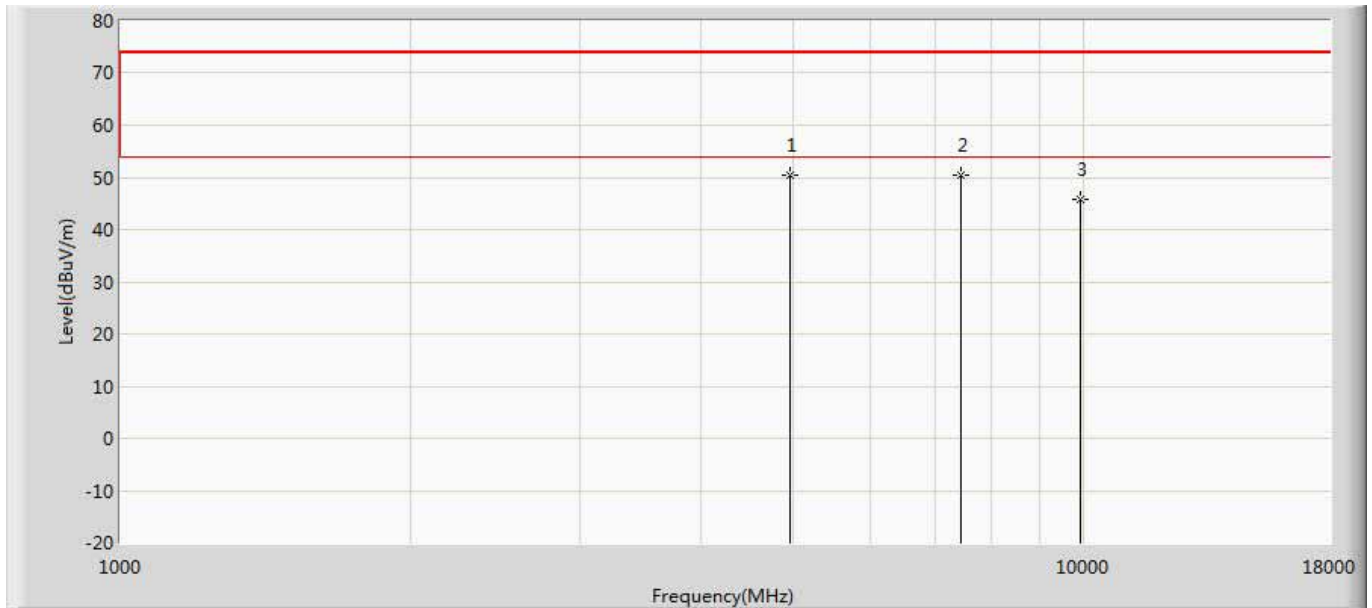
No	Mark	Frequency (MHz)	Measure Level (dBuV/m)	Reading Level (dBuV)	Over Limit (dB)	Limit (dBuV/m)	Factor (dB)	Type
1		4884.500	50.613	48.784	-23.387	74.000	1.829	PK
2	*	7324.000	51.143	45.548	-22.857	74.000	5.595	PK
3		9760.000	45.295	38.176	-28.705	74.000	7.120	PK

Engineer: Simon	
Site: AC5	Time: 2019/04/15 - 09:52
Limit: FCC_Part15.209_RE(3m)	Margin: 0
Probe: Horn_3117_00167055(1-18GHz)	Polarity: Vertical
EUT: LED LAMP	Power: AC 120V/60Hz
Note: Mode 1:Transmit at 2480MHz by BLE	



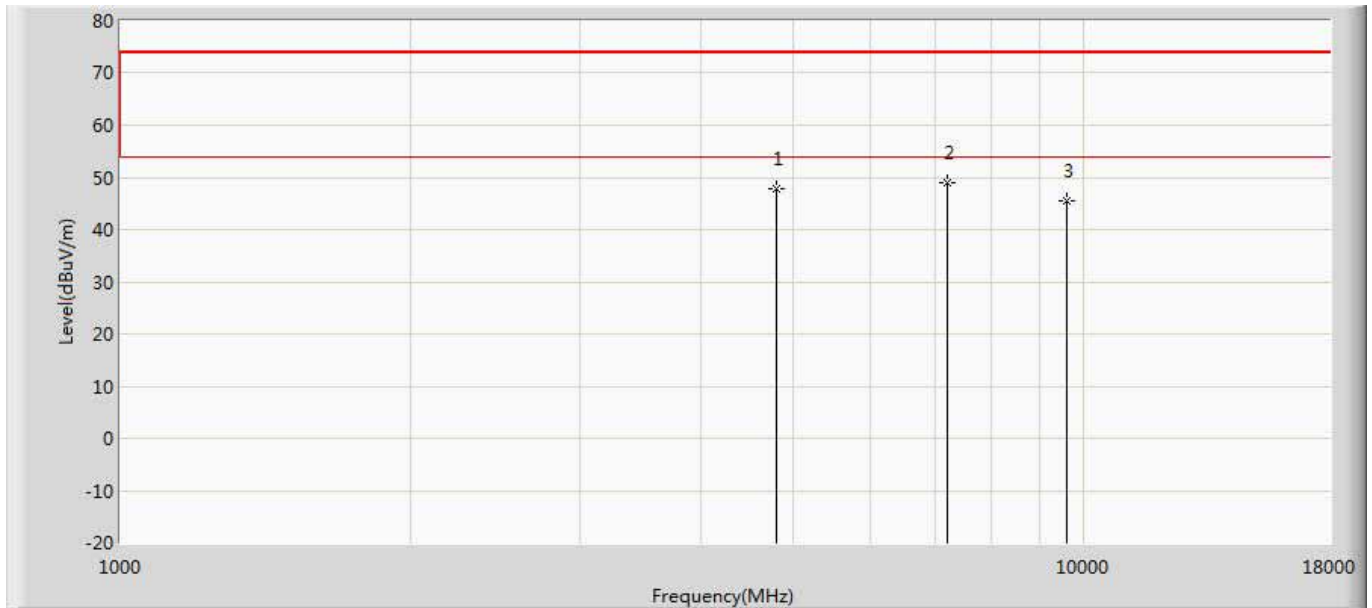
No	Mark	Frequency (MHz)	Measure Level (dBuV/m)	Reading Level (dBuV)	Over Limit (dB)	Limit (dBuV/m)	Factor (dB)	Type
1		4961.000	48.800	46.811	-25.200	74.000	1.989	PK
2	*	7443.000	49.139	43.809	-24.861	74.000	5.330	PK
3		9920.000	45.762	38.673	-28.238	74.000	7.088	PK

Engineer: Simon	
Site: AC5	Time: 2019/04/15 - 09:52
Limit: FCC_Part15.209_RE(3m)	Margin: 0
Probe: Horn_3117_00167055(1-18GHz)	Polarity: Horizontal
EUT: LED LAMP	Power: AC 120V/60Hz
Note: Mode 1:Transmit at 2480MHz by BLE	



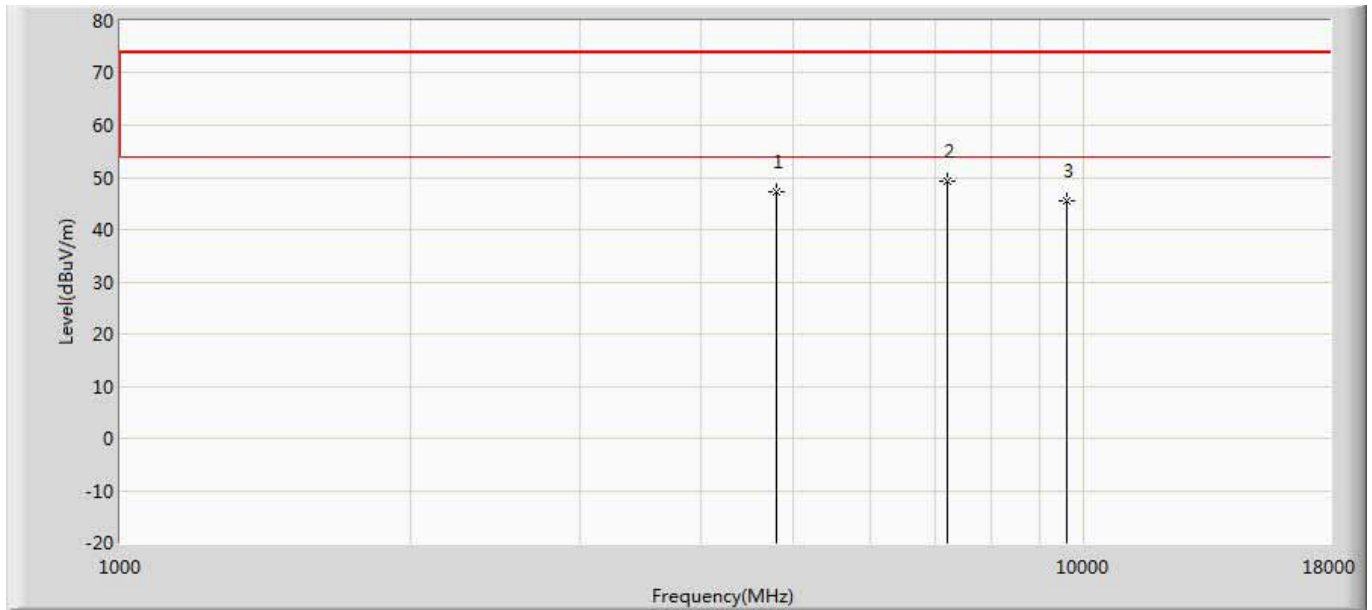
No	Mark	Frequency (MHz)	Measure Level (dBuV/m)	Reading Level (dBuV)	Over Limit (dB)	Limit (dBuV/m)	Factor (dB)	Type
1		4961.000	50.308	48.319	-23.692	74.000	1.989	PK
2	*	7443.000	50.494	45.164	-23.506	74.000	5.330	PK
3		9920.000	45.729	38.640	-28.271	74.000	7.088	PK

Engineer: Simon	
Site: AC5	Time: 2019/04/15 - 09:52
Limit: FCC_Part15.209_RE(3m)	Margin: 0
Probe: Horn_3117_00167055(1-18GHz)	Polarity: Vertical
EUT: LED LAMP	Power: AC 120V/60Hz
Note: Mode 2:Transmit at 2402MHz by 2LE	



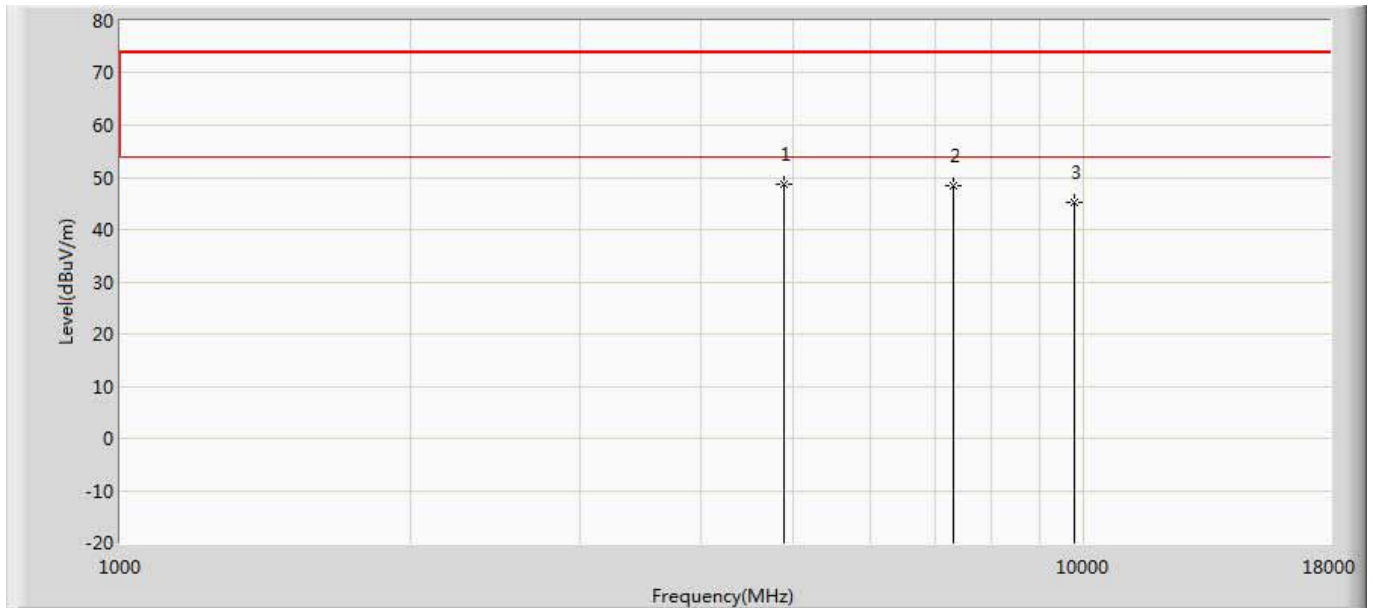
No	Mark	Frequency (MHz)	Measure Level (dBuV/m)	Reading Level (dBuV)	Over Limit (dB)	Limit (dBuV/m)	Factor (dB)	Type
1		4799.500	47.919	46.142	-26.081	74.000	1.777	PK
2	*	7205.000	48.856	43.603	-25.144	74.000	5.253	PK
3		9608.000	45.373	38.504	-28.627	74.000	6.869	PK

Engineer: Simon	
Site: AC5	Time: 2019/04/15 - 09:52
Limit: FCC_Part15.209_RE(3m)	Margin: 0
Probe: Horn_3117_00167055(1-18GHz)	Polarity: Horizontal
EUT: LED LAMP	Power: AC 120V/60Hz
Note: Mode 2:Transmit at 2402MHz by 2LE	



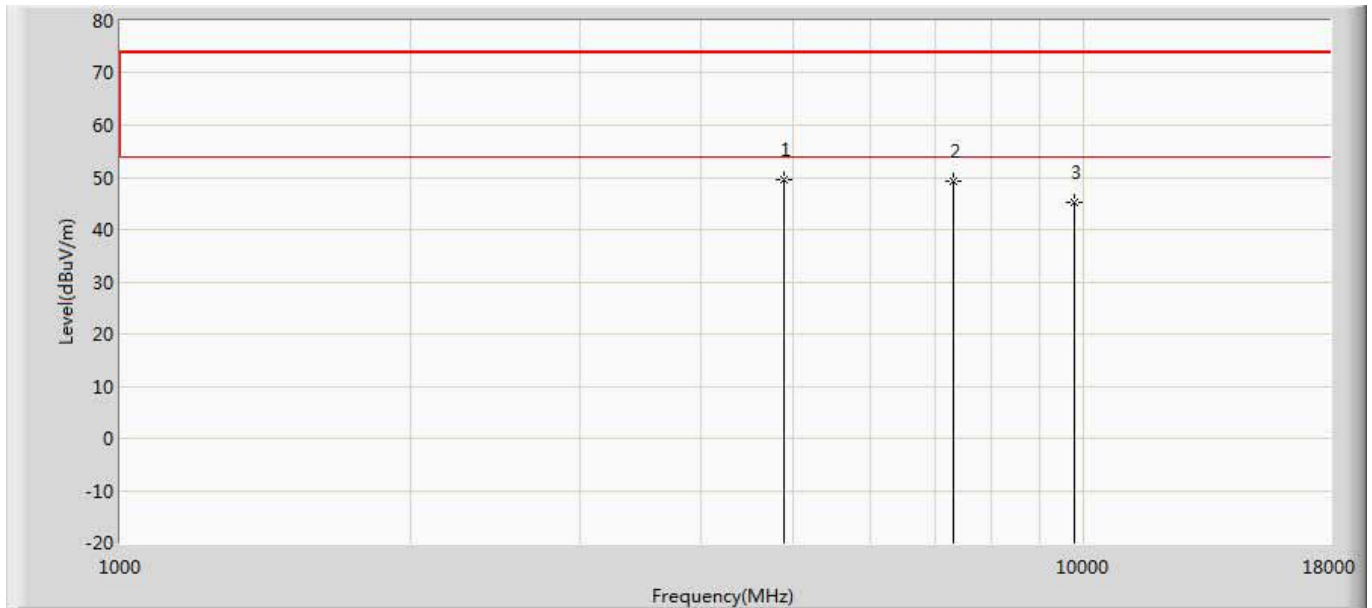
No	Mark	Frequency (MHz)	Measure Level (dBuV/m)	Reading Level (dBuV)	Over Limit (dB)	Limit (dBuV/m)	Factor (dB)	Type
1		4799.500	47.252	45.475	-26.748	74.000	1.777	PK
2	*	7205.000	49.340	44.087	-24.660	74.000	5.253	PK
3		9608.000	45.388	38.519	-28.612	74.000	6.869	PK

Engineer: Simon	
Site: AC5	Time: 2019/04/15 - 09:52
Limit: FCC_Part15.209_RE(3m)	Margin: 0
Probe: Horn_3117_00167055(1-18GHz)	Polarity: Vertical
EUT: LED LAMP	Power: AC 120V/60Hz
Note: Mode 2:Transmit at 2440MHz by 2LE	



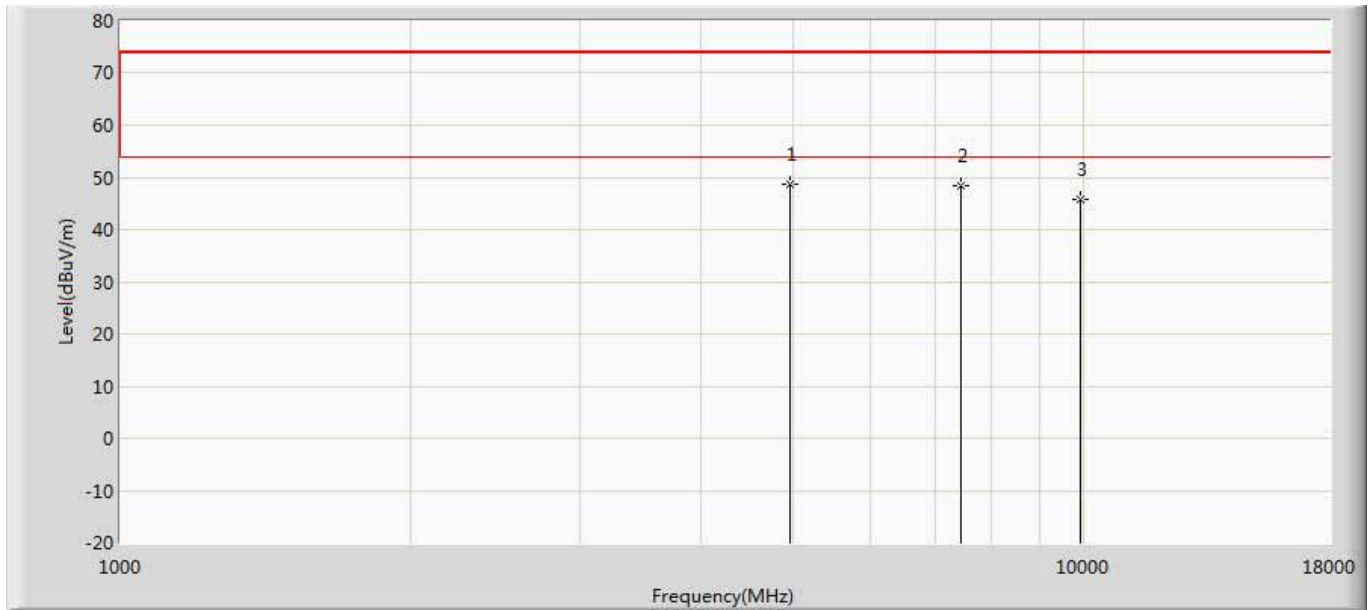
No	Mark	Frequency (MHz)	Measure Level (dBuV/m)	Reading Level (dBuV)	Over Limit (dB)	Limit (dBuV/m)	Factor (dB)	Type
1	*	4884.500	48.659	46.830	-25.341	74.000	1.829	PK
2		7324.000	48.519	42.924	-25.481	74.000	5.595	PK
3		9760.000	45.214	38.095	-28.786	74.000	7.120	PK

Engineer: Simon	
Site: AC5	Time: 2019/04/15 - 09:52
Limit: FCC_Part15.209_RE(3m)	Margin: 0
Probe: Horn_3117_00167055(1-18GHz)	Polarity: Horizontal
EUT: LED LAMP	Power: AC 120V/60Hz
Note: Mode 2:Transmit at 2440MHz by 2LE	



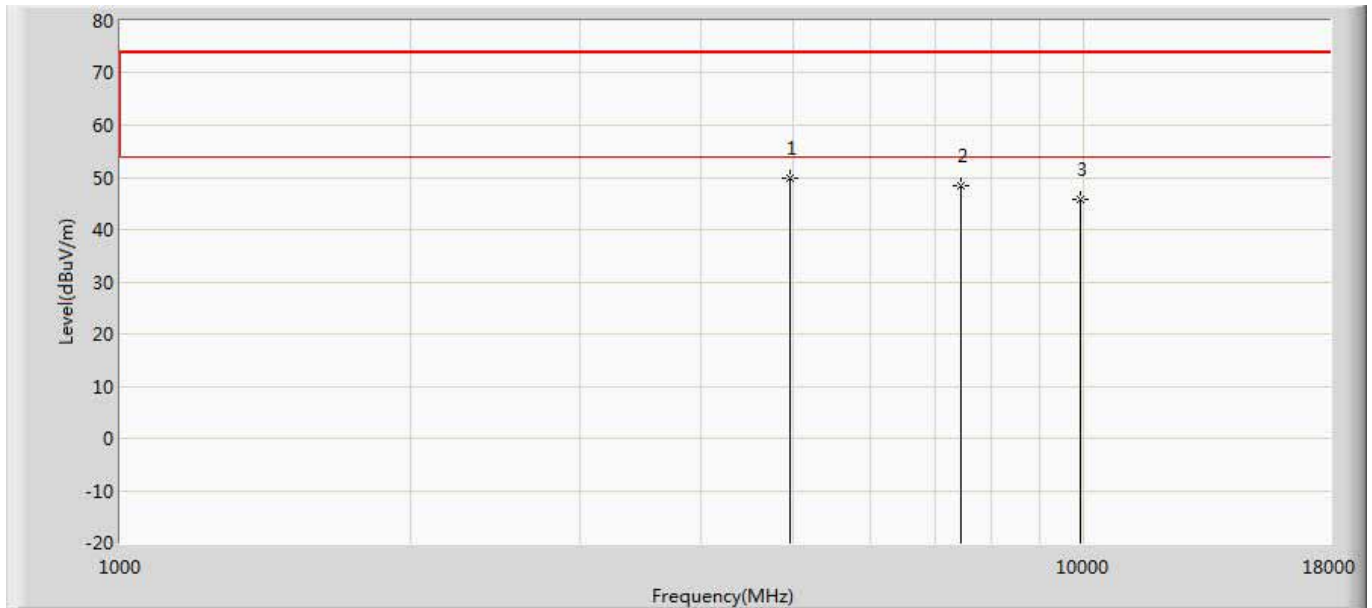
No	Mark	Frequency (MHz)	Measure Level (dBuV/m)	Reading Level (dBuV)	Over Limit (dB)	Limit (dBuV/m)	Factor (dB)	Type
1	*	4876.000	49.632	47.754	-24.368	74.000	1.878	PK
2		7324.000	49.136	43.541	-24.864	74.000	5.595	PK
3		9760.000	45.342	38.223	-28.658	74.000	7.120	PK

Engineer: Simon	
Site: AC5	Time: 2019/04/15 - 09:52
Limit: FCC_Part15.209_RE(3m)	Margin: 0
Probe: Horn_3117_00167055(1-18GHz)	Polarity: Vertical
EUT: LED LAMP	Power: AC 120V/60Hz
Note: Mode 2:Transmit at 2480MHz by 2LE	



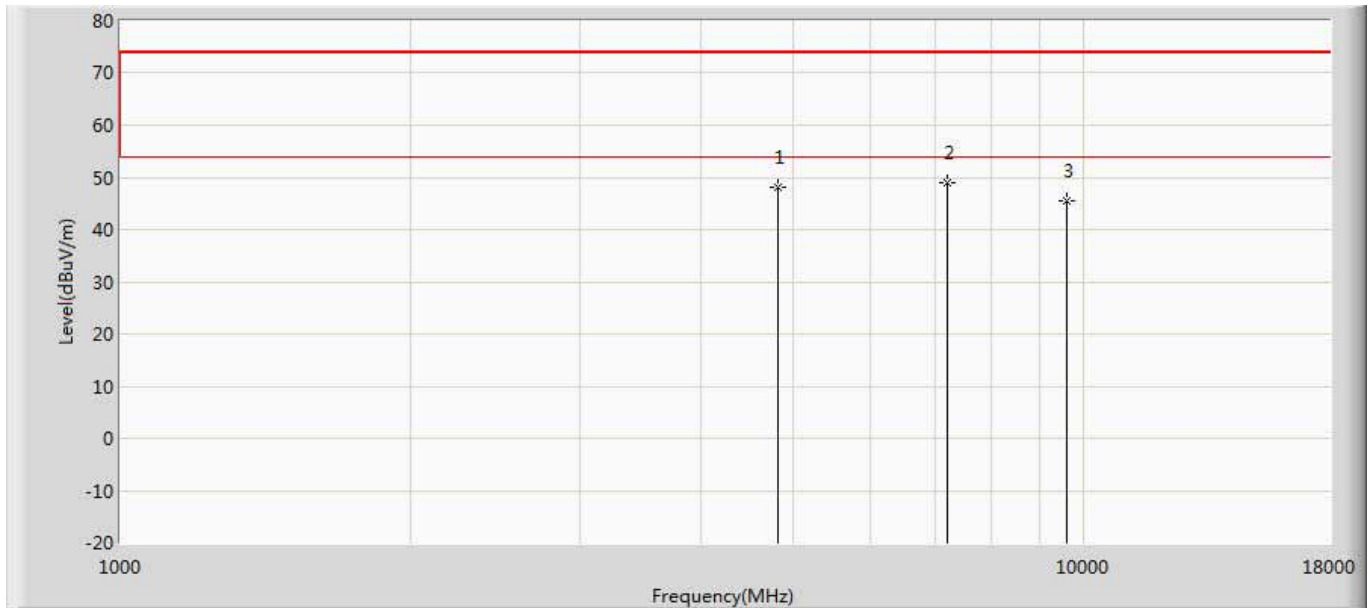
No	Mark	Frequency (MHz)	Measure Level (dBuV/m)	Reading Level (dBuV)	Over Limit (dB)	Limit (dBuV/m)	Factor (dB)	Type
1	*	4961.000	48.661	46.672	-25.339	74.000	1.989	PK
2		7443.000	48.487	43.157	-25.513	74.000	5.330	PK
3		9920.000	45.883	38.794	-28.117	74.000	7.088	PK

Engineer: Simon	
Site: AC5	Time: 2019/04/15 - 09:52
Limit: FCC_Part15.209_RE(3m)	Margin: 0
Probe: Horn_3117_00167055(1-18GHz)	Polarity: Horizontal
EUT: LED LAMP	Power: AC 120V/60Hz
Note: Mode 2:Transmit at 2480MHz by 2LE	



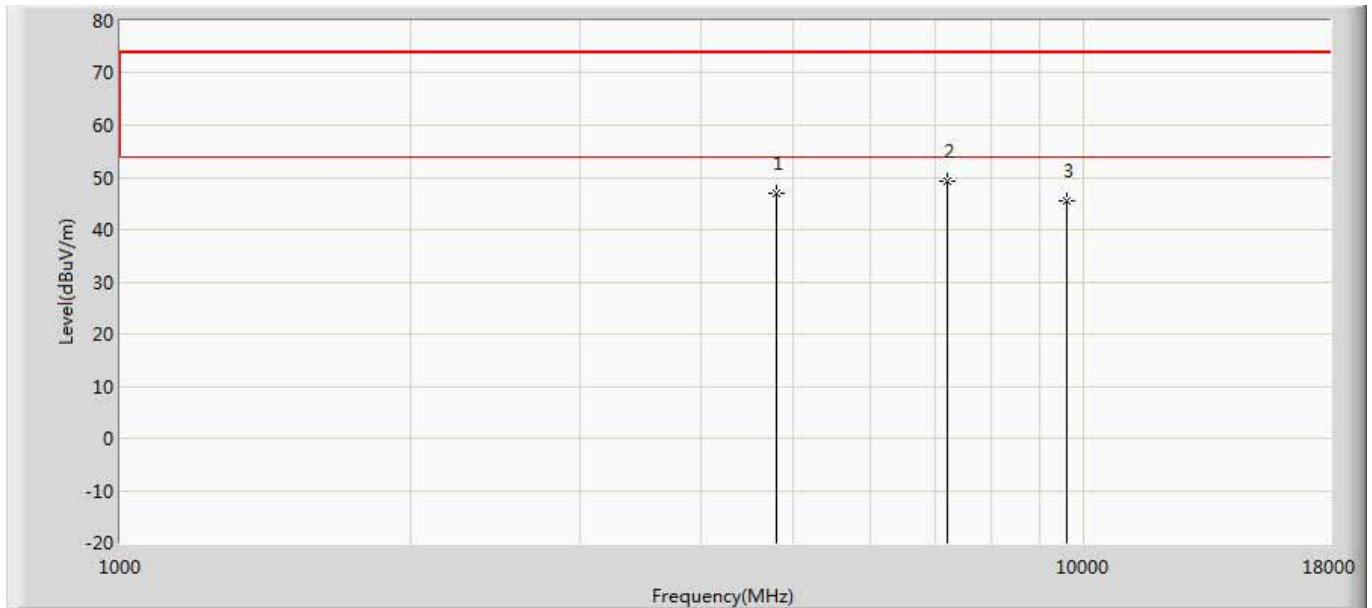
No	Mark	Frequency (MHz)	Measure Level (dBuV/m)	Reading Level (dBuV)	Over Limit (dB)	Limit (dBuV/m)	Factor (dB)	Type
1	*	4961.000	49.813	47.824	-24.187	74.000	1.989	PK
2		7443.000	48.547	43.217	-25.453	74.000	5.330	PK
3		9920.000	45.780	38.691	-28.220	74.000	7.088	PK

Engineer: Simon	
Site: AC5	Time: 2019/04/15 - 09:52
Limit: FCC_Part15.209_RE(3m)	Margin: 0
Probe: Horn_3117_00167055(1-18GHz)	Polarity: Vertical
EUT: LED LAMP	Power: AC 120V/60Hz
Note: Mode 3:Transmit at 2402MHz by Coding125	



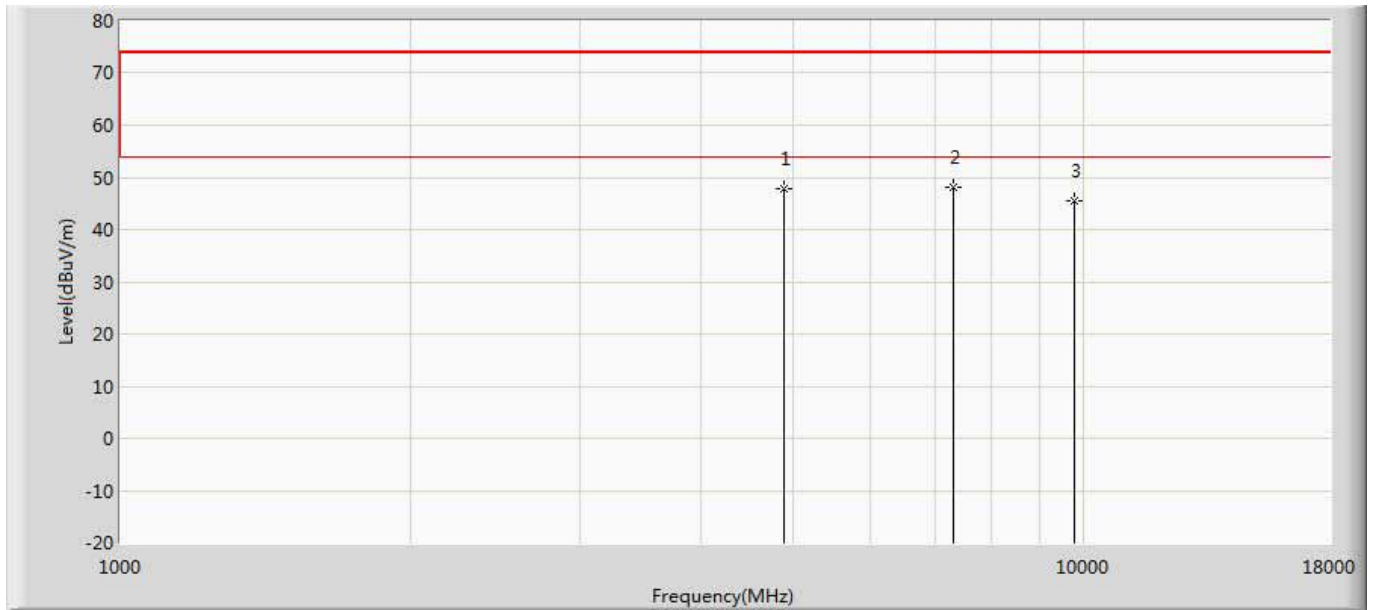
No	Mark	Frequency (MHz)	Measure Level (dBuV/m)	Reading Level (dBuV)	Over Limit (dB)	Limit (dBuV/m)	Factor (dB)	Type
1		4808.000	48.039	46.330	-25.961	74.000	1.709	PK
2	*	7205.000	48.945	43.692	-25.055	74.000	5.253	PK
3		9608.000	45.533	38.664	-28.467	74.000	6.869	PK

Engineer: Simon	
Site: AC5	Time: 2019/04/15 - 09:52
Limit: FCC_Part15.209_RE(3m)	Margin: 0
Probe: Horn_3117_00167055(1-18GHz)	Polarity: Horizontal
EUT: LED LAMP	Power: AC 120V/60Hz
Note: Mode 3:Transmit at 2402MHz by Coding125	



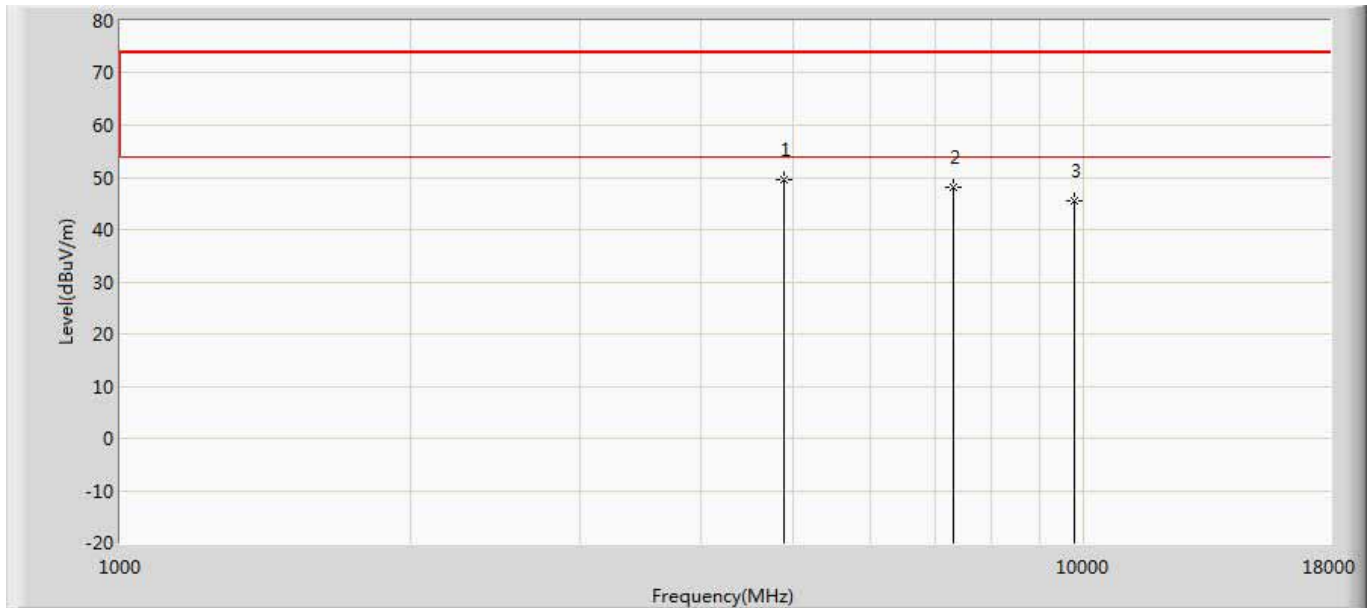
No	Mark	Frequency (MHz)	Measure Level (dBuV/m)	Reading Level (dBuV)	Over Limit (dB)	Limit (dBuV/m)	Factor (dB)	Type
1		4804.000	47.017	45.276	-26.983	74.000	1.741	PK
2	*	7205.000	49.239	43.986	-24.761	74.000	5.253	PK
3		9608.000	45.545	38.676	-28.455	74.000	6.869	PK

Engineer: Simon	
Site: AC5	Time: 2019/04/15 - 09:52
Limit: FCC_Part15.209_RE(3m)	Margin: 0
Probe: Horn_3117_00167055(1-18GHz)	Polarity: Vertical
EUT: LED LAMP	Power: AC 120V/60Hz
Note: Mode 3:Transmit at 2440MHz by Coding125	



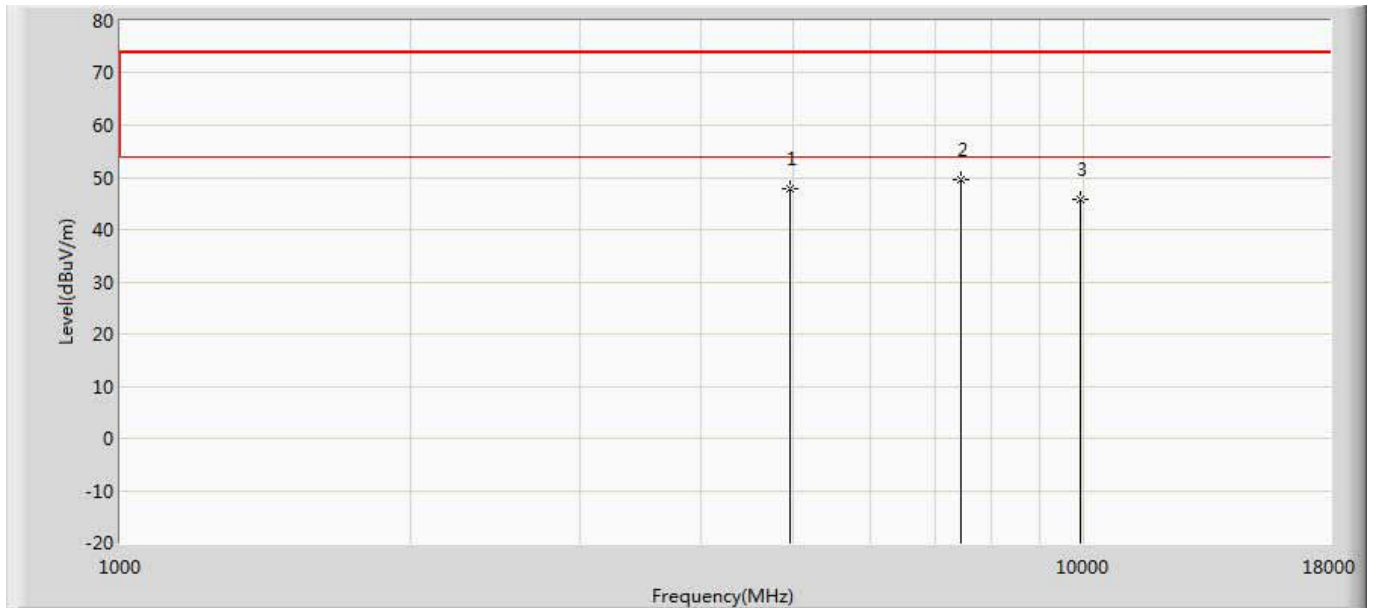
No	Mark	Frequency (MHz)	Measure Level (dBuV/m)	Reading Level (dBuV)	Over Limit (dB)	Limit (dBuV/m)	Factor (dB)	Type
1		4876.000	47.899	46.021	-26.101	74.000	1.878	PK
2	*	7324.000	48.236	42.641	-25.764	74.000	5.595	PK
3		9760.000	45.573	38.454	-28.427	74.000	7.120	PK

Engineer: Simon	
Site: AC5	Time: 2019/04/15 - 09:53
Limit: FCC_Part15.209_RE(3m)	Margin: 0
Probe: Horn_3117_00167055(1-18GHz)	Polarity: Horizontal
EUT: LED LAMP	Power: AC 120V/60Hz
Note: Mode 3:Transmit at 2440MHz by Coding125	



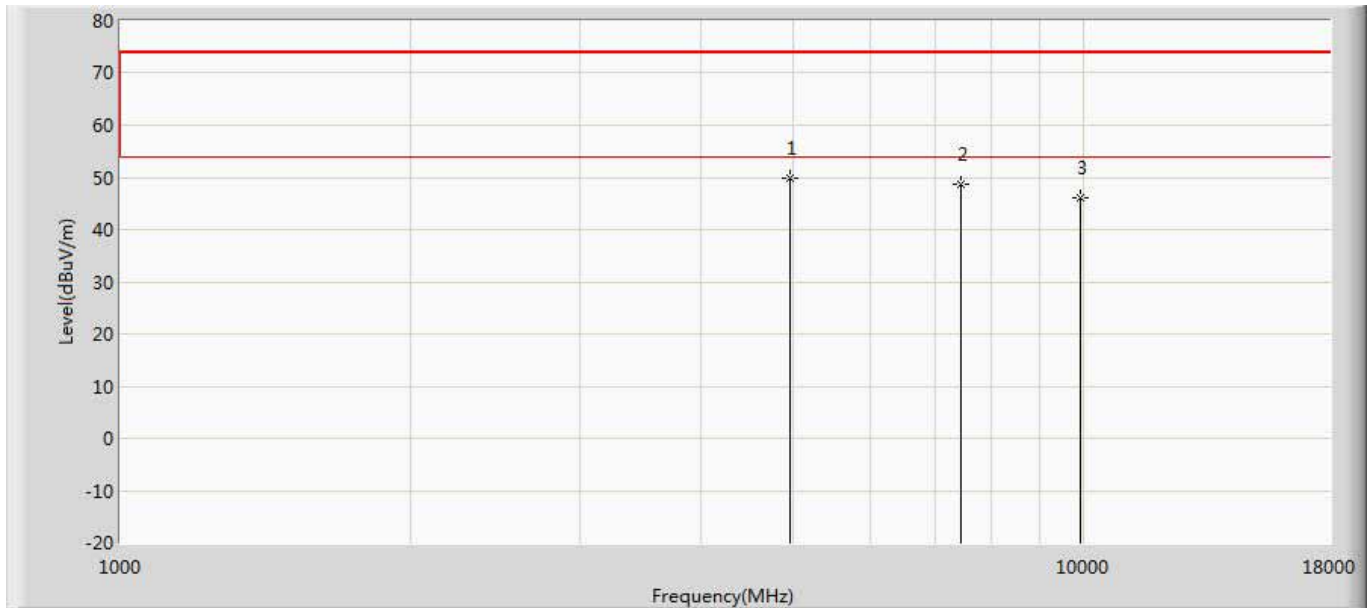
No	Mark	Frequency (MHz)	Measure Level (dBuV/m)	Reading Level (dBuV)	Over Limit (dB)	Limit (dBuV/m)	Factor (dB)	Type
1	*	4884.500	49.435	47.606	-24.565	74.000	1.829	PK
2		7320.000	48.048	42.506	-25.952	74.000	5.542	PK
3		9760.000	45.428	38.309	-28.572	74.000	7.120	PK

Engineer: Simon	
Site: AC5	Time: 2019/04/15 - 09:53
Limit: FCC_Part15.209_RE(3m)	Margin: 0
Probe: Horn_3117_00167055(1-18GHz)	Polarity: Vertical
EUT: LED LAMP	Power: AC 120V/60Hz
Note: Mode 3:Transmit at 2480MHz by Coding125	



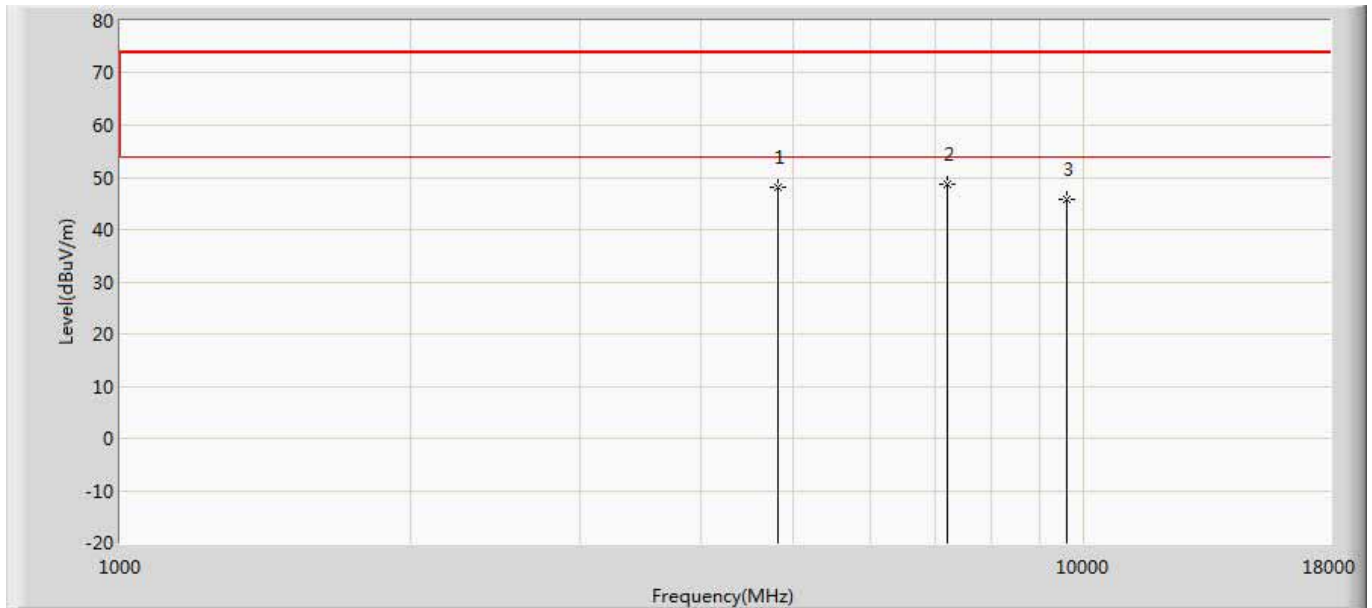
No	Mark	Frequency (MHz)	Measure Level (dBuV/m)	Reading Level (dBuV)	Over Limit (dB)	Limit (dBuV/m)	Factor (dB)	Type
1		4961.000	47.945	45.956	-26.055	74.000	1.989	PK
2	*	7443.000	49.546	44.216	-24.454	74.000	5.330	PK
3		9920.000	45.838	38.749	-28.162	74.000	7.088	PK

Engineer: Simon	
Site: AC5	Time: 2019/04/15 - 09:53
Limit: FCC_Part15.209_RE(3m)	Margin: 0
Probe: Horn_3117_00167055(1-18GHz)	Polarity: Horizontal
EUT: LED LAMP	Power: AC 120V/60Hz
Note: Mode 3:Transmit at 2480MHz by Coding125	



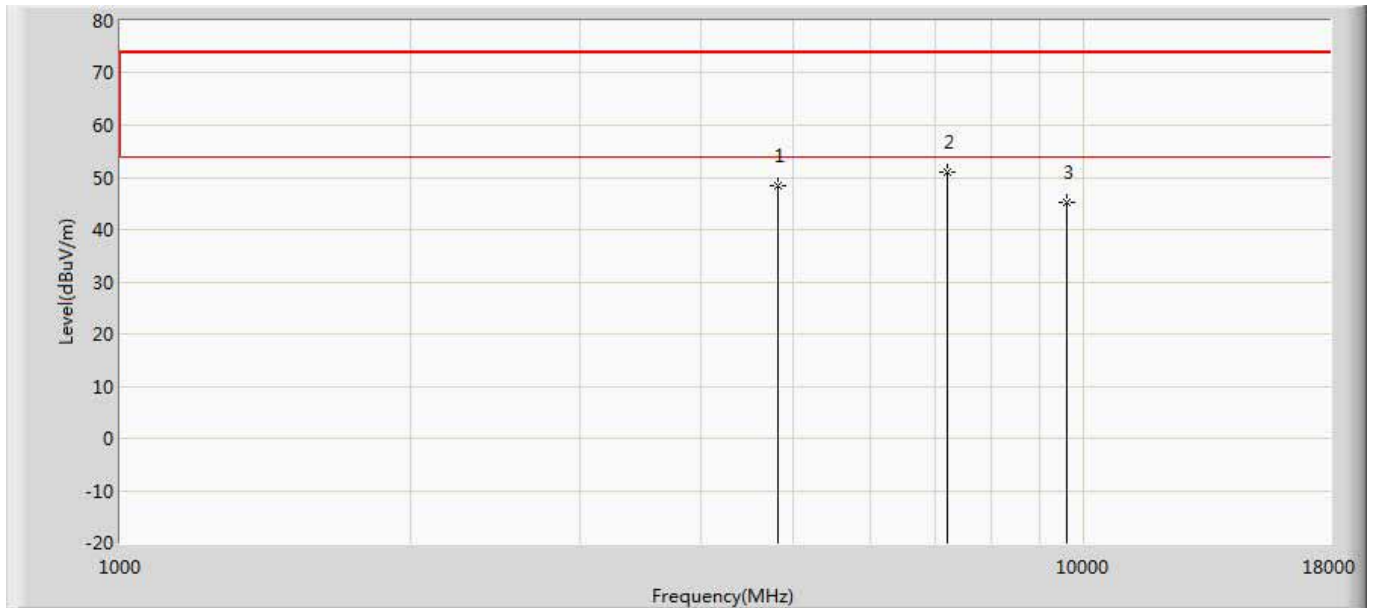
No	Mark	Frequency (MHz)	Measure Level (dBuV/m)	Reading Level (dBuV)	Over Limit (dB)	Limit (dBuV/m)	Factor (dB)	Type
1	*	4961.000	49.942	47.953	-24.058	74.000	1.989	PK
2		7443.000	48.775	43.445	-25.225	74.000	5.330	PK
3		9920.000	45.949	38.860	-28.051	74.000	7.088	PK

Engineer: Simon	
Site: AC5	Time: 2019/04/15 - 09:53
Limit: FCC_Part15.209_RE(3m)	Margin: 0
Probe: Horn_3117_00167055(1-18GHz)	Polarity: Vertical
EUT: LED LAMP	Power: AC 120V/60Hz
Note: Mode 4:Transmit at 2402MHz by Coding500	



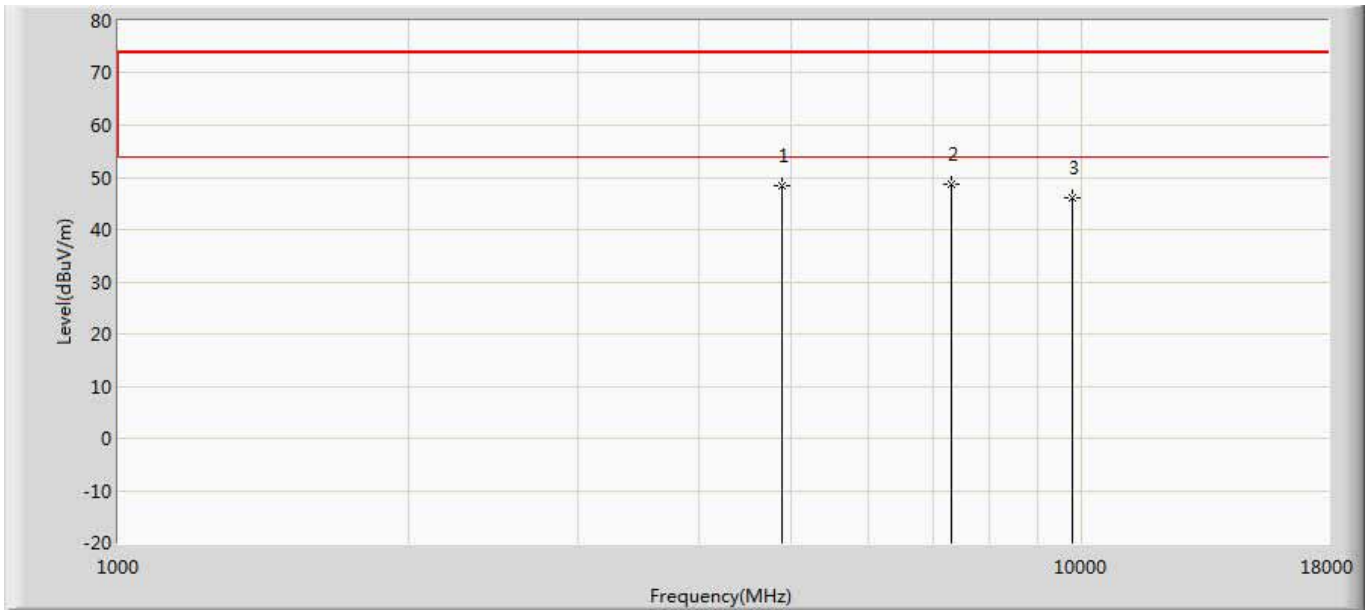
No	Mark	Frequency (MHz)	Measure Level (dBuV/m)	Reading Level (dBuV)	Over Limit (dB)	Limit (dBuV/m)	Factor (dB)	Type
1		4808.000	48.249	46.540	-25.751	74.000	1.709	PK
2	*	7205.000	48.686	43.433	-25.314	74.000	5.253	PK
3		9608.000	45.658	38.789	-28.342	74.000	6.869	PK

Engineer: Simon	
Site: AC5	Time: 2019/04/15 - 09:53
Limit: FCC_Part15.209_RE(3m)	Margin: 0
Probe: Horn_3117_00167055(1-18GHz)	Polarity: Horizontal
EUT: LED LAMP	Power: AC 120V/60Hz
Note: Mode 4:Transmit at 2402MHz by Coding500	



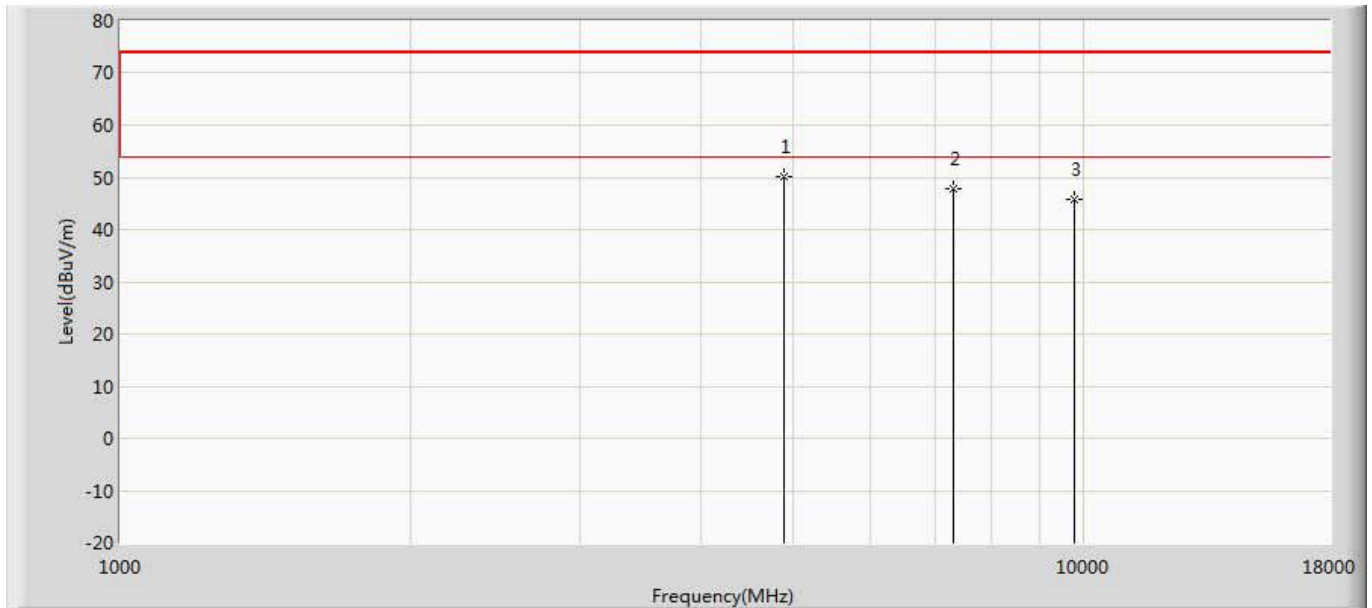
No	Mark	Frequency (MHz)	Measure Level (dBuV/m)	Reading Level (dBuV)	Over Limit (dB)	Limit (dBuV/m)	Factor (dB)	Type
1		4808.000	48.485	46.776	-25.515	74.000	1.709	PK
2	*	7205.000	50.874	45.621	-23.126	74.000	5.253	PK
3		9608.000	45.229	38.360	-28.771	74.000	6.869	PK

Engineer: Simon	
Site: AC5	Time: 2019/04/15 - 09:53
Limit: FCC_Part15.209_RE(3m)	Margin: 0
Probe: Horn_3117_00167055(1-18GHz)	Polarity: Vertical
EUT: LED LAMP	Power: AC 120V/60Hz
Note: Mode 4:Transmit at 2440MHz by Coding500	



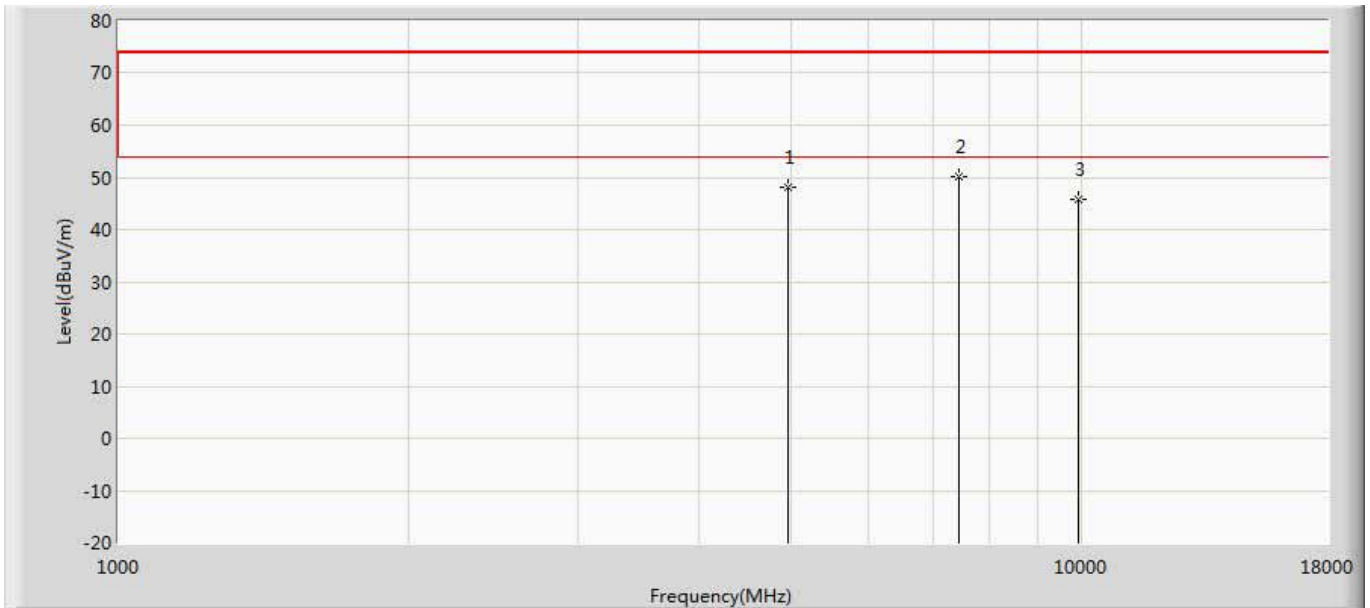
No	Mark	Frequency (MHz)	Measure Level (dBuV/m)	Reading Level (dBuV)	Over Limit (dB)	Limit (dBuV/m)	Factor (dB)	Type
1		4884.500	48.286	46.457	-25.714	74.000	1.829	PK
2	*	7324.000	48.718	43.123	-25.282	74.000	5.595	PK
3		9760.000	46.086	38.967	-27.914	74.000	7.120	PK

Engineer: Simon	
Site: AC5	Time: 2019/04/15 - 09:53
Limit: FCC_Part15.209_RE(3m)	Margin: 0
Probe: Horn_3117_00167055(1-18GHz)	Polarity: Horizontal
EUT: LED LAMP	Power: AC 120V/60Hz
Note: Mode 4:Transmit at 2440MHz by Coding500	



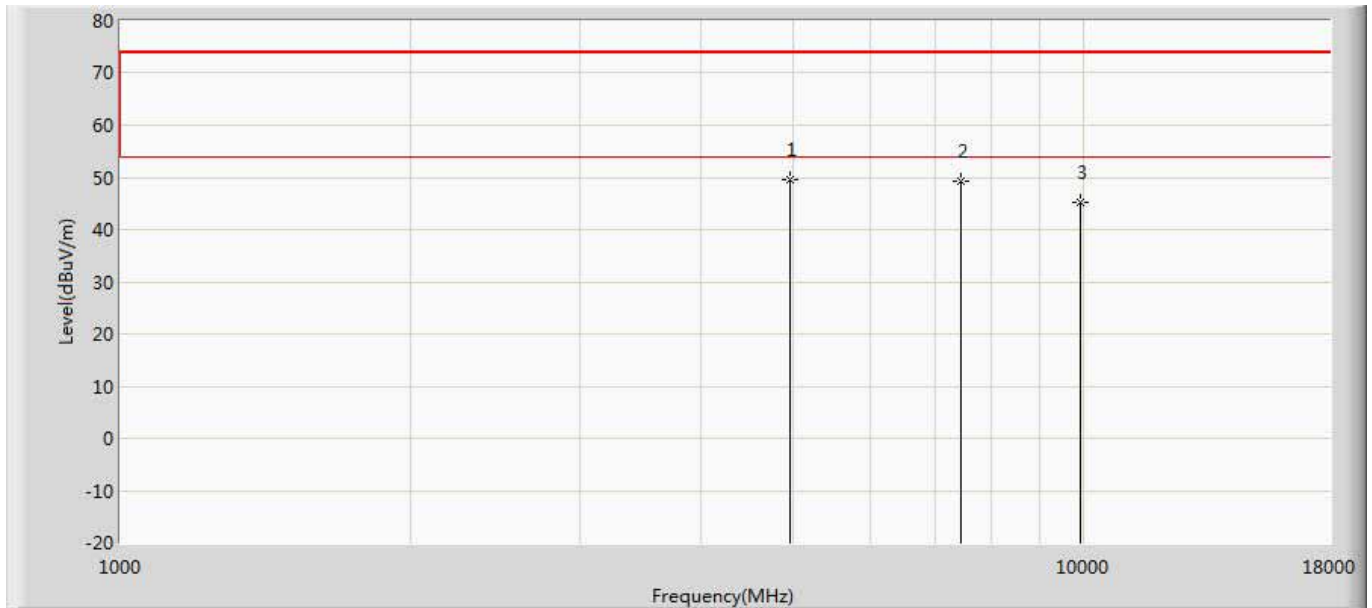
No	Mark	Frequency (MHz)	Measure Level (dBuV/m)	Reading Level (dBuV)	Over Limit (dB)	Limit (dBuV/m)	Factor (dB)	Type
1	*	4876.000	50.229	48.351	-23.771	74.000	1.878	PK
2		7320.000	47.930	42.388	-26.070	74.000	5.542	PK
3		9760.000	45.677	38.558	-28.323	74.000	7.120	PK

Engineer: Simon	
Site: AC5	Time: 2019/04/15 - 09:53
Limit: FCC_Part15.209_RE(3m)	Margin: 0
Probe: Horn_3117_00167055(1-18GHz)	Polarity: Vertical
EUT: LED LAMP	Power: AC 120V/60Hz
Note: Mode 4:Transmit at 2480MHz by Coding500	



No	Mark	Frequency (MHz)	Measure Level (dBuV/m)	Reading Level (dBuV)	Over Limit (dB)	Limit (dBuV/m)	Factor (dB)	Type
1		4961.000	48.193	46.204	-25.807	74.000	1.989	PK
2	*	7443.000	50.235	44.905	-23.765	74.000	5.330	PK
3		9920.000	45.792	38.703	-28.208	74.000	7.088	PK

Engineer: Simon	
Site: AC5	Time: 2019/04/15 - 09:53
Limit: FCC_Part15.209_RE(3m)	Margin: 0
Probe: Horn_3117_00167055(1-18GHz)	Polarity: Horizontal
EUT: LED LAMP	Power: AC 120V/60Hz
Note: Mode 4:Transmit at 2480MHz by Coding500	



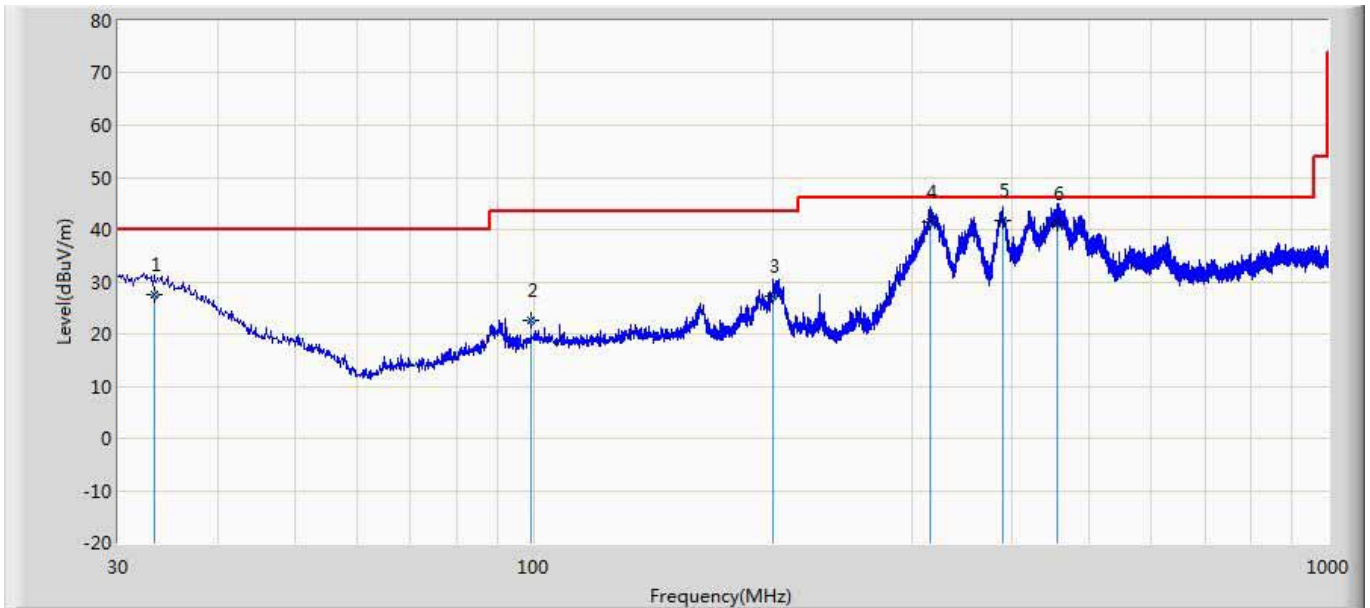
No	Mark	Frequency (MHz)	Measure Level (dBuV/m)	Reading Level (dBuV)	Over Limit (dB)	Limit (dBuV/m)	Factor (dB)	Type
1	*	4961.000	49.540	47.551	-24.460	74.000	1.989	PK
2		7443.000	49.303	43.973	-24.697	74.000	5.330	PK
3		9920.000	45.238	38.149	-28.762	74.000	7.088	PK

Note:

1. Measured Level = Reading Level + Factor.
2. The test frequency range, 9kHz~30MHz, 18GHz~26GHz, both of the worst case are at least 20dB below the limits, therefore no data appear in the report.
3. This limit applies for using average detector, if the test result on peak is lower than average limit, then average measurement needn't be performed.
4. As the radiated emission was performed, so conducted emission was not tested.
5. We have evaluated each mode, shown in the report is BLE mode which is worst data.

The worst case of Radiated Emission below 1GHz:

Engineer: LiuYu	
Site: AC2	Time: 2019/04/03 - 15:23
Limit: FCC_Part15.109_RE(3m)_ClassB	Margin: 0
Probe: AC2_3M(30-1000M)	Polarity: Horizontal
EUT: LED LAMP	Power: AC 120V/60Hz
Note: Mode 1	

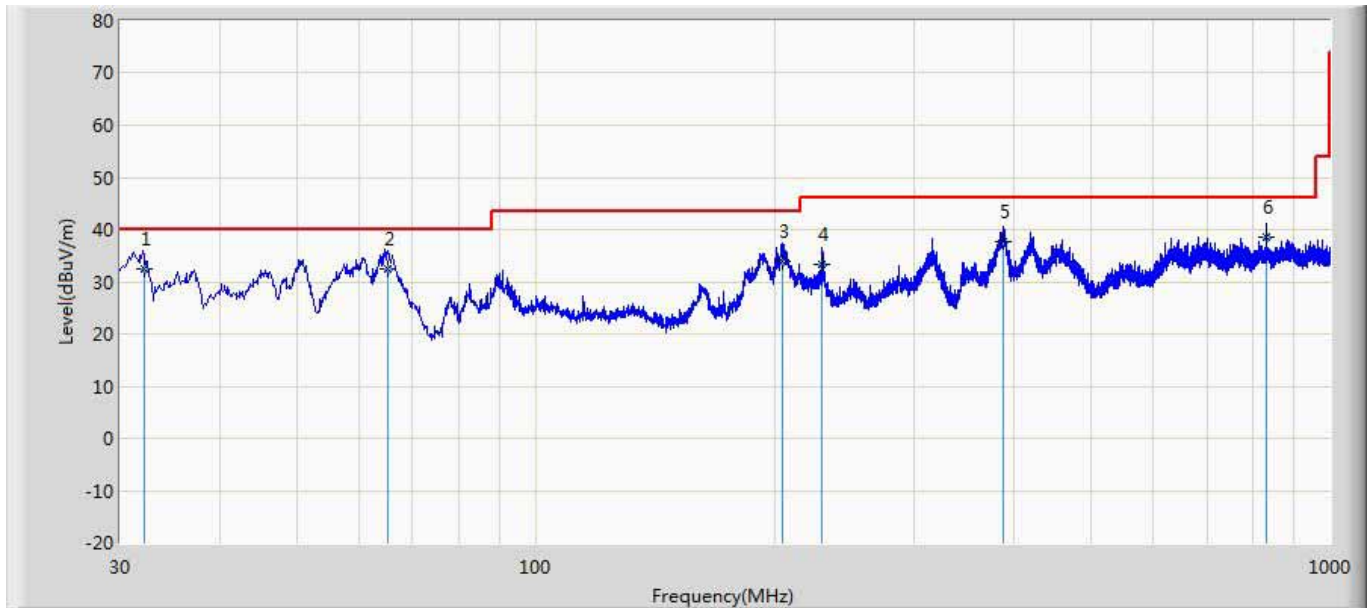


No	Mark	Frequency (MHz)	Measure Level (dBuV/m)	Reading Level (dBuV)	Over Limit (dB)	Limit (dBuV/m)	Factor (dB)	Ant Pos (cm)	Table Pos (deg)	Type
1		33.274	27.576	0.210	-12.424	40.000	27.366	135	42	QP
2		99.201	22.479	5.566	-21.021	43.500	16.913	144	136	QP
3		200.599	27.334	9.435	-16.166	43.500	17.899	133	147	QP
4		315.180	41.525	20.763	-4.475	46.000	20.762	194	236	QP
5	*	389.142	41.728	16.978	-4.272	46.000	24.750	197	12	QP
6		457.043	41.070	13.997	-4.930	46.000	27.073	156	139	QP

Note:

1. All Readings below 1GHz are Quasi-Peak, above are performed with peak and/or average measurements as necessary.
2. " * ", means this data is the worst emission level.
3. Measurement Level = Reading Level + Factor(Probe+Cable-Amp).

Engineer: LiuYu	
Site: AC2	Time: 2019/04/03 - 19:15
Limit: FCC_Part15.109_RE(3m)_ClassB	Margin: 0
Probe: AC2_3M(30-1000M)	Polarity: Vertical
EUT: LED LAMP	Power: AC 120V/60Hz
Note: Mode 1	



No	Mark	Frequency (MHz)	Measure Level (dBuV/m)	Reading Level (dBuV)	Over Limit (dB)	Limit (dBuV/m)	Factor (dB)	Ant Pos (cm)	Table Pos (deg)	Type
1	*	32.182	32.467	8.879	-7.533	40.000	23.588	156	338	QP
2		65.284	32.395	16.379	-7.605	40.000	16.016	194	136	QP
3		204.721	33.810	10.214	-9.690	43.500	23.596	188	135	QP
4		229.699	33.373	10.739	-12.627	46.000	22.635	184	164	QP
5		387.809	37.660	13.746	-8.340	46.000	23.914	143	199	QP
6		831.463	38.443	5.549	-7.557	46.000	32.895	184	139	QP

Note:

1. All Readings below 1GHz are Quasi-Peak, above are performed with peak and/or average measurements as necessary.
2. " * ", means this data is the worst emission level.
3. Measurement Level = Reading Level + Factor(Probe+Cable-Amp).

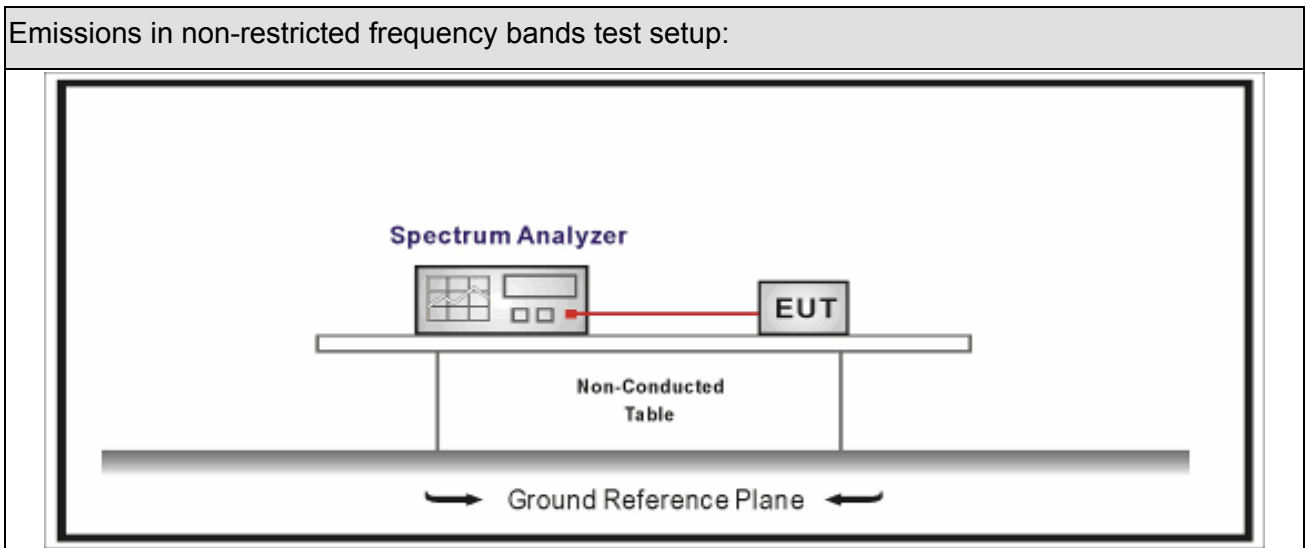
5. Emissions in non-restricted frequency bands

5.1. Test Equipment

Emissions in non-restricted frequency bands / TR-8					
Instrument	Manufacturer	Type No.	Serial No.	Cal. Date	Cal. Due Date
Spectrum Analyzer	Agilent	N9010A	MY48030494	2019.02.04	2020.02.03
EXA Spectrum Analyzer	Keysight	N9010A	MY55370495	2018.04.09	2019.04.08
MXA Signal Analyzer	Keysight	N9020A	MY56060147	2018.04.09	2019.04.08
Temperature/Humidity Meter	zhichen	ZC1-2	TR8-TH	2018.04.10	2019.04.09

Note: All equipment is calibrated with traceable calibrations. Each calibration is traceable to the national or international standards.

5.2. Test Setup




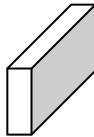

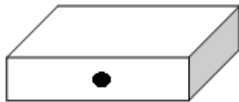


5.3. Limit

Un-Restricted Band Emissions Limit	
RF Output power (Detection methods)	Limit(dB)
RF Output power(Average detector)	30c(Note1)
RF Output power(PK detector)	20c(Note2)
<p>Note 1: If maximum conducted (average) output power was used to demonstrate compliance as described in 9.2, then the peak power in any 100 kHz bandwidth outside of the authorized frequency band shall be attenuated by at least 30 dB relative to the maximum in-band peak PSD level in 100 kHz (i.e., 30 dBc).</p> <p>Note 2: If the maximum peak conducted output power procedure was used, then the peak output power measured in any 100 kHz bandwidth outside of the authorized frequency band shall be attenuated by at least 20 dB relative to the maximum in-band peak PSD level in 100 kHz (i.e., 20 dBc).</p>	

5.4. Test Procedure

Test Method			
	References Rule	Chapter	Description
<input checked="" type="checkbox"/>	ANSI C63.10	11.11	Emissions in non-restricted frequency bands
	<input checked="" type="checkbox"/> ANSI C63.10	11.11.2	Reference level measurement
	<input checked="" type="checkbox"/> ANSI C63.10	11.11.3	Emission level measurement
<input type="checkbox"/>	ANSI C63.10	11.12	Emissions in restricted frequency bands
	<input type="checkbox"/> ANSI C63.10	11.12.1	Radiated emission measurements
	<input type="checkbox"/> ANSI C63.10	11.12.2.7	Radiated spurious emission test
<input type="checkbox"/>	ANSI C63.10	6.4	Radiated emissions from unlicensed wireless devices below 30 MHz
<input type="checkbox"/>	ANSI C63.10	6.5	Radiated emissions from unlicensed wireless devices in the frequency range of 30 MHz to 1000 MHz
<input type="checkbox"/>	ANSI C63.10	6.6	Radiated emissions from unlicensed wireless devices above 1 GHz
	<input type="checkbox"/> ANSI C63.10	11.12.2	Antenna-port conducted measurements
	<input type="checkbox"/> ANSI C63.10	11.12.2.3	Quasi-peak measurement procedure
	<input type="checkbox"/> ANSI C63.10	11.12.2.4	Peak power measurement procedure
	<input type="checkbox"/> ANSI C63.10	11.12.2.5	Average power measurement procedures
	<input type="checkbox"/> ANSI C63.10	11.12.2.5.1	Trace averaging with continuous EUT transmission at full power
	<input type="checkbox"/> ANSI C63.10	11.12.2.5.2	Trace averaging across ON and OFF times of the EUT transmissions followed by duty cycle correction
	<input type="checkbox"/> ANSI C63.10	11.12.2.5.3	Reduced VBW averaging across ON and OFF times of the EUT transmissions with max hold

5.5. EUT test Axis definition

Item	Emissions in non-restricted frequency bands			
Device Category	<input type="checkbox"/>	Fixed point-to-point		
	<input type="checkbox"/>	Emit multiple directional beams, simultaneously or sequentially		
	<input checked="" type="checkbox"/>	Other cases		
Test mode	Mode 1-3			
Test method	<input type="checkbox"/>	Radiated		
		X Axis	Y Axis	Z Axis
				
		Worst Axis <input type="checkbox"/>	Worst Axis <input type="checkbox"/>	Worst Axis <input type="checkbox"/>
	<input checked="" type="checkbox"/>	Conducted		
	<input checked="" type="checkbox"/>	Chain 1		
				
	<input type="checkbox"/>	Chain 1	Chain 2	
				
	<input type="checkbox"/>	Chain 1	Chain 2	Chain 3
				

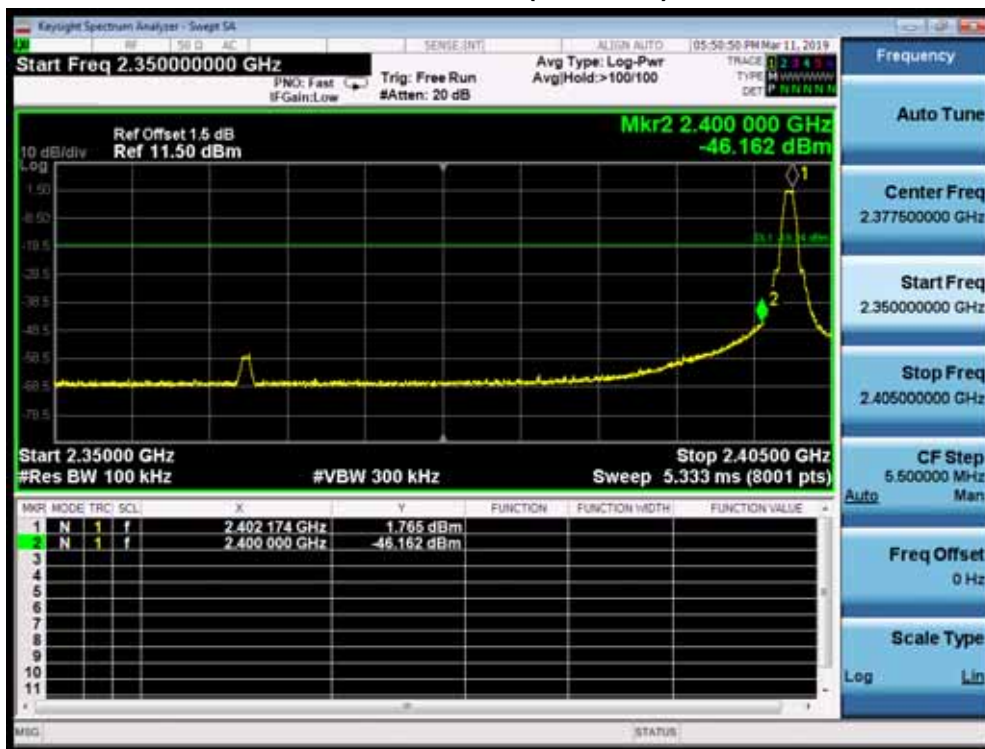
5.6. Test Result

Product Name	: LED lamp	Test Voltage	: AC 120V/60Hz
Test Mode	: Mode 1	Test Site	: TR-8
Test Date	: 2019.03.11	Test Engineer	: Simon

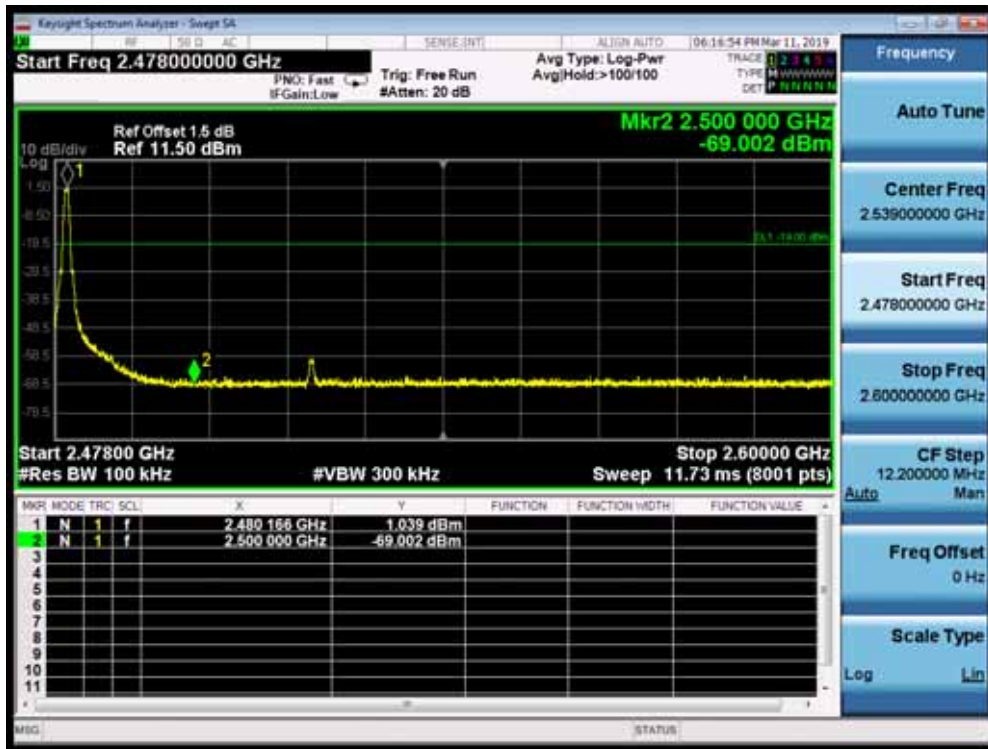
Mode	Channel	Test Frequency (MHz)	In-Band PSD[a] (dBm/100kHz)	Frequency (MHz)	Out-Band PSD[b] (dBm/100kHz)	[a]-[b] (dB)	Limit (dB)	Result
1	00	2402	1.765	2400.00	-46.162	47.927	>20	Pass
1	39	2480	1.039	2500.00	-69.002	70.041	>20	Pass

Note : We have evaluated each mode ,shown in the report is BLE mode which is the worst data.

Mode 1 CH00 (2402MHz)



Mode 1 CH39 (2480MHz)

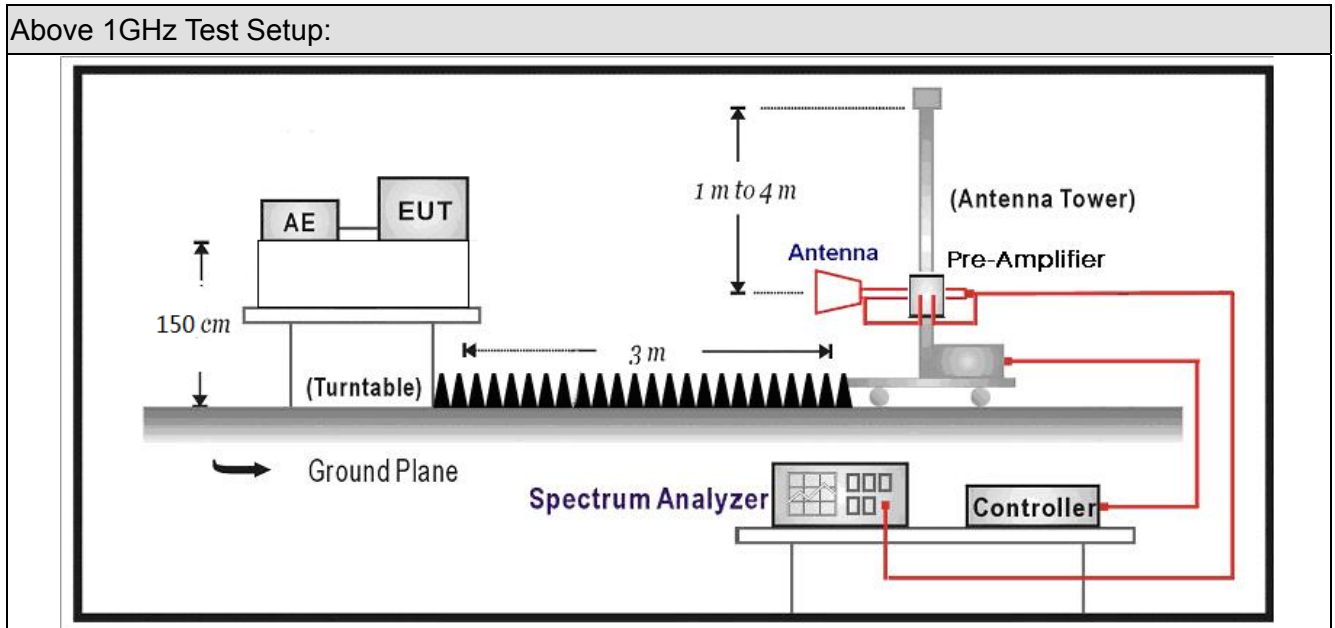


6. Radiated Emission Band Edge

6.1. Test Equipment

Radiated Emission(Above 1GHz) / AC-5					
Instrument	Manufacturer	Type No.	Serial No.	Cal. Date	Cal. Due Date
EMI Receiver	Agilent	N9038A	MY51210196	2018.07.16	2019.07.15
Pre-Amplifier	Miteq	NSP1800-25	1364185	2018.05.03	2019.05.02
DRG Horn Antenna	ETS-Lindgren	3117	00167055	2018.07.12	2019.07.11
Broad-Band Horn Antenna	Schwarzbeck	BBHA9170	294	2018.09.18	2019.09.17
Coaxial Cable	Huber+Suhner	SUCOFLEX 106	AC5-C1	2019.02.28	2020.02.27
Coaxial Cable	Huber+Suhner	SUCOFLEX 106	AC5-C2	2019.02.28	2020.02.27
Temperature/Humidity Meter	Zhichen	ZC1-2	AC5-TH	2019.01.05	2020.01.04

6.2. Test Setup



6.3. Limit


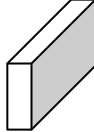




Band edge Limit				
Frequency bands (MHz)	Detector	Limit (dB μ V/m)	RBW (MHz)	Distance (m)
2310-2390	PK	74	1	3
2483.5-2500	AV	54	1	3

Note: The field strength of emissions appearing within these frequency bands shall not exceed the limits.

6.4. Test Procedure

Test Method			
	References Rule	Chapter	Description
<input checked="" type="checkbox"/>	ANSI C63.10	6.10	Band-edge testing
	<input checked="" type="checkbox"/> ANSI C63.10	6.10.5	Restricted-band band-edge measurements
	<input type="checkbox"/> ANSI C63.10	6.10.6	Marker-delta method
<input checked="" type="checkbox"/>	ANSI C63.10	11.12	Emissions in restricted frequency bands
	<input checked="" type="checkbox"/> ANSI C63.10	11.12.1	Radiated emission measurements
	<input checked="" type="checkbox"/> ANSI C63.10	11.12.2.7	Radiated spurious emission test
<input type="checkbox"/>	ANSI C63.10	6.4	Radiated emissions from unlicensed wireless devices below 30 MHz
<input type="checkbox"/>	ANSI C63.10	6.5	Radiated emissions from unlicensed wireless devices in the frequency range of 30 MHz to 1000 MHz
<input checked="" type="checkbox"/>	ANSI C63.10	6.6	Radiated emissions from unlicensed wireless devices above 1 GHz
	<input type="checkbox"/> ANSI C63.10	11.12.2.3	Quasi-peak measurement procedure
	<input checked="" type="checkbox"/> ANSI C63.10	11.12.2.4	Peak power measurement procedure
	<input checked="" type="checkbox"/> ANSI C63.10	11.12.2.5	Average power measurement procedures
	<input type="checkbox"/> ANSI C63.10	11.12.2.5.1	Trace averaging with continuous EUT transmission at full power
	<input type="checkbox"/> ANSI C63.10	11.12.2.5.2	Trace averaging across ON and OFF times of the EUT transmissions followed by duty cycle correction
	<input checked="" type="checkbox"/> ANSI C63.10	11.12.2.5.3	Reduced VBW averaging across ON and OFF times of the EUT transmissions with max hold

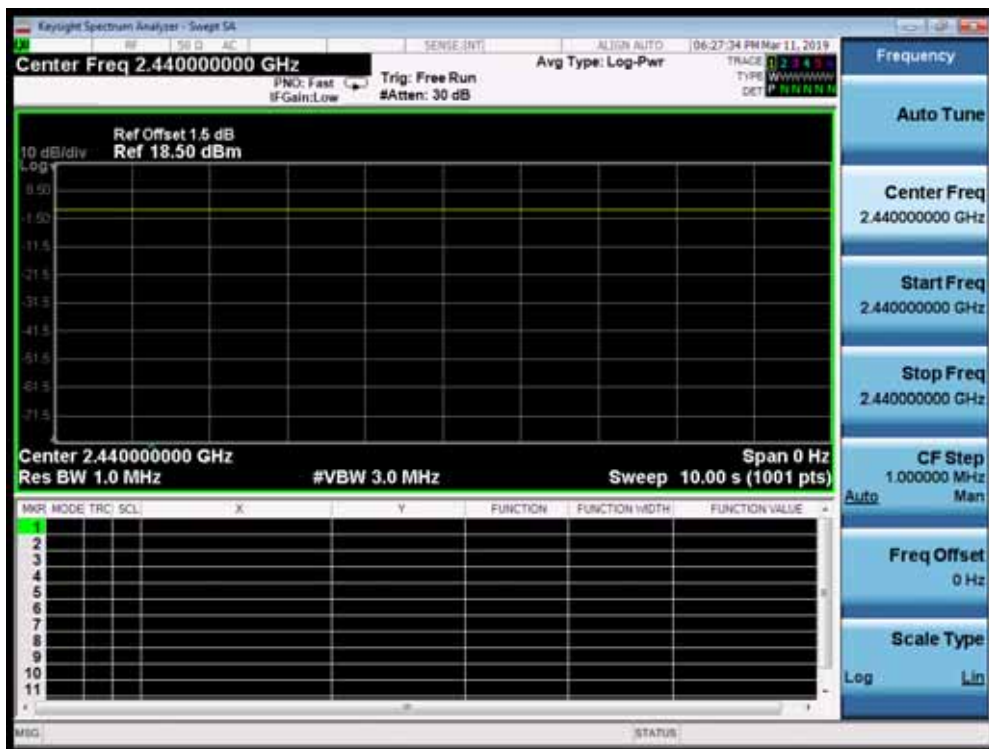
6.5. EUT test definition

Item	Radiated Emission Band Edge			
Device Category	<input type="checkbox"/>	Fixed point-to-point		
	<input type="checkbox"/>	Emit multiple directional beams, simultaneously or sequentially		
	<input checked="" type="checkbox"/>	Other cases		
Test mode	Mode 1~3			
Test method	<input checked="" type="checkbox"/>	Radiated		
		X Axis	Y Axis	Z Axis
				
		Worst Axis <input checked="" type="checkbox"/>	Worst Axis <input type="checkbox"/>	Worst Axis <input type="checkbox"/>
	<input type="checkbox"/>	Conducted		
	<input type="checkbox"/>	Chain 1		
				
	<input type="checkbox"/>	Chain 1	Chain 2	
				
	<input type="checkbox"/>	Chain 1	Chain 2	Chain 3
				

6.6. Duty Cycle

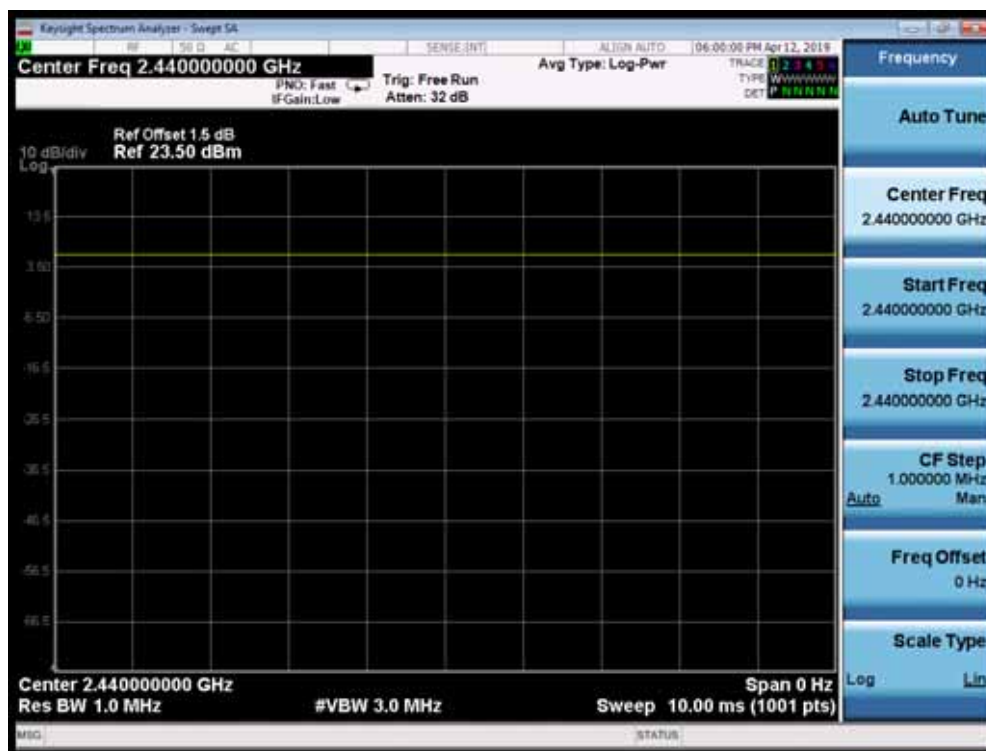
Test Mode	Tx On (ms)	Tx Off (ms)	Reduced VBW (Hz)	Tx On + Tx Off (ms)	Duty Cycle
Mode 1	N/A	N/A	10	N/A	100%

Mode 1



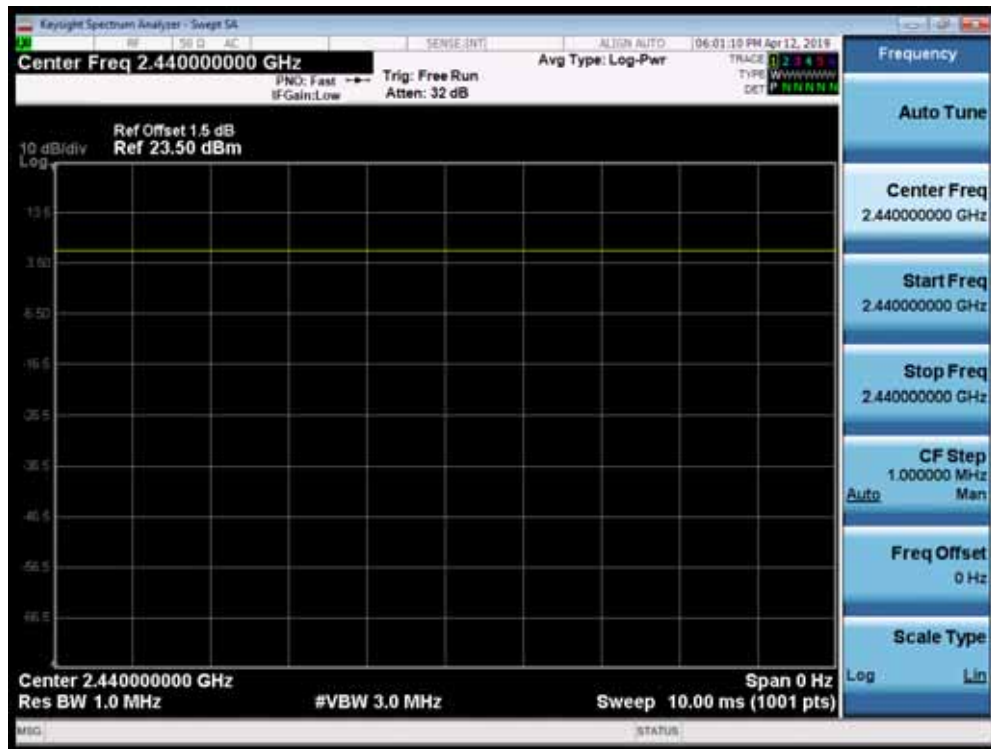
Test Mode	Tx On (ms)	Tx Off (ms)	Reduced VBW (Hz)	Tx On + Tx Off (ms)	Duty Cycle
Mode 2	N/A	N/A	10	N/A	100%

Mode 2



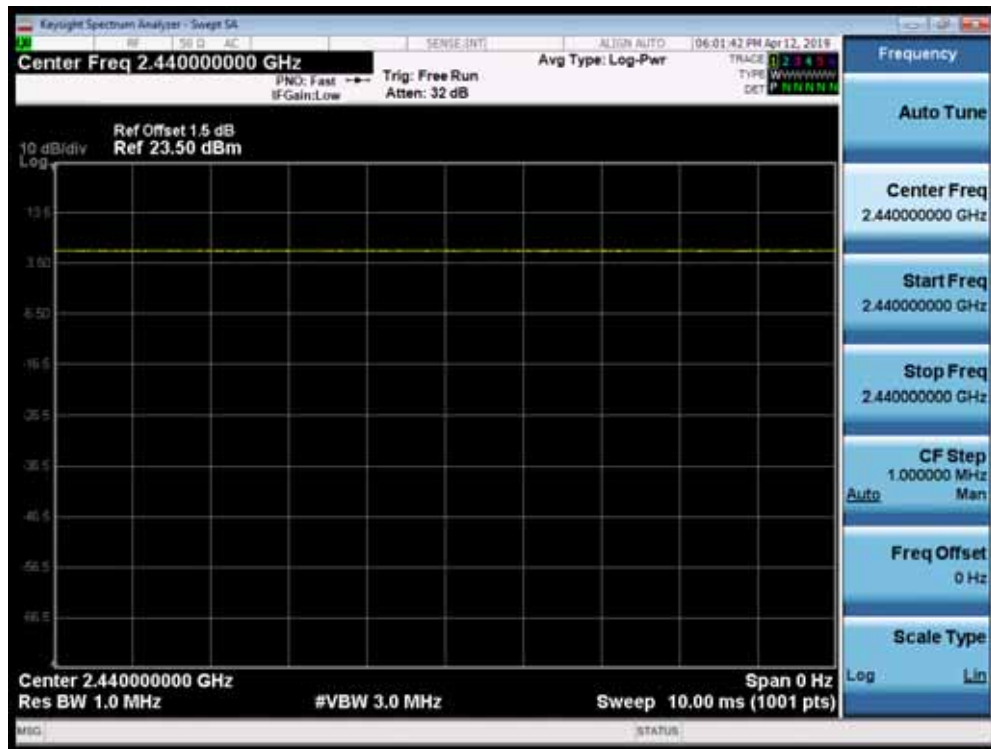
Test Mode	Tx On (ms)	Tx Off (ms)	Reduced VBW (Hz)	Tx On + Tx Off (ms)	Duty Cycle
Mode 3	N/A	N/A	10	N/A	100%

Mode 3



Test Mode	Tx On (ms)	Tx Off (ms)	Reduced VBW (Hz)	Tx On + Tx Off (ms)	Duty Cycle
Mode 4	N/A	N/A	10	N/A	100%

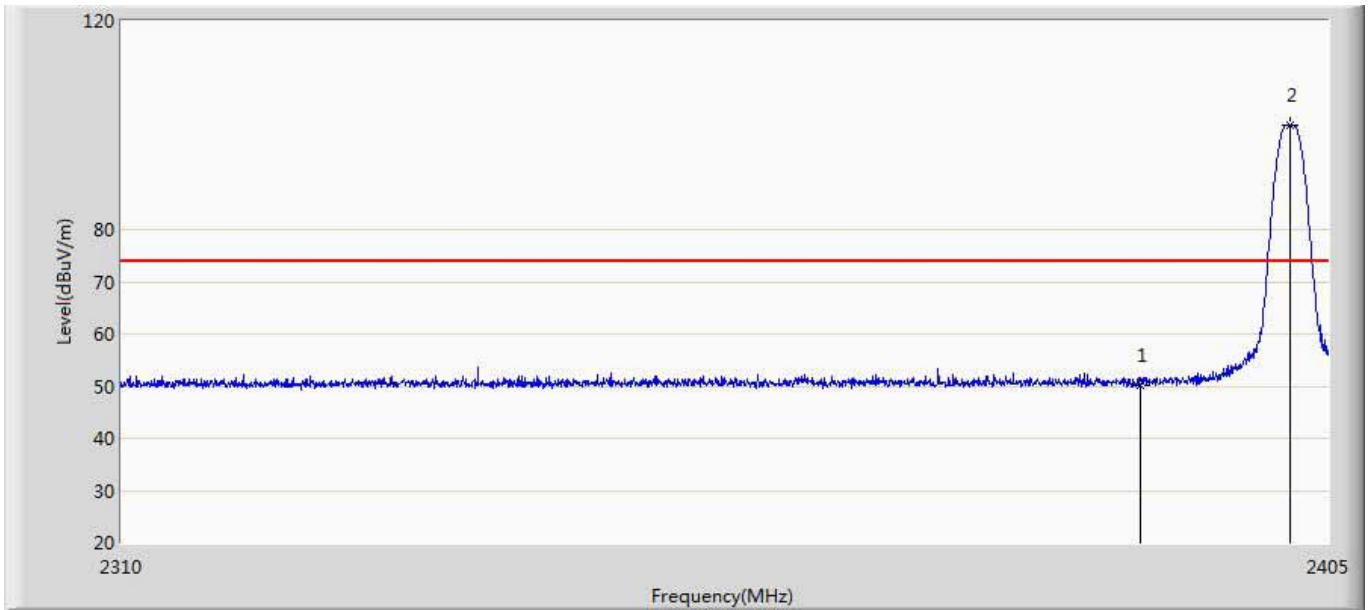
Mode 4



6.7. Test Result

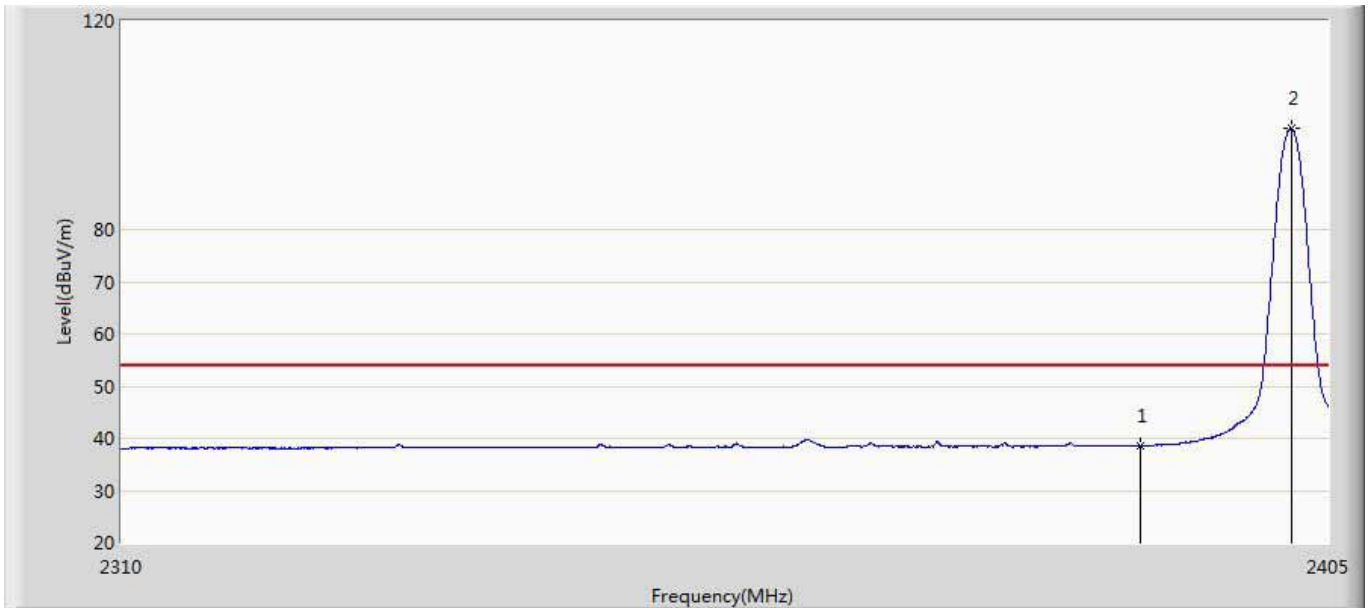
Muruta :

Engineer: YULIU	
Site: AC5	Time: 2019/03/08 - 15:56
Limit: FCC_Part15.209_RE(3m)	Margin: 0
Probe: Horn_3117_00167055(1-18GHz)	Polarity: Vertical
EUT: LED LAMP	Power: AC 120V/60Hz
Note: Mode1:Transmit at 2402Mhz by BLE	



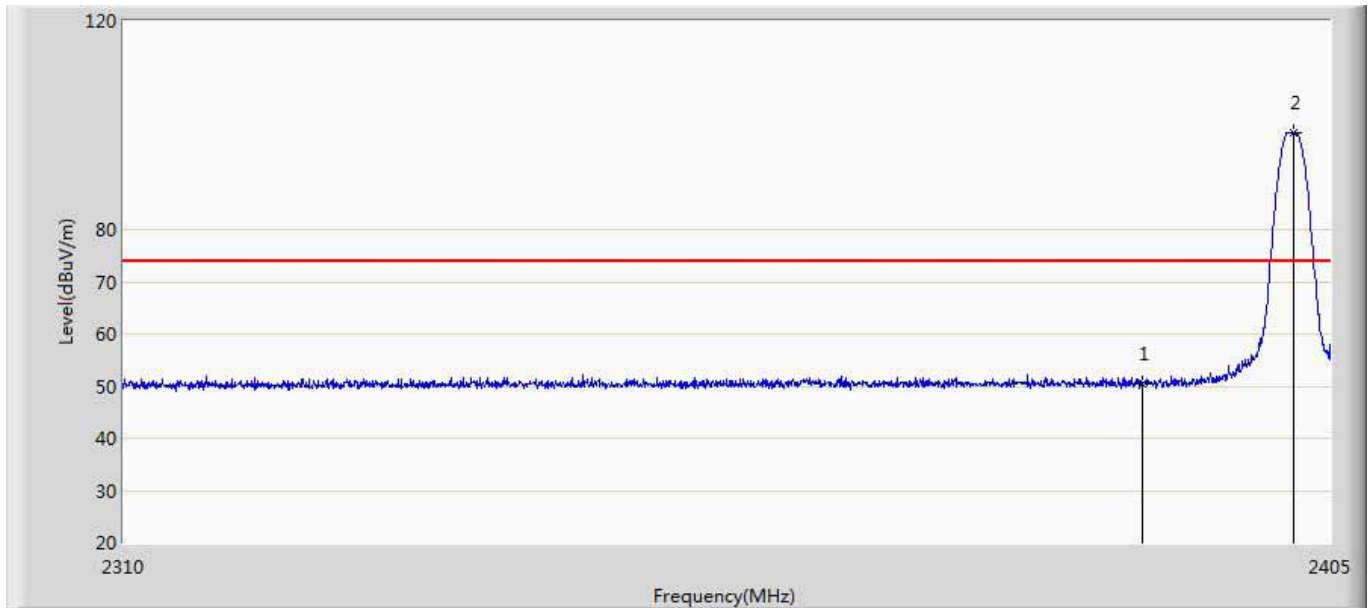
No	Mark	Frequency (MHz)	Measure Level (dBuV/m)	Reading Level (dBuV)	Over Limit (dB)	Limit (dBuV/m)	Factor (dB)	Type
1		2390.000	50.163	14.481	-23.837	74.000	35.682	PK
2	*	2401.913	99.983	64.271	25.983	74.000	35.712	PK

Engineer: YULIU	
Site: AC5	Time: 2019/03/25 - 11:29
Limit: FCC_Part15.209_RE(3m)	Margin: 0
Probe: Horn_3117_00167055(1-18GHz)	Polarity: Vertical
EUT: LED LAMP	Power: AC 120V/60Hz
Note: Mode1:Transmit at 2402Mhz by BLE	



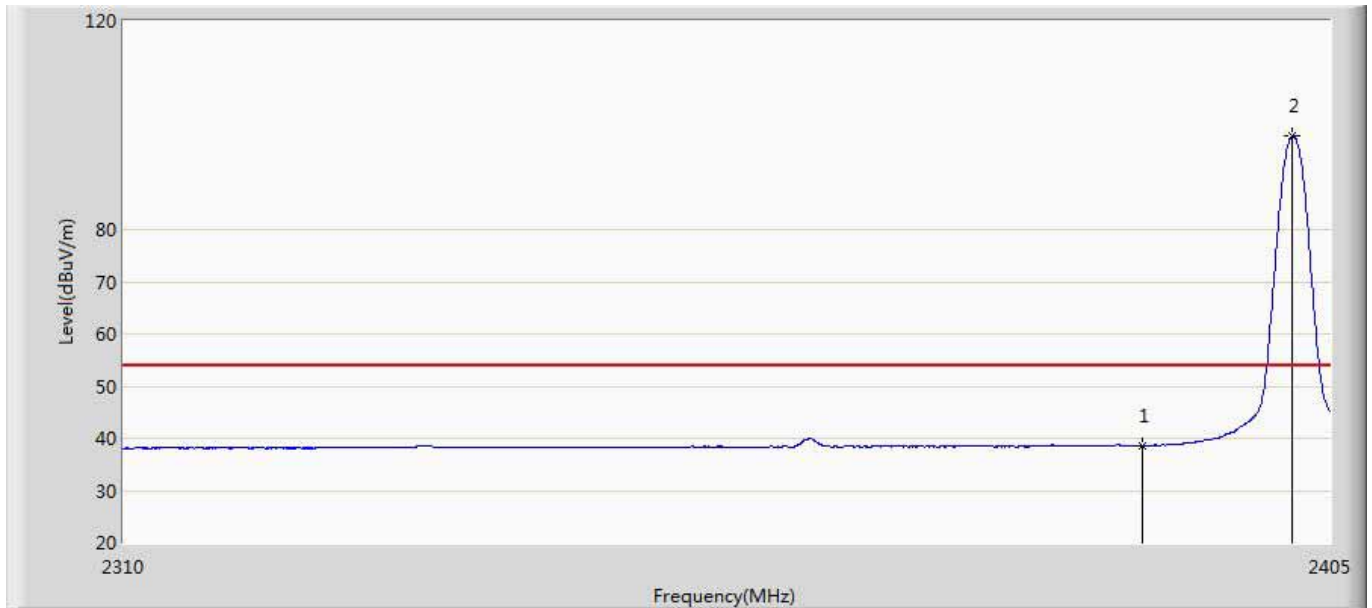
No	Mark	Frequency (MHz)	Measure Level (dBuV/m)	Reading Level (dBuV)	Over Limit (dB)	Limit (dBuV/m)	Factor (dB)	Type
1		2390.000	38.597	2.915	-15.403	54.000	35.682	AV
2	*	2402.055	99.392	63.679	45.392	54.000	35.712	AV

Engineer: YULIU	
Site: AC5	Time: 2019/03/25 - 11:32
Limit: FCC_Part15.209_RE(3m)	Margin: 0
Probe: Horn_3117_00167055(1-18GHz)	Polarity: Horizontal
EUT: LED LAMP	Power: AC 120V/60Hz
Note: Mode1:Transmit at 2402Mhz by BLE	



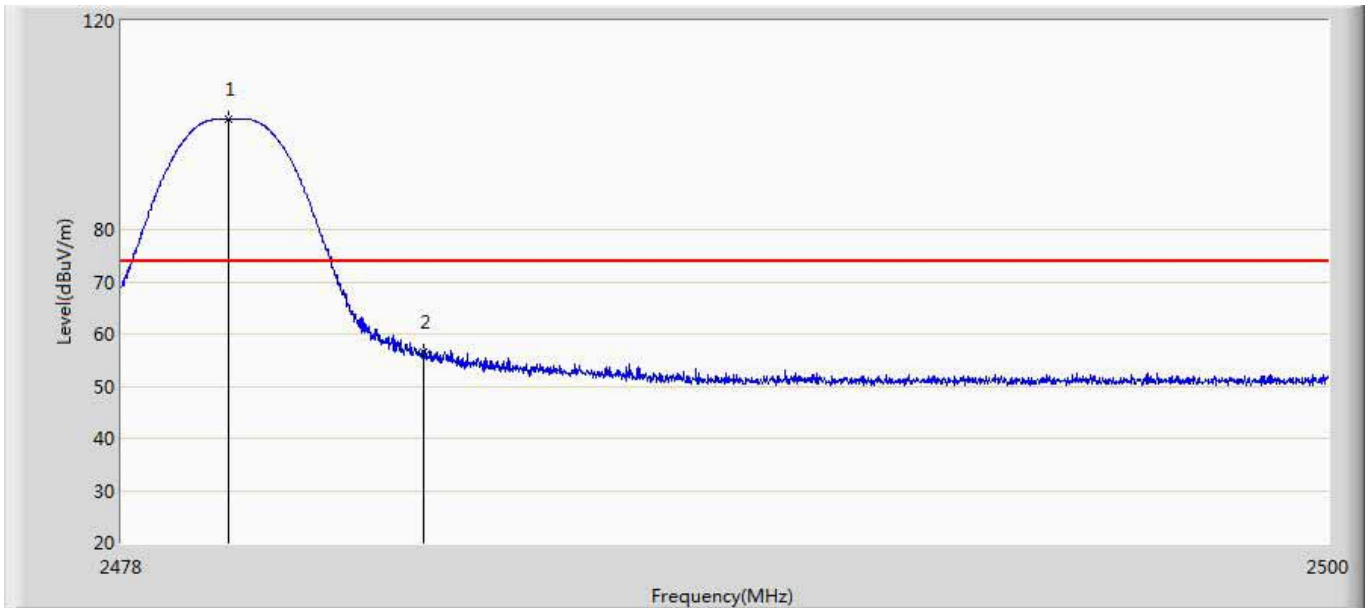
No	Mark	Frequency (MHz)	Measure Level (dBuV/m)	Reading Level (dBuV)	Over Limit (dB)	Limit (dBuV/m)	Factor (dB)	Type
1		2390.000	50.401	14.719	-23.599	74.000	35.682	PK
2	*	2402.055	98.474	62.761	24.474	74.000	35.712	PK

Engineer: YULIU	
Site: AC5	Time: 2019/03/25 - 11:34
Limit: FCC_Part15.209_RE(3m)	Margin: 0
Probe: Horn_3117_00167055(1-18GHz)	Polarity: Horizontal
EUT: LED LAMP	Power: AC 120V/60Hz
Note: Mode1:Transmit at 2402Mhz by BLE	



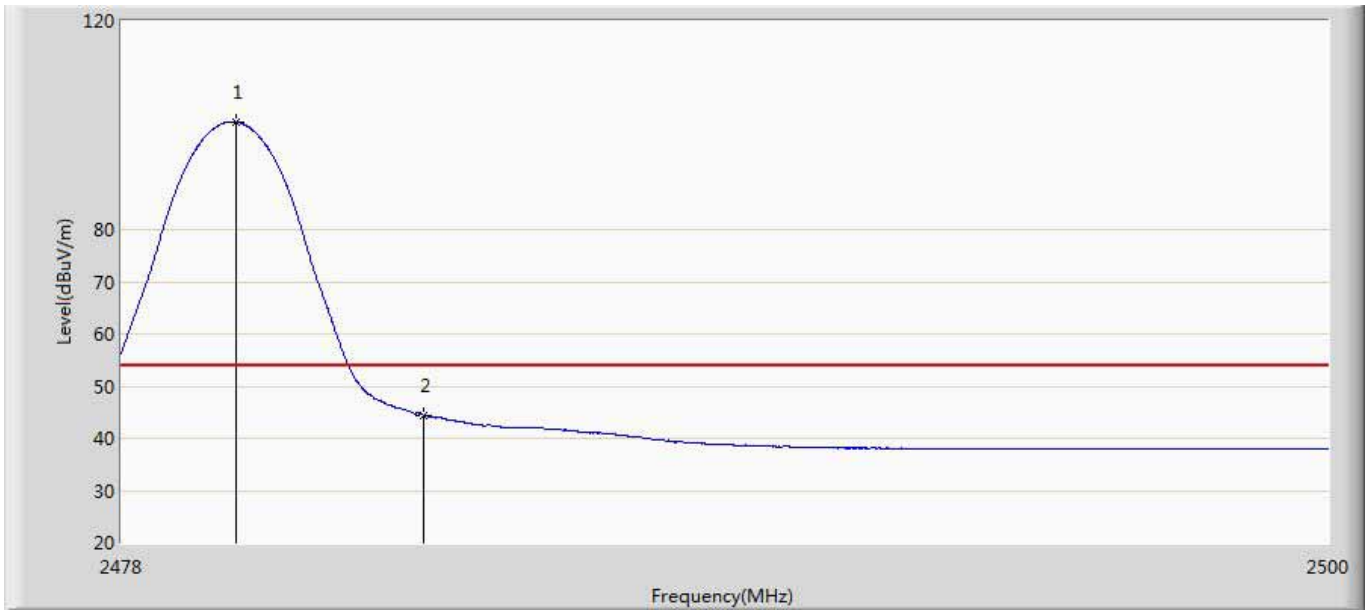
No	Mark	Frequency (MHz)	Measure Level (dBuV/m)	Reading Level (dBuV)	Over Limit (dB)	Limit (dBuV/m)	Factor (dB)	Type
1		2390.000	38.578	2.896	-15.422	54.000	35.682	AV
2	*	2401.913	97.846	62.134	43.846	54.000	35.712	AV

Engineer: YULIU	
Site: AC5	Time: 2019/03/25 - 11:36
Limit: FCC_Part15.209_RE(3m)	Margin: 0
Probe: Horn_3117_00167055(1-18GHz)	Polarity: Vertical
EUT: LED LAMP	Power: AC 120V/60Hz
Note: Mode1:Transmit at 2480Mhz by BLE	



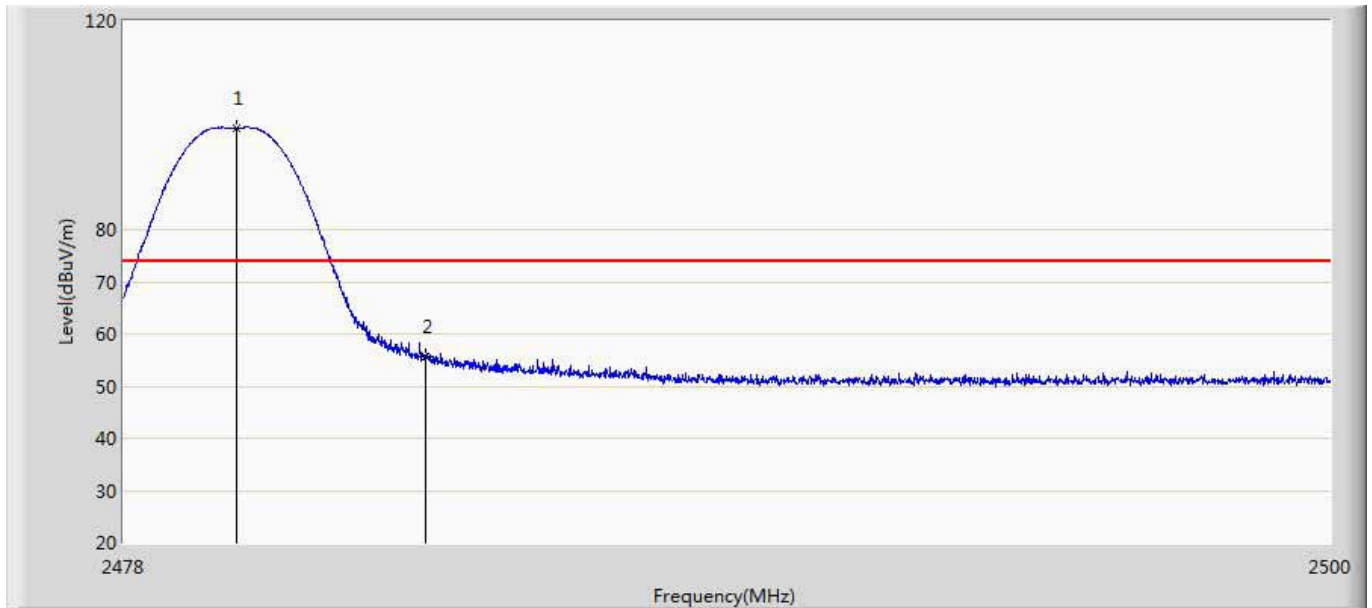
No	Mark	Frequency (MHz)	Measure Level (dBuV/m)	Reading Level (dBuV)	Over Limit (dB)	Limit (dBuV/m)	Factor (dB)	Type
1	*	2479.947	101.016	65.150	27.016	74.000	35.866	PK
2		2483.500	56.460	20.568	-17.540	74.000	35.891	PK

Engineer: YULIU	
Site: AC5	Time: 2019/03/25 - 11:40
Limit: FCC_Part15.209_RE(3m)	Margin: 0
Probe: Horn_3117_00167055(1-18GHz)	Polarity: Vertical
EUT: LED LAMP	Power: AC 120V/60Hz
Note: Mode1:Transmit at 2480Mhz by BLE	



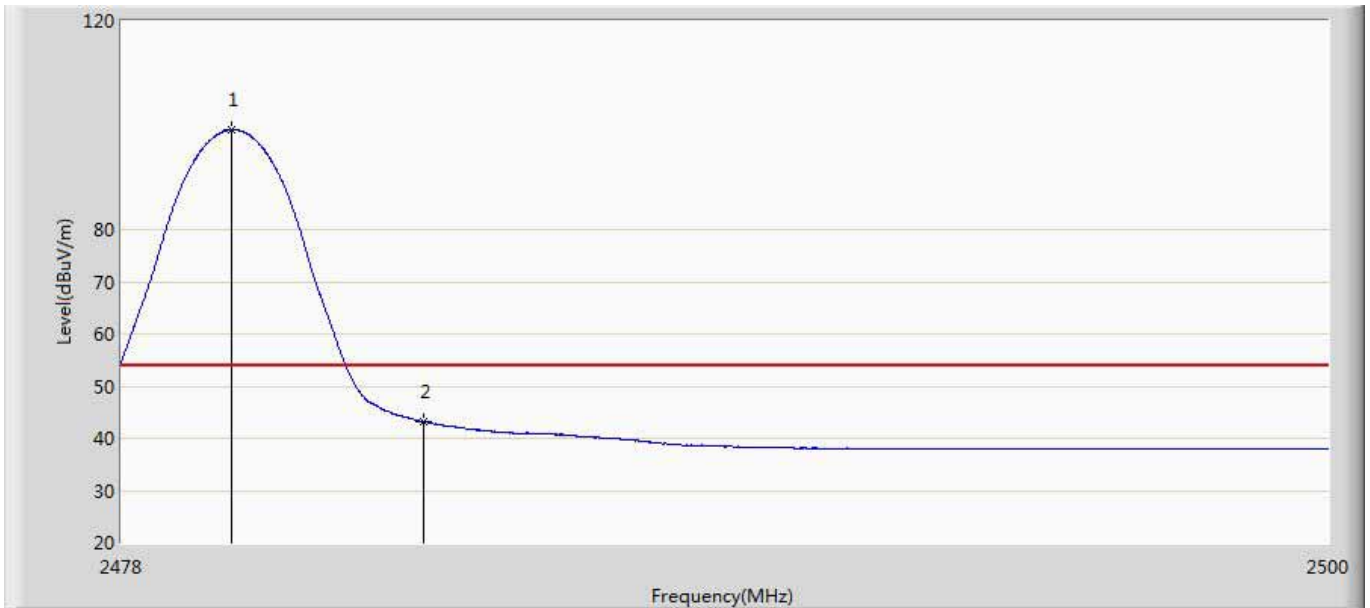
No	Mark	Frequency (MHz)	Measure Level (dBuV/m)	Reading Level (dBuV)	Over Limit (dB)	Limit (dBuV/m)	Factor (dB)	Type
1	*	2480.079	100.626	64.759	46.626	54.000	35.867	AV
2		2483.500	44.484	8.592	-9.516	54.000	35.891	AV

Engineer: YULIU	
Site: AC5	Time: 2019/03/25 - 11:42
Limit: FCC_Part15.209_RE(3m)	Margin: 0
Probe: Horn_3117_00167055(1-18GHz)	Polarity: Horizontal
EUT: LED LAMP	Power: AC 120V/60Hz
Note: Mode1:Transmit at 2480Mhz by BLE	



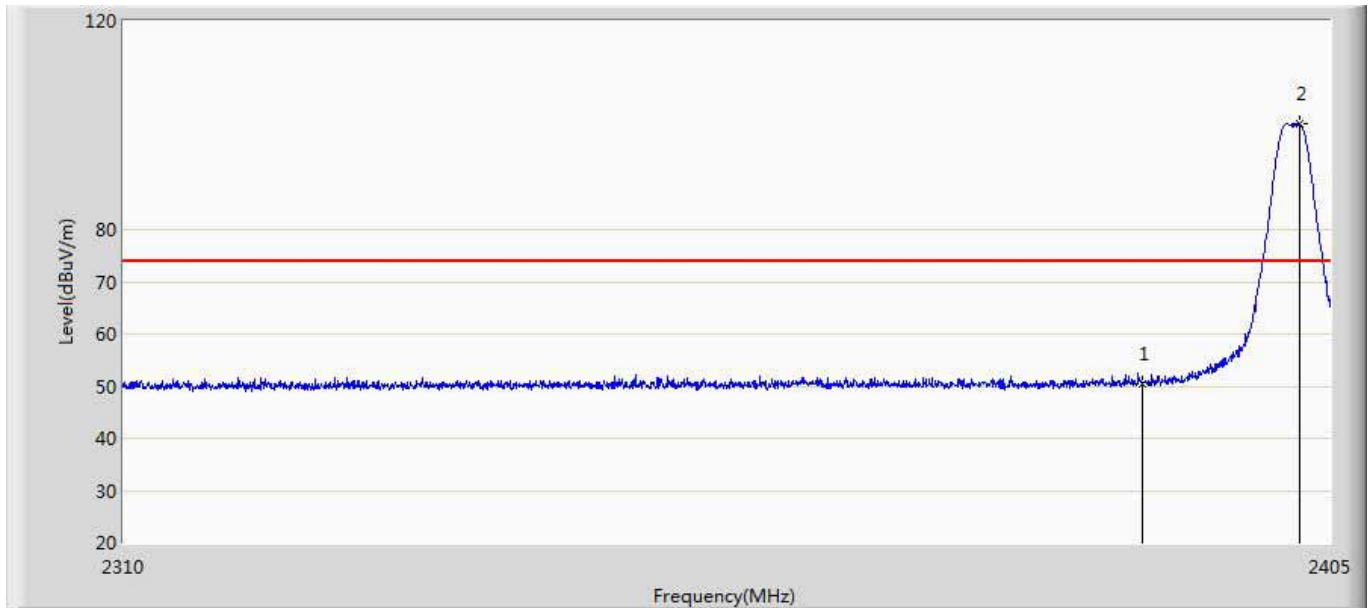
No	Mark	Frequency (MHz)	Measure Level (dBuV/m)	Reading Level (dBuV)	Over Limit (dB)	Limit (dBuV/m)	Factor (dB)	Type
1	*	2480.046	99.469	63.602	25.469	74.000	35.866	PK
2		2483.500	55.566	19.674	-18.434	74.000	35.891	PK

Engineer: YULIU	
Site: AC5	Time: 2019/03/25 - 11:44
Limit: FCC_Part15.209_RE(3m)	Margin: 0
Probe: Horn_3117_00167055(1-18GHz)	Polarity: Horizontal
EUT: LED LAMP	Power: AC 120V/60Hz
Note: Mode1:Transmit at 2480Mhz by BLE	



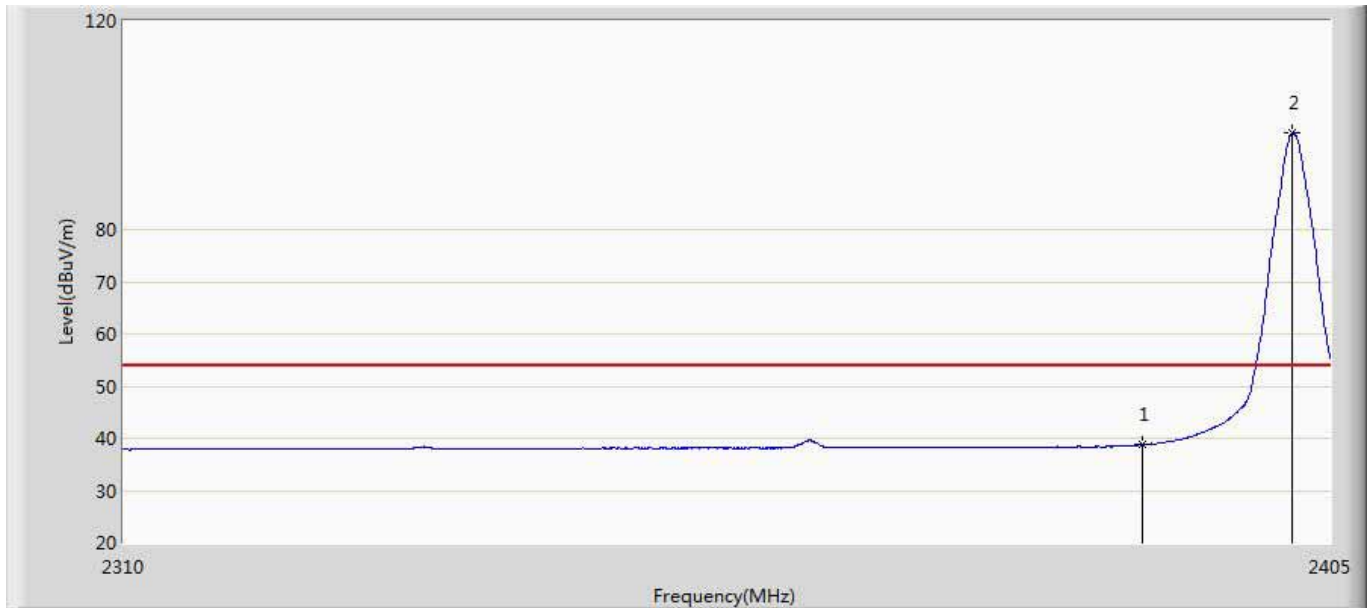
No	Mark	Frequency (MHz)	Measure Level (dBuV/m)	Reading Level (dBuV)	Over Limit (dB)	Limit (dBuV/m)	Factor (dB)	Type
1	*	2480.013	99.113	63.247	45.113	54.000	35.866	AV
2		2483.500	43.081	7.189	-10.919	54.000	35.891	AV

Engineer: YULIU	
Site: AC5	Time: 2019/03/25 - 20:42
Limit: FCC_Part15.209_RE(3m)	Margin: 0
Probe: Horn_3117_00167055(1-18GHz)	Polarity: Vertical
EUT: LED LAMP	Power: AC 120V/60Hz
Note: Mode 2:Transmit at 2402Mhz by 2LE	



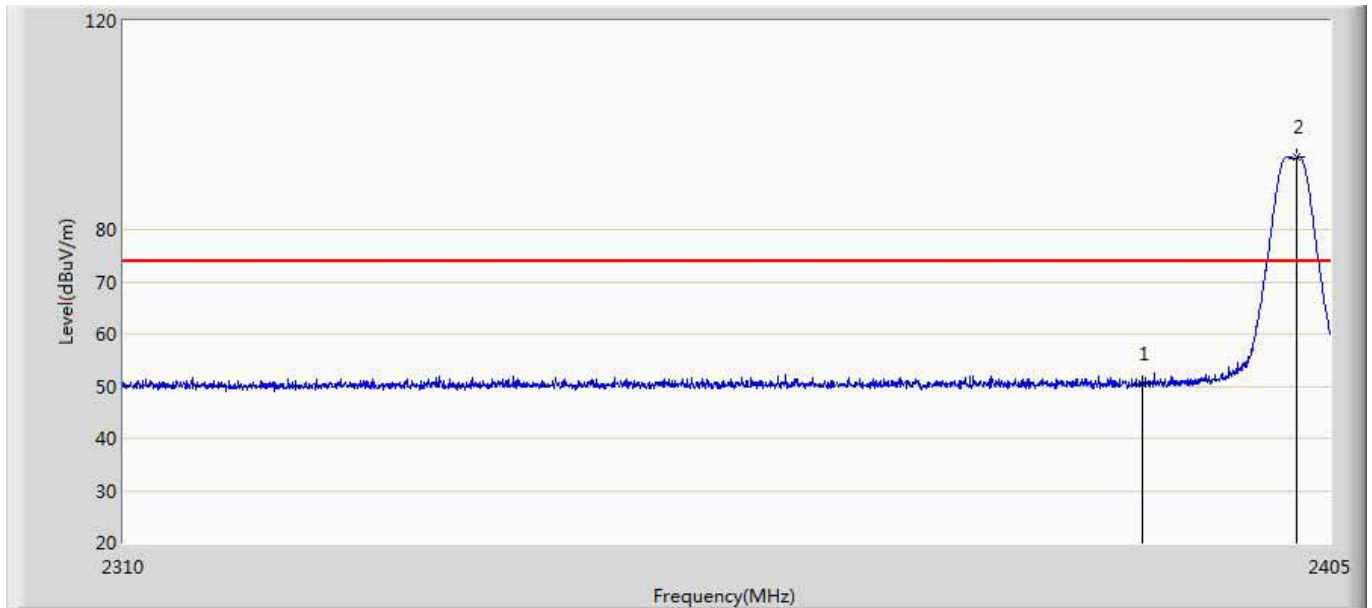
No	Mark	Frequency (MHz)	Measure Level (dBuV/m)	Reading Level (dBuV)	Over Limit (dB)	Limit (dBuV/m)	Factor (dB)	Type
1		2390.000	50.524	14.842	-23.476	74.000	35.682	PK
2	*	2402.530	100.200	64.486	26.200	74.000	35.714	PK

Engineer: YULIU	
Site: AC5	Time: 2019/03/25 - 20:47
Limit: FCC_Part15.209_RE(3m)	Margin: 0
Probe: Horn_3117_00167055(1-18GHz)	Polarity: Vertical
EUT: LED LAMP	Power: AC 120V/60Hz
Note: Mode 2:Transmit at 2402Mhz by 2LE	



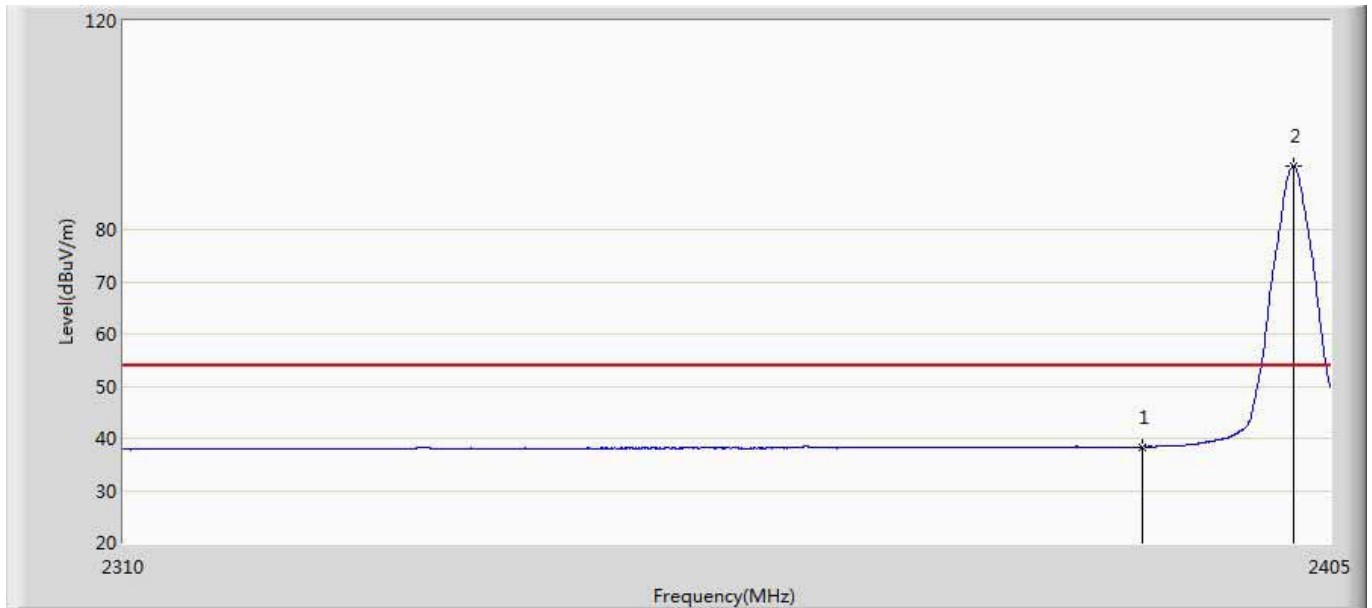
No	Mark	Frequency (MHz)	Measure Level (dBuV/m)	Reading Level (dBuV)	Over Limit (dB)	Limit (dBuV/m)	Factor (dB)	Type
1		2390.000	38.708	3.026	-15.292	54.000	35.682	AV
2	*	2402.008	98.446	62.733	44.446	54.000	35.712	AV

Engineer: YULIU	
Site: AC5	Time: 2019/03/25 - 20:48
Limit: FCC_Part15.209_RE(3m)	Margin: 0
Probe: Horn_3117_00167055(1-18GHz)	Polarity: Horizontal
EUT: LED LAMP	Power: AC 120V/60Hz
Note: Mode 2:Transmit at 2402Mhz by 2LE	



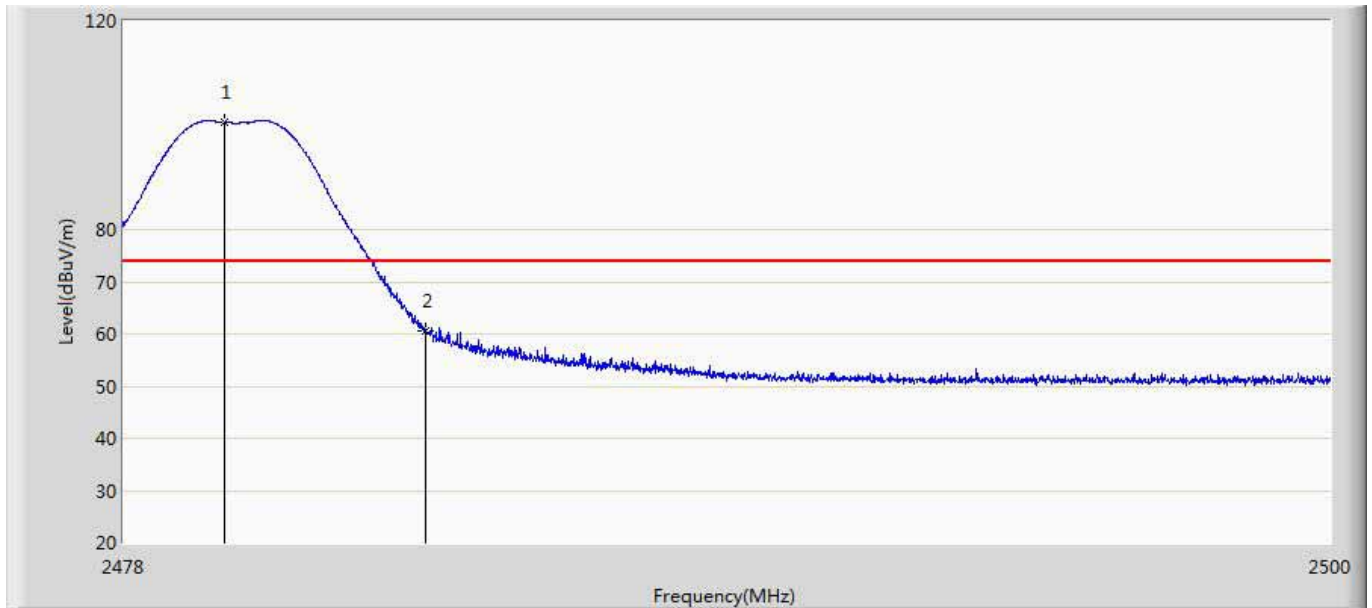
No	Mark	Frequency (MHz)	Measure Level (dBuV/m)	Reading Level (dBuV)	Over Limit (dB)	Limit (dBuV/m)	Factor (dB)	Type
1		2390.000	50.399	14.717	-23.601	74.000	35.682	PK
2	*	2402.340	93.773	58.059	19.773	74.000	35.714	PK

Engineer: YULIU	
Site: AC5	Time: 2019/03/25 - 20:52
Limit: FCC_Part15.209_RE(3m)	Margin: 0
Probe: Horn_3117_00167055(1-18GHz)	Polarity: Horizontal
EUT: LED LAMP	Power: AC 120V/60Hz
Note: Mode 2:Transmit at 2402Mhz by 2LE	



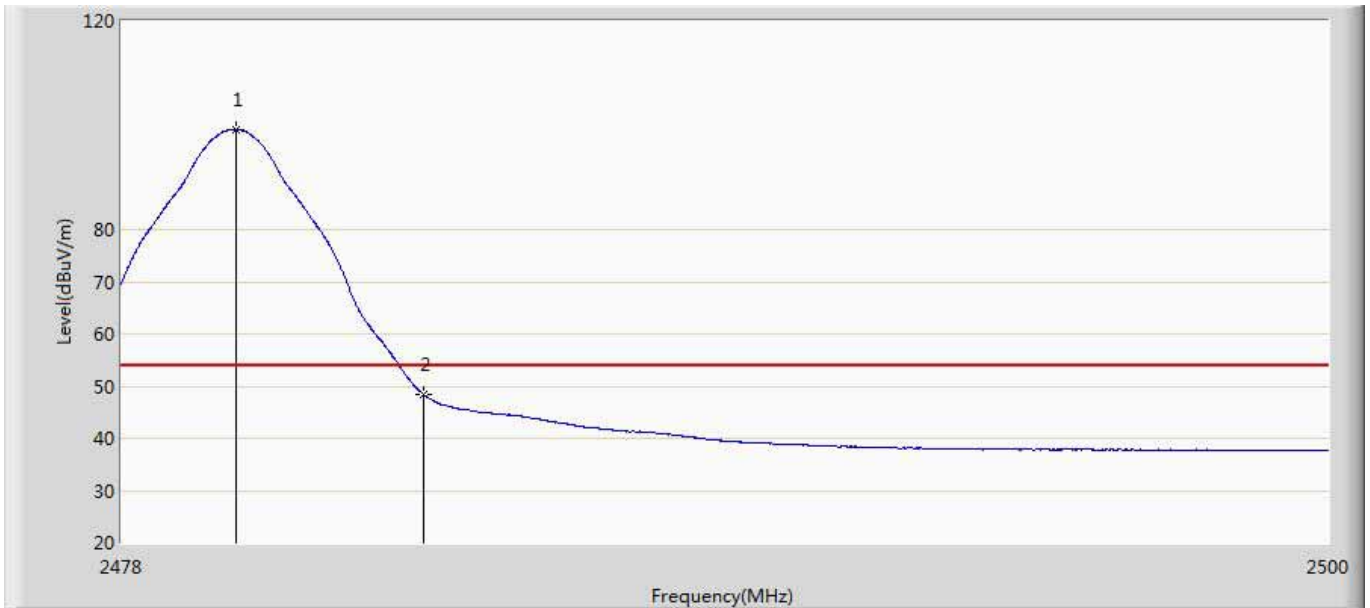
No	Mark	Frequency (MHz)	Measure Level (dBuV/m)	Reading Level (dBuV)	Over Limit (dB)	Limit (dBuV/m)	Factor (dB)	Type
1		2390.000	38.382	2.700	-15.618	54.000	35.682	AV
2	*	2402.055	92.167	56.454	38.167	54.000	35.712	AV

Engineer: YULIU	
Site: AC5	Time: 2019/03/25 - 20:55
Limit: FCC_Part15.209_RE(3m)	Margin: 0
Probe: Horn_3117_00167055(1-18GHz)	Polarity: Vertical
EUT: LED LAMP	Power: AC 120V/60Hz
Note: Mode 2:Transmit at 2480Mhz by 2LE	



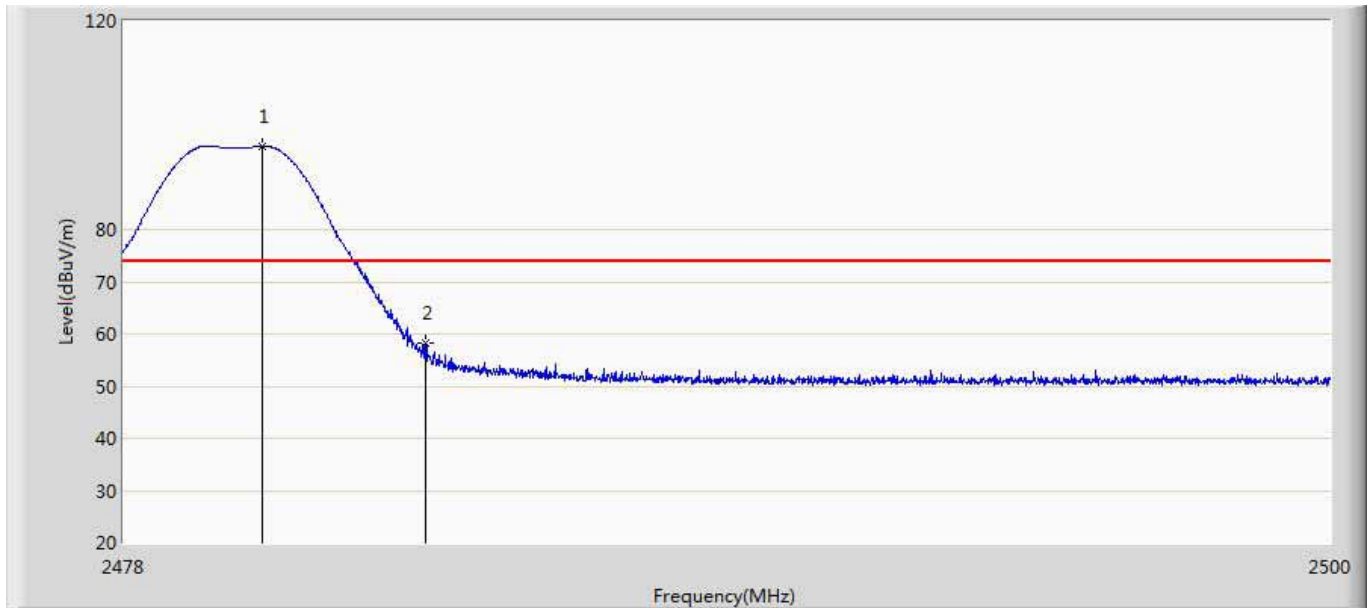
No	Mark	Frequency (MHz)	Measure Level (dBuV/m)	Reading Level (dBuV)	Over Limit (dB)	Limit (dBuV/m)	Factor (dB)	Type
1	*	2479.837	100.467	64.602	26.467	74.000	35.865	PK
2		2483.500	60.607	24.715	-13.393	74.000	35.891	PK

Engineer: YULIU	
Site: AC5	Time: 2019/03/25 - 21:07
Limit: FCC_Part15.209_RE(3m)	Margin: 0
Probe: Horn_3117_00167055(1-18GHz)	Polarity: Vertical
EUT: LED LAMP	Power: AC 120V/60Hz
Note: Mode 2:Transmit at 2480Mhz by 2LE	



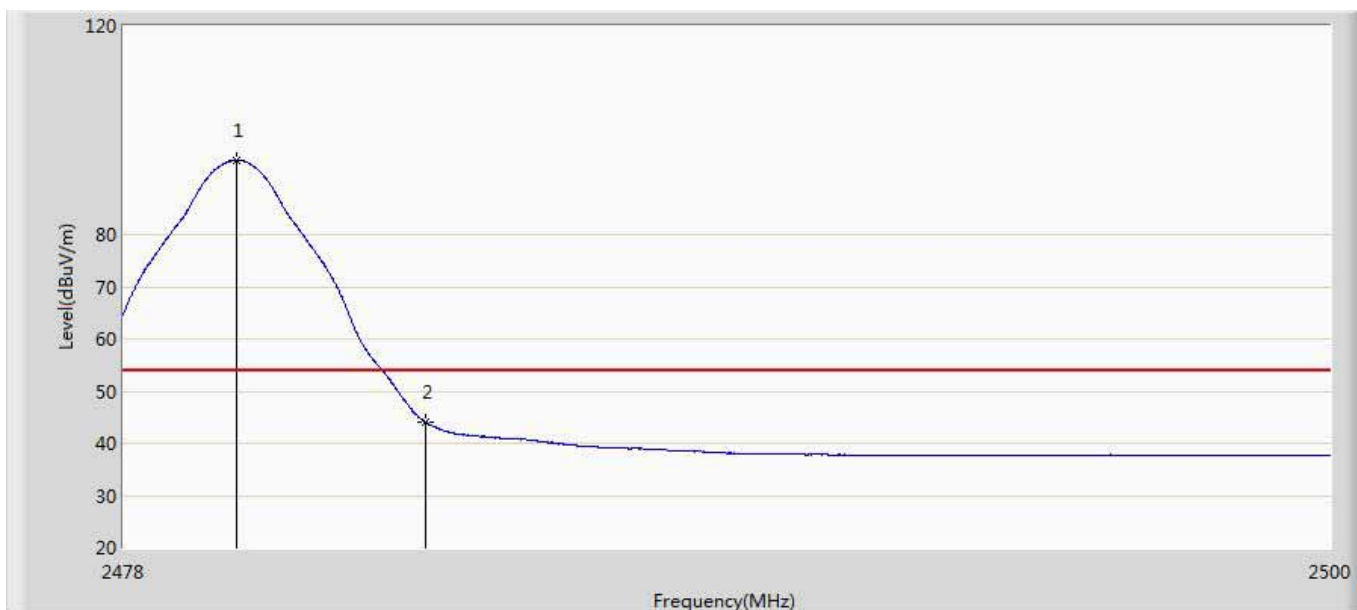
No	Mark	Frequency (MHz)	Measure Level (dBuV/m)	Reading Level (dBuV)	Over Limit (dB)	Limit (dBuV/m)	Factor (dB)	Type
1	*	2480.079	99.217	63.350	45.217	54.000	35.867	AV
2		2483.500	48.360	12.468	-5.640	54.000	35.891	AV

Engineer: YULIU	
Site: AC5	Time: 2019/03/25 - 21:09
Limit: FCC_Part15.209_RE(3m)	Margin: 0
Probe: Horn_3117_00167055(1-18GHz)	Polarity: Horizontal
EUT: LED LAMP	Power: AC 120V/60Hz
Note: Mode 2:Transmit at 2480Mhz by 2LE	



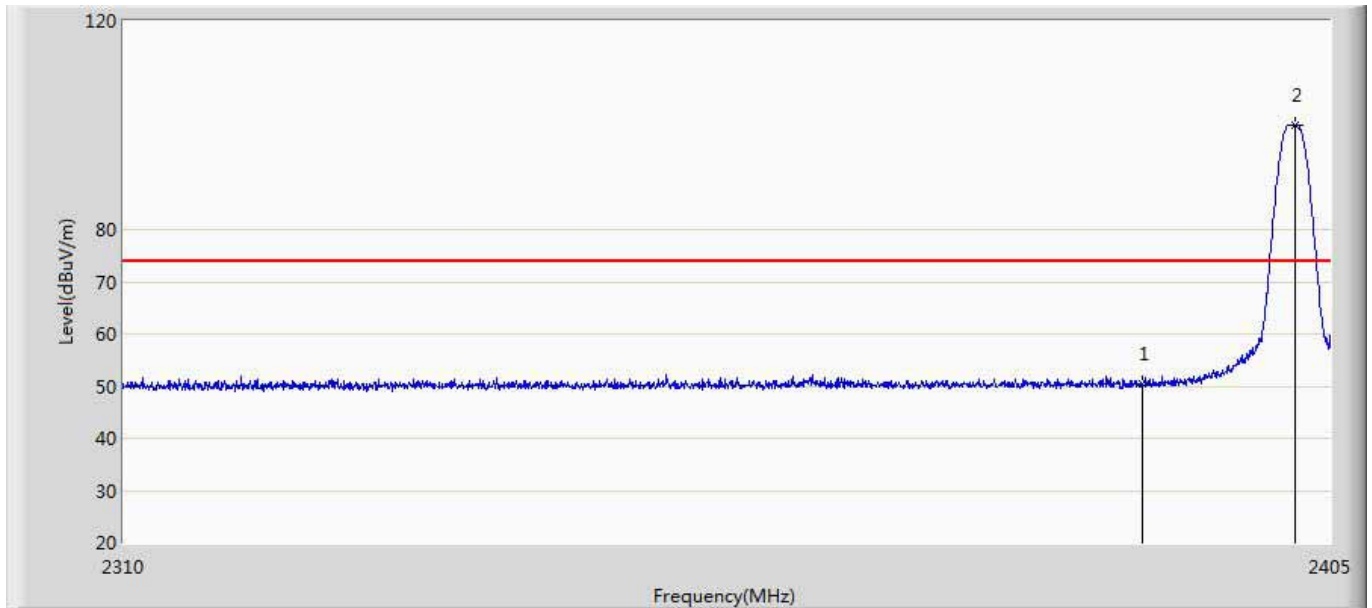
No	Mark	Frequency (MHz)	Measure Level (dBuV/m)	Reading Level (dBuV)	Over Limit (dB)	Limit (dBuV/m)	Factor (dB)	Type
1	*	2480.530	95.992	60.122	21.992	74.000	35.870	PK
2		2483.500	58.350	22.458	-15.650	74.000	35.891	PK

Engineer: YULIU	
Site: AC5	Time: 2019/03/25 - 21:11
Limit: FCC_Part15.209_RE(3m)	Margin: 0
Probe: Horn_3117_00167055(1-18GHz)	Polarity: Horizontal
EUT: LED LAMP	Power: AC 120V/60Hz
Note: Mode 2:Transmit at 2480Mhz by 2LE	



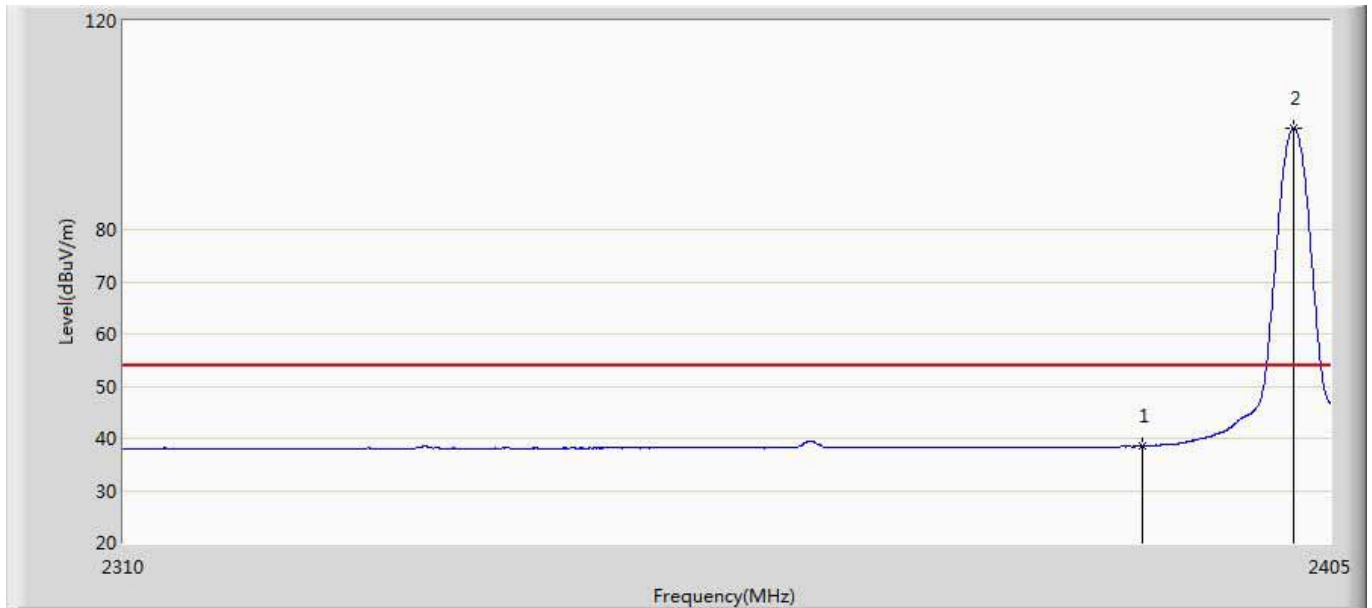
No	Mark	Frequency (MHz)	Measure Level (dBuV/m)	Reading Level (dBuV)	Over Limit (dB)	Limit (dBuV/m)	Factor (dB)	Type
1	*	2480.046	94.236	58.369	40.236	54.000	35.866	AV
2		2483.500	43.923	8.031	-10.077	54.000	35.891	AV

Engineer: YULIU	
Site: AC5	Time: 2019/03/25 - 21:14
Limit: FCC_Part15.209_RE(3m)	Margin: 0
Probe: Horn_3117_00167055(1-18GHz)	Polarity: Vertical
EUT: LED LAMP	Power: AC 120V/60Hz
Note: Mode 3:Transmit at 2402Mhz by Coding125	



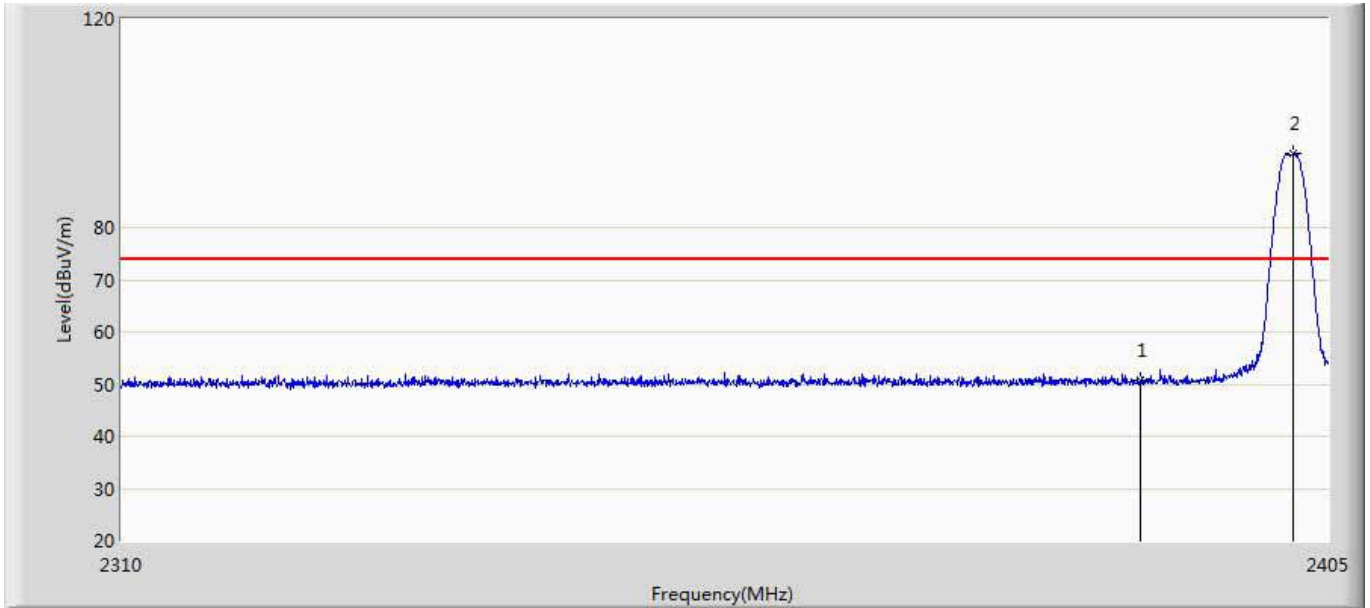
No	Mark	Frequency (MHz)	Measure Level (dBuV/m)	Reading Level (dBuV)	Over Limit (dB)	Limit (dBuV/m)	Factor (dB)	Type
1		2390.000	50.293	14.611	-23.707	74.000	35.682	PK
2	*	2402.245	99.991	64.278	25.991	74.000	35.714	PK

Engineer: YULIU	
Site: AC5	Time: 2019/03/25 - 21:17
Limit: FCC_Part15.209_RE(3m)	Margin: 0
Probe: Horn_3117_00167055(1-18GHz)	Polarity: Vertical
EUT: LED LAMP	Power: AC 120V/60Hz
Note: Mode 3:Transmit at 2402Mhz by Coding125	



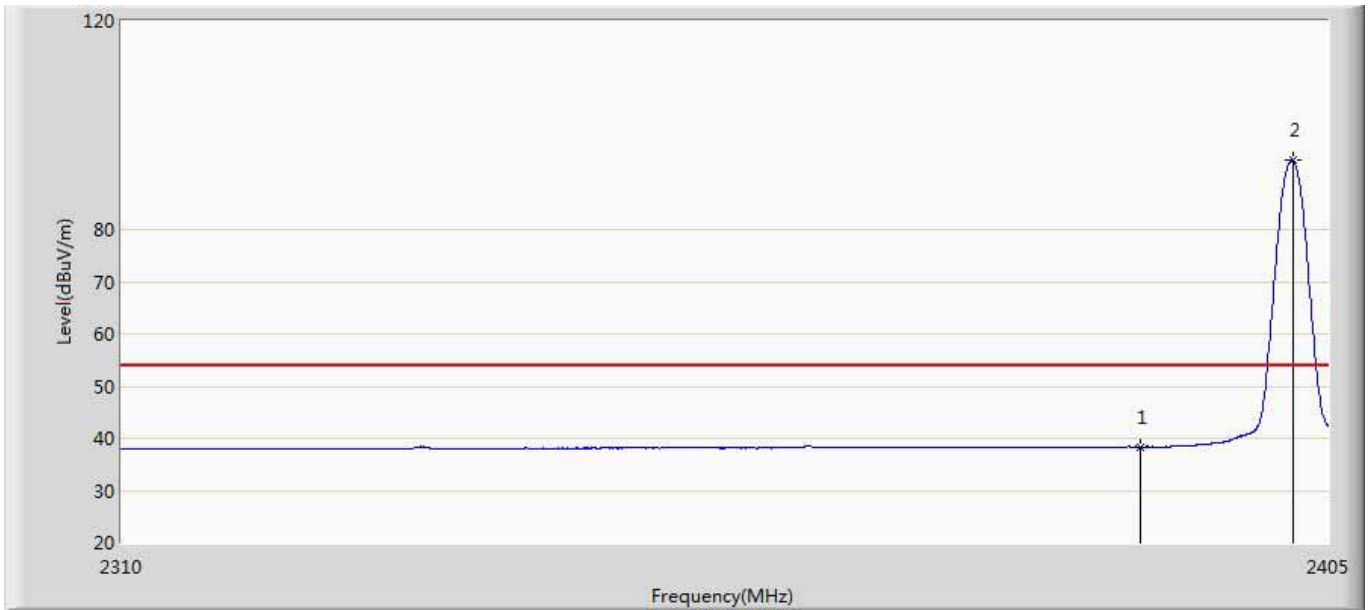
No	Mark	Frequency (MHz)	Measure Level (dBuV/m)	Reading Level (dBuV)	Over Limit (dB)	Limit (dBuV/m)	Factor (dB)	Type
1		2390.000	38.526	2.844	-15.474	54.000	35.682	AV
2	*	2402.103	99.373	63.660	45.373	54.000	35.713	AV

Engineer: YULIU	
Site: AC5	Time: 2019/03/25 - 21:19
Limit: FCC_Part15.209_RE(3m)	Margin: 0
Probe: Horn_3117_00167055(1-18GHz)	Polarity: Horizontal
EUT: LED LAMP	Power: AC 120V/60Hz
Note: Mode 3:Transmit at 2402Mhz by Coding125	



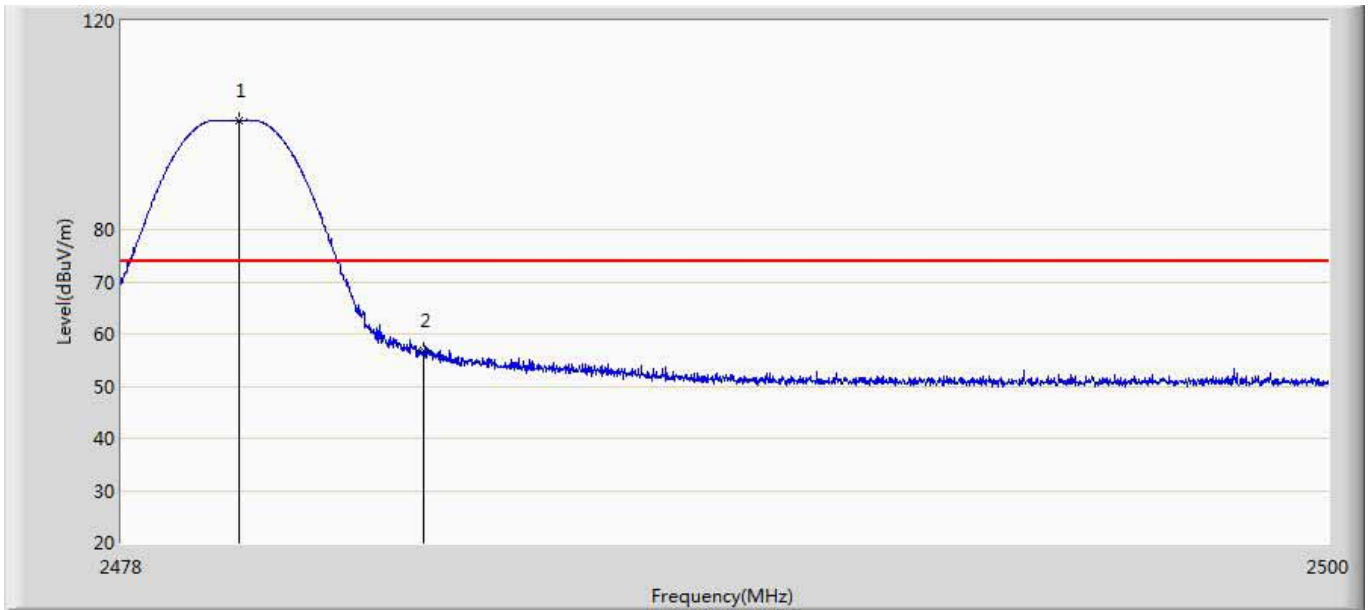
No	Mark	Frequency (MHz)	Measure Level (dBuV/m)	Reading Level (dBuV)	Over Limit (dB)	Limit (dBuV/m)	Factor (dB)	Type
1		2390.000	50.642	14.960	-23.358	74.000	35.682	PK
2	*	2402.198	94.068	58.355	20.068	74.000	35.714	PK

Engineer: YULIU	
Site: AC5	Time: 2019/03/25 - 21:21
Limit: FCC_Part15.209_RE(3m)	Margin: 0
Probe: Horn_3117_00167055(1-18GHz)	Polarity: Horizontal
EUT: LED LAMP	Power: AC 120V/60Hz
Note: Mode 3:Transmit at 2402Mhz by Coding125	



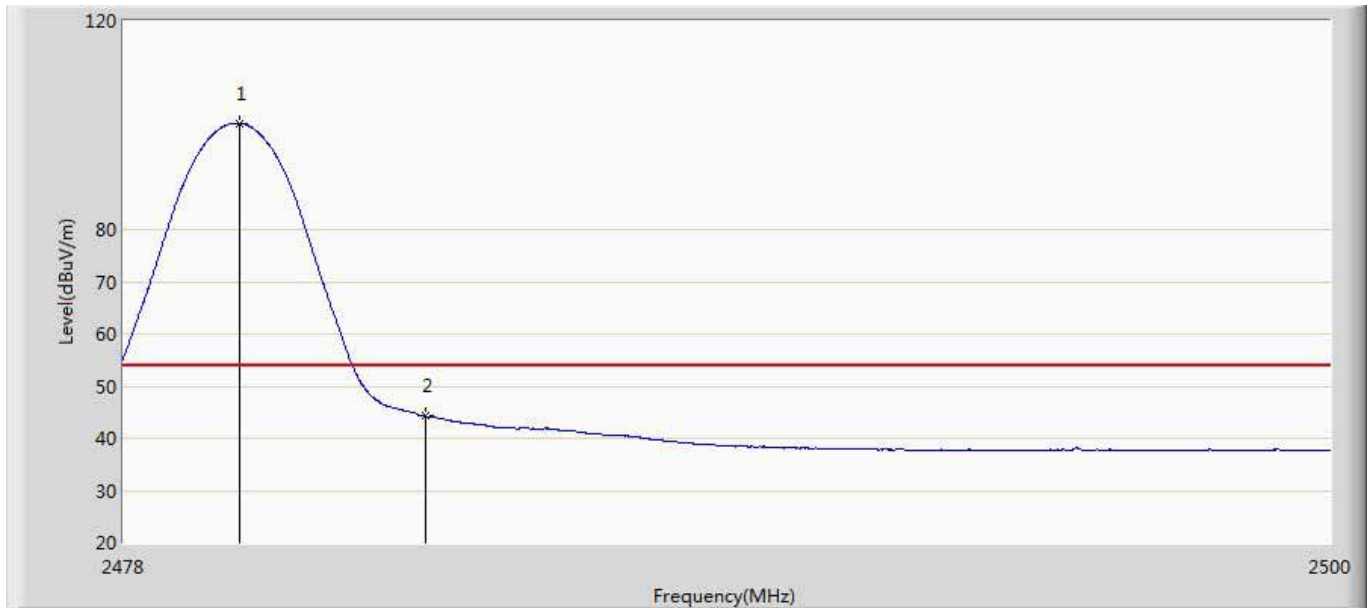
No	Mark	Frequency (MHz)	Measure Level (dBuV/m)	Reading Level (dBuV)	Over Limit (dB)	Limit (dBuV/m)	Factor (dB)	Type
1		2390.000	38.350	2.668	-15.650	54.000	35.682	AV
2	*	2402.198	93.341	57.628	39.341	54.000	35.714	AV

Engineer: YULIU	
Site: AC5	Time: 2019/03/25 - 21:23
Limit: FCC_Part15.209_RE(3m)	Margin: 0
Probe: Horn_3117_00167055(1-18GHz)	Polarity: Vertical
EUT: LED LAMP	Power: AC 120V/60Hz
Note: Mode 3:Transmit at 2480Mhz by Coding125	



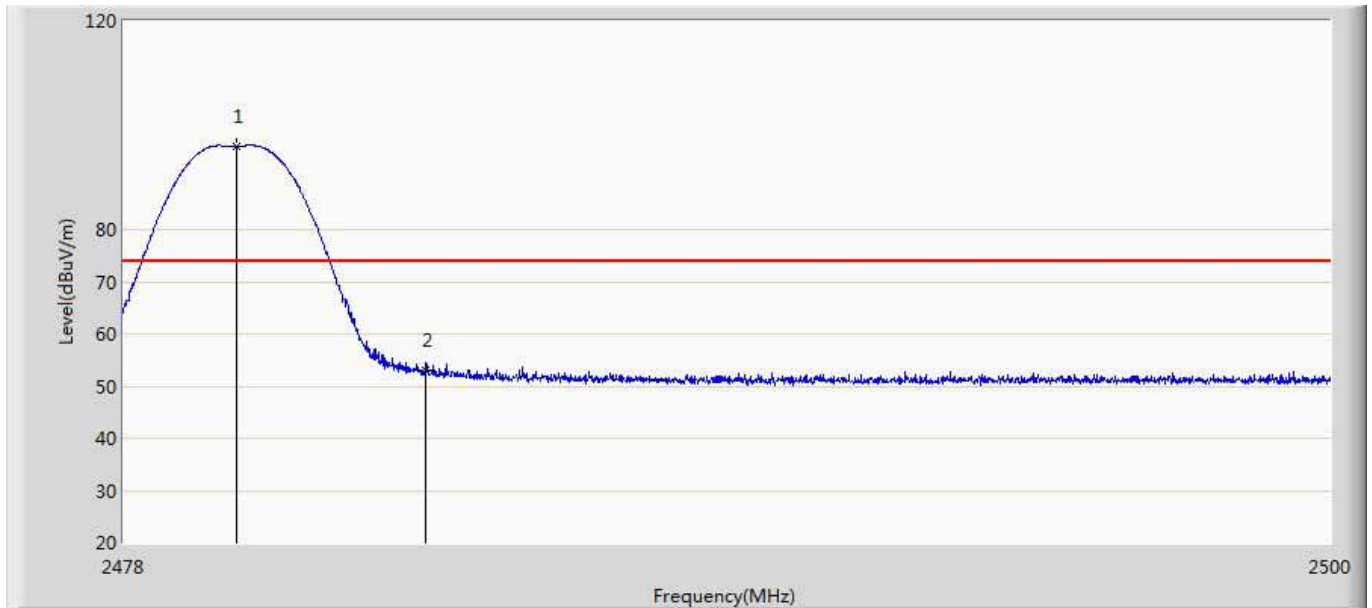
No	Mark	Frequency (MHz)	Measure Level (dBuV/m)	Reading Level (dBuV)	Over Limit (dB)	Limit (dBuV/m)	Factor (dB)	Type
1	*	2480.145	100.920	65.053	26.920	74.000	35.867	PK
2		2483.500	56.814	20.922	-17.186	74.000	35.891	PK

Engineer: YULIU	
Site: AC5	Time: 2019/03/25 - 21:27
Limit: FCC_Part15.209_RE(3m)	Margin: 0
Probe: Horn_3117_00167055(1-18GHz)	Polarity: Vertical
EUT: LED LAMP	Power: AC 120V/60Hz
Note: Mode 3:Transmit at 2480Mhz by Coding125	



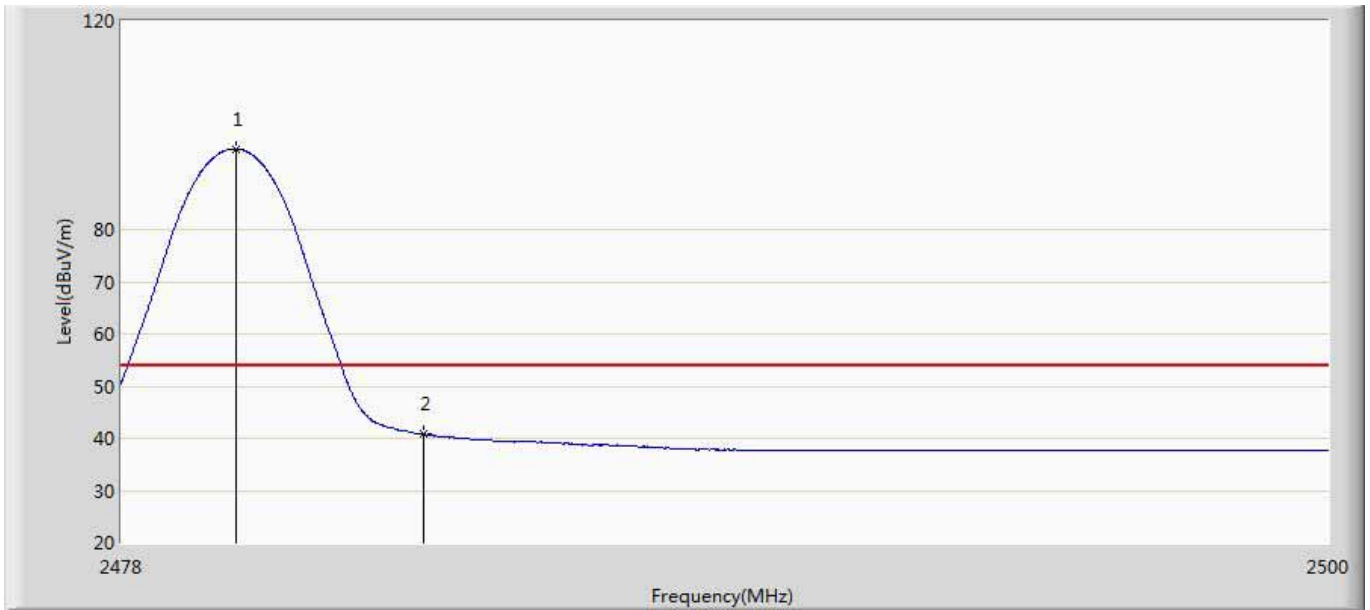
No	Mark	Frequency (MHz)	Measure Level (dBuV/m)	Reading Level (dBuV)	Over Limit (dB)	Limit (dBuV/m)	Factor (dB)	Type
1	*	2480.112	100.395	64.528	46.395	54.000	35.867	AV
2		2483.500	44.242	8.350	-9.758	54.000	35.891	AV

Engineer: YULIU	
Site: AC5	Time: 2019/03/25 - 21:28
Limit: FCC_Part15.209_RE(3m)	Margin: 0
Probe: Horn_3117_00167055(1-18GHz)	Polarity: Horizontal
EUT: LED LAMP	Power: AC 120V/60Hz
Note: Mode 3:Transmit at 2480Mhz by Coding125	



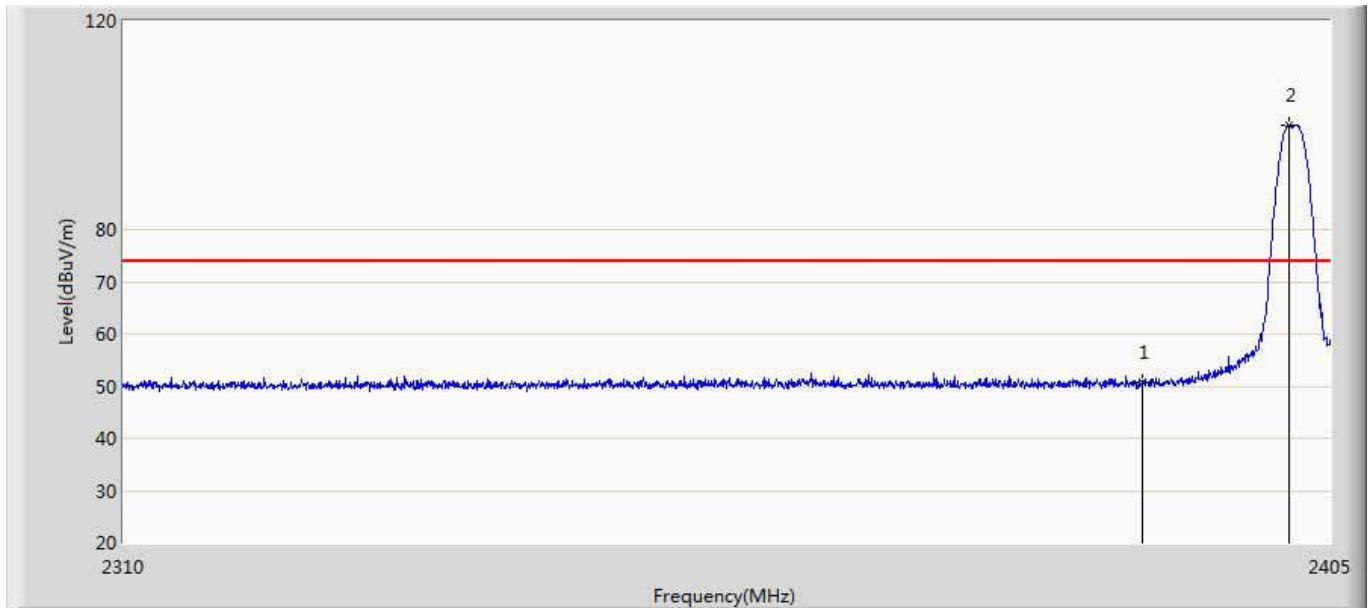
No	Mark	Frequency (MHz)	Measure Level (dBuV/m)	Reading Level (dBuV)	Over Limit (dB)	Limit (dBuV/m)	Factor (dB)	Type
1	*	2480.046	95.953	60.086	21.953	74.000	35.866	PK
2		2483.500	53.083	17.191	-20.917	74.000	35.891	PK

Engineer: YULIU	
Site: AC5	Time: 2019/03/25 - 21:32
Limit: FCC_Part15.209_RE(3m)	Margin: 0
Probe: Horn_3117_00167055(1-18GHz)	Polarity: Horizontal
EUT: LED LAMP	Power: AC 120V/60Hz
Note: Mode 3:Transmit at 2480Mhz by Coding125	



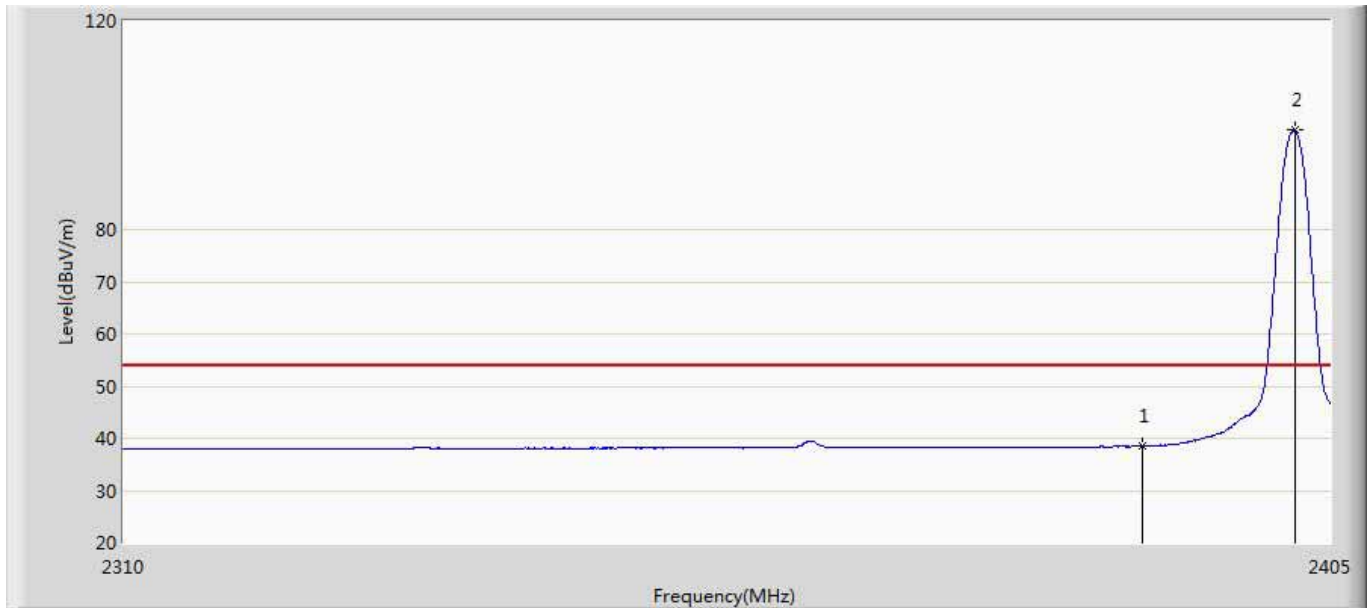
No	Mark	Frequency (MHz)	Measure Level (dBuV/m)	Reading Level (dBuV)	Over Limit (dB)	Limit (dBuV/m)	Factor (dB)	Type
1	*	2480.079	95.489	59.622	41.489	54.000	35.867	AV
2		2483.500	40.787	4.895	-13.213	54.000	35.891	AV

Engineer: YULIU	
Site: AC5	Time: 2019/03/25 - 21:35
Limit: FCC_Part15.209_RE(3m)	Margin: 0
Probe: Horn_3117_00167055(1-18GHz)	Polarity: Vertical
EUT: LED LAMP	Power: AC 120V/60Hz
Note: Mode 4:Transmit at 2402Mhz by Coding500	



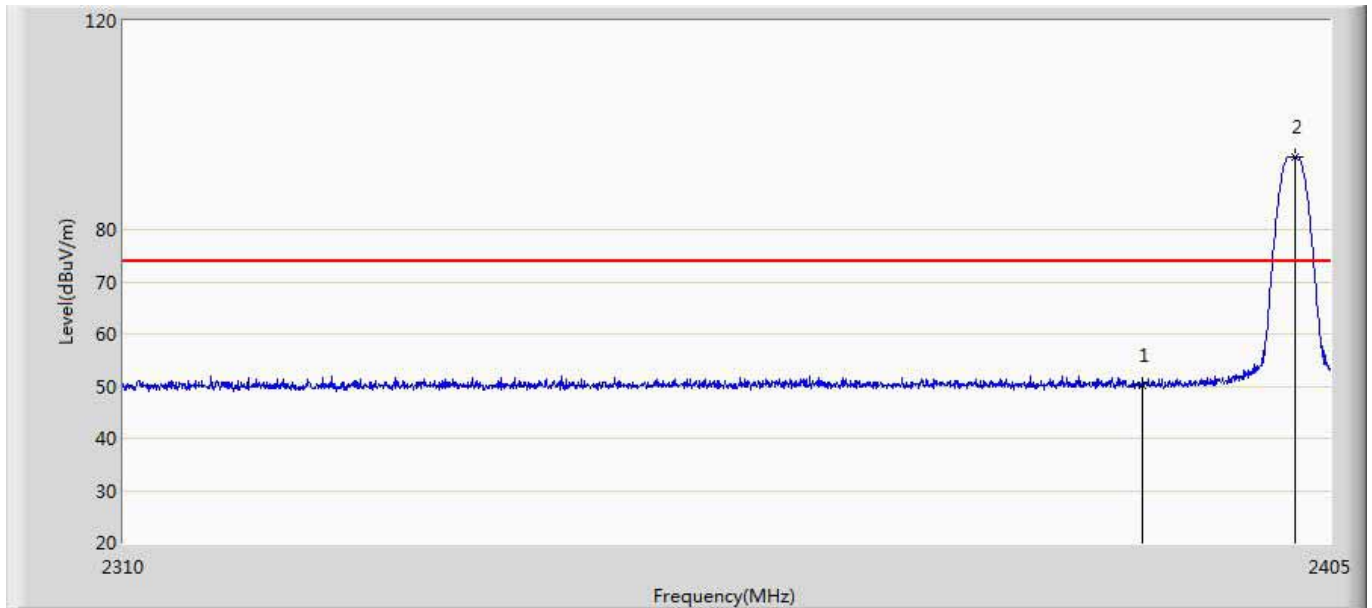
No	Mark	Frequency (MHz)	Measure Level (dBuV/m)	Reading Level (dBuV)	Over Limit (dB)	Limit (dBuV/m)	Factor (dB)	Type
1		2390.000	50.850	15.168	-23.150	74.000	35.682	PK
2	*	2401.770	100.011	64.299	26.011	74.000	35.712	PK

Engineer: YULIU	
Site: AC5	Time: 2019/03/25 - 21:37
Limit: FCC_Part15.209_RE(3m)	Margin: 0
Probe: Horn_3117_00167055(1-18GHz)	Polarity: Vertical
EUT: LED LAMP	Power: AC 120V/60Hz
Note: Mode 4:Transmit at 2402Mhz by Coding500	



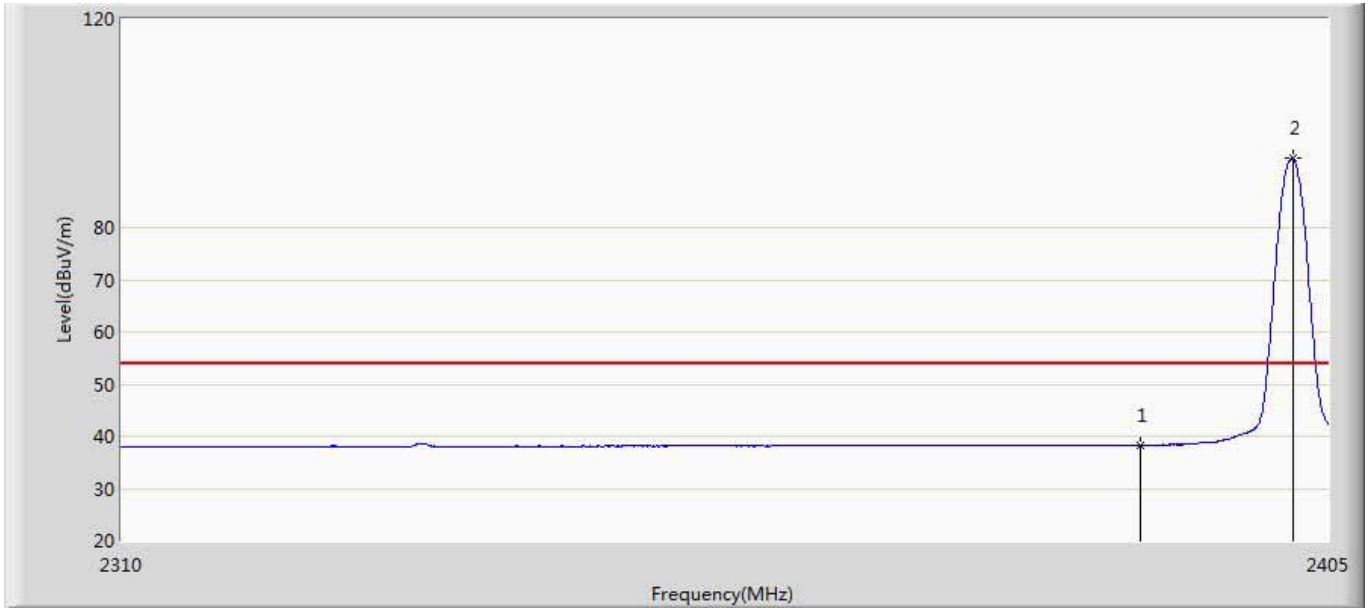
No	Mark	Frequency (MHz)	Measure Level (dBuV/m)	Reading Level (dBuV)	Over Limit (dB)	Limit (dBuV/m)	Factor (dB)	Type
1		2390.000	38.516	2.834	-15.484	54.000	35.682	AV
2	*	2402.198	99.152	63.439	45.152	54.000	35.714	AV

Engineer: YULIU	
Site: AC5	Time: 2019/03/25 - 21:39
Limit: FCC_Part15.209_RE(3m)	Margin: 0
Probe: Horn_3117_00167055(1-18GHz)	Polarity: Horizontal
EUT: LED LAMP	Power: AC 120V/60Hz
Note: Mode 4:Transmit at 2402Mhz by Coding500	



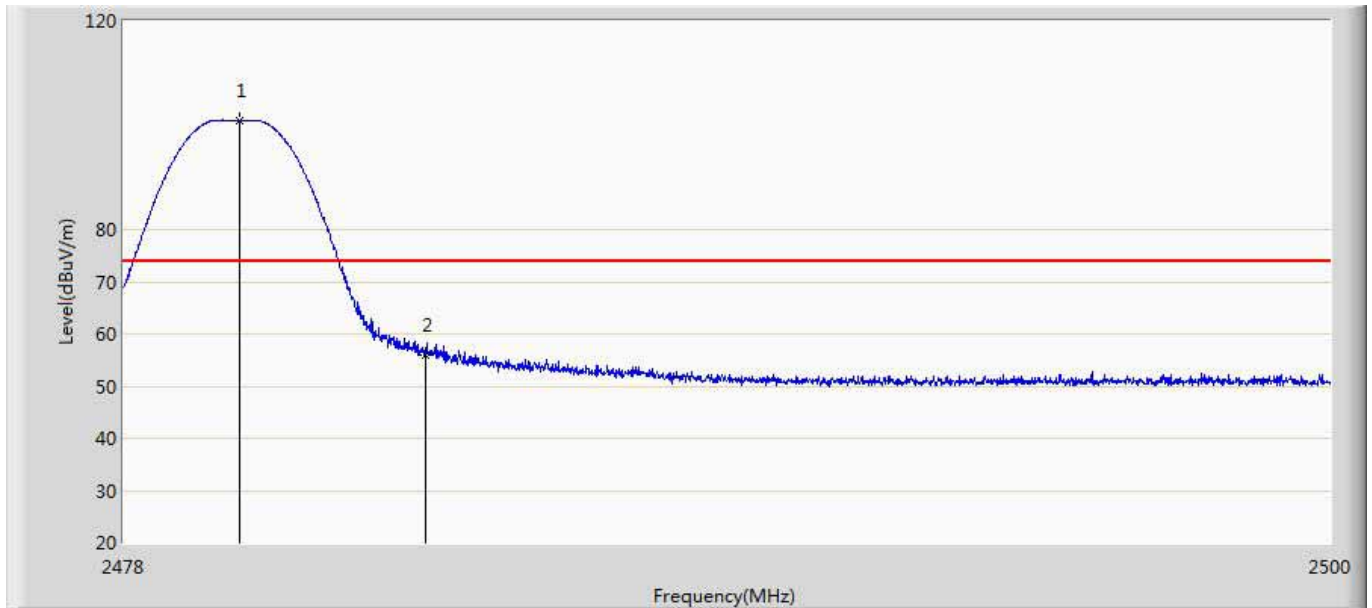
No	Mark	Frequency (MHz)	Measure Level (dBuV/m)	Reading Level (dBuV)	Over Limit (dB)	Limit (dBuV/m)	Factor (dB)	Type
1		2390.000	50.148	14.466	-23.852	74.000	35.682	PK
2	*	2402.198	93.957	58.244	19.957	74.000	35.714	PK

Engineer: YULIU	
Site: AC5	Time: 2019/03/25 - 21:41
Limit: FCC_Part15.209_RE(3m)	Margin: 0
Probe: Horn_3117_00167055(1-18GHz)	Polarity: Horizontal
EUT: LED LAMP	Power: AC 120V/60Hz
Note: Mode 4:Transmit at 2402Mhz by Coding500	



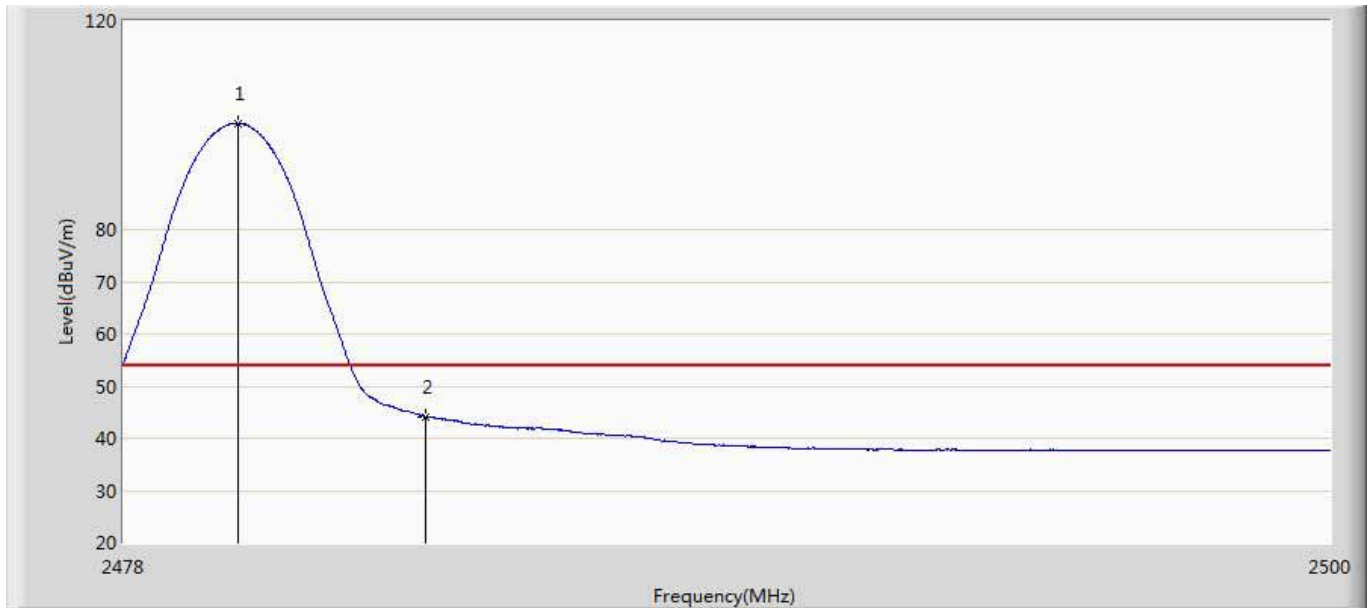
No	Mark	Frequency (MHz)	Measure Level (dBuV/m)	Reading Level (dBuV)	Over Limit (dB)	Limit (dBuV/m)	Factor (dB)	Type
1		2390.000	38.314	2.632	-15.686	54.000	35.682	AV
2	*	2402.198	93.201	57.488	39.201	54.000	35.714	AV

Engineer: YULIU	
Site: AC5	Time: 2019/03/25 - 21:43
Limit: FCC_Part15.209_RE(3m)	Margin: 0
Probe: Horn_3117_00167055(1-18GHz)	Polarity: Vertical
EUT: LED LAMP	Power: AC 120V/60Hz
Note: Mode 4:Transmit at 2480Mhz by Coding500	



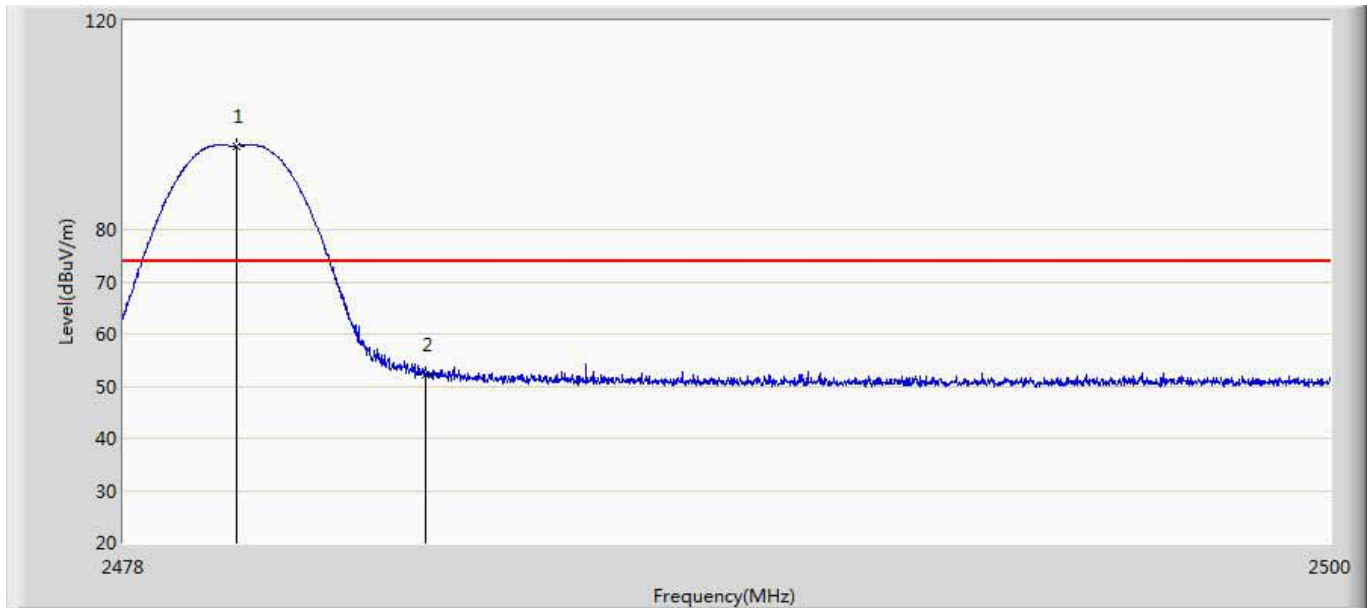
No	Mark	Frequency (MHz)	Measure Level (dBuV/m)	Reading Level (dBuV)	Over Limit (dB)	Limit (dBuV/m)	Factor (dB)	Type
1	*	2480.112	100.915	65.048	26.915	74.000	35.867	PK
2		2483.500	55.942	20.050	-18.058	74.000	35.891	PK

Engineer: YULIU	
Site: AC5	Time: 2019/03/25 - 21:45
Limit: FCC_Part15.209_RE(3m)	Margin: 0
Probe: Horn_3117_00167055(1-18GHz)	Polarity: Vertical
EUT: LED LAMP	Power: AC 120V/60Hz
Note: Mode 4:Transmit at 2480Mhz by Coding500	



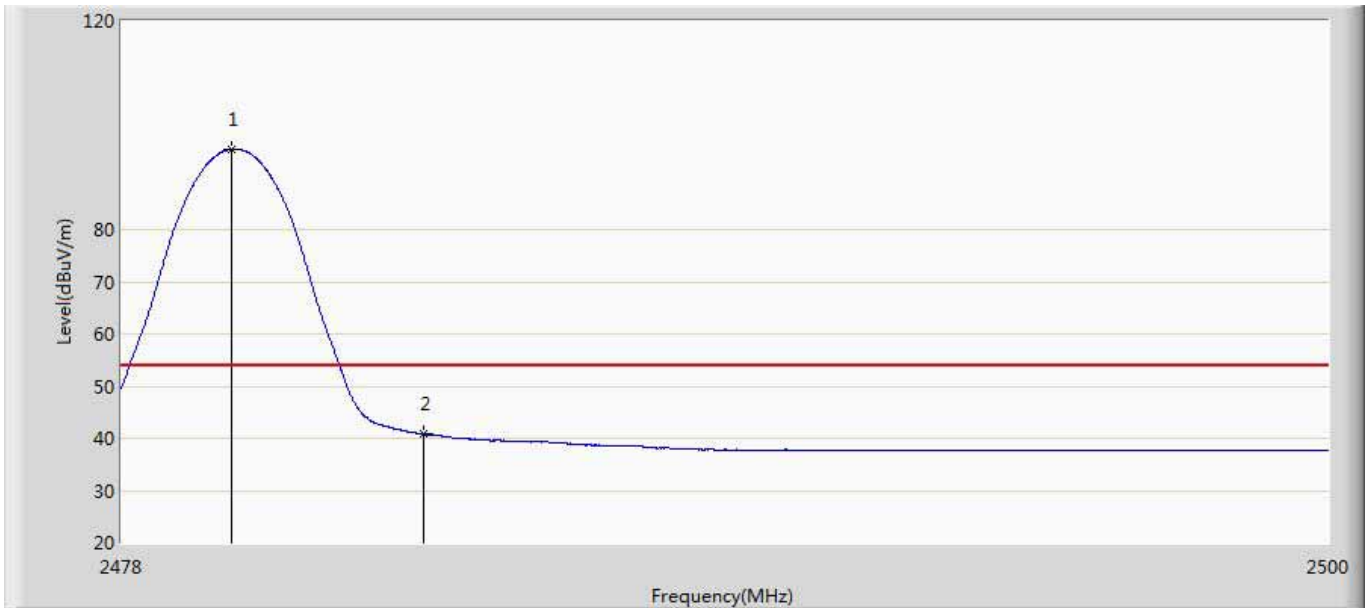
No	Mark	Frequency (MHz)	Measure Level (dBuV/m)	Reading Level (dBuV)	Over Limit (dB)	Limit (dBuV/m)	Factor (dB)	Type
1	*	2480.079	100.353	64.486	46.353	54.000	35.867	AV
2		2483.500	44.150	8.258	-9.850	54.000	35.891	AV

Engineer: YULIU	
Site: AC5	Time: 2019/03/25 - 21:48
Limit: FCC_Part15.209_RE(3m)	Margin: 0
Probe: Horn_3117_00167055(1-18GHz)	Polarity: Horizontal
EUT: LED LAMP	Power: AC 120V/60Hz
Note: Mode 4:Transmit at 2480Mhz by Coding500	



No	Mark	Frequency (MHz)	Measure Level (dBuV/m)	Reading Level (dBuV)	Over Limit (dB)	Limit (dBuV/m)	Factor (dB)	Type
1	*	2480.046	96.072	60.205	22.072	74.000	35.866	PK
2		2483.500	52.193	16.301	-21.807	74.000	35.891	PK

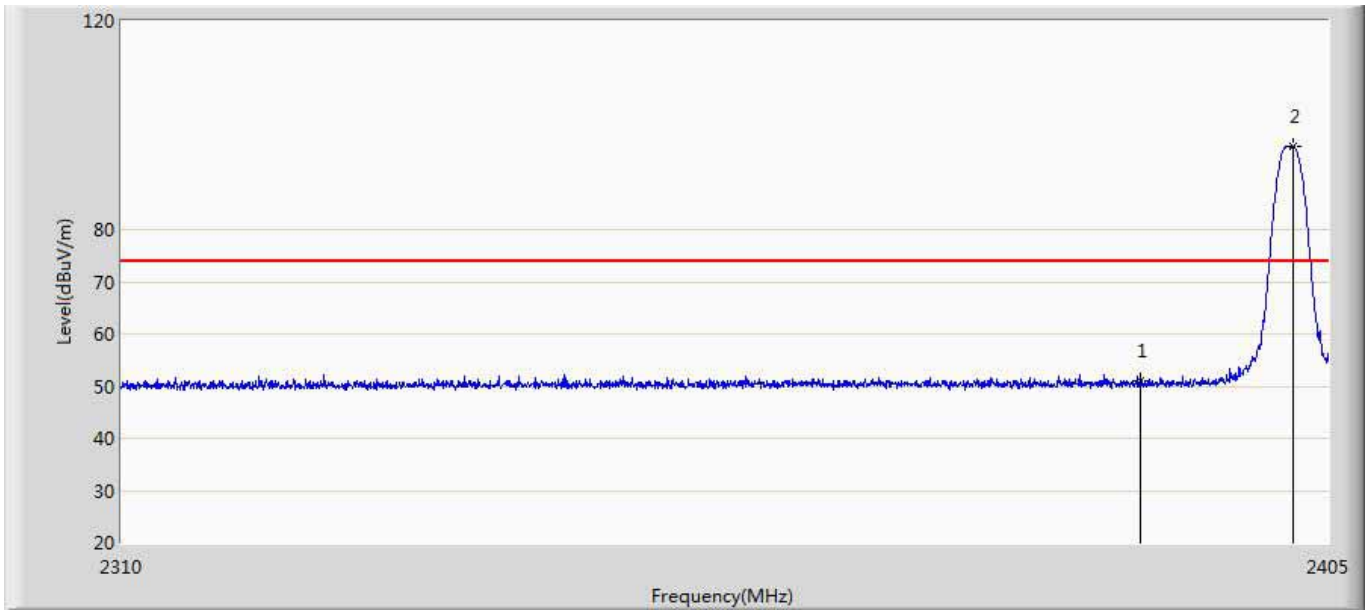
Engineer: YULIU	
Site: AC5	Time: 2019/03/25 - 21:51
Limit: FCC_Part15.209_RE(3m)	Margin: 0
Probe: Horn_3117_00167055(1-18GHz)	Polarity: Horizontal
EUT: LED LAMP	Power: AC 120V/60Hz
Note: Mode 4:Transmit at 2480Mhz by Coding500	



No	Mark	Frequency (MHz)	Measure Level (dBuV/m)	Reading Level (dBuV)	Over Limit (dB)	Limit (dBuV/m)	Factor (dB)	Type
1	*	2480.013	95.417	59.551	41.417	54.000	35.866	AV
2		2483.500	40.741	4.849	-13.259	54.000	35.891	AV

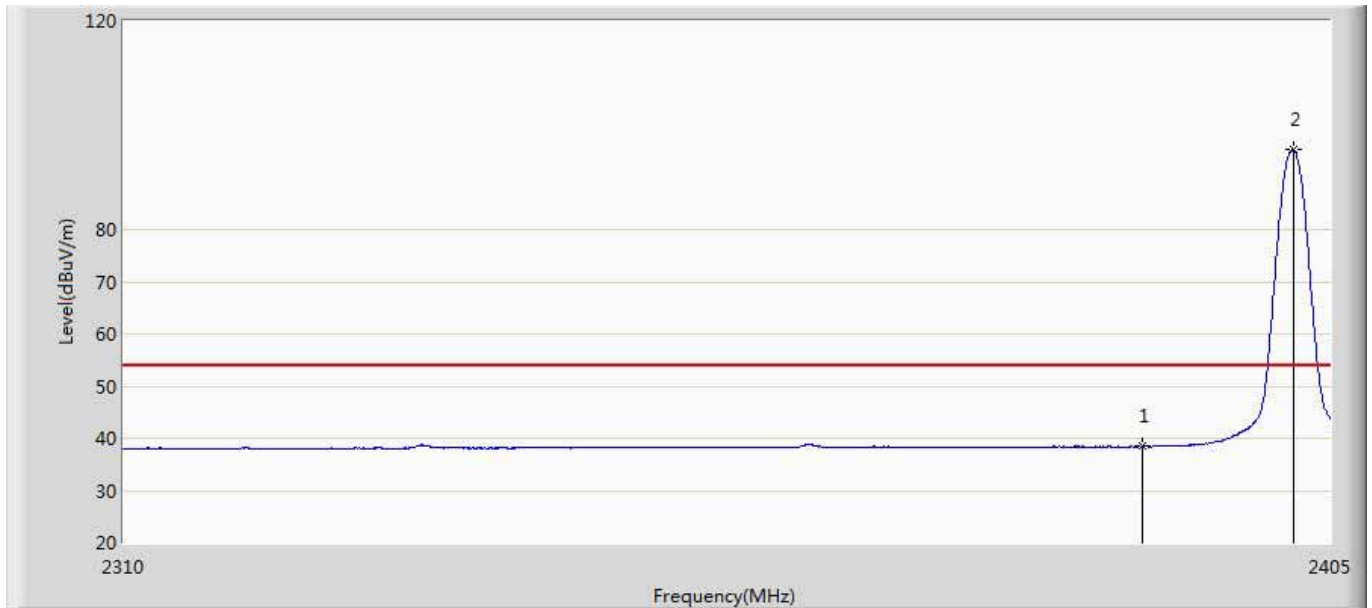
Diodes:

Engineer: YULIU	
Site: AC5	Time: 2019/03/08 - 15:56
Limit: FCC_Part15.209_RE(3m)	Margin: 0
Probe: Horn_3117_00167055(1-18GHz)	Polarity: Vertical
EUT: LED LAMP	Power: AC 120V/60Hz
Note: Mode1:Transmit at 2402Mhz by BLE	



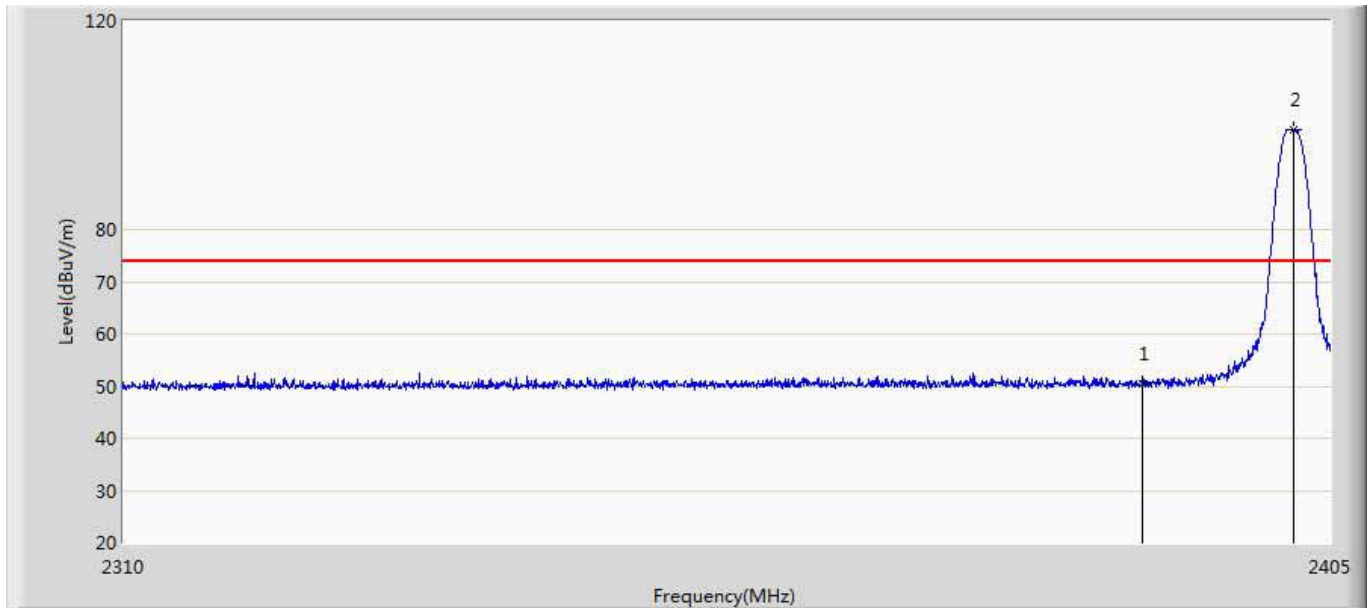
No	Mark	Frequency (MHz)	Measure Level (dBuV/m)	Reading Level (dBuV)	Over Limit (dB)	Limit (dBuV/m)	Factor (dB)	Type
1		2390.000	51.007	15.325	-22.993	74.000	35.682	PK
2	*	2402.150	95.938	60.225	21.938	74.000	35.713	PK

Engineer: YULIU	
Site: AC5	Time: 2019/04/01 - 20:48
Limit: FCC_Part15.209_RE(3m)	Margin: 0
Probe: Horn_3117_00167055(1-18GHz)	Polarity: Vertical
EUT: LED LAMP	Power: AC 120V/60Hz
Note: Mode1:Transmit at 2402Mhz by BLE	



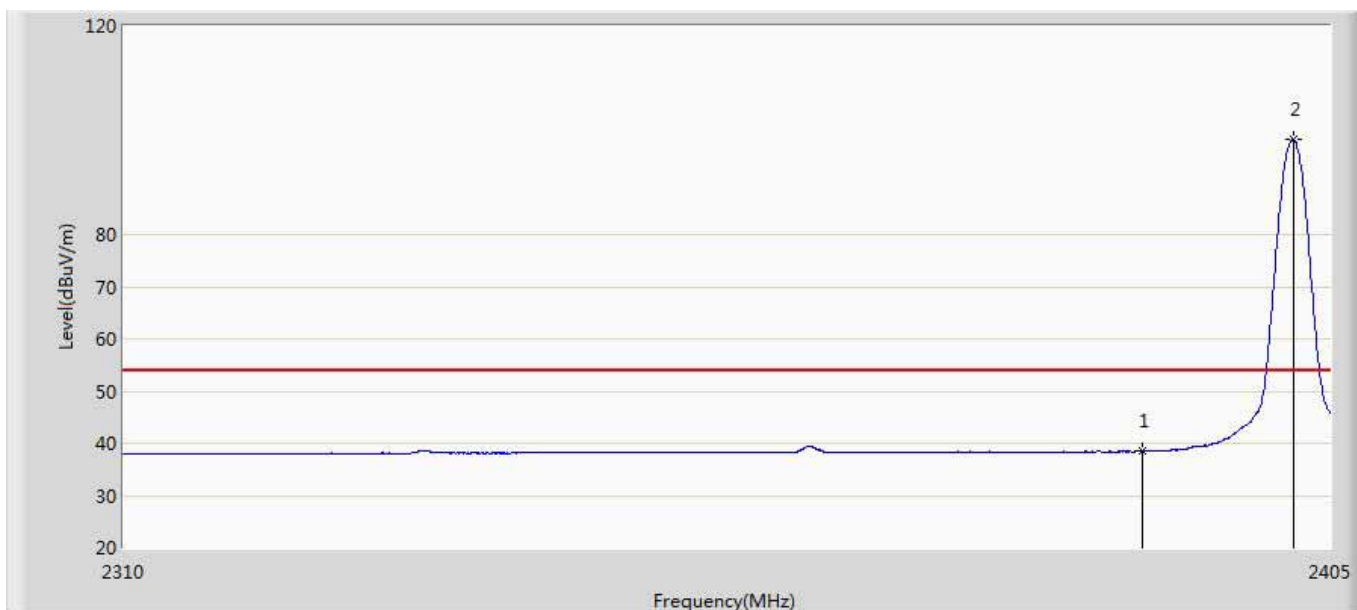
No	Mark	Frequency (MHz)	Measure Level (dBuV/m)	Reading Level (dBuV)	Over Limit (dB)	Limit (dBuV/m)	Factor (dB)	Type
1		2390.000	38.484	2.802	-15.516	54.000	35.682	AV
2	*	2402.055	95.315	59.602	41.315	54.000	35.712	AV

Engineer: YULIU	
Site: AC5	Time: 2019/04/01 - 20:50
Limit: FCC_Part15.209_RE(3m)	Margin: 0
Probe: Horn_3117_00167055(1-18GHz)	Polarity: Horizontal
EUT: LED LAMP	Power: AC 120V/60Hz
Note: Mode1:Transmit at 2402Mhz by BLE	



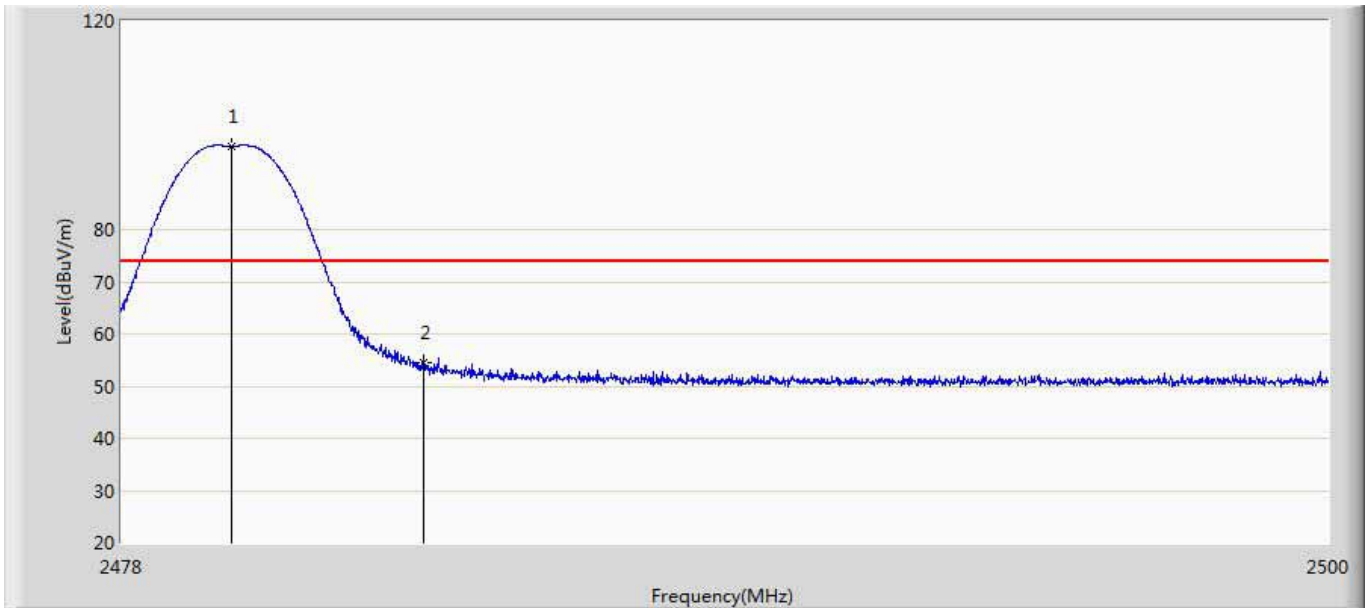
No	Mark	Frequency (MHz)	Measure Level (dBuV/m)	Reading Level (dBuV)	Over Limit (dB)	Limit (dBuV/m)	Factor (dB)	Type
1		2390.000	50.511	14.829	-23.489	74.000	35.682	PK
2	*	2402.055	99.059	63.346	25.059	74.000	35.712	PK

Engineer: YULIU	
Site: AC5	Time: 2019/04/01 - 20:52
Limit: FCC_Part15.209_RE(3m)	Margin: 0
Probe: Horn_3117_00167055(1-18GHz)	Polarity: Horizontal
EUT: LED LAMP	Power: AC 120V/60Hz
Note: Mode1:Transmit at 2402Mhz by BLE	



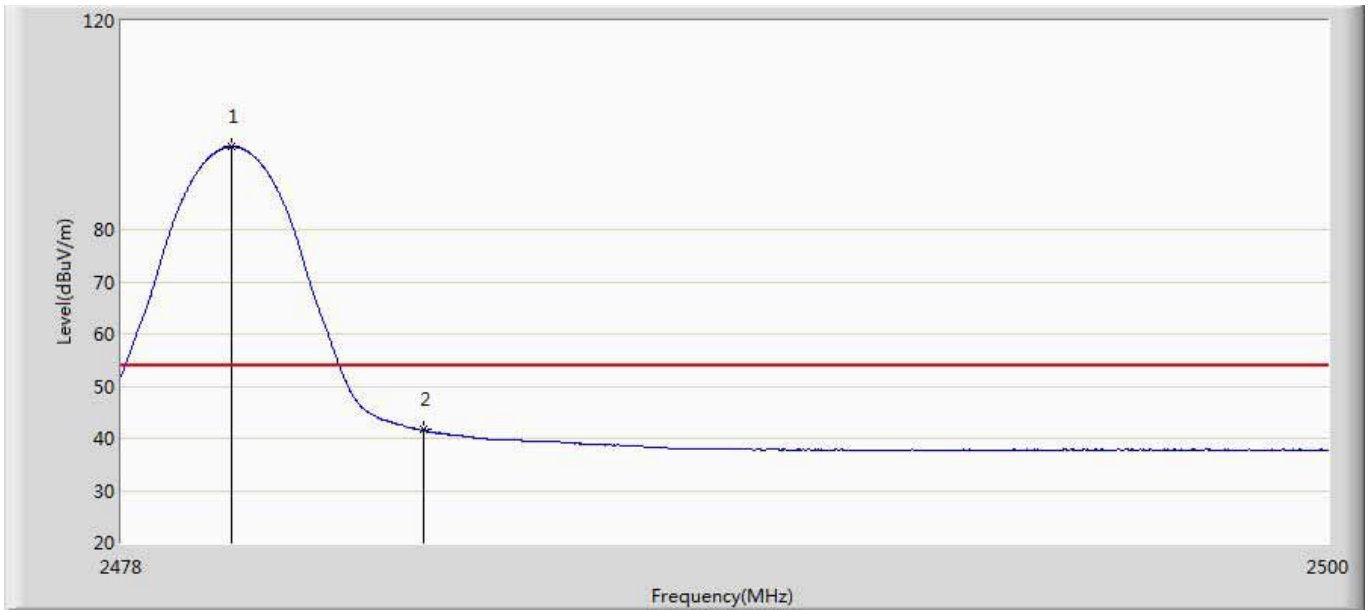
No	Mark	Frequency (MHz)	Measure Level (dBuV/m)	Reading Level (dBuV)	Over Limit (dB)	Limit (dBuV/m)	Factor (dB)	Type
1		2390.000	38.477	2.795	-15.523	54.000	35.682	AV
2	*	2402.055	98.154	62.441	44.154	54.000	35.712	AV

Engineer: YULIU	
Site: AC5	Time: 2019/04/01 - 20:53
Limit: FCC_Part15.209_RE(3m)	Margin: 0
Probe: Horn_3117_00167055(1-18GHz)	Polarity: Vertical
EUT: LED LAMP	Power: AC 120V/60Hz
Note: Mode1:Transmit at 2480Mhz by BLE	



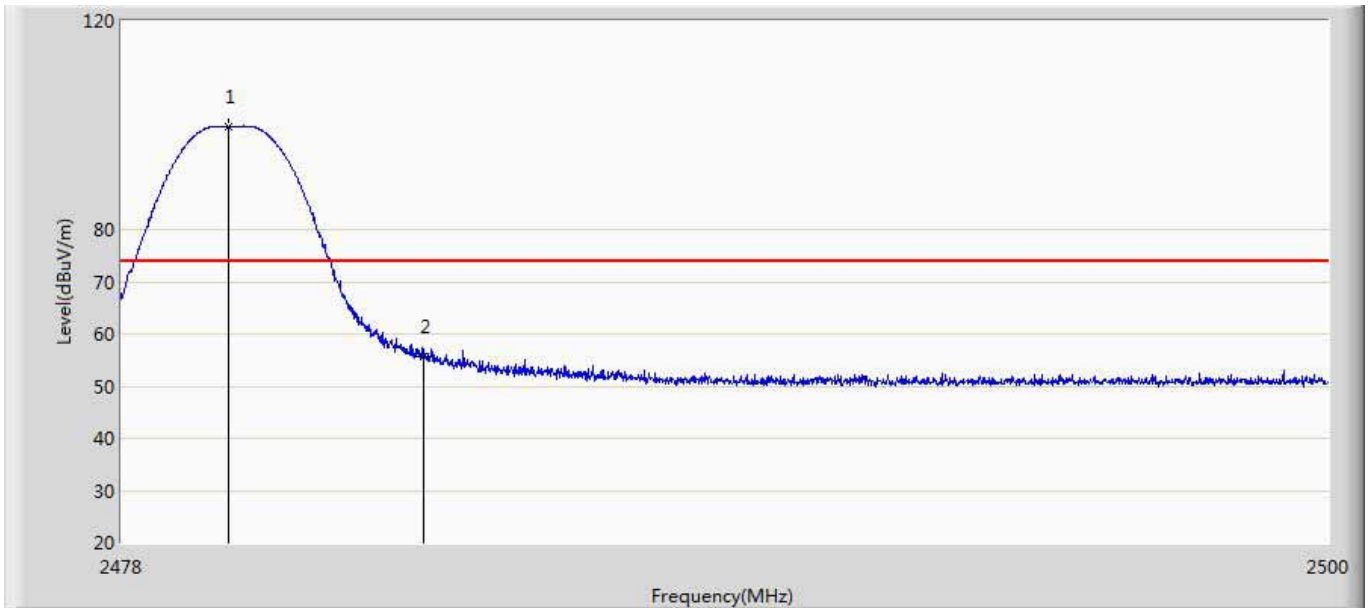
No	Mark	Frequency (MHz)	Measure Level (dBuV/m)	Reading Level (dBuV)	Over Limit (dB)	Limit (dBuV/m)	Factor (dB)	Type
1	*	2480.013	96.025	60.159	22.025	74.000	35.866	PK
2		2483.500	54.355	18.463	-19.645	74.000	35.891	PK

Engineer: YULIU	
Site: AC5	Time: 2019/04/01 - 21:02
Limit: FCC_Part15.209_RE(3m)	Margin: 0
Probe: Horn_3117_00167055(1-18GHz)	Polarity: Vertical
EUT: LED LAMP	Power: AC 120V/60Hz
Note: Mode1:Transmit at 2480Mhz by BLE	



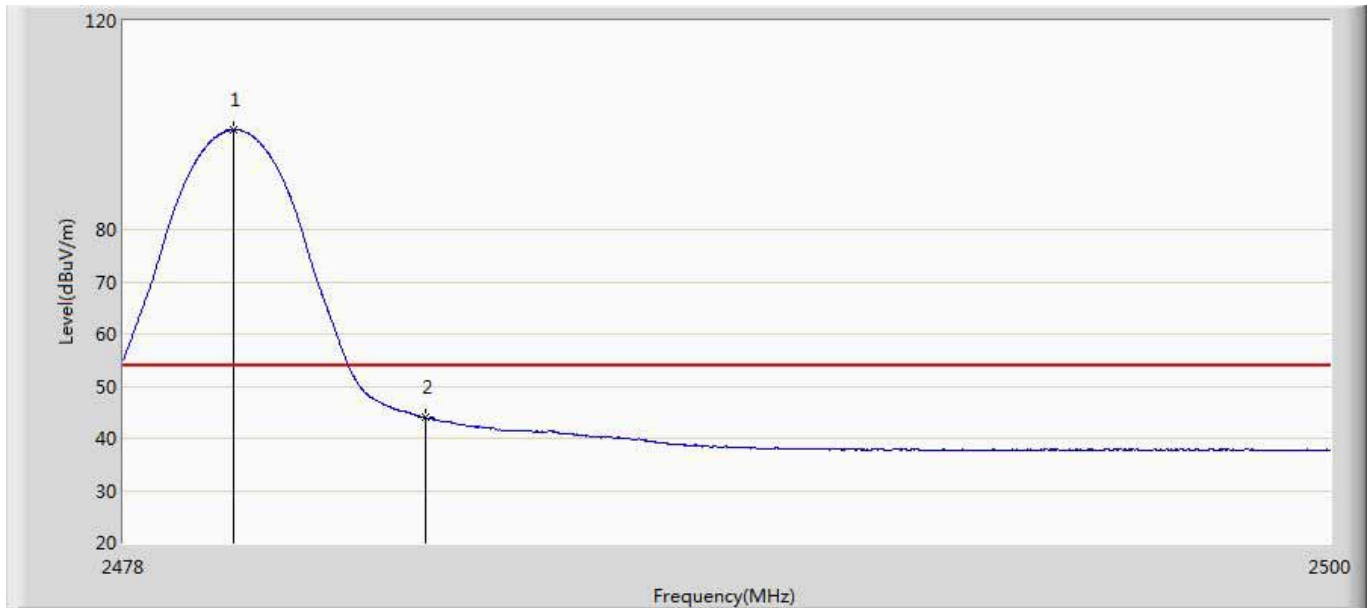
No	Mark	Frequency (MHz)	Measure Level (dBuV/m)	Reading Level (dBuV)	Over Limit (dB)	Limit (dBuV/m)	Factor (dB)	Type
1	*	2480.013	95.850	59.984	41.850	54.000	35.866	AV
2		2483.500	41.606	5.714	-12.394	54.000	35.891	AV

Engineer: YULIU	
Site: AC5	Time: 2019/04/01 - 21:04
Limit: FCC_Part15.209_RE(3m)	Margin: 0
Probe: Horn_3117_00167055(1-18GHz)	Polarity: Horizontal
EUT: LED LAMP	Power: AC 120V/60Hz
Note: Mode1:Transmit at 2480Mhz by BLE	



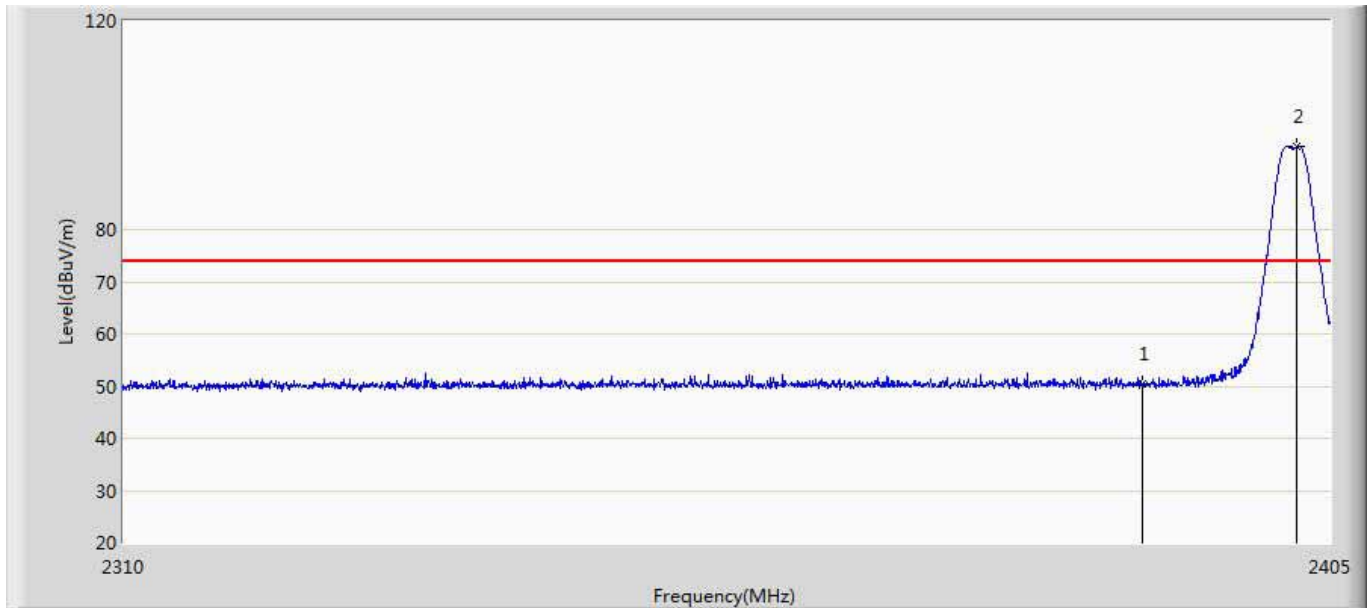
No	Mark	Frequency (MHz)	Measure Level (dBuV/m)	Reading Level (dBuV)	Over Limit (dB)	Limit (dBuV/m)	Factor (dB)	Type
1	*	2479.947	99.718	63.852	25.718	74.000	35.866	PK
2		2483.500	55.671	19.779	-18.329	74.000	35.891	PK

Engineer: YULIU	
Site: AC5	Time: 2019/04/01 - 21:06
Limit: FCC_Part15.209_RE(3m)	Margin: 0
Probe: Horn_3117_00167055(1-18GHz)	Polarity: Horizontal
EUT: LED LAMP	Power: AC 120V/60Hz
Note: Mode1:Transmit at 2480Mhz by BLE	



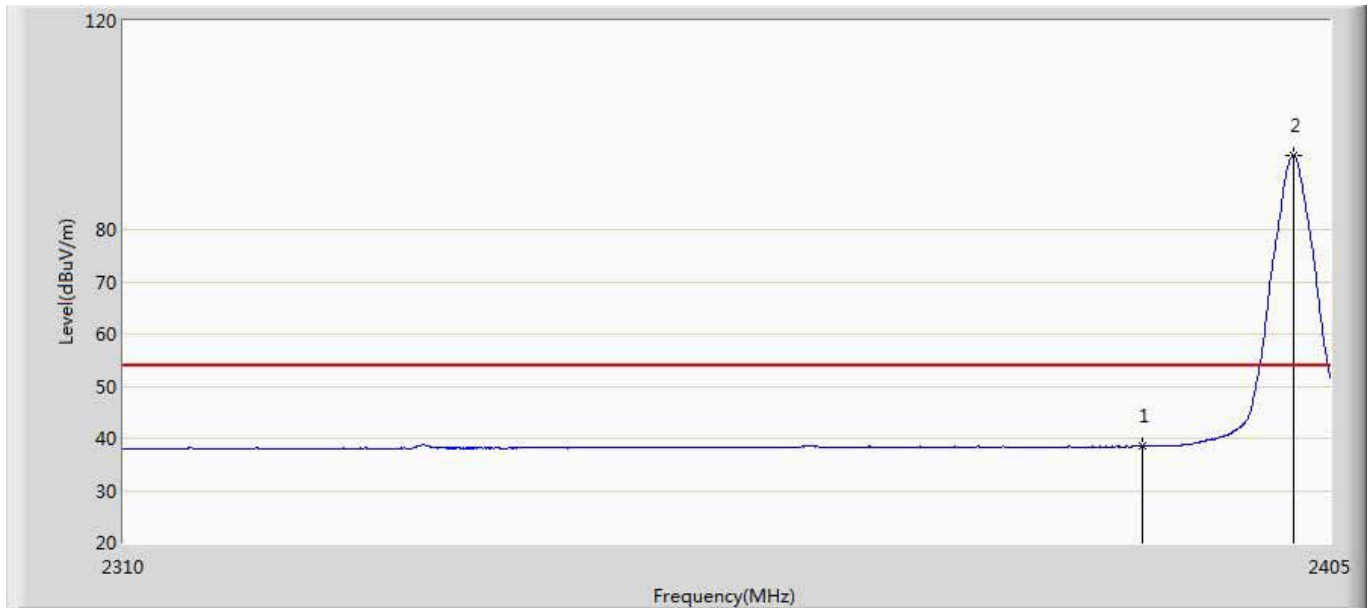
No	Mark	Frequency (MHz)	Measure Level (dBuV/m)	Reading Level (dBuV)	Over Limit (dB)	Limit (dBuV/m)	Factor (dB)	Type
1	*	2480.013	99.086	63.220	45.086	54.000	35.866	AV
2		2483.500	43.919	8.027	-10.081	54.000	35.891	AV

Engineer: YULIU	
Site: AC5	Time: 2019/04/01 - 21:09
Limit: FCC_Part15.209_RE(3m)	Margin: 0
Probe: Horn_3117_00167055(1-18GHz)	Polarity: Vertical
EUT: LED LAMP	Power: AC 120V/60Hz
Note: Mode 2:Transmit at 2402Mhz by 2LE	



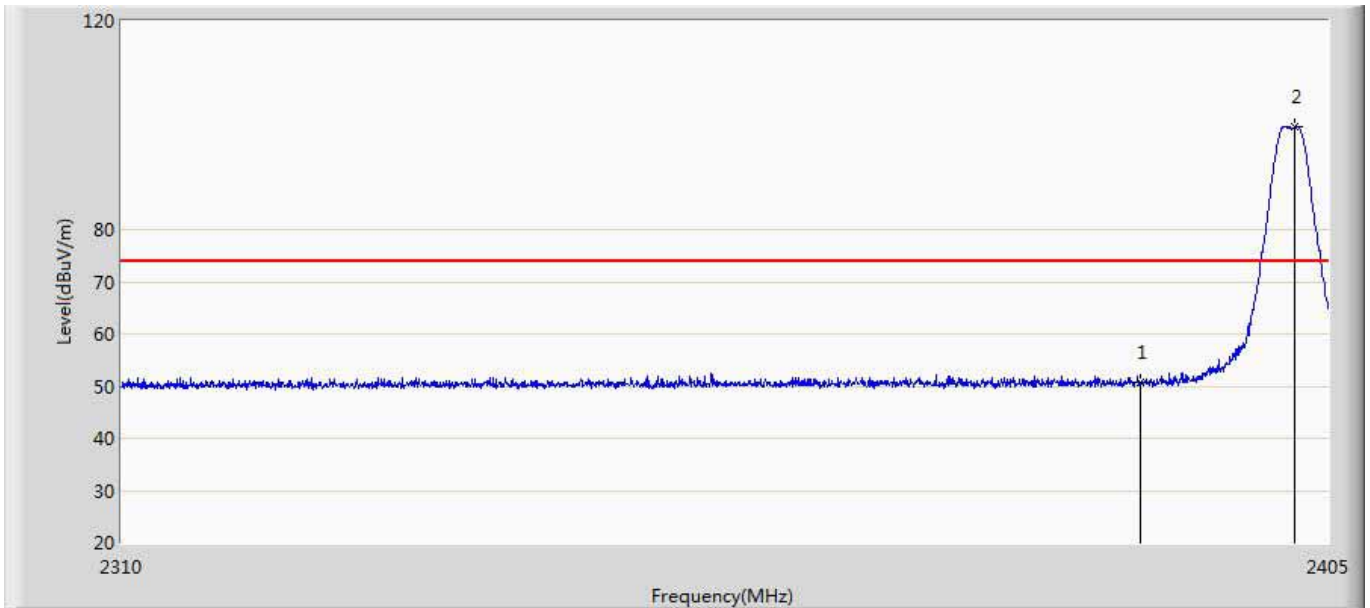
No	Mark	Frequency (MHz)	Measure Level (dBuV/m)	Reading Level (dBuV)	Over Limit (dB)	Limit (dBuV/m)	Factor (dB)	Type
1		2390.000	50.331	14.649	-23.669	74.000	35.682	PK
2	*	2402.387	96.002	60.288	22.002	74.000	35.714	PK

Engineer: YULIU	
Site: AC5	Time: 2019/04/01 - 21:11
Limit: FCC_Part15.209_RE(3m)	Margin: 0
Probe: Horn_3117_00167055(1-18GHz)	Polarity: Vertical
EUT: LED LAMP	Power: AC 120V/60Hz
Note: Mode 2:Transmit at 2402Mhz by 2LE	



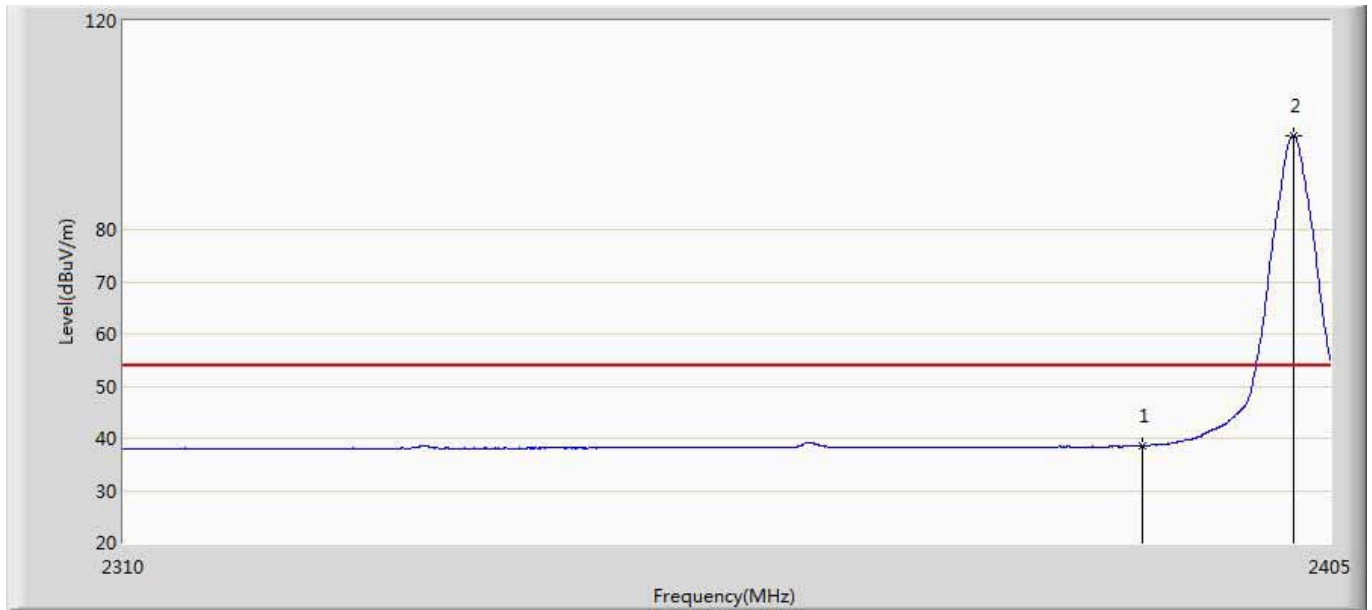
No	Mark	Frequency (MHz)	Measure Level (dBuV/m)	Reading Level (dBuV)	Over Limit (dB)	Limit (dBuV/m)	Factor (dB)	Type
1		2390.000	38.417	2.735	-15.583	54.000	35.682	AV
2	*	2402.055	94.138	58.425	40.138	54.000	35.712	AV

Engineer: YULIU	
Site: AC5	Time: 2019/04/01 - 21:18
Limit: FCC_Part15.209_RE(3m)	Margin: 0
Probe: Horn_3117_00167055(1-18GHz)	Polarity: Horizontal
EUT: LED LAMP	Power: AC 120V/60Hz
Note: Mode 2:Transmit at 2402Mhz by 2LE	



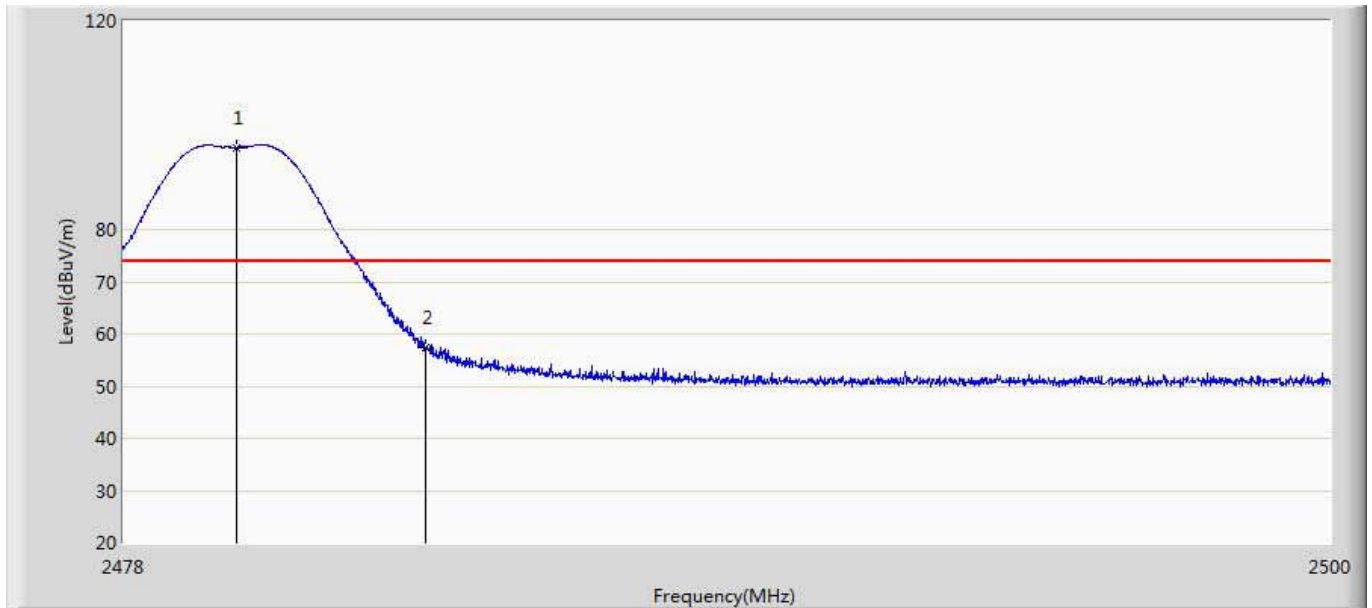
No	Mark	Frequency (MHz)	Measure Level (dBuV/m)	Reading Level (dBuV)	Over Limit (dB)	Limit (dBuV/m)	Factor (dB)	Type
1		2390.000	50.690	15.008	-23.310	74.000	35.682	PK
2	*	2402.387	99.699	63.985	25.699	74.000	35.714	PK

Engineer: YULIU	
Site: AC5	Time: 2019/04/01 - 21:20
Limit: FCC_Part15.209_RE(3m)	Margin: 0
Probe: Horn_3117_00167055(1-18GHz)	Polarity: Horizontal
EUT: LED LAMP	Power: AC 120V/60Hz
Note: Mode 2:Transmit at 2402Mhz by 2LE	



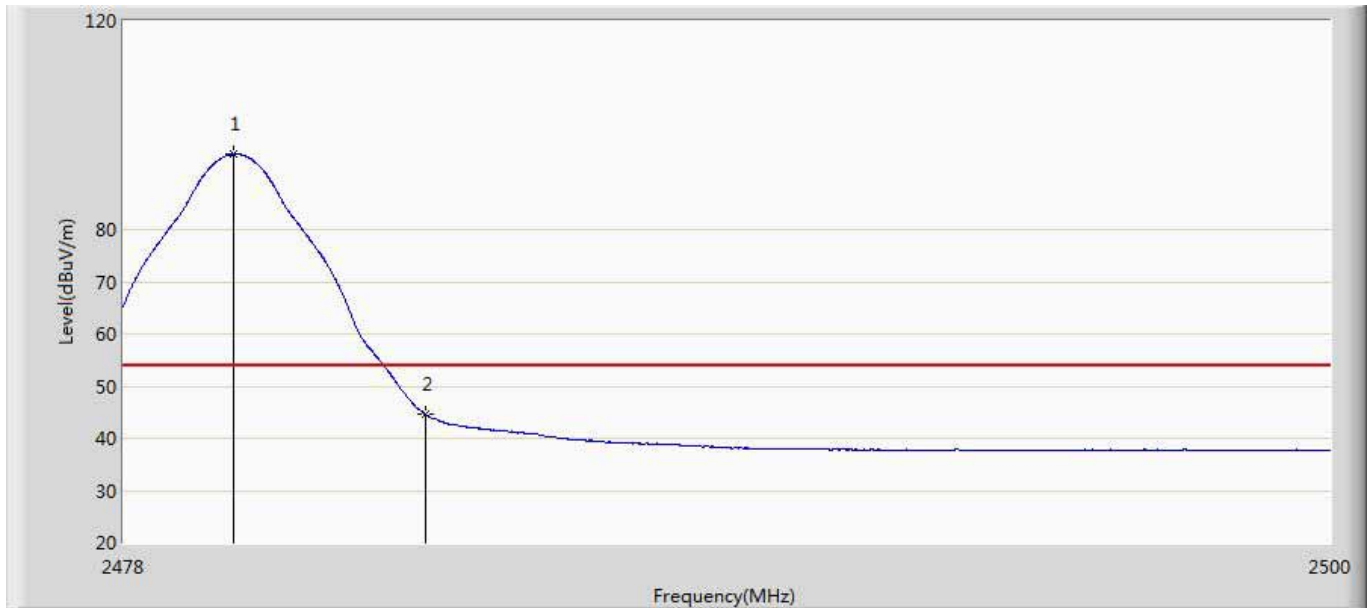
No	Mark	Frequency (MHz)	Measure Level (dBuV/m)	Reading Level (dBuV)	Over Limit (dB)	Limit (dBuV/m)	Factor (dB)	Type
1		2390.000	38.571	2.889	-15.429	54.000	35.682	AV
2	*	2402.055	98.045	62.332	44.045	54.000	35.712	AV

Engineer: YULIU	
Site: AC5	Time: 2019/04/01 - 21:22
Limit: FCC_Part15.209_RE(3m)	Margin: 0
Probe: Horn_3117_00167055(1-18GHz)	Polarity: Vertical
EUT: LED LAMP	Power: AC 120V/60Hz
Note: Mode 2:Transmit at 2480Mhz by 2LE	



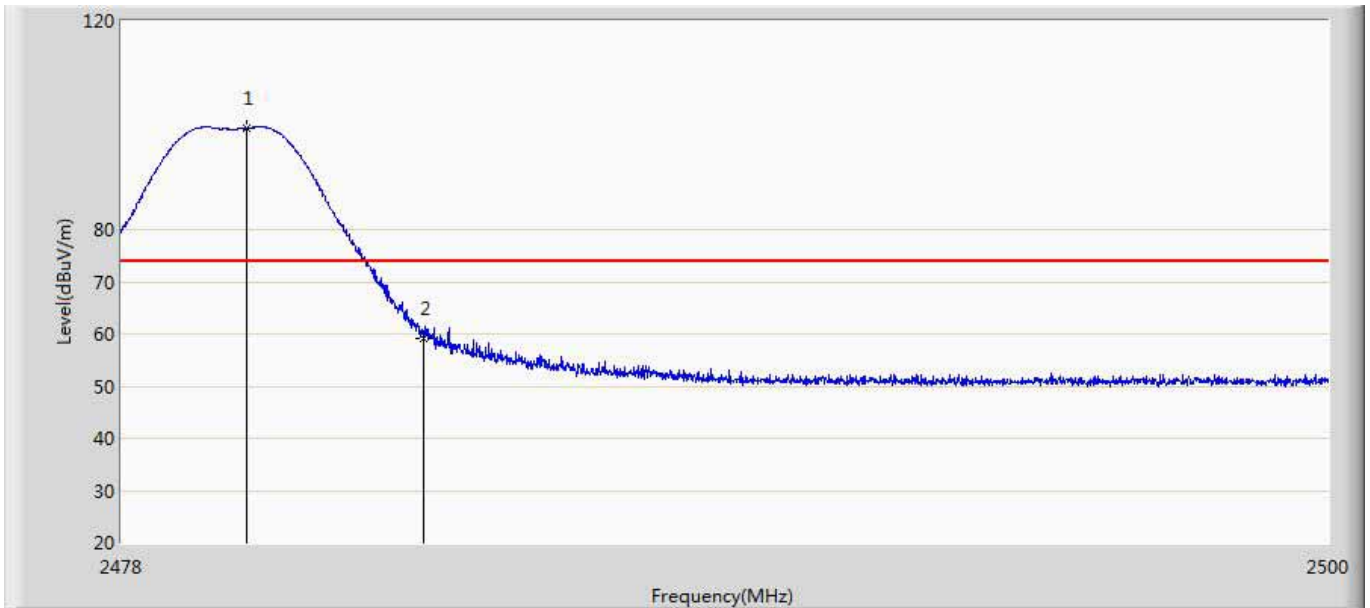
No	Mark	Frequency (MHz)	Measure Level (dBuV/m)	Reading Level (dBuV)	Over Limit (dB)	Limit (dBuV/m)	Factor (dB)	Type
1	*	2480.046	95.701	59.834	21.701	74.000	35.866	PK
2		2483.500	57.404	21.512	-16.596	74.000	35.891	PK

Engineer: YULIU	
Site: AC5	Time: 2019/04/01 - 21:25
Limit: FCC_Part15.209_RE(3m)	Margin: 0
Probe: Horn_3117_00167055(1-18GHz)	Polarity: Vertical
EUT: LED LAMP	Power: AC 120V/60Hz
Note: Mode 2:Transmit at 2480Mhz by 2LE	



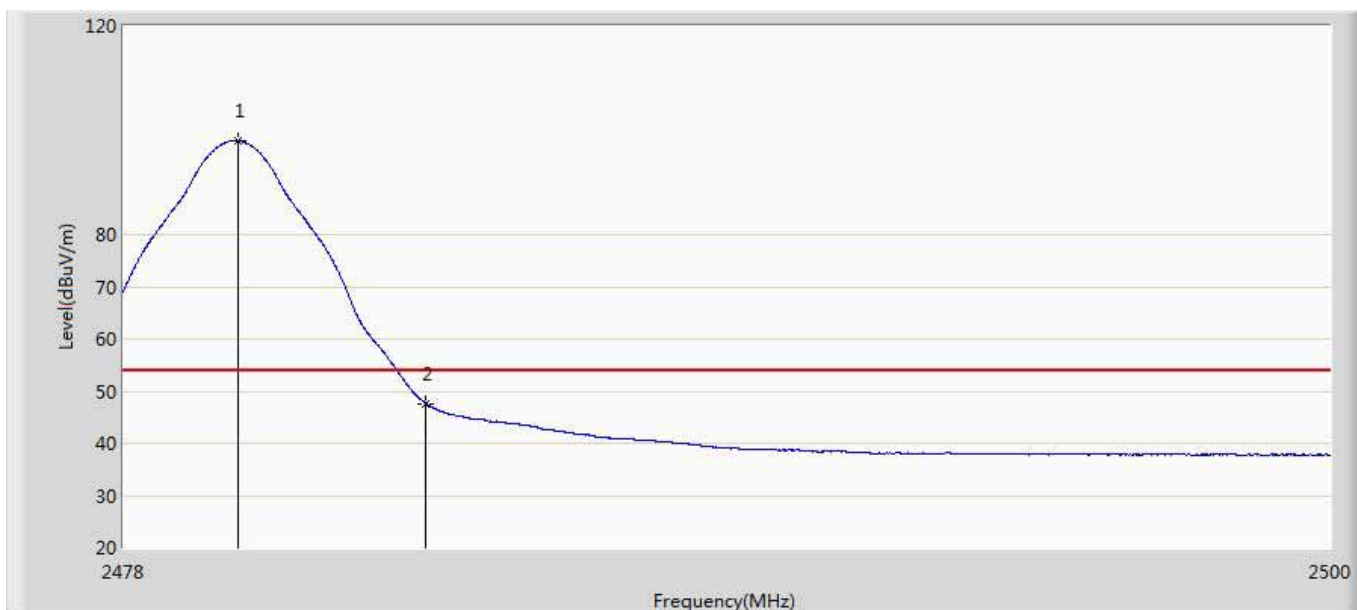
No	Mark	Frequency (MHz)	Measure Level (dBuV/m)	Reading Level (dBuV)	Over Limit (dB)	Limit (dBuV/m)	Factor (dB)	Type
1	*	2480.013	94.434	58.568	40.434	54.000	35.866	AV
2		2483.500	44.586	8.694	-9.414	54.000	35.891	AV

Engineer: YULIU	
Site: AC5	Time: 2019/04/01 - 21:27
Limit: FCC_Part15.209_RE(3m)	Margin: 0
Probe: Horn_3117_00167055(1-18GHz)	Polarity: Horizontal
EUT: LED LAMP	Power: AC 120V/60Hz
Note: Mode 2:Transmit at 2480Mhz by 2LE	



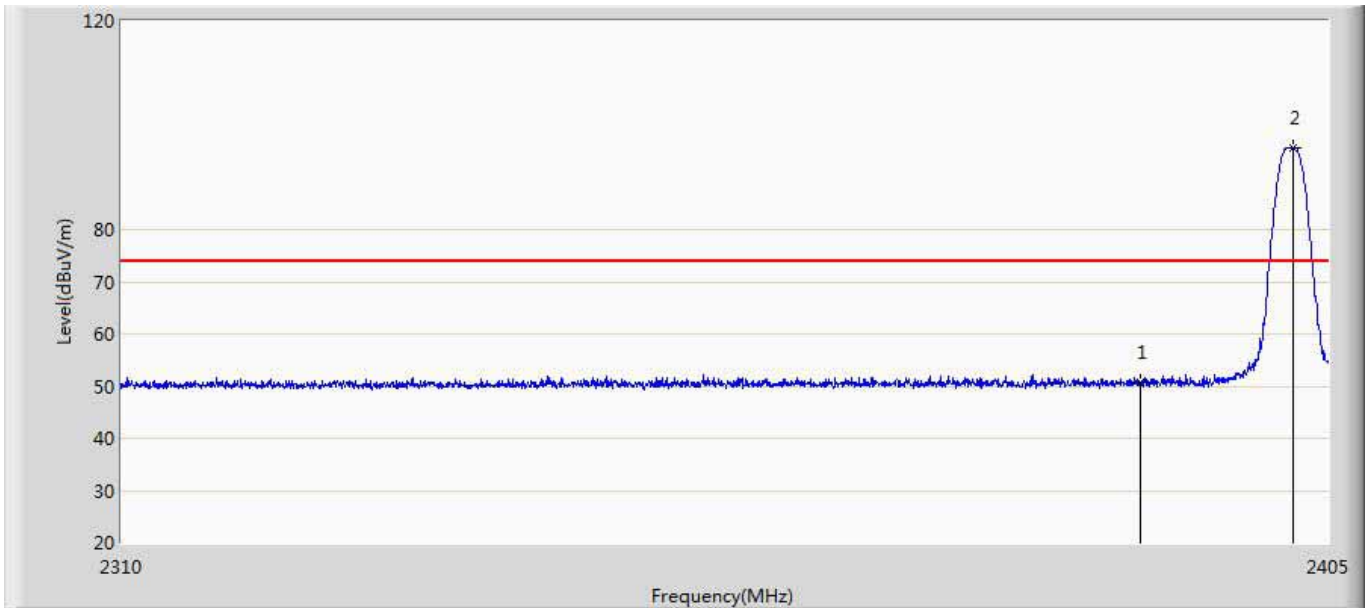
No	Mark	Frequency (MHz)	Measure Level (dBuV/m)	Reading Level (dBuV)	Over Limit (dB)	Limit (dBuV/m)	Factor (dB)	Type
1	*	2480.266	99.362	63.494	25.362	74.000	35.868	PK
2		2483.500	59.275	23.383	-14.725	74.000	35.891	PK

Engineer: YULIU	
Site: AC5	Time: 2019/04/01 - 21:29
Limit: FCC_Part15.209_RE(3m)	Margin: 0
Probe: Horn_3117_00167055(1-18GHz)	Polarity: Horizontal
EUT: LED LAMP	Power: AC 120V/60Hz
Note: Mode 2:Transmit at 2480Mhz by 2LE	



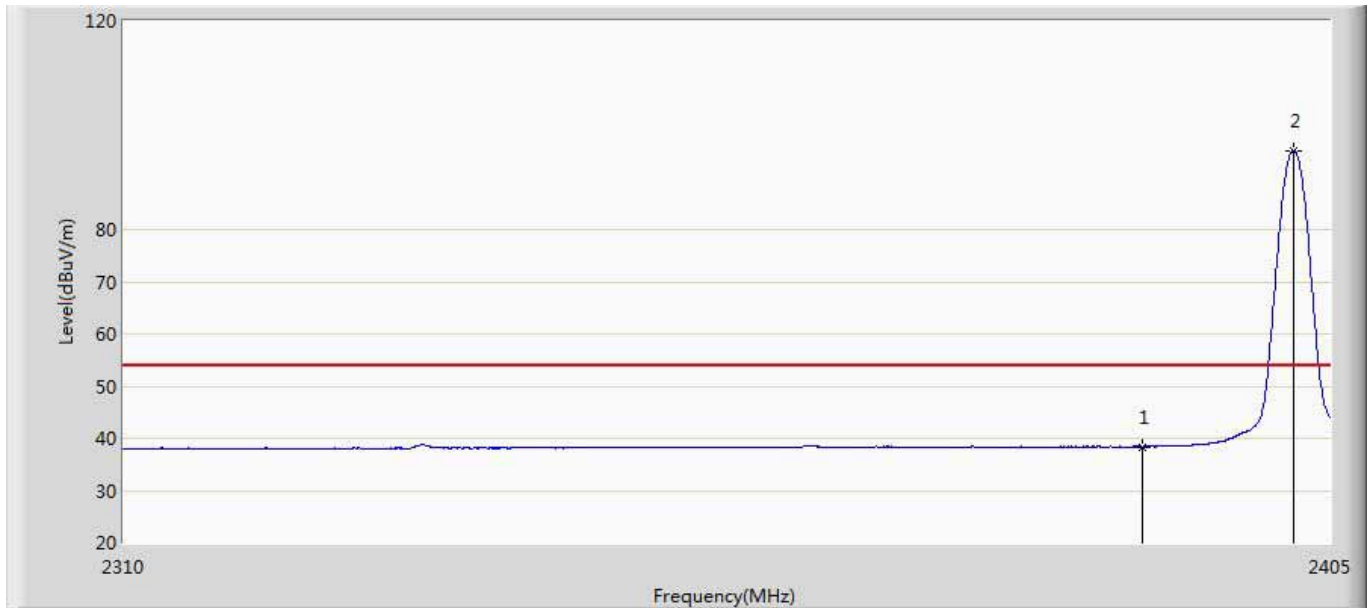
No	Mark	Frequency (MHz)	Measure Level (dBuV/m)	Reading Level (dBuV)	Over Limit (dB)	Limit (dBuV/m)	Factor (dB)	Type
1	*	2480.079	97.985	62.118	43.985	54.000	35.867	AV
2		2483.500	47.654	11.762	-6.346	54.000	35.891	AV

Engineer: YULIU	
Site: AC5	Time: 2019/04/01 - 21:32
Limit: FCC_Part15.209_RE(3m)	Margin: 0
Probe: Horn_3117_00167055(1-18GHz)	Polarity: Vertical
EUT: LED LAMP	Power: AC 120V/60Hz
Note: Mode 3:Transmit at 2402Mhz by Coding125	



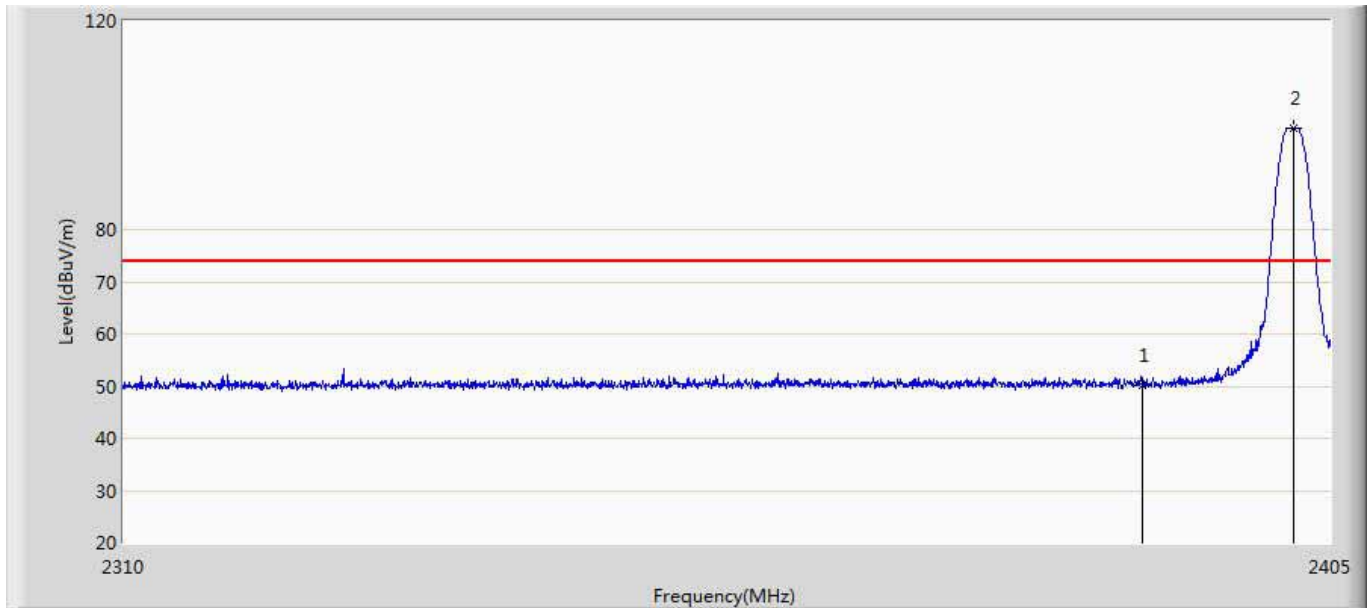
No	Mark	Frequency (MHz)	Measure Level (dBuV/m)	Reading Level (dBuV)	Over Limit (dB)	Limit (dBuV/m)	Factor (dB)	Type
1		2390.000	50.722	15.040	-23.278	74.000	35.682	PK
2	*	2402.198	95.672	59.959	21.672	74.000	35.714	PK

Engineer: YULIU	
Site: AC5	Time: 2019/04/01 - 21:34
Limit: FCC_Part15.209_RE(3m)	Margin: 0
Probe: Horn_3117_00167055(1-18GHz)	Polarity: Vertical
EUT: LED LAMP	Power: AC 120V/60Hz
Note: Mode 3:Transmit at 2402Mhz by Coding125	



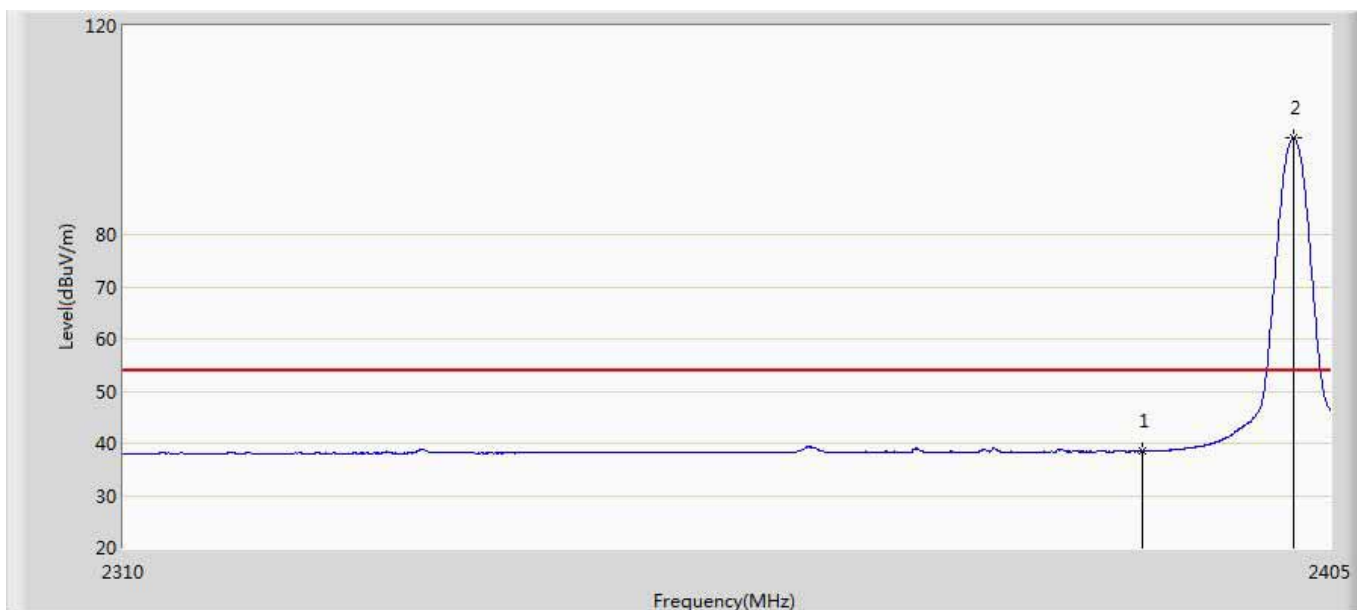
No	Mark	Frequency (MHz)	Measure Level (dBuV/m)	Reading Level (dBuV)	Over Limit (dB)	Limit (dBuV/m)	Factor (dB)	Type
1		2390.000	38.363	2.681	-15.637	54.000	35.682	AV
2	*	2402.055	95.186	59.473	41.186	54.000	35.712	AV

Engineer: YULIU	
Site: AC5	Time: 2019/04/01 - 21:36
Limit: FCC_Part15.209_RE(3m)	Margin: 0
Probe: Horn_3117_00167055(1-18GHz)	Polarity: Horizontal
EUT: LED LAMP	Power: AC 120V/60Hz
Note: Mode 3:Transmit at 2402Mhz by Coding125	



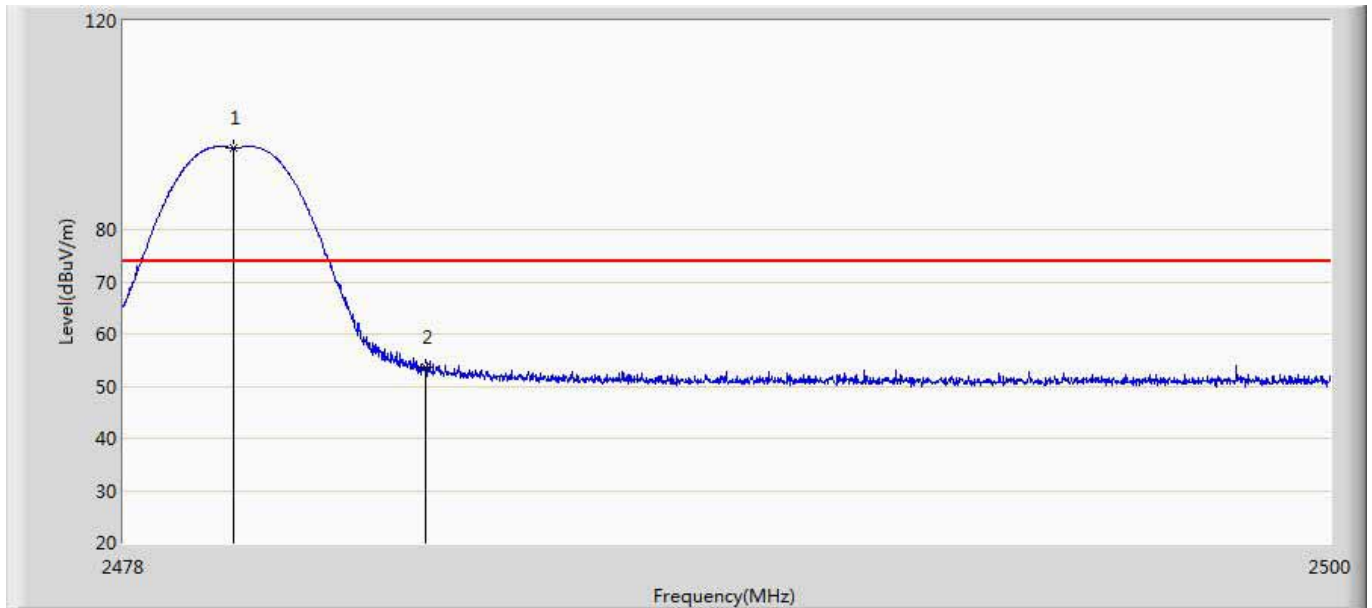
No	Mark	Frequency (MHz)	Measure Level (dBuV/m)	Reading Level (dBuV)	Over Limit (dB)	Limit (dBuV/m)	Factor (dB)	Type
1		2390.000	50.156	14.474	-23.844	74.000	35.682	PK
2	*	2402.055	99.428	63.715	25.428	74.000	35.712	PK

Engineer: YULIU	
Site: AC5	Time: 2019/04/01 - 21:38
Limit: FCC_Part15.209_RE(3m)	Margin: 0
Probe: Horn_3117_00167055(1-18GHz)	Polarity: Horizontal
EUT: LED LAMP	Power: AC 120V/60Hz
Note: Mode 3:Transmit at 2402Mhz by Coding125	



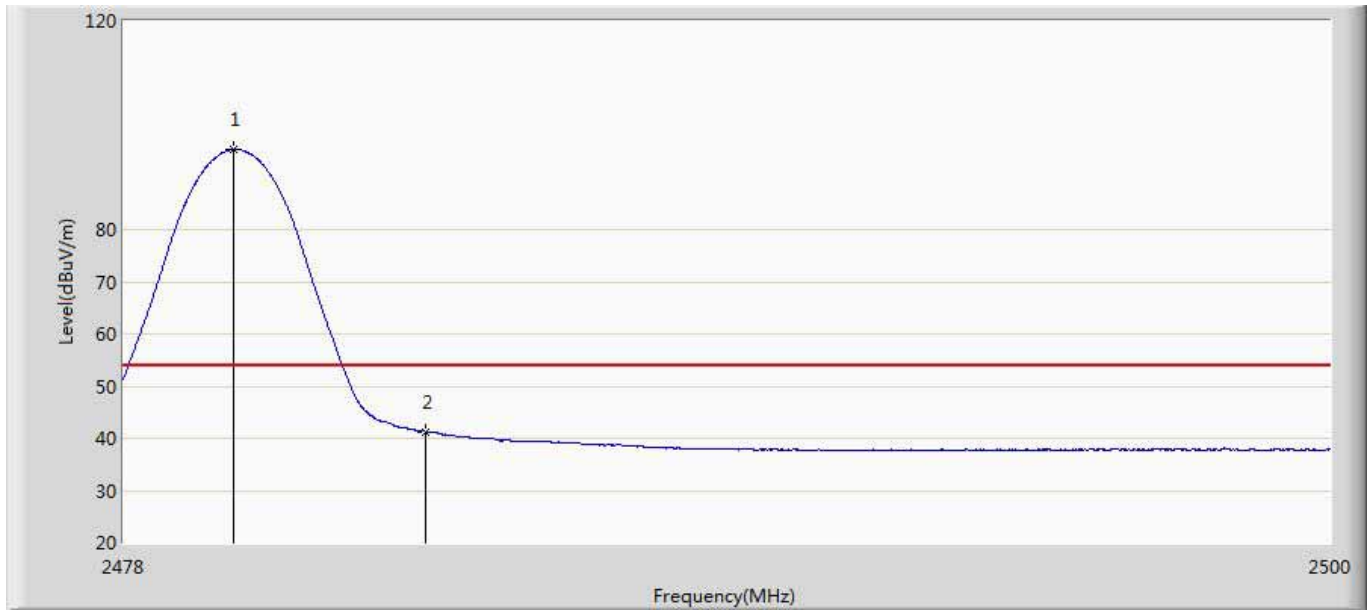
No	Mark	Frequency (MHz)	Measure Level (dBuV/m)	Reading Level (dBuV)	Over Limit (dB)	Limit (dBuV/m)	Factor (dB)	Type
1		2390.000	38.463	2.781	-15.537	54.000	35.682	AV
2	*	2402.055	98.529	62.816	44.529	54.000	35.712	AV

Engineer: YULIU	
Site: AC5	Time: 2019/04/01 - 21:41
Limit: FCC_Part15.209_RE(3m)	Margin: 0
Probe: Horn_3117_00167055(1-18GHz)	Polarity: Vertical
EUT: LED LAMP	Power: AC 120V/60Hz
Note: Mode 3:Transmit at 2480Mhz by Coding125	



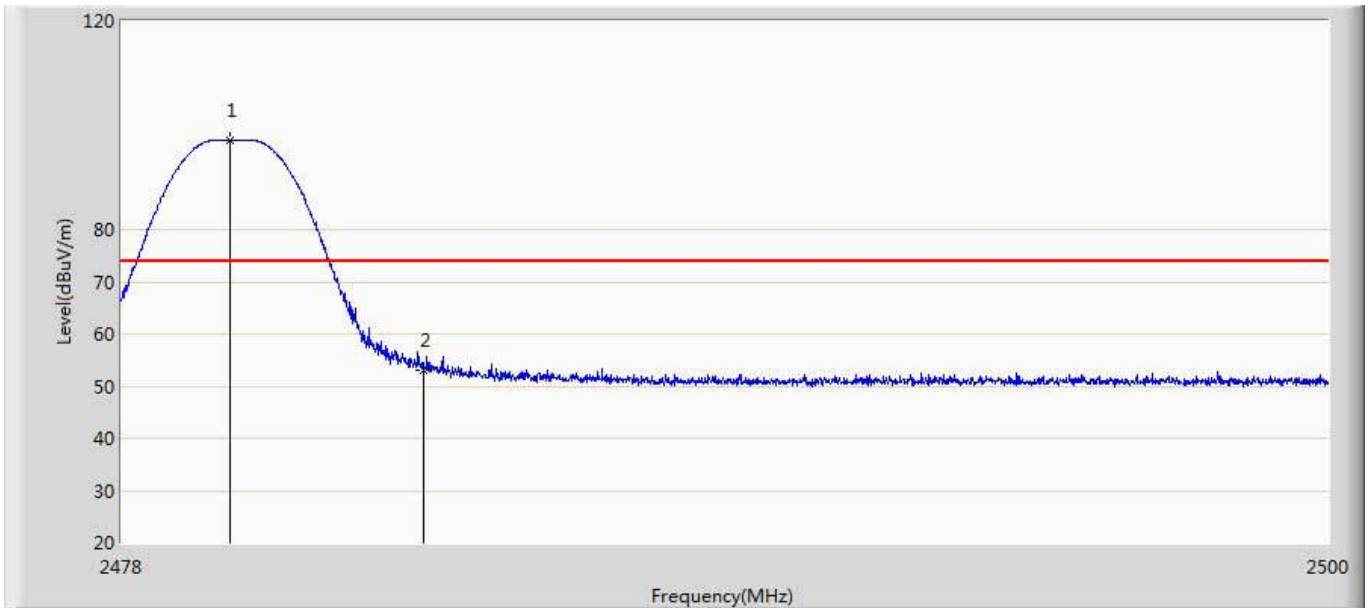
No	Mark	Frequency (MHz)	Measure Level (dBuV/m)	Reading Level (dBuV)	Over Limit (dB)	Limit (dBuV/m)	Factor (dB)	Type
1	*	2480.013	95.722	59.856	21.722	74.000	35.866	PK
2		2483.500	53.603	17.711	-20.397	74.000	35.891	PK

Engineer: YULIU	
Site: AC5	Time: 2019/04/01 - 21:43
Limit: FCC_Part15.209_RE(3m)	Margin: 0
Probe: Horn_3117_00167055(1-18GHz)	Polarity: Vertical
EUT: LED LAMP	Power: AC 120V/60Hz
Note: Mode 3:Transmit at 2480Mhz by Coding125	



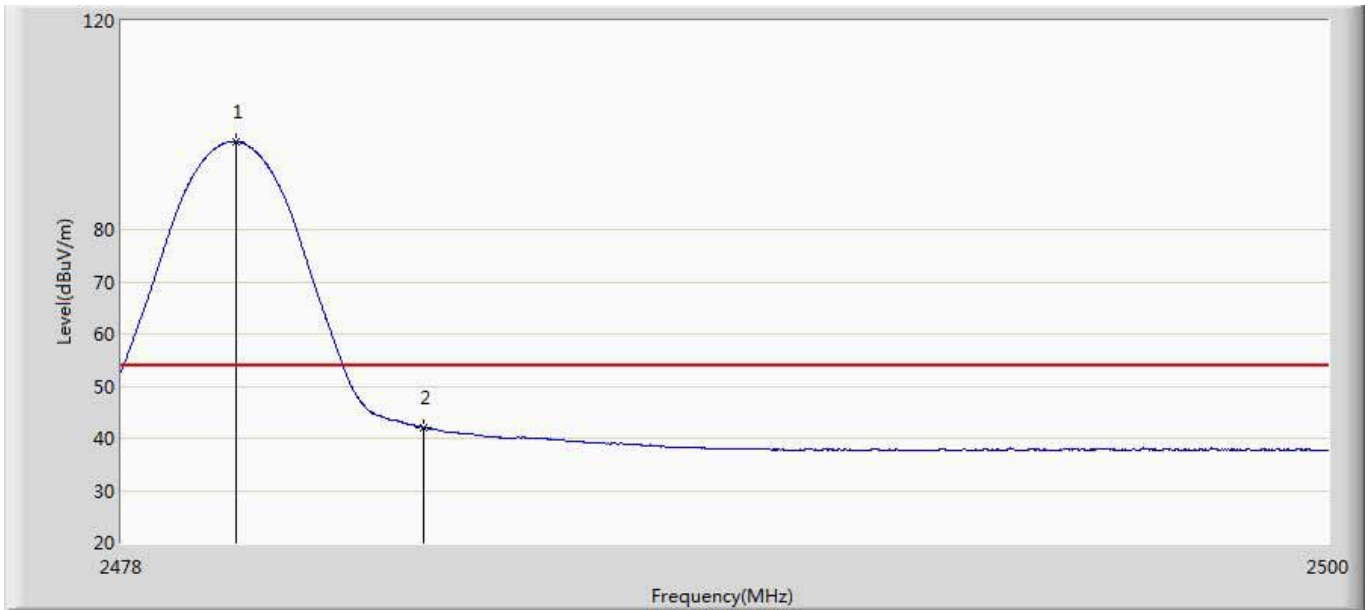
No	Mark	Frequency (MHz)	Measure Level (dBuV/m)	Reading Level (dBuV)	Over Limit (dB)	Limit (dBuV/m)	Factor (dB)	Type
1	*	2479.991	95.318	59.452	41.318	54.000	35.866	AV
2		2483.500	41.154	5.262	-12.846	54.000	35.891	AV

Engineer: YULIU	
Site: AC5	Time: 2019/04/01 - 21:45
Limit: FCC_Part15.209_RE(3m)	Margin: 0
Probe: Horn_3117_00167055(1-18GHz)	Polarity: Horizontal
EUT: LED LAMP	Power: AC 120V/60Hz
Note: Mode 3:Transmit at 2480Mhz by Coding125	



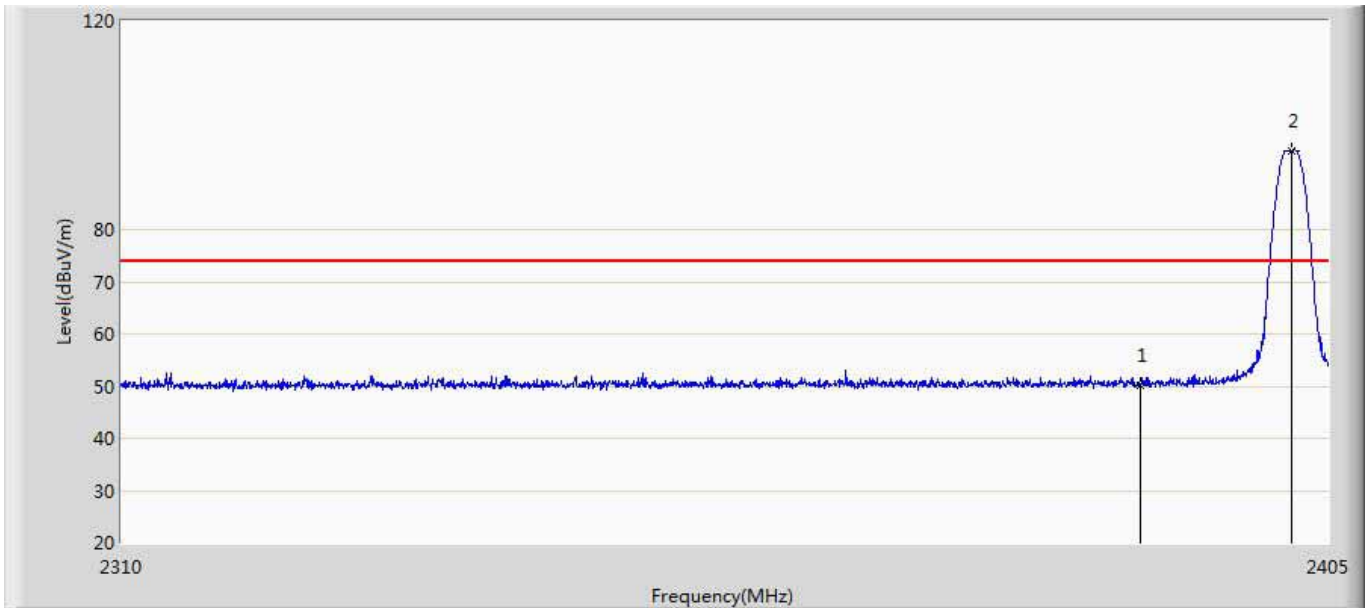
No	Mark	Frequency (MHz)	Measure Level (dBuV/m)	Reading Level (dBuV)	Over Limit (dB)	Limit (dBuV/m)	Factor (dB)	Type
1	*	2479.980	97.035	61.169	23.035	74.000	35.866	PK
2		2483.500	53.137	17.245	-20.863	74.000	35.891	PK

Engineer: YULIU	
Site: AC5	Time: 2019/04/01 - 21:47
Limit: FCC_Part15.209_RE(3m)	Margin: 0
Probe: Horn_3117_00167055(1-18GHz)	Polarity: Horizontal
EUT: LED LAMP	Power: AC 120V/60Hz
Note: Mode 3:Transmit at 2480Mhz by Coding125	



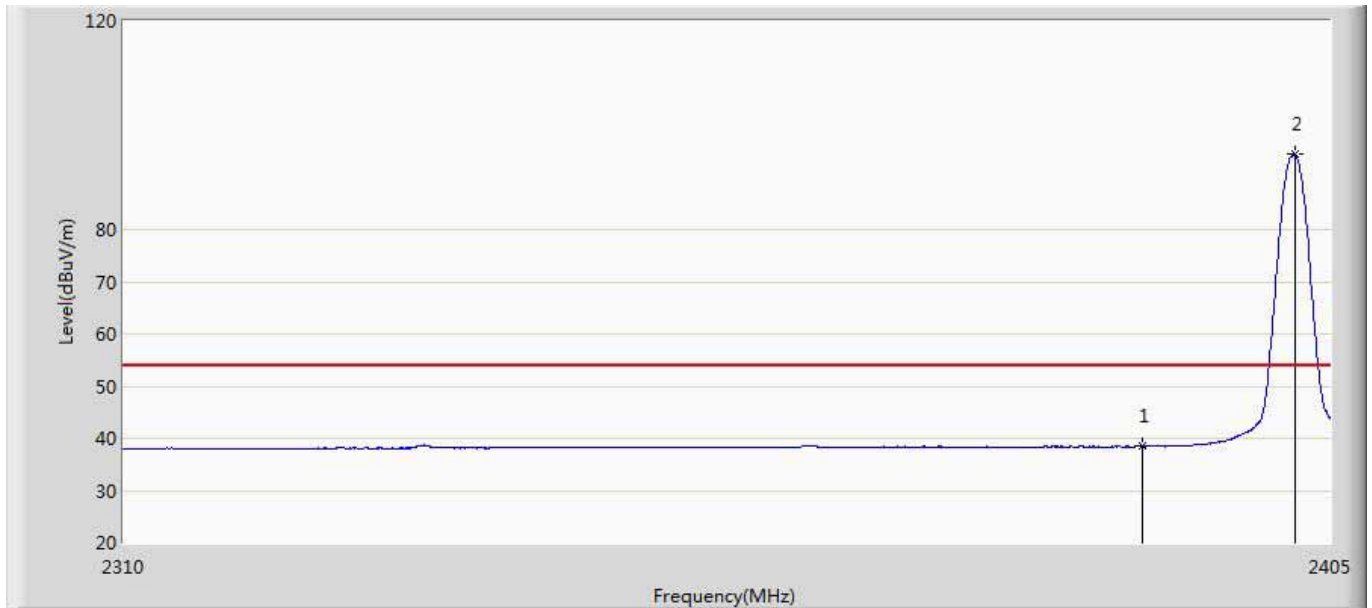
No	Mark	Frequency (MHz)	Measure Level (dBuV/m)	Reading Level (dBuV)	Over Limit (dB)	Limit (dBuV/m)	Factor (dB)	Type
1	*	2480.079	96.833	60.966	42.833	54.000	35.867	AV
2		2483.500	42.142	6.250	-11.858	54.000	35.891	AV

Engineer: YULIU	
Site: AC5	Time: 2019/04/01 - 21:49
Limit: FCC_Part15.209_RE(3m)	Margin: 0
Probe: Horn_3117_00167055(1-18GHz)	Polarity: Vertical
EUT: LED LAMP	Power: AC 120V/60Hz
Note: Mode 4:Transmit at 2402Mhz by Coding500	



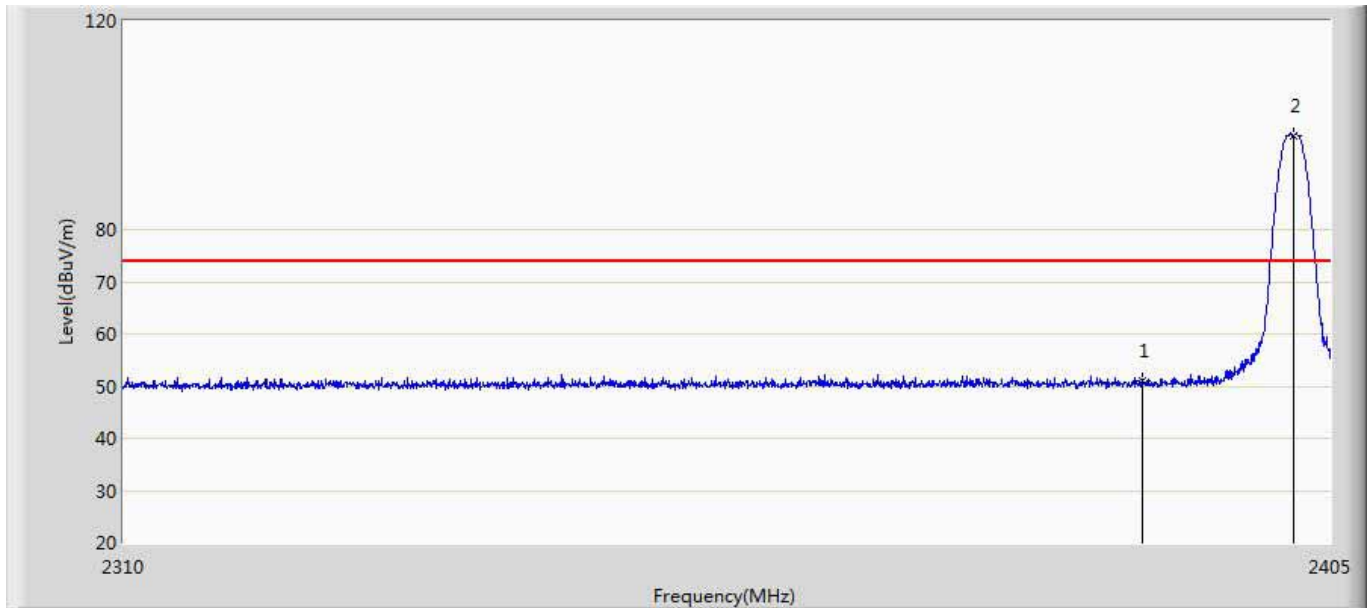
No	Mark	Frequency (MHz)	Measure Level (dBuV/m)	Reading Level (dBuV)	Over Limit (dB)	Limit (dBuV/m)	Factor (dB)	Type
1		2390.000	50.193	14.511	-23.807	74.000	35.682	PK
2	*	2402.055	95.098	59.385	21.098	74.000	35.712	PK

Engineer: YULIU	
Site: AC5	Time: 2019/04/01 - 21:51
Limit: FCC_Part15.209_RE(3m)	Margin: 0
Probe: Horn_3117_00167055(1-18GHz)	Polarity: Vertical
EUT: LED LAMP	Power: AC 120V/60Hz
Note: Mode 4:Transmit at 2402Mhz by Coding500	



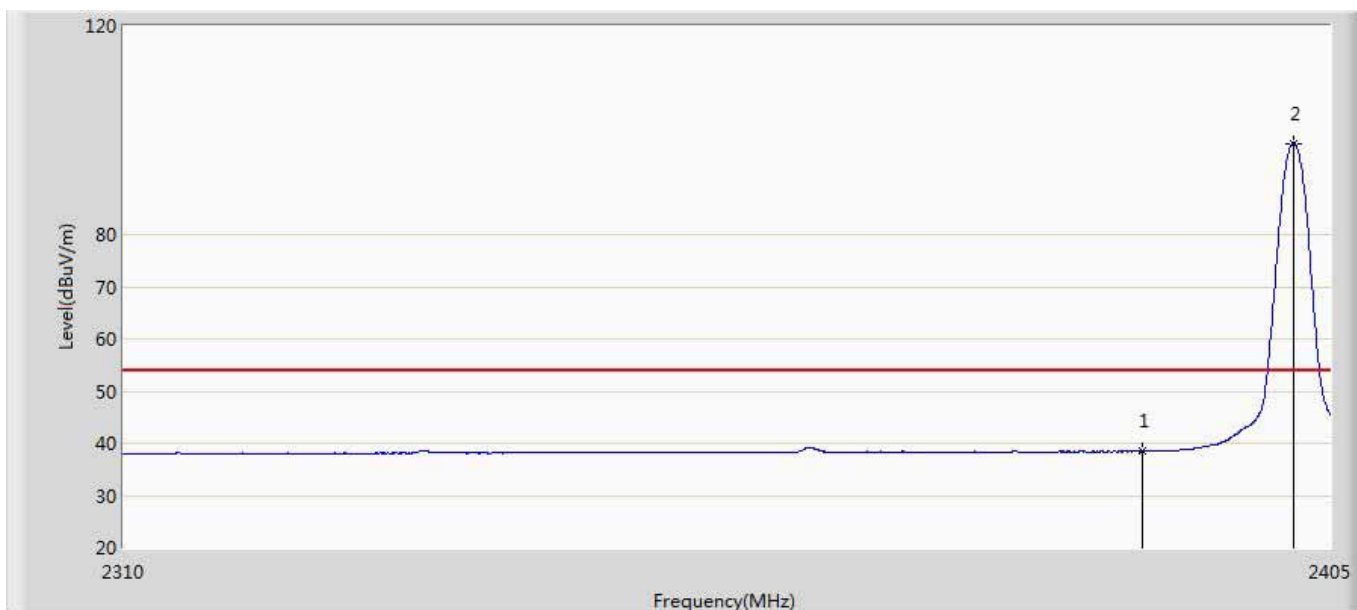
No	Mark	Frequency (MHz)	Measure Level (dBuV/m)	Reading Level (dBuV)	Over Limit (dB)	Limit (dBuV/m)	Factor (dB)	Type
1		2390.000	38.432	2.750	-15.568	54.000	35.682	AV
2	*	2402.198	94.444	58.731	40.444	54.000	35.714	AV

Engineer: YULIU	
Site: AC5	Time: 2019/04/01 - 21:53
Limit: FCC_Part15.209_RE(3m)	Margin: 0
Probe: Horn_3117_00167055(1-18GHz)	Polarity: Horizontal
EUT: LED LAMP	Power: AC 120V/60Hz
Note: Mode 4:Transmit at 2402Mhz by Coding500	



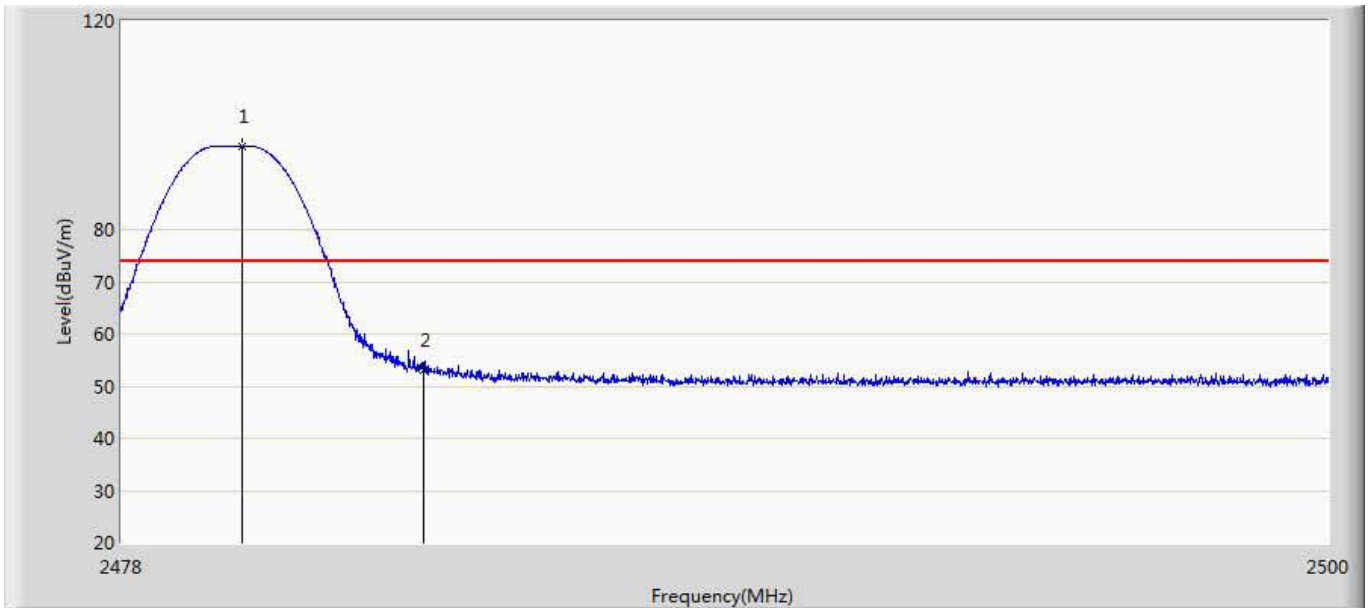
No	Mark	Frequency (MHz)	Measure Level (dBuV/m)	Reading Level (dBuV)	Over Limit (dB)	Limit (dBuV/m)	Factor (dB)	Type
1		2390.000	50.882	15.200	-23.118	74.000	35.682	PK
2	*	2402.055	98.068	62.355	24.068	74.000	35.712	PK

Engineer: YULIU	
Site: AC5	Time: 2019/04/01 - 21:55
Limit: FCC_Part15.209_RE(3m)	Margin: 0
Probe: Horn_3117_00167055(1-18GHz)	Polarity: Horizontal
EUT: LED LAMP	Power: AC 120V/60Hz
Note: Mode 4:Transmit at 2402Mhz by Coding500	



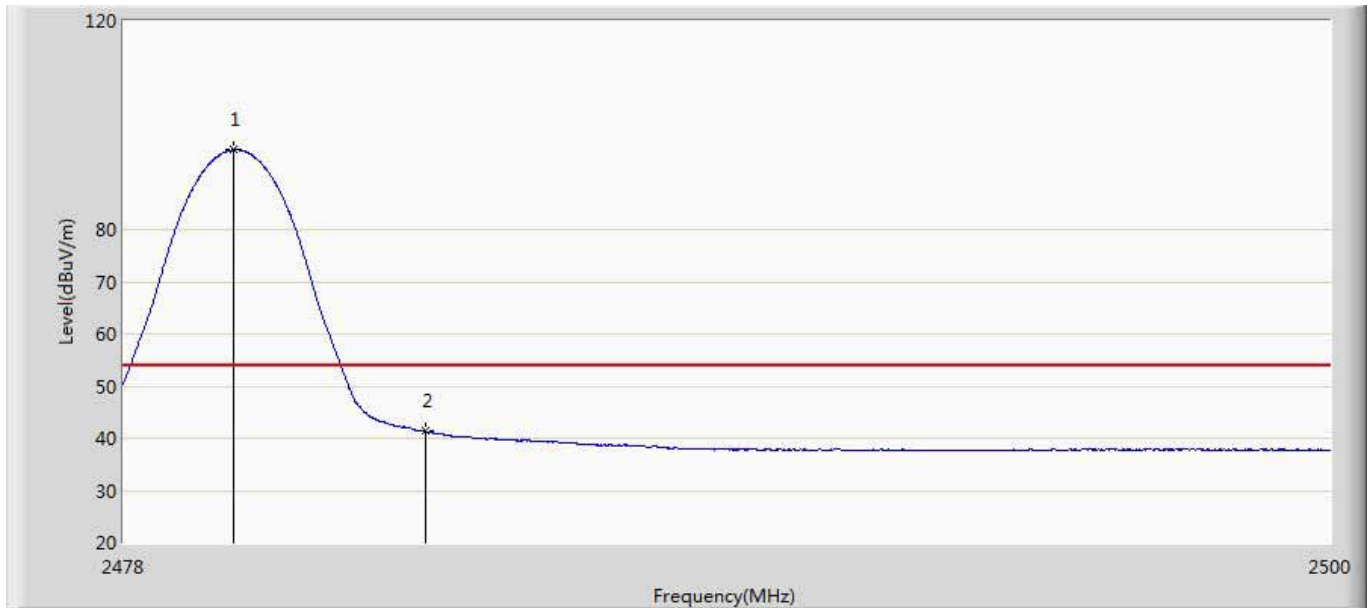
No	Mark	Frequency (MHz)	Measure Level (dBuV/m)	Reading Level (dBuV)	Over Limit (dB)	Limit (dBuV/m)	Factor (dB)	Type
1		2390.000	38.429	2.747	-15.571	54.000	35.682	AV
2	*	2402.055	97.536	61.823	43.536	54.000	35.712	AV

Engineer: YULIU	
Site: AC5	Time: 2019/04/01 - 21:57
Limit: FCC_Part15.209_RE(3m)	Margin: 0
Probe: Horn_3117_00167055(1-18GHz)	Polarity: Vertical
EUT: LED LAMP	Power: AC 120V/60Hz
Note: Mode 4:Transmit at 2480Mhz by Coding500	



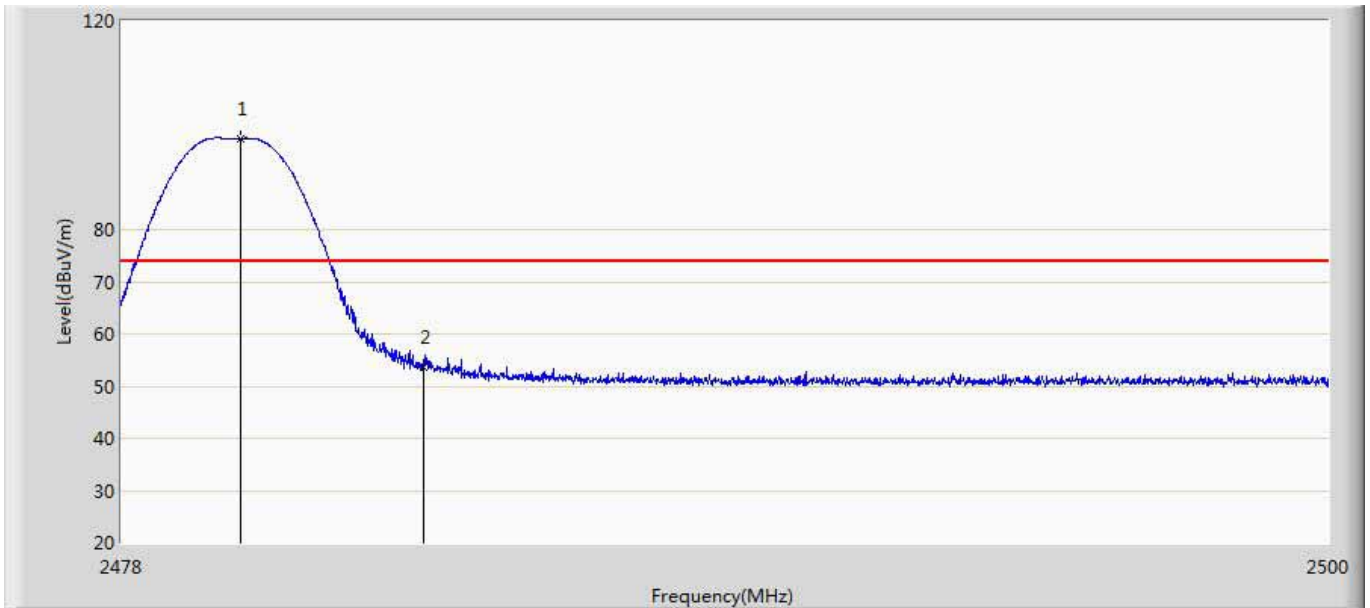
No	Mark	Frequency (MHz)	Measure Level (dBuV/m)	Reading Level (dBuV)	Over Limit (dB)	Limit (dBuV/m)	Factor (dB)	Type
1	*	2480.189	95.933	60.065	21.933	74.000	35.867	PK
2		2483.500	53.015	17.123	-20.985	74.000	35.891	PK

Engineer: YULIU	
Site: AC5	Time: 2019/04/01 - 22:00
Limit: FCC_Part15.209_RE(3m)	Margin: 0
Probe: Horn_3117_00167055(1-18GHz)	Polarity: Vertical
EUT: LED LAMP	Power: AC 120V/60Hz
Note: Mode 4:Transmit at 2480Mhz by Coding500	



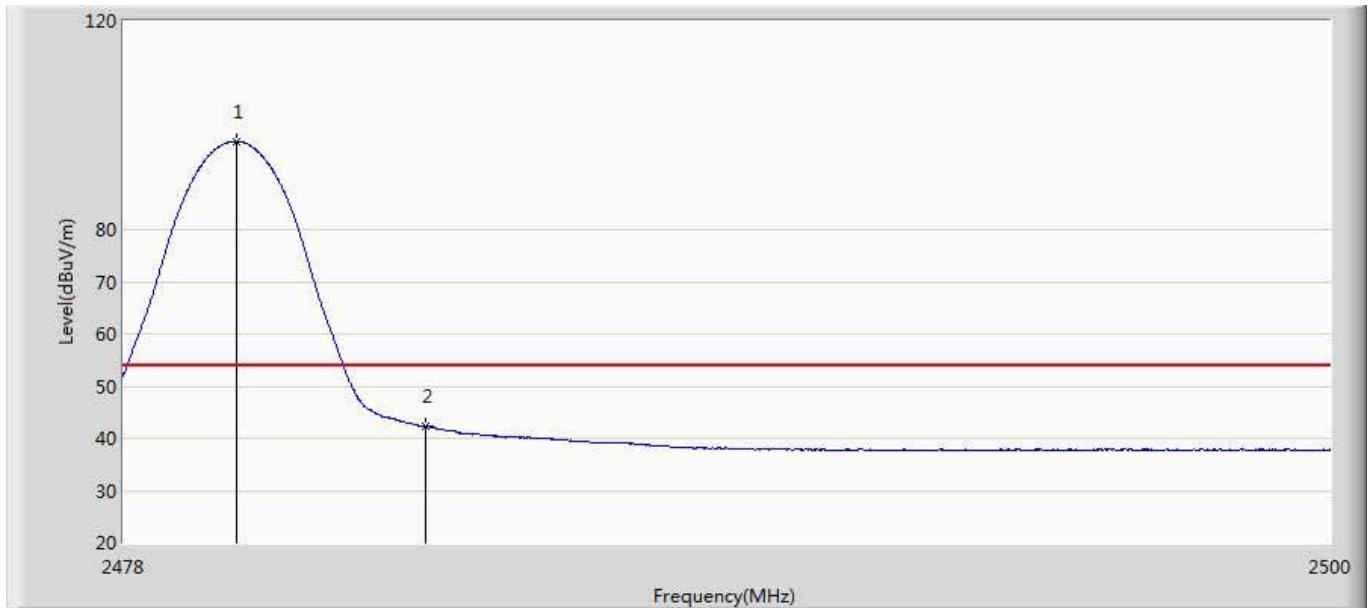
No	Mark	Frequency (MHz)	Measure Level (dBuV/m)	Reading Level (dBuV)	Over Limit (dB)	Limit (dBuV/m)	Factor (dB)	Type
1	*	2480.013	95.268	59.402	41.268	54.000	35.866	AV
2		2483.500	41.315	5.423	-12.685	54.000	35.891	AV

Engineer: YULIU	
Site: AC5	Time: 2019/04/01 - 22:01
Limit: FCC_Part15.209_RE(3m)	Margin: 0
Probe: Horn_3117_00167055(1-18GHz)	Polarity: Horizontal
EUT: LED LAMP	Power: AC 120V/60Hz
Note: Mode 4:Transmit at 2480Mhz by Coding500	



No	Mark	Frequency (MHz)	Measure Level (dBuV/m)	Reading Level (dBuV)	Over Limit (dB)	Limit (dBuV/m)	Factor (dB)	Type
1	*	2480.167	97.494	61.626	23.494	74.000	35.867	PK
2		2483.500	53.583	17.691	-20.417	74.000	35.891	PK

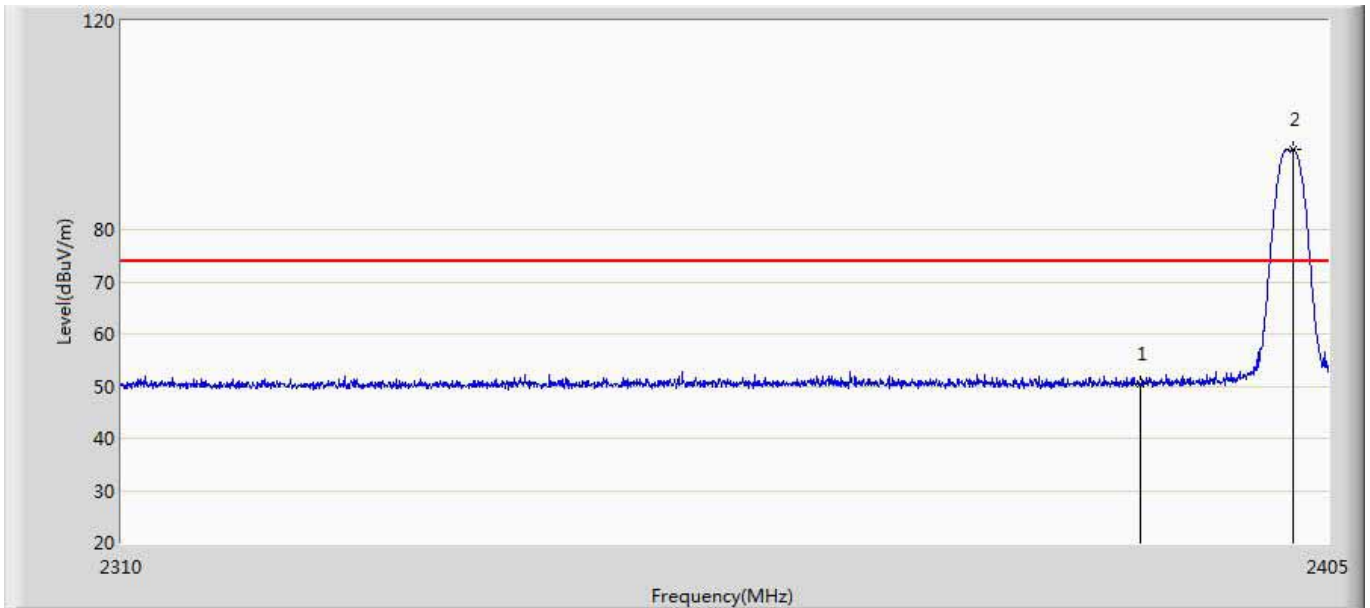
Engineer: YULIU	
Site: AC5	Time: 2019/04/01 - 22:03
Limit: FCC_Part15.209_RE(3m)	Margin: 0
Probe: Horn_3117_00167055(1-18GHz)	Polarity: Horizontal
EUT: LED LAMP	Power: AC 120V/60Hz
Note: Mode 4:Transmit at 2480Mhz by Coding500	



No	Mark	Frequency (MHz)	Measure Level (dBuV/m)	Reading Level (dBuV)	Over Limit (dB)	Limit (dBuV/m)	Factor (dB)	Type
1	*	2480.046	96.930	61.063	42.930	54.000	35.866	AV
2		2483.500	42.242	6.350	-11.758	54.000	35.891	AV

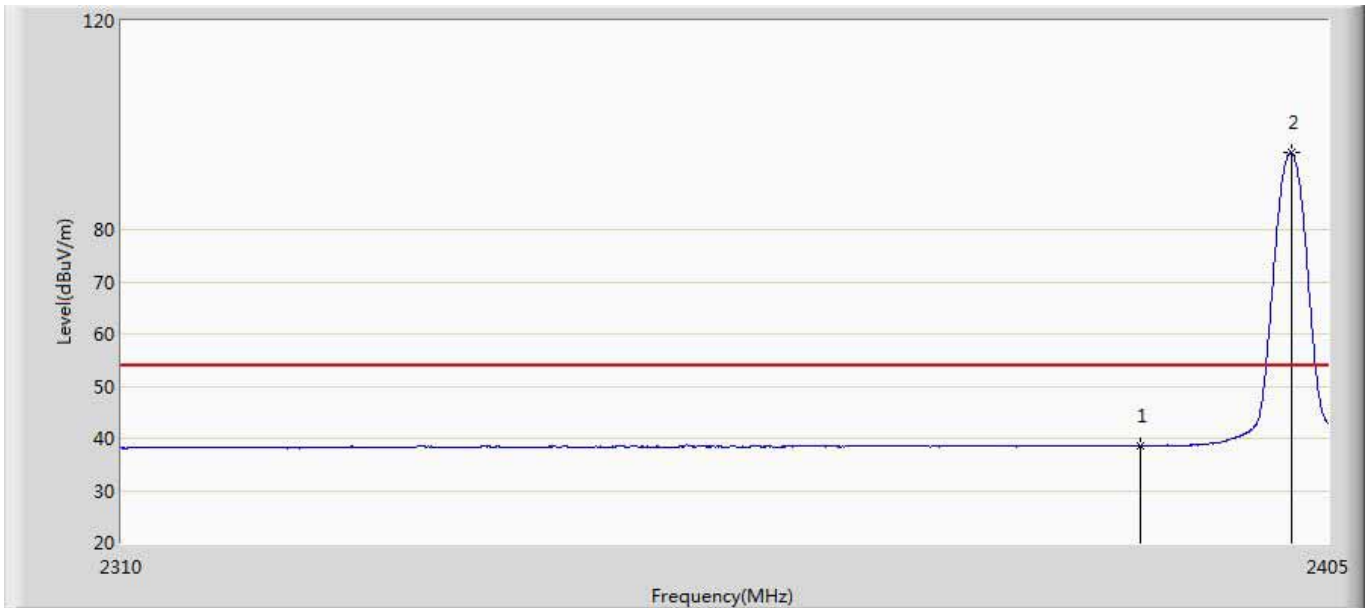
Kdx:

Engineer: Simon	
Site: AC5	Time: 2019/03/08 - 15:56
Limit: FCC_Part15.209_RE(3m)	Margin: 0
Probe: Horn_3117_00167055(1-18GHz)	Polarity: Vertical
EUT:LED LAMP	Power: AC 120V/60Hz
Note: Mode 1:Transmit at 2402MHz by BLE	



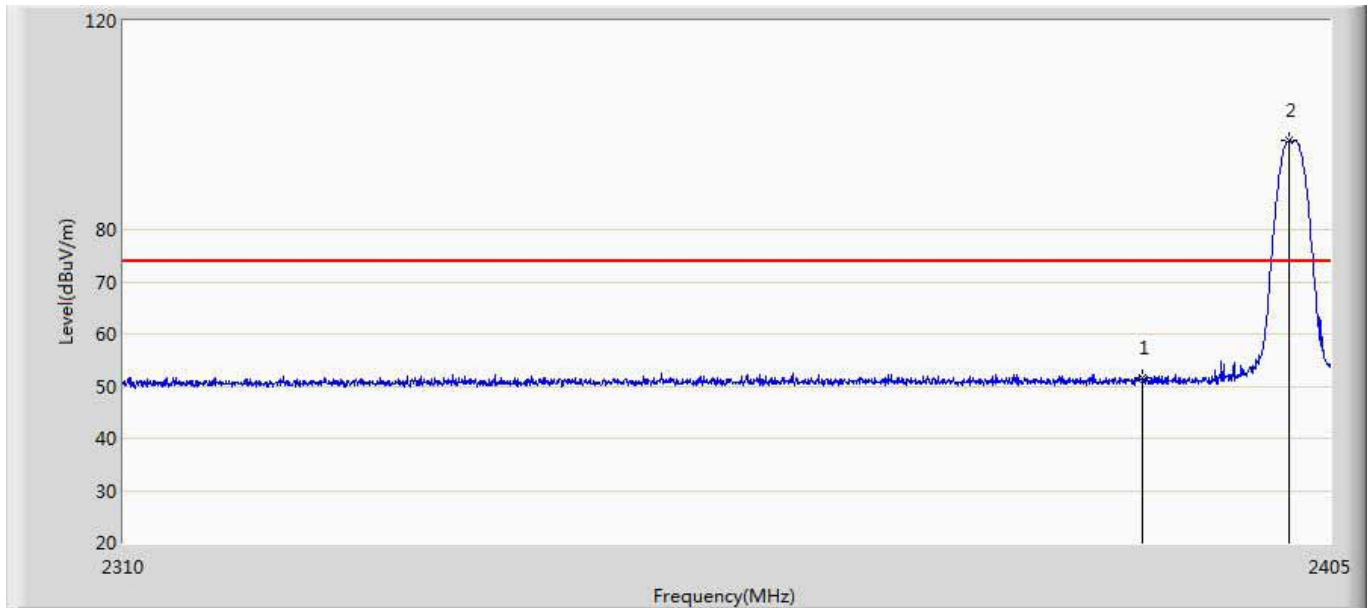
No	Mark	Frequency (MHz)	Measure Level (dBuV/m)	Reading Level (dBuV)	Over Limit (dB)	Limit (dBuV/m)	Factor (dB)	Type
1		2390.000	50.494	14.812	-23.506	74.000	35.682	PK
2	*	2402.150	95.317	59.604	21.317	74.000	35.713	PK

Engineer: Simon	
Site: AC5	Time: 2019/04/12 - 18:50
Limit: FCC_Part15.209_RE(3m)	Margin: 0
Probe: Horn_3117_00167055(1-18GHz)	Polarity: Vertical
EUT:LED LAMP	Power: AC 120V/60Hz
Note: Mode 1:Transmit at 2402MHz by BLE	



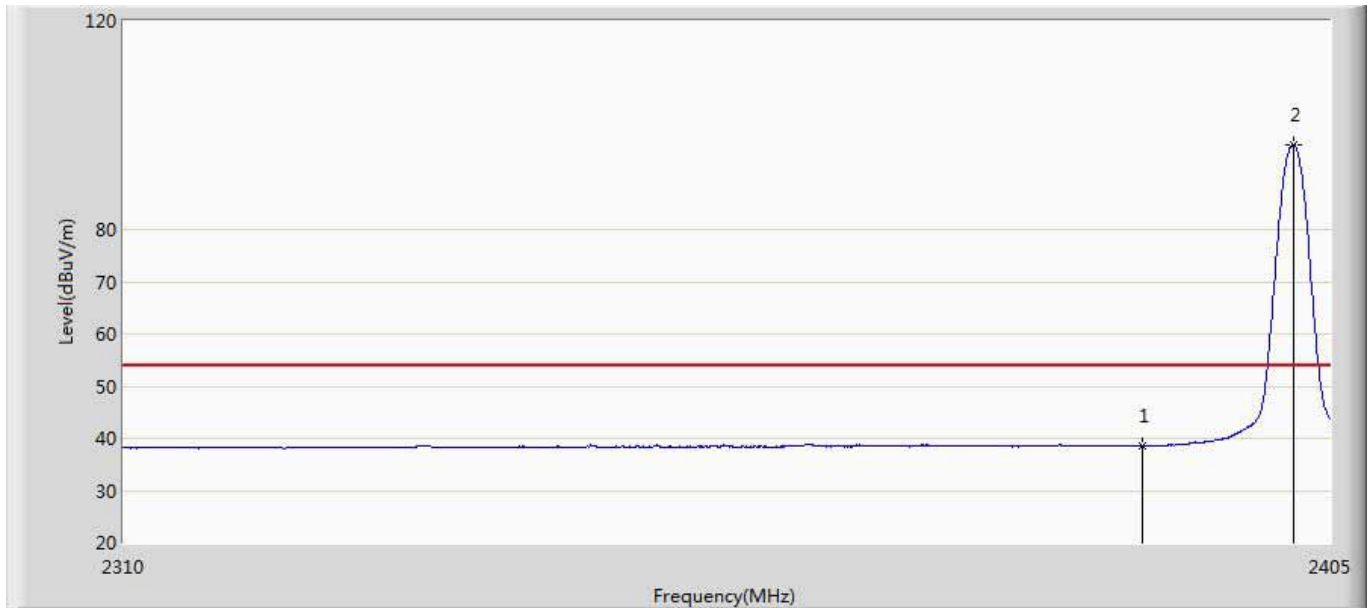
No	Mark	Frequency (MHz)	Measure Level (dBuV/m)	Reading Level (dBuV)	Over Limit (dB)	Limit (dBuV/m)	Factor (dB)	Type
1		2390.000	38.565	2.883	-15.435	54.000	35.682	AV
2	*	2402.055	94.720	59.007	40.720	54.000	35.712	AV

Engineer: Simon	
Site: AC5	Time: 2019/04/12 - 18:53
Limit: FCC_Part15.209_RE(3m)	Margin: 0
Probe: Horn_3117_00167055(1-18GHz)	Polarity: Horizontal
EUT:LED LAMP	Power: AC 120V/60Hz
Note: Mode 1:Transmit at 2402MHz by BLE	



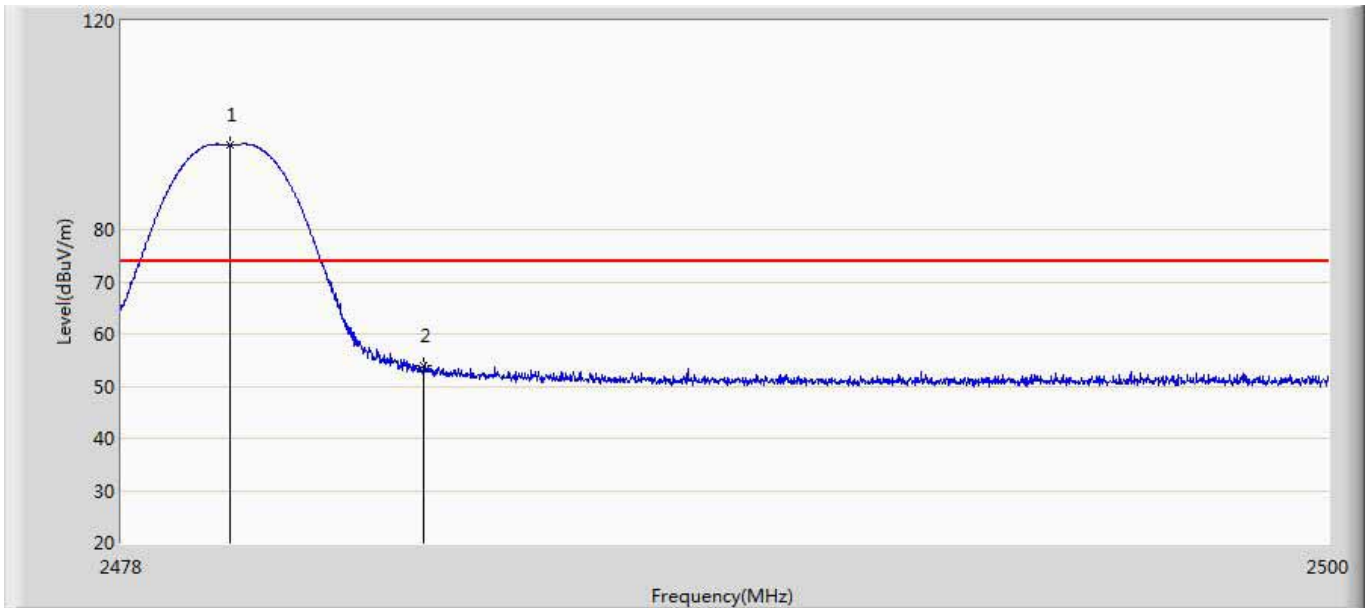
No	Mark	Frequency (MHz)	Measure Level (dBuV/m)	Reading Level (dBuV)	Over Limit (dB)	Limit (dBuV/m)	Factor (dB)	Type
1		2390.000	51.484	15.802	-22.516	74.000	35.682	PK
2	*	2401.770	96.984	61.272	22.984	74.000	35.712	PK

Engineer: Simon	
Site: AC5	Time: 2019/04/12 - 18:57
Limit: FCC_Part15.209_RE(3m)	Margin: 0
Probe: Horn_3117_00167055(1-18GHz)	Polarity: Horizontal
EUT:LED LAMP	Power: AC 120V/60Hz
Note: Mode 1:Transmit at 2402MHz by BLE	



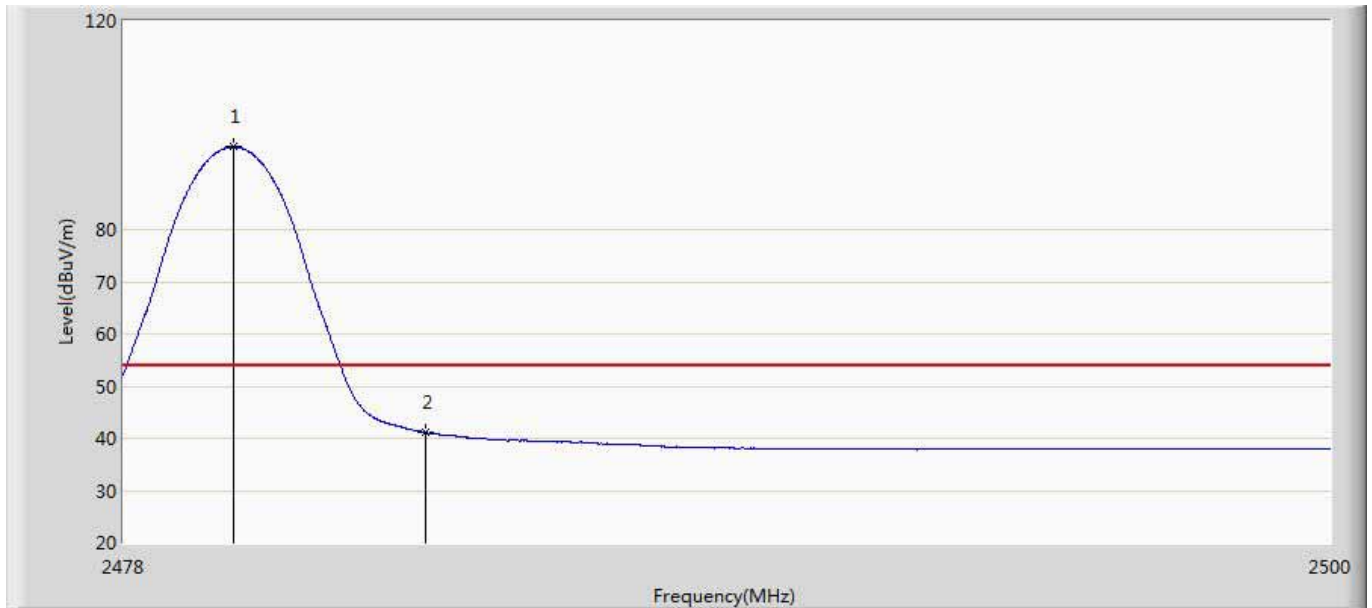
No	Mark	Frequency (MHz)	Measure Level (dBuV/m)	Reading Level (dBuV)	Over Limit (dB)	Limit (dBuV/m)	Factor (dB)	Type
1		2390.000	38.526	2.844	-15.474	54.000	35.682	AV
2	*	2402.055	96.355	60.642	42.355	54.000	35.712	AV

Engineer: Simon	
Site: AC5	Time: 2019/04/12 - 18:59
Limit: FCC_Part15.209_RE(3m)	Margin: 0
Probe: Horn_3117_00167055(1-18GHz)	Polarity: Vertical
EUT:LED LAMP	Power: AC 120V/60Hz
Note: Mode 1:Transmit at 2480MHz by BLE	



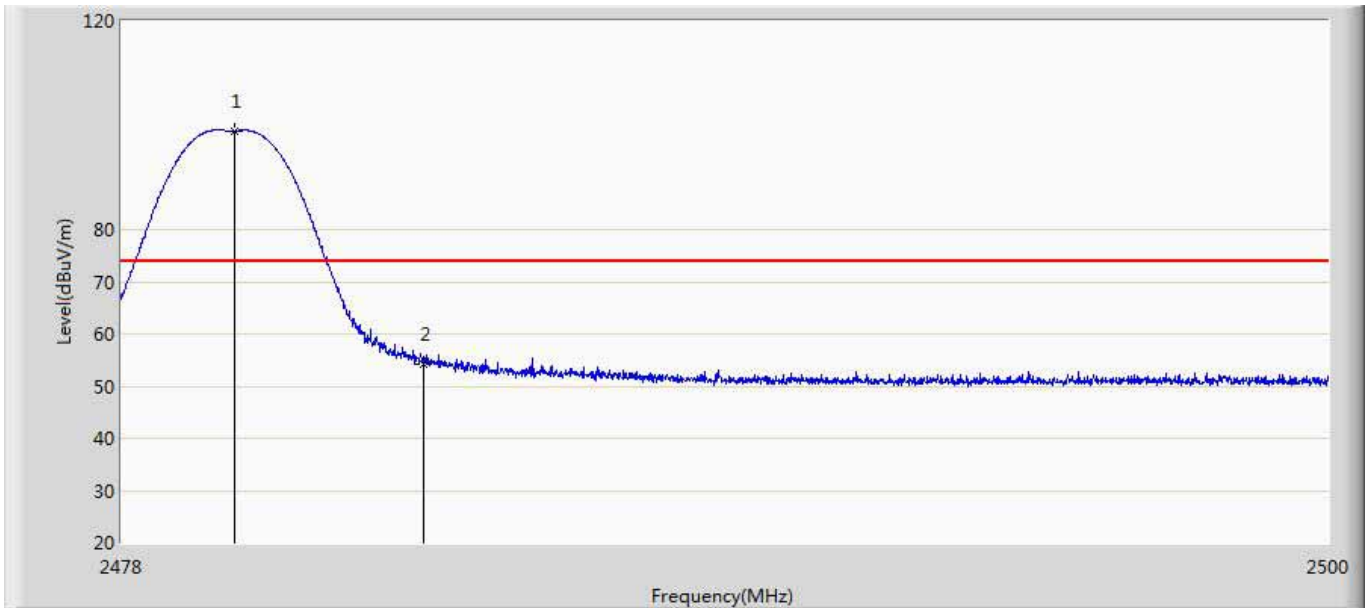
No	Mark	Frequency (MHz)	Measure Level (dBuV/m)	Reading Level (dBuV)	Over Limit (dB)	Limit (dBuV/m)	Factor (dB)	Type
1	*	2479.980	96.266	60.400	22.266	74.000	35.866	PK
2		2483.500	54.055	18.163	-19.945	74.000	35.891	PK

Engineer: Simon	
Site: AC5	Time: 2019/04/12 - 19:01
Limit: FCC_Part15.209_RE(3m)	Margin: 0
Probe: Horn_3117_00167055(1-18GHz)	Polarity: Vertical
EUT:LED LAMP	Power: AC 120V/60Hz
Note: Mode 1:Transmit at 2480MHz by BLE	



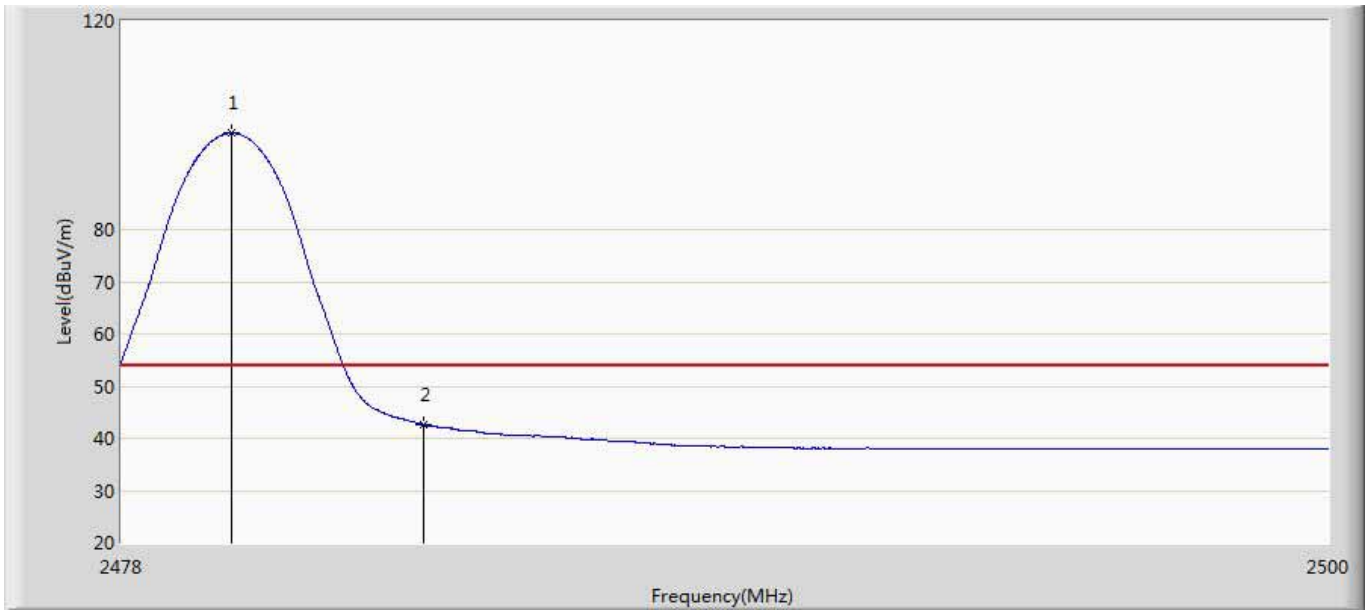
No	Mark	Frequency (MHz)	Measure Level (dBuV/m)	Reading Level (dBuV)	Over Limit (dB)	Limit (dBuV/m)	Factor (dB)	Type
1	*	2480.013	95.832	59.966	41.832	54.000	35.866	AV
2		2483.500	41.060	5.168	-12.940	54.000	35.891	AV

Engineer: Simon	
Site: AC5	Time: 2019/04/12 - 19:03
Limit: FCC_Part15.209_RE(3m)	Margin: 0
Probe: Horn_3117_00167055(1-18GHz)	Polarity: Horizontal
EUT:LED LAMP	Power: AC 120V/60Hz
Note: Mode 1:Transmit at 2480MHz by BLE	



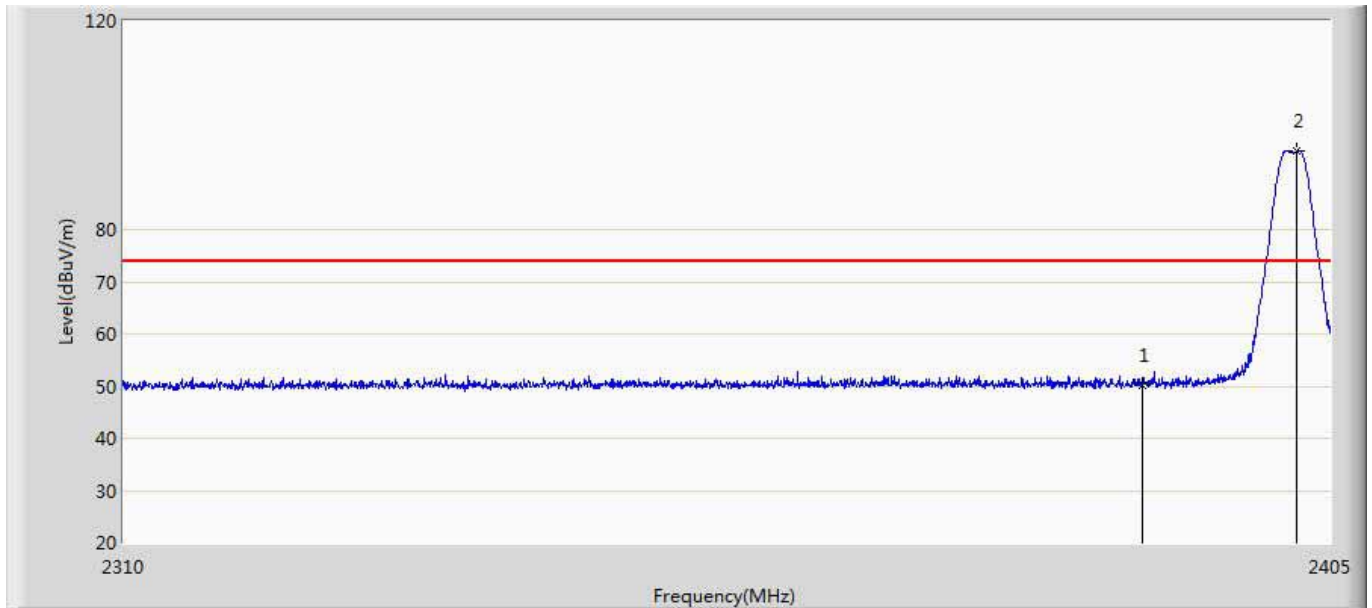
No	Mark	Frequency (MHz)	Measure Level (dBuV/m)	Reading Level (dBuV)	Over Limit (dB)	Limit (dBuV/m)	Factor (dB)	Type
1	*	2480.046	98.923	63.056	24.923	74.000	35.866	PK
2		2483.500	54.200	18.308	-19.800	74.000	35.891	PK

Engineer: Simon	
Site: AC5	Time: 2019/04/12 - 19:04
Limit: FCC_Part15.209_RE(3m)	Margin: 0
Probe: Horn_3117_00167055(1-18GHz)	Polarity: Horizontal
EUT:LED LAMP	Power: AC 120V/60Hz
Note: Mode 1:Transmit at 2480MHz by BLE	



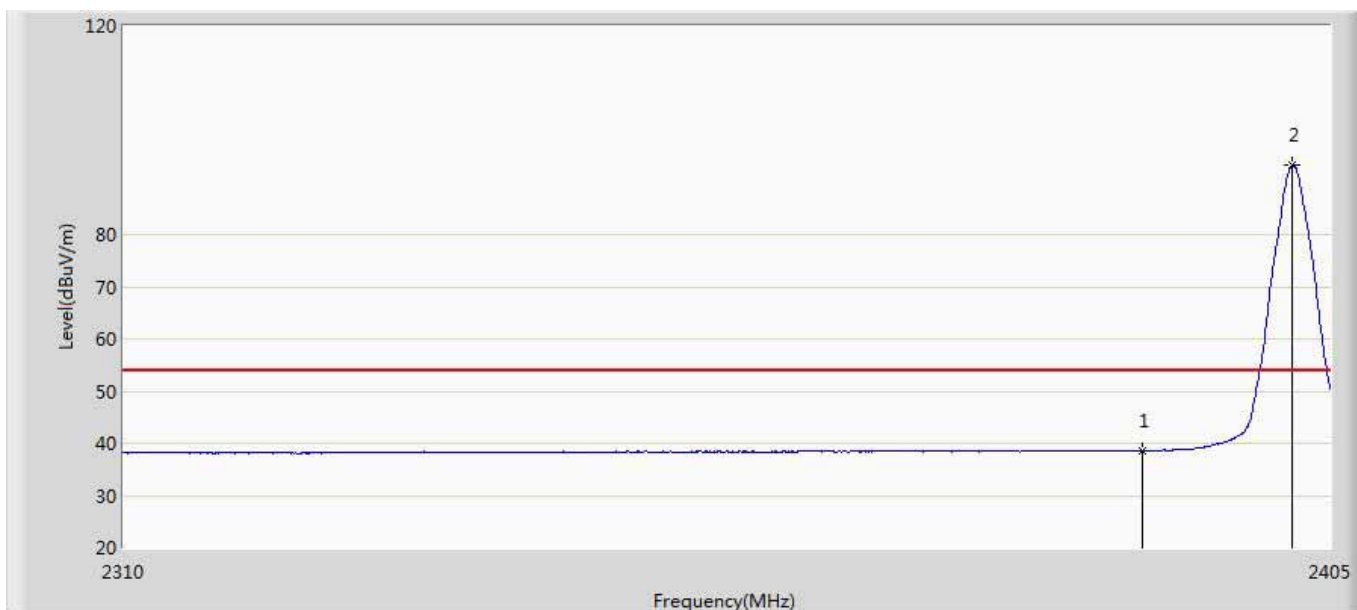
No	Mark	Frequency (MHz)	Measure Level (dBuV/m)	Reading Level (dBuV)	Over Limit (dB)	Limit (dBuV/m)	Factor (dB)	Type
1	*	2480.013	98.469	62.603	44.469	54.000	35.866	AV
2		2483.500	42.618	6.726	-11.382	54.000	35.891	AV

Engineer: Simon	
Site: AC5	Time: 2019/04/12 - 19:06
Limit: FCC_Part15.209_RE(3m)	Margin: 0
Probe: Horn_3117_00167055(1-18GHz)	Polarity: Vertical
EUT:LED LAMP	Power: AC 120V/60Hz
Note: Mode 2:Transmit at 2402MHz by 2LE	



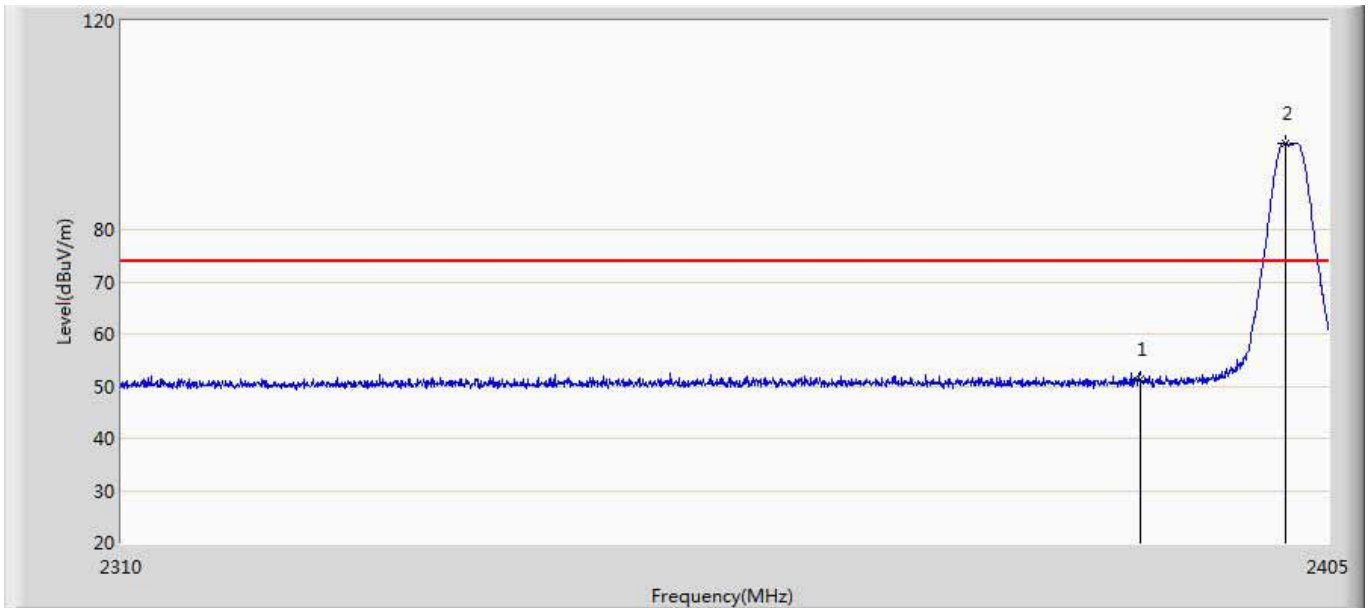
No	Mark	Frequency (MHz)	Measure Level (dBuV/m)	Reading Level (dBuV)	Over Limit (dB)	Limit (dBuV/m)	Factor (dB)	Type
1		2390.000	50.242	14.560	-23.758	74.000	35.682	PK
2	*	2402.292	95.037	59.324	21.037	74.000	35.714	PK

Engineer: Simon	
Site: AC5	Time: 2019/04/12 - 19:08
Limit: FCC_Part15.209_RE(3m)	Margin: 0
Probe: Horn_3117_00167055(1-18GHz)	Polarity: Vertical
EUT:LED LAMP	Power: AC 120V/60Hz
Note: Mode 2:Transmit at 2402MHz by 2LE	



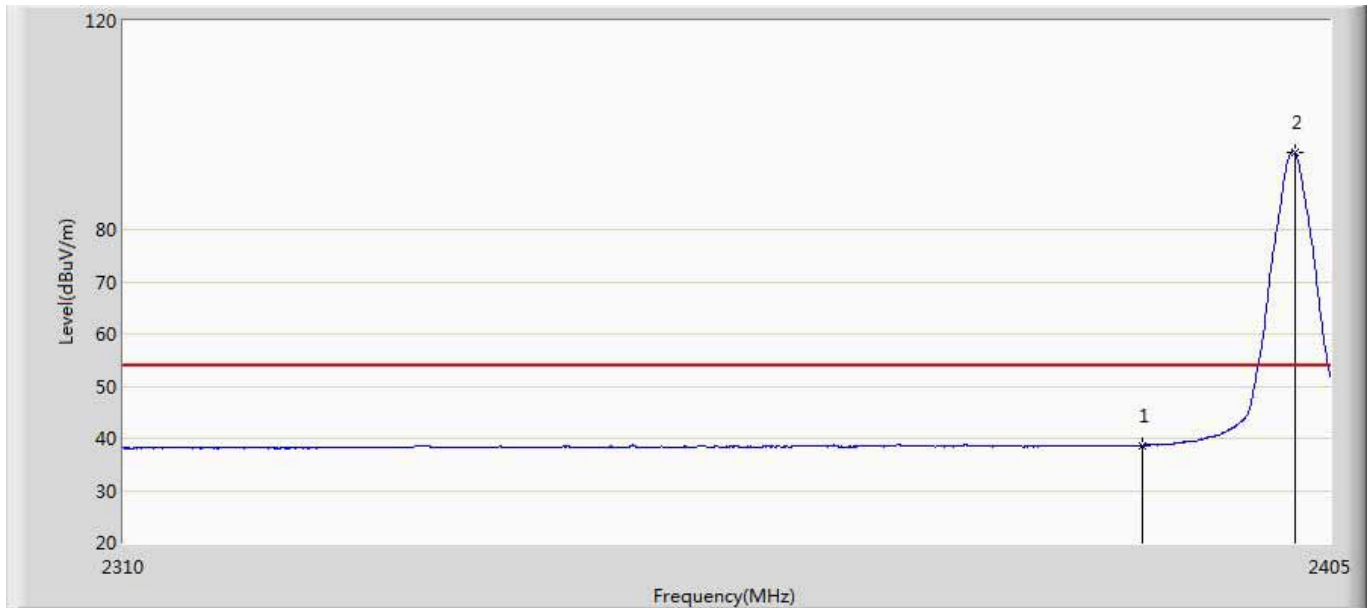
No	Mark	Frequency (MHz)	Measure Level (dBuV/m)	Reading Level (dBuV)	Over Limit (dB)	Limit (dBuV/m)	Factor (dB)	Type
1		2390.000	38.556	2.874	-15.444	54.000	35.682	AV
2	*	2401.913	93.218	57.506	39.218	54.000	35.712	AV

Engineer: Simon	
Site: AC5	Time: 2019/04/12 - 19:10
Limit: FCC_Part15.209_RE(3m)	Margin: 0
Probe: Horn_3117_00167055(1-18GHz)	Polarity: Horizontal
EUT:LED LAMP	Power: AC 120V/60Hz
Note: Mode 2:Transmit at 2402MHz by 2LE	



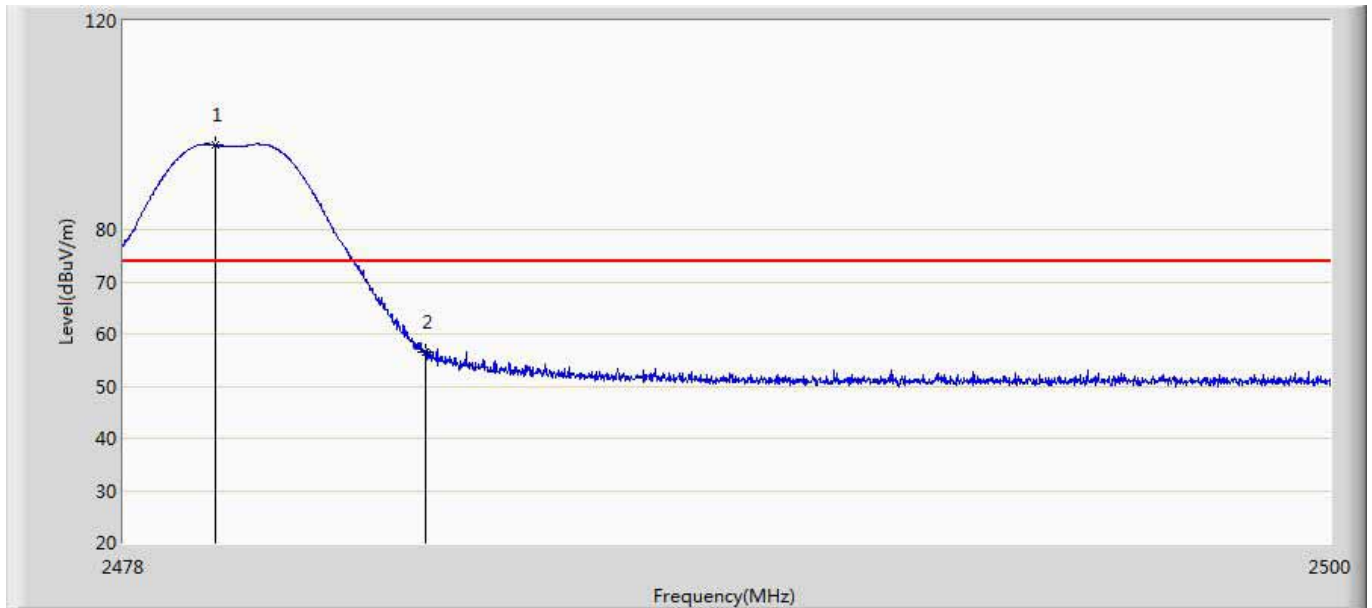
No	Mark	Frequency (MHz)	Measure Level (dBuV/m)	Reading Level (dBuV)	Over Limit (dB)	Limit (dBuV/m)	Factor (dB)	Type
1		2390.000	51.252	15.570	-22.748	74.000	35.682	PK
2	*	2401.627	96.560	60.848	22.560	74.000	35.712	PK

Engineer: Simon	
Site: AC5	Time: 2019/04/12 - 19:12
Limit: FCC_Part15.209_RE(3m)	Margin: 0
Probe: Horn_3117_00167055(1-18GHz)	Polarity: Horizontal
EUT:LED LAMP	Power: AC 120V/60Hz
Note: Mode 2:Transmit at 2402MHz by 2LE	



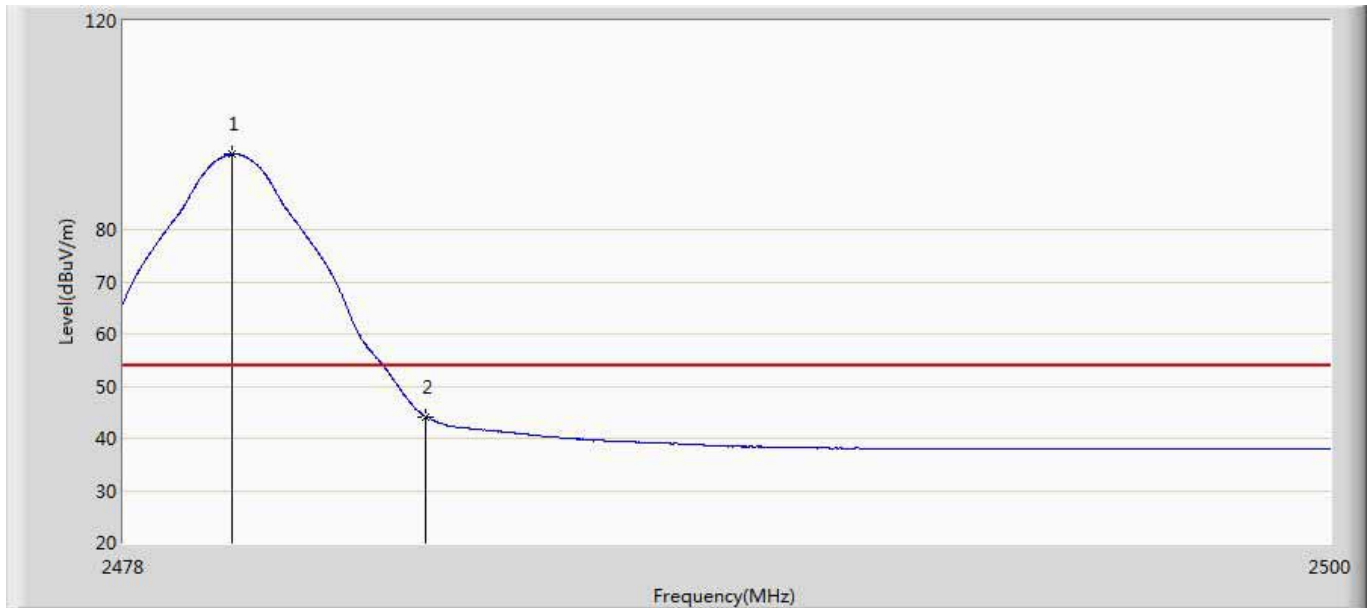
No	Mark	Frequency (MHz)	Measure Level (dBuV/m)	Reading Level (dBuV)	Over Limit (dB)	Limit (dBuV/m)	Factor (dB)	Type
1		2390.000	38.618	2.936	-15.382	54.000	35.682	AV
2	*	2402.198	94.796	59.083	40.796	54.000	35.714	AV

Engineer: Simon	
Site: AC5	Time: 2019/04/12 - 19:14
Limit: FCC_Part15.209_RE(3m)	Margin: 0
Probe: Horn_3117_00167055(1-18GHz)	Polarity: Vertical
EUT:LED LAMP	Power: AC 120V/60Hz
Note: Mode 2:Transmit at 2480MHz by 2LE	



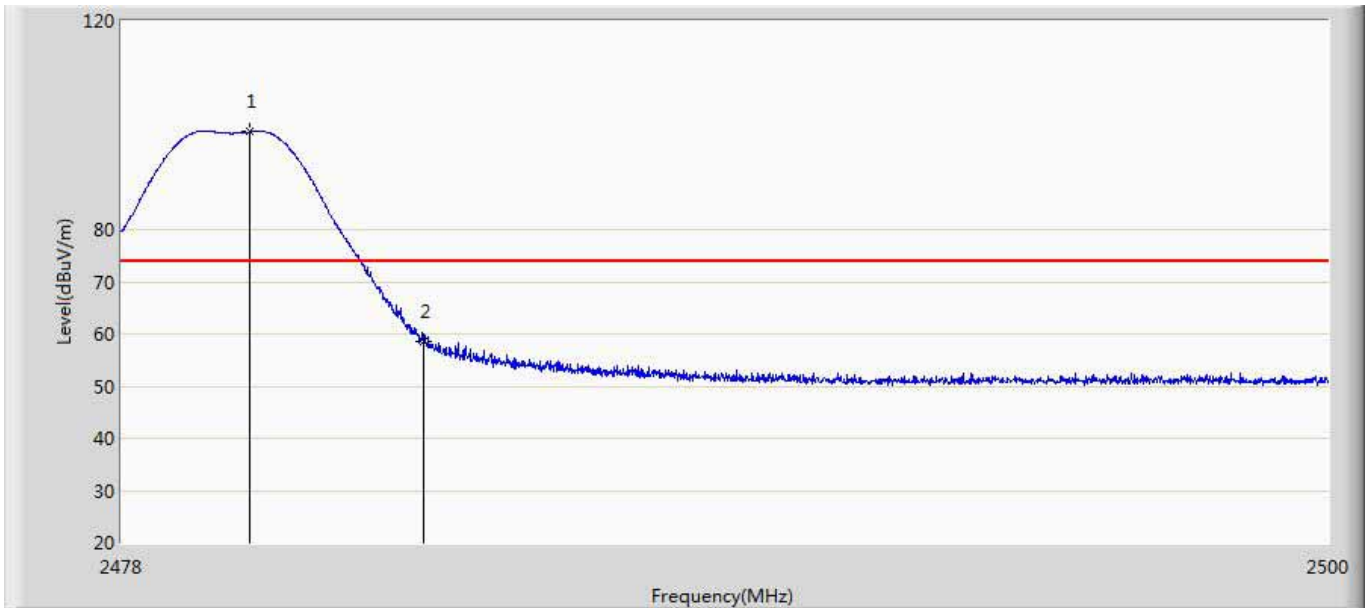
No	Mark	Frequency (MHz)	Measure Level (dBuV/m)	Reading Level (dBuV)	Over Limit (dB)	Limit (dBuV/m)	Factor (dB)	Type
1	*	2479.672	96.244	60.380	22.244	74.000	35.864	PK
2		2483.500	56.517	20.625	-17.483	74.000	35.891	PK

Engineer: Simon	
Site: AC5	Time: 2019/04/12 - 19:16
Limit: FCC_Part15.209_RE(3m)	Margin: 0
Probe: Horn_3117_00167055(1-18GHz)	Polarity: Vertical
EUT:LED LAMP	Power: AC 120V/60Hz
Note: Mode 2:Transmit at 2480MHz by 2LE	



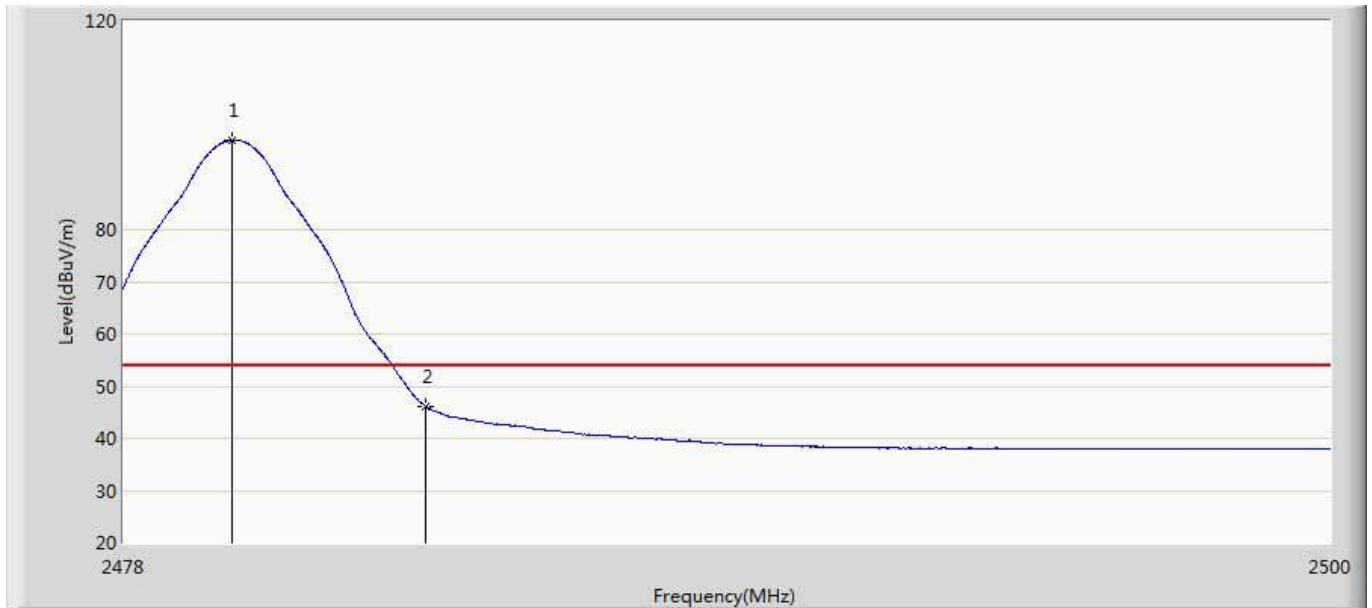
No	Mark	Frequency (MHz)	Measure Level (dBuV/m)	Reading Level (dBuV)	Over Limit (dB)	Limit (dBuV/m)	Factor (dB)	Type
1	*	2479.980	94.426	58.560	40.426	54.000	35.866	AV
2		2483.500	44.044	8.152	-9.956	54.000	35.891	AV

Engineer: Simon	
Site: AC5	Time: 2019/04/12 - 19:17
Limit: FCC_Part15.209_RE(3m)	Margin: 0
Probe: Horn_3117_00167055(1-18GHz)	Polarity: Horizontal
EUT:LED LAMP	Power: AC 120V/60Hz
Note: Mode 2:Transmit at 2480MHz by 2LE	



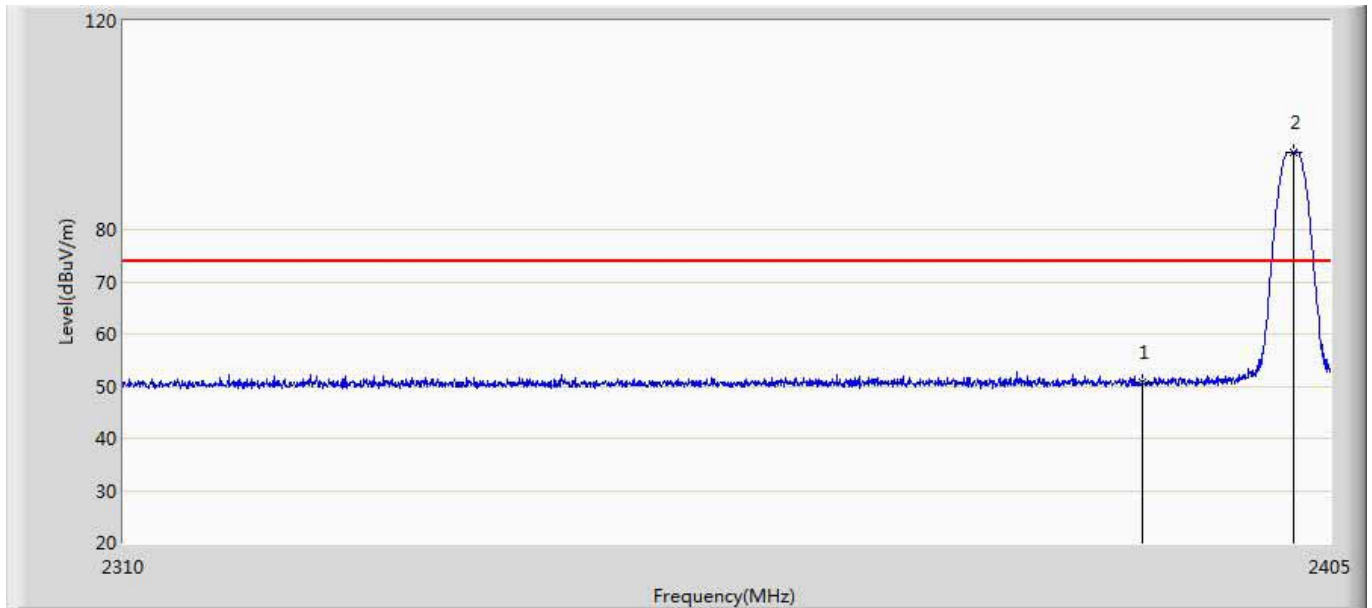
No	Mark	Frequency (MHz)	Measure Level (dBuV/m)	Reading Level (dBuV)	Over Limit (dB)	Limit (dBuV/m)	Factor (dB)	Type
1	*	2480.343	98.757	62.888	24.757	74.000	35.869	PK
2		2483.500	58.624	22.732	-15.376	74.000	35.891	PK

Engineer: Simon	
Site: AC5	Time: 2019/04/12 - 19:19
Limit: FCC_Part15.209_RE(3m)	Margin: 0
Probe: Horn_3117_00167055(1-18GHz)	Polarity: Horizontal
EUT:LED LAMP	Power: AC 120V/60Hz
Note: Mode 2:Transmit at 2480MHz by 2LE	



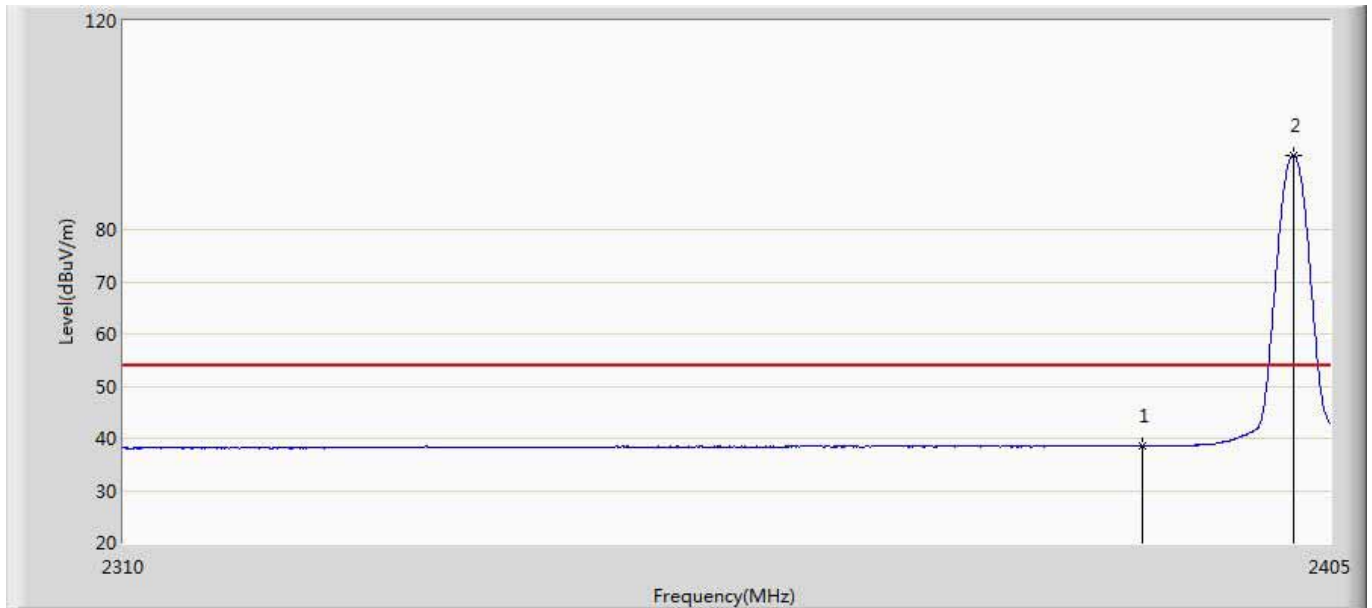
No	Mark	Frequency (MHz)	Measure Level (dBuV/m)	Reading Level (dBuV)	Over Limit (dB)	Limit (dBuV/m)	Factor (dB)	Type
1	*	2479.980	97.146	61.280	43.146	54.000	35.866	AV
2		2483.500	46.163	10.271	-7.837	54.000	35.891	AV

Engineer: Simon	
Site: AC5	Time: 2019/04/12 - 19:21
Limit: FCC_Part15.209_RE(3m)	Margin: 0
Probe: Horn_3117_00167055(1-18GHz)	Polarity: Vertical
EUT:LED LAMP	Power: AC 120V/60Hz
Note: Mode 3:Transmit at 2402MHz by Coding125	



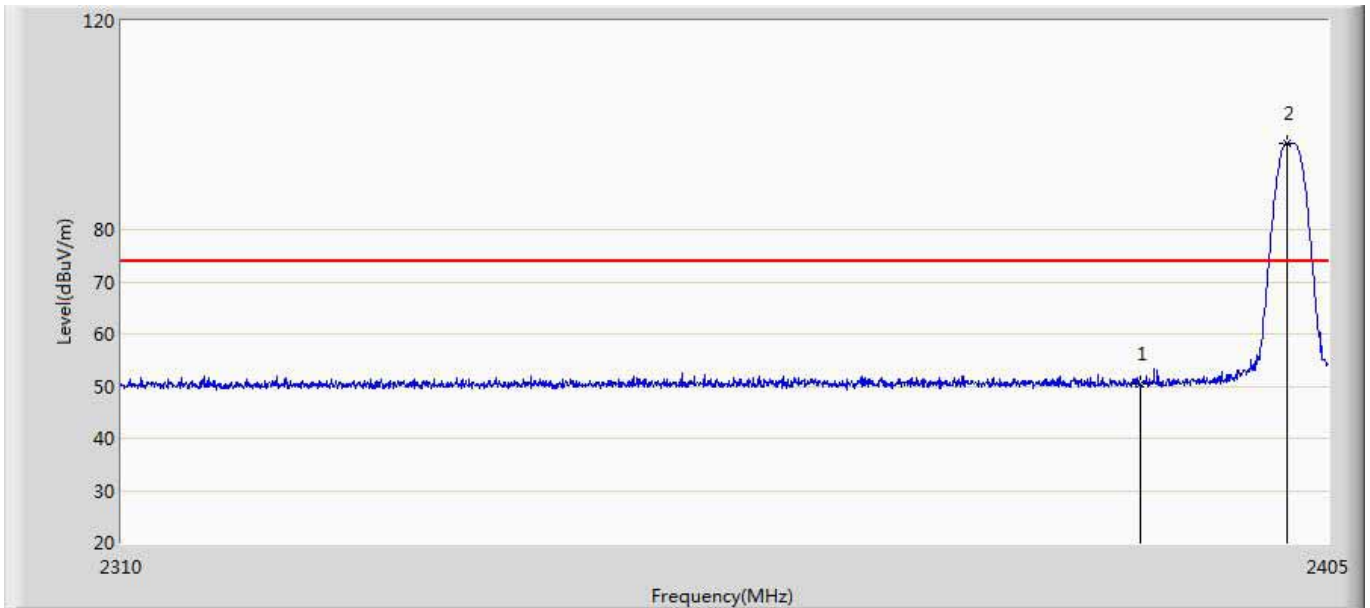
No	Mark	Frequency (MHz)	Measure Level (dBuV/m)	Reading Level (dBuV)	Over Limit (dB)	Limit (dBuV/m)	Factor (dB)	Type
1		2390.000	50.594	14.912	-23.406	74.000	35.682	PK
2	*	2402.055	94.820	59.107	20.820	74.000	35.712	PK

Engineer: Simon	
Site: AC5	Time: 2019/04/12 - 19:24
Limit: FCC_Part15.209_RE(3m)	Margin: 0
Probe: Horn_3117_00167055(1-18GHz)	Polarity: Vertical
EUT:LED LAMP	Power: AC 120V/60Hz
Note: Mode 3:Transmit at 2402MHz by Coding125	



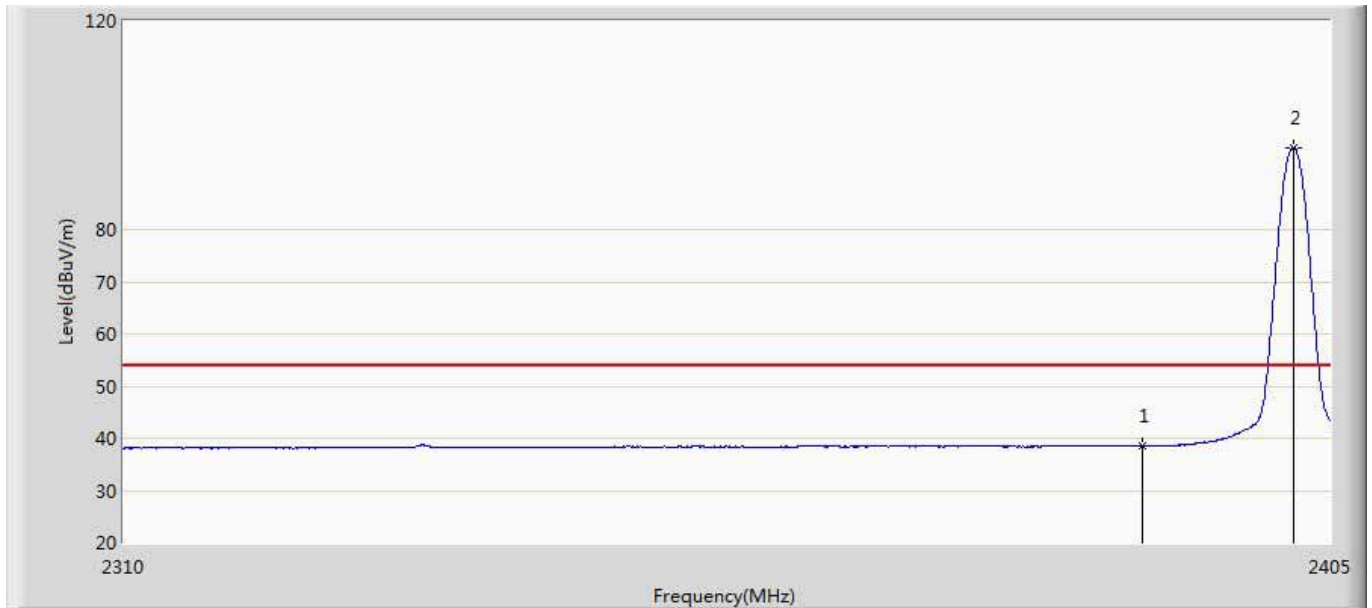
No	Mark	Frequency (MHz)	Measure Level (dBuV/m)	Reading Level (dBuV)	Over Limit (dB)	Limit (dBuV/m)	Factor (dB)	Type
1		2390.000	38.523	2.841	-15.477	54.000	35.682	AV
2	*	2402.055	94.294	58.581	40.294	54.000	35.712	AV

Engineer: Simon	
Site: AC5	Time: 2019/04/12 - 19:26
Limit: FCC_Part15.209_RE(3m)	Margin: 0
Probe: Horn_3117_00167055(1-18GHz)	Polarity: Horizontal
EUT:LED LAMP	Power: AC 120V/60Hz
Note: Mode 3:Transmit at 2402MHz by Coding125	



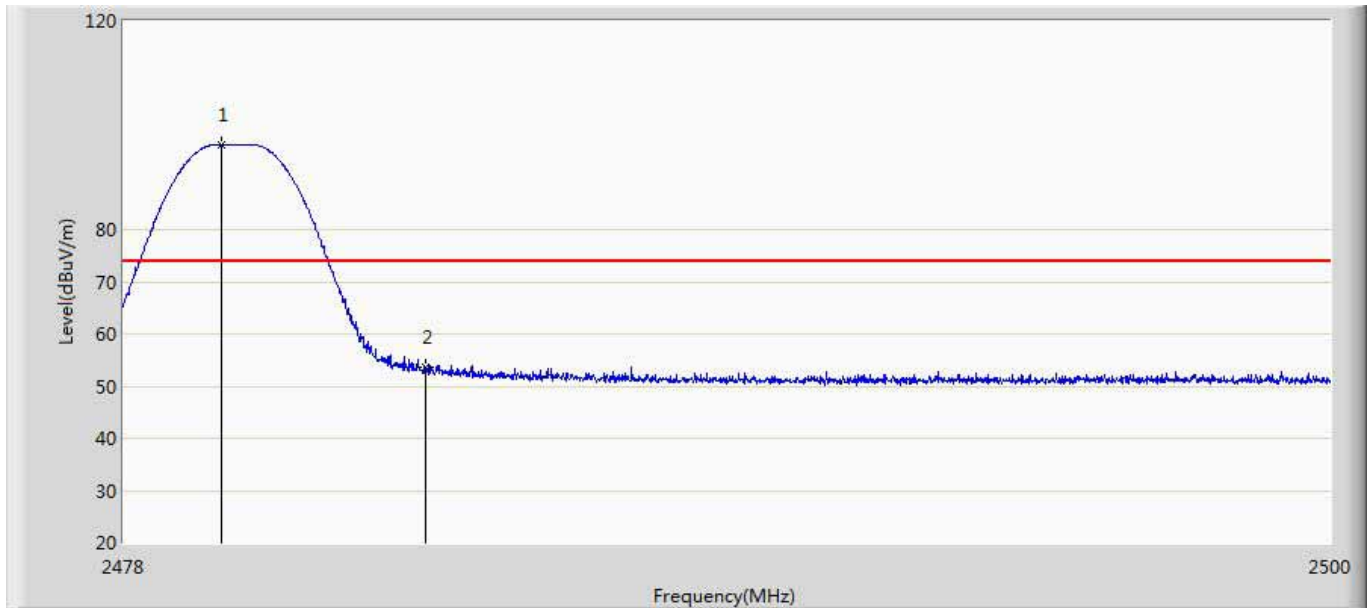
No	Mark	Frequency (MHz)	Measure Level (dBuV/m)	Reading Level (dBuV)	Over Limit (dB)	Limit (dBuV/m)	Factor (dB)	Type
1		2390.000	50.440	14.758	-23.560	74.000	35.682	PK
2	*	2401.770	96.554	60.842	22.554	74.000	35.712	PK

Engineer: Simon	
Site: AC5	Time: 2019/04/12 - 19:29
Limit: FCC_Part15.209_RE(3m)	Margin: 0
Probe: Horn_3117_00167055(1-18GHz)	Polarity: Horizontal
EUT:LED LAMP	Power: AC 120V/60Hz
Note: Mode 3:Transmit at 2402MHz by Coding125	



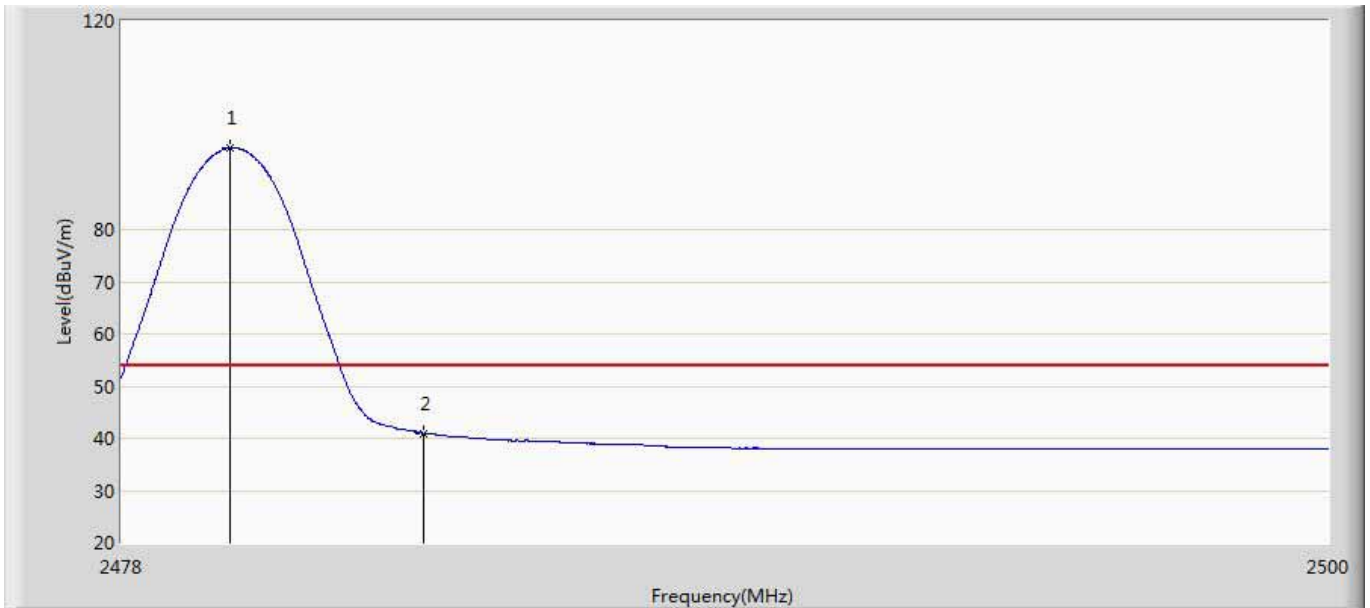
No	Mark	Frequency (MHz)	Measure Level (dBuV/m)	Reading Level (dBuV)	Over Limit (dB)	Limit (dBuV/m)	Factor (dB)	Type
1		2390.000	38.533	2.851	-15.467	54.000	35.682	AV
2	*	2402.055	95.742	60.029	41.742	54.000	35.712	AV

Engineer: Simon	
Site: AC5	Time: 2019/04/12 - 19:31
Limit: FCC_Part15.209_RE(3m)	Margin: 0
Probe: Horn_3117_00167055(1-18GHz)	Polarity: Vertical
EUT:LED LAMP	Power: AC 120V/60Hz
Note: Mode 3:Transmit at 2480MHz by Coding125	



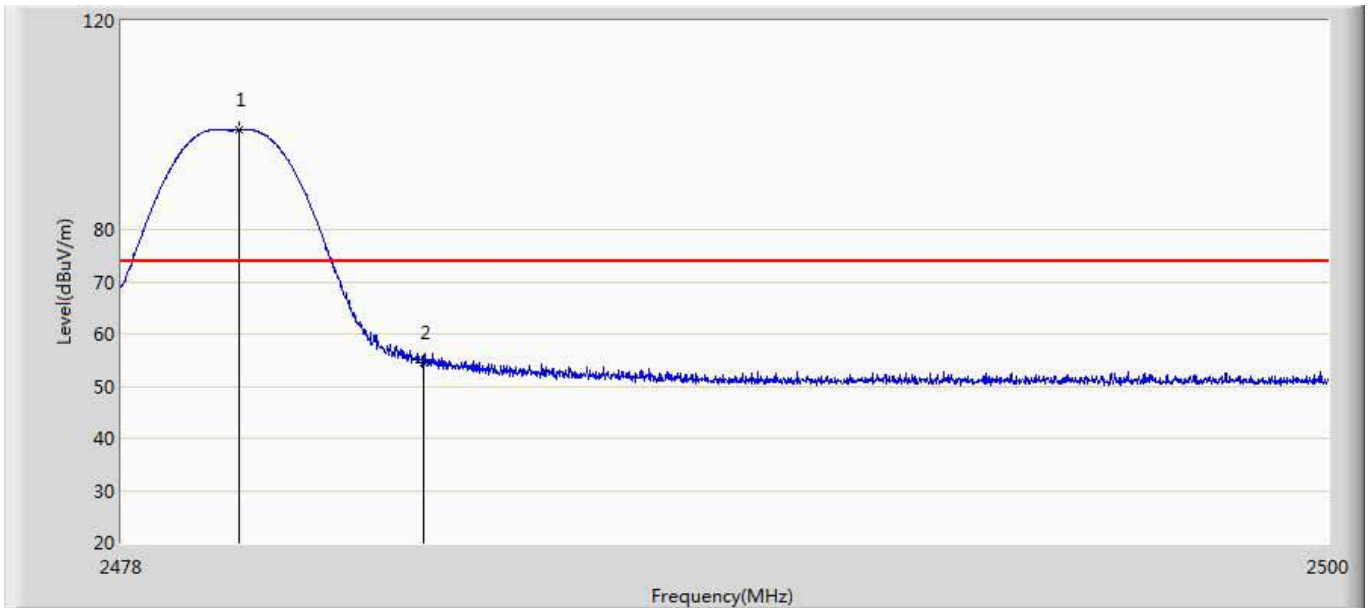
No	Mark	Frequency (MHz)	Measure Level (dBuV/m)	Reading Level (dBuV)	Over Limit (dB)	Limit (dBuV/m)	Factor (dB)	Type
1	*	2479.771	96.310	60.445	22.310	74.000	35.865	PK
2		2483.500	53.595	17.703	-20.405	74.000	35.891	PK

Engineer: Simon	
Site: AC5	Time: 2019/04/12 - 21:22
Limit: FCC_Part15.209_RE(3m)	Margin: 0
Probe: Horn_3117_00167055(1-18GHz)	Polarity: Vertical
EUT:LED LAMP	Power: AC 120V/60Hz
Note: Mode 3:Transmit at 2480MHz by Coding125	



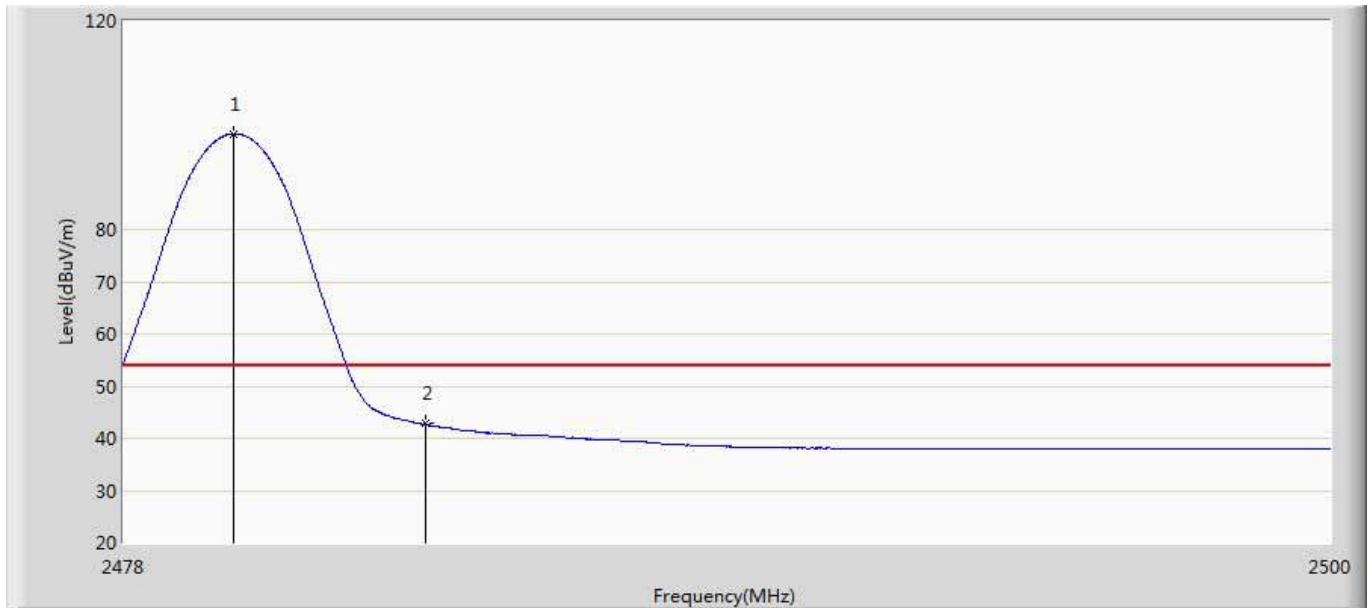
No	Mark	Frequency (MHz)	Measure Level (dBuV/m)	Reading Level (dBuV)	Over Limit (dB)	Limit (dBuV/m)	Factor (dB)	Type
1	*	2479.980	95.646	59.780	41.646	54.000	35.866	AV
2		2483.500	40.952	5.060	-13.048	54.000	35.891	AV

Engineer: Simon	
Site: AC5	Time: 2019/04/12 - 21:24
Limit: FCC_Part15.209_RE(3m)	Margin: 0
Probe: Horn_3117_00167055(1-18GHz)	Polarity: Horizontal
EUT:LED LAMP	Power: AC 120V/60Hz
Note: Mode 3:Transmit at 2480MHz by Coding125	



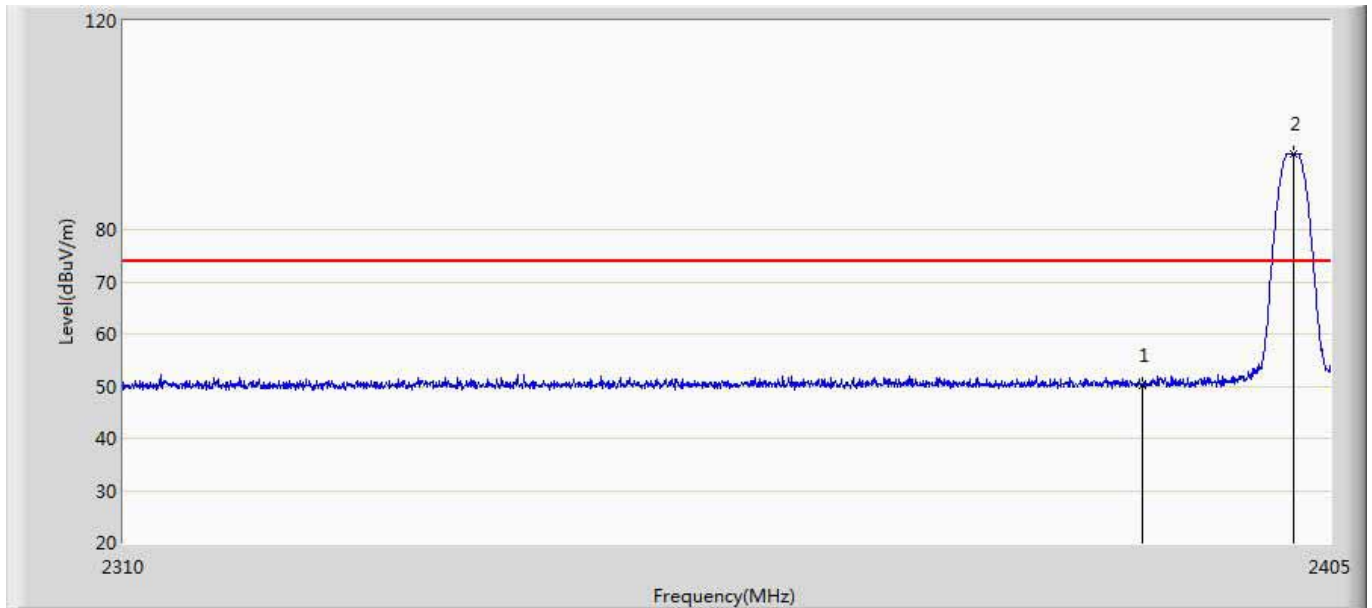
No	Mark	Frequency (MHz)	Measure Level (dBuV/m)	Reading Level (dBuV)	Over Limit (dB)	Limit (dBuV/m)	Factor (dB)	Type
1	*	2480.145	99.046	63.179	25.046	74.000	35.867	PK
2		2483.500	54.530	18.638	-19.470	74.000	35.891	PK

Engineer: Simon	
Site: AC5	Time: 2019/04/12 - 21:26
Limit: FCC_Part15.209_RE(3m)	Margin: 0
Probe: Horn_3117_00167055(1-18GHz)	Polarity: Horizontal
EUT:LED LAMP	Power: AC 120V/60Hz
Note: Mode 3:Transmit at 2480MHz by Coding125	



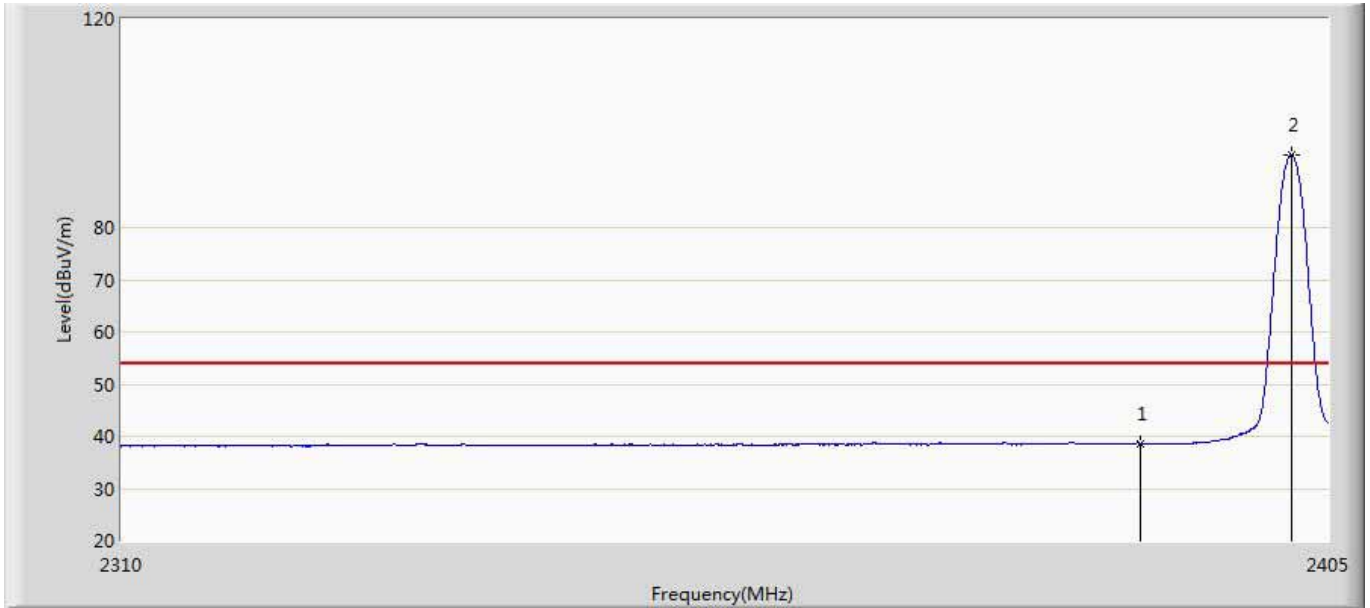
No	Mark	Frequency (MHz)	Measure Level (dBuV/m)	Reading Level (dBuV)	Over Limit (dB)	Limit (dBuV/m)	Factor (dB)	Type
1	*	2480.013	98.359	62.493	44.359	54.000	35.866	AV
2		2483.500	42.758	6.866	-11.242	54.000	35.891	AV

Engineer: Simon	
Site: AC5	Time: 2019/04/12 - 21:27
Limit: FCC_Part15.209_RE(3m)	Margin: 0
Probe: Horn_3117_00167055(1-18GHz)	Polarity: Vertical
EUT:LED LAMP	Power: AC 120V/60Hz
Note: Mode 4:Transmit at 2402MHz by Coding500	



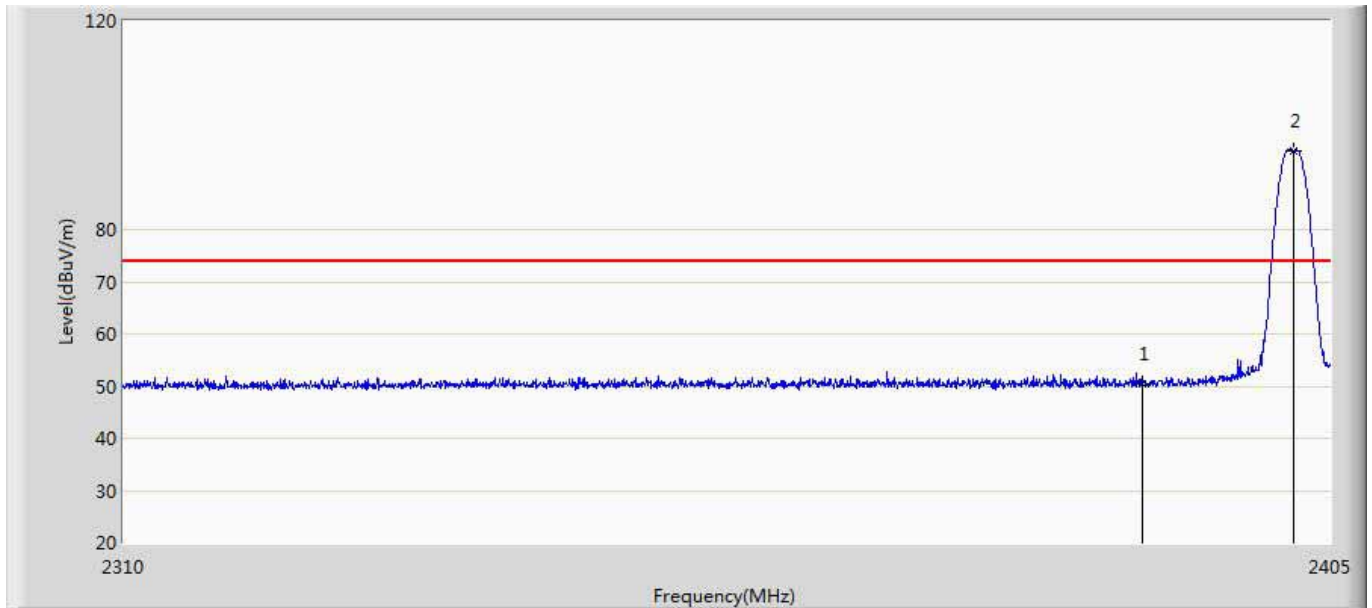
No	Mark	Frequency (MHz)	Measure Level (dBuV/m)	Reading Level (dBuV)	Over Limit (dB)	Limit (dBuV/m)	Factor (dB)	Type
1		2390.000	50.177	14.495	-23.823	74.000	35.682	PK
2	*	2402.055	94.486	58.773	20.486	74.000	35.712	PK

Engineer: Simon	
Site: AC5	Time: 2019/04/12 - 21:30
Limit: FCC_Part15.209_RE(3m)	Margin: 0
Probe: Horn_3117_00167055(1-18GHz)	Polarity: Vertical
EUT:LED LAMP	Power: AC 120V/60Hz
Note: Mode 4:Transmit at 2402MHz by Coding500	



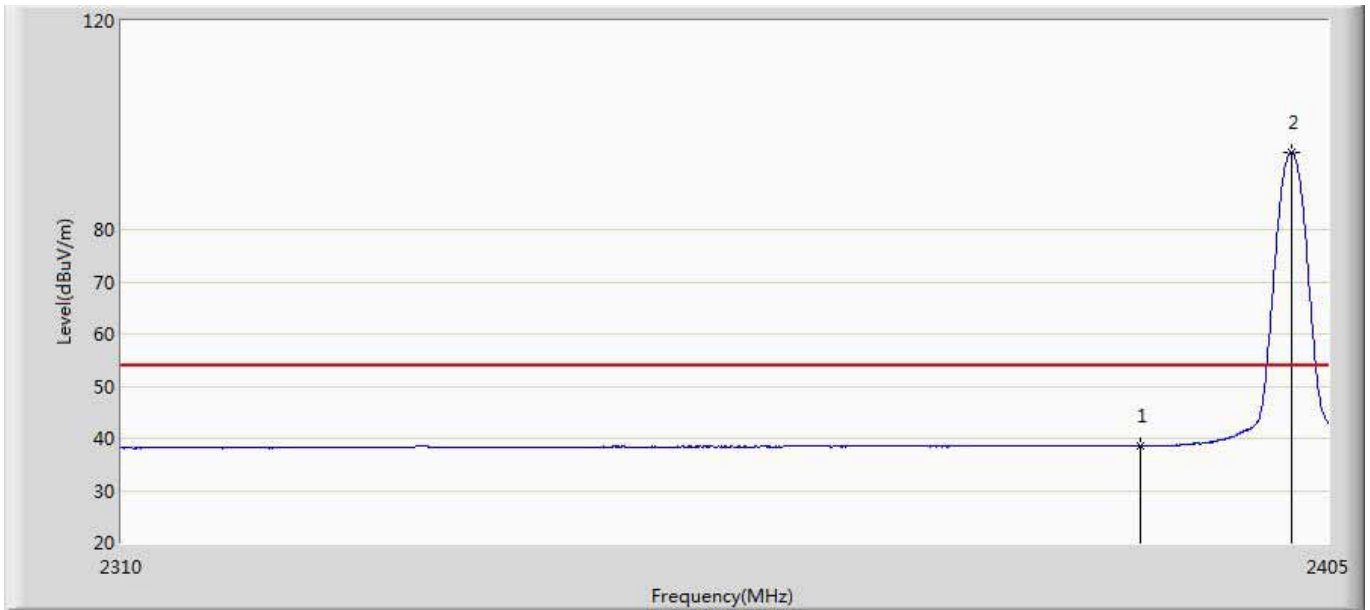
No	Mark	Frequency (MHz)	Measure Level (dBuV/m)	Reading Level (dBuV)	Over Limit (dB)	Limit (dBuV/m)	Factor (dB)	Type
1		2390.000	38.546	2.864	-15.454	54.000	35.682	AV
2	*	2402.055	93.926	58.213	39.926	54.000	35.712	AV

Engineer: Simon	
Site: AC5	Time: 2019/04/12 - 21:32
Limit: FCC_Part15.209_RE(3m)	Margin: 0
Probe: Horn_3117_00167055(1-18GHz)	Polarity: Horizontal
EUT:LED LAMP	Power: AC 120V/60Hz
Note: Mode 4:Transmit at 2402MHz by Coding500	



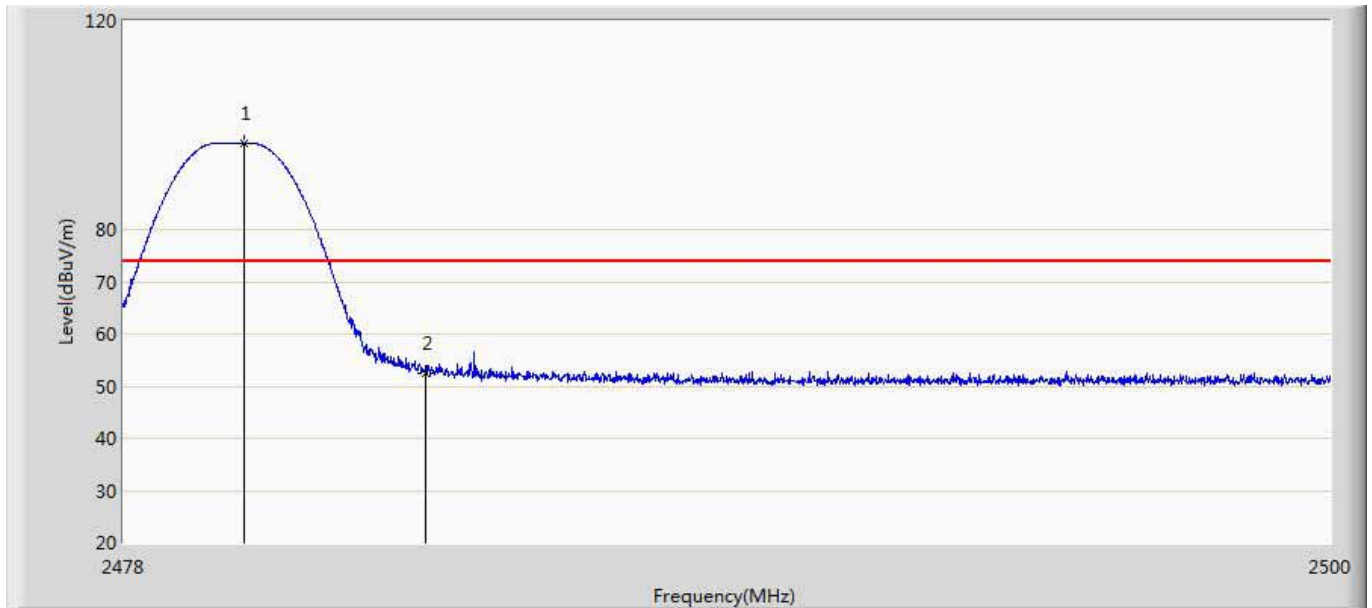
No	Mark	Frequency (MHz)	Measure Level (dBuV/m)	Reading Level (dBuV)	Over Limit (dB)	Limit (dBuV/m)	Factor (dB)	Type
1		2390.000	50.350	14.668	-23.650	74.000	35.682	PK
2	*	2402.055	95.143	59.430	21.143	74.000	35.712	PK

Engineer: Simon	
Site: AC5	Time: 2019/04/12 - 21:33
Limit: FCC_Part15.209_RE(3m)	Margin: 0
Probe: Horn_3117_00167055(1-18GHz)	Polarity: Horizontal
EUT:LED LAMP	Power: AC 120V/60Hz
Note: Mode 4:Transmit at 2402MHz by Coding500	



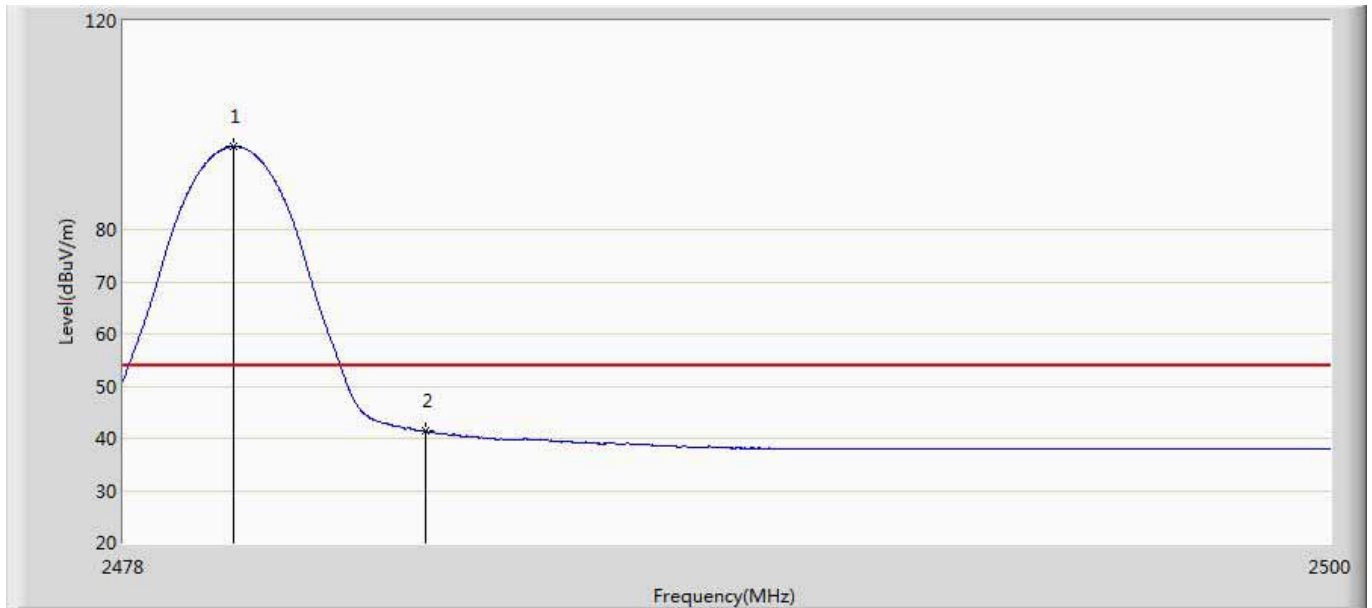
No	Mark	Frequency (MHz)	Measure Level (dBuV/m)	Reading Level (dBuV)	Over Limit (dB)	Limit (dBuV/m)	Factor (dB)	Type
1		2390.000	38.507	2.825	-15.493	54.000	35.682	AV
2	*	2402.055	94.853	59.140	40.853	54.000	35.712	AV

Engineer: Simon	
Site: AC5	Time: 2019/04/12 - 21:35
Limit: FCC_Part15.209_RE(3m)	Margin: 0
Probe: Horn_3117_00167055(1-18GHz)	Polarity: Vertical
EUT:LED LAMP	Power: AC 120V/60Hz
Note: Mode 4:Transmit at 2480MHz by Coding500	



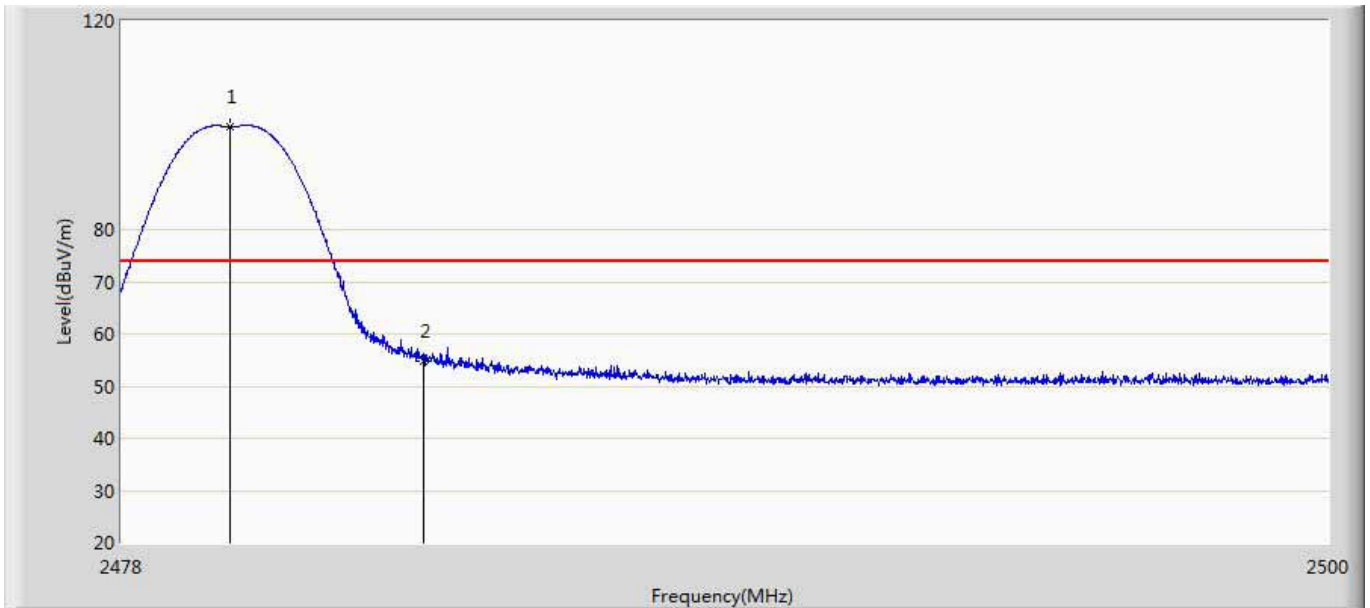
No	Mark	Frequency (MHz)	Measure Level (dBuV/m)	Reading Level (dBuV)	Over Limit (dB)	Limit (dBuV/m)	Factor (dB)	Type
1	*	2480.200	96.554	60.686	22.554	74.000	35.867	PK
2		2483.500	52.479	16.587	-21.521	74.000	35.891	PK

Engineer: Simon	
Site: AC5	Time: 2019/04/12 - 21:37
Limit: FCC_Part15.209_RE(3m)	Margin: 0
Probe: Horn_3117_00167055(1-18GHz)	Polarity: Vertical
EUT:LED LAMP	Power: AC 120V/60Hz
Note: Mode 4:Transmit at 2480MHz by Coding500	



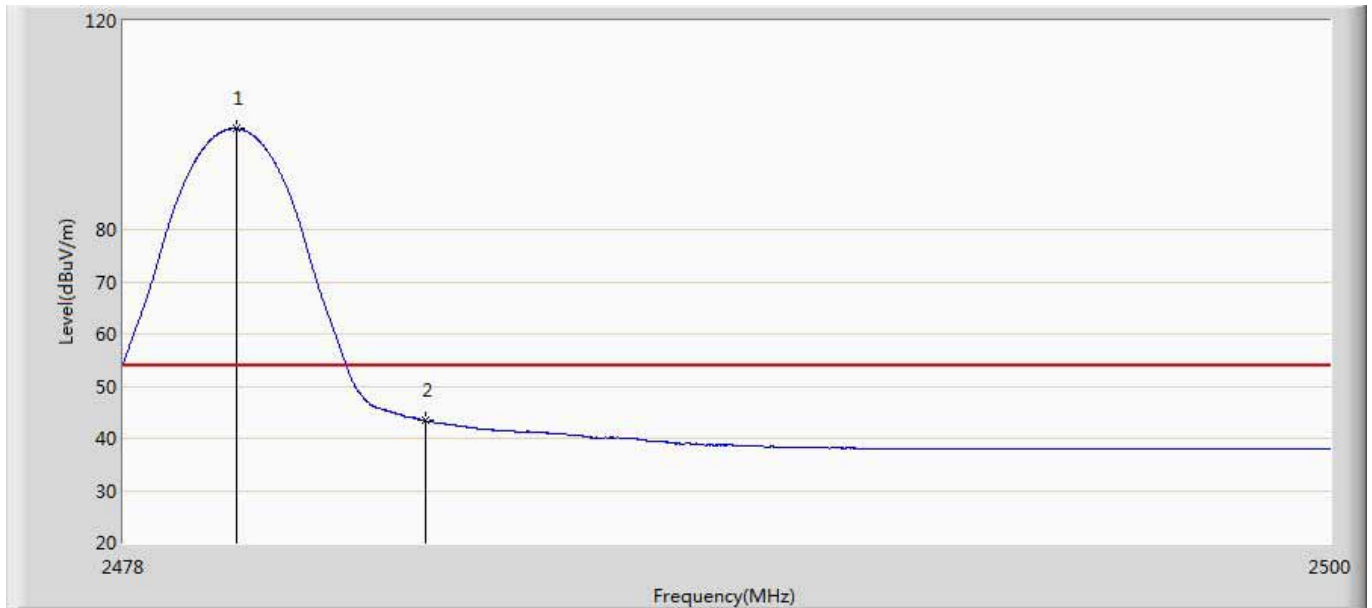
No	Mark	Frequency (MHz)	Measure Level (dBuV/m)	Reading Level (dBuV)	Over Limit (dB)	Limit (dBuV/m)	Factor (dB)	Type
1	*	2480.013	95.913	60.047	41.913	54.000	35.866	AV
2		2483.500	41.324	5.432	-12.676	54.000	35.891	AV

Engineer: Simon	
Site: AC5	Time: 2019/04/12 - 21:40
Limit: FCC_Part15.209_RE(3m)	Margin: 0
Probe: Horn_3117_00167055(1-18GHz)	Polarity: Horizontal
EUT:LED LAMP	Power: AC 120V/60Hz
Note: Mode 4:Transmit at 2480MHz by Coding500	



No	Mark	Frequency (MHz)	Measure Level (dBuV/m)	Reading Level (dBuV)	Over Limit (dB)	Limit (dBuV/m)	Factor (dB)	Type
1	*	2479.980	99.754	63.888	25.754	74.000	35.866	PK
2		2483.500	54.843	18.951	-19.157	74.000	35.891	PK

Engineer: Simon	
Site: AC5	Time: 2019/04/12 - 21:42
Limit: FCC_Part15.209_RE(3m)	Margin: 0
Probe: Horn_3117_00167055(1-18GHz)	Polarity: Horizontal
EUT:LED LAMP	Power: AC 120V/60Hz
Note: Mode 4:Transmit at 2480MHz by Coding500	



No	Mark	Frequency (MHz)	Measure Level (dBuV/m)	Reading Level (dBuV)	Over Limit (dB)	Limit (dBuV/m)	Factor (dB)	Type
1	*	2480.046	99.333	63.466	45.333	54.000	35.866	AV
2		2483.500	43.346	7.454	-10.654	54.000	35.891	AV

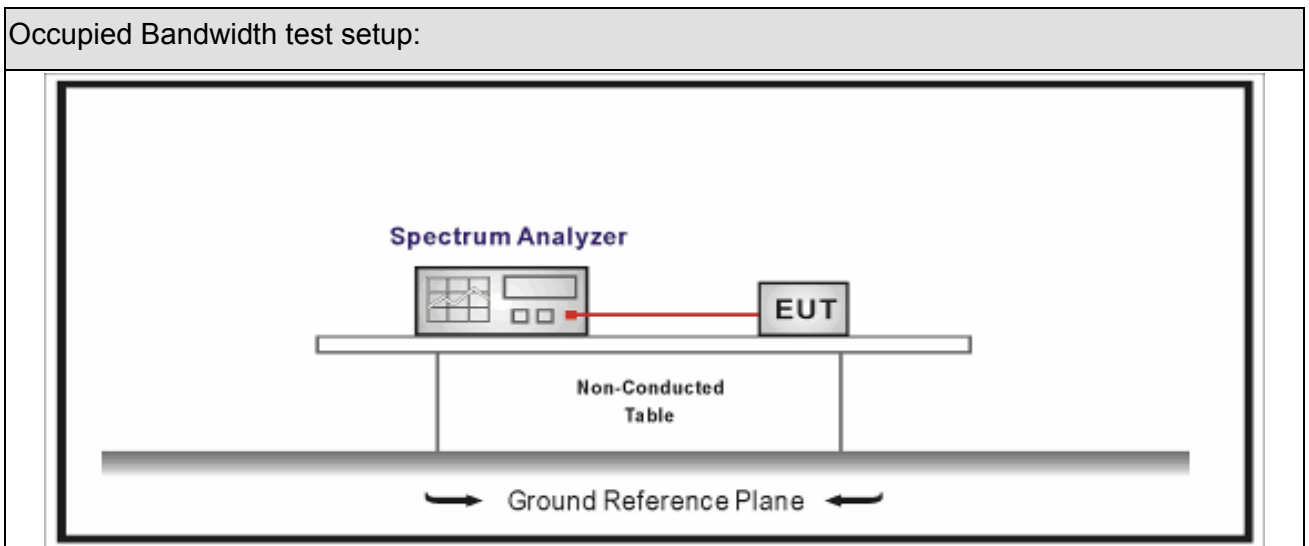
7. Occupied Bandwidth

7.1. Test Equipment

Occupied Bandwidth / TR-8					
Instrument	Manufacturer	Type No.	Serial No.	Cal. Date	Cal. Due Date
Spectrum Analyzer	Agilent	N9010A	MY48030494	2019.02.04	2020.02.03
EXA Spectrum Analyzer	Keysight	N9010A	MY55370495	2018.04.09	2019.04.08
MXA Signal Analyzer	Keysight	N9020A	MY56060147	2018.04.09	2019.04.08
Temperature/Humidity Meter	zhichen	ZC1-2	TR8-TH	2018.04.10	2019.04.09

Note: All equipment is calibrated with traceable calibrations. Each calibration is traceable to the national or international standards.

7.2. Test Setup




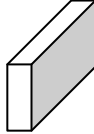


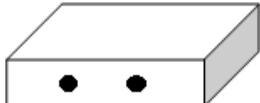

7.3. Limit

Occupied Bandwidth
Systems using digital modulation techniques operate in the 2400-2483.5 MHz. The minimum 6 dB bandwidth shall be at least 500 kHz

7.4. Test Procedure

Test Method			
	Reference Rule	Chapter	Description
<input checked="" type="checkbox"/>	ANSI C63.10	11.8	DTS bandwidth
	<input type="checkbox"/> ANSI C63.10	11.8.1	Option 1
	<input checked="" type="checkbox"/> ANSI C63.10	11.8.2	Option 2

7.5. EUT test definition

Item	Occupied Bandwidth			
Device Category	<input type="checkbox"/>	Fixed point-to-point		
	<input type="checkbox"/>	Emit multiple directional beams, simultaneously or sequentially		
	<input checked="" type="checkbox"/>	Other cases		
Test mode	Mode 1-3			
Test method	<input type="checkbox"/>	Radiated		
		X Axis	Y Axis	Z Axis
				
		Worst Axis <input type="checkbox"/>	Worst Axis <input type="checkbox"/>	Worst Axis <input type="checkbox"/>
	<input checked="" type="checkbox"/>	Conducted		
	<input checked="" type="checkbox"/>	Chain 1		
				
	<input type="checkbox"/>	Chain 1	Chain 2	
				
	<input type="checkbox"/>	Chain 1	Chain 2	Chain 3
				

7.6. Test Result

Product Name	: LED lamp	Test Voltage	: AC 120V/60Hz
Test Mode	: Mode 1	Test Site	: TR-8
Test Date	: 2019.03.15	Test Engineer	: Simon

Mode	CH.	Test Freq. (MHz)	99% Occupied Bandwidth (kHz)	Limit (kHz)	Result
1	00	2402	1034.6	>500	Pass
1	18	2440	1034.2	>500	Pass
1	39	2480	1032.4	>500	Pass

Mode 1 CH00 (2402MHz)



Mode 1 CH18 (2440MHz)



Mode 1 CH39 (2480MHz)



Mode	CH.	Test Freq. (MHz)	6dB Occupied Bandwidth (kHz)	Limit (kHz)	Result
1	00	2402	683.3	>500	Pass
1	18	2440	693.4	>500	Pass
1	39	2480	695.1	>500	Pass

Mode 1 CH00 (2402MHz)



Mode 1 CH18 (2440MHz)



Mode 1 CH39 (2480MHz)



Product Name	: LED lamp	Test Voltage	: AC 120V/60Hz
Test Mode	: Mode 2	Test Site	: TR-8
Test Date	: 2019.03.15	Test Engineer	: Simon

Mode	CH.	Test Freq. (MHz)	99% Occupied Bandwidth (kHz)	Limit (kHz)	Result
2	00	2402	2075.8	>500	Pass
2	18	2440	2072.6	>500	Pass
2	39	2480	2077.4	>500	Pass

Mode 2 CH00 (2402MHz)



Mode 2 CH18 (2440MHz)



Mode 2 CH39 (2480MHz)



Mode	CH.	Test Freq. (MHz)	6dB Occupied Bandwidth (kHz)	Limit (kHz)	Result
2	00	2402	1382	>500	Pass
2	18	2440	1384	>500	Pass
2	39	2480	1378	>500	Pass

Mode 2 CH00 (2402MHz)



Mode 2 CH18 (2440MHz)



Mode 2 CH39 (2480MHz)



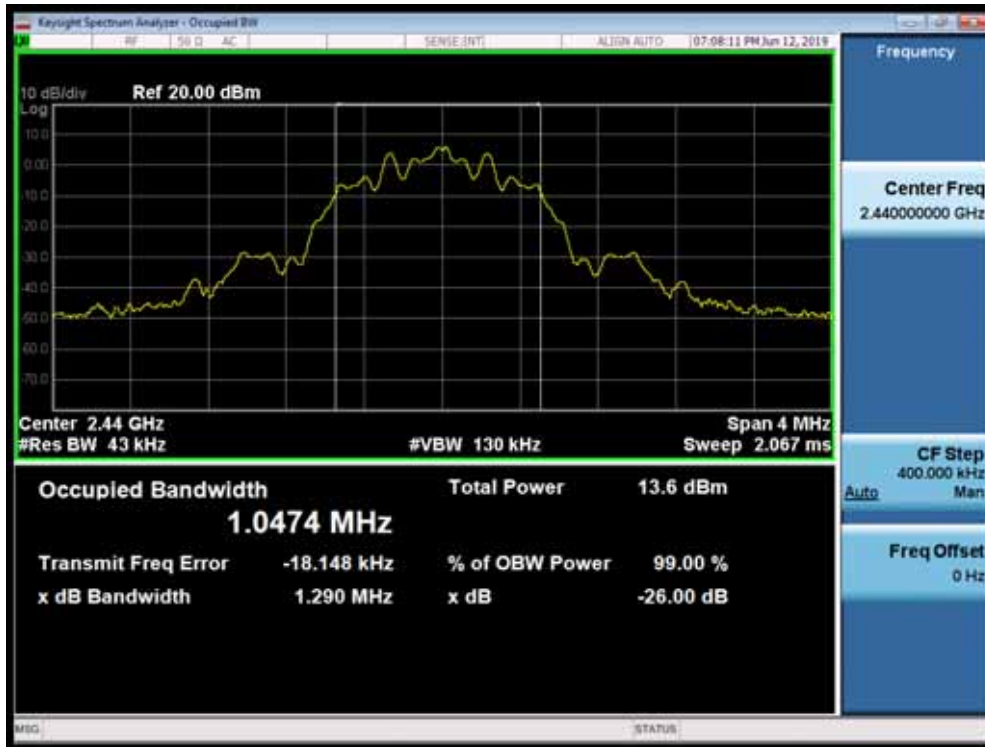
Product Name	: LED lamp	Test Voltage	: AC 120V/60Hz
Test Mode	: Mode 3	Test Site	: TR-8
Test Date	: 2019.03.15	Test Engineer	: Simon

Mode	CH.	Test Freq. (MHz)	99% Occupied Bandwidth (kHz)	Limit (kHz)	Result
3	00	2402	1050.6	>500	Pass
3	18	2440	1047.4	>500	Pass
3	39	2480	1045.1	>500	Pass

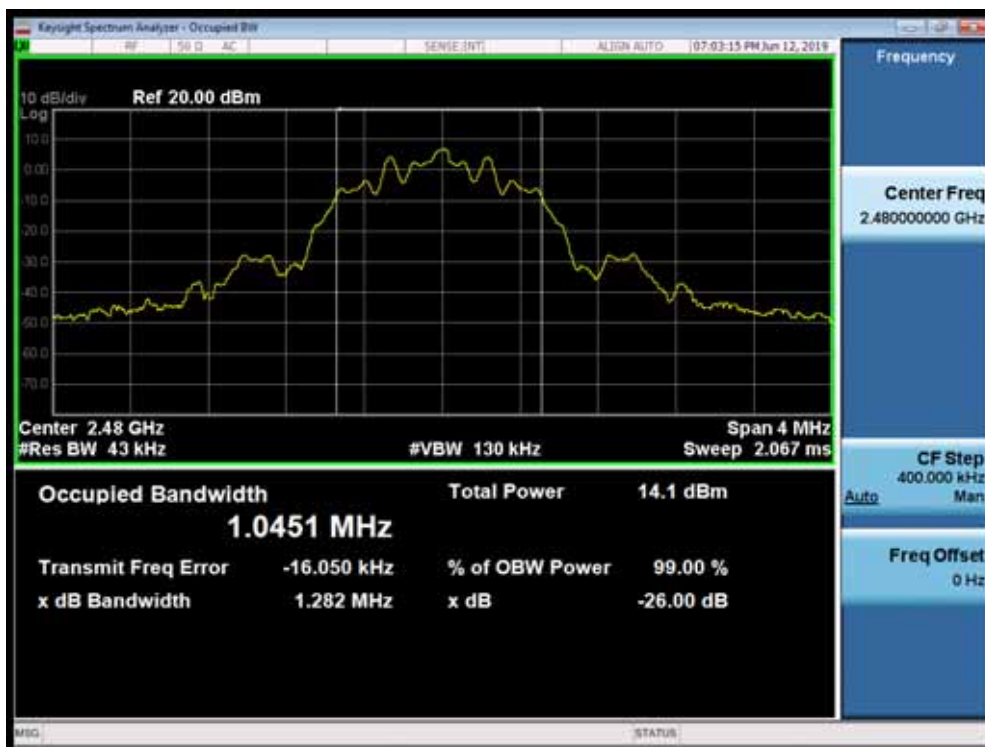
Mode 3 CH00 (2402MHz)



Mode 3 CH18 (2440MHz)



Mode 3 CH39 (2480MHz)



Mode	CH.	Test Freq. (MHz)	6dB Occupied Bandwidth (kHz)	Limit (kHz)	Result
3	00	2402	737.2	>500	Pass
3	18	2440	736.3	>500	Pass
3	39	2480	737.5	>500	Pass

Mode 3 CH00 (2402MHz)



Mode 3 CH18 (2440MHz)



Mode 3 CH39 (2480MHz)



Product Name	: LED lamp	Test Voltage	: AC 120V/60Hz
Test Mode	: Mode 4	Test Site	: TR-8
Test Date	: 2019.03.15	Test Engineer	: Simon

Mode	CH.	Test Freq. (MHz)	99% Occupied Bandwidth (kHz)	Limit (kHz)	Result
4	00	2402	1017.0	>500	Pass
4	18	2440	1018.0	>500	Pass
4	39	2480	1021.0	>500	Pass

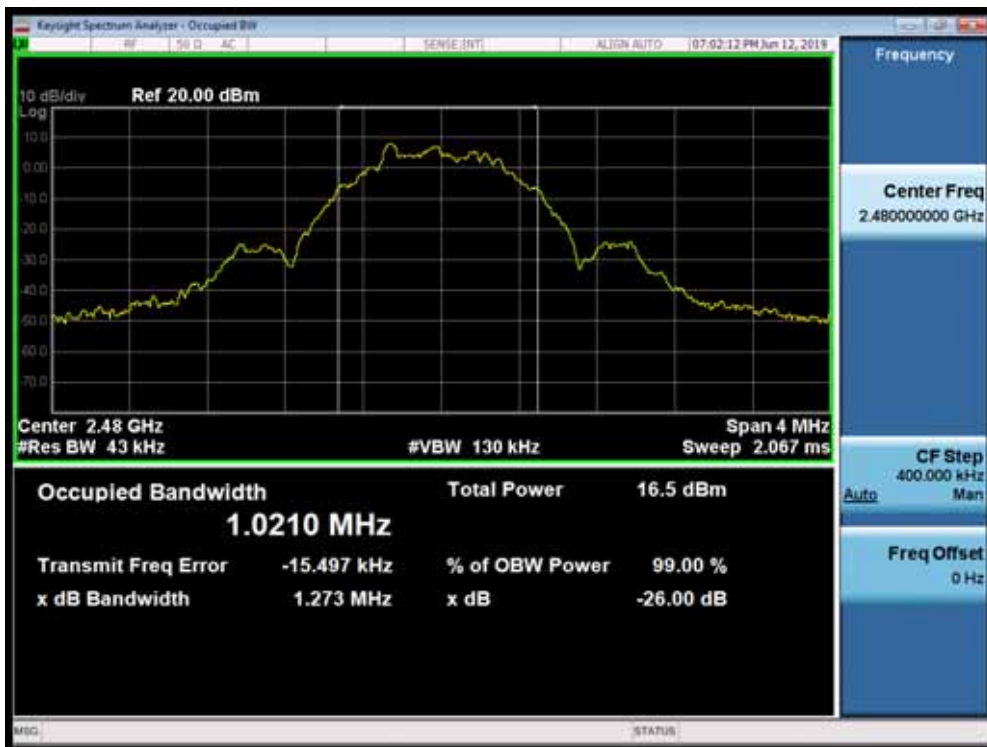
Mode 4 CH00 (2402MHz)



Mode 4 CH18 (2440MHz)



Mode 4 CH39 (2480MHz)



Mode	CH.	Test Freq. (MHz)	6dB Occupied Bandwidth (kHz)	Limit (kHz)	Result
4	00	2402	734.9	>500	Pass
4	18	2440	735.8	>500	Pass
4	39	2480	734.5	>500	Pass

Mode 4 CH00 (2402MHz)



Mode 4 CH18 (2440MHz)



Mode 4 CH39 (2480MHz)



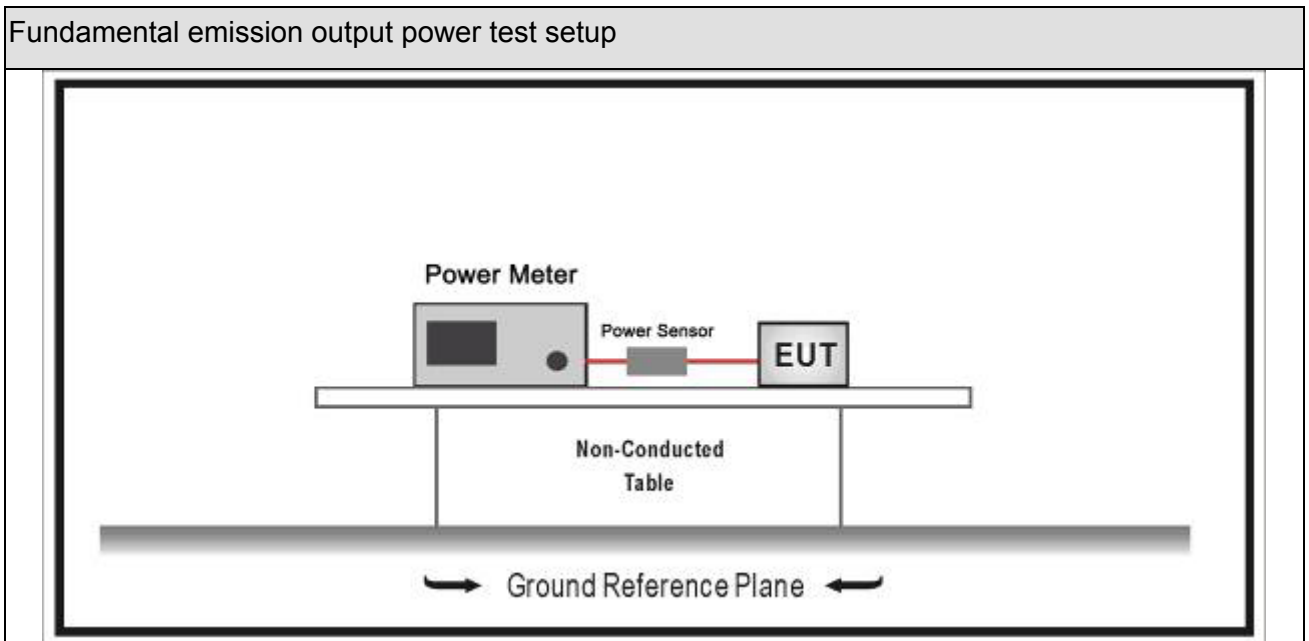
8. Fundamental emission output power

8.1. Test Equipment

Fundamental emission output power/ TR-8					
Instrument	Manufacturer	Type No.	Serial No.	Cal. Date	Cal. Due Date
Spectrum Analyzer	Agilent	E4446A	MY45300103	2019.01.04	2020.01.03
Spectrum Analyzer	Agilent	N9010A	MY48030494	2019.01.04	2020.01.03
Wideband Peak Power Meter	Anritsu	ML2495A	0905006	2018.10.14	2019.10.13
Power Sensor	Anritsu	MA2411B	0846014	2018.10.14	2019.10.13
Temperature/Humidity Meter	zhicheng	ZC1-2	TR8-TH	2018.04.10	2019.04.09

Note: All equipment is calibrated with traceable calibrations. Each calibration is traceable to the national or international standards.

8.2. Test Setup




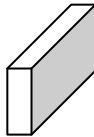


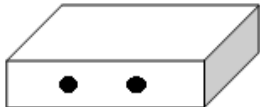
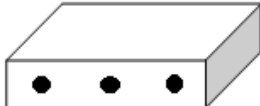
8.3. Limit

Fundamental emission output power Limit		
<input checked="" type="checkbox"/>	$G_{TX} < 6\text{dBi}$	$P_{out} \leq 30\text{dBm}$
<input type="checkbox"/>	$G_{TX} > 6\text{dBi}$	
<input type="checkbox"/>	Non-Fix point-point	$P_{out} \leq 30 - (G_{TX} - 6)$
<input type="checkbox"/>	Fix point-point	$P_{out} \leq 30 - [(G_{TX} - 6)]/3$
<input type="checkbox"/>	Point-to-multipoint	$P_{out} \leq 30 - (G_{TX} - 6)$
<input type="checkbox"/>	Overlap Beams	$P_{out} \leq 30 - [(G_{TX} - 6)]/3$
<input type="checkbox"/>	Aggregate power transmitted simultaneously on all beams	$P_{out} \leq 30 - [(G_{TX} - 6)]/3$
<input type="checkbox"/>	single directional beam	$P_{out} \leq 30 - [(G_{TX} - 6)]/3 + 8\text{dB}$
<p>Note 1 : G_{TX} directional gain of transmitting antennas.</p> <p>Note 2 : P_{out} is maximum peak conducted output power .</p>		

8.4. Test Procedure

Fundamental emission output power Test Method					
	References Rule		Chapter	Description	
<input checked="" type="checkbox"/>	ANSI C63.10		11.9	Fundamental emission output power	
	<input checked="" type="checkbox"/>	ANSI C63.10		11.9.1	Maximum peak conducted output power
	<input type="checkbox"/>	ANSI C63.10	11.9.1.1	RBW \geq DTS bandwidth	
	<input type="checkbox"/>	ANSI C63.10	11.9.1.2	Integrated band power method	
	<input checked="" type="checkbox"/>	ANSI C63.10	11.9.1.3	PKPM1 Peak power meter method	
	<input type="checkbox"/>	ANSI C63.10		11.9.2	Maximum conducted (average) output power
	<input type="checkbox"/>	ANSI C63.10		11.9.2.2	Measurement using a spectrum analyzer (SA)
	<input type="checkbox"/>	ANSI C63.10	11.9.2.2.2	Method AVGSA-1(Duty cycle 98%)	
	<input type="checkbox"/>	ANSI C63.10	11.9.2.2.3	Method AVGSA-1A(Duty cycle 98%)	
	<input type="checkbox"/>	ANSI C63.10	11.9.2.2.4	Method AVGSA-2(Duty cycle 98%)	
	<input type="checkbox"/>	ANSI C63.10	11.9.2.2.5	Method AVGSA-2A(Duty cycle 98%)	
	<input type="checkbox"/>	ANSI C63.10	11.9.2.2.4	Method AVGSA-3	
	<input type="checkbox"/>	ANSI C63.10	11.9.2.2.5	Method AVGSA-3A	
	<input type="checkbox"/>	ANSI C63.10		11.9.2.3	Measurement using a power meter (PM)
	<input type="checkbox"/>	ANSI C63.10	11.9.2.3.1	Method AVGPM	
<input type="checkbox"/>	ANSI C63.10	11.9.2.3.2	Method AVGPM-G		

8.5. EUT test definition

Item	Fundamental emission output power			
Device Category	<input type="checkbox"/>	Fixed point-to-point		
	<input type="checkbox"/>	Emit multiple directional beams, simultaneously or sequentially		
	<input checked="" type="checkbox"/>	Other cases		
Test mode	Mode 1~3			
Test method	<input type="checkbox"/>	Radiated		
		X Axis	Y Axis	Z Axis
				
		Worst Axis <input type="checkbox"/>	Worst Axis <input type="checkbox"/>	Worst Axis <input type="checkbox"/>
	<input checked="" type="checkbox"/>	Conducted		
	<input checked="" type="checkbox"/>	Chain 1		
				
	<input type="checkbox"/>	Chain 1	Chain 2	
				
	<input type="checkbox"/>	Chain 1	Chain 2	Chain 3
				

8.6. Test Result

Murata :

Product Name	: LED lamp	Test Voltage	: AC 120V/60Hz
Test Mode	: Mode 1-4	Test Site	: TR-8
Test Date	: 2019.03.30	Test Engineer	: Simon

Mode	Channel	Test Frequency (MHz)	Measurement Power Output (dBm)	Limit (dBm)	Result
Mode 1	00	2402	6.48	30	Pass
	19	2440	7.14	30	Pass
	39	2480	7.19	30	Pass
Mode 2	00	2402	7.39	30	Pass
	19	2440	8.12	30	Pass
	39	2480	8.05	30	Pass
Mode 3	00	2402	6.63	30	Pass
	19	2440	6.19	30	Pass
	39	2480	7.25	30	Pass
Mode 4	00	2402	6.69	30	Pass
	19	2440	7.18	30	Pass
	39	2480	7.11	30	Pass

Diodes :

Product Name	: LED lamp	Test Voltage	: AC 120V/60Hz
Test Mode	: Mode 1-4	Test Site	: TR-8
Test Date	: 2019.03.30	Test Engineer	: Simon

Mode	Channel	Test Frequency (MHz)	Measurement Power Output (dBm)	Limit (dBm)	Result
Mode 1	00	2402	6.31	30	Pass
	19	2440	6.89	30	Pass
	39	2480	6.83	30	Pass
Mode 2	00	2402	7.16	30	Pass
	19	2440	7.88	30	Pass
	39	2480	7.73	30	Pass
Mode 3	00	2402	6.46	30	Pass
	19	2440	7.11	30	Pass
	39	2480	7.02	30	Pass
Mode 4	00	2402	6.26	30	Pass
	19	2440	6.94	30	Pass
	39	2480	6.99	30	Pass

Kdx:

Product Name	: LED lamp	Test Voltage	: AC 120V/60Hz
Test Mode	: Mode 1-4	Test Site	: TR-8
Test Date	: 2019.03.30	Test Engineer	: Simon

Mode	Channel	Test Frequency (MHz)	Measurement Power Output (dBm)	Limit (dBm)	Result
Mode 1	00	2402	6.82	30	Pass
	19	2440	7.20	30	Pass
	39	2480	7.31	30	Pass
Mode 2	00	2402	7.57	30	Pass
	19	2440	7.92	30	Pass
	39	2480	8.19	30	Pass
Mode 3	00	2402	6.73	30	Pass
	19	2440	7.14	30	Pass
	39	2480	7.35	30	Pass
Mode 4	00	2402	6.62	30	Pass
	19	2440	6.99	30	Pass
	39	2480	7.24	30	Pass

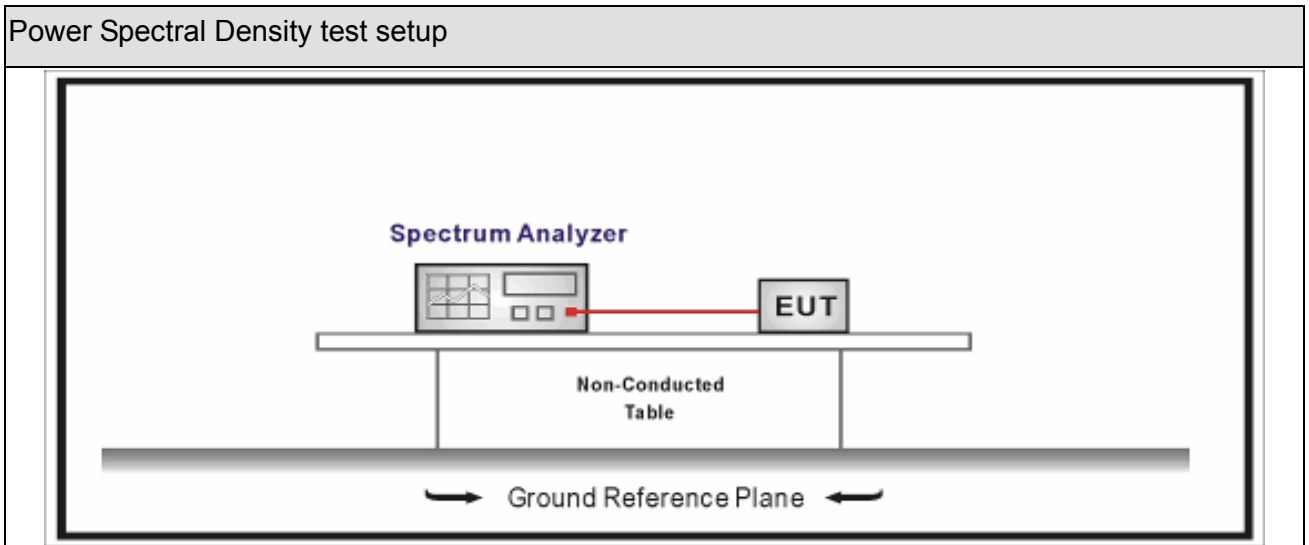
9. Power Spectral Density

9.1. Test Equipment

Power Spectral Density / TR-8					
Instrument	Manufacturer	Type No.	Serial No.	Cal. Date	Cal. Due Date
Spectrum Analyzer	Agilent	N9010A	MY48030494	2019.02.04	2020.02.03
EXA Spectrum Analyzer	Keysight	N9010A	MY55370495	2018.04.09	2019.04.08
MXA Signal Analyzer	Keysight	N9020A	MY56060147	2018.04.09	2019.04.08
Temperature/Humidity Meter	zhichen	ZC1-2	TR8-TH	2018.04.10	2019.04.09

Note: All equipment is calibrated with traceable calibrations. Each calibration is traceable to the national or international standards.

9.2. Test Setup




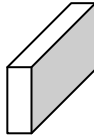

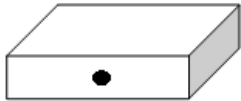
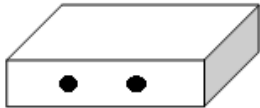
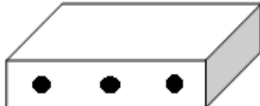
9.3. Limit

Power Spectral Density Limit
Power Spectral Density 8dBm/3kHz

9.4. Test Procedure

Power Spectral Density Test Method			
	References Rule	Chapter	Description
<input checked="" type="checkbox"/>	ANSI C63.10	11.10	Maximum power spectral density level in the fundamental emission
<input checked="" type="checkbox"/>	ANSI C63.10	11.10.2	Method PKPSD (peak PSD)
<input type="checkbox"/>	ANSI C63.10	11.10.3	Method AVGPSD-1(Duty cycle 98%)
<input type="checkbox"/>	ANSI C63.10	11.10.4	Method AVGPSD-1A(Duty cycle 98%)
<input type="checkbox"/>	ANSI C63.10	11.10.5	Method AVGPSD-2(Duty cycle < 98%)
<input type="checkbox"/>	ANSI C63.10	11.10.6	Method AVGPSD-2A(Duty cycle < 98%)
<input type="checkbox"/>	ANSI C63.10	11.10.7	Method AVGPSD-3
<input type="checkbox"/>	ANSI C63.10	11.10.8	Method AVGPSD-3A

9.5. EUT test definition

Item	Power Spectral Density Test Method			
Device Category	<input type="checkbox"/>	Fixed point-to-point		
	<input type="checkbox"/>	Emit multiple directional beams, simultaneously or sequentially		
	<input checked="" type="checkbox"/>	Other cases		
Test mode	Mode 1			
Test method	<input type="checkbox"/>	Radiated		
		X Axis	Y Axis	Z Axis
				
		Worst Axis <input type="checkbox"/>	Worst Axis <input type="checkbox"/>	Worst Axis <input type="checkbox"/>
	<input checked="" type="checkbox"/>	Conducted		
	<input checked="" type="checkbox"/>	Chain 1		
				
	<input type="checkbox"/>	Chain 1	Chain 2	
				
	<input type="checkbox"/>	Chain 1	Chain 2	Chain 3
				

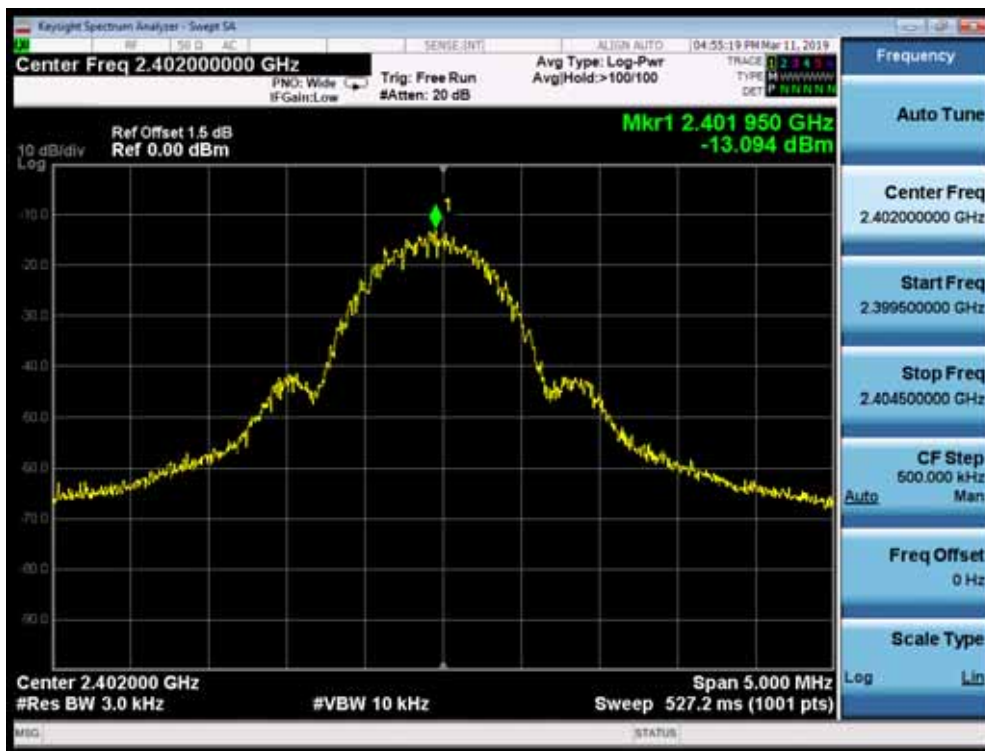
9.6. Test Result

Product Name	: LED lamp	Test Voltage	: AC 120V/60Hz
Test Mode	: Mode 1	Test Site	: TR-8
Test Date	: 2019.03.11	Test Engineer	: Simon

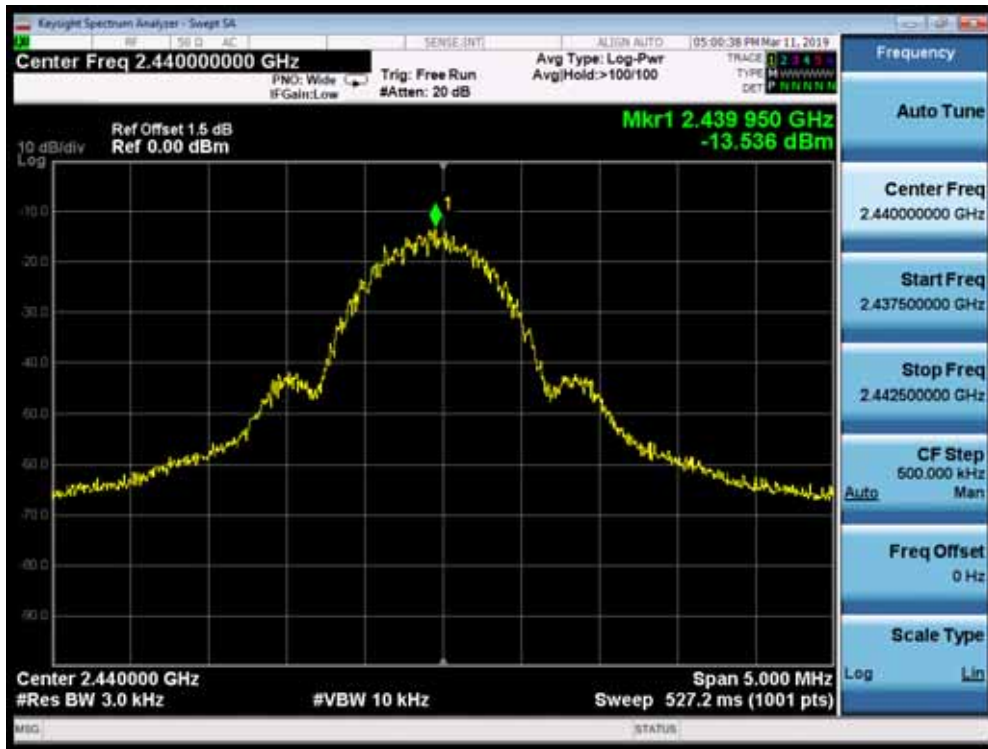
Mode	Channel	Test Frequency (MHz)	Measurement PSD (dBm/3kHz)	Total PSD (dBm/3kHz)	Limit (dBm/3kHz)	Result
1	00	2402	-13.094	-13.094	8	Pass
1	18	2440	-13.536	-13.536	8	Pass
1	39	2480	-13.629	-13.629	8	Pass

Note : We have evaluated mode, shown in the report is BLE mode which is the worst data.

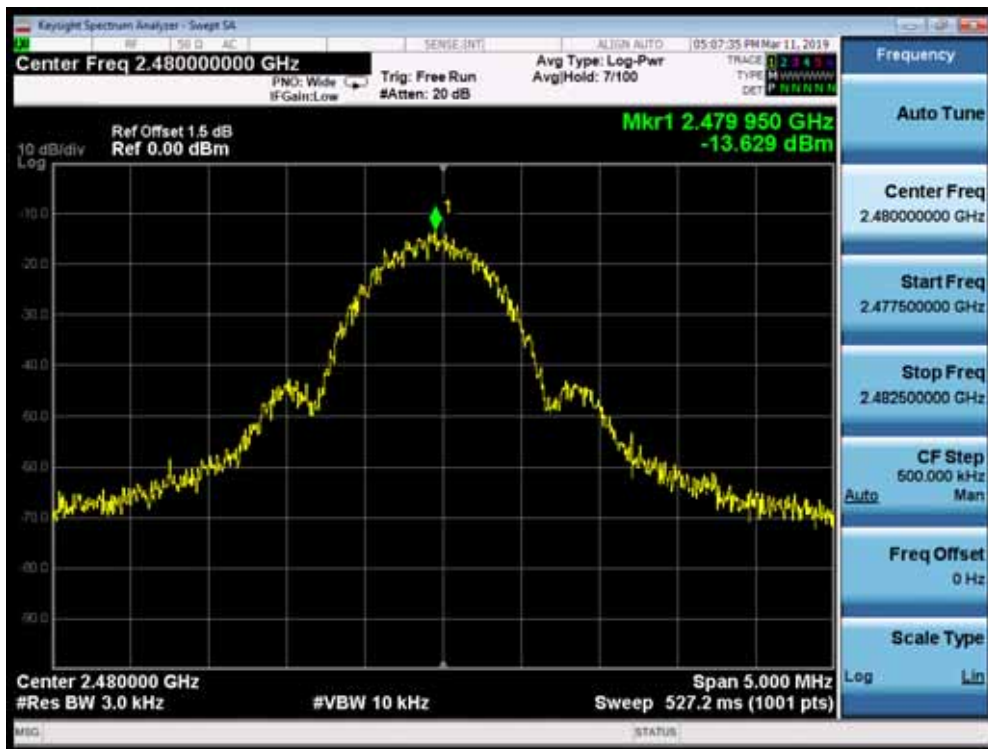
Mode 1 CH00(2402MHz)



Mode 1 CH18(2440MHz)



Mode 1 CH39(2480MHz)



10. Antenna Requirement

10.1. Limit

Antenna Requirement Limit
<p>An intentional radiator shall be designed to ensure that no antenna other than that furnished by the responsible party shall be used with the device. The use of a permanently attached antenna or of an antenna that uses a unique coupling to the intentional radiator shall be considered sufficient to comply with the provisions of this section. The manufacturer may design the unit so that a broken antenna can be replaced by the user, but the use of a standard antenna jack or electrical connector is prohibited. This requirement does not apply to carrier current devices or to devices operated under the provisions of §15.211, §15.213, §15.217, §15.219, or §15.221. Further, this requirement does not apply to intentional radiators that must be professionally installed, such as perimeter protection systems and some field disturbance sensors, or to other intentional radiators which, in accordance with §15.31(d), must be measured at the installation site. However, the installer shall be responsible for ensuring that the proper antenna is employed so that the limits in this part are not exceeded.</p>

10.2. Antenna Connector Construction

Antenna Connector Construction	
<input checked="" type="checkbox"/>	The use of a permanently attached antenna
<input type="checkbox"/>	The antenna use of a unique coupling to the intentional radiator
<input type="checkbox"/>	The use of a nonstandard antenna jack or electrical connector
Please refer to the attached document "Internal Photograph" to show the antenna connector.	

_____ The End _____