



Test Report

FCC Part15 Subpart C & RSS-247 Issue 2

Product Name : LED lamp
Model No. : 9290019534
FCC ID : 2AGBW9290019534X
IC : 20812-9534X

Applicant : Signify (China) Investment Co., Ltd.
Address : Building no.9, Lane 888, Tianlin Road,
Minhang District, Shanghai 200233, China

Date of Receipt : Mar. 05, 2019
Test Date : Mar. 06, 2019~ Apr. 05, 2019
Issued Date : Apr. 17, 2019
Report No. : 1932050R-RF-US-P06V02
Report Version : V1.0

The test results relate only to the samples tested.

The test results shown in the test report are traceable to the national/international standard through the calibration of the equipment and evaluated measurement uncertainty herein.

This report must not be used to claim product endorsement by A2LA or any agency of the government.

The test report shall not be reproduced without the written approval of DEKRA Testing & Certification (Suzhou) Co., Ltd.

Test Report Certification

Issued Date: Apr. 17, 2019
Report No. : 1932050R-RF-US-P06V02



Product Name : LED lamp
 Applicant : Signify (China) Investment Co., Ltd.
 Address : Building no.9, Lane 888, Tianlin Road, Minhang District, Shanghai 200233, China
 Manufacturer : Signify (China) Investment Co., Ltd.
 Address : Building no.9, Lane 888, Tianlin Road, Minhang District, Shanghai 200233, China
 Model No. : 9290019534
 FCC ID : 2AGBW9290019534X
 IC : 20812-9534X
 EUT Voltage : 110-130 Vac, 50-60 Hz, 5.5W
 Test Voltage : AC120V/60Hz
 Brand Name : PHILIPS
 Applicable Standard : FCC CFR Title 47 Part 15 Subpart C;
 ANSI C63.10:2013;
 KDB 558074 D01v05;
 RSS-Gen Issue 5 / RSS-247 Issue 2
 Test Result : Complied
 Performed Location : DEKRA Testing & Certification (Suzhou) Co., Ltd.
 No.99 Hongye Rd., Suzhou Industrial Park, Suzhou, 215006, Jiangsu, China
 TEL: +86-512-6251-5088 / FAX: +86-512-6251-5098
 FCC Designation Number: CN1199; ISED Lab Code: 4075B

Documented By : Kitty Li
 (Adm. Specialist: Kitty Li)

Reviewed By : Frank He
 (Senior Project Manager: Frank He)

Approved By : Jack Zhang
 (Engineering Supervisor: Jack Zhang)

TABLE OF CONTENTS

Description	Page
1. General Information	6
1.1. EUT Description	6
1.2. Working Frequency of Each Channel:	7
1.3. Antenna information	7
1.4. Mode of Operation	8
1.5. Tested System Details	8
1.6. Configuration of Tested System	9
1.7. EUT Exercise Software	10
2. Technical Test	11
2.1. Summary of Test Result	11
2.2. Test Frequency configuration:	13
2.3. Test Environment	14
2.4. Measurement Uncertainty	14
3. AC Power Line Conducted Emission	15
3.1. Test Equipment	15
3.2. Test Setup	15
3.3. Limit	16
3.4. Test Procedure	16
3.5. Test Result	17
4. Emissions in restricted frequency bands	19
4.1. Test Equipment	19
4.2. Test Setup	20
4.3. Limit	21
4.4. Test Procedure	24
4.5. EUT test Axis definition	25
4.6. Test Result	26
5. Emissions in non-restricted frequency bands	100
5.1. Test Equipment	100
5.2. Test Setup	100
5.3. Limit	101
5.4. Test Procedure	102
5.5. EUT test Axis definition	103
5.6. Test Result	104
6. Radiated Emission Band Edge	106
6.1. Test Equipment	106
6.2. Test Setup	107
6.3. Limit	107

- 6.4. Test Procedure 108
- 6.5. EUT test definition 109
- 6.6. Duty Cycle 110
- 6.7. Test Result..... 114
- 7. Occupied Bandwidth 210
- 7.1. Test Equipment..... 210
- 7.2. Test Setup..... 210
- 7.3. Limit..... 211
- 7.4. Test Procedure 211
- 7.5. EUT test definition 212
- 7.6. Test Result..... 213
- 8. Fundamental emission output power 229
- 8.1. Test Equipment..... 229
- 8.2. Test Setup..... 229
- 8.3. Limit..... 230
- 8.4. Test Procedure 231
- 8.5. EUT test definition 232
- 8.6. Test Result..... 233
- 9. Power Spectral Density 236
- 9.1. Test Equipment..... 236
- 9.2. Test Setup..... 236
- 9.3. Limit..... 236
- 9.4. Test Procedure 237
- 9.5. EUT test definition 238
- 9.6. Test Result..... 239
- 10. Antenna Requirement..... 241
- 10.1. Limit..... 241
- 10.2. Antenna Connector Construction..... 241

History of This Test Report

REPORT NO.	VERSION	DESCRIPTION	ISSUED DATE
1932050R-RF-US-P06V02	V1.0	Initial Issued Report	Apr. 17, 2019

1. General Information

1.1. EUT Description

Product Name	LED lamp					
Model No.	9290019534					
EUT Voltage	110-130 Vac, 50-60 Hz, 5.5W					
Test Voltage	AC 120V/60Hz					
Bluetooth Specification	V5.0					
Frequency Range	2402- 2480 MHz					
Channel Number	V5.0: 40					
Channel Separation	V5.0: 2MHz					
Type of Modulation	V5.0: GFSK					
PHYs	<input checked="" type="checkbox"/>	LE 1M	<input checked="" type="checkbox"/>	LE 2M	<input checked="" type="checkbox"/>	LE Coded S=2/8
Data Rate	<input checked="" type="checkbox"/>	1Mbit/s	<input checked="" type="checkbox"/>	2Mbit/s	<input checked="" type="checkbox"/>	500/125 Kbit/s
Antenna Type	Reference to Antenna List					
Peak Antenna Gain	Reference to Antenna List					

Note 1: We have evaluated both modes of LE 1M, LE 2M and LE coded, the power of LE 1M mode is higher than other mode, the test data of both modes is showed in the report with test items power and bandwidth; the test data of worse mode is showed with other test items.

Note 2: LED lamp supports three kinds of Crystal oscillator (murata/ Diodes/kdx), there is not any change in RF design, circuitry or construction for this device, including RF parameters (antenna, software, firmware and hardware versions, power, frequency ranges, etc.), so only power, spurious emission and band-edge were tested for different crystal oscillator, the test data of worse mode is showed with other test items.

1.2. Working Frequency of Each Channel:

Bluetooth Working Frequency of Each Channel: (For V5.0)							
Channel	Frequency	Channel	Frequency	Channel	Frequency	Channel	Frequency
00	2402 MHz	01	2404 MHz	02	2406 MHz	03	2408 MHz
04	2410 MHz	05	2412 MHz	06	2414 MHz	07	2416 MHz
08	2418 MHz	09	2420 MHz	10	2422 MHz	11	2424 MHz
12	2426 MHz	13	2428 MHz	14	2430 MHz	15	2432 MHz
16	2434 MHz	17	2436 MHz	18	2438 MHz	19	2440 MHz
20	2442 MHz	21	2444 MHz	22	2446 MHz	23	2448 MHz
24	2450 MHz	25	2452 MHz	26	2454 MHz	27	2456 MHz
28	2458 MHz	29	2460 MHz	30	2462 MHz	31	2464 MHz
32	2466 MHz	33	2468 MHz	34	2470 MHz	35	2472 MHz
36	2474 MHz	37	2476 MHz	38	2478 MHz	39	2480 MHz

1.3. Antenna information

Antenna manufacturer	N/A					
Antenna Delivery	<input checked="" type="checkbox"/>	1*TX+1*RX	<input type="checkbox"/>	2*TX+2*RX	<input type="checkbox"/>	3*TX+3*RX
Antenna technology	<input checked="" type="checkbox"/>	SISO				
	<input type="checkbox"/>	MIMO	<input type="checkbox"/>	Basic		
			<input type="checkbox"/>	CDD		
<input type="checkbox"/>			Beam-forming			
Antenna Type	<input type="checkbox"/>	External	<input type="checkbox"/>	Dipole		
	<input checked="" type="checkbox"/>	Internal	<input type="checkbox"/>	PIFA		
			<input checked="" type="checkbox"/>	PCB		
			<input type="checkbox"/>	Ceramic Chip Antenna		
			<input type="checkbox"/>	Stamping Antenna		
			<input type="checkbox"/>	Metal plate type F antenna		
			<input type="checkbox"/>	Monopole antenna		
Antenna Gain	1.5dBi					

1.4. Mode of Operation

Test Mode
Mode 1: Transmit-1Mbps(GFSK_LE 1M)
Mode 2: Transmit-2Mbps(GFSK_LE 2M)
Mode 3: Transmit-125Kbps(GFSK_LE Coded)
Mode 4: Transmit-500Kbps(GFSK_LE Coded)

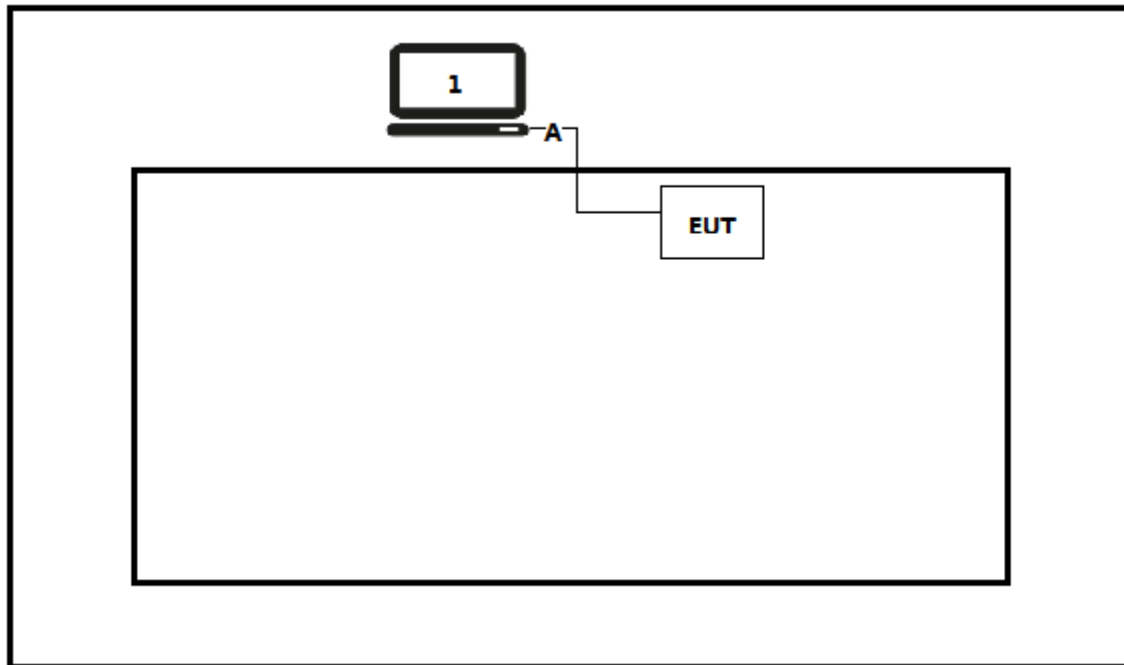
1.5. Tested System Details

The types for all equipment, plus descriptions of all cables used in the tested system (including inserted cards) are:

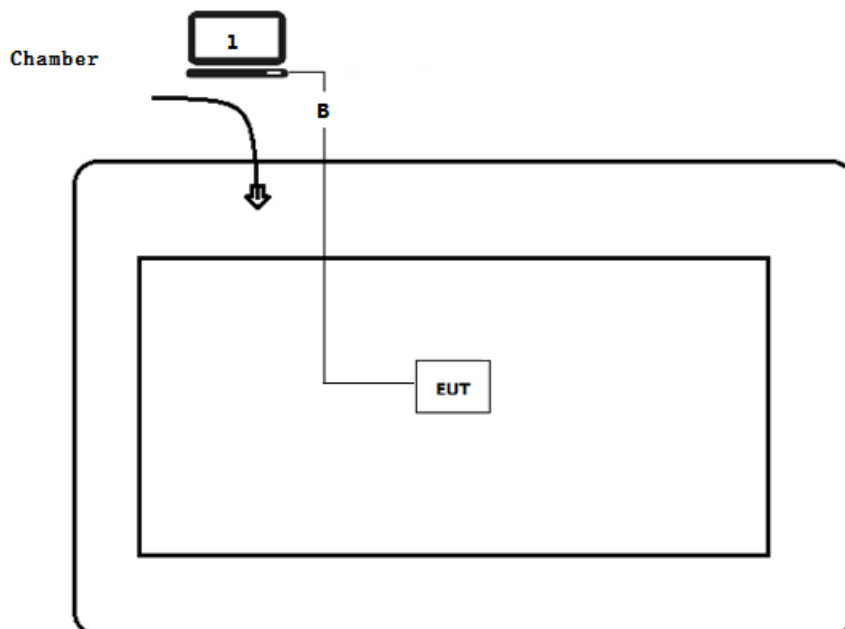
No.	Product	Manufacturer	Model No.	Serial No.	Power Cord
1	Notebook	Think Pad	2526	LV-A3285	Power by adapter
A	Control cable	N/A	N/A	N/A	Shielded,0.5m
B	Control cable	N/A	N/A	N/A	Shielded,10m

1.6. Configuration of Tested System

Test setup Diagram- AC Line Conducted Emission Test



Test setup Diagram- Radiated Emission



1.7. EUT Exercise Software

1	Setup the EUT and simulators as shown on above.
2	Turn on the power of all equipment.
3	Run RF software [HueApprobation Tool], and set the test mode and channel, then press OK to start to continue transmit.

2. Technical Test
2.1. Summary of Test Result
For FCC

Performed Test Item	Normative References	Limit	Result
AC Power Line Conducted Emission	FCC CFR Title 47 Part 15 Subpart C: 2015 Section 15.207	FCC 15.207	PASS
Emissions in restricted frequency bands	FCC CFR Title 47 Part 15 Subpart C: 2015 Section 15.209	FCC 15.209	PASS
Emissions in non-restricted frequency bands	FCC CFR Title 47 Part 15 Subpart C: 2015 Section 15.247(d)	20dBc	PASS
Radiated Emission Band Edge	FCC CFR Title 47 Part 15 Subpart C: 2015 15.247(d)	FCC 15.209	PASS
Occupied Bandwidth	FCC CFR Title 47 Part 15 Subpart C: 2015 Section 15.247(a)(2)	500kHz	PASS
Fundamental emission output power	FCC CFR Title 47 Part 15 Subpart C: 2015 Section 15.247(b)(3)	30dBm	PASS
Power Spectral Density	FCC CFR Title 47 Part 15 Subpart C: 2015 Section 15.247(e)	8dBm/3kHz	PASS
Antenna Requirement	FCC CFR Title 47 Part 15 Subpart C: 2015 Section 15.203	FCC 15.203	PASS

For ISED

Performed Test Item	Normative References	Limit	Result
AC Power Line Conducted Emission	RSS-Gen Issue 5 Section 8.8	RSS-Gen	PASS
Emissions in restricted frequency bands	RSS-Gen Issue 5 Section 8.9	RSS-Gen	PASS
Emissions in non-restricted frequency bands	RSS-247 Issue 2 Section A5.5	20dBc	PASS
Radiated Emission Band Edge	RSS-247 Issue 2 Section A5.5	RSS-247	PASS
Occupied Bandwidth	RSS-Gen Issue 5 Section 6.6 RSS-247 Issue 2 Section A5.2(1)	500kHz	PASS
Fundamental emission output power	RSS-247 Issue 2 Section A5.4(4)	30dBm	PASS
Power Spectral Density	RSS-247 Issue 2 Section A5.2(2)	8dBm/3kHz	PASS
Antenna Requirement	RSS-Gen Issue 5 Section 8.3	RSS-Gen Issue 5	PASS

2.2. Test Frequency configuration:

Modulation Mode	Channel	Frequency	Channel	Frequency	Channel	Frequency
Mode1~4	00	2402 MHz	19	2440 MHz	39	2480MHz

2.3. Test Environment

Items	Required (IEC 68-1)	Actual
Temperature (°C)	15-35	21
Humidity (%RH)	25-75	50
Barometric pressure (mbar)	860-1060	950-1000

2.4. Measurement Uncertainty

Test Items	Uncertainty
AC Power Line Conducted Emission	$\pm 2.02\text{dB}$
Radiated Emission	Below 1GHz $\pm 3.8\text{ dB}$
	Above 1GHz $\pm 3.9\text{ dB}$
RF Antenna Port Conducted Emission	$\pm 1.27\text{dB}$
Radiated Emission Band Edge	$\pm 3.9\text{dB}$
Occupied Bandwidth	$\pm 1\text{kHz}$
Power Spectral Density	$\pm 1.27\text{dB}$

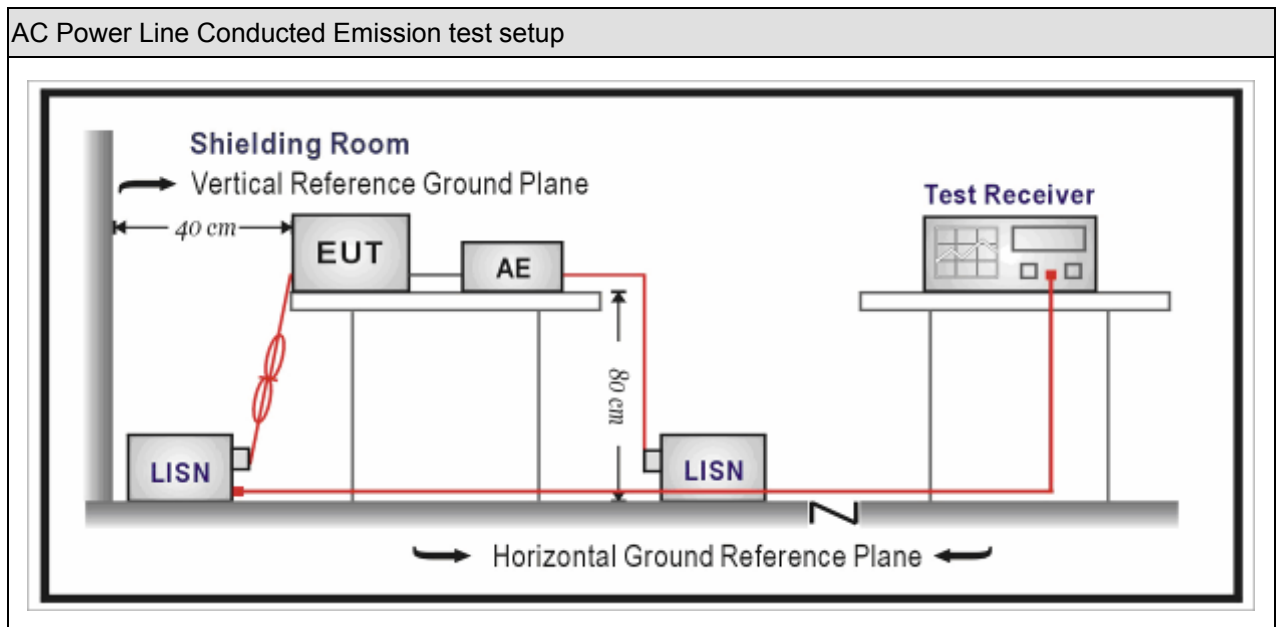
3. AC Power Line Conducted Emission

3.1. Test Equipment

AC Power Line Conducted Emission / TR-1					
Instrument	Manufacturer	Type No.	Serial No.	Cal. Date	Cal. Due Date
EMI Test Receiver	R&S	ESCI	100906	2019.03.05	2020.03.04
Two-Line V-Network	R&S	ENV 216	101189	2018.07.16	2019.07.15
Two-Line V-Network	R&S	ENV 216	101044	2018.09.16	2019.09.15
50ohm Coaxial Switch	Anritsu	MP59B	6200464462	N/A	N/A
50ohm Termination	SHX	TF2	07081402	2018.09.16	2019.09.15
Temperature/Humidity Meter	Zhichen	ZC1-2	TR1-TH	2019.01.04	2020.01.03
Quietek EMI V3(test software)	Quietek	N/A	N/A	N/A	N/A

Note: All equipment is calibrated with traceable calibrations. Each calibration is traceable to the national or international standards.

3.2. Test Setup



3.3. Limit

Frequency of Emission (MHz)	Conducted Limit	
	Quasi-peak (dB μ V)	Average (dB μ V)
0.15-0.5	66 to 56	56 to 46
0.5-5	56	46
5-30	60	50

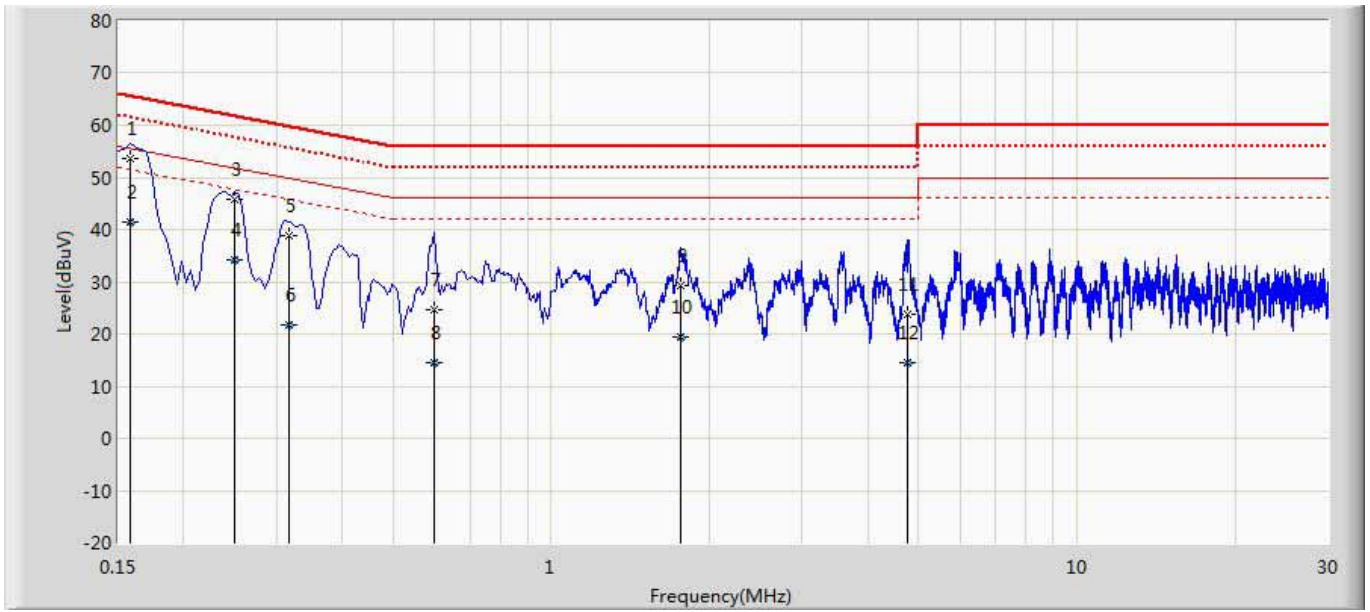
Note 1: The lower limit shall apply at the transition frequencies.
 Note 2: The limit decreases linearly with the logarithm of the frequency in the range 0.15 MHz to 0.5 MHz.

3.4. Test Procedure

Test Method			
	References Rule	Chapter	Item
<input checked="" type="checkbox"/>	ANSI C63.10-2013	6.2	Standard test method for ac power-line conducted emissions from unlicensed wireless devices

3.5. Test Result

Site: TR1	Time: 2019/04/13 - 11:10
Limit: FCC_Part15.107_CE_AC Power_ClassB	Margin: 4
Probe: ENV216_101190(0.009-30MHz)	Polarity: Neutral
EUT: LED LAMP	Power: AC 120V/60Hz
Note: Mode 1	

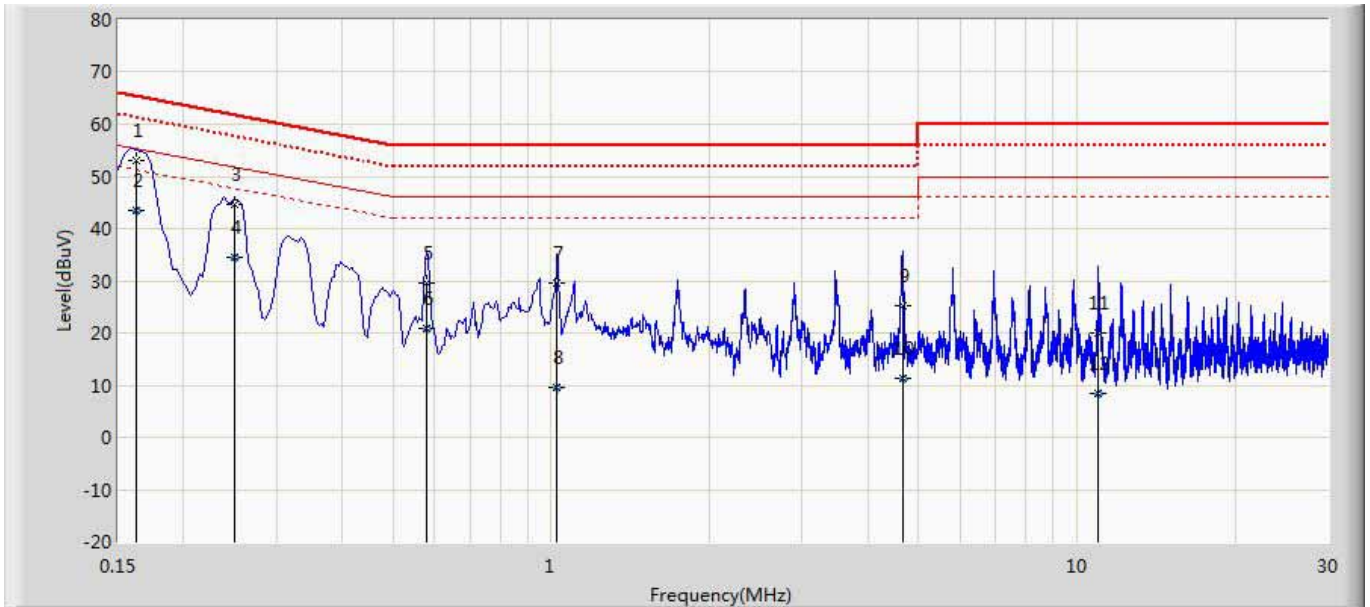


No	Mark	Frequency (MHz)	Measure Level (dBuV)	Reading Level (dBuV)	Over Limit (dB)	Limit (dBuV)	Factor (dB)	Type
1	*	0.158	53.710	44.095	-11.877	65.587	9.614	QP
2		0.158	41.545	31.931	-14.042	55.587	9.614	AV
3		0.250	45.932	36.303	-15.825	61.757	9.628	QP
4		0.250	34.207	24.578	-17.551	51.757	9.628	AV
5		0.318	38.723	29.095	-21.036	59.759	9.628	QP
6		0.318	21.603	11.975	-28.156	49.759	9.628	AV
7		0.598	24.629	14.991	-31.371	56.000	9.638	QP
8		0.598	14.385	4.747	-31.615	46.000	9.638	AV
9		1.758	29.153	19.462	-26.847	56.000	9.690	QP
10		1.758	19.558	9.867	-26.442	46.000	9.690	AV
11		4.770	23.696	13.907	-32.304	56.000	9.789	QP
12		4.770	14.598	4.809	-31.402	46.000	9.789	AV

Note:

1. " * ", means this data is the worst emission level.
2. Measurement Level = Reading Level + Factor(Probe+Cable-Amp).

Site: TR1	Time: 2019/04/13 - 12:18
Limit: FCC_Part15.107_CE_AC Power_ClassB	Margin: 4
Probe: ENV216_101190(0.009-30MHz)	Polarity: Line
EUT: LED LAMP	Power: AC 120V/60Hz
Note: Mode 1	



No	Mark	Frequency (MHz)	Measure Level (dBuV)	Reading Level (dBuV)	Over Limit (dB)	Limit (dBuV)	Factor (dB)	Type
1		0.162	52.908	43.278	-12.472	65.380	9.630	QP
2	*	0.162	43.345	33.715	-12.035	55.380	9.630	AV
3		0.250	44.700	35.070	-17.057	61.757	9.630	QP
4		0.250	34.486	24.856	-17.271	51.757	9.630	AV
5		0.578	29.649	20.004	-26.351	56.000	9.645	QP
6		0.578	20.745	11.099	-25.255	46.000	9.645	AV
7		1.026	29.690	20.013	-26.310	56.000	9.677	QP
8		1.026	9.588	-0.089	-36.412	46.000	9.677	AV
9		4.654	25.345	15.554	-30.655	56.000	9.790	QP
10		4.654	11.416	1.626	-34.584	46.000	9.790	AV
11		10.986	20.046	10.033	-39.954	60.000	10.013	QP
12		10.986	8.431	-1.582	-41.569	50.000	10.013	AV

Note:

1. " * ", means this data is the worst emission level.
2. Measurement Level = Reading Level + Factor(Probe+Cable-Amp).

4. Emissions in restricted frequency bands

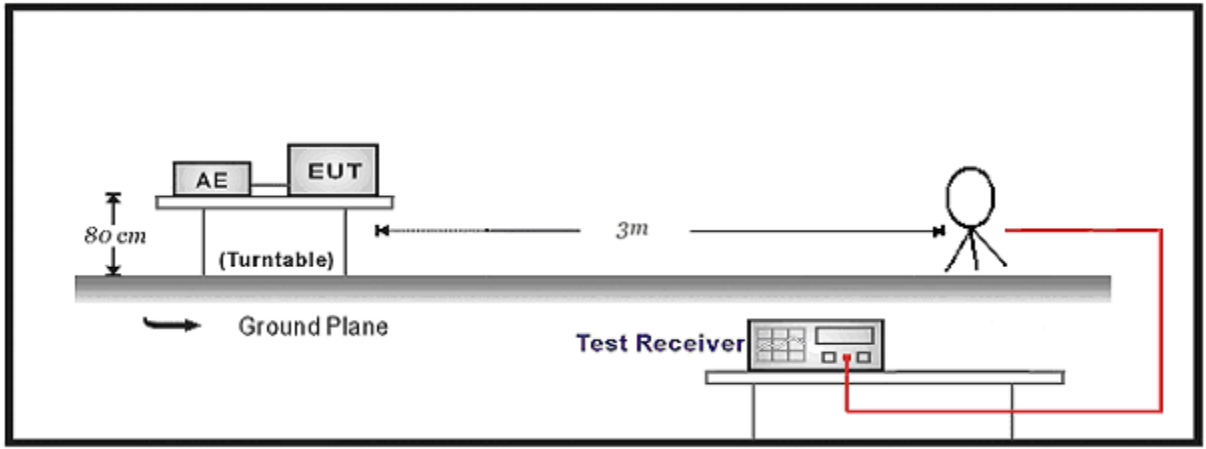
4.1. Test Equipment

Radiated Emission(Below 1GHz) / AC-2					
Instrument	Manufacturer	Type No.	Serial No.	Cal. Date	Cal. Due Date
EMI Test Receiver	R&S	ESCI	100573	2019.03.29	2020.03.28
Loop Antenna	R&S	HFH2-Z2	833799/003	2018.11.16	2019.11.15
Bilog Antenna	Teseq GmbH	CBL6112D	27611	2018.10.16	2019.10.15
Coaxial Cable	Huber+Suhner	SUCOFLEX 106	AC2-C	2019.03.02	2020.03.01
Temperature/Humidity Meter	Zhichen	ZC1-2	AC2-TH	2019.01.03	2020.01.02
Quietek EMI V3(test software)	Quietek	N/A	N/A	N/A	N/A
Note: All equipment is calibrated with traceable calibrations. Each calibration is traceable to the national or international standards.					

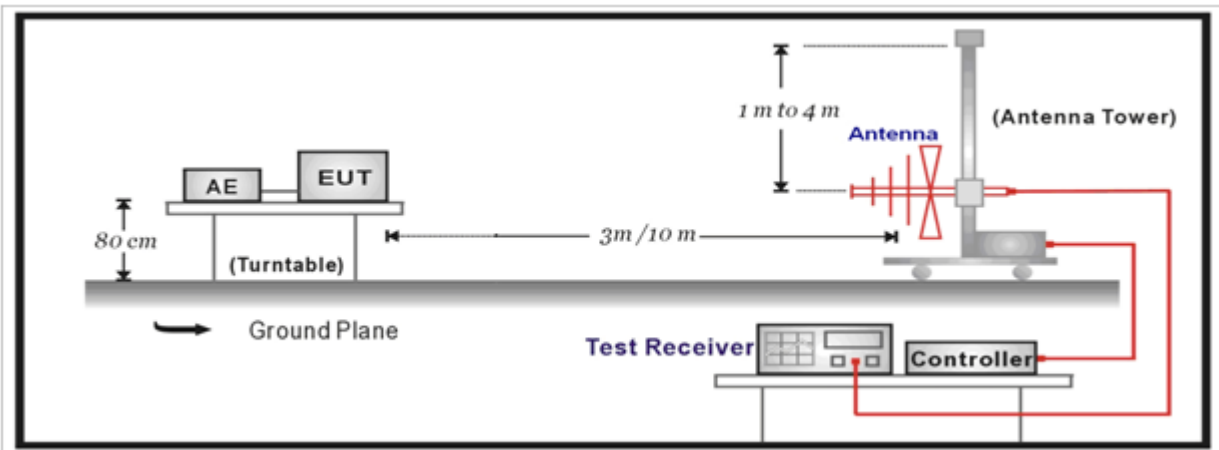
Radiated Emission(Above 1GHz) / AC-5					
Instrument	Manufacturer	Type No.	Serial No.	Cal. Date	Cal. Due Date
Spectrum Analyzer	Agilent	E4446A	MY45300103	2019.01.04	2020.01.03
Preamplifier	Miteq	NSP1800-25	1364185	2018.05.06	2019.05.05
Preamplifier	Quietek	AP-040G	CHM-0906001	2018.05.06	2019.05.05
DRG Horn	ETS-Lindgren	3117	00123988	2019.01.22	2020.01.21
Broad-Band Horn Antenna	Schwarzbeck	BBHA9170	294	2018.11.25	2019.11.24
Coaxial Cable	Huber+Suhner	SUCOFLEX 106	AC5-C1	2019.03.02	2020.03.01
Coaxial Cable	Huber+Suhner	SUCOFLEX 106	AC5-C2	2019.03.02	2020.03.01
Coaxial Cable	Huber+Suhner	SUCOFLEX 102	AC5-C3	2019.03.02	2020.03.01
EMI Receiver	Agilent	N9038A	MY51210196	2018.06.10	2019.06.09
Temperature/Humidity Meter	Zhichen	ZC1-2	AC5-TH	2019.01.04	2020.01.03
Quietek EMI V3(test software)	Quietek	N/A	N/A	N/A	N/A
Note: All equipment is calibrated with traceable calibrations. Each calibration is traceable to the national or international standards.					

4.2. Test Setup

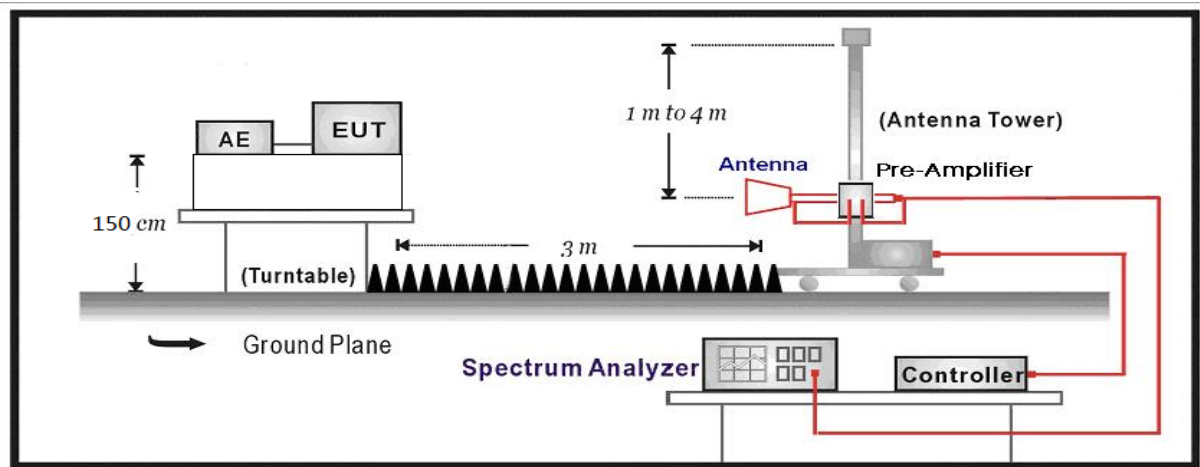
Below 30MHz Test Setup:



30MHz-1GHz Test Setup:



Above 1GHz Test Setup:



4.3. Limit

For FCC

Restricted Bands of operation			
Frequency (MHz)	Frequency (MHz)	Frequency (MHz)	Frequency (GHz)
0.090 – 0.110	16.42 – 16.423	399.9 – 410	4.5 – 5.15
0.495 – 0.505	16.69475 – 16.69525	608 – 614	5.35 – 5.46
2.1735 – 2.1905	16.80425 – 16.80475	960 – 1240	7.25 – 7.75
4.125 – 4.128	25.5 – 25.67	1300 – 1427	8.025 – 8.5
4.17725 – 4.17775	37.5 – 38.25	1435 – 1626.5	9.0 – 9.2
4.20725 – 4.20775	73 – 74.6	1645.5 – 1646.5	9.3 – 9.5
6.215 – 6.218	74.8 – 75.2	1660 – 1710	10.6 – 12.7
6.26775 – 6.26825	108 – 121.94	1718.8 – 1722.2	13.25 – 13.4
6.31175 – 6.31225	123 – 138	2200 – 2300	14.47 – 14.5
8.291 – 8.294	149.9 – 150.05	2310 – 2390	15.35 – 16.2
8.362 – 8.366	156.52475 – 156.52525	2483.5 – 2500	17.7 – 21.4
8.37625 – 8.38675	156.7 – 156.9	2690 – 2900	22.01 – 23.12
8.81425 – 8.81475	162.0125 – 167.17	3260 – 3267	23.6 – 24.0
12.29 – 12.293	167.72 – 173.2	3332 – 3339	31.2 – 31.8
12.51975 – 12.52025	240 – 285	3345.8 – 3358	36.43 – 36.5
12.57675 – 12.57725	322 – 335.4	3600 – 4400	
13.36 – 13.41			

For ISED:

Restricted Bands of operation			
Frequency (MHz)	Frequency (MHz)	Frequency (MHz)	Frequency (GHz)
0.090-0.110	13.36-13.41	1645.5-1646.5	9.0-9.2
2.1735-2.1905	16.42-16.423	1660-1710	9.3-9.5
3.020-3.026	16.69475-16.69525	1718.8-1722.2	10.6-12.7
4.125-4.128	16.80425-16.80475	2200-2300	13.25-13.4
4.17725-4.17775	25.5-25.67	2310-2390	14.47-14.5
4.20725-4.20775	37.5-38.25	2655-2900	15.35-16.2
5.677-5.683	73-74.6	3260-3267	17.7-21.4
6.215-6.218	74.8-75.2	3332-3339	22.01-23.12
6.26775-6.26825	108-138	3345.8-3358	23.6-24.0
6.31175-6.31225	156.52475-156.52525	3500-4400	31.2-31.8
8.291-8.294	156.7-156.9	4500-5150	36.43-36.5
8.362-8.366	240-285	5350-5460	Above 38.6
8.37625-8.38675	322-335.4	7250-7750	
8.41425-8.41475	399.9-410	8025-8500	
12.29-12.293	608-614		
12.51975-12.52025	960-1427		
12.57675-12.57725	1435-1626.5		

Restricted Band Emissions Limit			
Frequency (MHz)	Field strength (μ V/m)	Field strength (dB μ V/m)	Measurement distance (m)
0.009 - 0.49	2400/F(kHz)	48.5 – 13.8	300 _(Note 1)
0.49 - 1.705	24000/F(kHz)	33.8 - 23	30 _(Note 1)
1.705 - 30	30	29.5	30 _(Note 1)
30 - 88	100	40	3 _(Note 2)
88 - 216	150	43.5	3 _(Note 2)
216 - 960	200	46	3 _(Note 2)
Above 960	500	54	3 _(Note 2)


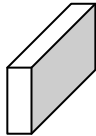
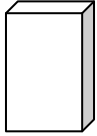

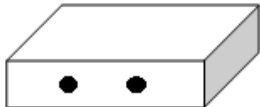
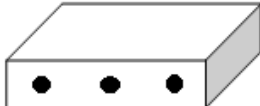
Note 1: At frequencies below 30 MHz, measurements may be performed at a distance closer than that specified in the regulations; however, an attempt should be made to avoid making measurements in the near field. Pending the development of an appropriate measurement procedure for measurements performed below 30 MHz, when performing measurements at a closer distance than specified, the results shall be extrapolated to the specified distance by either making measurements at a minimum of two distances on at least one radial to determine the proper extrapolation factor or by using the square of an inverse linear distance extrapolation factor (40 dB/decade).

Note 2: At frequencies at or above 30 MHz, measurements may be performed at a distance other than what is specified provided: measurements are not made in the near field except where it can be shown that near field measurements are appropriate due to the characteristics of the device; and it can be demonstrated that the signal levels needed to be measured at the distance employed can be detected by the measurement equipment. Measurements shall not be performed at a distance greater than 30 meters unless it can be further demonstrated that measurements at a distance of 30 meters or less are impractical. When performing measurements at a distance other than that specified, the results shall be extrapolated to the specified distance using an extrapolation factor of 20 dB/decade (inverse linear-distance for field strength measurements; inverse-linear-distance-squared for power density measurements).

4.4. Test Procedure

Test Method			
	References Rule	Chapter	Description
<input type="checkbox"/>	ANSI C63.10	11.11	Emissions in non-restricted frequency bands
	<input type="checkbox"/> ANSI C63.10	11.11.2	Reference level measurement
	<input type="checkbox"/> ANSI C63.10	11.11.3	Emission level measurement
<input checked="" type="checkbox"/>	ANSI C63.10	11.12	Emissions in restricted frequency bands
	<input checked="" type="checkbox"/> ANSI C63.10	11.12.1	Radiated emission measurements
	<input checked="" type="checkbox"/> ANSI C63.10	11.12.2.7	Radiated spurious emission test
	<input checked="" type="checkbox"/> ANSI C63.10	6.4	Radiated emissions from unlicensed wireless devices below 30 MHz
	<input checked="" type="checkbox"/> ANSI C63.10	6.5	Radiated emissions from unlicensed wireless devices in the frequency range of 30 MHz to 1000 MHz
	<input checked="" type="checkbox"/> ANSI C63.10	6.6	Radiated emissions from unlicensed wireless devices above 1 GHz
	<input type="checkbox"/> ANSI C63.10	11.12.2.3	Quasi-peak measurement procedure
	<input checked="" type="checkbox"/> ANSI C63.10	11.12.2.4	Peak power measurement procedure
	<input checked="" type="checkbox"/> ANSI C63.10	11.12.2.5	Average power measurement procedures
	<input type="checkbox"/> ANSI C63.10	11.12.2.5.1	Trace averaging with continuous EUT transmission at full power
	<input type="checkbox"/> ANSI C63.10	11.12.2.5.2	Trace averaging across ON and OFF times of the EUT transmissions followed by duty cycle correction
	<input checked="" type="checkbox"/> ANSI C63.10	11.12.2.5.3	Reduced VBW averaging across ON and OFF times of the EUT transmissions with max hold

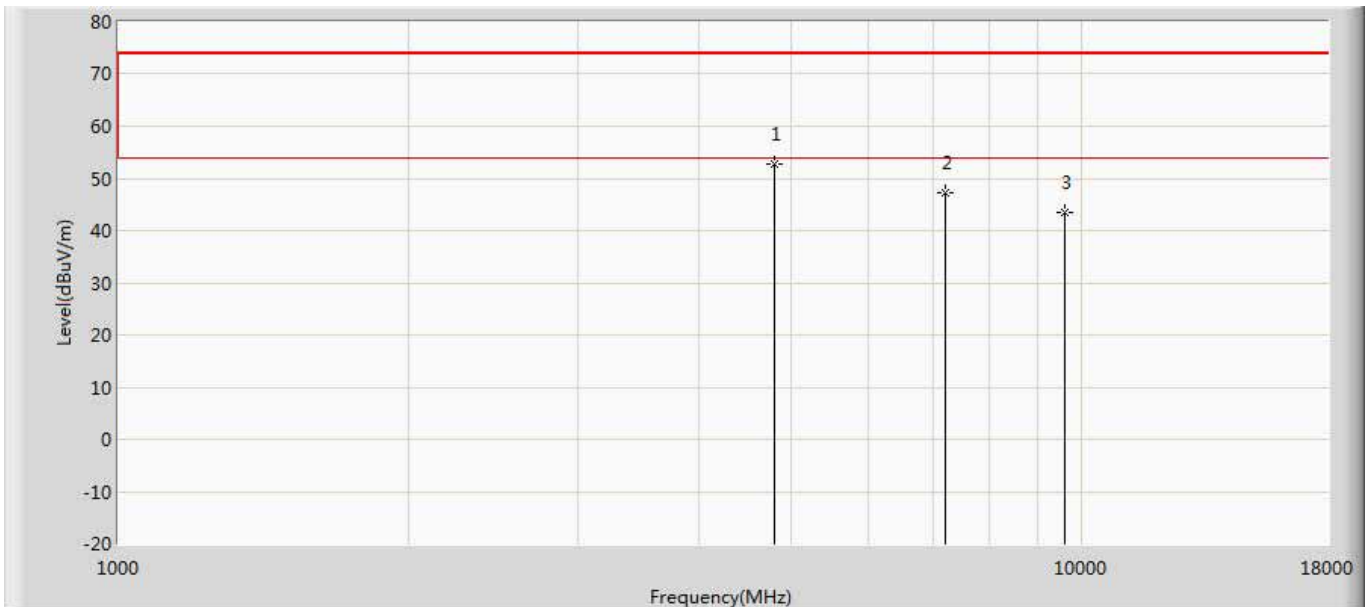
4.5. EUT test Axis definition

Item	Emissions in restricted frequency bands			
Device Category	<input type="checkbox"/>	Fixed point-to-point		
	<input type="checkbox"/>	Emit multiple directional beams, simultaneously or sequentially		
	<input checked="" type="checkbox"/>	Other cases		
Test mode	Mode 1~3			
Test method	<input checked="" type="checkbox"/>	Radiated		
		X Axis	Y Axis	Z Axis
				
		Worst Axis <input checked="" type="checkbox"/>	Worst Axis <input type="checkbox"/>	Worst Axis <input type="checkbox"/>
	<input type="checkbox"/>	Conducted		
	<input type="checkbox"/>	Chain 1		
				
	<input type="checkbox"/>	Chain 1	Chain 2	
				
	<input type="checkbox"/>	Chain 1	Chain 2	Chain 3
				

4.6. Test Result

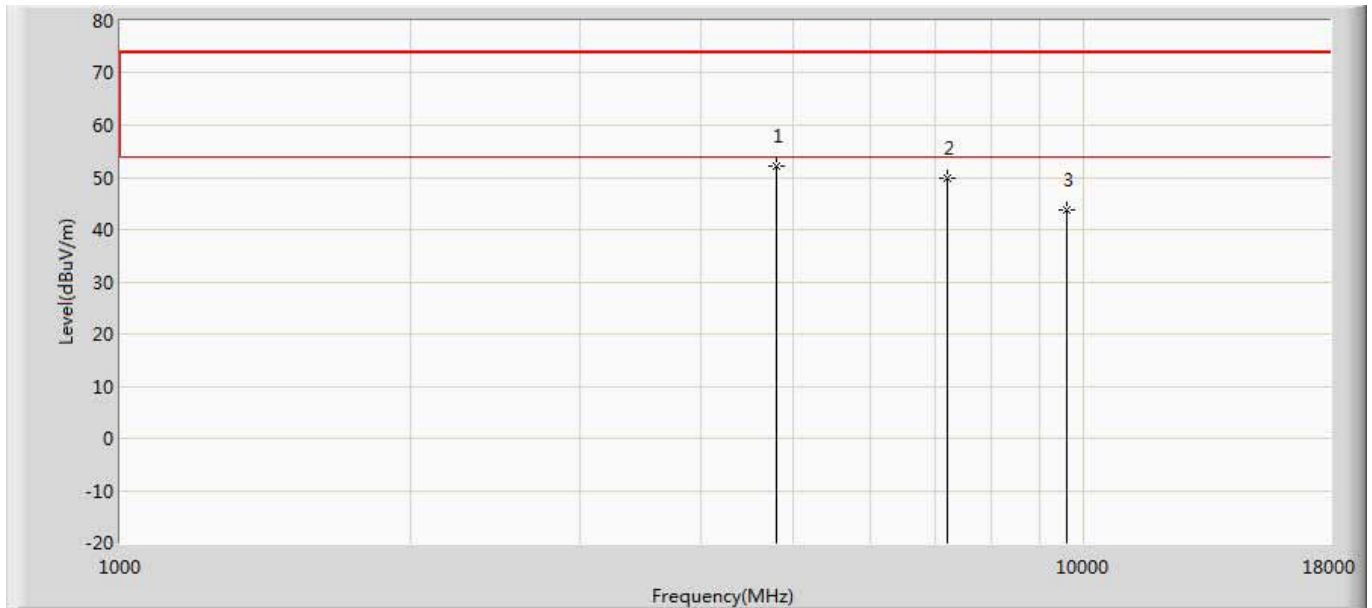
Muruta:

Engineer: YULIU	
Site: AC5	Time: 2019/04/10 - 21:28
Limit: FCC_Part15.209_RE(3m)	Margin: 0
Probe: Horn_3117_00167055(1-18GHz)	Polarity: Vertical
EUT:LED LAMP	Power: AC 120V/60Hz
Note: Mode 1:Transmit at 2402Mhz by BLE	



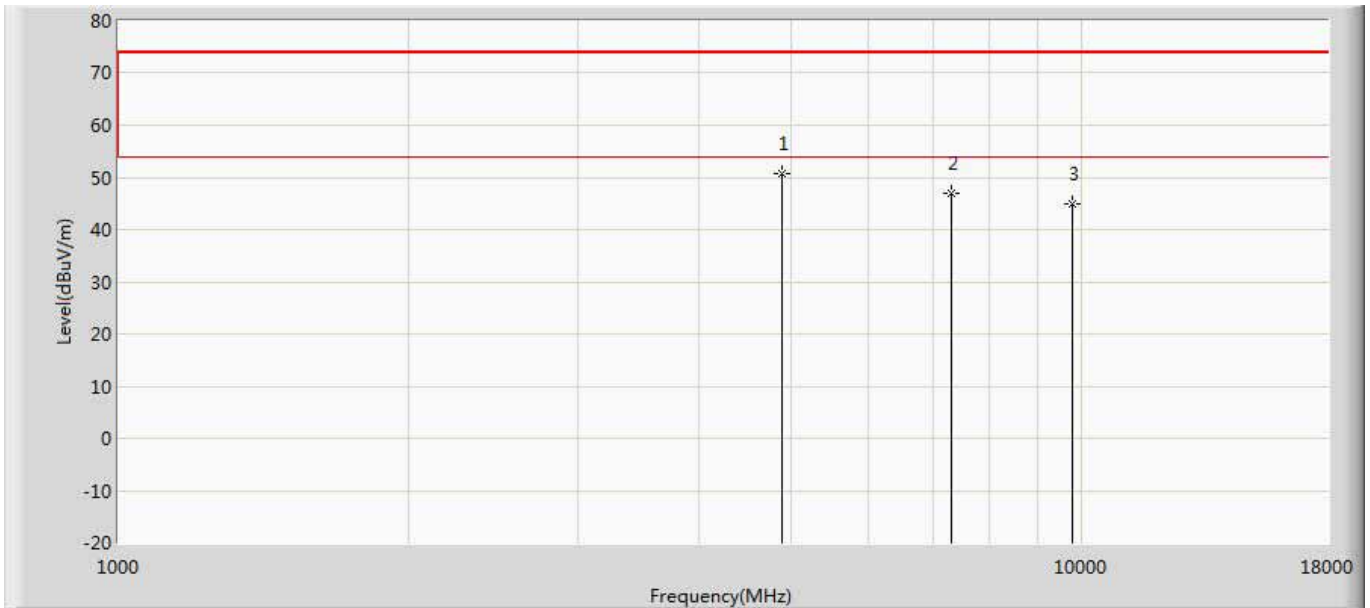
No	Mark	Frequency (MHz)	Measure Level (dBuV/m)	Reading Level (dBuV)	Over Limit (dB)	Limit (dBuV/m)	Factor (dB)	Type
1	*	4799.500	52.734	54.370	-21.266	74.000	-1.636	PK
2		7206.000	47.339	45.420	-26.661	74.000	1.919	PK
3		9608.000	43.584	38.685	-30.416	74.000	4.899	PK

Engineer: YULIU	
Site: AC5	Time: 2019/04/10 - 21:28
Limit: FCC_Part15.209_RE(3m)	Margin: 0
Probe: Horn_3117_00167055(1-18GHz)	Polarity: Horizontal
EUT:LED LAMP	Power: AC 120V/60Hz
Note: Mode 1:Transmit at 2402Mhz by BLE	



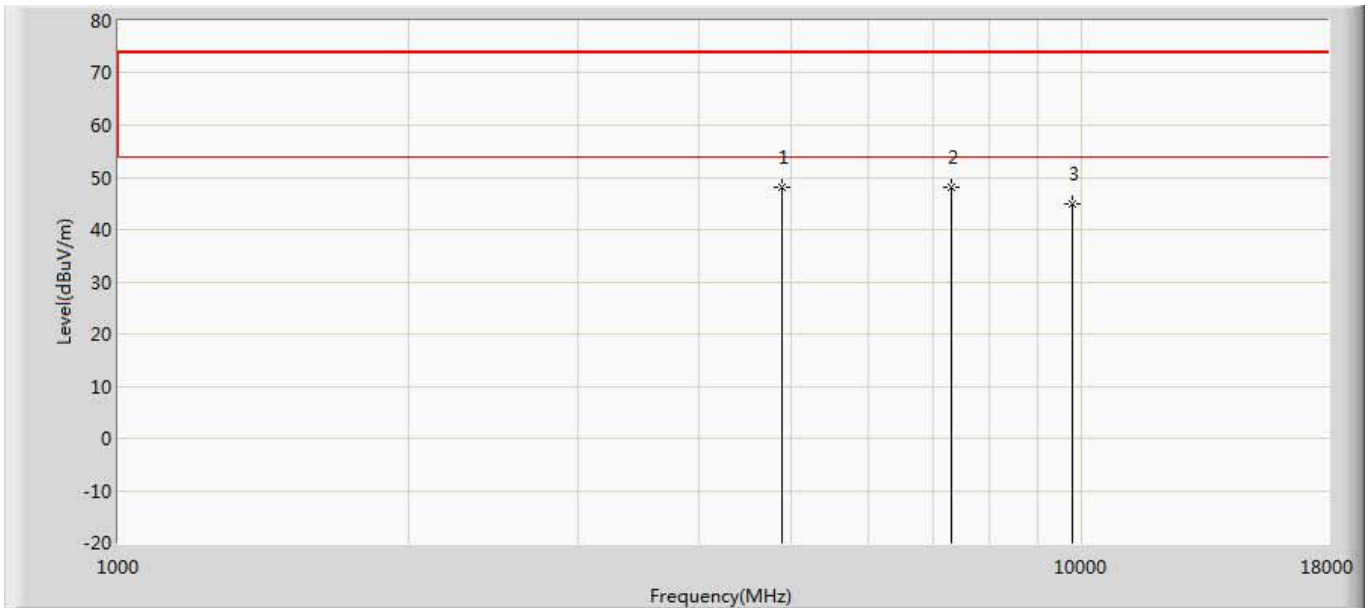
No	Mark	Frequency (MHz)	Measure Level (dBuV/m)	Reading Level (dBuV)	Over Limit (dB)	Limit (dBuV/m)	Factor (dB)	Type
1	*	4799.500	52.134	53.770	-21.866	74.000	-1.636	PK
2		7205.000	49.829	47.893	-24.171	74.000	1.936	PK
3		9608.000	43.894	38.995	-30.106	74.000	4.899	PK

Engineer: YULIU	
Site: AC5	Time: 2019/04/10 - 21:28
Limit: FCC_Part15.209_RE(3m)	Margin: 0
Probe: Horn_3117_00167055(1-18GHz)	Polarity: Vertical
EUT:LED LAMP	Power: AC 120V/60Hz
Note: Mode 1:Transmit at 2440Mhz by BLE	



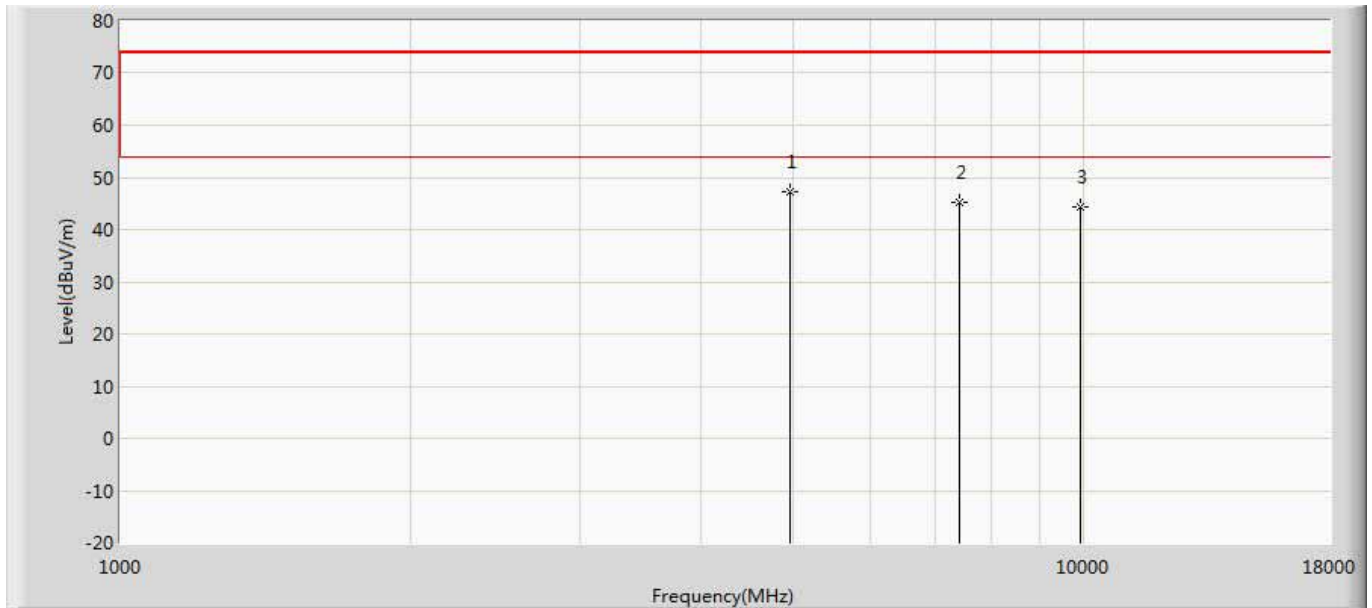
No	Mark	Frequency (MHz)	Measure Level (dBuV/m)	Reading Level (dBuV)	Over Limit (dB)	Limit (dBuV/m)	Factor (dB)	Type
1	*	4884.500	50.797	52.155	-23.203	74.000	-1.358	PK
2		7320.000	46.877	44.994	-27.123	74.000	1.884	PK
3		9760.000	45.047	39.235	-28.953	74.000	5.812	PK

Engineer: YULIU	
Site: AC5	Time: 2019/04/10 - 21:28
Limit: FCC_Part15.209_RE(3m)	Margin: 0
Probe: Horn_3117_00167055(1-18GHz)	Polarity: Horizontal
EUT:LED LAMP	Power: AC 120V/60Hz
Note: Mode 1:Transmit at 2440Mhz by BLE	



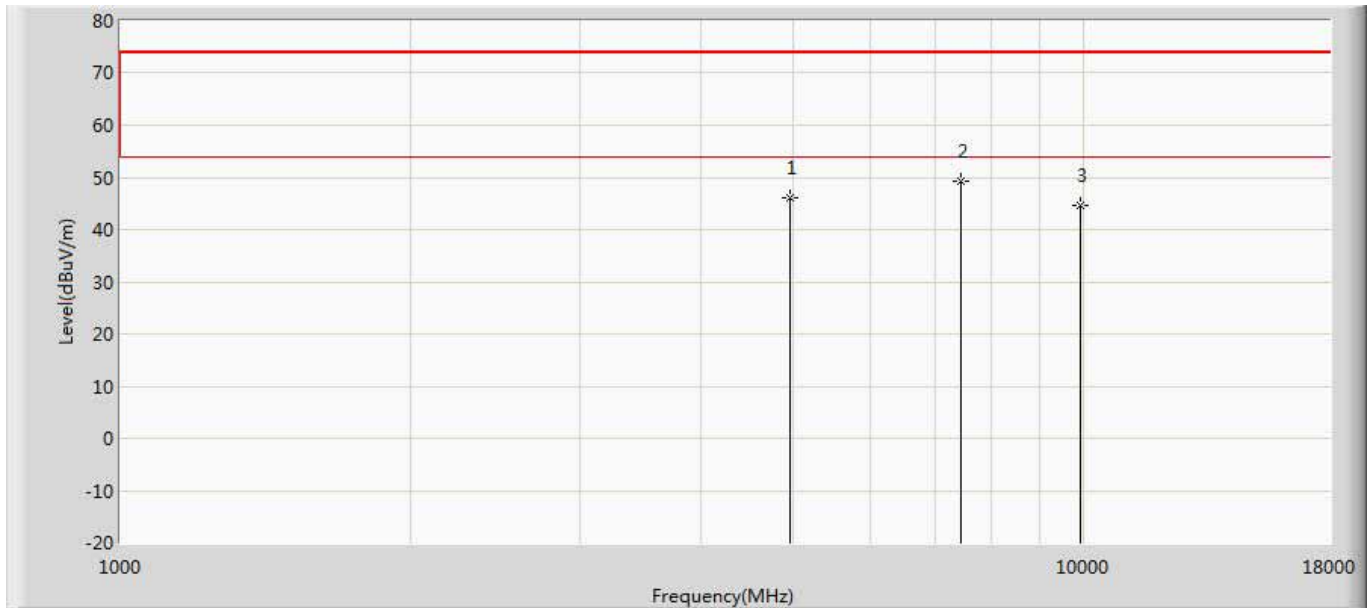
No	Mark	Frequency (MHz)	Measure Level (dBuV/m)	Reading Level (dBuV)	Over Limit (dB)	Limit (dBuV/m)	Factor (dB)	Type
1		4876.000	48.060	49.279	-25.940	74.000	-1.219	PK
2	*	7320.000	48.076	46.193	-25.924	74.000	1.884	PK
3		9760.000	44.848	39.036	-29.152	74.000	5.812	PK

Engineer: YULIU	
Site: AC5	Time: 2019/04/10 - 21:28
Limit: FCC_Part15.209_RE(3m)	Margin: 0
Probe: Horn_3117_00167055(1-18GHz)	Polarity: Vertical
EUT:LED LAMP	Power: AC 120V/60Hz
Note: Mode 1:Transmit at 2480Mhz by BLE	



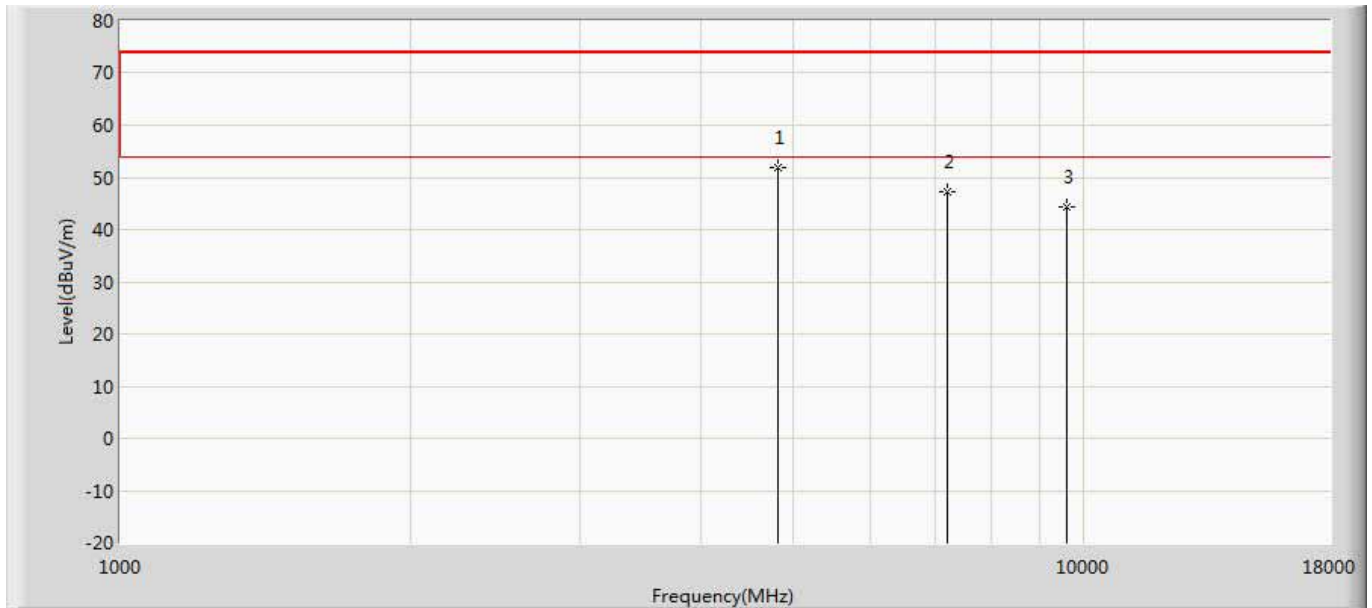
No	Mark	Frequency (MHz)	Measure Level (dBuV/m)	Reading Level (dBuV)	Over Limit (dB)	Limit (dBuV/m)	Factor (dB)	Type
1	*	4961.000	47.191	48.347	-26.809	74.000	-1.156	PK
2		7440.000	45.343	42.917	-28.657	74.000	2.426	PK
3		9920.000	44.399	39.145	-29.601	74.000	5.253	PK

Engineer: YULIU	
Site: AC5	Time: 2019/04/10 - 21:28
Limit: FCC_Part15.209_RE(3m)	Margin: 0
Probe: Horn_3117_00167055(1-18GHz)	Polarity: Horizontal
EUT:LED LAMP	Power: AC 120V/60Hz
Note: Mode 1:Transmit at 2480Mhz by BLE	



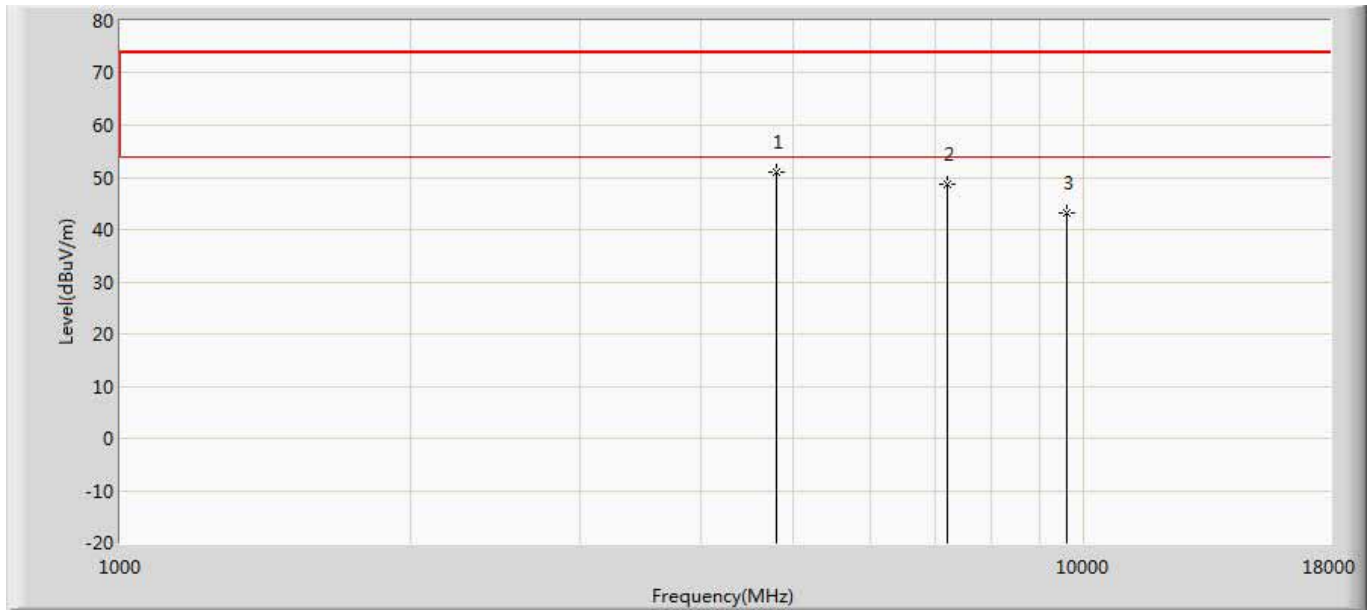
No	Mark	Frequency (MHz)	Measure Level (dBuV/m)	Reading Level (dBuV)	Over Limit (dB)	Limit (dBuV/m)	Factor (dB)	Type
1		4961.000	46.143	47.299	-27.857	74.000	-1.156	PK
2	*	7443.000	49.385	46.896	-24.615	74.000	2.489	PK
3		9920.000	44.769	39.515	-29.231	74.000	5.253	PK

Engineer: YULIU	
Site: AC5	Time: 2019/04/10 - 21:29
Limit: FCC_Part15.209_RE(3m)	Margin: 0
Probe: Horn_3117_00167055(1-18GHz)	Polarity: Vertical
EUT:LED LAMP	Power: AC 120V/60Hz
Note: Mode 2:Transmit at 2402Mhz by 2LE	



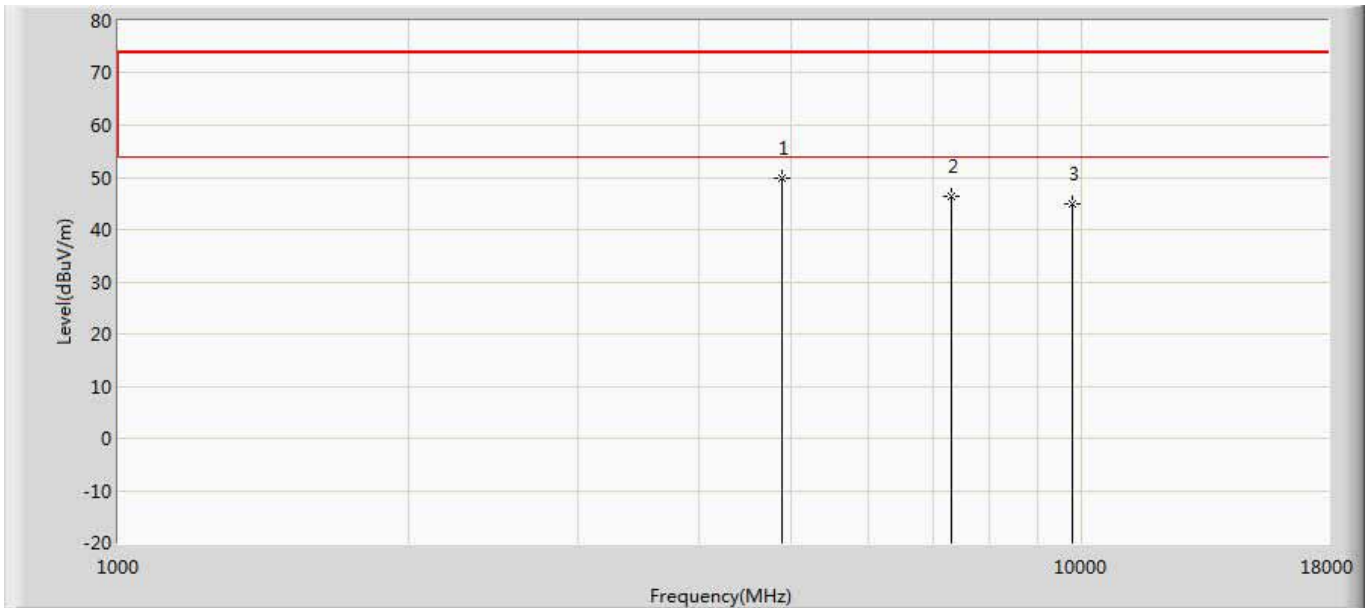
No	Mark	Frequency (MHz)	Measure Level (dBuV/m)	Reading Level (dBuV)	Over Limit (dB)	Limit (dBuV/m)	Factor (dB)	Type
1	*	4808.000	51.876	53.677	-22.124	74.000	-1.801	PK
2		7205.000	47.373	45.437	-26.627	74.000	1.936	PK
3		9608.000	44.370	39.471	-29.630	74.000	4.899	PK

Engineer: YULIU	
Site: AC5	Time: 2019/04/10 - 21:29
Limit: FCC_Part15.209_RE(3m)	Margin: 0
Probe: Horn_3117_00167055(1-18GHz)	Polarity: Horizontal
EUT:LED LAMP	Power: AC 120V/60Hz
Note: Mode 2:Transmit at 2402Mhz by 2LE	



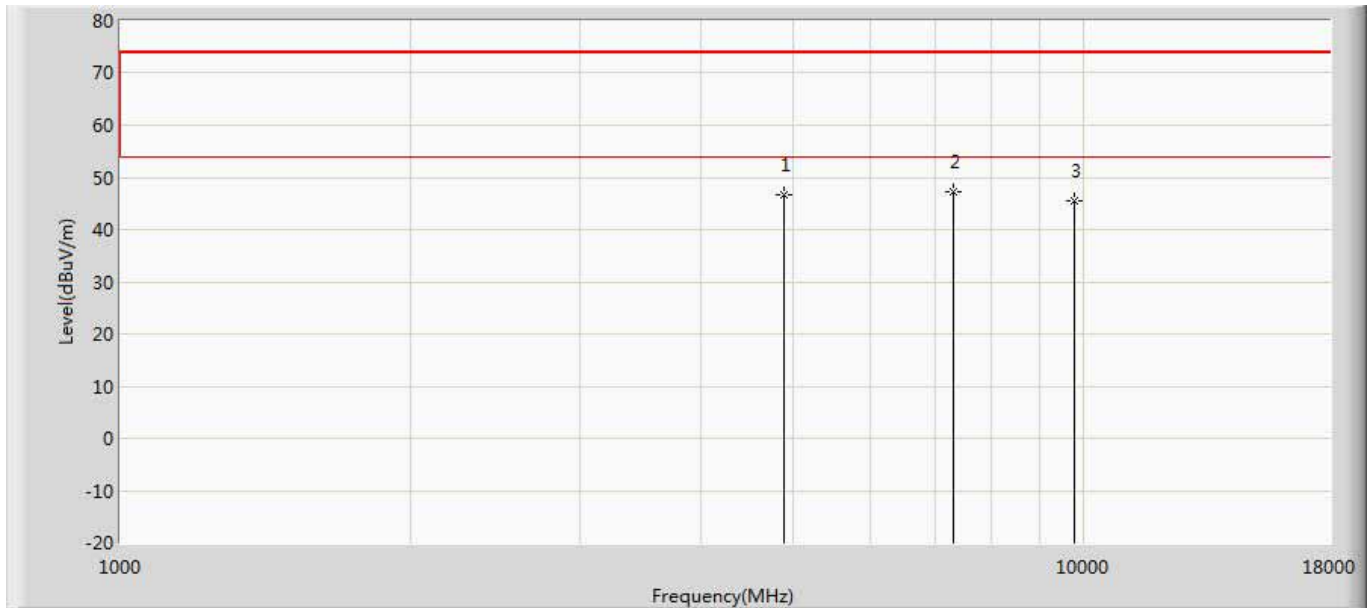
No	Mark	Frequency (MHz)	Measure Level (dBuV/m)	Reading Level (dBuV)	Over Limit (dB)	Limit (dBuV/m)	Factor (dB)	Type
1	*	4799.500	51.035	52.671	-22.965	74.000	-1.636	PK
2		7205.000	48.684	46.748	-25.316	74.000	1.936	PK
3		9608.000	43.175	38.276	-30.825	74.000	4.899	PK

Engineer: YULIU	
Site: AC5	Time: 2019/04/10 - 21:29
Limit: FCC_Part15.209_RE(3m)	Margin: 0
Probe: Horn_3117_00167055(1-18GHz)	Polarity: Vertical
EUT:LED LAMP	Power: AC 120V/60Hz
Note: Mode 2:Transmit at 2440Mhz by 2LE	



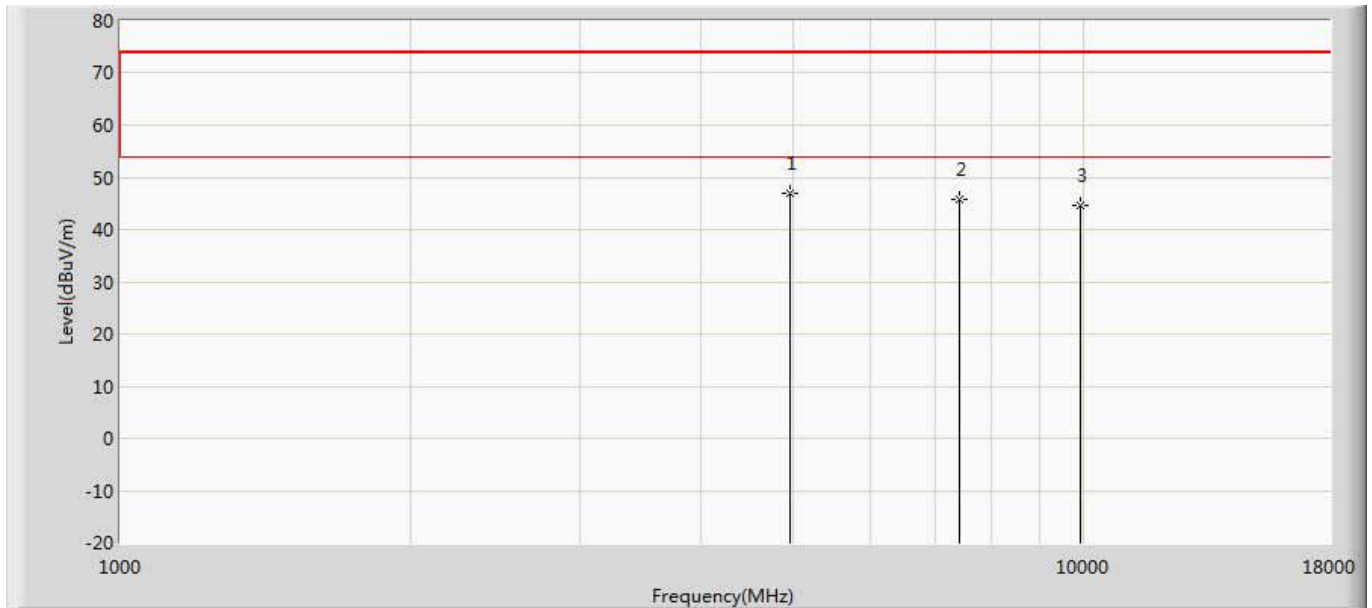
No	Mark	Frequency (MHz)	Measure Level (dBuV/m)	Reading Level (dBuV)	Over Limit (dB)	Limit (dBuV/m)	Factor (dB)	Type
1	*	4876.000	49.891	51.110	-24.109	74.000	-1.219	PK
2		7320.000	46.391	44.508	-27.609	74.000	1.884	PK
3		9760.000	44.854	39.042	-29.146	74.000	5.812	PK

Engineer: YULIU	
Site: AC5	Time: 2019/04/10 - 21:29
Limit: FCC_Part15.209_RE(3m)	Margin: 0
Probe: Horn_3117_00167055(1-18GHz)	Polarity: Horizontal
EUT:LED LAMP	Power: AC 120V/60Hz
Note: Mode 2:Transmit at 2440Mhz by 2LE	



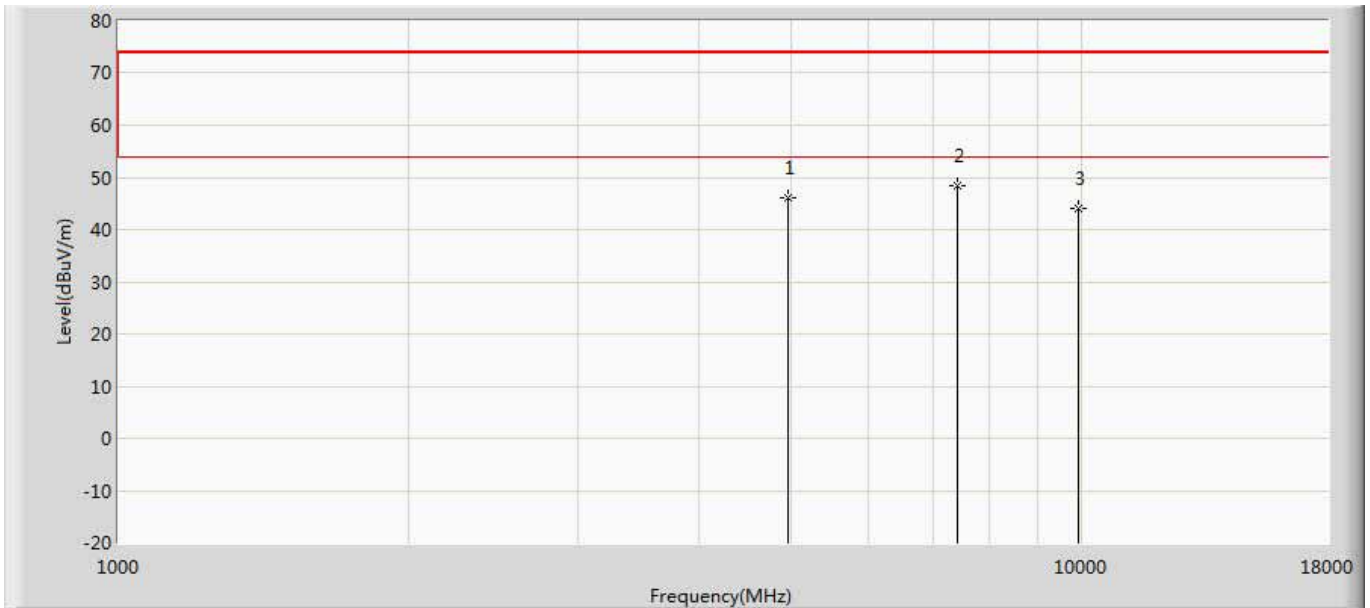
No	Mark	Frequency (MHz)	Measure Level (dBuV/m)	Reading Level (dBuV)	Over Limit (dB)	Limit (dBuV/m)	Factor (dB)	Type
1		4884.500	46.529	47.887	-27.471	74.000	-1.358	PK
2	*	7320.000	47.345	45.462	-26.655	74.000	1.884	PK
3		9760.000	45.527	39.715	-28.473	74.000	5.812	PK

Engineer: YULIU	
Site: AC5	Time: 2019/04/10 - 21:29
Limit: FCC_Part15.209_RE(3m)	Margin: 0
Probe: Horn_3117_00167055(1-18GHz)	Polarity: Vertical
EUT:LED LAMP	Power: AC 120V/60Hz
Note: Mode 2:Transmit at 2480Mhz by 2LE	



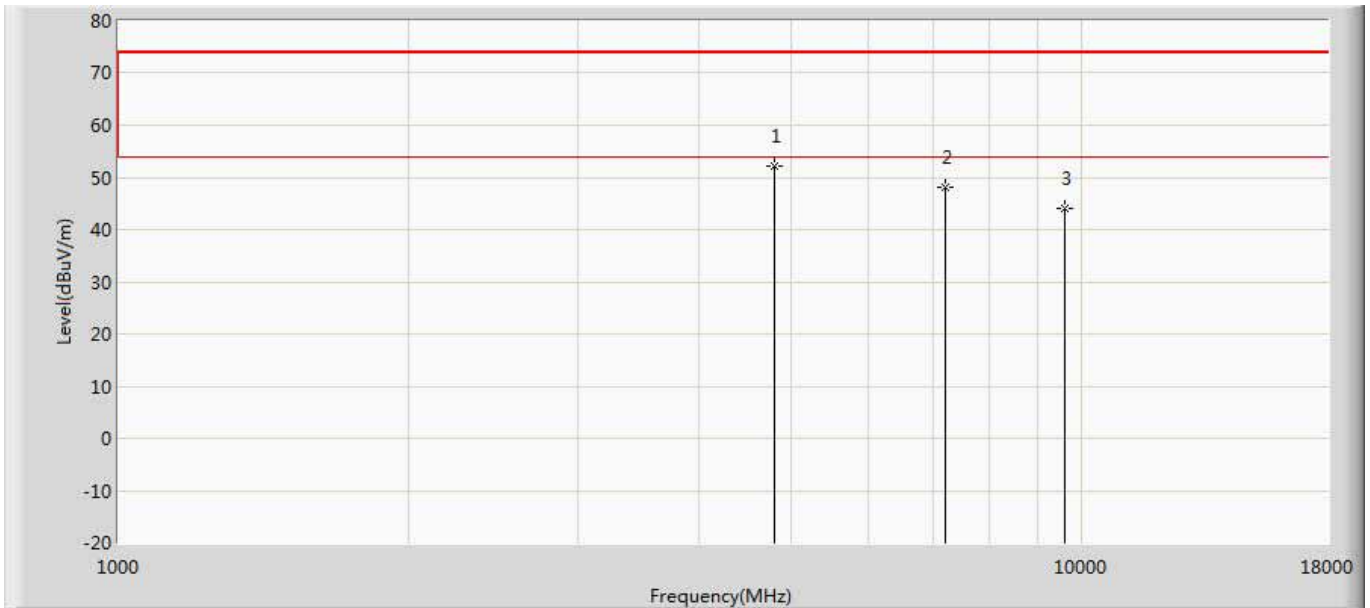
No	Mark	Frequency (MHz)	Measure Level (dBuV/m)	Reading Level (dBuV)	Over Limit (dB)	Limit (dBuV/m)	Factor (dB)	Type
1	*	4961.000	46.956	48.112	-27.044	74.000	-1.156	PK
2		7440.000	45.787	43.361	-28.213	74.000	2.426	PK
3		9920.000	44.535	39.281	-29.465	74.000	5.253	PK

Engineer: YULIU	
Site: AC5	Time: 2019/04/10 - 21:29
Limit: FCC_Part15.209_RE(3m)	Margin: 0
Probe: Horn_3117_00167055(1-18GHz)	Polarity: Horizontal
EUT:LED LAMP	Power: AC 120V/60Hz
Note: Mode 2:Transmit at 2480Mhz by 2LE	



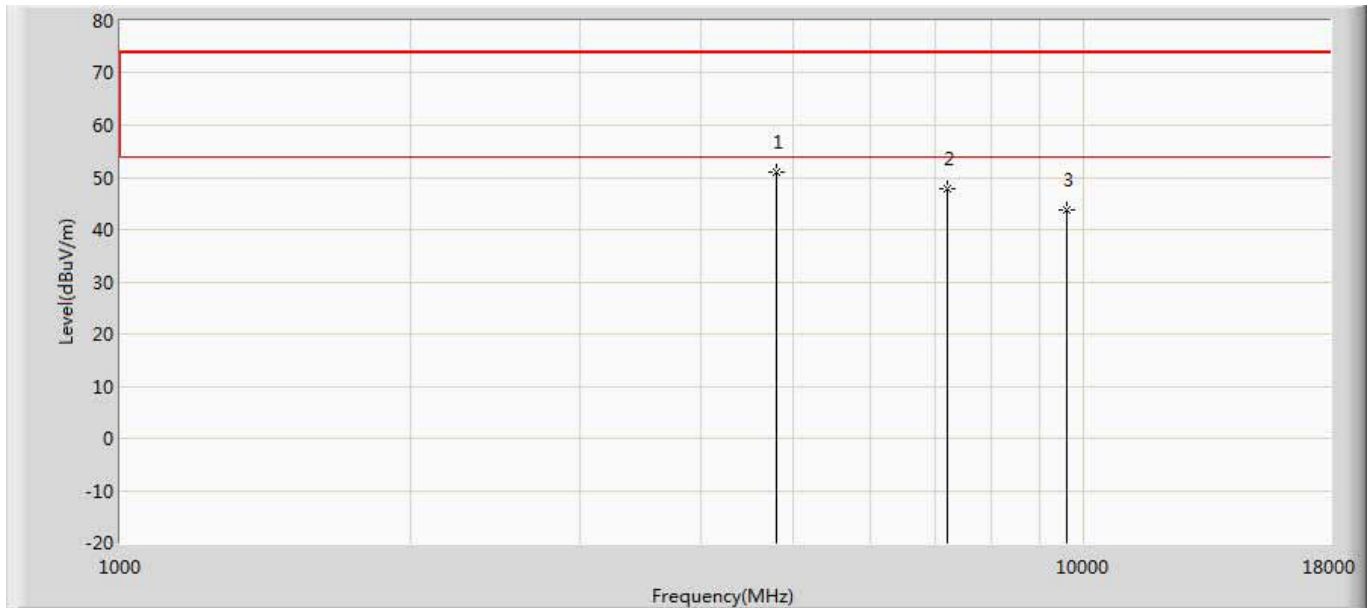
No	Mark	Frequency (MHz)	Measure Level (dBuV/m)	Reading Level (dBuV)	Over Limit (dB)	Limit (dBuV/m)	Factor (dB)	Type
1		4961.000	46.185	47.341	-27.815	74.000	-1.156	PK
2	*	7434.500	48.451	46.143	-25.549	74.000	2.308	PK
3		9920.000	44.048	38.794	-29.952	74.000	5.253	PK

Engineer: YULIU	
Site: AC5	Time: 2019/04/10 - 21:29
Limit: FCC_Part15.209_RE(3m)	Margin: 0
Probe: Horn_3117_00167055(1-18GHz)	Polarity: Vertical
EUT:LED LAMP	Power: AC 120V/60Hz
Note: Mode 3:Transmit at 2402Mhz by Coding125	



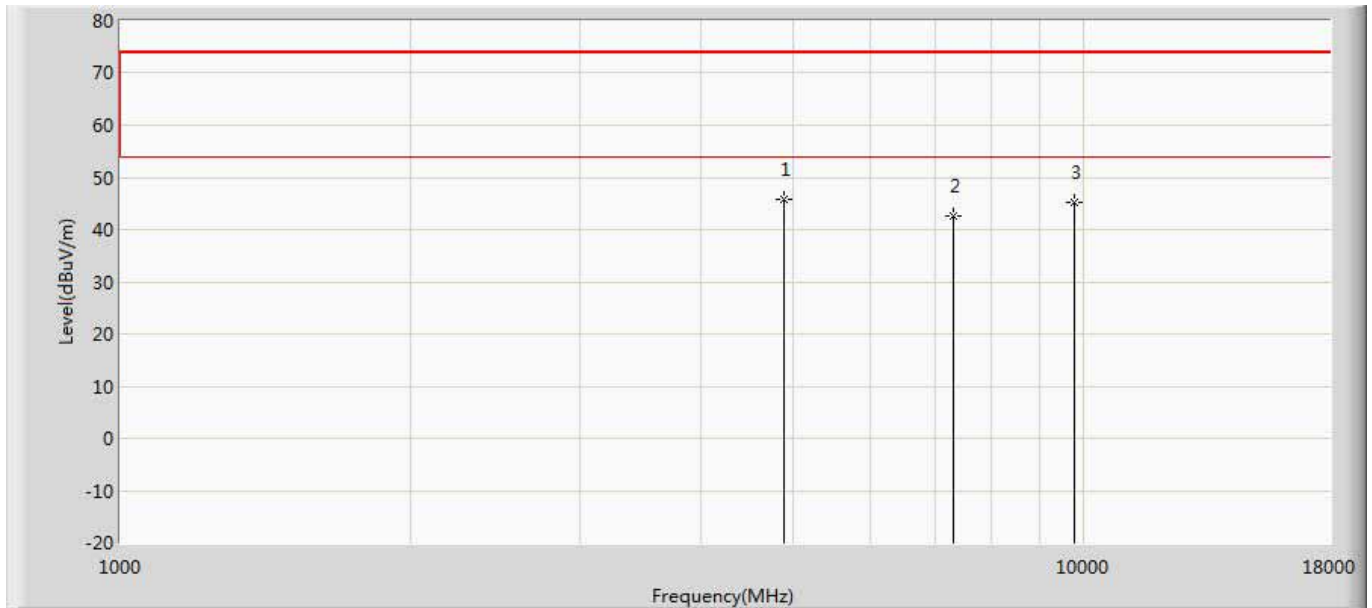
No	Mark	Frequency (MHz)	Measure Level (dBuV/m)	Reading Level (dBuV)	Over Limit (dB)	Limit (dBuV/m)	Factor (dB)	Type
1	*	4799.500	52.243	53.879	-21.757	74.000	-1.636	PK
2		7205.000	48.196	46.260	-25.804	74.000	1.936	PK
3		9608.000	44.043	39.144	-29.957	74.000	4.899	PK

Engineer: YULIU	
Site: AC5	Time: 2019/04/10 - 21:29
Limit: FCC_Part15.209_RE(3m)	Margin: 0
Probe: Horn_3117_00167055(1-18GHz)	Polarity: Horizontal
EUT:LED LAMP	Power: AC 120V/60Hz
Note: Mode 3:Transmit at 2402Mhz by Coding125	



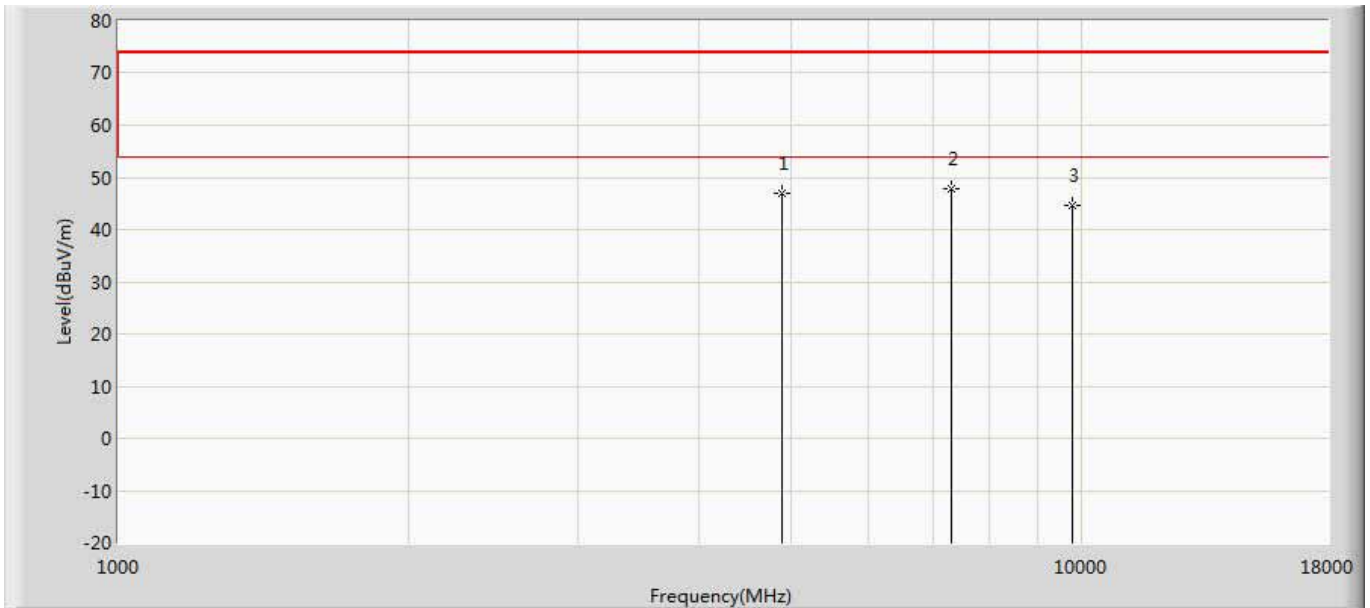
No	Mark	Frequency (MHz)	Measure Level (dBuV/m)	Reading Level (dBuV)	Over Limit (dB)	Limit (dBuV/m)	Factor (dB)	Type
1	*	4799.500	51.009	52.645	-22.991	74.000	-1.636	PK
2		7205.000	47.743	45.807	-26.257	74.000	1.936	PK
3		9608.000	43.643	38.744	-30.357	74.000	4.899	PK

Engineer: YULIU	
Site: AC5	Time: 2019/04/10 - 21:29
Limit: FCC_Part15.209_RE(3m)	Margin: 0
Probe: Horn_3117_00167055(1-18GHz)	Polarity: Vertical
EUT:LED LAMP	Power: AC 120V/60Hz
Note: Mode 3:Transmit at 2440Mhz by Coding125	



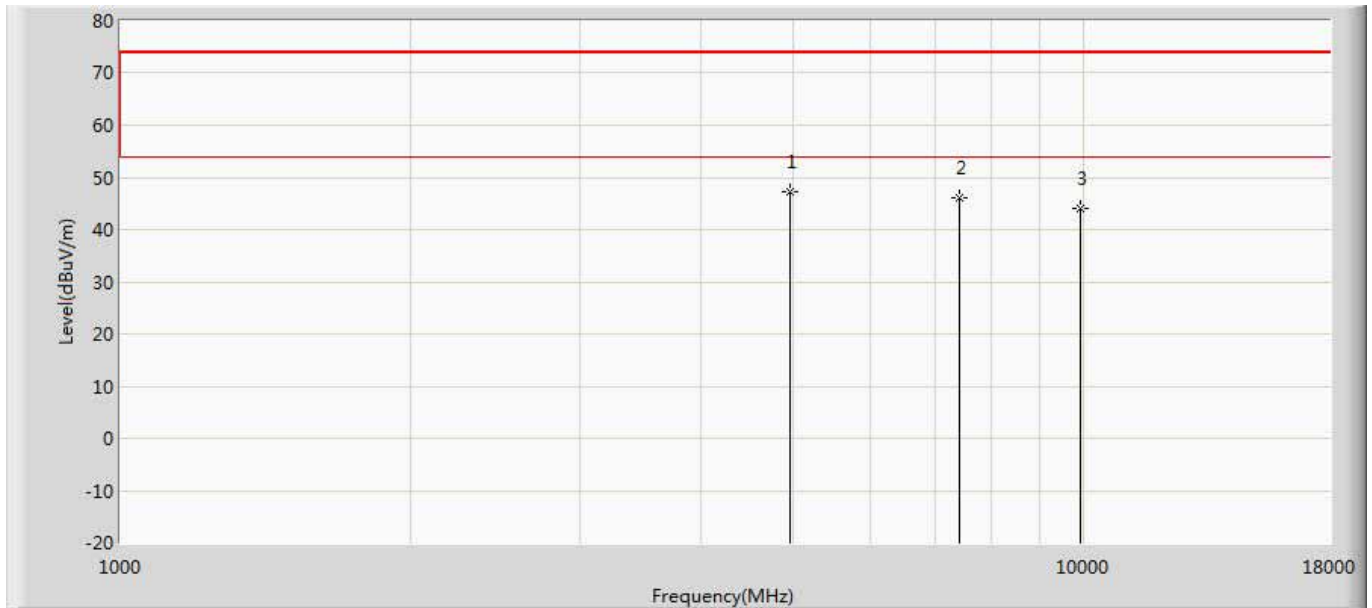
No	Mark	Frequency (MHz)	Measure Level (dBuV/m)	Reading Level (dBuV)	Over Limit (dB)	Limit (dBuV/m)	Factor (dB)	Type
1	*	4884.500	45.924	47.282	-28.076	74.000	-1.358	PK
2		7320.000	42.688	40.805	-31.312	74.000	1.884	PK
3		9760.000	45.337	39.525	-28.663	74.000	5.812	PK

Engineer: YULIU	
Site: AC5	Time: 2019/04/10 - 21:30
Limit: FCC_Part15.209_RE(3m)	Margin: 0
Probe: Horn_3117_00167055(1-18GHz)	Polarity: Horizontal
EUT:LED LAMP	Power: AC 120V/60Hz
Note: Mode 3:Transmit at 2440Mhz by Coding125	



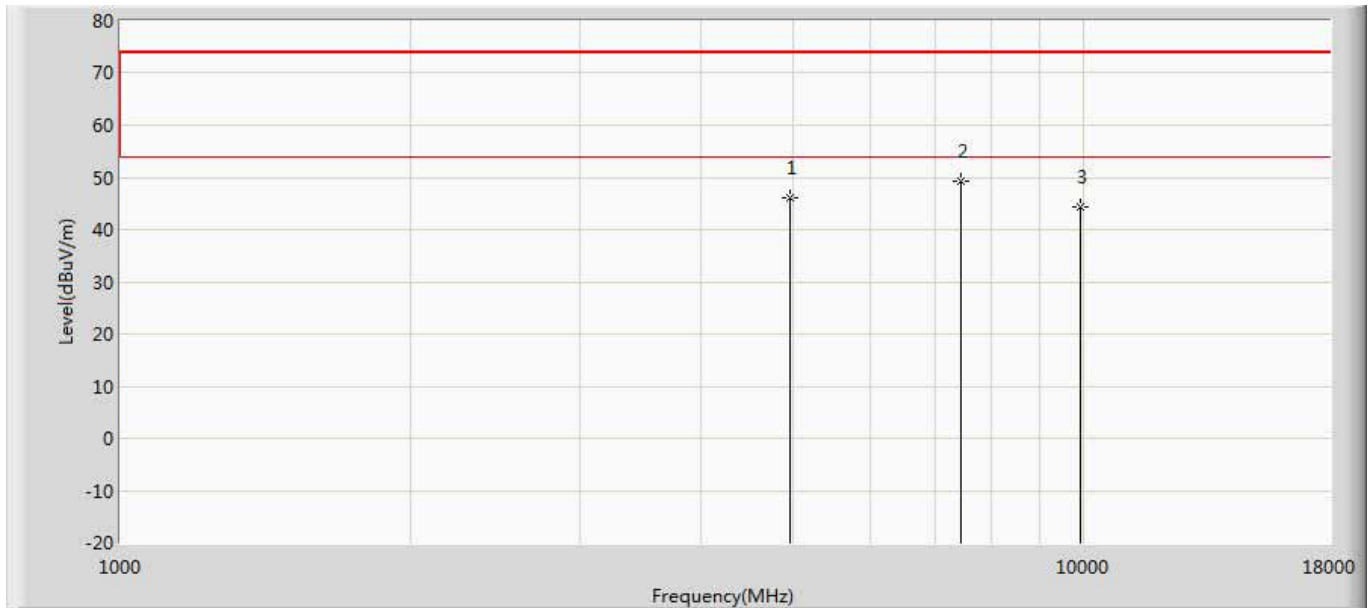
No	Mark	Frequency (MHz)	Measure Level (dBuV/m)	Reading Level (dBuV)	Over Limit (dB)	Limit (dBuV/m)	Factor (dB)	Type
1		4876.000	46.996	48.215	-27.004	74.000	-1.219	PK
2	*	7315.500	47.771	45.926	-26.229	74.000	1.845	PK
3		9760.000	44.534	38.722	-29.466	74.000	5.812	PK

Engineer: YULIU	
Site: AC5	Time: 2019/04/10 - 21:30
Limit: FCC_Part15.209_RE(3m)	Margin: 0
Probe: Horn_3117_00167055(1-18GHz)	Polarity: Vertical
EUT:LED LAMP	Power: AC 120V/60Hz
Note: Mode 3:Transmit at 2480Mhz by Coding125	



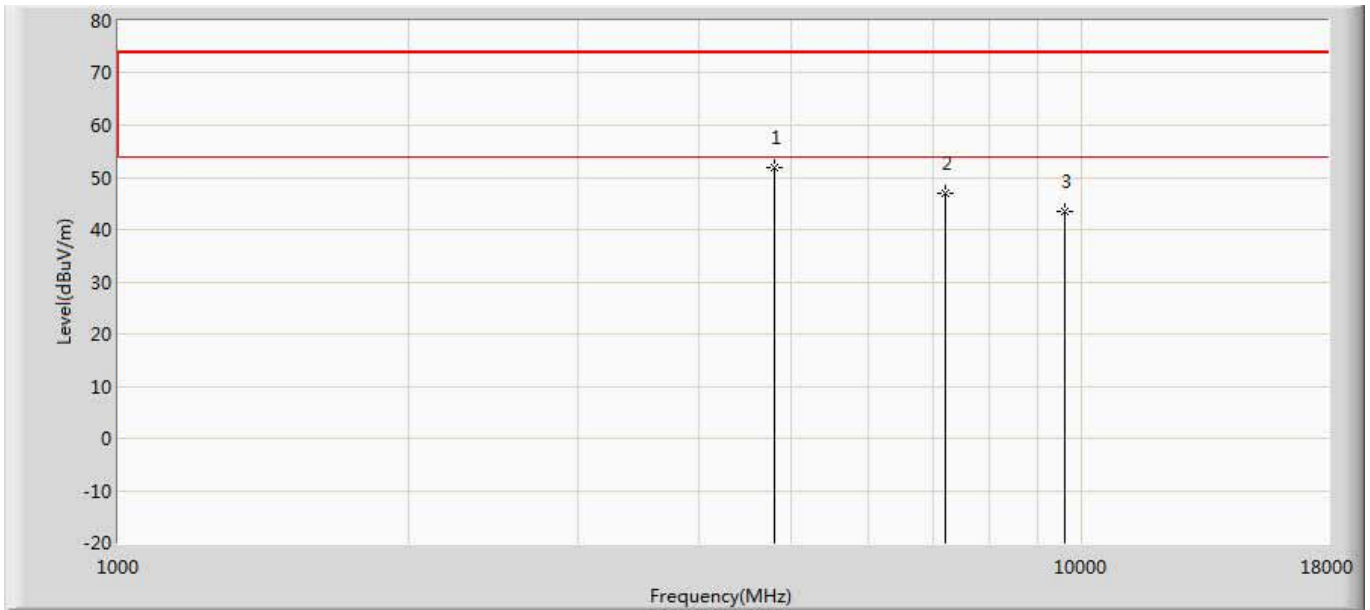
No	Mark	Frequency (MHz)	Measure Level (dBuV/m)	Reading Level (dBuV)	Over Limit (dB)	Limit (dBuV/m)	Factor (dB)	Type
1	*	4961.000	47.226	48.382	-26.774	74.000	-1.156	PK
2		7440.000	46.039	43.613	-27.961	74.000	2.426	PK
3		9920.000	44.083	38.829	-29.917	74.000	5.253	PK

Engineer: YULIU	
Site: AC5	Time: 2019/04/10 - 21:30
Limit: FCC_Part15.209_RE(3m)	Margin: 0
Probe: Horn_3117_00167055(1-18GHz)	Polarity: Horizontal
EUT:LED LAMP	Power: AC 120V/60Hz
Note: Mode 3:Transmit at 2480Mhz by Coding125	



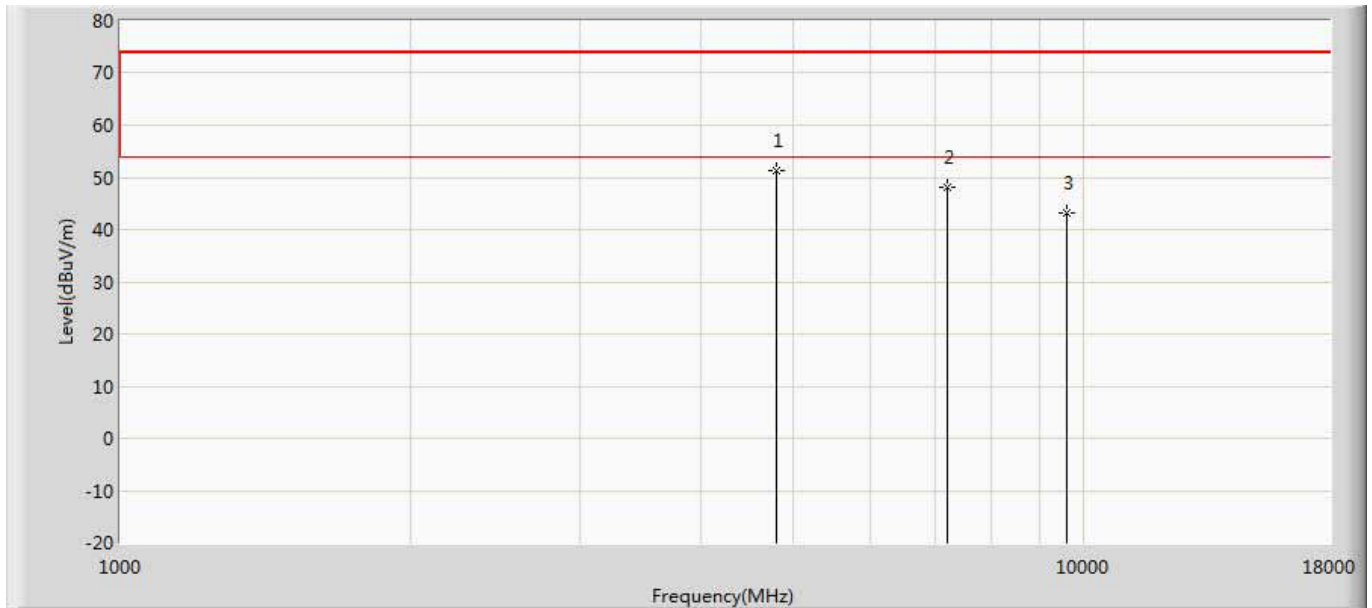
No	Mark	Frequency (MHz)	Measure Level (dBuV/m)	Reading Level (dBuV)	Over Limit (dB)	Limit (dBuV/m)	Factor (dB)	Type
1		4961.000	45.998	47.154	-28.002	74.000	-1.156	PK
2	*	7443.000	49.343	46.854	-24.657	74.000	2.489	PK
3		9920.000	44.226	38.972	-29.774	74.000	5.253	PK

Engineer: YULIU	
Site: AC5	Time: 2019/04/10 - 21:30
Limit: FCC_Part15.209_RE(3m)	Margin: 0
Probe: Horn_3117_00167055(1-18GHz)	Polarity: Vertical
EUT:LED LAMP	Power: AC 120V/60Hz
Note: Mode 4:Transmit at 2402Mhz by Coding500	



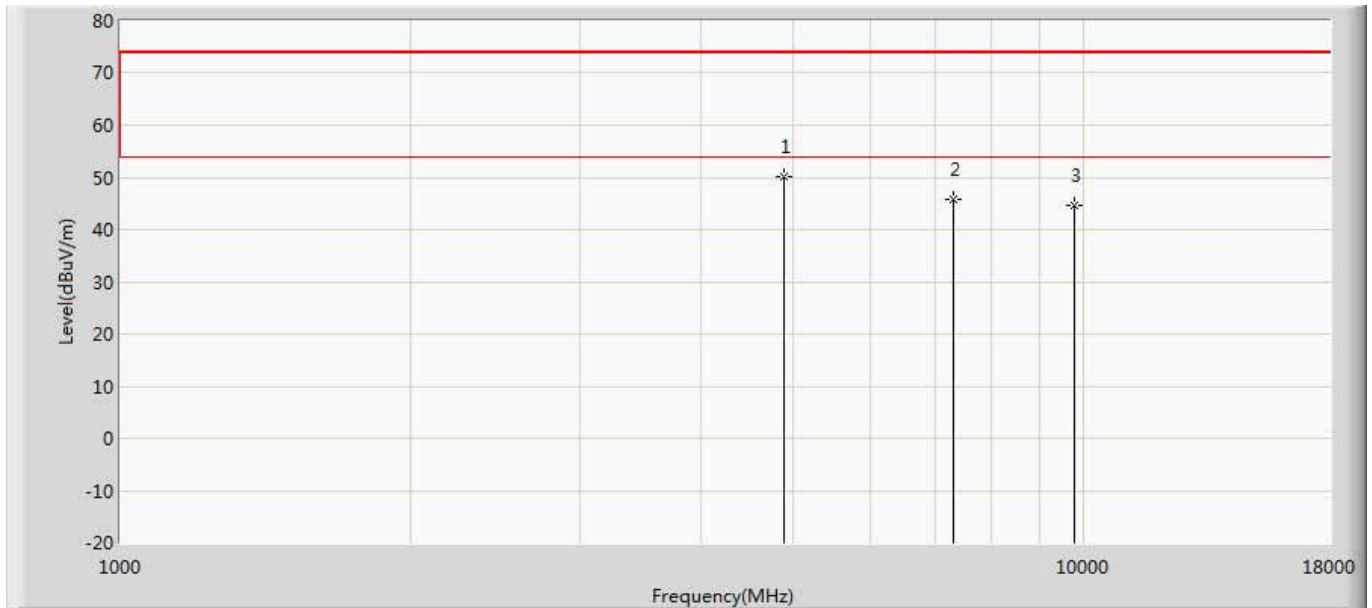
No	Mark	Frequency (MHz)	Measure Level (dBuV/m)	Reading Level (dBuV)	Over Limit (dB)	Limit (dBuV/m)	Factor (dB)	Type
1	*	4799.500	51.910	53.546	-22.090	74.000	-1.636	PK
2		7205.000	47.093	45.157	-26.907	74.000	1.936	PK
3		9608.000	43.375	38.476	-30.625	74.000	4.899	PK

Engineer: YULIU	
Site: AC5	Time: 2019/04/10 - 21:30
Limit: FCC_Part15.209_RE(3m)	Margin: 0
Probe: Horn_3117_00167055(1-18GHz)	Polarity: Horizontal
EUT:LED LAMP	Power: AC 120V/60Hz
Note: Mode 4:Transmit at 2402Mhz by Coding500	



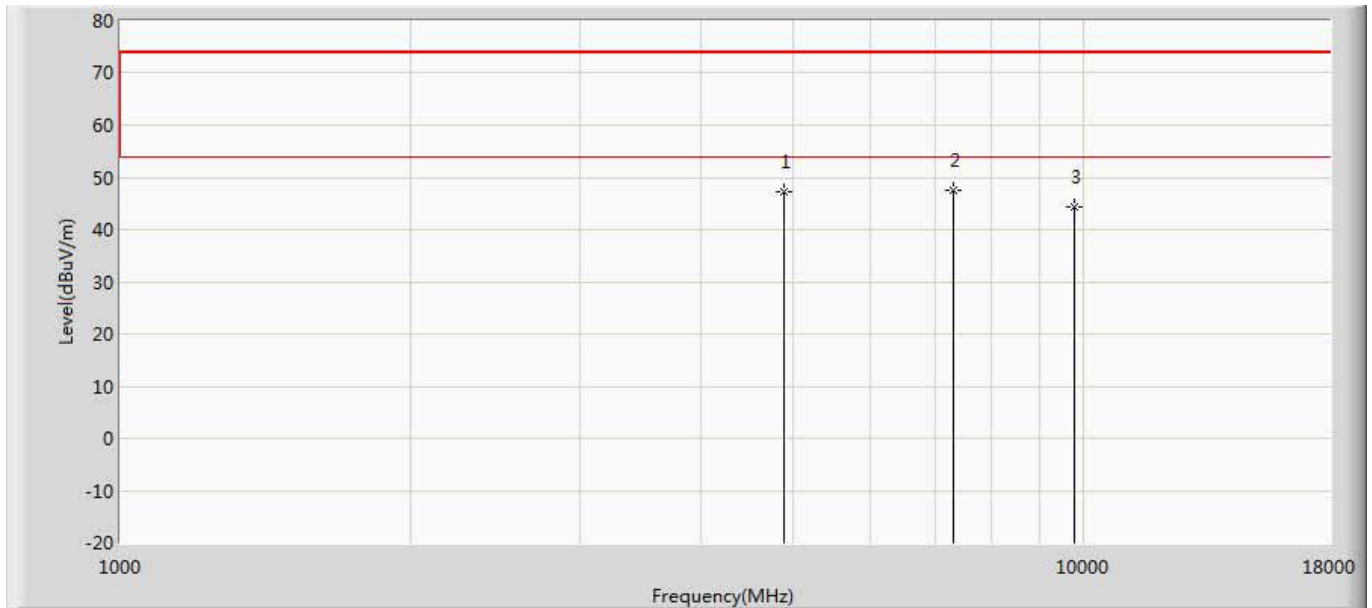
No	Mark	Frequency (MHz)	Measure Level (dBuV/m)	Reading Level (dBuV)	Over Limit (dB)	Limit (dBuV/m)	Factor (dB)	Type
1	*	4799.500	51.333	52.969	-22.667	74.000	-1.636	PK
2		7205.000	48.227	46.291	-25.773	74.000	1.936	PK
3		9608.000	43.318	38.419	-30.682	74.000	4.899	PK

Engineer: YULIU	
Site: AC5	Time: 2019/04/10 - 21:30
Limit: FCC_Part15.209_RE(3m)	Margin: 0
Probe: Horn_3117_00167055(1-18GHz)	Polarity: Vertical
EUT:LED LAMP	Power: AC 120V/60Hz
Note: Mode 4:Transmit at 2440Mhz by Coding500	



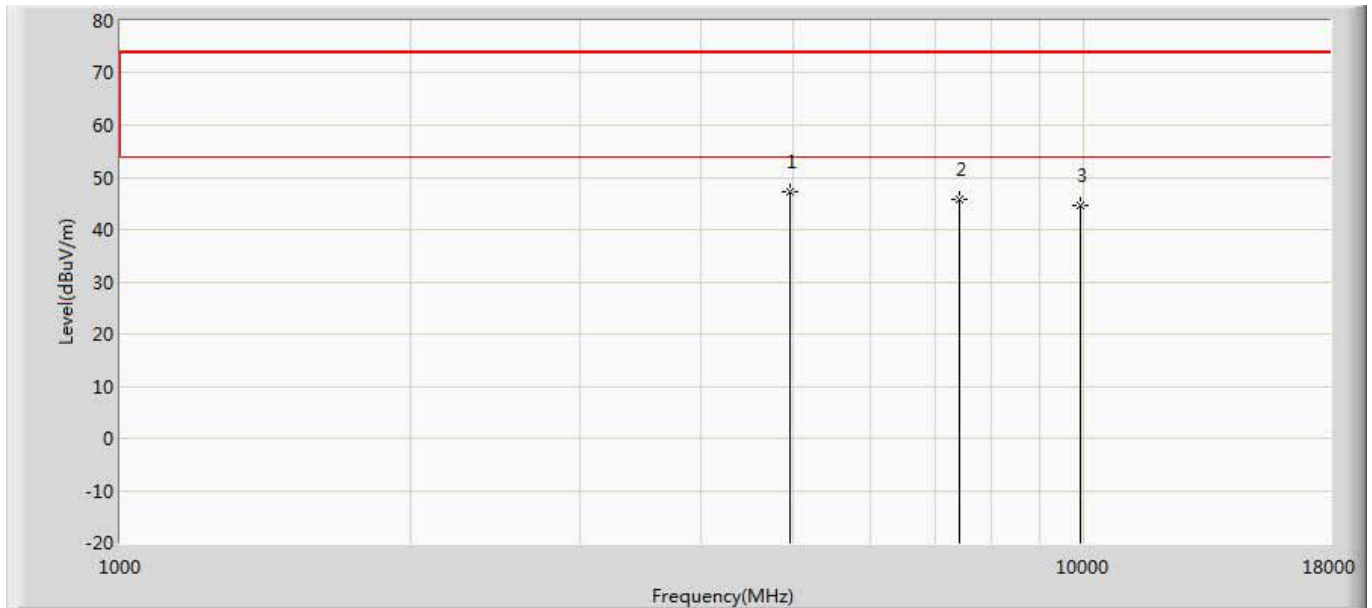
No	Mark	Frequency (MHz)	Measure Level (dBuV/m)	Reading Level (dBuV)	Over Limit (dB)	Limit (dBuV/m)	Factor (dB)	Type
1	*	4876.000	50.150	51.369	-23.850	74.000	-1.219	PK
2		7320.000	45.878	43.995	-28.122	74.000	1.884	PK
3		9760.000	44.632	38.820	-29.368	74.000	5.812	PK

Engineer: YULIU	
Site: AC5	Time: 2019/04/10 - 21:30
Limit: FCC_Part15.209_RE(3m)	Margin: 0
Probe: Horn_3117_00167055(1-18GHz)	Polarity: Horizontal
EUT:LED LAMP	Power: AC 120V/60Hz
Note: Mode 4:Transmit at 2440Mhz by Coding500	



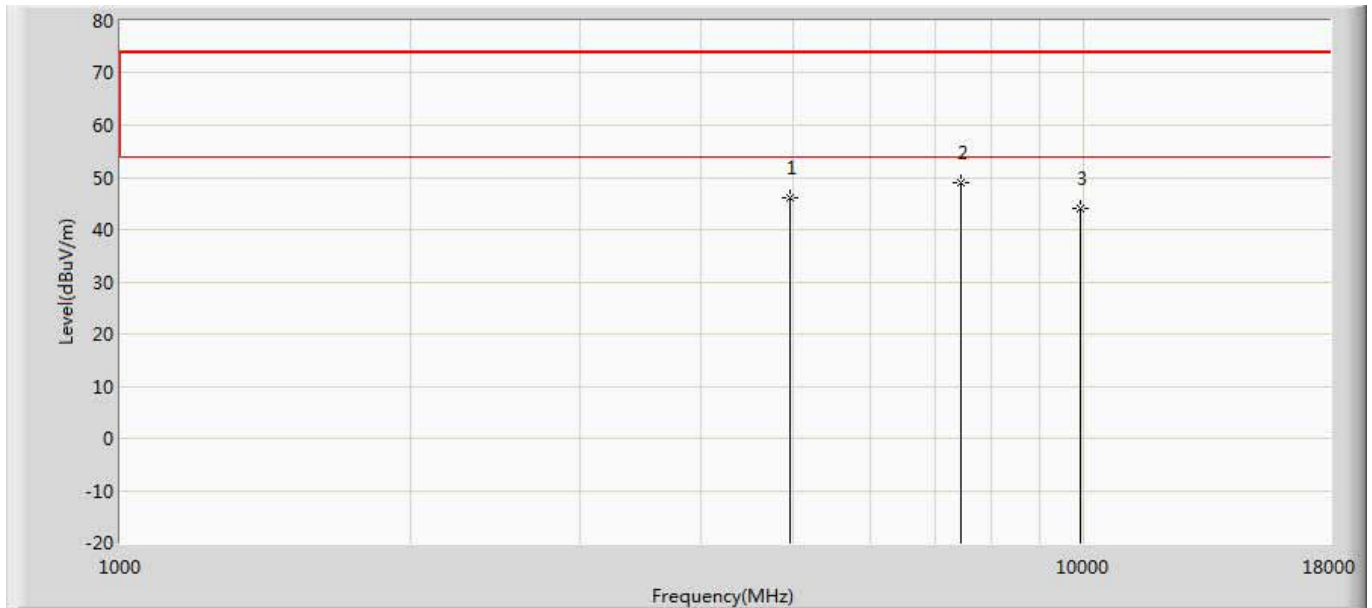
No	Mark	Frequency (MHz)	Measure Level (dBuV/m)	Reading Level (dBuV)	Over Limit (dB)	Limit (dBuV/m)	Factor (dB)	Type
1		4876.000	47.109	48.328	-26.891	74.000	-1.219	PK
2	*	7315.500	47.494	45.649	-26.506	74.000	1.845	PK
3		9760.000	44.464	38.652	-29.536	74.000	5.812	PK

Engineer: YULIU	
Site: AC5	Time: 2019/04/10 - 21:30
Limit: FCC_Part15.209_RE(3m)	Margin: 0
Probe: Horn_3117_00167055(1-18GHz)	Polarity: Vertical
EUT:LED LAMP	Power: AC 120V/60Hz
Note: Mode 4:Transmit at 2480Mhz by Coding500	



No	Mark	Frequency (MHz)	Measure Level (dBuV/m)	Reading Level (dBuV)	Over Limit (dB)	Limit (dBuV/m)	Factor (dB)	Type
1	*	4961.000	47.129	48.285	-26.871	74.000	-1.156	PK
2		7440.000	45.713	43.287	-28.287	74.000	2.426	PK
3		9920.000	44.505	39.251	-29.495	74.000	5.253	PK

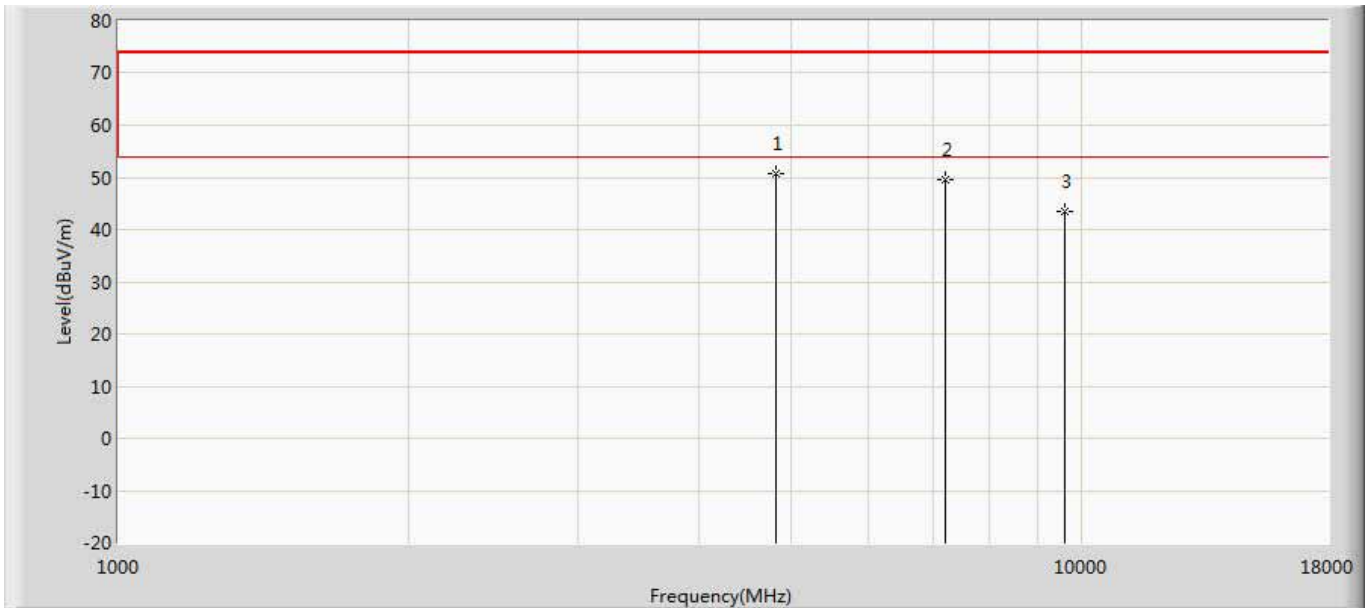
Engineer: YULIU	
Site: AC5	Time: 2019/04/10 - 21:30
Limit: FCC_Part15.209_RE(3m)	Margin: 0
Probe: Horn_3117_00167055(1-18GHz)	Polarity: Horizontal
EUT:LED LAMP	Power: AC 120V/60Hz
Note: Mode 4:Transmit at 2480Mhz by Coding500	



No	Mark	Frequency (MHz)	Measure Level (dBuV/m)	Reading Level (dBuV)	Over Limit (dB)	Limit (dBuV/m)	Factor (dB)	Type
1		4961.000	46.079	47.235	-27.921	74.000	-1.156	PK
2	*	7443.000	48.851	46.362	-25.149	74.000	2.489	PK
3		9920.000	44.080	38.826	-29.920	74.000	5.253	PK

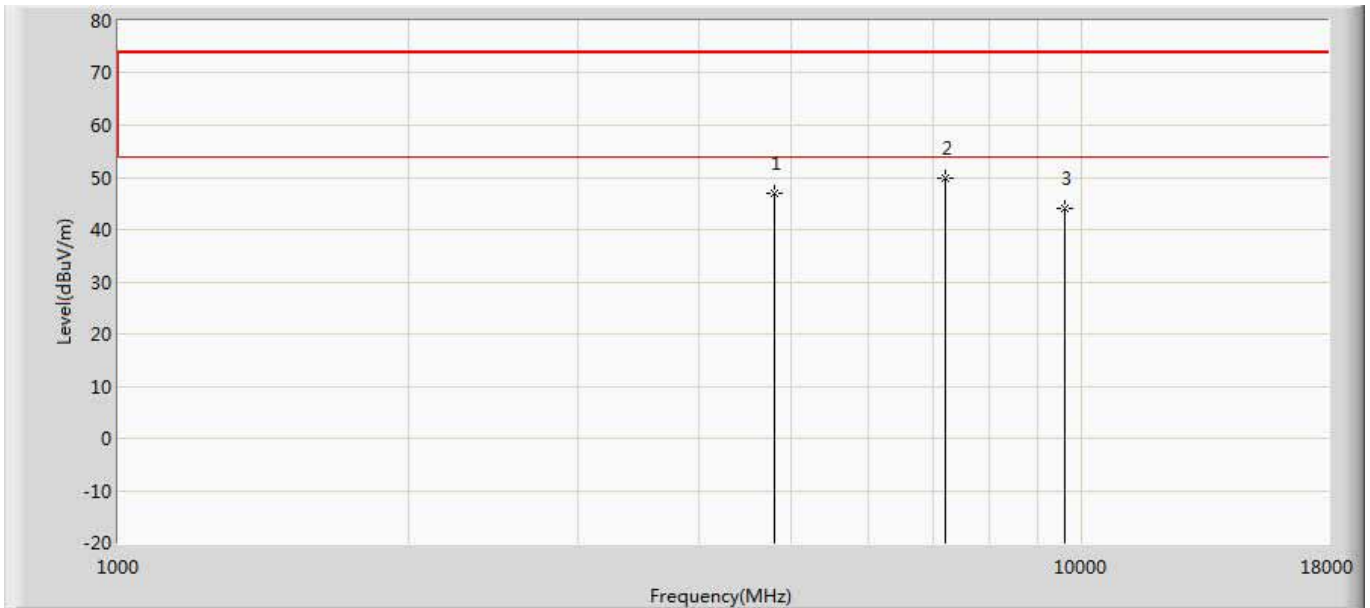
Diodes:

Engineer: YULIU	
Site: AC5	Time: 2019/04/10 - 21:37
Limit: FCC_Part15.209_RE(3m)	Margin: 0
Probe: Horn_3117_00167055(1-18GHz)	Polarity: Vertical
EUT: LED LAMP	Power: AC 120V/60Hz
Note: Mode 1:Transmit at 2402Mhz by BLE	



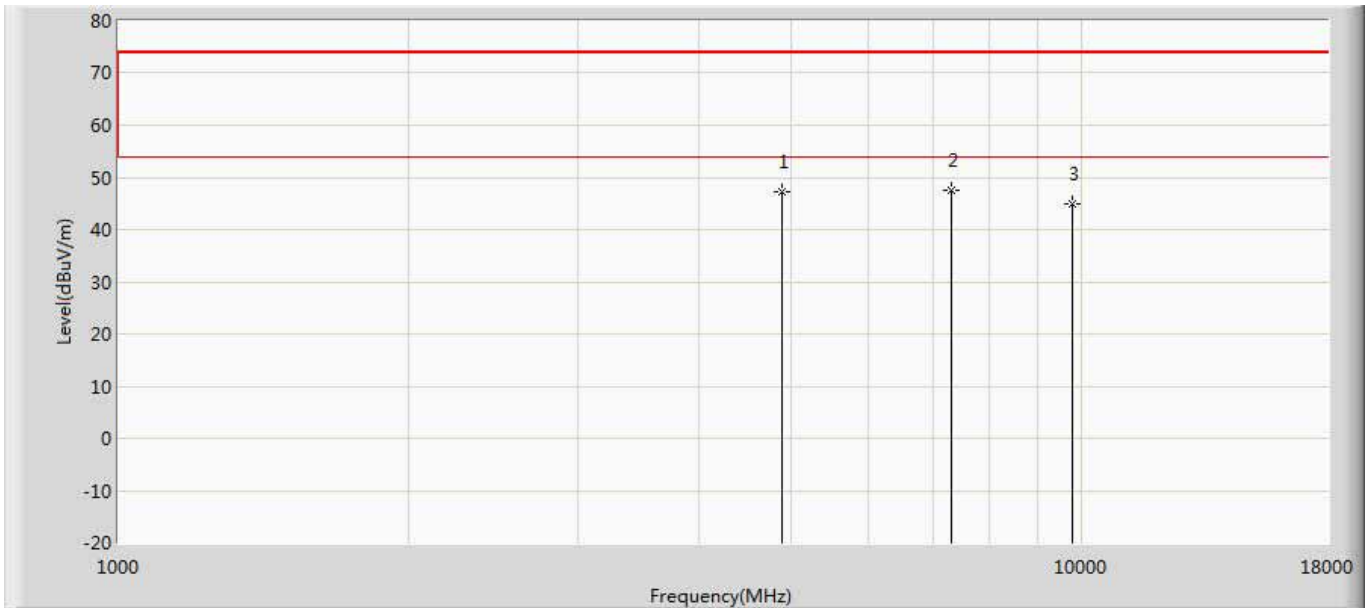
No	Mark	Frequency (MHz)	Measure Level (dBuV/m)	Reading Level (dBuV)	Over Limit (dB)	Limit (dBuV/m)	Factor (dB)	Type
1	*	4808.000	50.696	52.497	-23.304	74.000	-1.801	PK
2		7205.000	49.706	47.770	-24.294	74.000	1.936	PK
3		9608.000	43.502	38.603	-30.498	74.000	4.899	PK

Engineer: YULIU	
Site: AC5	Time: 2019/04/10 - 21:38
Limit: FCC_Part15.209_RE(3m)	Margin: 0
Probe: Horn_3117_00167055(1-18GHz)	Polarity: Horizontal
EUT: LED LAMP	Power: AC 120V/60Hz
Note: Mode 1:Transmit at 2402Mhz by BLE	



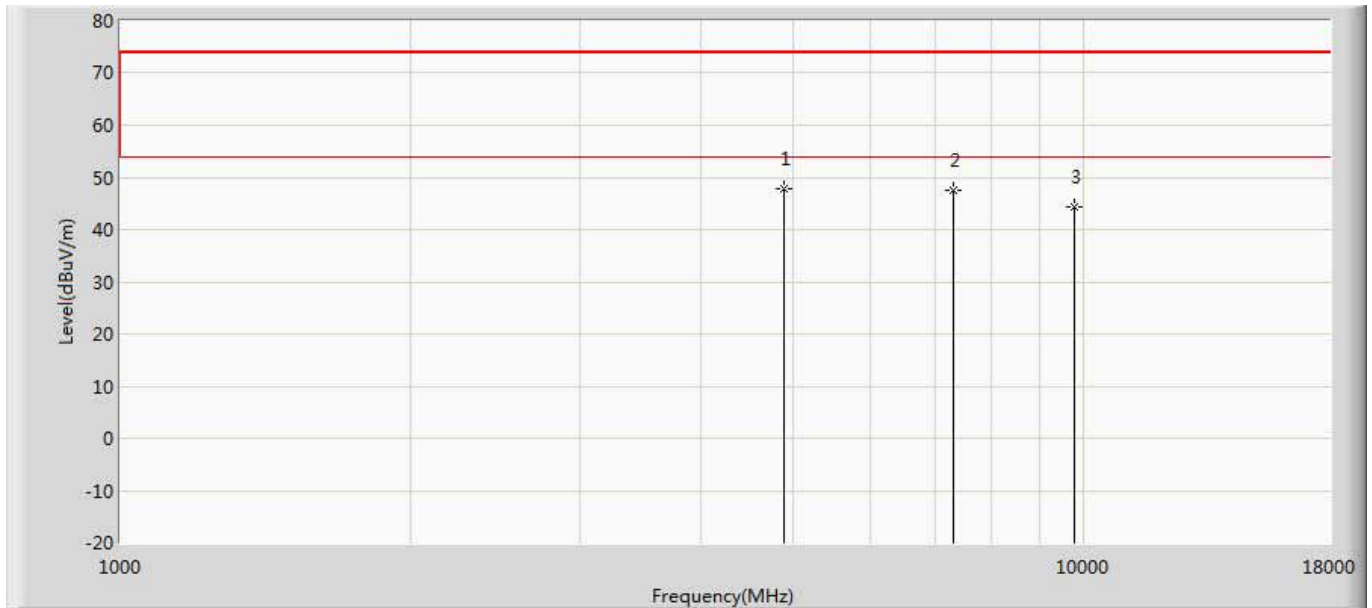
No	Mark	Frequency (MHz)	Measure Level (dBuV/m)	Reading Level (dBuV)	Over Limit (dB)	Limit (dBuV/m)	Factor (dB)	Type
1		4799.500	46.826	48.462	-27.174	74.000	-1.636	PK
2	*	7205.000	49.961	48.025	-24.039	74.000	1.936	PK
3		9608.000	44.048	39.149	-29.952	74.000	4.899	PK

Engineer: YULIU	
Site: AC5	Time: 2019/04/10 - 21:38
Limit: FCC_Part15.209_RE(3m)	Margin: 0
Probe: Horn_3117_00167055(1-18GHz)	Polarity: Vertical
EUT: LED LAMP	Power: AC 120V/60Hz
Note: Mode 1:Transmit at 2440Mhz by BLE	



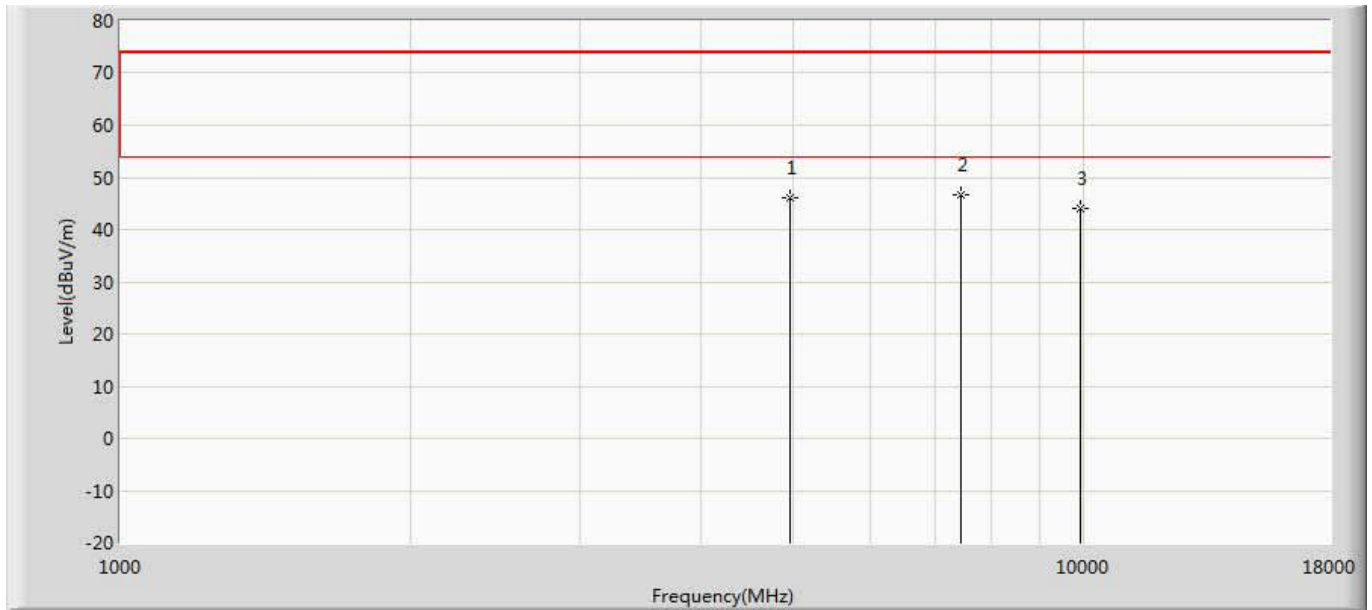
No	Mark	Frequency (MHz)	Measure Level (dBuV/m)	Reading Level (dBuV)	Over Limit (dB)	Limit (dBuV/m)	Factor (dB)	Type
1		4884.500	47.136	48.494	-26.864	74.000	-1.358	PK
2	*	7315.500	47.589	45.744	-26.411	74.000	1.845	PK
3		9760.000	44.906	39.094	-29.094	74.000	5.812	PK

Engineer: YULIU	
Site: AC5	Time: 2019/04/10 - 21:38
Limit: FCC_Part15.209_RE(3m)	Margin: 0
Probe: Horn_3117_00167055(1-18GHz)	Polarity: Horizontal
EUT: LED LAMP	Power: AC 120V/60Hz
Note: Mode 1:Transmit at 2440Mhz by BLE	



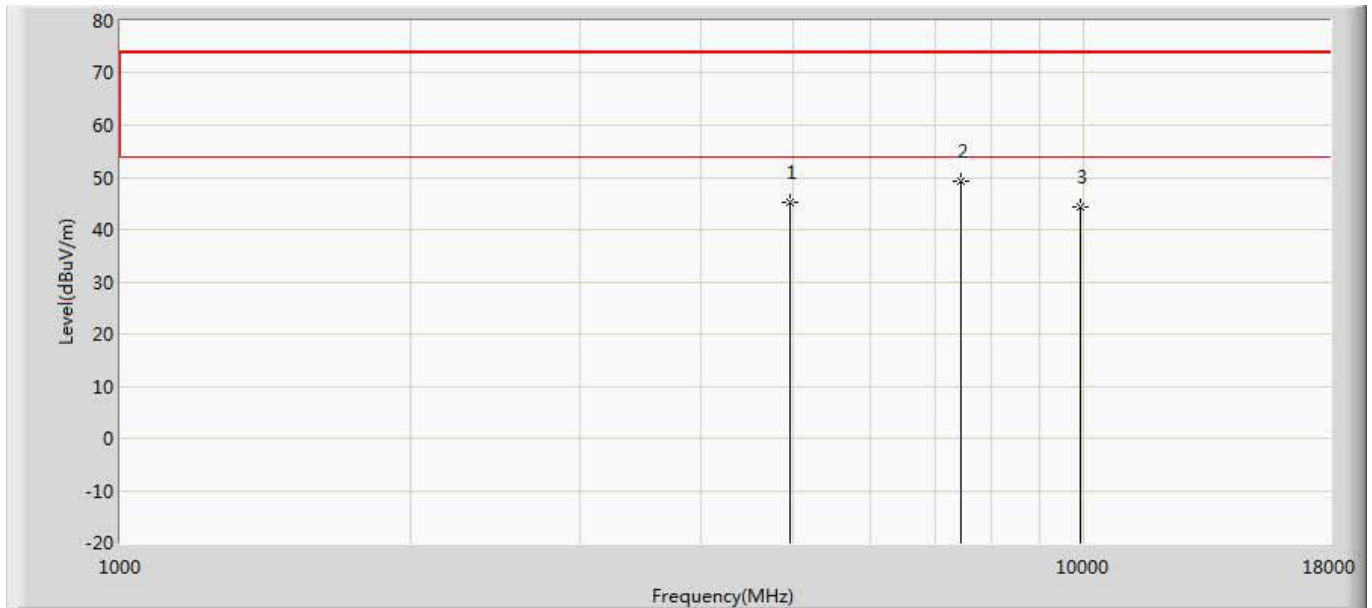
No	Mark	Frequency (MHz)	Measure Level (dBuV/m)	Reading Level (dBuV)	Over Limit (dB)	Limit (dBuV/m)	Factor (dB)	Type
1	*	4876.000	47.773	48.992	-26.227	74.000	-1.219	PK
2		7315.500	47.644	45.799	-26.356	74.000	1.845	PK
3		9760.000	44.476	38.664	-29.524	74.000	5.812	PK

Engineer: YULIU	
Site: AC5	Time: 2019/04/10 - 21:38
Limit: FCC_Part15.209_RE(3m)	Margin: 0
Probe: Horn_3117_00167055(1-18GHz)	Polarity: Vertical
EUT: LED LAMP	Power: AC 120V/60Hz
Note: Mode 1:Transmit at 2480Mhz by BLE	



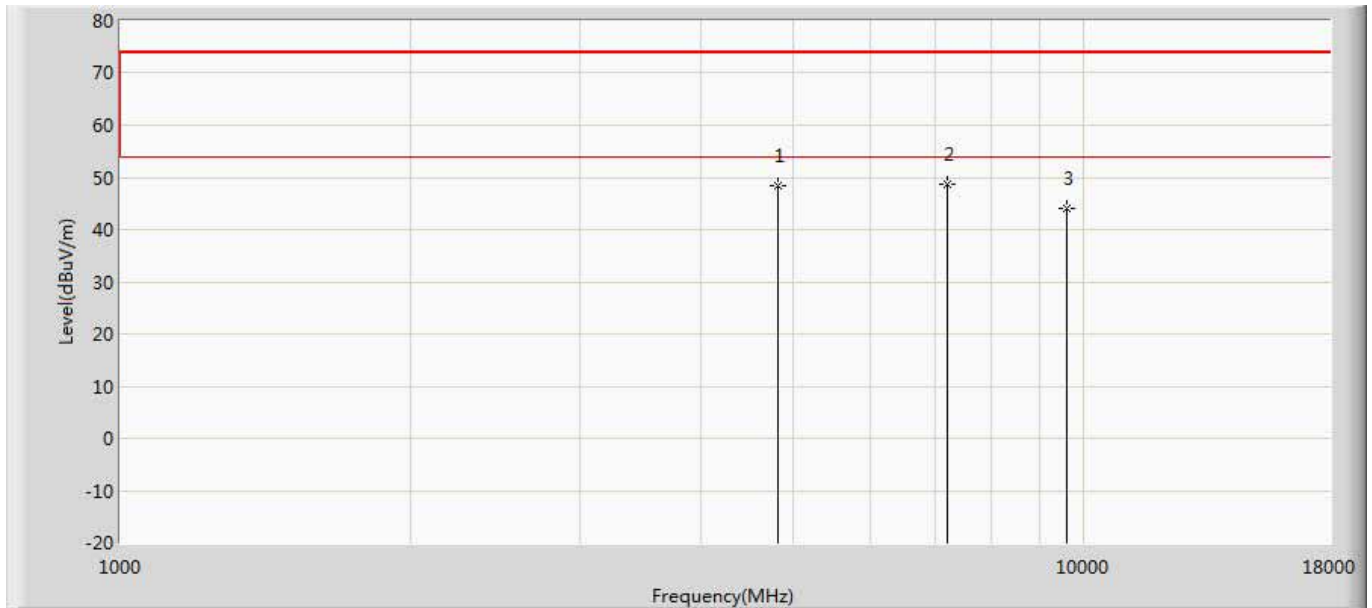
No	Mark	Frequency (MHz)	Measure Level (dBuV/m)	Reading Level (dBuV)	Over Limit (dB)	Limit (dBuV/m)	Factor (dB)	Type
1		4961.000	45.986	47.142	-28.014	74.000	-1.156	PK
2	*	7443.000	46.688	44.199	-27.312	74.000	2.489	PK
3		9920.000	44.127	38.873	-29.873	74.000	5.253	PK

Engineer: YULIU	
Site: AC5	Time: 2019/04/10 - 21:38
Limit: FCC_Part15.209_RE(3m)	Margin: 0
Probe: Horn_3117_00167055(1-18GHz)	Polarity: Horizontal
EUT: LED LAMP	Power: AC 120V/60Hz
Note: Mode 1:Transmit at 2480Mhz by BLE	



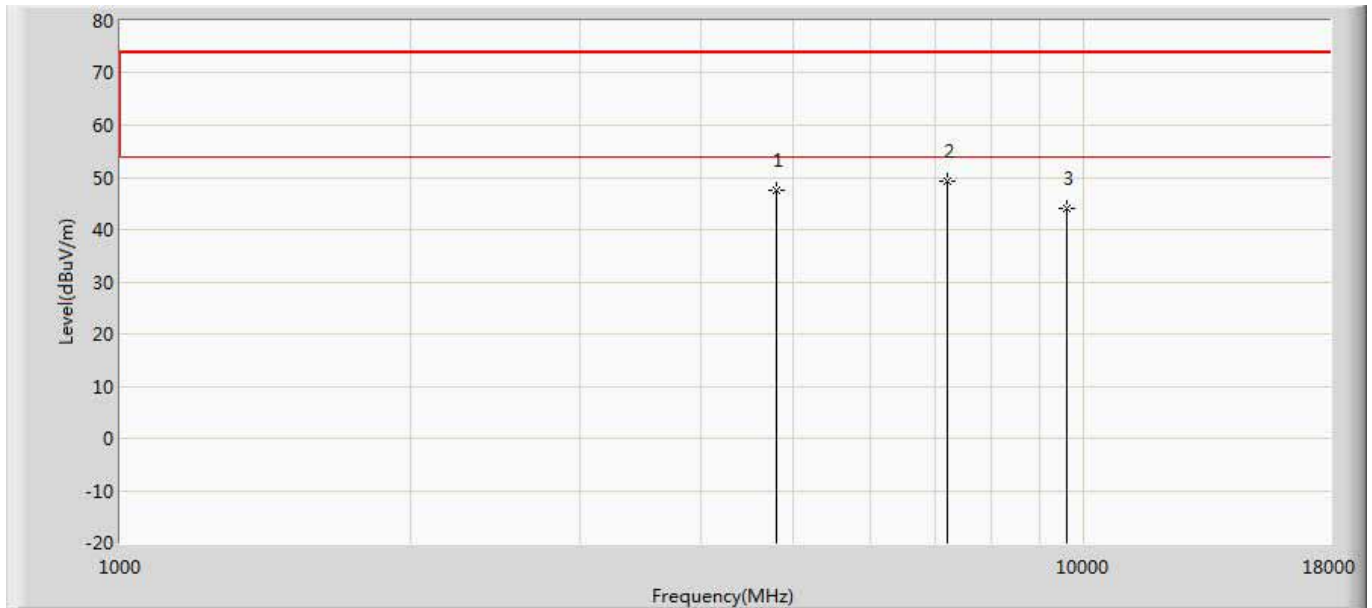
No	Mark	Frequency (MHz)	Measure Level (dBuV/m)	Reading Level (dBuV)	Over Limit (dB)	Limit (dBuV/m)	Factor (dB)	Type
1		4961.000	45.220	46.376	-28.780	74.000	-1.156	PK
2	*	7443.000	49.357	46.868	-24.643	74.000	2.489	PK
3		9920.000	44.414	39.160	-29.586	74.000	5.253	PK

Engineer: YULIU	
Site: AC5	Time: 2019/04/10 - 21:38
Limit: FCC_Part15.209_RE(3m)	Margin: 0
Probe: Horn_3117_00167055(1-18GHz)	Polarity: Vertical
EUT: LED LAMP	Power: AC 120V/60Hz
Note: Mode 2:Transmit at 2402Mhz by 2LE	



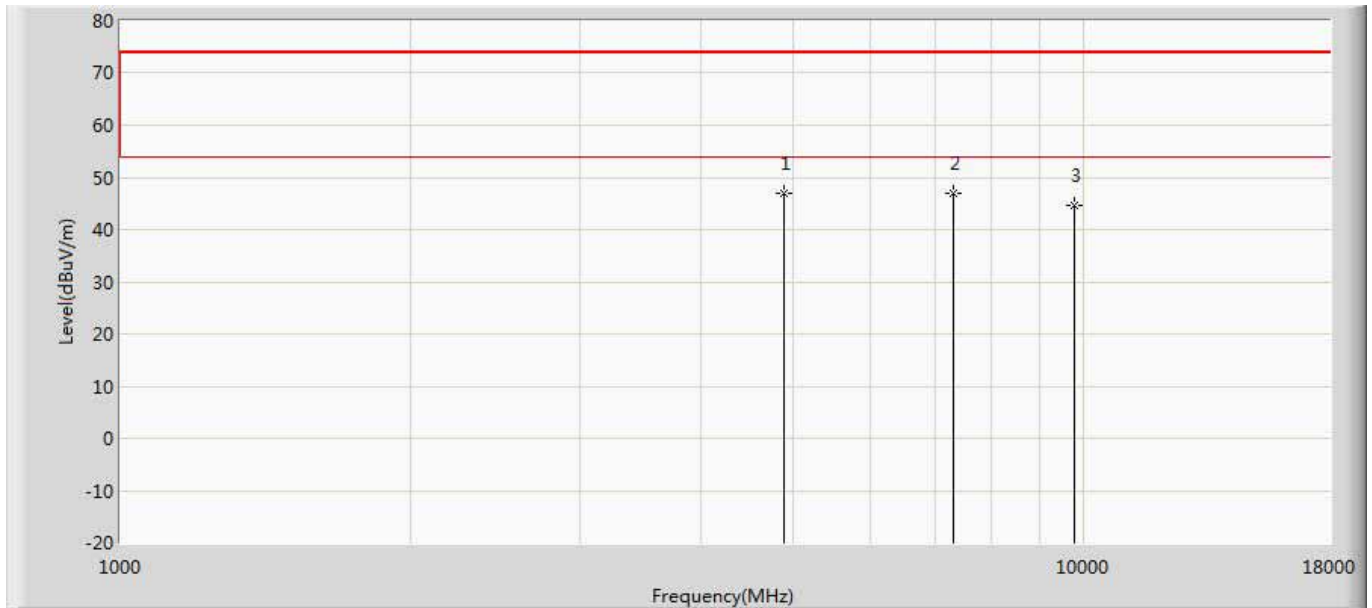
No	Mark	Frequency (MHz)	Measure Level (dBuV/m)	Reading Level (dBuV)	Over Limit (dB)	Limit (dBuV/m)	Factor (dB)	Type
1		4808.000	48.549	50.350	-25.451	74.000	-1.801	PK
2	*	7205.000	48.613	46.677	-25.387	74.000	1.936	PK
3		9608.000	44.014	39.115	-29.986	74.000	4.899	PK

Engineer: YULIU	
Site: AC5	Time: 2019/04/10 - 21:38
Limit: FCC_Part15.209_RE(3m)	Margin: 0
Probe: Horn_3117_00167055(1-18GHz)	Polarity: Horizontal
EUT: LED LAMP	Power: AC 120V/60Hz
Note: Mode 2:Transmit at 2402Mhz by 2LE	



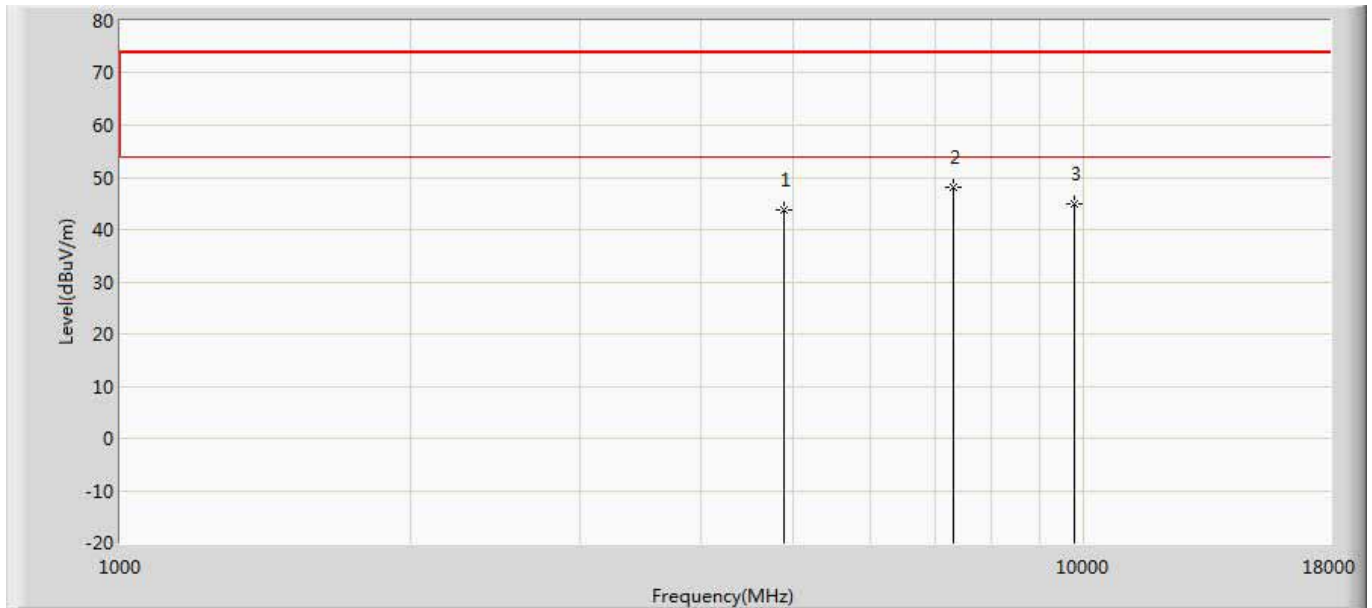
No	Mark	Frequency (MHz)	Measure Level (dBuV/m)	Reading Level (dBuV)	Over Limit (dB)	Limit (dBuV/m)	Factor (dB)	Type
1		4799.500	47.572	49.208	-26.428	74.000	-1.636	PK
2	*	7205.000	49.285	47.349	-24.715	74.000	1.936	PK
3		9608.000	44.048	39.149	-29.952	74.000	4.899	PK

Engineer: YULIU	
Site: AC5	Time: 2019/04/10 - 21:38
Limit: FCC_Part15.209_RE(3m)	Margin: 0
Probe: Horn_3117_00167055(1-18GHz)	Polarity: Vertical
EUT: LED LAMP	Power: AC 120V/60Hz
Note: Mode 2:Transmit at 2440Mhz by 2LE	



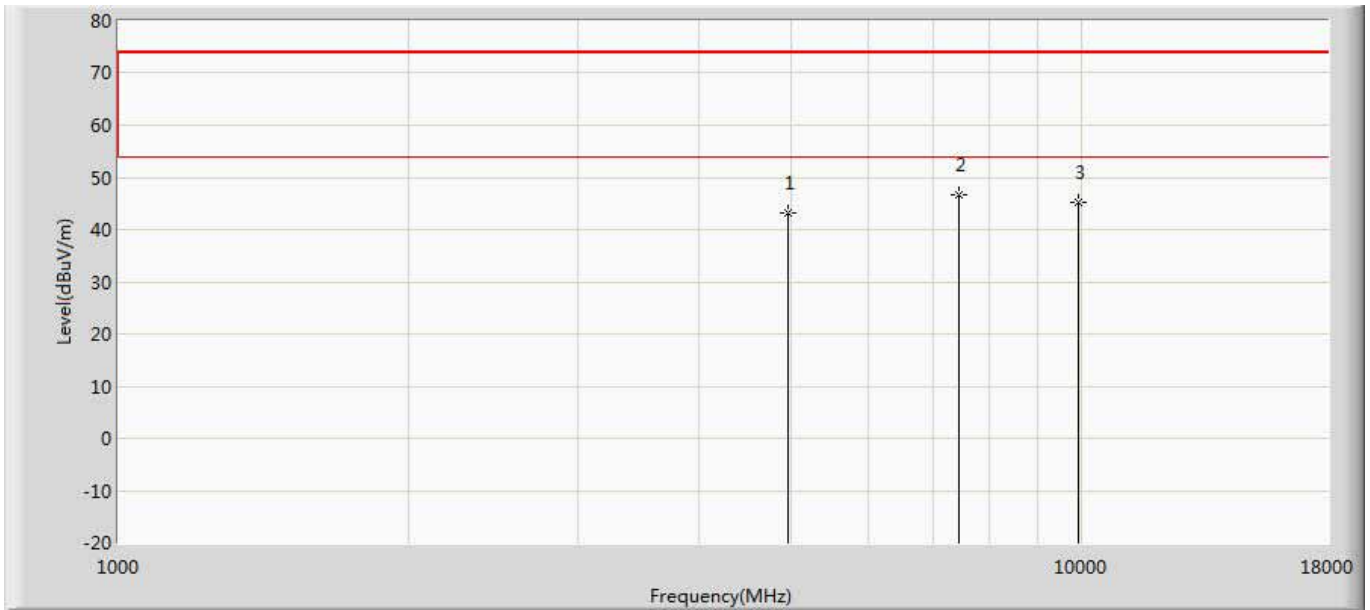
No	Mark	Frequency (MHz)	Measure Level (dBuV/m)	Reading Level (dBuV)	Over Limit (dB)	Limit (dBuV/m)	Factor (dB)	Type
1		4884.500	46.855	48.213	-27.145	74.000	-1.358	PK
2	*	7315.500	46.893	45.048	-27.107	74.000	1.845	PK
3		9760.000	44.609	38.797	-29.391	74.000	5.812	PK

Engineer: YULIU	
Site: AC5	Time: 2019/04/10 - 21:38
Limit: FCC_Part15.209_RE(3m)	Margin: 0
Probe: Horn_3117_00167055(1-18GHz)	Polarity: Horizontal
EUT: LED LAMP	Power: AC 120V/60Hz
Note: Mode 2:Transmit at 2440Mhz by 2LE	



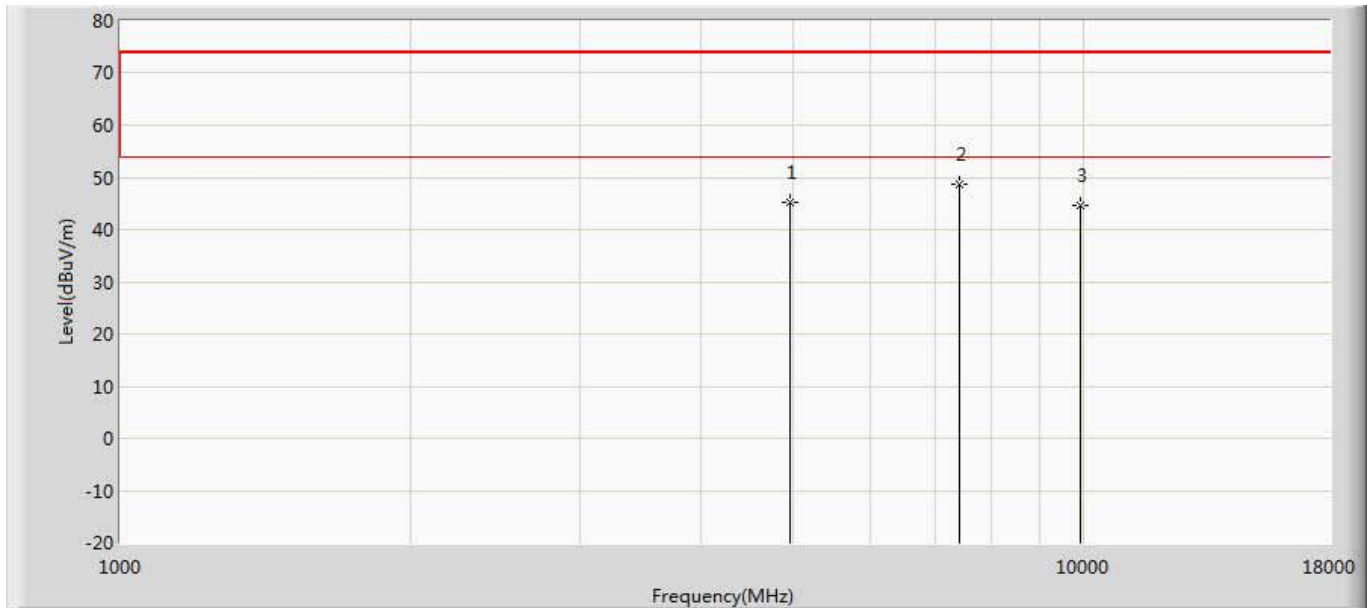
No	Mark	Frequency (MHz)	Measure Level (dBuV/m)	Reading Level (dBuV)	Over Limit (dB)	Limit (dBuV/m)	Factor (dB)	Type
1		4880.000	43.865	45.149	-30.135	74.000	-1.284	PK
2	*	7315.500	48.021	46.176	-25.979	74.000	1.845	PK
3		9760.000	45.066	39.254	-28.934	74.000	5.812	PK

Engineer: YULIU	
Site: AC5	Time: 2019/04/10 - 21:38
Limit: FCC_Part15.209_RE(3m)	Margin: 0
Probe: Horn_3117_00167055(1-18GHz)	Polarity: Vertical
EUT: LED LAMP	Power: AC 120V/60Hz
Note: Mode 2:Transmit at 2480Mhz by 2LE	



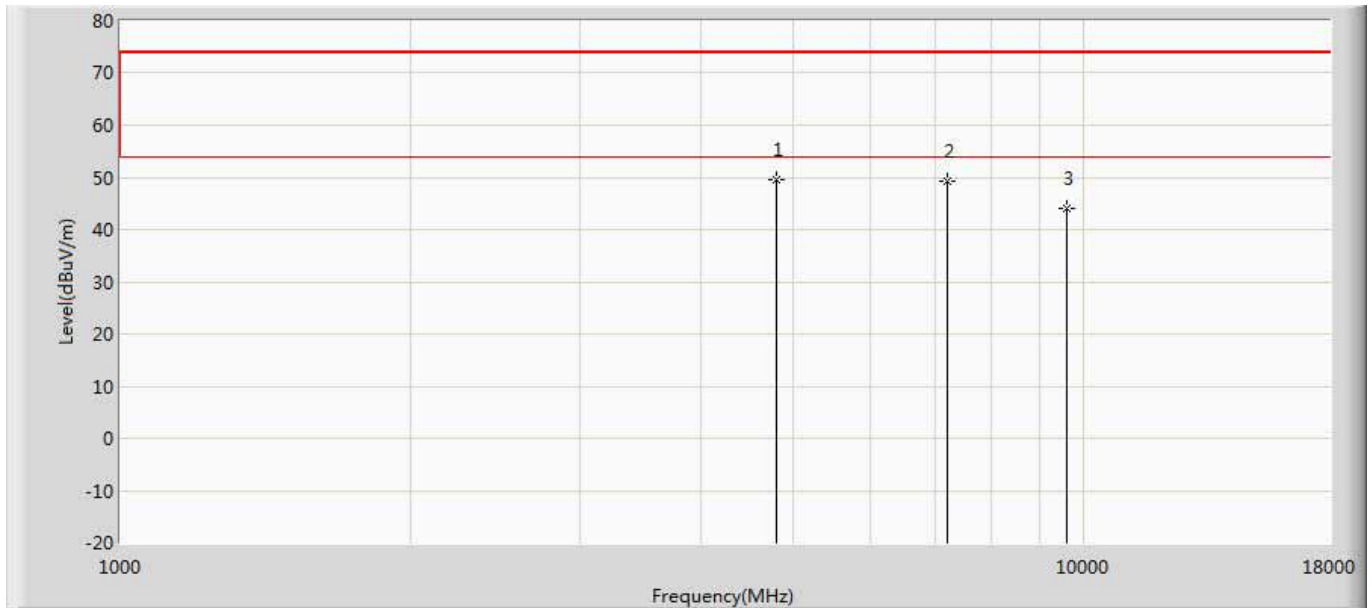
No	Mark	Frequency (MHz)	Measure Level (dBuV/m)	Reading Level (dBuV)	Over Limit (dB)	Limit (dBuV/m)	Factor (dB)	Type
1		4960.000	43.307	44.455	-30.693	74.000	-1.148	PK
2	*	7443.000	46.668	44.179	-27.332	74.000	2.489	PK
3		9920.000	45.283	40.029	-28.717	74.000	5.253	PK

Engineer: YULIU	
Site: AC5	Time: 2019/04/10 - 21:38
Limit: FCC_Part15.209_RE(3m)	Margin: 0
Probe: Horn_3117_00167055(1-18GHz)	Polarity: Horizontal
EUT: LED LAMP	Power: AC 120V/60Hz
Note: Mode 2:Transmit at 2480Mhz by 2LE	



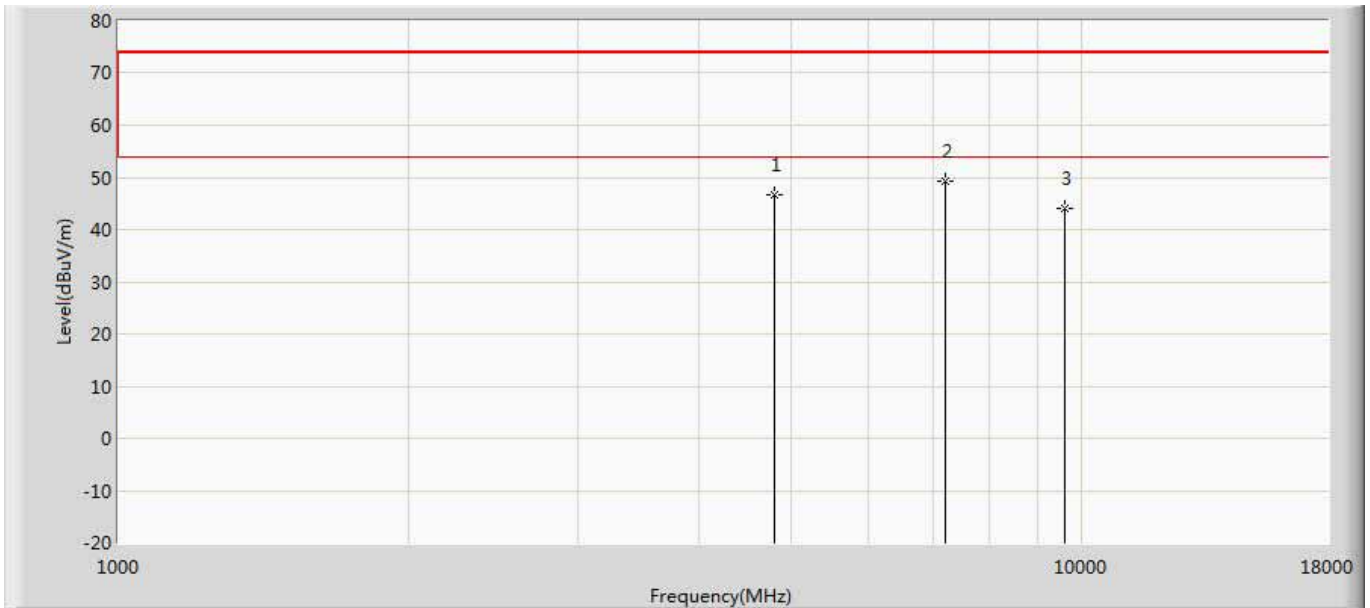
No	Mark	Frequency (MHz)	Measure Level (dBuV/m)	Reading Level (dBuV)	Over Limit (dB)	Limit (dBuV/m)	Factor (dB)	Type
1		4961.000	45.260	46.416	-28.740	74.000	-1.156	PK
2	*	7434.500	48.716	46.408	-25.284	74.000	2.308	PK
3		9920.000	44.639	39.385	-29.361	74.000	5.253	PK

Engineer: YULIU	
Site: AC5	Time: 2019/04/10 - 21:39
Limit: FCC_Part15.209_RE(3m)	Margin: 0
Probe: Horn_3117_00167055(1-18GHz)	Polarity: Vertical
EUT: LED LAMP	Power: AC 120V/60Hz
Note: Mode 3:Transmit at 2402Mhz by Coding125	



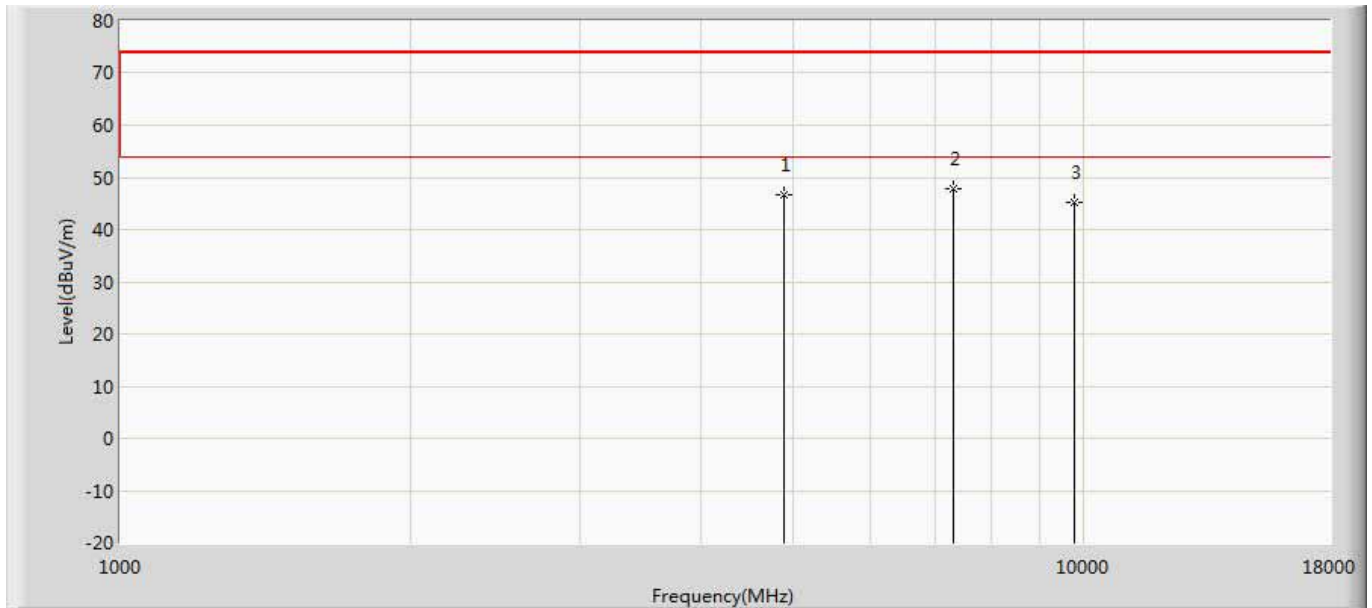
No	Mark	Frequency (MHz)	Measure Level (dBuV/m)	Reading Level (dBuV)	Over Limit (dB)	Limit (dBuV/m)	Factor (dB)	Type
1	*	4799.500	49.569	51.205	-24.431	74.000	-1.636	PK
2		7205.000	49.193	47.257	-24.807	74.000	1.936	PK
3		9608.000	44.011	39.112	-29.989	74.000	4.899	PK

Engineer: YULIU	
Site: AC5	Time: 2019/04/10 - 21:39
Limit: FCC_Part15.209_RE(3m)	Margin: 0
Probe: Horn_3117_00167055(1-18GHz)	Polarity: Horizontal
EUT: LED LAMP	Power: AC 120V/60Hz
Note: Mode 3:Transmit at 2402Mhz by Coding125	



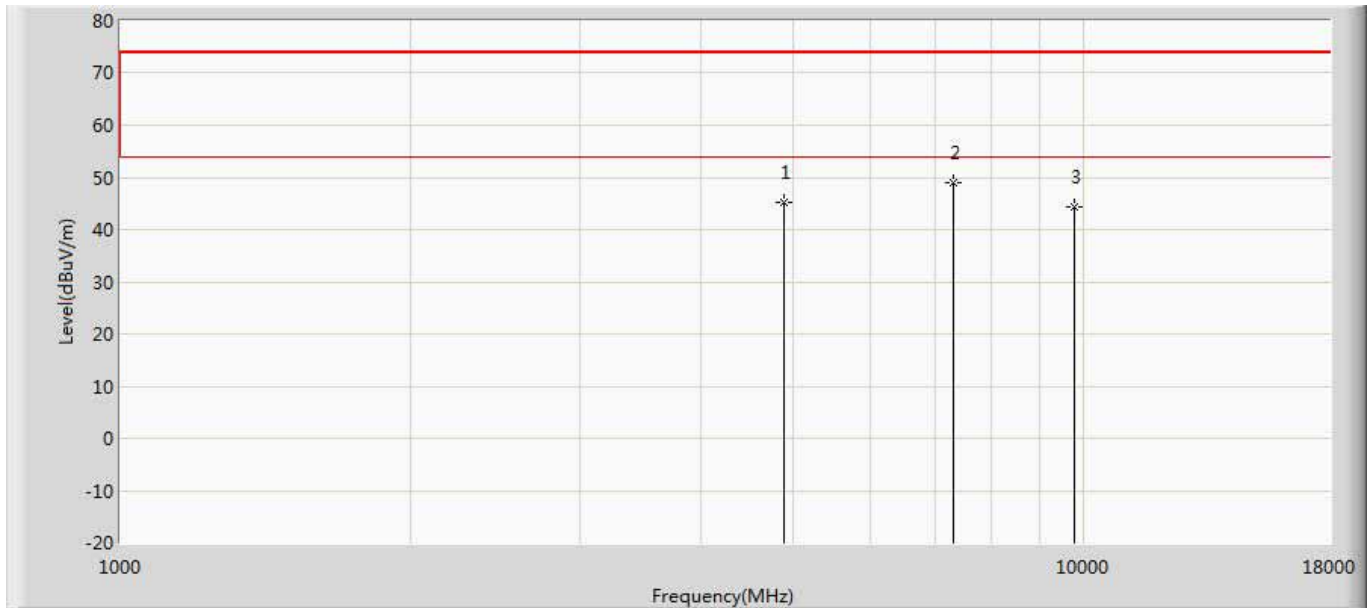
No	Mark	Frequency (MHz)	Measure Level (dBuV/m)	Reading Level (dBuV)	Over Limit (dB)	Limit (dBuV/m)	Factor (dB)	Type
1		4799.500	46.540	48.176	-27.460	74.000	-1.636	PK
2	*	7205.000	49.223	47.287	-24.777	74.000	1.936	PK
3		9608.000	44.022	39.123	-29.978	74.000	4.899	PK

Engineer: YULIU	
Site: AC5	Time: 2019/04/10 - 21:39
Limit: FCC_Part15.209_RE(3m)	Margin: 0
Probe: Horn_3117_00167055(1-18GHz)	Polarity: Vertical
EUT: LED LAMP	Power: AC 120V/60Hz
Note: Mode 3:Transmit at 2440Mhz by Coding125	



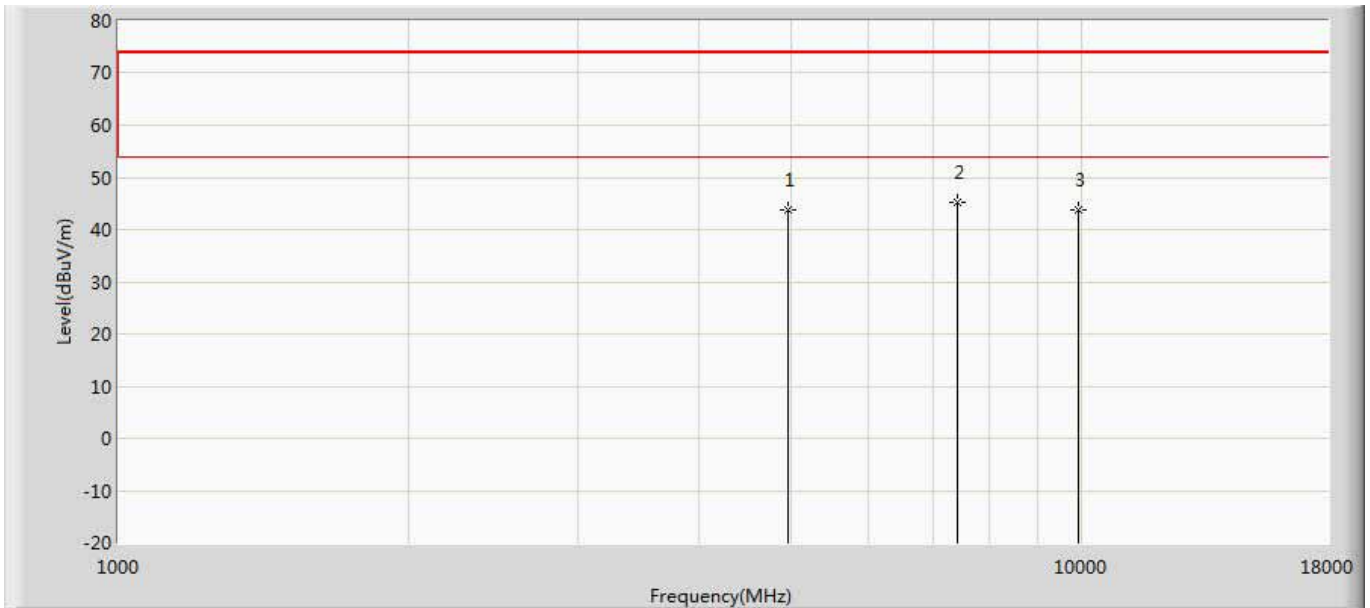
No	Mark	Frequency (MHz)	Measure Level (dBuV/m)	Reading Level (dBuV)	Over Limit (dB)	Limit (dBuV/m)	Factor (dB)	Type
1		4884.500	46.637	47.995	-27.363	74.000	-1.358	PK
2	*	7324.000	47.750	45.833	-26.250	74.000	1.917	PK
3		9760.000	45.286	39.474	-28.714	74.000	5.812	PK

Engineer: YULIU	
Site: AC5	Time: 2019/04/10 - 21:39
Limit: FCC_Part15.209_RE(3m)	Margin: 0
Probe: Horn_3117_00167055(1-18GHz)	Polarity: Horizontal
EUT: LED LAMP	Power: AC 120V/60Hz
Note: Mode 3:Transmit at 2440Mhz by Coding125	



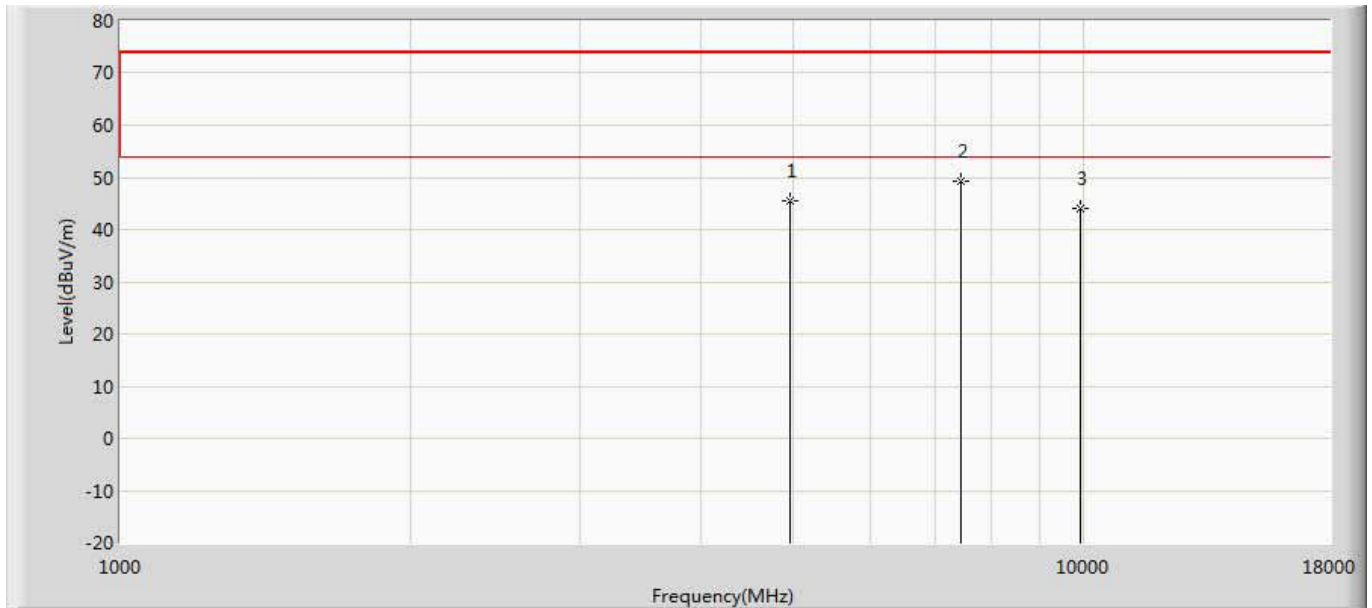
No	Mark	Frequency (MHz)	Measure Level (dBuV/m)	Reading Level (dBuV)	Over Limit (dB)	Limit (dBuV/m)	Factor (dB)	Type
1		4876.000	45.095	46.314	-28.905	74.000	-1.219	PK
2	*	7315.500	48.877	47.032	-25.123	74.000	1.845	PK
3		9760.000	44.304	38.492	-29.696	74.000	5.812	PK

Engineer: YULIU	
Site: AC5	Time: 2019/04/10 - 21:39
Limit: FCC_Part15.209_RE(3m)	Margin: 0
Probe: Horn_3117_00167055(1-18GHz)	Polarity: Vertical
EUT: LED LAMP	Power: AC 120V/60Hz
Note: Mode 3:Transmit at 2480Mhz by Coding125	



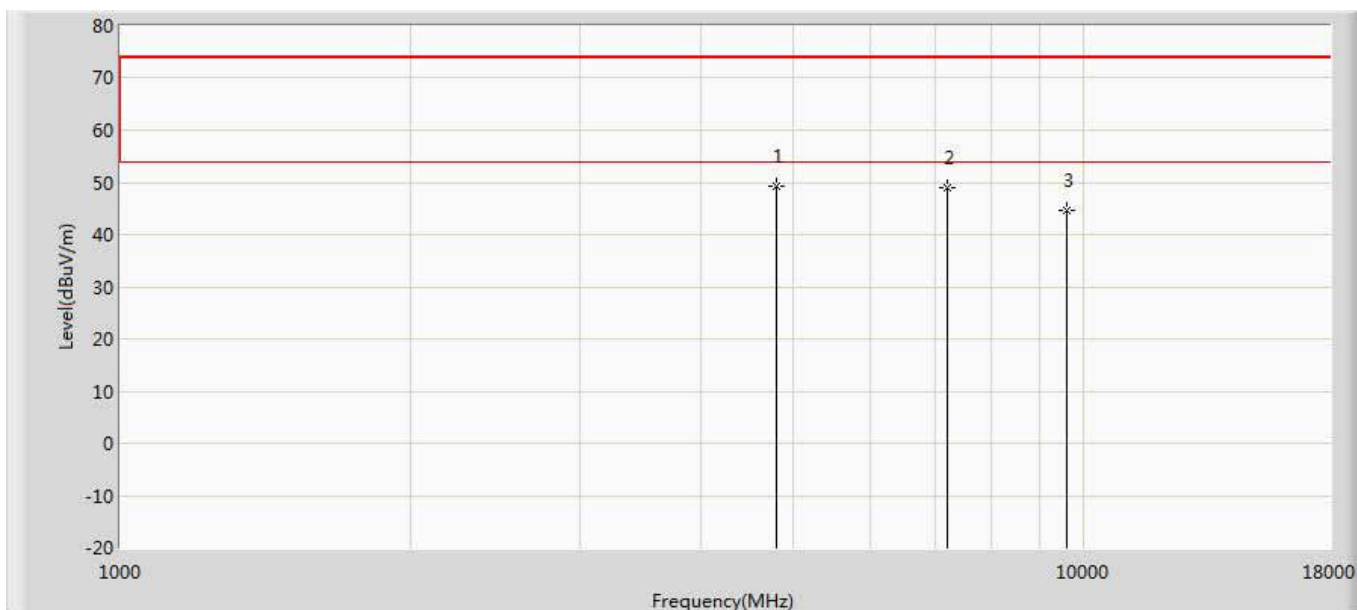
No	Mark	Frequency (MHz)	Measure Level (dBuV/m)	Reading Level (dBuV)	Over Limit (dB)	Limit (dBuV/m)	Factor (dB)	Type
1		4960.000	43.753	44.901	-30.247	74.000	-1.148	PK
2	*	7440.000	45.158	42.732	-28.842	74.000	2.426	PK
3		9920.000	43.792	38.538	-30.208	74.000	5.253	PK

Engineer: YULIU	
Site: AC5	Time: 2019/04/10 - 21:39
Limit: FCC_Part15.209_RE(3m)	Margin: 0
Probe: Horn_3117_00167055(1-18GHz)	Polarity: Horizontal
EUT: LED LAMP	Power: AC 120V/60Hz
Note: Mode 3:Transmit at 2480Mhz by Coding125	



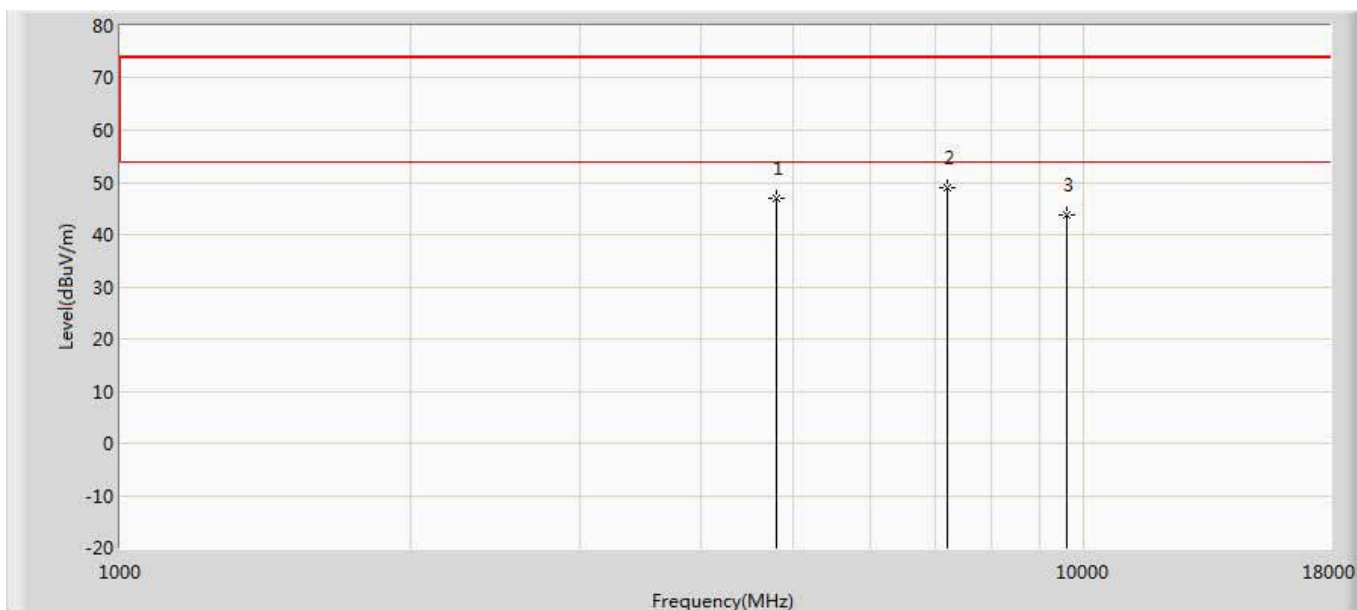
No	Mark	Frequency (MHz)	Measure Level (dBuV/m)	Reading Level (dBuV)	Over Limit (dB)	Limit (dBuV/m)	Factor (dB)	Type
1		4961.000	45.511	46.667	-28.489	74.000	-1.156	PK
2	*	7443.000	49.318	46.829	-24.682	74.000	2.489	PK
3		9920.000	44.073	38.819	-29.927	74.000	5.253	PK

Engineer: YULIU	
Site: AC5	Time: 2019/04/10 - 21:39
Limit: FCC_Part15.209_RE(3m)	Margin: 0
Probe: Horn_3117_00167055(1-18GHz)	Polarity: Vertical
EUT: LED LAMP	Power: AC 120V/60Hz
Note: Mode 4:Transmit at 2402Mhz by Coding500	



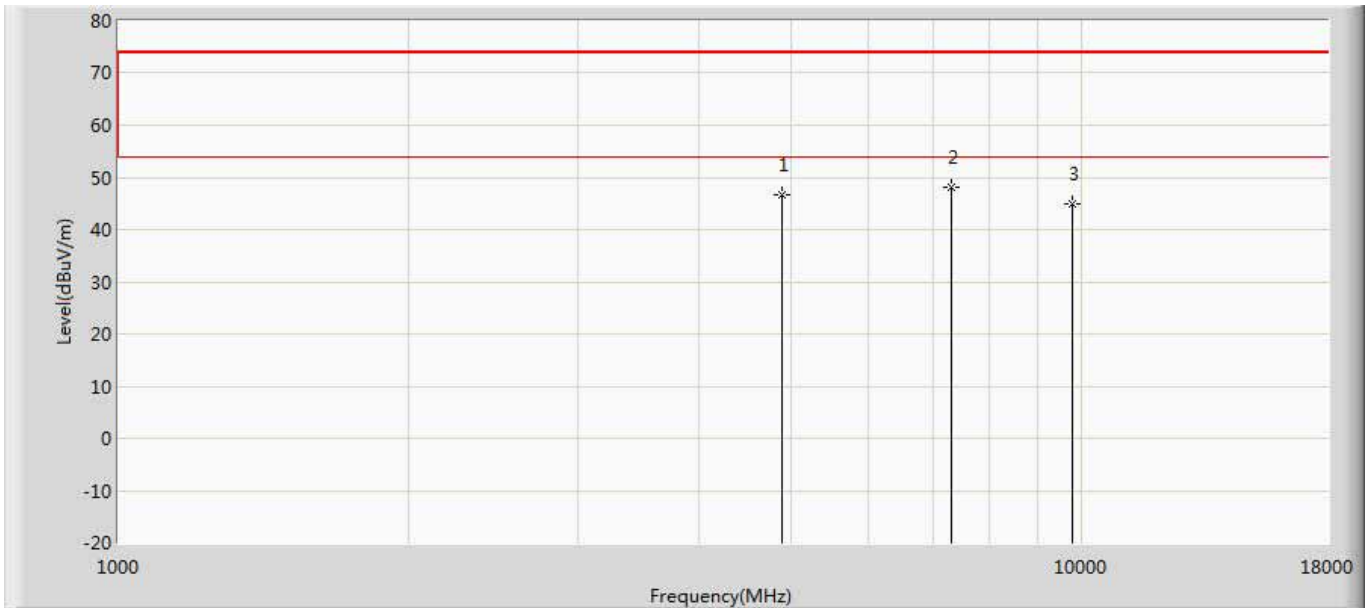
No	Mark	Frequency (MHz)	Measure Level (dBuV/m)	Reading Level (dBuV)	Over Limit (dB)	Limit (dBuV/m)	Factor (dB)	Type
1	*	4799.500	49.290	50.926	-24.710	74.000	-1.636	PK
2		7205.000	48.877	46.941	-25.123	74.000	1.936	PK
3		9608.000	44.673	39.774	-29.327	74.000	4.899	PK

Engineer: YULIU	
Site: AC5	Time: 2019/04/10 - 21:39
Limit: FCC_Part15.209_RE(3m)	Margin: 0
Probe: Horn_3117_00167055(1-18GHz)	Polarity: Horizontal
EUT: LED LAMP	Power: AC 120V/60Hz
Note: Mode 4:Transmit at 2402Mhz by Coding500	



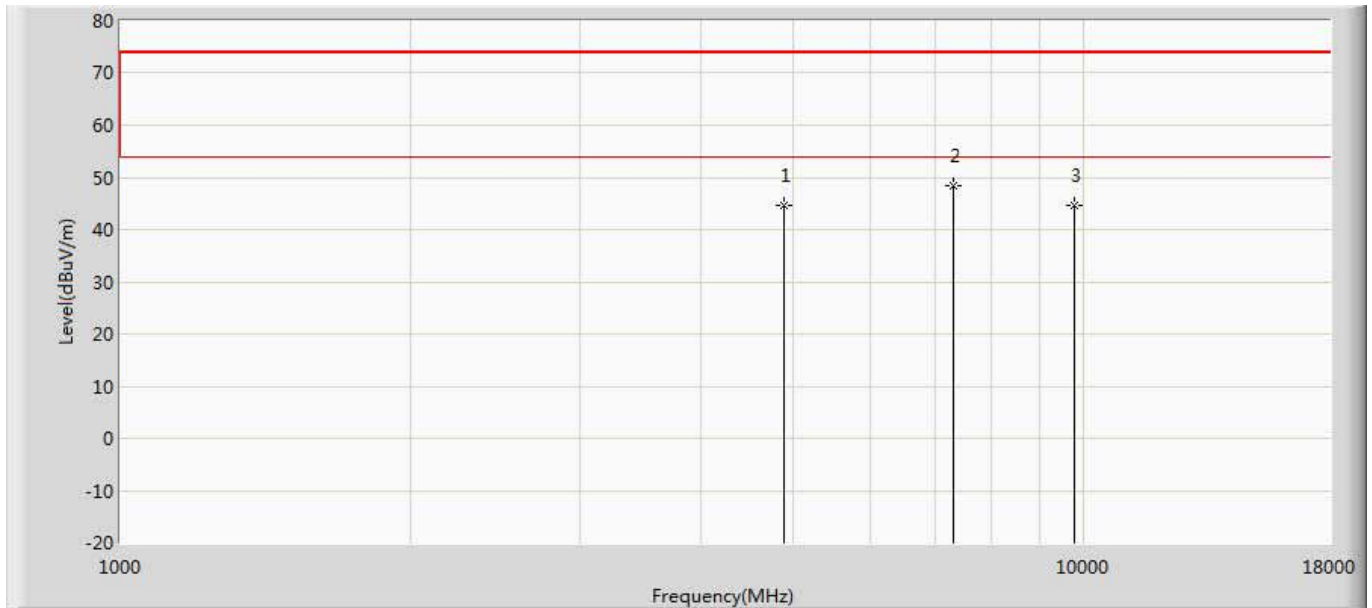
No	Mark	Frequency (MHz)	Measure Level (dBuV/m)	Reading Level (dBuV)	Over Limit (dB)	Limit (dBuV/m)	Factor (dB)	Type
1		4799.500	46.888	48.524	-27.112	74.000	-1.636	PK
2	*	7205.000	48.848	46.912	-25.152	74.000	1.936	PK
3		9608.000	43.708	38.809	-30.292	74.000	4.899	PK

Engineer: YULIU	
Site: AC5	Time: 2019/04/10 - 21:39
Limit: FCC_Part15.209_RE(3m)	Margin: 0
Probe: Horn_3117_00167055(1-18GHz)	Polarity: Vertical
EUT: LED LAMP	Power: AC 120V/60Hz
Note: Mode 4:Transmit at 2440Mhz by Coding500	



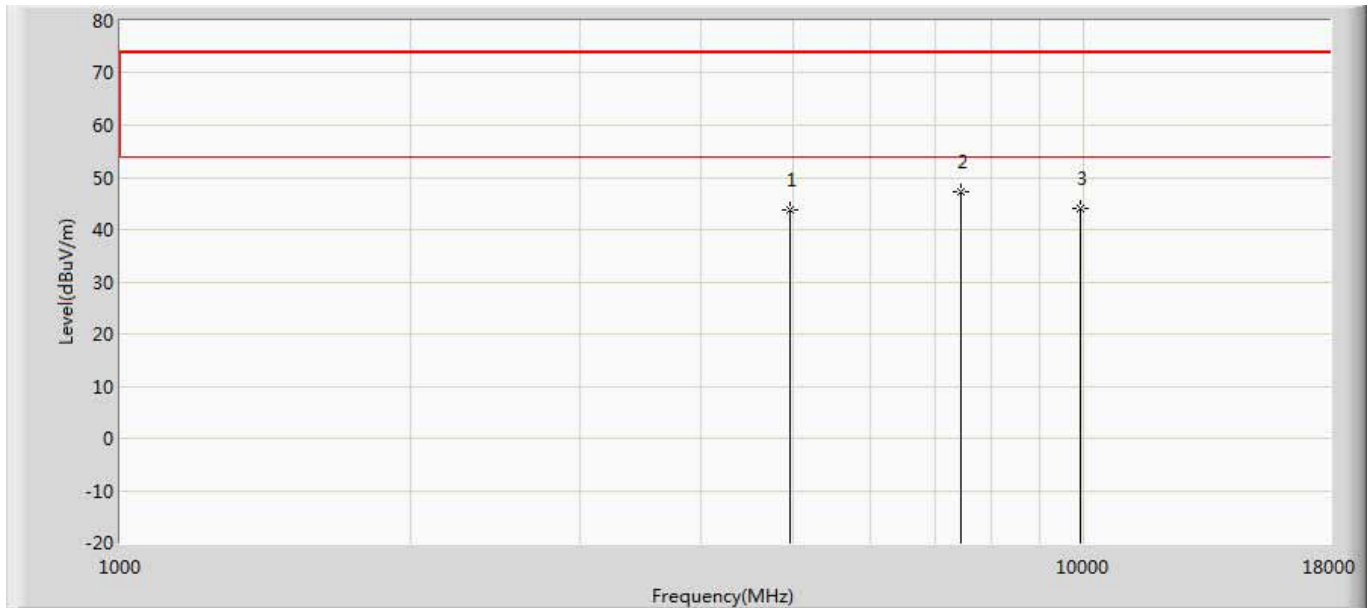
No	Mark	Frequency (MHz)	Measure Level (dBuV/m)	Reading Level (dBuV)	Over Limit (dB)	Limit (dBuV/m)	Factor (dB)	Type
1		4884.500	46.762	48.120	-27.238	74.000	-1.358	PK
2	*	7315.500	48.061	46.216	-25.939	74.000	1.845	PK
3		9760.000	44.981	39.169	-29.019	74.000	5.812	PK

Engineer: YULIU	
Site: AC5	Time: 2019/04/10 - 21:40
Limit: FCC_Part15.209_RE(3m)	Margin: 0
Probe: Horn_3117_00167055(1-18GHz)	Polarity: Horizontal
EUT: LED LAMP	Power: AC 120V/60Hz
Note: Mode 4:Transmit at 2440Mhz by Coding500	



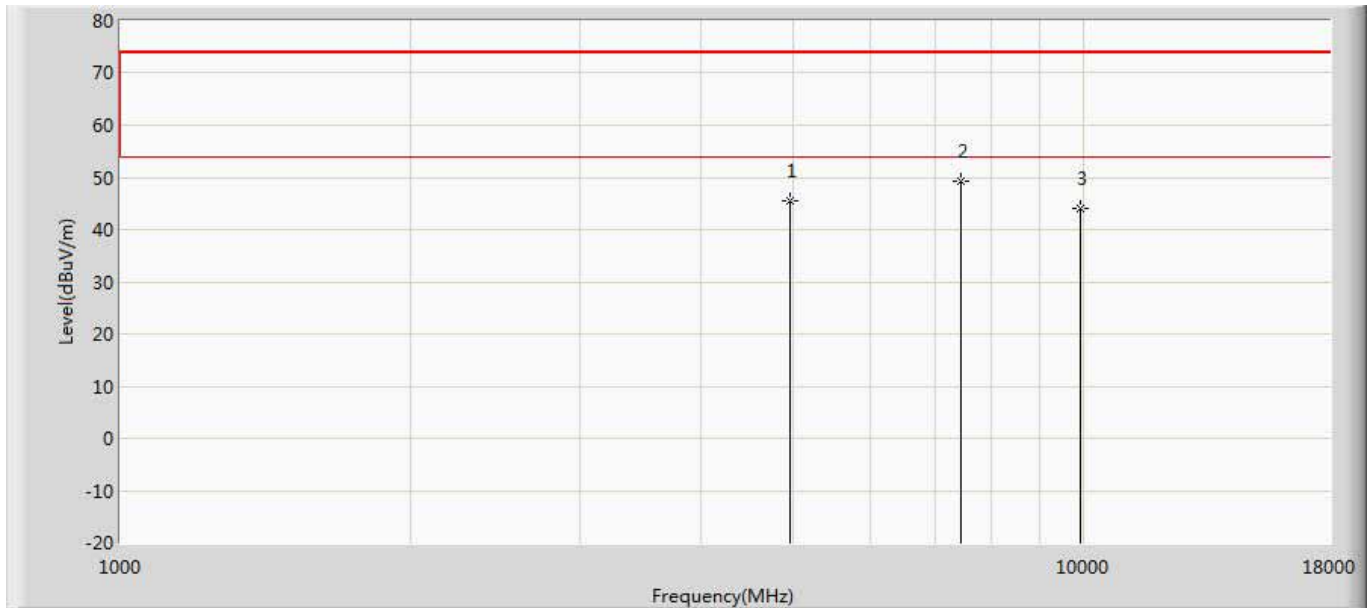
No	Mark	Frequency (MHz)	Measure Level (dBuV/m)	Reading Level (dBuV)	Over Limit (dB)	Limit (dBuV/m)	Factor (dB)	Type
1		4876.000	44.699	45.918	-29.301	74.000	-1.219	PK
2	*	7315.500	48.497	46.652	-25.503	74.000	1.845	PK
3		9760.000	44.611	38.799	-29.389	74.000	5.812	PK

Engineer: YULIU	
Site: AC5	Time: 2019/04/10 - 21:40
Limit: FCC_Part15.209_RE(3m)	Margin: 0
Probe: Horn_3117_00167055(1-18GHz)	Polarity: Vertical
EUT: LED LAMP	Power: AC 120V/60Hz
Note: Mode 4:Transmit at 2480Mhz by Coding500	



No	Mark	Frequency (MHz)	Measure Level (dBuV/m)	Reading Level (dBuV)	Over Limit (dB)	Limit (dBuV/m)	Factor (dB)	Type
1		4960.000	43.797	44.945	-30.203	74.000	-1.148	PK
2	*	7443.000	47.128	44.639	-26.872	74.000	2.489	PK
3		9920.000	44.016	38.762	-29.984	74.000	5.253	PK

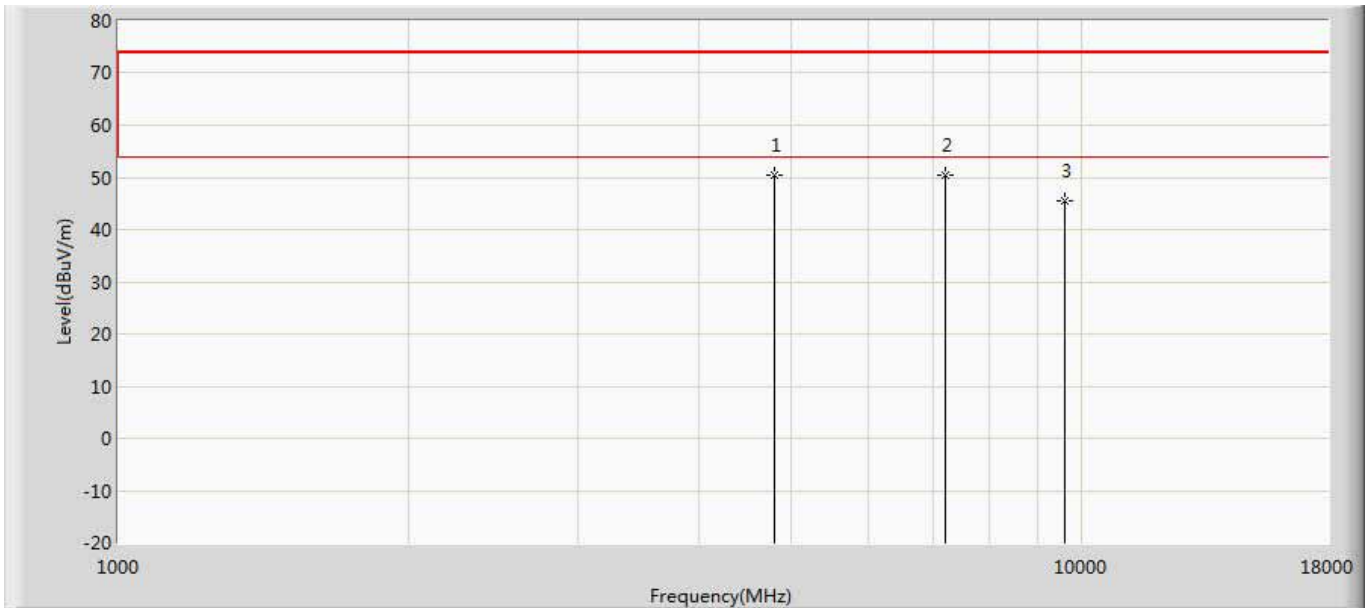
Engineer: YULIU	
Site: AC5	Time: 2019/04/10 - 21:40
Limit: FCC_Part15.209_RE(3m)	Margin: 0
Probe: Horn_3117_00167055(1-18GHz)	Polarity: Horizontal
EUT: LED LAMP	Power: AC 120V/60Hz
Note: Mode 4:Transmit at 2480Mhz by Coding500	



No	Mark	Frequency (MHz)	Measure Level (dBuV/m)	Reading Level (dBuV)	Over Limit (dB)	Limit (dBuV/m)	Factor (dB)	Type
1		4961.000	45.526	46.682	-28.474	74.000	-1.156	PK
2	*	7443.000	49.292	46.803	-24.708	74.000	2.489	PK
3		9920.000	43.970	38.716	-30.030	74.000	5.253	PK

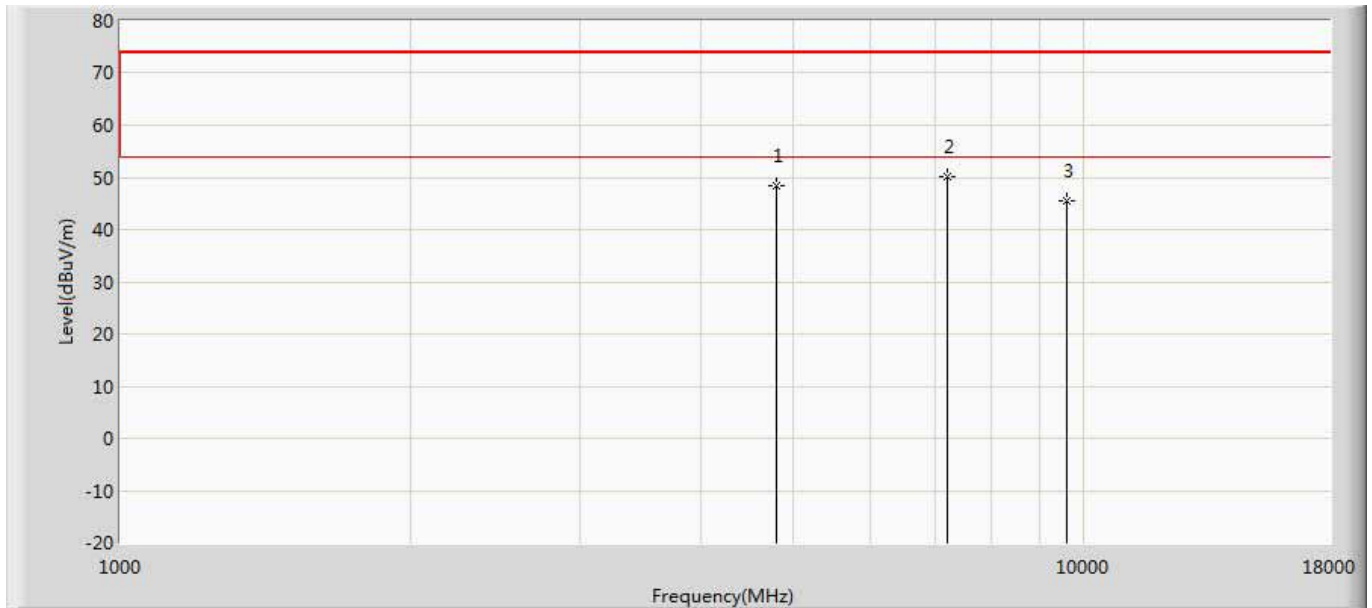
Kdx:

Engineer: YULIU	
Site: AC5	Time: 2019/04/15 - 09:41
Limit: FCC_Part15.209_RE(3m)	Margin: 0
Probe: Horn_3117_00167055(1-18GHz)	Polarity: Vertical
EUT:LED LAMP	Power: AC 120V/60Hz
Note: Mode 1:Transmit at 2402MHz by BLE	



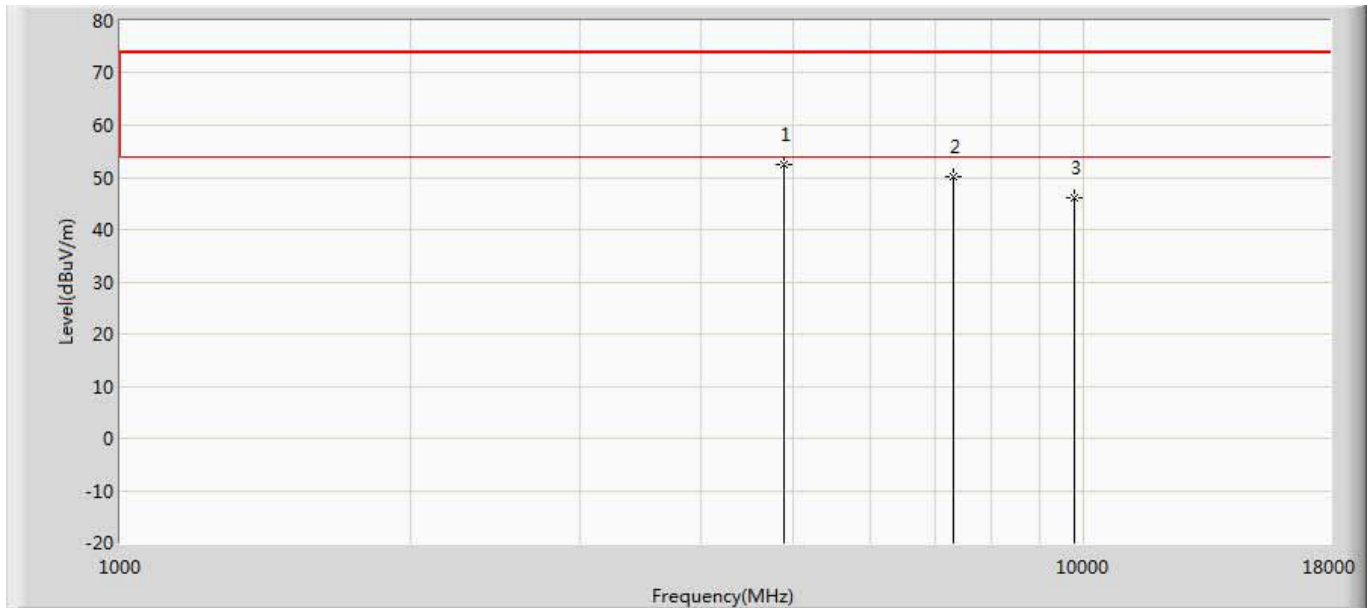
No	Mark	Frequency (MHz)	Measure Level (dBuV/m)	Reading Level (dBuV)	Over Limit (dB)	Limit (dBuV/m)	Factor (dB)	Type
1		4799.500	50.342	48.565	-23.658	74.000	1.777	PK
2	*	7205.000	50.473	45.220	-23.527	74.000	5.253	PK
3		9608.000	45.604	38.735	-28.396	74.000	6.869	PK

Engineer: YULIU	
Site: AC5	Time: 2019/04/15 - 09:41
Limit: FCC_Part15.209_RE(3m)	Margin: 0
Probe: Horn_3117_00167055(1-18GHz)	Polarity: Horizontal
EUT:LED LAMP	Power: AC 120V/60Hz
Note: Mode 1:Transmit at 2402MHz by BLE	



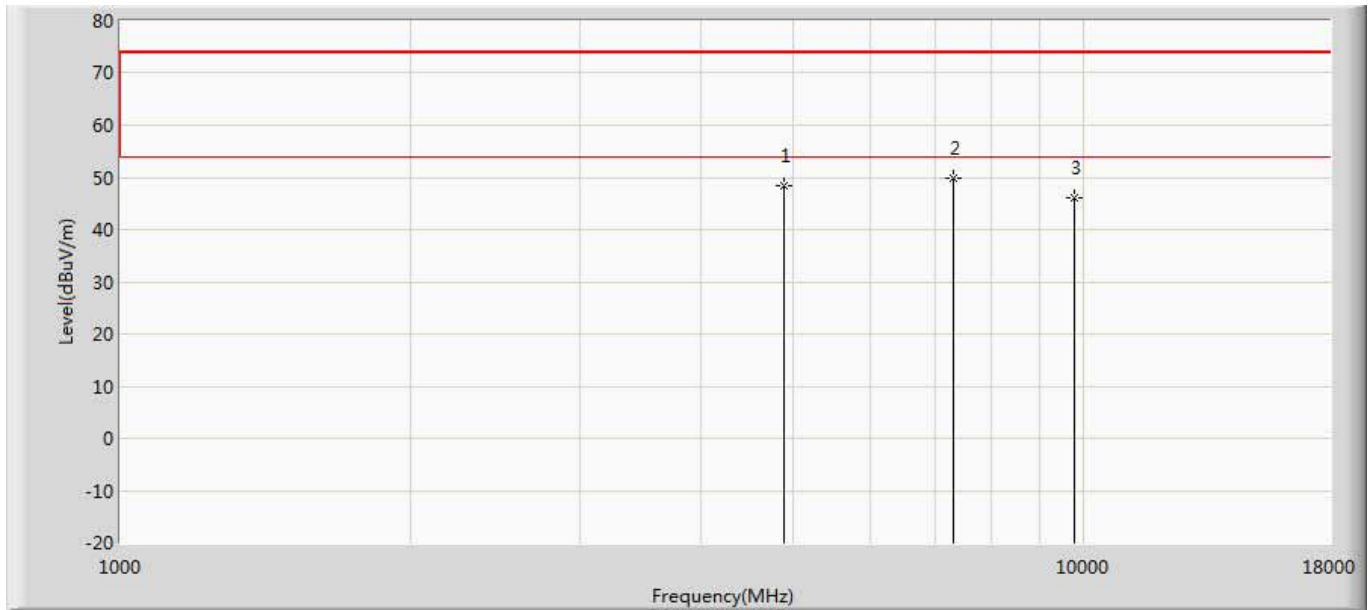
No	Mark	Frequency (MHz)	Measure Level (dBuV/m)	Reading Level (dBuV)	Over Limit (dB)	Limit (dBuV/m)	Factor (dB)	Type
1		4799.500	48.381	46.604	-25.619	74.000	1.777	PK
2	*	7205.000	50.146	44.893	-23.854	74.000	5.253	PK
3		9608.000	45.401	38.532	-28.599	74.000	6.869	PK

Engineer: YULIU	
Site: AC5	Time: 2019/04/15 - 09:41
Limit: FCC_Part15.209_RE(3m)	Margin: 0
Probe: Horn_3117_00167055(1-18GHz)	Polarity: Vertical
EUT:LED LAMP	Power: AC 120V/60Hz
Note: Mode 1:Transmit at 2440MHz by BLE	



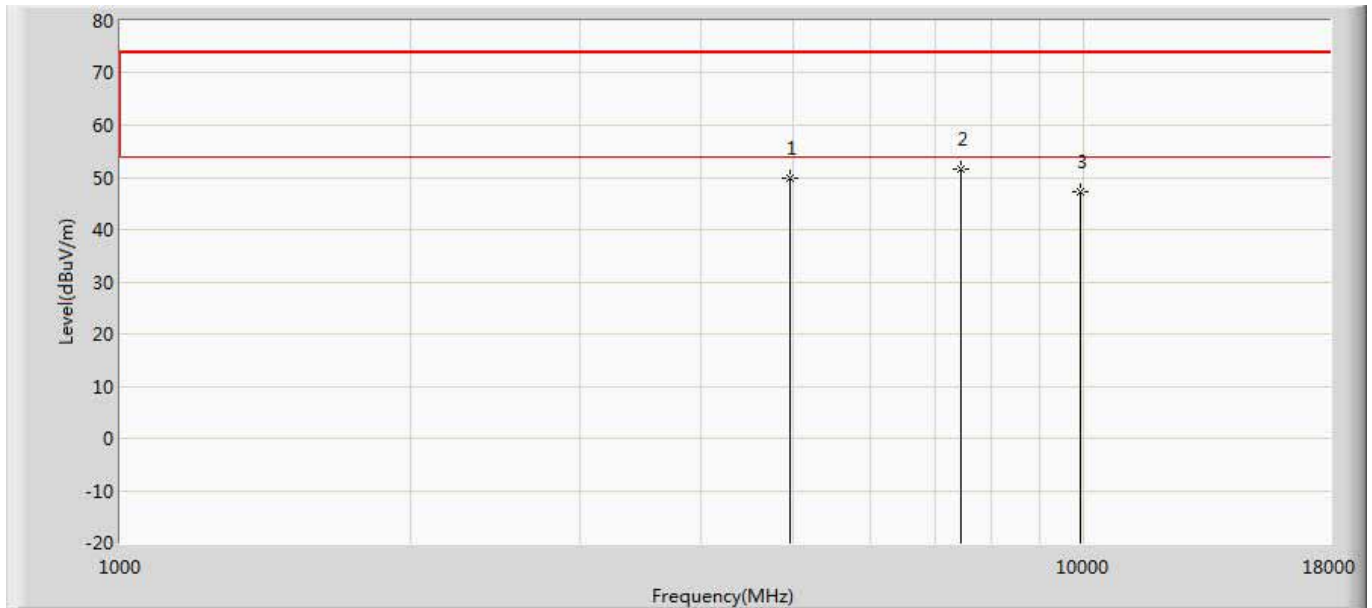
No	Mark	Frequency (MHz)	Measure Level (dBuV/m)	Reading Level (dBuV)	Over Limit (dB)	Limit (dBuV/m)	Factor (dB)	Type
1	*	4884.500	52.466	50.637	-21.534	74.000	1.829	PK
2		7315.500	50.053	44.571	-23.947	74.000	5.482	PK
3		9760.000	46.214	39.095	-27.786	74.000	7.120	PK

Engineer: YULIU	
Site: AC5	Time: 2019/04/15 - 09:42
Limit: FCC_Part15.209_RE(3m)	Margin: 0
Probe: Horn_3117_00167055(1-18GHz)	Polarity: Horizontal
EUT:LED LAMP	Power: AC 120V/60Hz
Note: Mode 1:Transmit at 2440MHz by BLE	



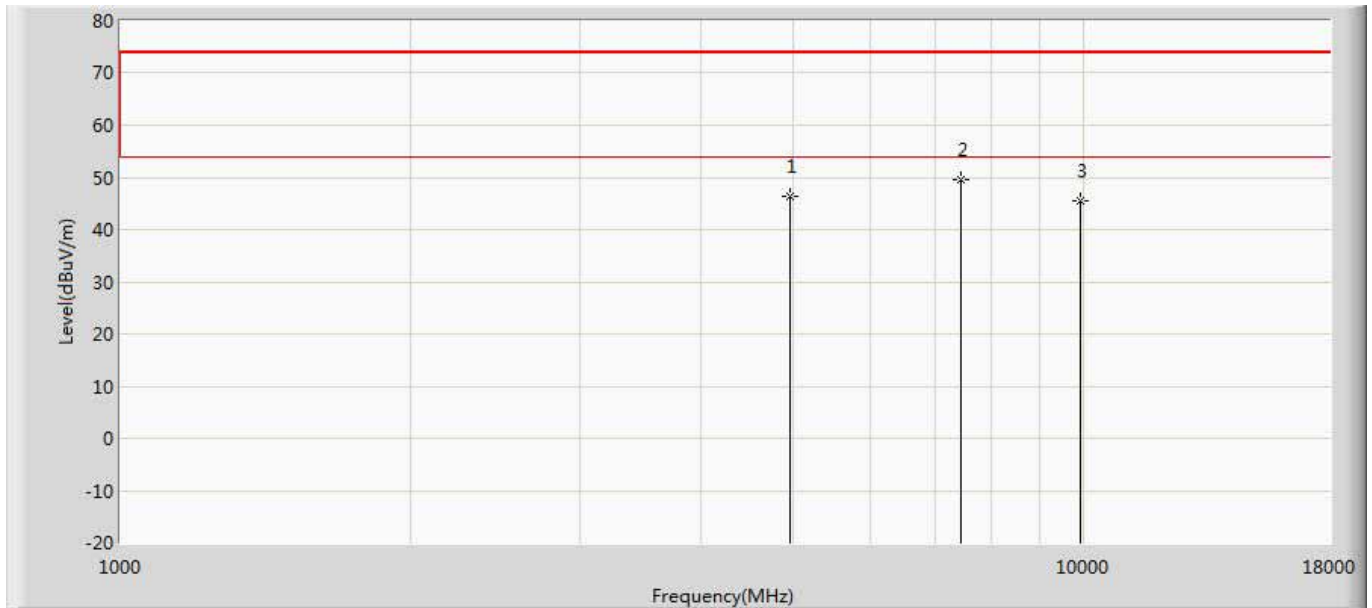
No	Mark	Frequency (MHz)	Measure Level (dBuV/m)	Reading Level (dBuV)	Over Limit (dB)	Limit (dBuV/m)	Factor (dB)	Type
1		4884.500	48.524	46.695	-25.476	74.000	1.829	PK
2	*	7324.000	49.841	44.246	-24.159	74.000	5.595	PK
3		9760.000	46.191	39.072	-27.809	74.000	7.120	PK

Engineer: YULIU	
Site: AC5	Time: 2019/04/15 - 09:42
Limit: FCC_Part15.209_RE(3m)	Margin: 0
Probe: Horn_3117_00167055(1-18GHz)	Polarity: Vertical
EUT:LED LAMP	Power: AC 120V/60Hz
Note: Mode 1:Transmit at 2480MHz by BLE	



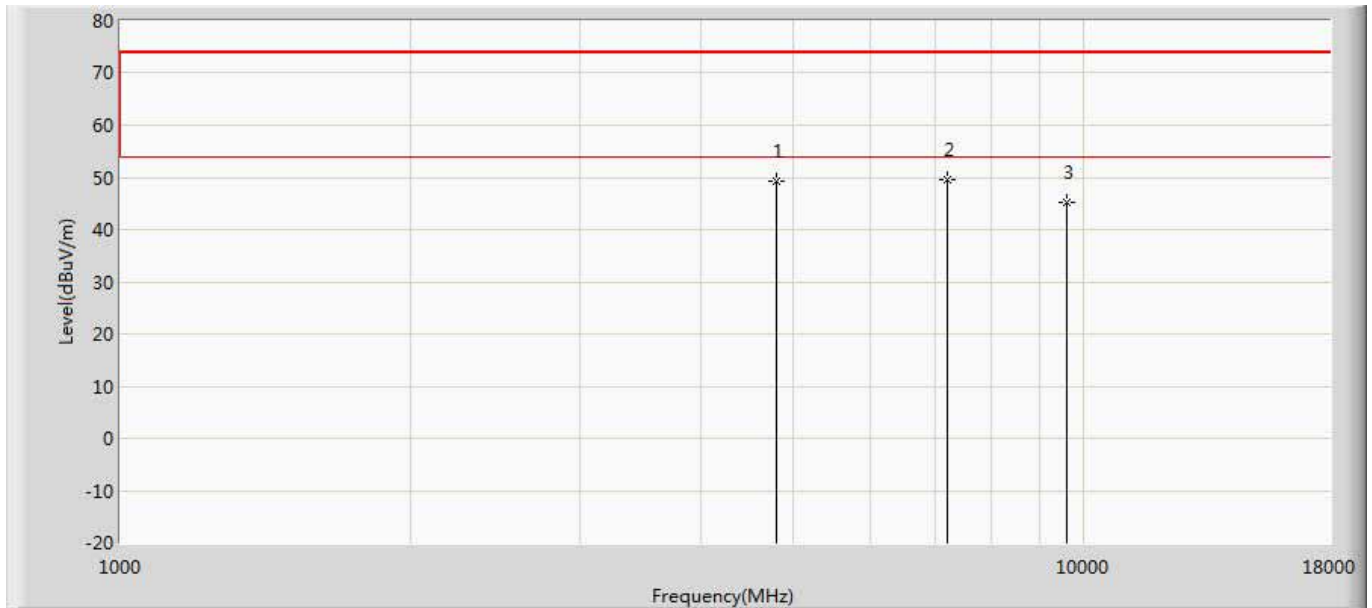
No	Mark	Frequency (MHz)	Measure Level (dBuV/m)	Reading Level (dBuV)	Over Limit (dB)	Limit (dBuV/m)	Factor (dB)	Type
1		4961.000	49.722	47.733	-24.278	74.000	1.989	PK
2	*	7443.000	51.710	46.380	-22.290	74.000	5.330	PK
3		9920.000	47.137	40.048	-26.863	74.000	7.088	PK

Engineer: YULIU	
Site: AC5	Time: 2019/04/15 - 09:42
Limit: FCC_Part15.209_RE(3m)	Margin: 0
Probe: Horn_3117_00167055(1-18GHz)	Polarity: Horizontal
EUT:LED LAMP	Power: AC 120V/60Hz
Note: Mode 1:Transmit at 2480MHz by BLE	



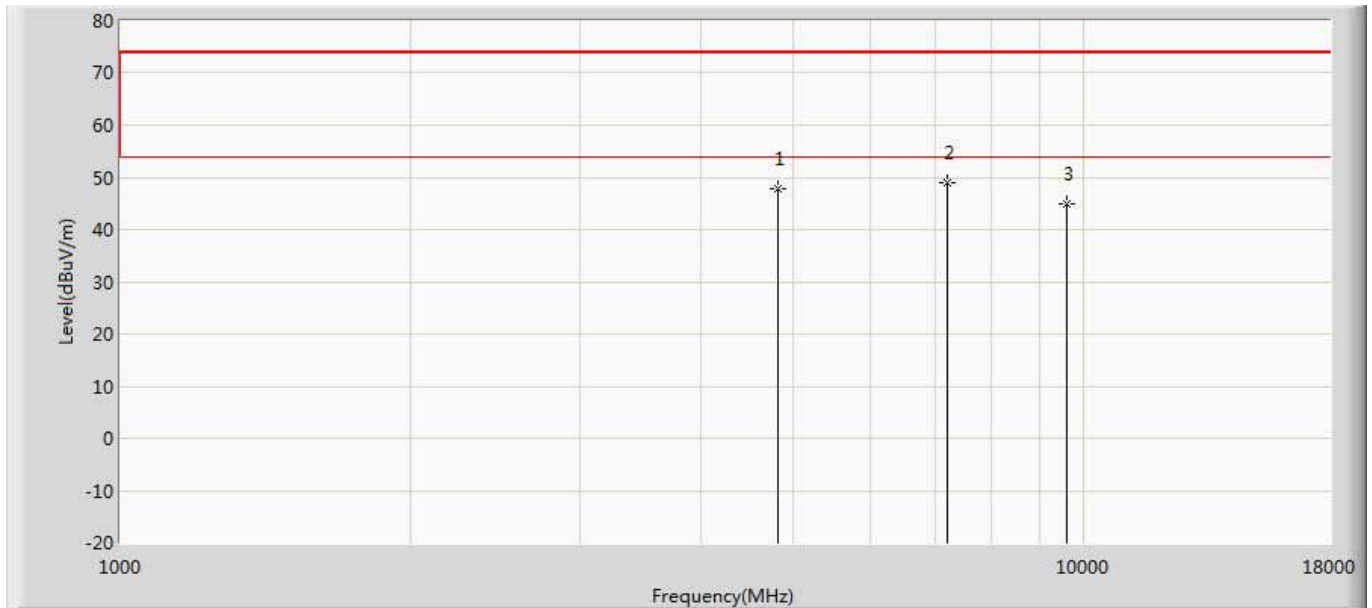
No	Mark	Frequency (MHz)	Measure Level (dBuV/m)	Reading Level (dBuV)	Over Limit (dB)	Limit (dBuV/m)	Factor (dB)	Type
1		4960.000	46.325	44.344	-27.675	74.000	1.981	PK
2	*	7443.000	49.574	44.244	-24.426	74.000	5.330	PK
3		9920.000	45.634	38.545	-28.366	74.000	7.088	PK

Engineer: YULIU	
Site: AC5	Time: 2019/04/15 - 09:42
Limit: FCC_Part15.209_RE(3m)	Margin: 0
Probe: Horn_3117_00167055(1-18GHz)	Polarity: Vertical
EUT:LED LAMP	Power: AC 120V/60Hz
Note: Mode 2:Transmit at 2402MHz by 2LE	



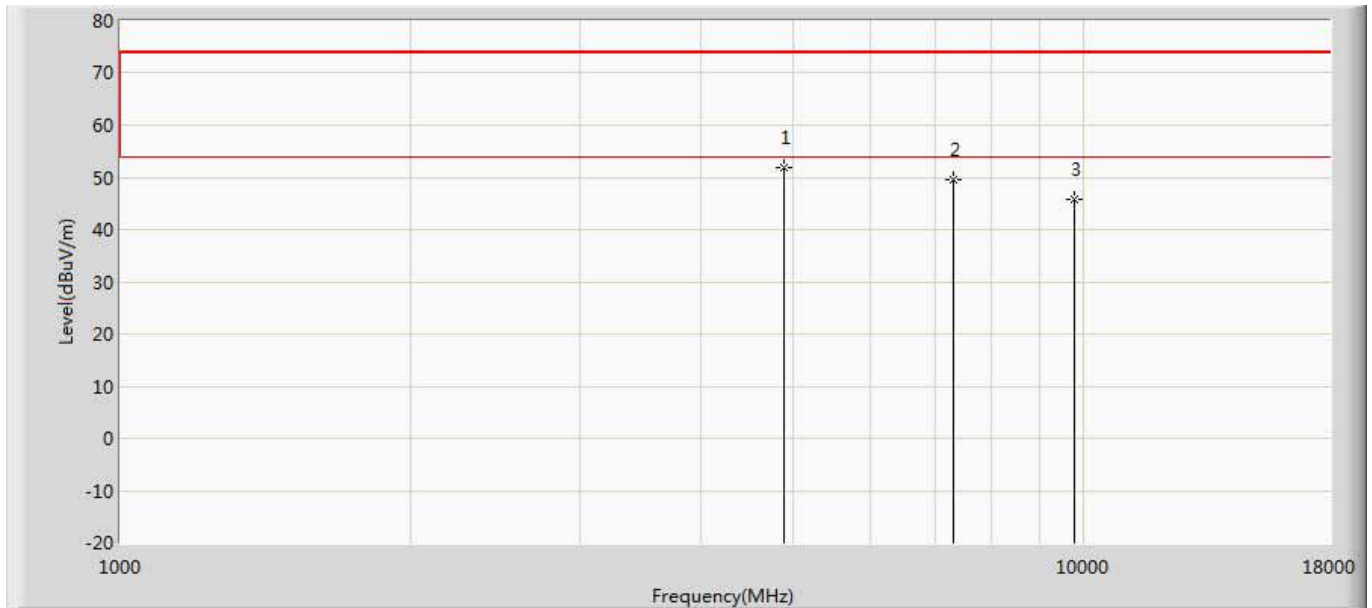
No	Mark	Frequency (MHz)	Measure Level (dBuV/m)	Reading Level (dBuV)	Over Limit (dB)	Limit (dBuV/m)	Factor (dB)	Type
1		4799.500	49.405	47.628	-24.595	74.000	1.777	PK
2	*	7205.000	49.576	44.323	-24.424	74.000	5.253	PK
3		9608.000	45.269	38.400	-28.731	74.000	6.869	PK

Engineer: YULIU	
Site: AC5	Time: 2019/04/15 - 09:42
Limit: FCC_Part15.209_RE(3m)	Margin: 0
Probe: Horn_3117_00167055(1-18GHz)	Polarity: Horizontal
EUT:LED LAMP	Power: AC 120V/60Hz
Note: Mode 2:Transmit at 2402MHz by 2LE	



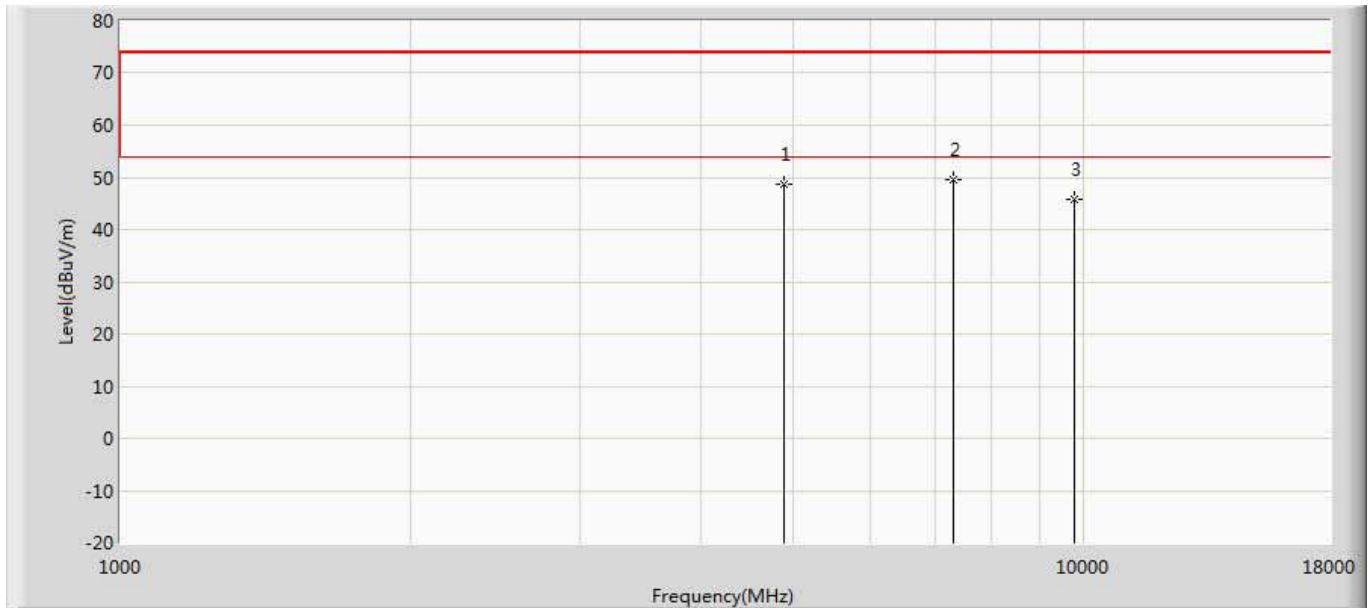
No	Mark	Frequency (MHz)	Measure Level (dBuV/m)	Reading Level (dBuV)	Over Limit (dB)	Limit (dBuV/m)	Factor (dB)	Type
1		4808.000	47.949	46.240	-26.051	74.000	1.709	PK
2	*	7205.000	49.075	43.822	-24.925	74.000	5.253	PK
3		9608.000	44.887	38.018	-29.113	74.000	6.869	PK

Engineer: YULIU	
Site: AC5	Time: 2019/04/15 - 09:42
Limit: FCC_Part15.209_RE(3m)	Margin: 0
Probe: Horn_3117_00167055(1-18GHz)	Polarity: Vertical
EUT:LED LAMP	Power: AC 120V/60Hz
Note: Mode 2:Transmit at 2440MHz by 2LE	



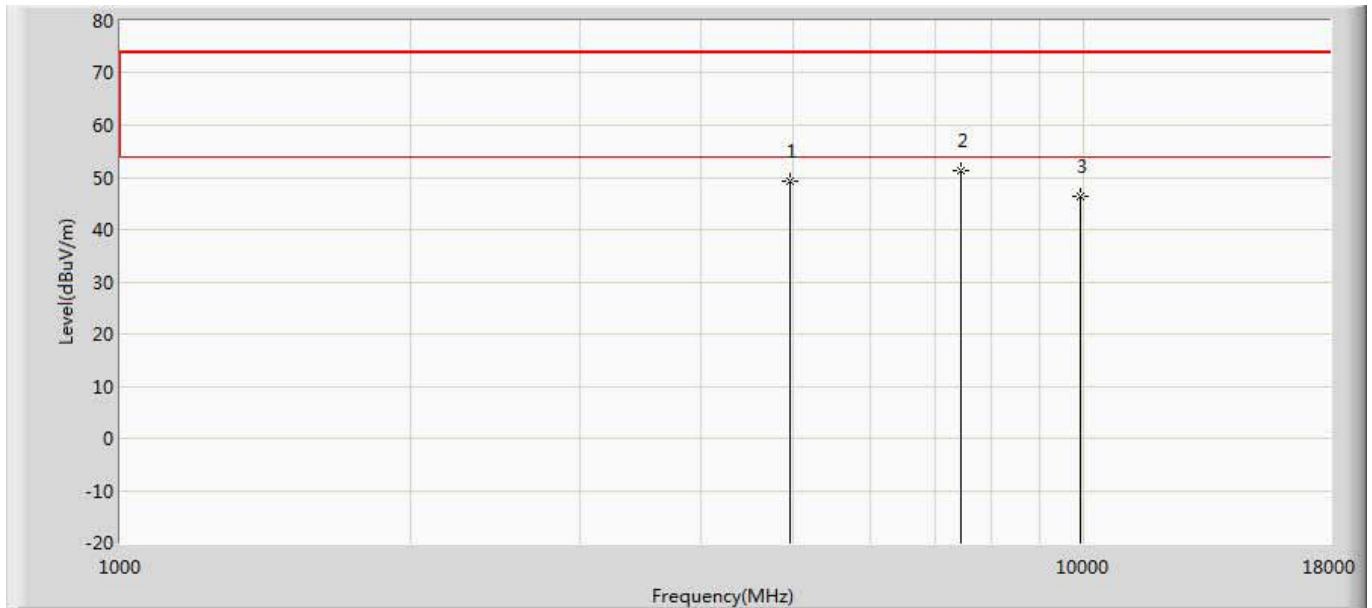
No	Mark	Frequency (MHz)	Measure Level (dBuV/m)	Reading Level (dBuV)	Over Limit (dB)	Limit (dBuV/m)	Factor (dB)	Type
1	*	4876.000	51.796	49.918	-22.204	74.000	1.878	PK
2		7324.000	49.508	43.913	-24.492	74.000	5.595	PK
3		9760.000	45.941	38.822	-28.059	74.000	7.120	PK

Engineer: YULIU	
Site: AC5	Time: 2019/04/15 - 09:42
Limit: FCC_Part15.209_RE(3m)	Margin: 0
Probe: Horn_3117_00167055(1-18GHz)	Polarity: Horizontal
EUT:LED LAMP	Power: AC 120V/60Hz
Note: Mode 2:Transmit at 2440MHz by 2LE	



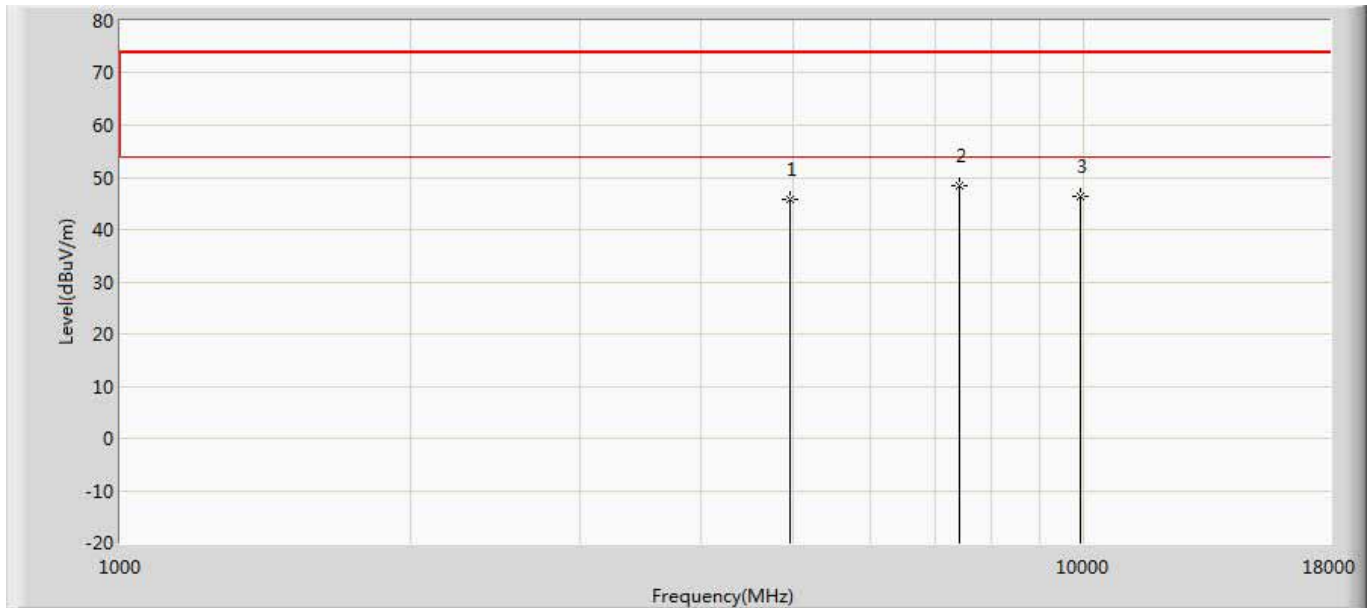
No	Mark	Frequency (MHz)	Measure Level (dBuV/m)	Reading Level (dBuV)	Over Limit (dB)	Limit (dBuV/m)	Factor (dB)	Type
1		4876.000	48.646	46.768	-25.354	74.000	1.878	PK
2	*	7324.000	49.495	43.900	-24.505	74.000	5.595	PK
3		9760.000	45.884	38.765	-28.116	74.000	7.120	PK

Engineer: YULIU	
Site: AC5	Time: 2019/04/15 - 09:42
Limit: FCC_Part15.209_RE(3m)	Margin: 0
Probe: Horn_3117_00167055(1-18GHz)	Polarity: Vertical
EUT:LED LAMP	Power: AC 120V/60Hz
Note: Mode 2:Transmit at 2480MHz by 2LE	



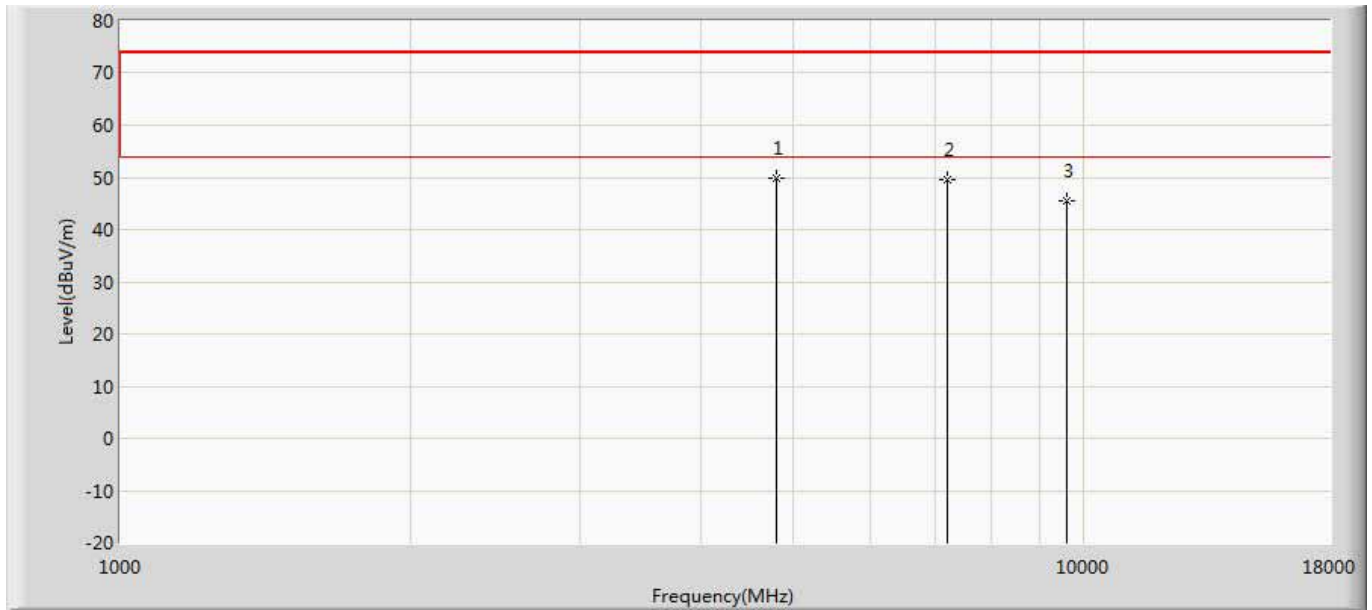
No	Mark	Frequency (MHz)	Measure Level (dBuV/m)	Reading Level (dBuV)	Over Limit (dB)	Limit (dBuV/m)	Factor (dB)	Type
1		4961.000	49.314	47.325	-24.686	74.000	1.989	PK
2	*	7443.000	51.276	45.946	-22.724	74.000	5.330	PK
3		9920.000	46.236	39.147	-27.764	74.000	7.088	PK

Engineer: YULIU	
Site: AC5	Time: 2019/04/15 - 09:42
Limit: FCC_Part15.209_RE(3m)	Margin: 0
Probe: Horn_3117_00167055(1-18GHz)	Polarity: Horizontal
EUT:LED LAMP	Power: AC 120V/60Hz
Note: Mode 2:Transmit at 2480MHz by 2LE	



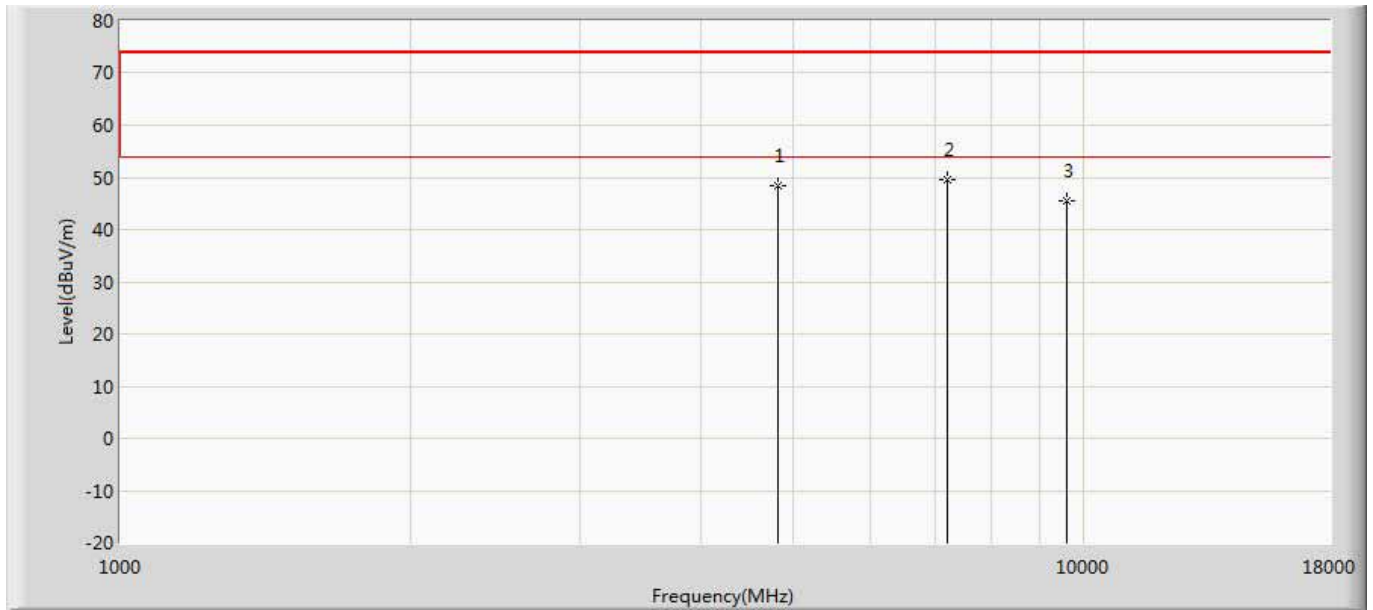
No	Mark	Frequency (MHz)	Measure Level (dBuV/m)	Reading Level (dBuV)	Over Limit (dB)	Limit (dBuV/m)	Factor (dB)	Type
1		4960.000	45.907	43.926	-28.093	74.000	1.981	PK
2	*	7440.000	48.521	43.180	-25.479	74.000	5.341	PK
3		9920.000	46.385	39.296	-27.615	74.000	7.088	PK

Engineer: YULIU	
Site: AC5	Time: 2019/04/15 - 09:42
Limit: FCC_Part15.209_RE(3m)	Margin: 0
Probe: Horn_3117_00167055(1-18GHz)	Polarity: Vertical
EUT:LED LAMP	Power: AC 120V/60Hz
Note: Mode 3:Transmit at 2402MHz by Coding125	



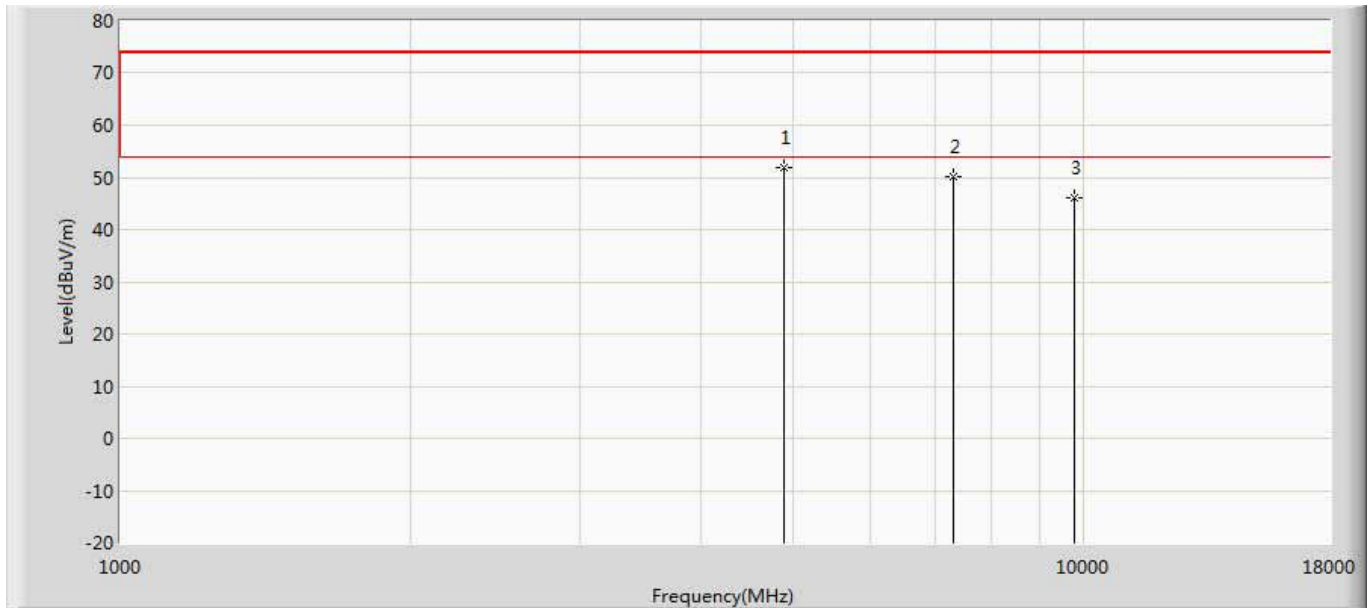
No	Mark	Frequency (MHz)	Measure Level (dBuV/m)	Reading Level (dBuV)	Over Limit (dB)	Limit (dBuV/m)	Factor (dB)	Type
1	*	4799.500	49.983	48.206	-24.017	74.000	1.777	PK
2		7205.000	49.463	44.210	-24.537	74.000	5.253	PK
3		9608.000	45.518	38.649	-28.482	74.000	6.869	PK

Engineer: YULIU	
Site: AC5	Time: 2019/04/15 - 09:43
Limit: FCC_Part15.209_RE(3m)	Margin: 0
Probe: Horn_3117_00167055(1-18GHz)	Polarity: Horizontal
EUT:LED LAMP	Power: AC 120V/60Hz
Note: Mode 3:Transmit at 2402MHz by Coding125	



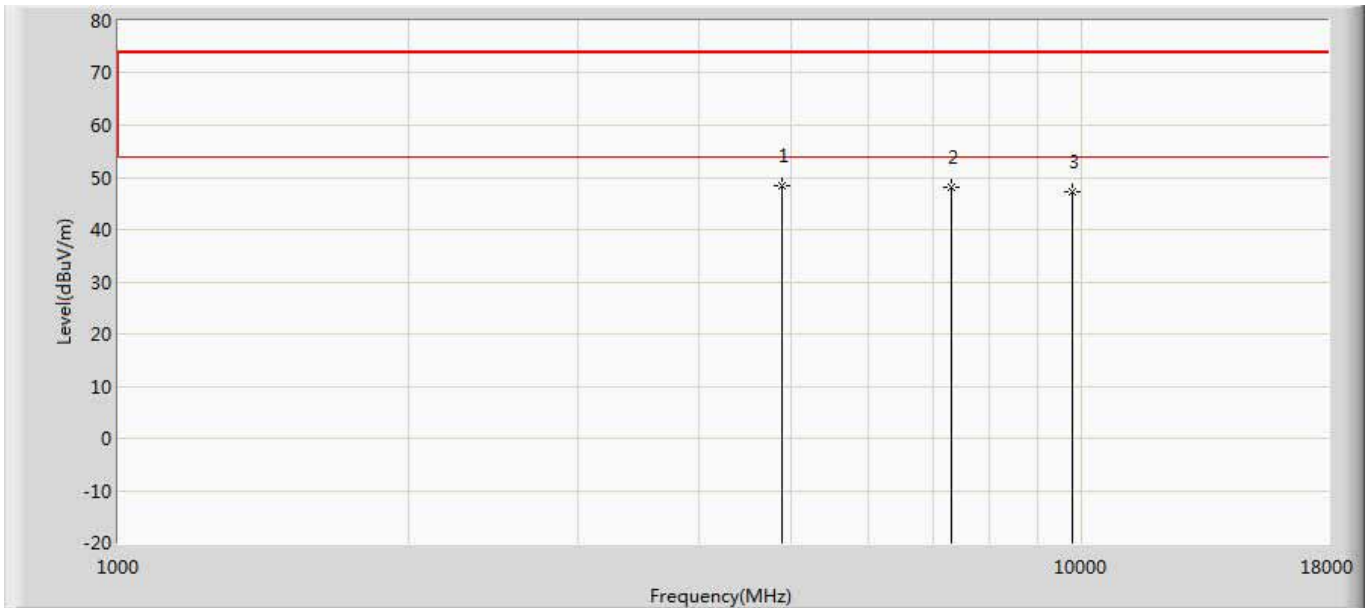
No	Mark	Frequency (MHz)	Measure Level (dBuV/m)	Reading Level (dBuV)	Over Limit (dB)	Limit (dBuV/m)	Factor (dB)	Type
1		4808.000	48.335	46.626	-25.665	74.000	1.709	PK
2	*	7205.000	49.637	44.384	-24.363	74.000	5.253	PK
3		9608.000	45.442	38.573	-28.558	74.000	6.869	PK

Engineer: YULIU	
Site: AC5	Time: 2019/04/15 - 09:43
Limit: FCC_Part15.209_RE(3m)	Margin: 0
Probe: Horn_3117_00167055(1-18GHz)	Polarity: Vertical
EUT:LED LAMP	Power: AC 120V/60Hz
Note: Mode 3:Transmit at 2440MHz by Coding125	



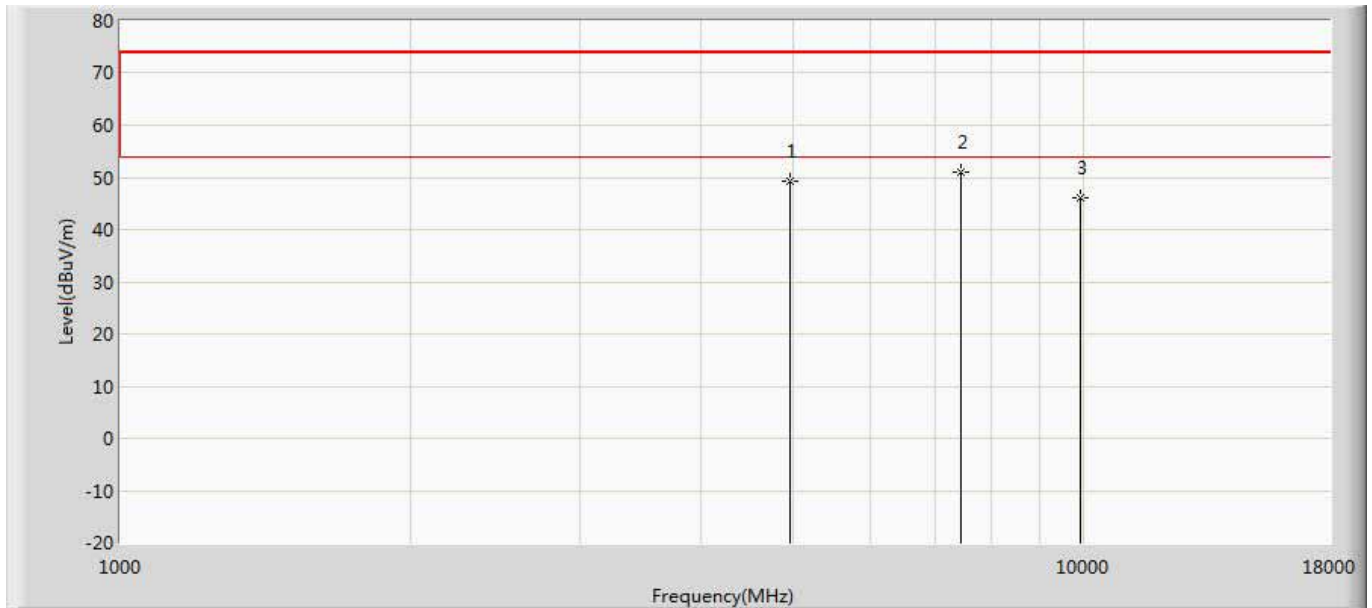
No	Mark	Frequency (MHz)	Measure Level (dBuV/m)	Reading Level (dBuV)	Over Limit (dB)	Limit (dBuV/m)	Factor (dB)	Type
1	*	4884.500	51.940	50.111	-22.060	74.000	1.829	PK
2		7324.000	50.109	44.514	-23.891	74.000	5.595	PK
3		9760.000	46.098	38.979	-27.902	74.000	7.120	PK

Engineer: YULIU	
Site: AC5	Time: 2019/04/15 - 09:43
Limit: FCC_Part15.209_RE(3m)	Margin: 0
Probe: Horn_3117_00167055(1-18GHz)	Polarity: Horizontal
EUT:LED LAMP	Power: AC 120V/60Hz
Note: Mode 3:Transmit at 2440MHz by Coding125	



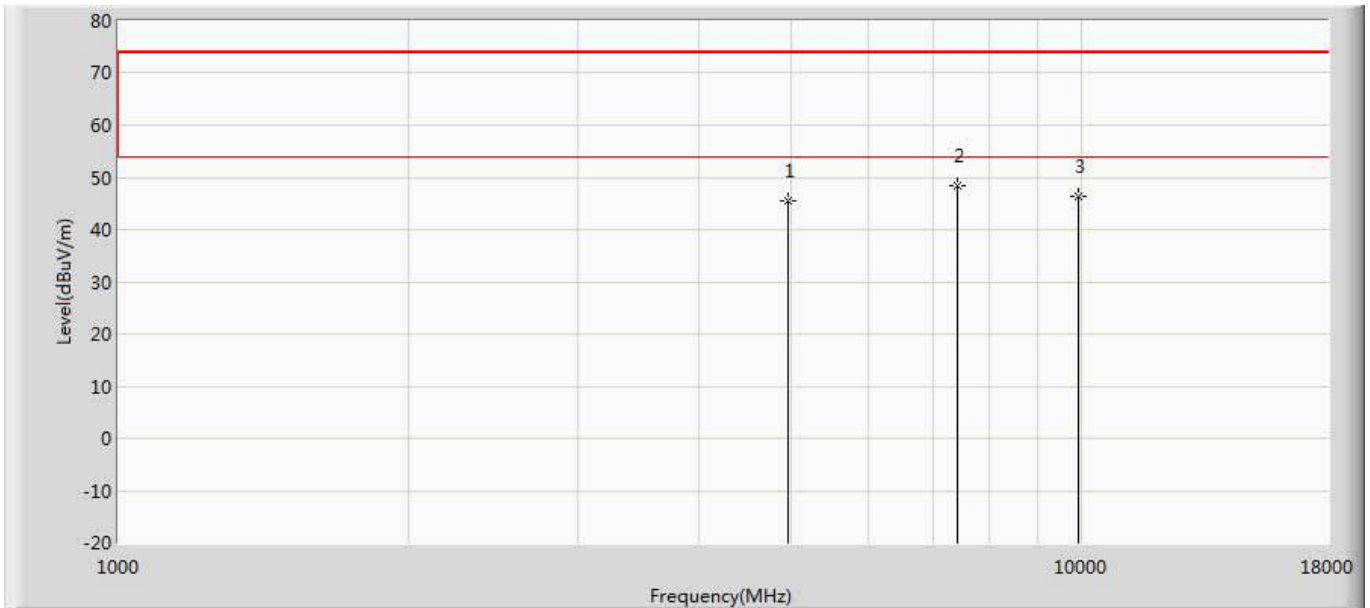
No	Mark	Frequency (MHz)	Measure Level (dBuV/m)	Reading Level (dBuV)	Over Limit (dB)	Limit (dBuV/m)	Factor (dB)	Type
1	*	4876.000	48.463	46.585	-25.537	74.000	1.878	PK
2		7320.000	48.198	42.656	-25.802	74.000	5.542	PK
3		9760.000	47.171	40.052	-26.829	74.000	7.120	PK

Engineer: YULIU	
Site: AC5	Time: 2019/04/15 - 09:43
Limit: FCC_Part15.209_RE(3m)	Margin: 0
Probe: Horn_3117_00167055(1-18GHz)	Polarity: Vertical
EUT:LED LAMP	Power: AC 120V/60Hz
Note: Mode 3:Transmit at 2480MHz by Coding125	



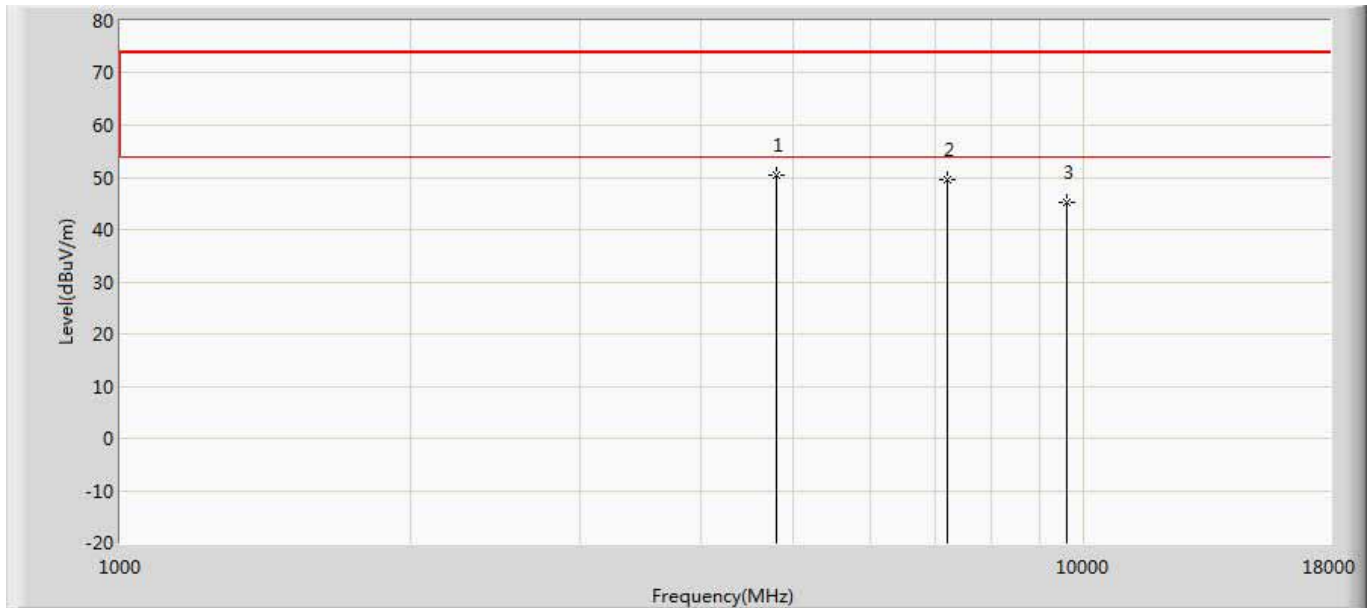
No	Mark	Frequency (MHz)	Measure Level (dBuV/m)	Reading Level (dBuV)	Over Limit (dB)	Limit (dBuV/m)	Factor (dB)	Type
1		4961.000	49.418	47.429	-24.582	74.000	1.989	PK
2	*	7443.000	51.156	45.826	-22.844	74.000	5.330	PK
3		9920.000	45.993	38.904	-28.007	74.000	7.088	PK

Engineer: YULIU	
Site: AC5	Time: 2019/04/15 - 09:43
Limit: FCC_Part15.209_RE(3m)	Margin: 0
Probe: Horn_3117_00167055(1-18GHz)	Polarity: Horizontal
EUT:LED LAMP	Power: AC 120V/60Hz
Note: Mode 3:Transmit at 2480MHz by Coding125	



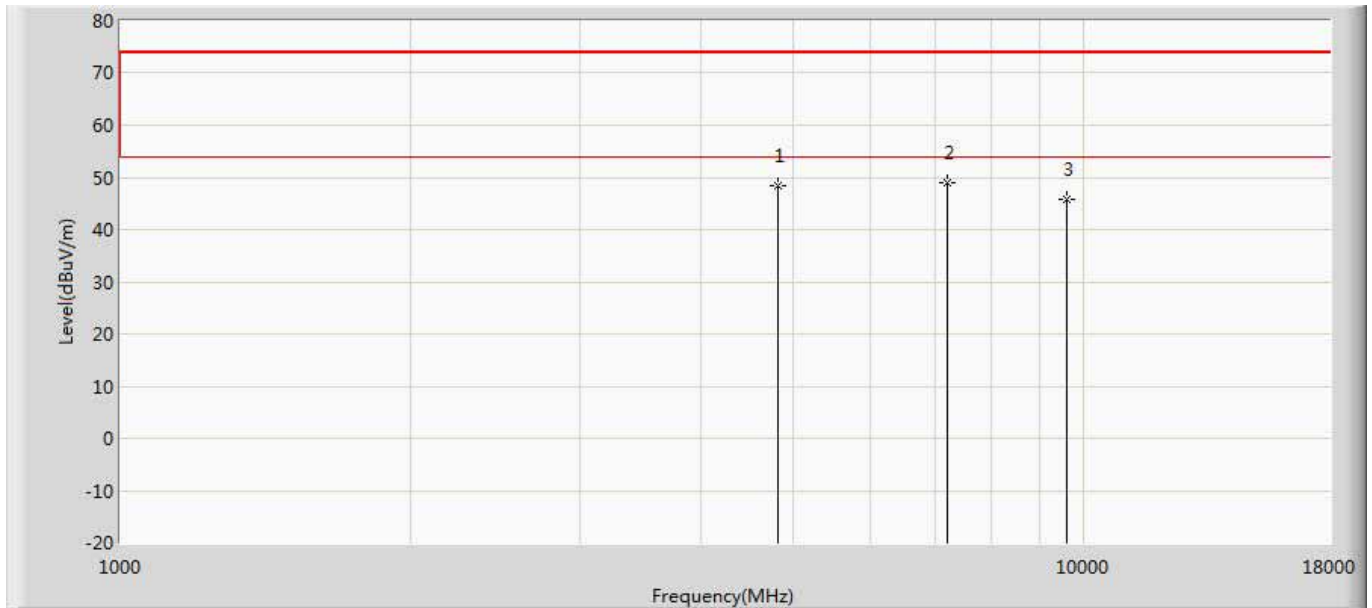
No	Mark	Frequency (MHz)	Measure Level (dBuV/m)	Reading Level (dBuV)	Over Limit (dB)	Limit (dBuV/m)	Factor (dB)	Type
1		4960.000	45.622	43.641	-28.378	74.000	1.981	PK
2	*	7440.000	48.372	43.031	-25.628	74.000	5.341	PK
3		9920.000	46.380	39.291	-27.620	74.000	7.088	PK

Engineer: YULIU	
Site: AC5	Time: 2019/04/15 - 09:43
Limit: FCC_Part15.209_RE(3m)	Margin: 0
Probe: Horn_3117_00167055(1-18GHz)	Polarity: Vertical
EUT:LED LAMP	Power: AC 120V/60Hz
Note: Mode 4:Transmit at 2402MHz by Coding500	



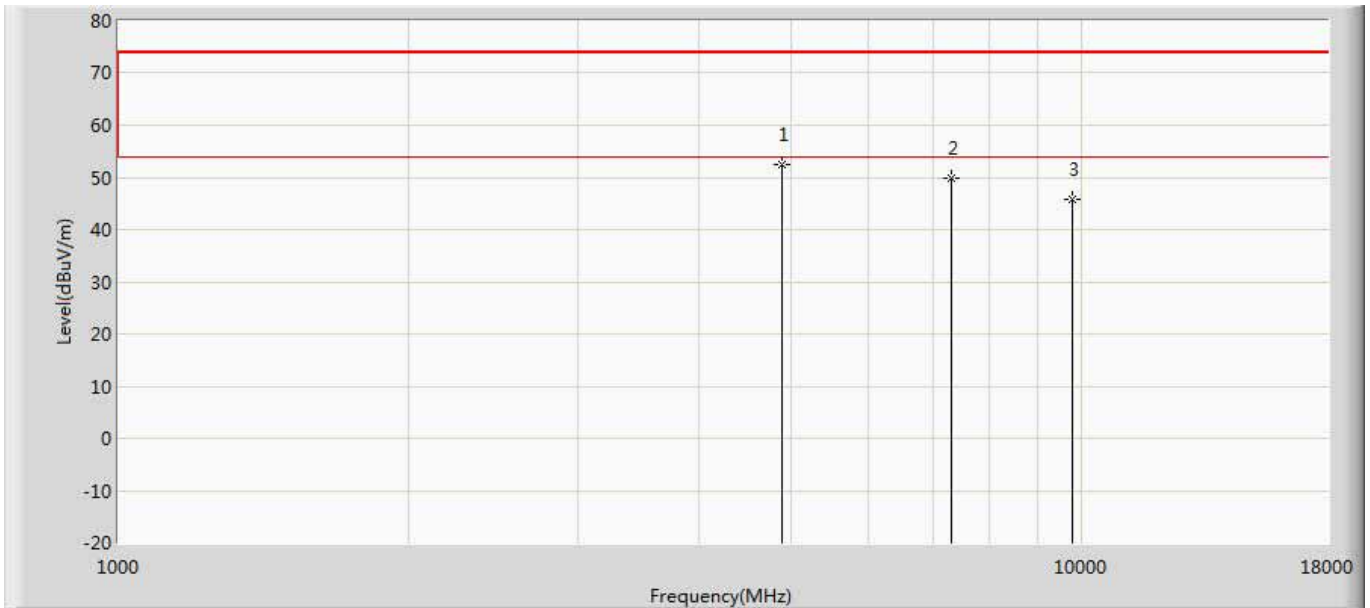
No	Mark	Frequency (MHz)	Measure Level (dBuV/m)	Reading Level (dBuV)	Over Limit (dB)	Limit (dBuV/m)	Factor (dB)	Type
1	*	4799.500	50.338	48.561	-23.662	74.000	1.777	PK
2		7205.000	49.580	44.327	-24.420	74.000	5.253	PK
3		9608.000	45.159	38.290	-28.841	74.000	6.869	PK

Engineer: YULIU	
Site: AC5	Time: 2019/04/15 - 09:43
Limit: FCC_Part15.209_RE(3m)	Margin: 0
Probe: Horn_3117_00167055(1-18GHz)	Polarity: Horizontal
EUT:LED LAMP	Power: AC 120V/60Hz
Note: Mode 4:Transmit at 2402MHz by Coding500	



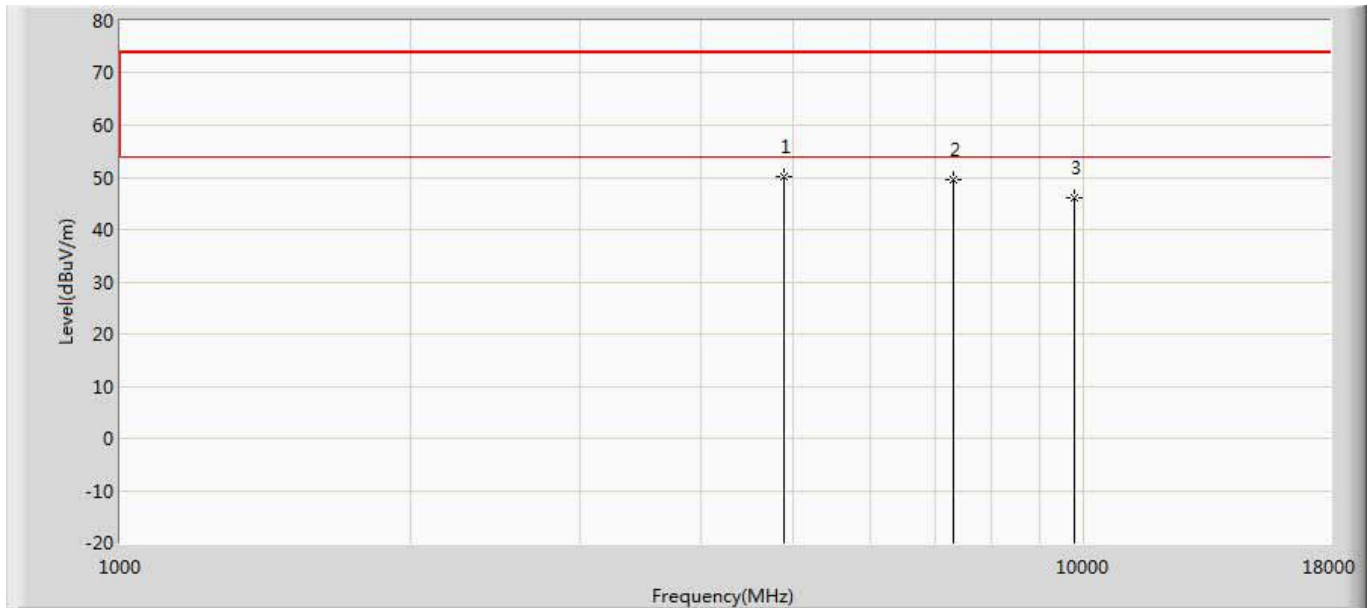
No	Mark	Frequency (MHz)	Measure Level (dBuV/m)	Reading Level (dBuV)	Over Limit (dB)	Limit (dBuV/m)	Factor (dB)	Type
1		4808.000	48.477	46.768	-25.523	74.000	1.709	PK
2	*	7205.000	48.935	43.682	-25.065	74.000	5.253	PK
3		9608.000	45.701	38.832	-28.299	74.000	6.869	PK

Engineer: YULIU	
Site: AC5	Time: 2019/04/15 - 09:43
Limit: FCC_Part15.209_RE(3m)	Margin: 0
Probe: Horn_3117_00167055(1-18GHz)	Polarity: Vertical
EUT:LED LAMP	Power: AC 120V/60Hz
Note: Mode 4:Transmit at 2440MHz by Coding500	



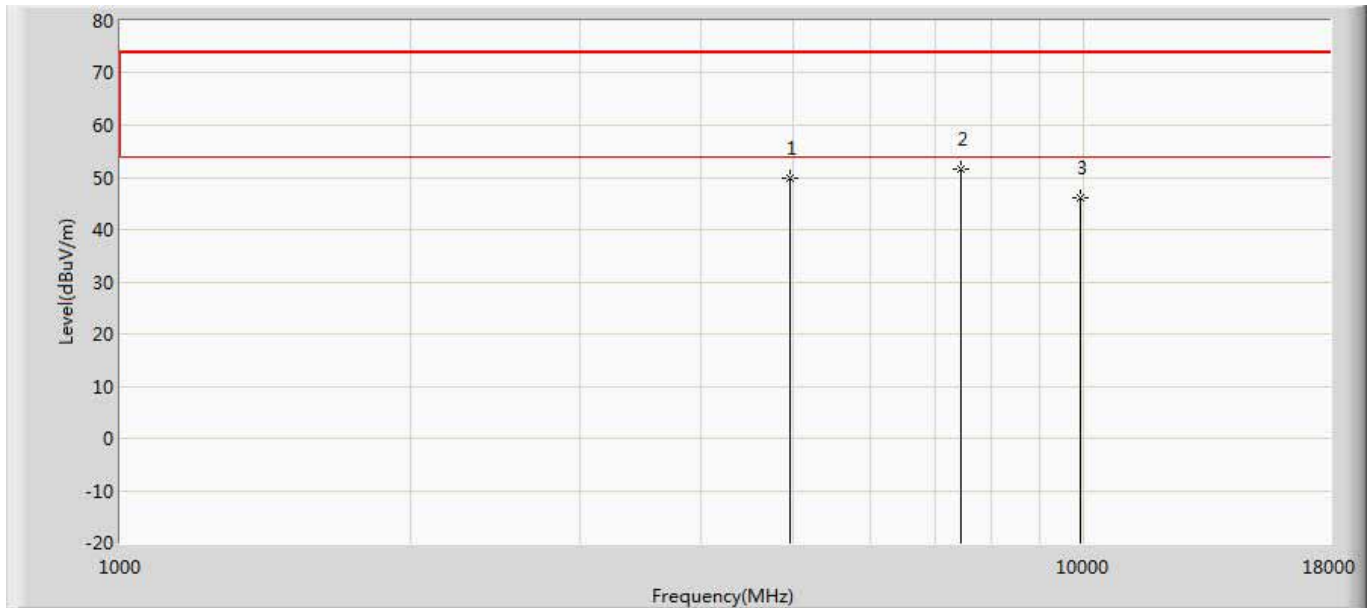
No	Mark	Frequency (MHz)	Measure Level (dBuV/m)	Reading Level (dBuV)	Over Limit (dB)	Limit (dBuV/m)	Factor (dB)	Type
1	*	4876.000	52.601	50.723	-21.399	74.000	1.878	PK
2		7315.500	49.920	44.438	-24.080	74.000	5.482	PK
3		9760.000	45.941	38.822	-28.059	74.000	7.120	PK

Engineer: YULIU	
Site: AC5	Time: 2019/04/15 - 09:43
Limit: FCC_Part15.209_RE(3m)	Margin: 0
Probe: Horn_3117_00167055(1-18GHz)	Polarity: Horizontal
EUT:LED LAMP	Power: AC 120V/60Hz
Note: Mode 4:Transmit at 2440MHz by Coding500	



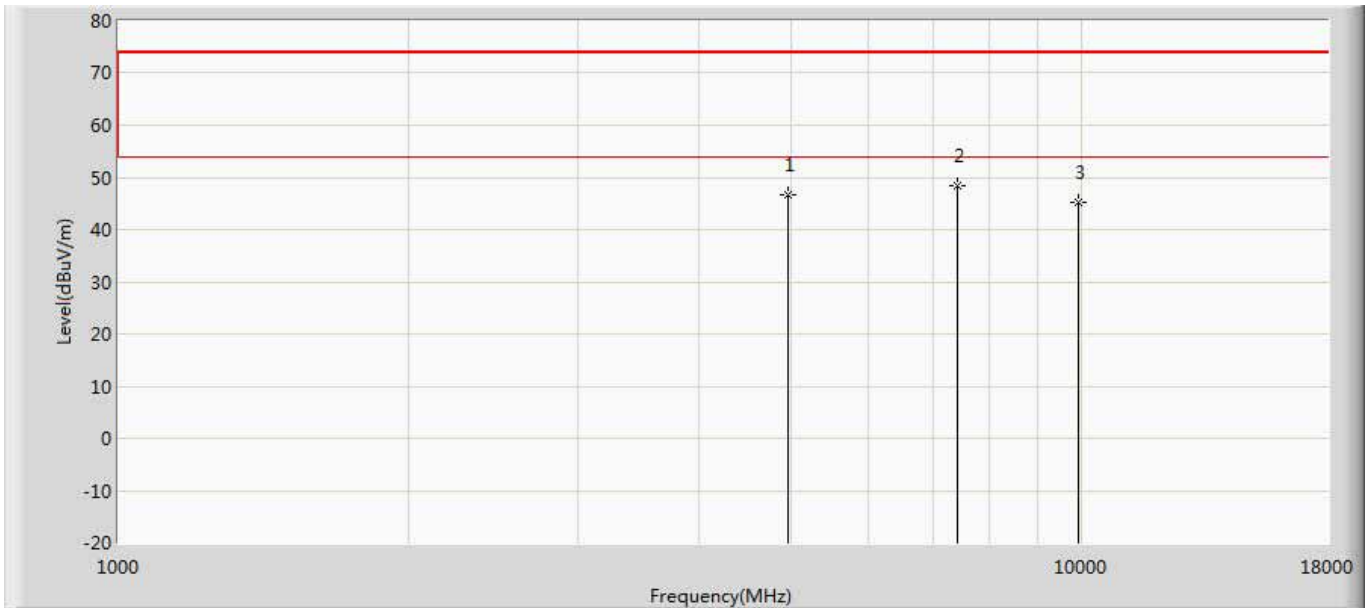
No	Mark	Frequency (MHz)	Measure Level (dBuV/m)	Reading Level (dBuV)	Over Limit (dB)	Limit (dBuV/m)	Factor (dB)	Type
1	*	4876.000	50.115	48.237	-23.885	74.000	1.878	PK
2		7324.000	49.646	44.051	-24.354	74.000	5.595	PK
3		9760.000	46.048	38.929	-27.952	74.000	7.120	PK

Engineer: YULIU	
Site: AC5	Time: 2019/04/15 - 09:43
Limit: FCC_Part15.209_RE(3m)	Margin: 0
Probe: Horn_3117_00167055(1-18GHz)	Polarity: Vertical
EUT:LED LAMP	Power: AC 120V/60Hz
Note: Mode 4:Transmit at 2480MHz by Coding500	



No	Mark	Frequency (MHz)	Measure Level (dBuV/m)	Reading Level (dBuV)	Over Limit (dB)	Limit (dBuV/m)	Factor (dB)	Type
1		4961.000	49.798	47.809	-24.202	74.000	1.989	PK
2	*	7443.000	51.654	46.324	-22.346	74.000	5.330	PK
3		9920.000	46.125	39.036	-27.875	74.000	7.088	PK

Engineer: YULIU	
Site: AC5	Time: 2019/04/15 - 09:43
Limit: FCC_Part15.209_RE(3m)	Margin: 0
Probe: Horn_3117_00167055(1-18GHz)	Polarity: Horizontal
EUT:LED LAMP	Power: AC 120V/60Hz
Note: Mode 4:Transmit at 2480MHz by Coding500	



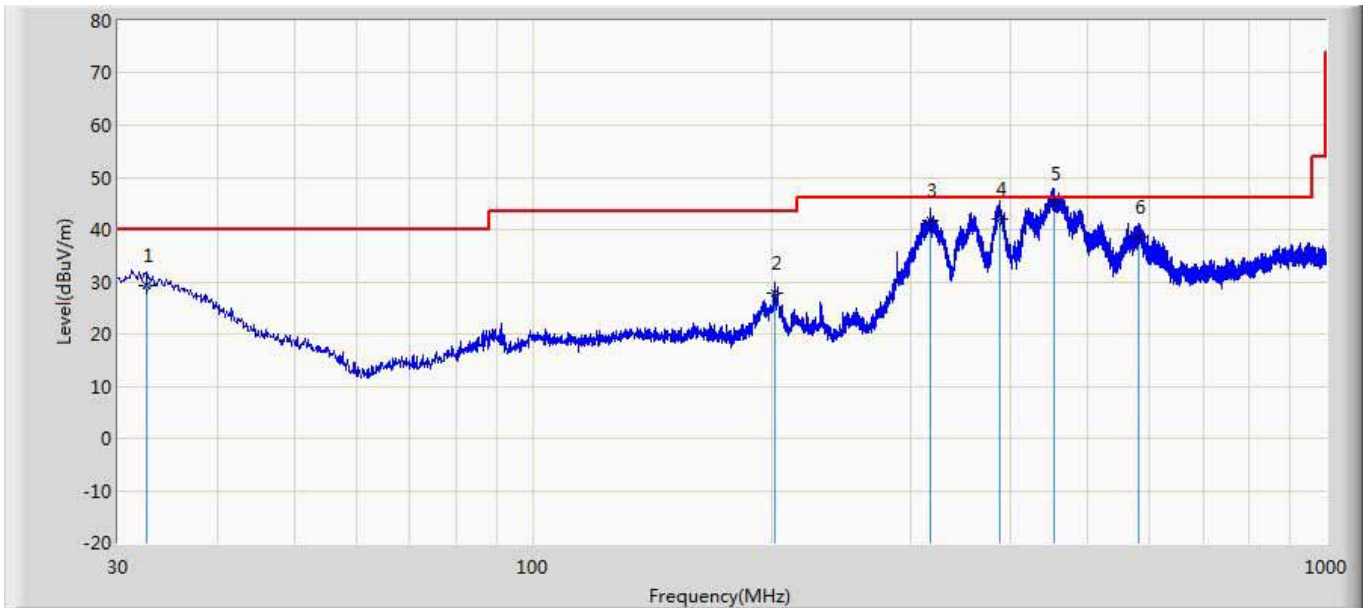
No	Mark	Frequency (MHz)	Measure Level (dBuV/m)	Reading Level (dBuV)	Over Limit (dB)	Limit (dBuV/m)	Factor (dB)	Type
1		4960.000	46.703	44.722	-27.297	74.000	1.981	PK
2	*	7440.000	48.349	43.008	-25.651	74.000	5.341	PK
3		9920.000	45.356	38.267	-28.644	74.000	7.088	PK

Note:

1. Measured Level = Reading Level + Factor.
2. The test frequency range, 9kHz~30MHz, 18GHz~26GHz, both of the worst case are at least 20dB below the limits, therefore no data appear in the report.
3. This limit applies for using average detector, if the test result on peak is lower than average limit, then average measurement needn't be performed.
4. As the radiated emission was performed, so conducted emission was not tested.
5. We have evaluated each mode, shown in the report is BLE mode which is worst data.

The worst case of Radiated Emission below 1GHz:

Engineer: LiuYu	
Site: AC2	Time: 2019/04/03 - 15:23
Limit: FCC_Part15.109_RE(3m)_ClassB	Margin: 0
Probe: AC2_3M(30-1000M)	Polarity: Horizontal
EUT: LED LAMP	Power: AC 120V/60Hz
Note: Mode 1	

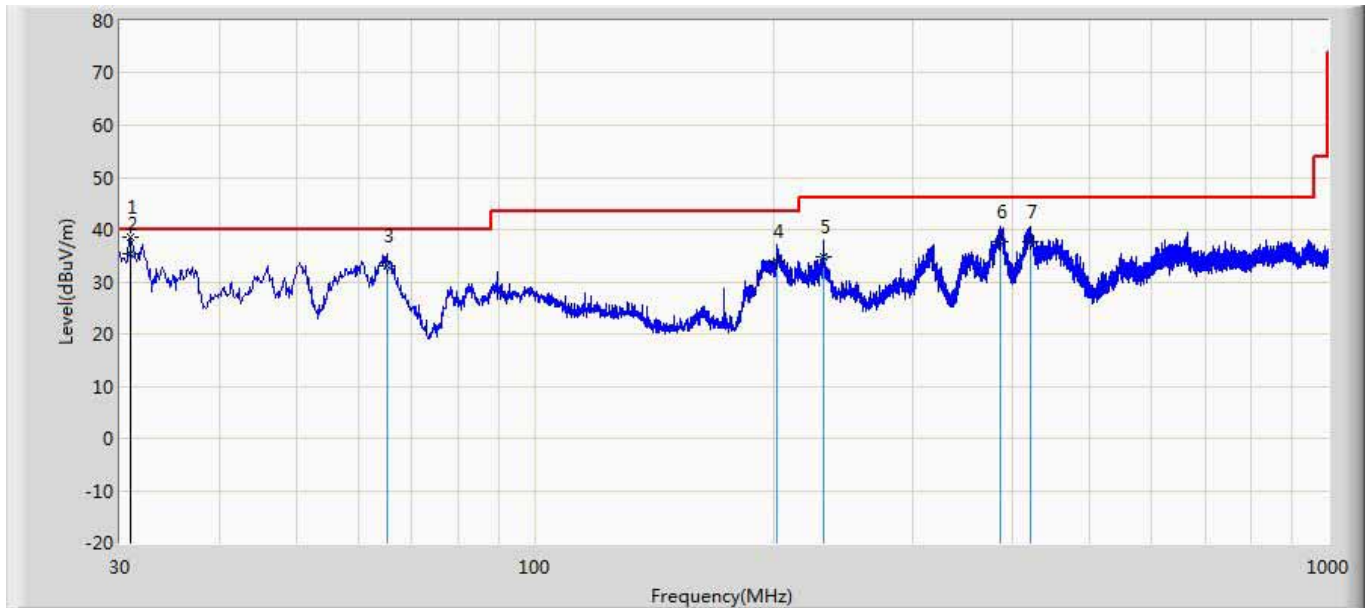


No	Mark	Frequency (MHz)	Measure Level (dBuV/m)	Reading Level (dBuV)	Over Limit (dB)	Limit (dBuV/m)	Factor (dB)	Ant Pos (cm)	Table Pos (deg)	Type
1		32.546	29.149	1.774	-10.851	40.000	27.375	125	48	QP
2		201.690	27.814	9.973	-15.686	43.500	17.841	108	128	QP
3		316.756	41.773	20.893	-4.227	46.000	20.880	188	264	QP
4		387.809	42.154	17.364	-3.846	46.000	24.790	183	115	QP
5	*	453.526	44.898	17.714	-1.102	46.000	27.184	190	228	QP
6		581.930	38.621	9.930	-7.379	46.000	28.691	174	355	QP

Note:

1. All Readings below 1GHz are Quasi-Peak, above are performed with peak and/or average measurements as necessary.
2. " * ", means this data is the worst emission level.
3. Measurement Level = Reading Level + Factor(Probe+Cable-Amp).

Engineer: LiuYu	
Site: AC2	Time: 2019/04/03 - 18:23
Limit: FCC_Part15.109_RE(3m)_ClassB	Margin: 0
Probe: AC2_3M(30-1000M)	Polarity: Vertical
EUT: LED LAMP	Power: AC 120V/60Hz
Note: Mode 1	



No	Mark	Frequency (MHz)	Measure Level (dBuV/m)	Reading Level (dBuV)	Over Limit (dB)	Limit (dBuV/m)	Factor (dB)	Ant Pos (cm)	Table Pos (deg)	Type
1	*	30.970	38.604	14.586	-1.396	40.000	24.018	0	0	PK
2		30.970	35.472	11.454	-4.528	40.000	24.018	145	360	QP
3		65.041	32.955	16.896	-7.045	40.000	16.060	132	267	QP
4		202.296	33.978	10.377	-9.522	43.500	23.600	188	39	QP
5		231.275	34.795	12.089	-11.205	46.000	22.706	138	246	QP
6		387.081	37.552	13.764	-8.448	46.000	23.788	169	245	QP
7		421.152	37.679	11.029	-8.321	46.000	26.650	166	294	QP

Note:

1. All Readings below 1GHz are Quasi-Peak, above are performed with peak and/or average measurements as necessary.
2. " * ", means this data is the worst emission level.
3. Measurement Level = Reading Level + Factor(Probe+Cable-Amp).

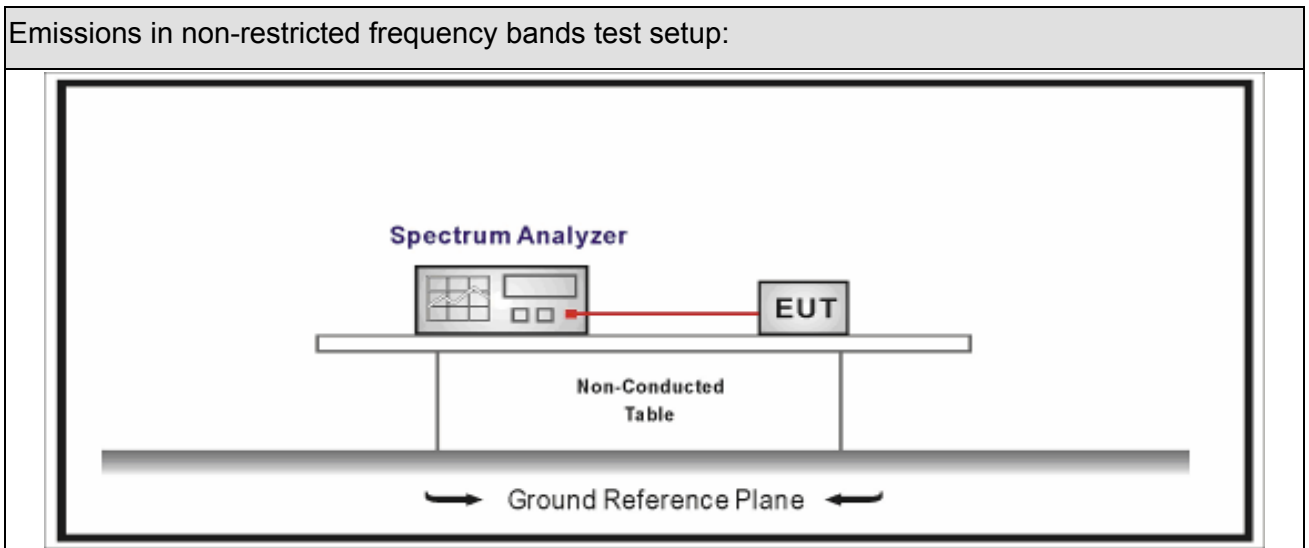
5. Emissions in non-restricted frequency bands

5.1. Test Equipment

Emissions in non-restricted frequency bands / TR-8					
Instrument	Manufacturer	Type No.	Serial No.	Cal. Date	Cal. Due Date
Spectrum Analyzer	Agilent	N9010A	MY48030494	2019.02.04	2020.02.03
EXA Spectrum Analyzer	Keysight	N9010A	MY55370495	2018.04.09	2019.04.08
MXA Signal Analyzer	Keysight	N9020A	MY56060147	2018.04.09	2019.04.08
Temperature/Humidity Meter	zhichen	ZC1-2	TR8-TH	2018.04.10	2019.04.09

Note: All equipment is calibrated with traceable calibrations. Each calibration is traceable to the national or international standards.

5.2. Test Setup




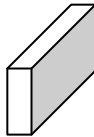


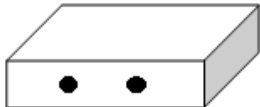
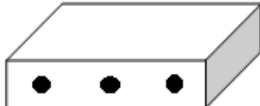
5.3. Limit

Un-Restricted Band Emissions Limit	
RF Output power (Detection methods)	Limit(dB)
RF Output power(Average detector)	30c(Note1)
RF Output power(PK detector)	20c(Note2)
<p>Note 1: If maximum conducted (average) output power was used to demonstrate compliance as described in 9.2, then the peak power in any 100 kHz bandwidth outside of the authorized frequency band shall be attenuated by at least 30 dB relative to the maximum in-band peak PSD level in 100 kHz (i.e., 30 dBc).</p> <p>Note 2: If the maximum peak conducted output power procedure was used, then the peak output power measured in any 100 kHz bandwidth outside of the authorized frequency band shall be attenuated by at least 20 dB relative to the maximum in-band peak PSD level in 100 kHz (i.e., 20 dBc).</p>	

5.4. Test Procedure

Test Method			
	References Rule	Chapter	Description
<input checked="" type="checkbox"/>	ANSI C63.10	11.11	Emissions in non-restricted frequency bands
	<input checked="" type="checkbox"/> ANSI C63.10	11.11.2	Reference level measurement
	<input checked="" type="checkbox"/> ANSI C63.10	11.11.3	Emission level measurement
<input type="checkbox"/>	ANSI C63.10	11.12	Emissions in restricted frequency bands
	<input type="checkbox"/> ANSI C63.10	11.12.1	Radiated emission measurements
	<input type="checkbox"/> ANSI C63.10	11.12.2.7	Radiated spurious emission test
<input type="checkbox"/>	ANSI C63.10	6.4	Radiated emissions from unlicensed wireless devices below 30 MHz
<input type="checkbox"/>	ANSI C63.10	6.5	Radiated emissions from unlicensed wireless devices in the frequency range of 30 MHz to 1000 MHz
<input type="checkbox"/>	ANSI C63.10	6.6	Radiated emissions from unlicensed wireless devices above 1 GHz
	<input type="checkbox"/> ANSI C63.10	11.12.2	Antenna-port conducted measurements
	<input type="checkbox"/> ANSI C63.10	11.12.2.3	Quasi-peak measurement procedure
	<input type="checkbox"/> ANSI C63.10	11.12.2.4	Peak power measurement procedure
	<input type="checkbox"/> ANSI C63.10	11.12.2.5	Average power measurement procedures
	<input type="checkbox"/> ANSI C63.10	11.12.2.5.1	Trace averaging with continuous EUT transmission at full power
	<input type="checkbox"/> ANSI C63.10	11.12.2.5.2	Trace averaging across ON and OFF times of the EUT transmissions followed by duty cycle correction
	<input type="checkbox"/> ANSI C63.10	11.12.2.5.3	Reduced VBW averaging across ON and OFF times of the EUT transmissions with max hold

5.5. EUT test Axis definition

Item	Emissions in non-restricted frequency bands			
Device Category	<input type="checkbox"/>	Fixed point-to-point		
	<input type="checkbox"/>	Emit multiple directional beams, simultaneously or sequentially		
	<input checked="" type="checkbox"/>	Other cases		
Test mode	Mode 1-3			
Test method	<input type="checkbox"/>	Radiated		
		X Axis	Y Axis	Z Axis
				
		Worst Axis <input type="checkbox"/>	Worst Axis <input type="checkbox"/>	Worst Axis <input type="checkbox"/>
	<input checked="" type="checkbox"/>	Conducted		
	<input checked="" type="checkbox"/>	Chain 1		
				
	<input type="checkbox"/>	Chain 1	Chain 2	
				
	<input type="checkbox"/>	Chain 1	Chain 2	Chain 3
				

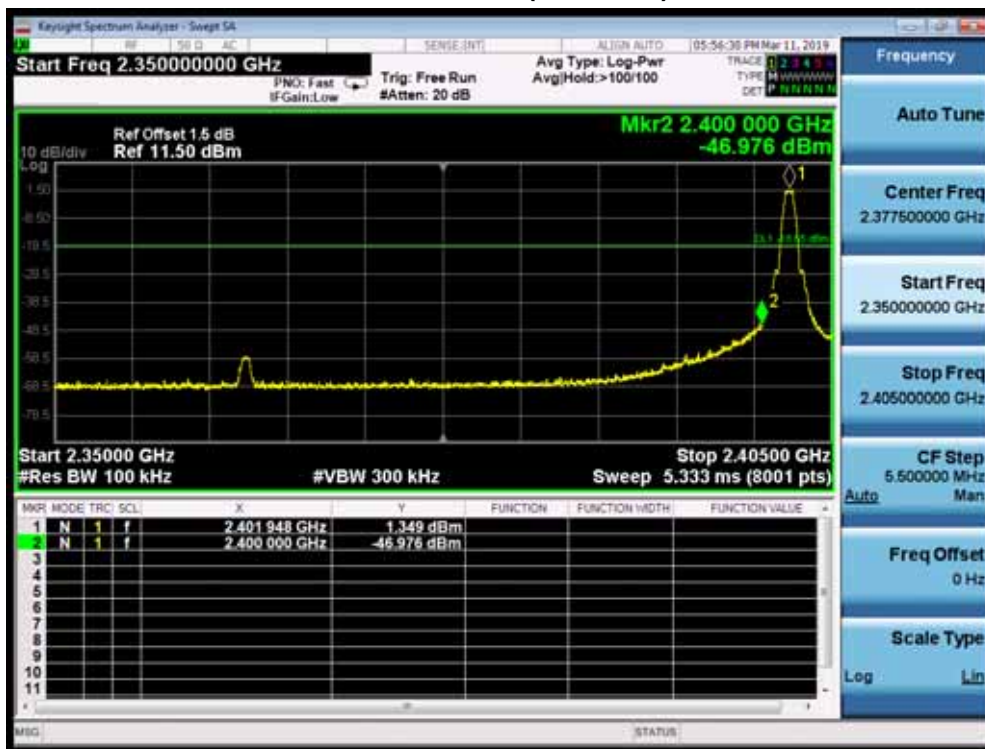
5.6. Test Result

Product Name	: LED lamp	Test Voltage	: AC 120V/60Hz
Test Mode	: Mode 1	Test Site	: TR-8
Test Date	: 2019.03.15	Test Engineer	: Simon

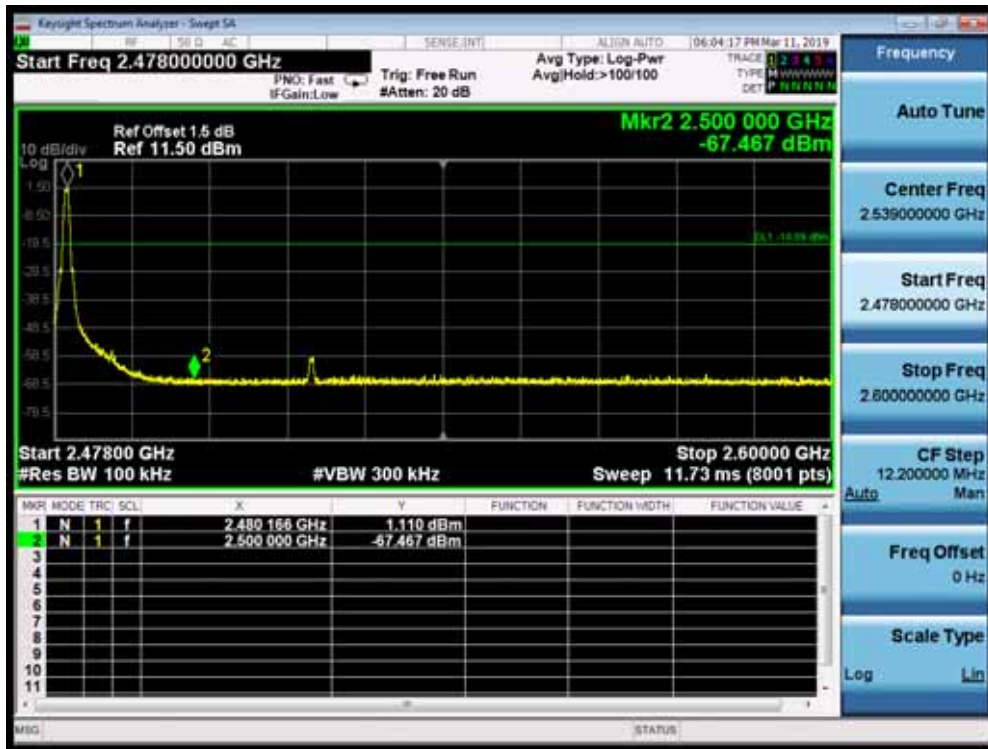
Mode	Channel	Test Frequency (MHz)	In-Band PSD[a] (dBm/100kHz)	Frequency (MHz)	Out-Band PSD[b] (dBm/100kHz)	[a]-[b] (dB)	Limit (dB)	Result
1	00	2402	1.349	2400.00	-46.976	48.325	>20	Pass
1	39	2480	1.110	2500.00	-67.467	68.577	>20	Pass

Note : We have evaluated each mode ,shown in the report is BLE mode which is the worst data.

Mode 1 CH00 (2402MHz)



Mode 1 CH39 (2480MHz)

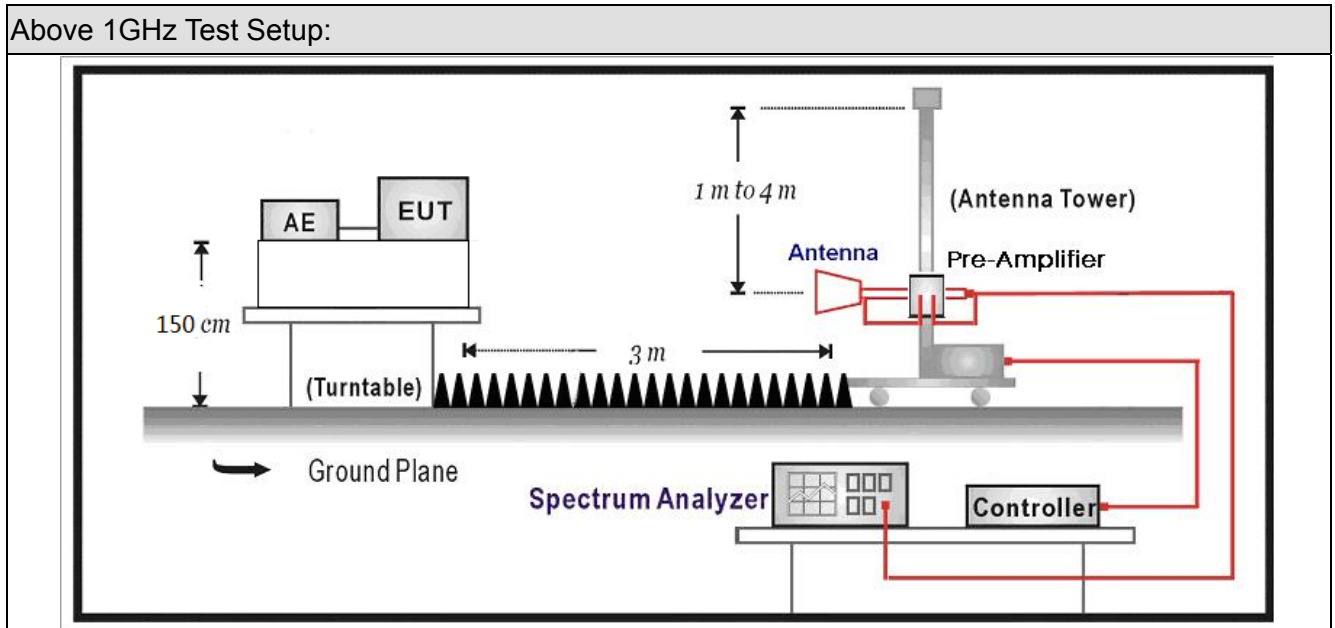


6. Radiated Emission Band Edge

6.1. Test Equipment

Radiated Emission(Above 1GHz) / AC-5					
Instrument	Manufacturer	Type No.	Serial No.	Cal. Date	Cal. Due Date
EMI Receiver	Agilent	N9038A	MY51210196	2018.07.16	2019.07.15
Pre-Amplifier	Miteq	NSP1800-25	1364185	2018.05.03	2019.05.02
DRG Horn Antenna	ETS-Lindgren	3117	00167055	2018.07.12	2019.07.11
Broad-Band Horn Antenna	Schwarzbeck	BBHA9170	294	2018.09.18	2019.09.17
Coaxial Cable	Huber+Suhner	SUCOFLEX 106	AC5-C1	2019.02.28	2020.02.27
Coaxial Cable	Huber+Suhner	SUCOFLEX 106	AC5-C2	2019.02.28	2020.02.27
Temperature/Humidity Meter	Zhichen	ZC1-2	AC5-TH	2019.01.05	2020.01.04

6.2. Test Setup



6.3. Limit


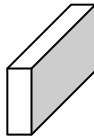

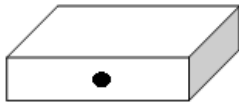


Band edge Limit				
Frequency bands (MHz)	Detector	Limit (dB μ V/m)	RBW (MHz)	Distance (m)
2310-2390	PK	74	1	3
2483.5-2500	AV	54	1	3

Note: The field strength of emissions appearing within these frequency bands shall not exceed the limits.

6.4. Test Procedure

Test Method			
	References Rule	Chapter	Description
<input checked="" type="checkbox"/>	ANSI C63.10	6.10	Band-edge testing
	<input checked="" type="checkbox"/> ANSI C63.10	6.10.5	Restricted-band band-edge measurements
	<input type="checkbox"/> ANSI C63.10	6.10.6	Marker-delta method
<input checked="" type="checkbox"/>	ANSI C63.10	11.12	Emissions in restricted frequency bands
	<input checked="" type="checkbox"/> ANSI C63.10	11.12.1	Radiated emission measurements
	<input checked="" type="checkbox"/> ANSI C63.10	11.12.2.7	Radiated spurious emission test
<input type="checkbox"/>	ANSI C63.10	6.4	Radiated emissions from unlicensed wireless devices below 30 MHz
<input type="checkbox"/>	ANSI C63.10	6.5	Radiated emissions from unlicensed wireless devices in the frequency range of 30 MHz to 1000 MHz
<input checked="" type="checkbox"/>	ANSI C63.10	6.6	Radiated emissions from unlicensed wireless devices above 1 GHz
	<input type="checkbox"/> ANSI C63.10	11.12.2.3	Quasi-peak measurement procedure
	<input checked="" type="checkbox"/> ANSI C63.10	11.12.2.4	Peak power measurement procedure
	<input checked="" type="checkbox"/> ANSI C63.10	11.12.2.5	Average power measurement procedures
	<input type="checkbox"/> ANSI C63.10	11.12.2.5.1	Trace averaging with continuous EUT transmission at full power
	<input type="checkbox"/> ANSI C63.10	11.12.2.5.2	Trace averaging across ON and OFF times of the EUT transmissions followed by duty cycle correction
	<input checked="" type="checkbox"/> ANSI C63.10	11.12.2.5.3	Reduced VBW averaging across ON and OFF times of the EUT transmissions with max hold

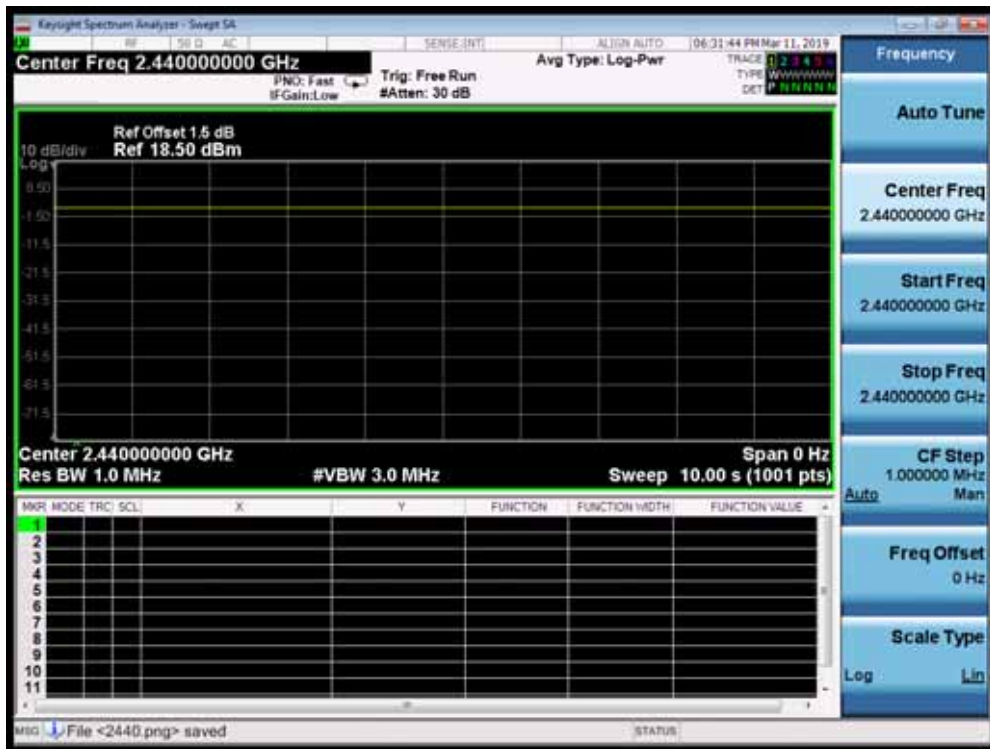
6.5. EUT test definition

Item	Radiated Emission Band Edge			
Device Category	<input type="checkbox"/>	Fixed point-to-point		
	<input type="checkbox"/>	Emit multiple directional beams, simultaneously or sequentially		
	<input checked="" type="checkbox"/>	Other cases		
Test mode	Mode 1~3			
Test method	<input checked="" type="checkbox"/>	Radiated		
		X Axis	Y Axis	Z Axis
				
		Worst Axis <input checked="" type="checkbox"/>	Worst Axis <input type="checkbox"/>	Worst Axis <input type="checkbox"/>
	<input type="checkbox"/>	Conducted		
	<input type="checkbox"/>	Chain 1		
				
	<input type="checkbox"/>	Chain 1	Chain 2	
				
	<input type="checkbox"/>	Chain 1	Chain 2	Chain 3
				

6.6. Duty Cycle

Test Mode	Tx On (ms)	Tx Off (ms)	Reduced VBW (Hz)	Tx On + Tx Off (ms)	Duty Cycle
Mode 1	N/A	N/A	10	N/A	100%

Mode 1



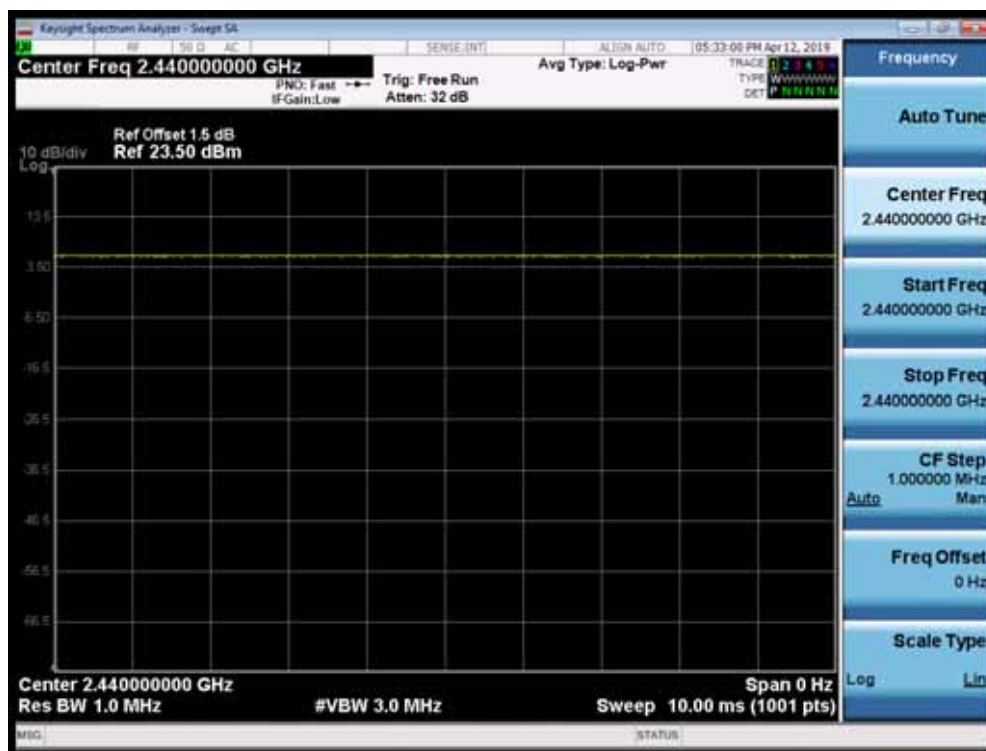
Test Mode	Tx On (ms)	Tx Off (ms)	Reduced VBW (Hz)	Tx On + Tx Off (ms)	Duty Cycle
Mode 2	N/A	N/A	10	N/A	100%

Mode 2



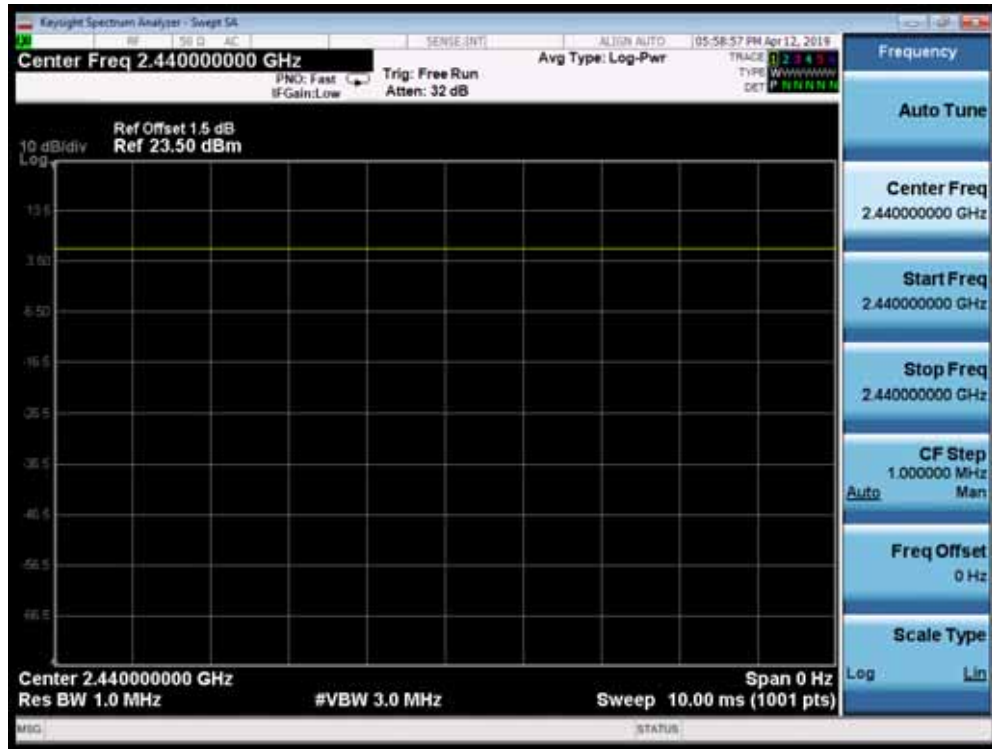
Test Mode	Tx On (ms)	Tx Off (ms)	Reduced VBW (Hz)	Tx On + Tx Off (ms)	Duty Cycle
Mode 3	N/A	N/A	10	N/A	100%

Mode 3



Test Mode	Tx On (ms)	Tx Off (ms)	Reduced VBW (Hz)	Tx On + Tx Off (ms)	Duty Cycle
Mode 4	N/A	N/A	10	N/A	100%

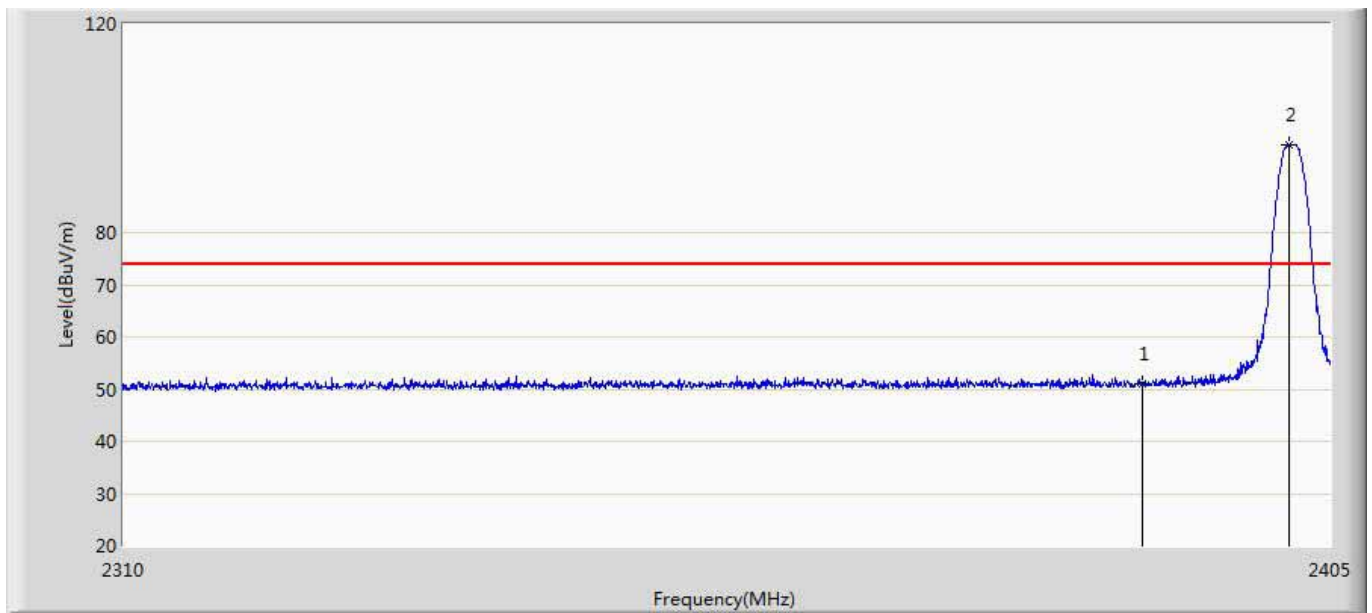
Mode 4



6.7. Test Result

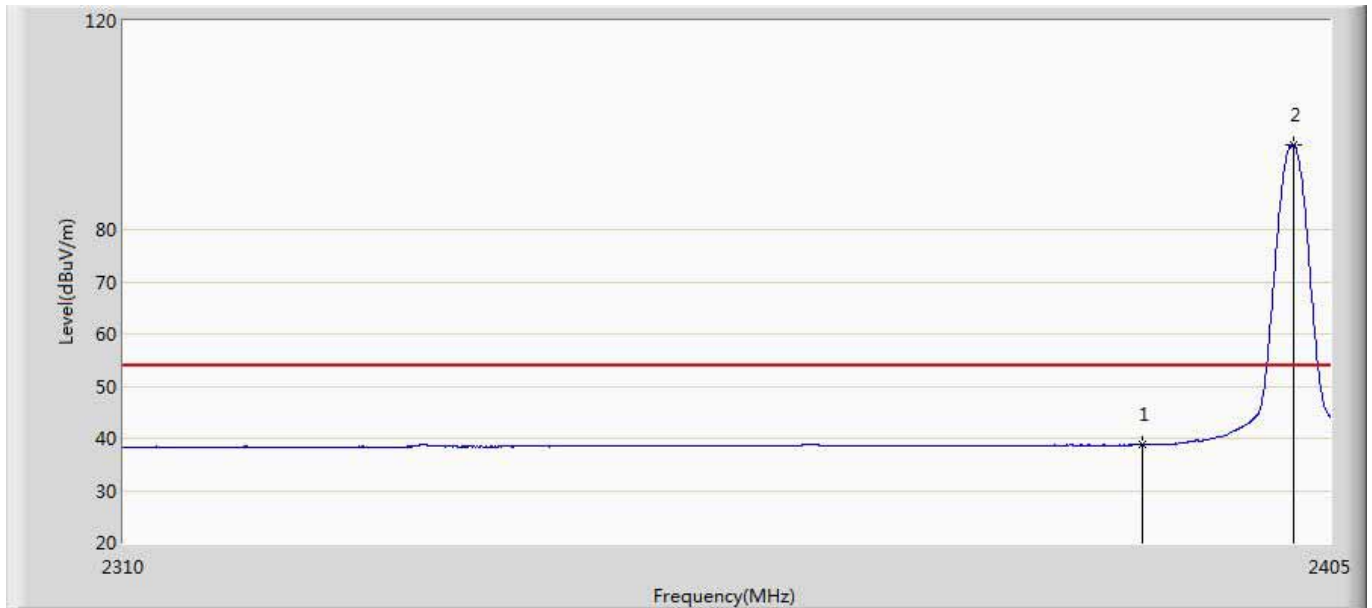
Muruta :

Engineer: YULIU	
Site: AC5	Time: 2019/03/08 - 15:56
Limit: FCC_Part15.209_RE(3m)	Margin: 0
Probe: Horn_3117_00167055(1-18GHz)	Polarity: Vertical
EUT: LED LAMP:	Power: AC 120V/60Hz
Note: Mode1:Transmit at 2402Mhz by BLE	



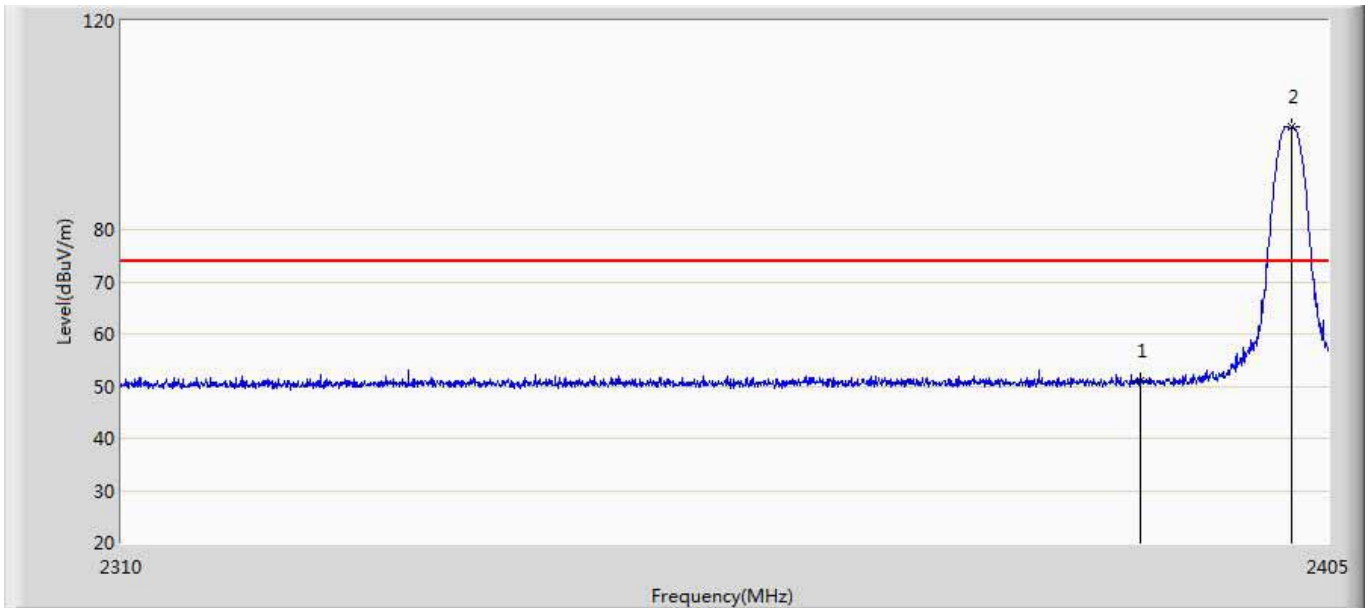
No	Mark	Frequency (MHz)	Measure Level (dBuV/m)	Reading Level (dBuV)	Over Limit (dB)	Limit (dBuV/m)	Factor (dB)	Type
1		2390.000	51.157	15.475	-22.843	74.000	35.682	PK
2	*	2401.770	96.865	61.153	22.865	74.000	35.712	PK

Engineer: YULIU	
Site: AC5	Time: 2019/03/20 - 17:31
Limit: FCC_Part15.209_RE(3m)	Margin: 0
Probe: Horn_3117_00167055(1-18GHz)	Polarity: Vertical
EUT: LED LAMP:	Power: AC 120V/60Hz
Note: Mode1:Transmit at 2402Mhz by BLE	



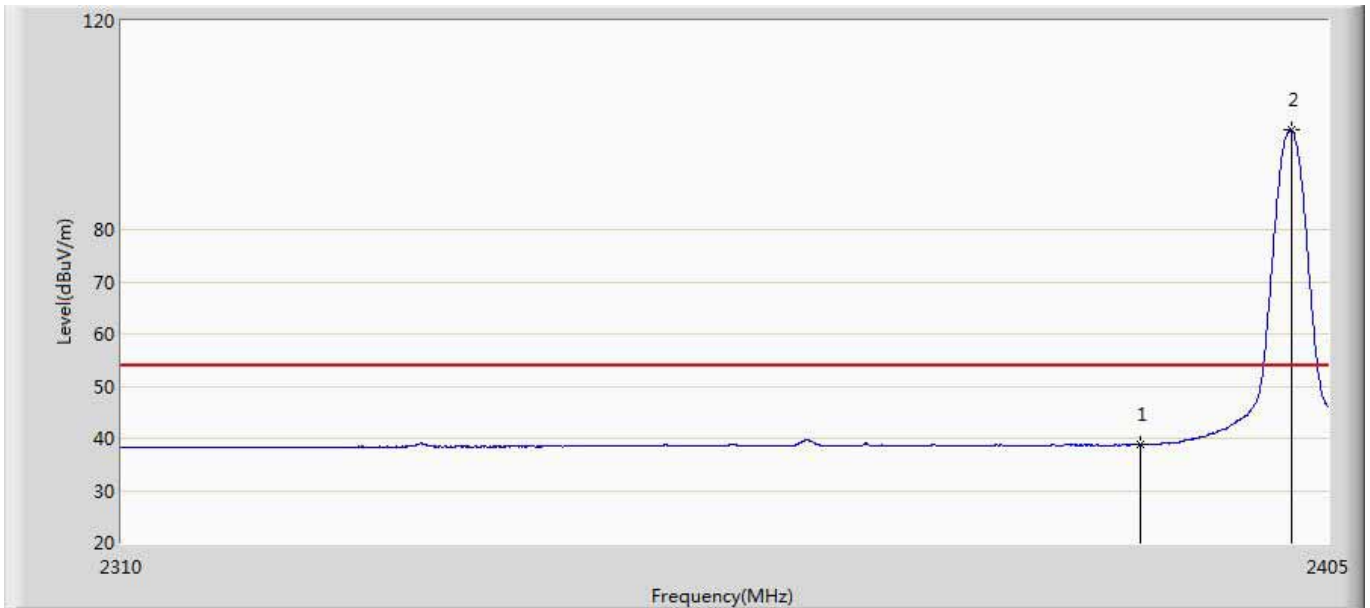
No	Mark	Frequency (MHz)	Measure Level (dBuV/m)	Reading Level (dBuV)	Over Limit (dB)	Limit (dBuV/m)	Factor (dB)	Type
1		2390.000	38.799	3.117	-15.201	54.000	35.682	AV
2	*	2402.055	96.295	60.582	42.295	54.000	35.712	AV

Engineer: YULIU	
Site: AC5	Time: 2019/03/20 - 17:34
Limit: FCC_Part15.209_RE(3m)	Margin: 0
Probe: Horn_3117_00167055(1-18GHz)	Polarity: Horizontal
EUT: LED LAMP:	Power: AC 120V/60Hz
Note: Mode1:Transmit at 2402Mhz by BLE	



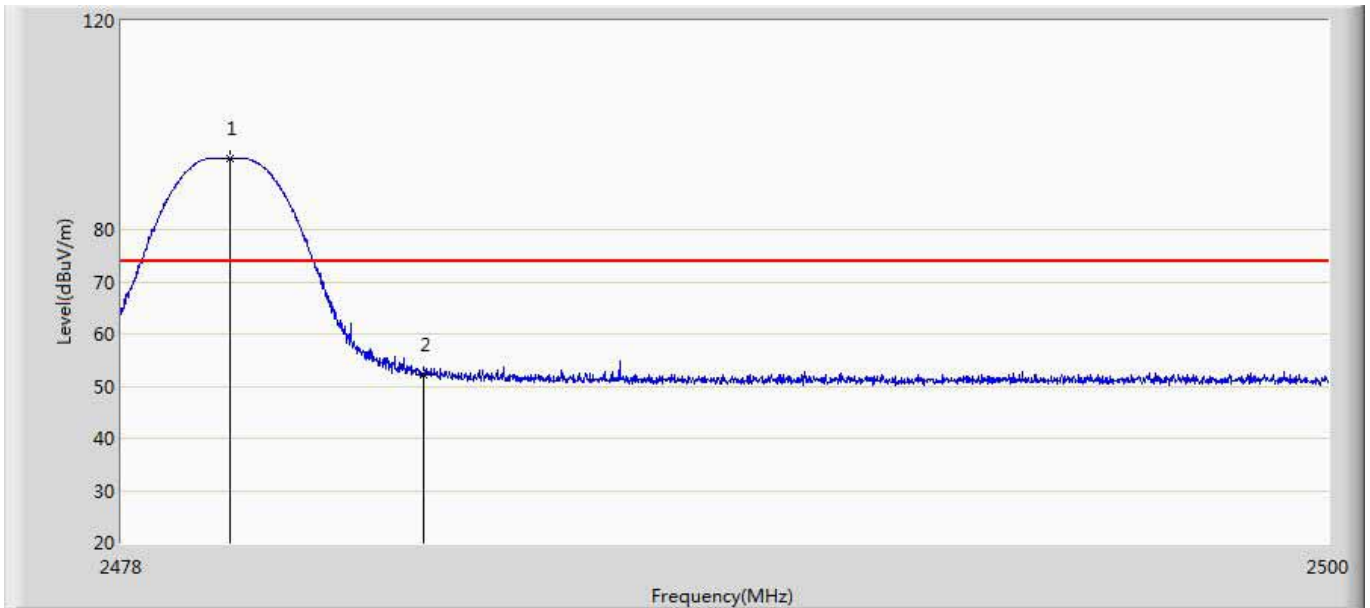
No	Mark	Frequency (MHz)	Measure Level (dBuV/m)	Reading Level (dBuV)	Over Limit (dB)	Limit (dBuV/m)	Factor (dB)	Type
1		2390.000	50.954	15.272	-23.046	74.000	35.682	PK
2	*	2402.055	99.590	63.877	25.590	74.000	35.712	PK

Engineer: YULIU	
Site: AC5	Time: 2019/03/20 - 17:36
Limit: FCC_Part15.209_RE(3m)	Margin: 0
Probe: Horn_3117_00167055(1-18GHz)	Polarity: Horizontal
EUT: LED LAMP:	Power: AC 120V/60Hz
Note: Mode1:Transmit at 2402Mhz by BLE	



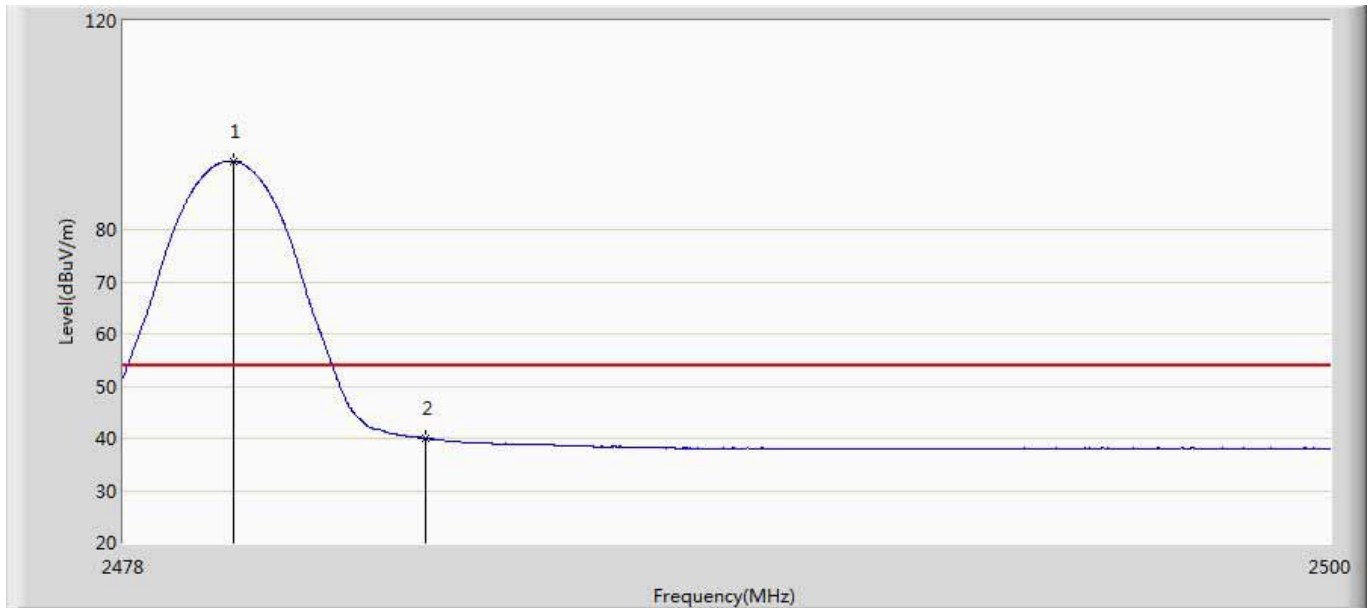
No	Mark	Frequency (MHz)	Measure Level (dBuV/m)	Reading Level (dBuV)	Over Limit (dB)	Limit (dBuV/m)	Factor (dB)	Type
1		2390.000	38.790	3.108	-15.210	54.000	35.682	AV
2	*	2402.055	99.106	63.393	45.106	54.000	35.712	AV

Engineer: YULIU	
Site: AC5	Time: 2019/03/20 - 17:38
Limit: FCC_Part15.209_RE(3m)	Margin: 0
Probe: Horn_3117_00167055(1-18GHz)	Polarity: Vertical
EUT: LED LAMP:	Power: AC 120V/60Hz
Note: Mode1:Transmit at 2480Mhz by BLE	



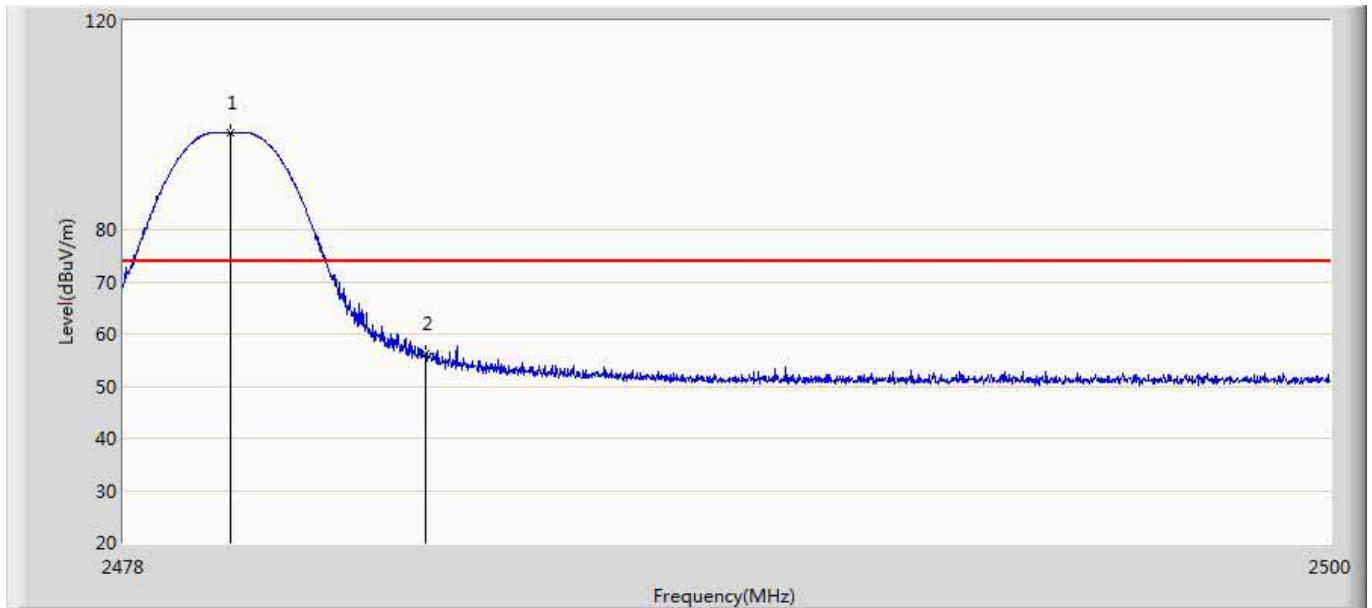
No	Mark	Frequency (MHz)	Measure Level (dBuV/m)	Reading Level (dBuV)	Over Limit (dB)	Limit (dBuV/m)	Factor (dB)	Type
1	*	2479.980	93.576	57.710	19.576	74.000	35.866	PK
2		2483.500	52.136	16.244	-21.864	74.000	35.891	PK

Engineer: YULIU	
Site: AC5	Time: 2019/03/20 - 17:40
Limit: FCC_Part15.209_RE(3m)	Margin: 0
Probe: Horn_3117_00167055(1-18GHz)	Polarity: Vertical
EUT: LED LAMP:	Power: AC 120V/60Hz
Note: Mode1:Transmit at 2480Mhz by BLE	



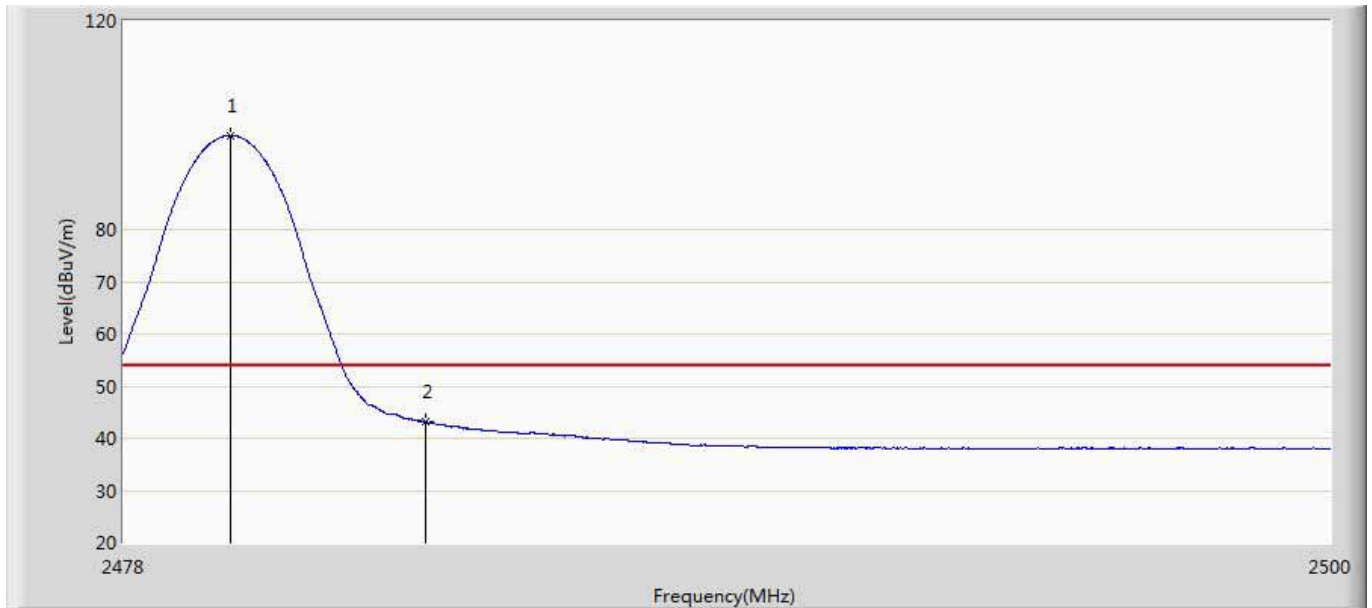
No	Mark	Frequency (MHz)	Measure Level (dBuV/m)	Reading Level (dBuV)	Over Limit (dB)	Limit (dBuV/m)	Factor (dB)	Type
1	*	2480.013	93.084	57.218	39.084	54.000	35.866	AV
2		2483.500	39.950	4.058	-14.050	54.000	35.891	AV

Engineer: YULIU	
Site: AC5	Time: 2019/03/20 - 17:43
Limit: FCC_Part15.209_RE(3m)	Margin: 0
Probe: Horn_3117_00167055(1-18GHz)	Polarity: Horizontal
EUT: LED LAMP:	Power: AC 120V/60Hz
Note: Mode1:Transmit at 2480Mhz by BLE	



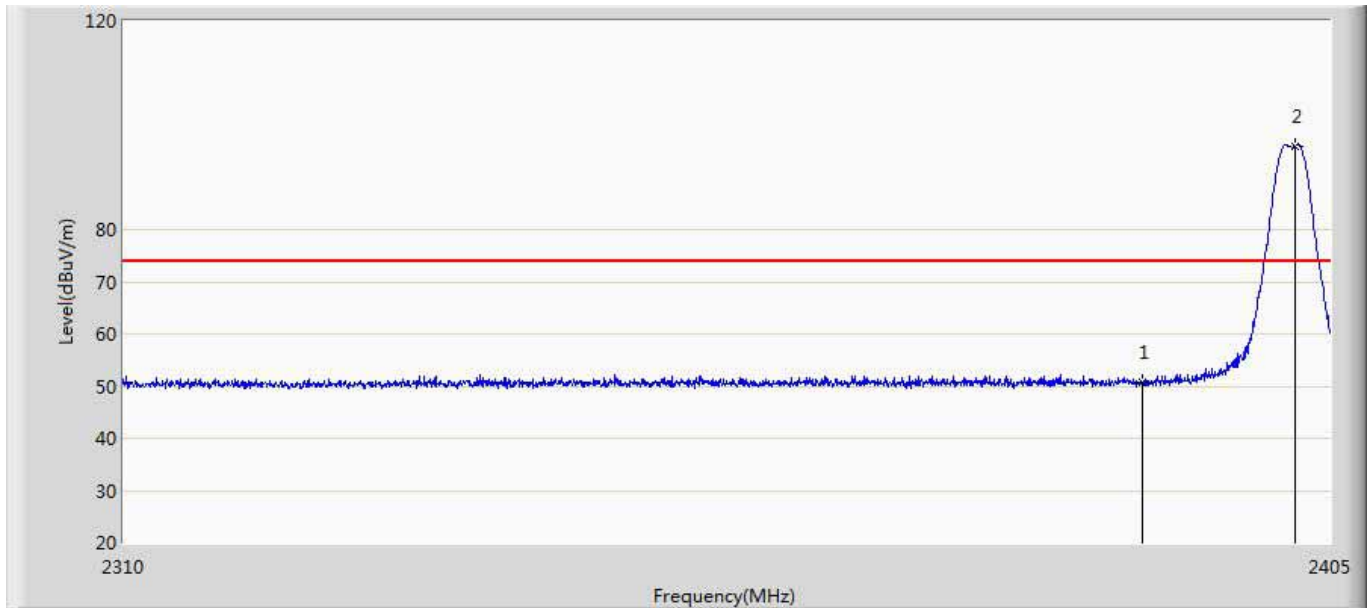
No	Mark	Frequency (MHz)	Measure Level (dBuV/m)	Reading Level (dBuV)	Over Limit (dB)	Limit (dBuV/m)	Factor (dB)	Type
1	*	2479.947	98.474	62.608	24.474	74.000	35.866	PK
2		2483.500	56.133	20.241	-17.867	74.000	35.891	PK

Engineer: YULIU	
Site: AC5	Time: 2019/03/20 - 17:45
Limit: FCC_Part15.209_RE(3m)	Margin: 0
Probe: Horn_3117_00167055(1-18GHz)	Polarity: Horizontal
EUT: LED LAMP:	Power: AC 120V/60Hz
Note: Mode1:Transmit at 2480Mhz by BLE	



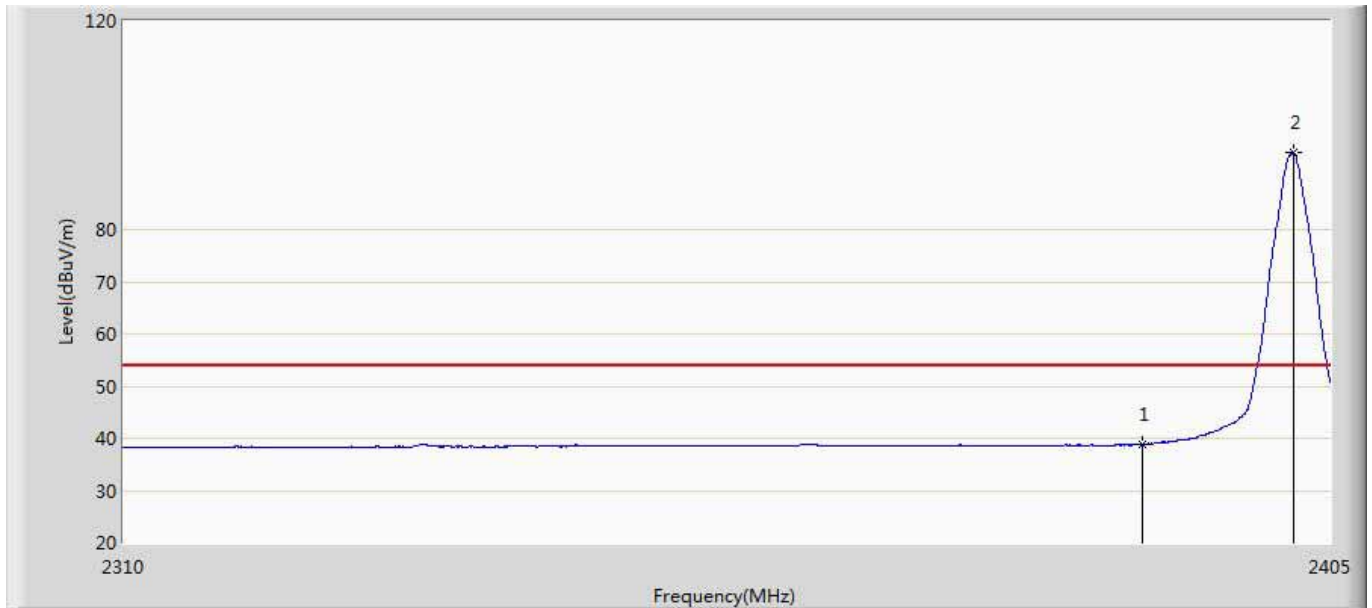
No	Mark	Frequency (MHz)	Measure Level (dBuV/m)	Reading Level (dBuV)	Over Limit (dB)	Limit (dBuV/m)	Factor (dB)	Type
1	*	2479.947	98.024	62.158	44.024	54.000	35.866	AV
2		2483.500	43.149	7.257	-10.851	54.000	35.891	AV

Engineer: YULIU	
Site: AC5	Time: 2019/03/20 - 17:47
Limit: FCC_Part15.209_RE(3m)	Margin: 0
Probe: Horn_3117_00167055(1-18GHz)	Polarity: Vertical
EUT: LED LAMP:	Power: AC 120V/60Hz
Note: Mode 2:Transmit at 2402Mhz by 2LE	



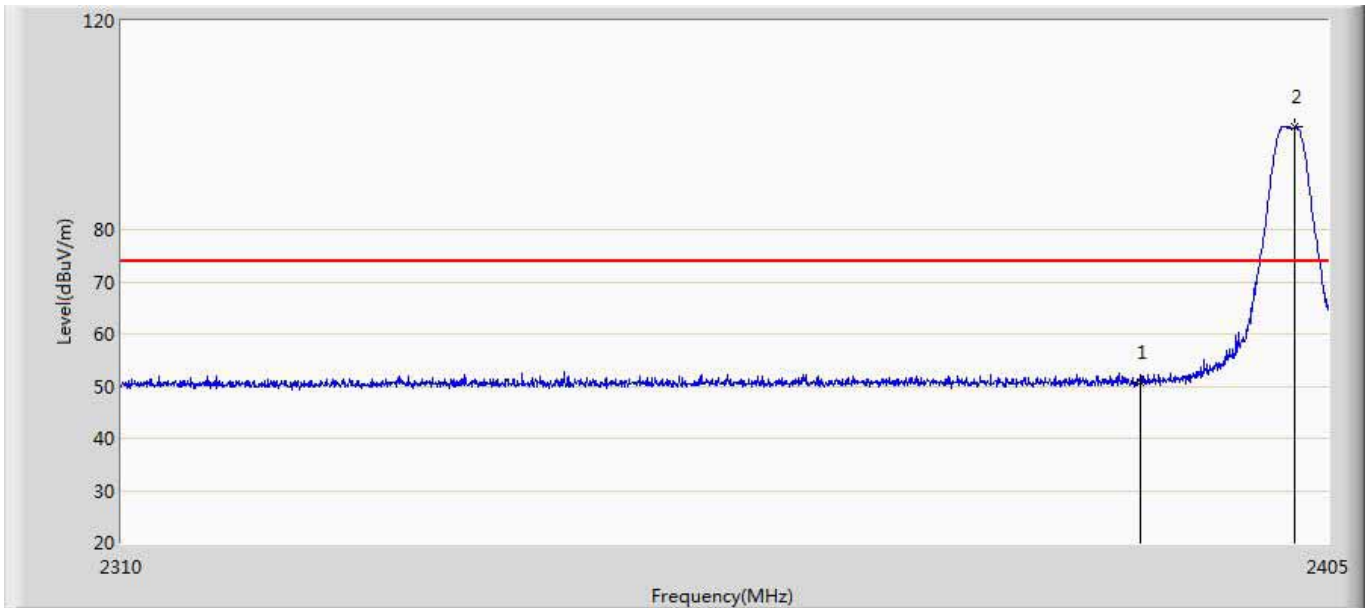
No	Mark	Frequency (MHz)	Measure Level (dBuV/m)	Reading Level (dBuV)	Over Limit (dB)	Limit (dBuV/m)	Factor (dB)	Type
1		2390.000	50.766	15.084	-23.234	74.000	35.682	PK
2	*	2402.245	96.043	60.330	22.043	74.000	35.714	PK

Engineer: YULIU	
Site: AC5	Time: 2019/03/20 - 17:50
Limit: FCC_Part15.209_RE(3m)	Margin: 0
Probe: Horn_3117_00167055(1-18GHz)	Polarity: Vertical
EUT: LED LAMP:	Power: AC 120V/60Hz
Note: Mode 2:Transmit at 2402Mhz by 2LE	



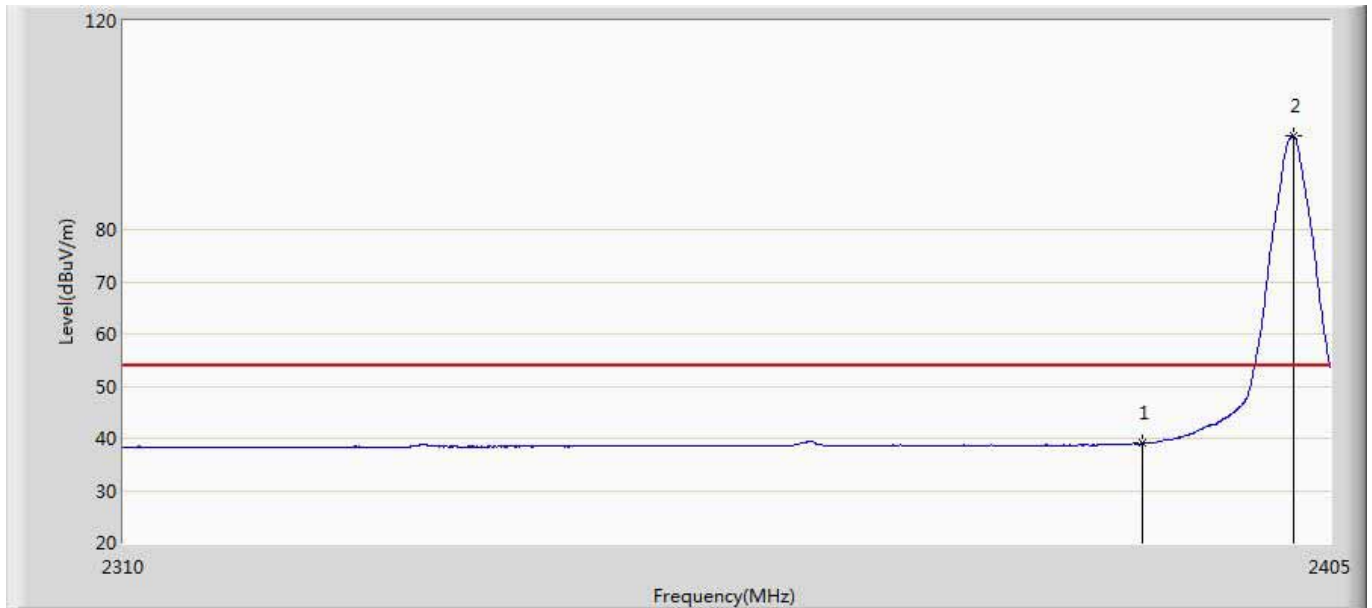
No	Mark	Frequency (MHz)	Measure Level (dBuV/m)	Reading Level (dBuV)	Over Limit (dB)	Limit (dBuV/m)	Factor (dB)	Type
1		2390.000	38.807	3.125	-15.193	54.000	35.682	AV
2	*	2402.055	94.742	59.029	40.742	54.000	35.712	AV

Engineer: YULIU	
Site: AC5	Time: 2019/03/20 - 17:52
Limit: FCC_Part15.209_RE(3m)	Margin: 0
Probe: Horn_3117_00167055(1-18GHz)	Polarity: Horizontal
EUT: LED LAMP:	Power: AC 120V/60Hz
Note: Mode 2:Transmit at 2402Mhz by 2LE	



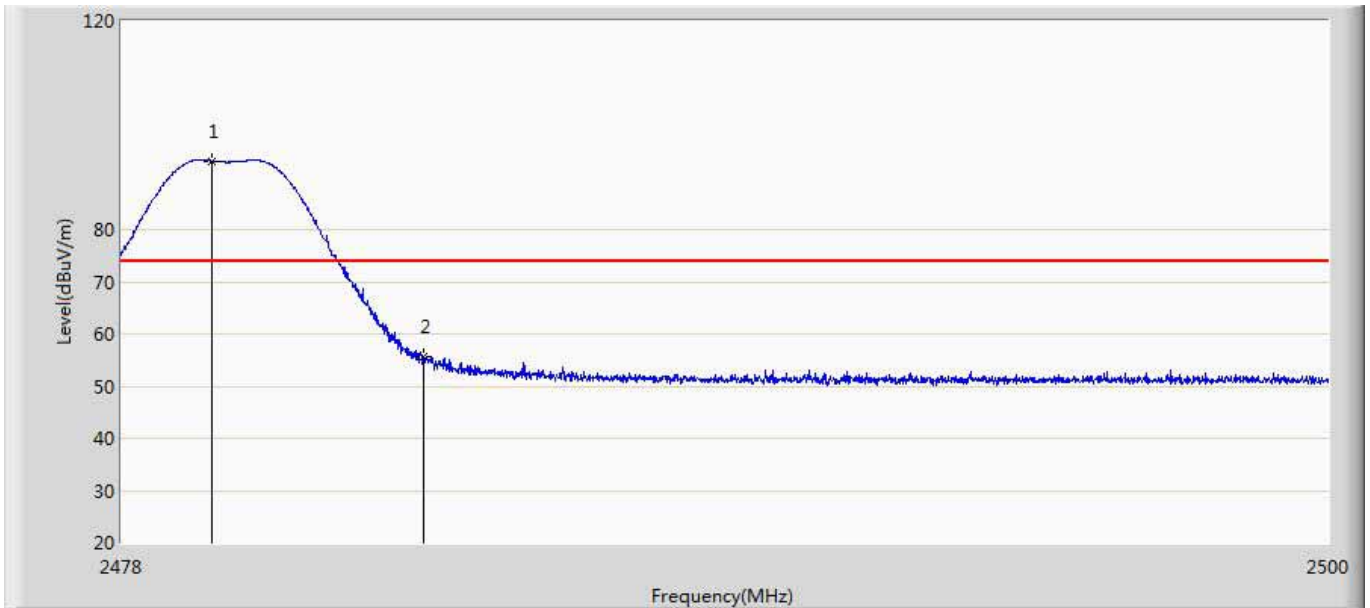
No	Mark	Frequency (MHz)	Measure Level (dBuV/m)	Reading Level (dBuV)	Over Limit (dB)	Limit (dBuV/m)	Factor (dB)	Type
1		2390.000	50.688	15.006	-23.312	74.000	35.682	PK
2	*	2402.340	99.707	63.993	25.707	74.000	35.714	PK

Engineer: YULIU	
Site: AC5	Time: 2019/03/20 - 17:53
Limit: FCC_Part15.209_RE(3m)	Margin: 0
Probe: Horn_3117_00167055(1-18GHz)	Polarity: Horizontal
EUT: LED LAMP:	Power: AC 120V/60Hz
Note: Mode 2:Transmit at 2402Mhz by 2LE	



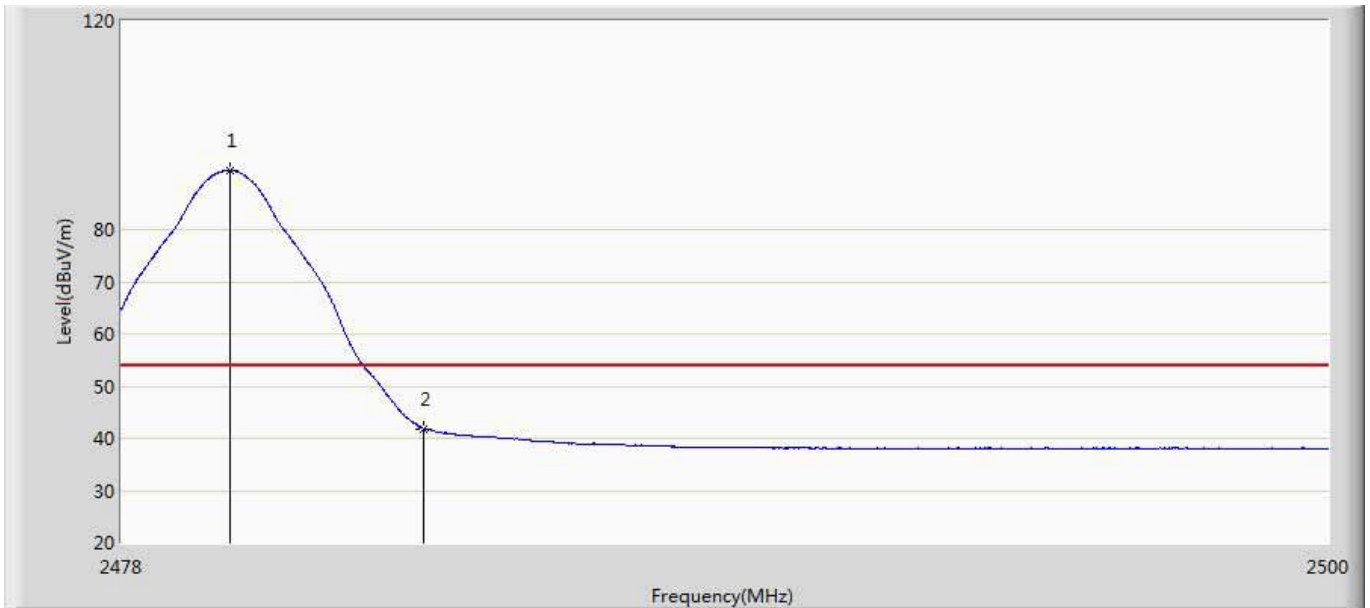
No	Mark	Frequency (MHz)	Measure Level (dBuV/m)	Reading Level (dBuV)	Over Limit (dB)	Limit (dBuV/m)	Factor (dB)	Type
1		2390.000	39.062	3.380	-14.938	54.000	35.682	AV
2	*	2402.055	97.981	62.268	43.981	54.000	35.712	AV

Engineer: YULIU	
Site: AC5	Time: 2019/03/20 - 17:55
Limit: FCC_Part15.209_RE(3m)	Margin: 0
Probe: Horn_3117_00167055(1-18GHz)	Polarity: Vertical
EUT: LED LAMP:	Power: AC 120V/60Hz
Note: Mode 2:Transmit at 2480Mhz by 2LE	



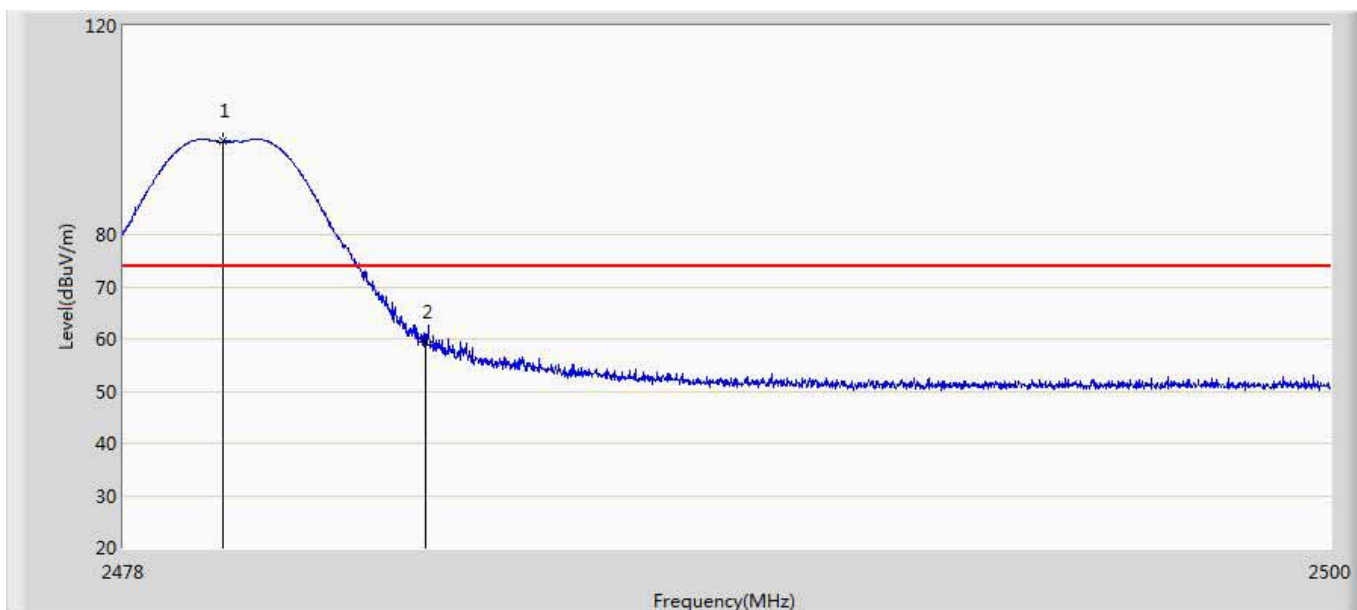
No	Mark	Frequency (MHz)	Measure Level (dBuV/m)	Reading Level (dBuV)	Over Limit (dB)	Limit (dBuV/m)	Factor (dB)	Type
1	*	2479.639	93.139	57.275	19.139	74.000	35.864	PK
2		2483.500	55.571	19.679	-18.429	74.000	35.891	PK

Engineer: YULIU	
Site: AC5	Time: 2019/03/20 - 17:58
Limit: FCC_Part15.209_RE(3m)	Margin: 0
Probe: Horn_3117_00167055(1-18GHz)	Polarity: Vertical
EUT: LED LAMP:	Power: AC 120V/60Hz
Note: Mode 2:Transmit at 2480Mhz by 2LE	



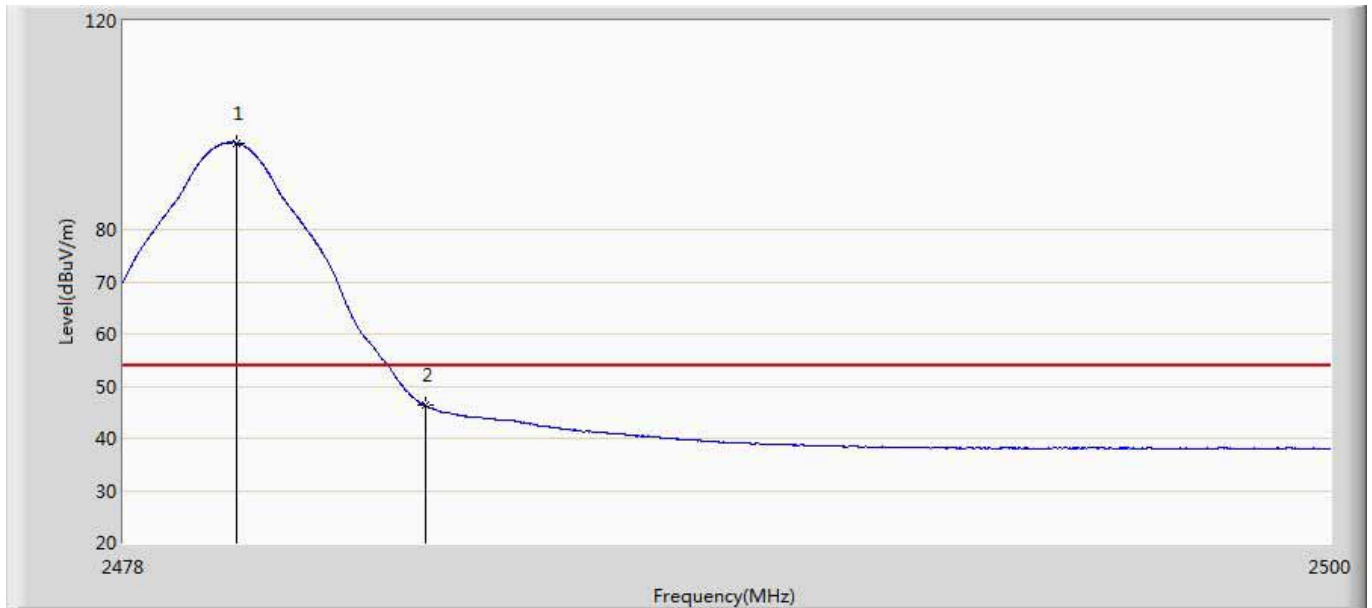
No	Mark	Frequency (MHz)	Measure Level (dBuV/m)	Reading Level (dBuV)	Over Limit (dB)	Limit (dBuV/m)	Factor (dB)	Type
1	*	2479.980	91.301	55.435	37.301	54.000	35.866	AV
2		2483.500	41.853	5.961	-12.147	54.000	35.891	AV

Engineer: YULIU	
Site: AC5	Time: 2019/03/20 - 18:00
Limit: FCC_Part15.209_RE(3m)	Margin: 0
Probe: Horn_3117_00167055(1-18GHz)	Polarity: Horizontal
EUT: LED LAMP:	Power: AC 120V/60Hz
Note: Mode 2:Transmit at 2480Mhz by 2LE	



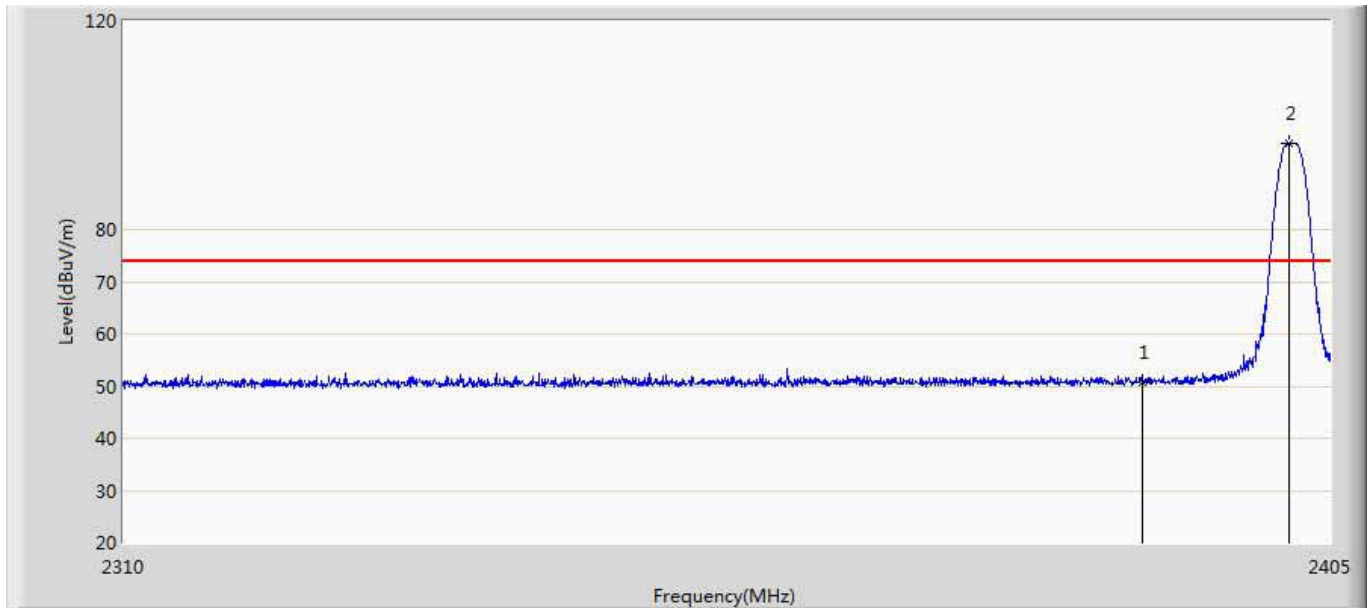
No	Mark	Frequency (MHz)	Measure Level (dBuV/m)	Reading Level (dBuV)	Over Limit (dB)	Limit (dBuV/m)	Factor (dB)	Type
1	*	2479.804	97.843	61.978	23.843	74.000	35.865	PK
2		2483.500	59.396	23.504	-14.604	74.000	35.891	PK

Engineer: YULIU	
Site: AC5	Time: 2019/03/20 - 18:02
Limit: FCC_Part15.209_RE(3m)	Margin: 0
Probe: Horn_3117_00167055(1-18GHz)	Polarity: Horizontal
EUT: LED LAMP:	Power: AC 120V/60Hz
Note: Mode 2:Transmit at 2480Mhz by 2LE	



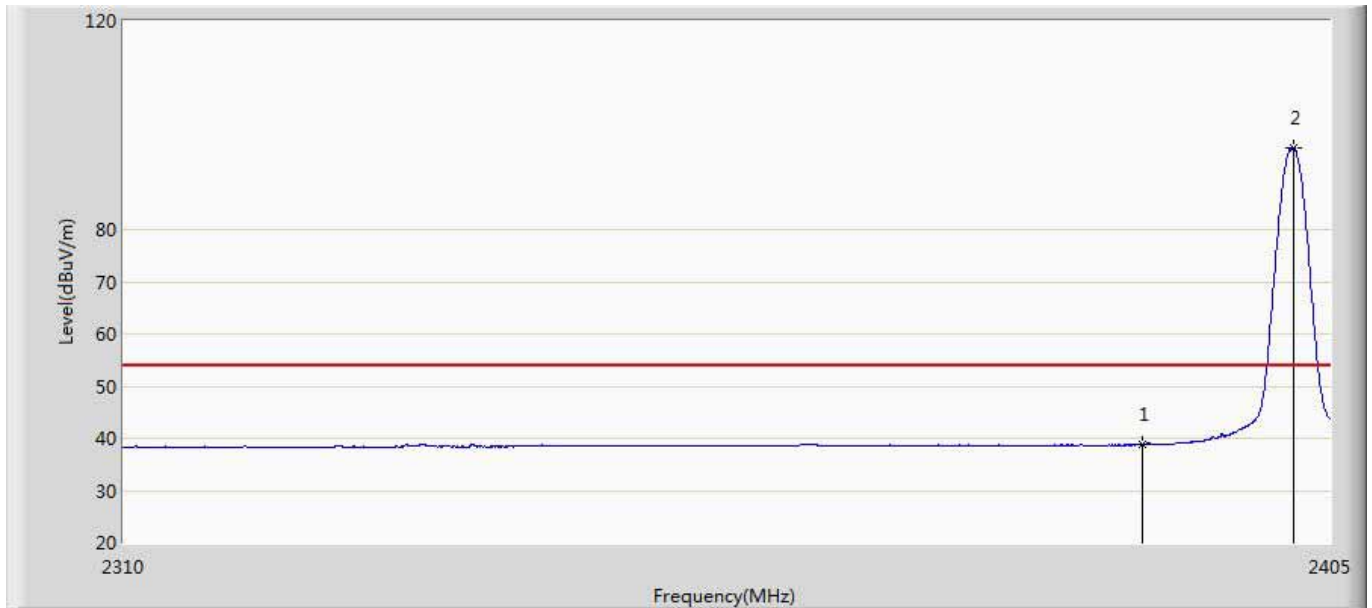
No	Mark	Frequency (MHz)	Measure Level (dBuV/m)	Reading Level (dBuV)	Over Limit (dB)	Limit (dBuV/m)	Factor (dB)	Type
1	*	2480.046	96.602	60.735	42.602	54.000	35.866	AV
2		2483.500	46.266	10.374	-7.734	54.000	35.891	AV

Engineer: YULIU	
Site: AC5	Time: 2019/03/20 - 18:43
Limit: FCC_Part15.209_RE(3m)	Margin: 0
Probe: Horn_3117_00167055(1-18GHz)	Polarity: Vertical
EUT: LED LAMP:	Power: AC 120V/60Hz
Note: Mode 3:Transmit at 2402Mhz by Coding125	



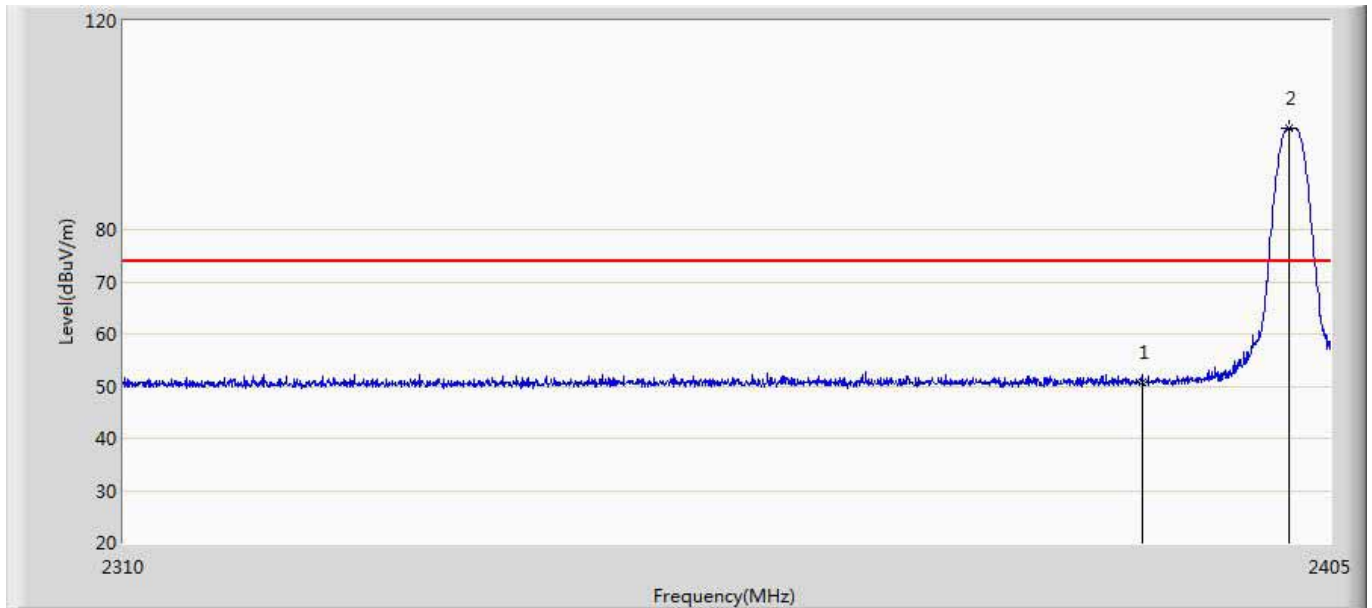
No	Mark	Frequency (MHz)	Measure Level (dBuV/m)	Reading Level (dBuV)	Over Limit (dB)	Limit (dBuV/m)	Factor (dB)	Type
1		2390.000	50.691	15.009	-23.309	74.000	35.682	PK
2	*	2401.675	96.564	60.852	22.564	74.000	35.712	PK

Engineer: YULIU	
Site: AC5	Time: 2019/03/20 - 18:46
Limit: FCC_Part15.209_RE(3m)	Margin: 0
Probe: Horn_3117_00167055(1-18GHz)	Polarity: Vertical
EUT: LED LAMP:	Power: AC 120V/60Hz
Note: Mode 3:Transmit at 2402Mhz by Coding125	



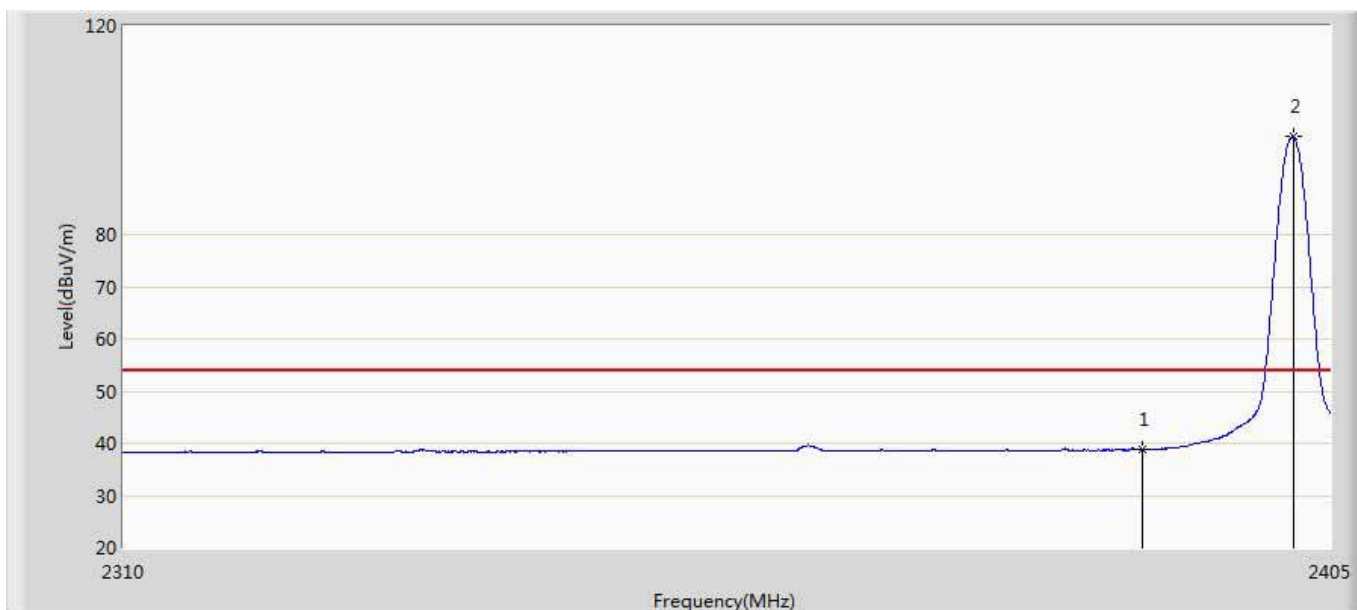
No	Mark	Frequency (MHz)	Measure Level (dBuV/m)	Reading Level (dBuV)	Over Limit (dB)	Limit (dBuV/m)	Factor (dB)	Type
1		2390.000	38.735	3.053	-15.265	54.000	35.682	AV
2	*	2402.055	95.719	60.006	41.719	54.000	35.712	AV

Engineer: YULIU	
Site: AC5	Time: 2019/03/20 - 18:48
Limit: FCC_Part15.209_RE(3m)	Margin: 0
Probe: Horn_3117_00167055(1-18GHz)	Polarity: Horizontal
EUT: LED LAMP:	Power: AC 120V/60Hz
Note: Mode 3:Transmit at 2402Mhz by Coding125	



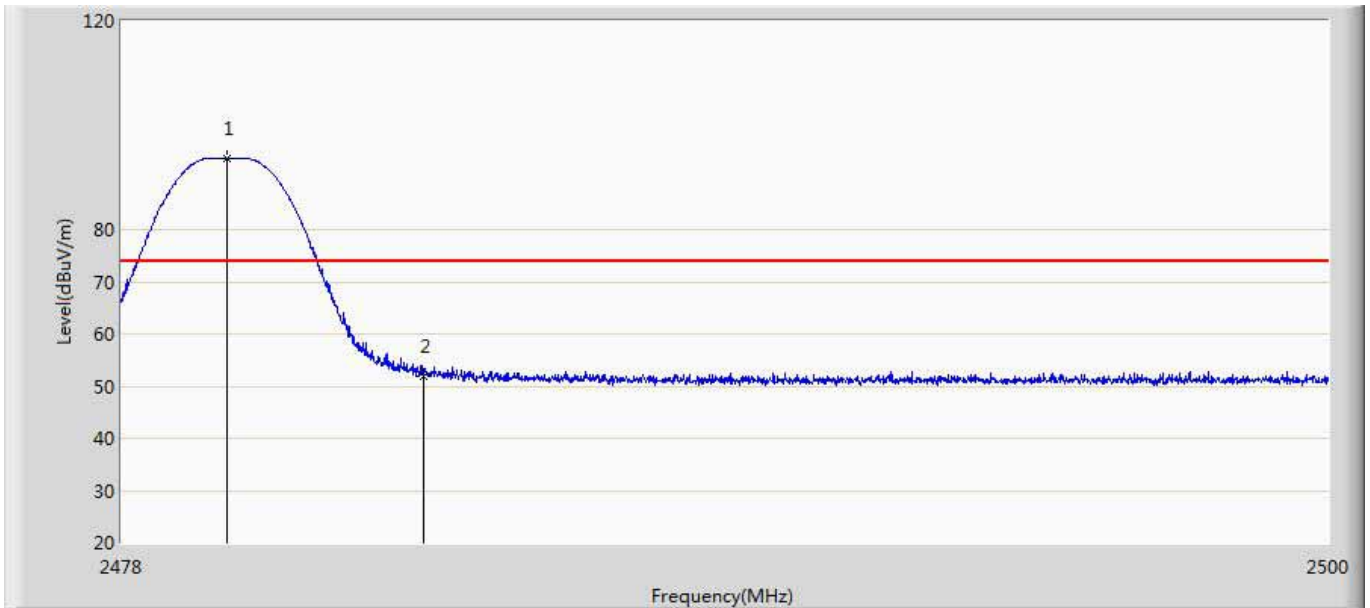
No	Mark	Frequency (MHz)	Measure Level (dBuV/m)	Reading Level (dBuV)	Over Limit (dB)	Limit (dBuV/m)	Factor (dB)	Type
1		2390.000	50.847	15.165	-23.153	74.000	35.682	PK
2	*	2401.770	99.362	63.650	25.362	74.000	35.712	PK

Engineer: YULIU	
Site: AC5	Time: 2019/03/20 - 18:50
Limit: FCC_Part15.209_RE(3m)	Margin: 0
Probe: Horn_3117_00167055(1-18GHz)	Polarity: Horizontal
EUT: LED LAMP:	Power: AC 120V/60Hz
Note: Mode 3:Transmit at 2402Mhz by Coding125	



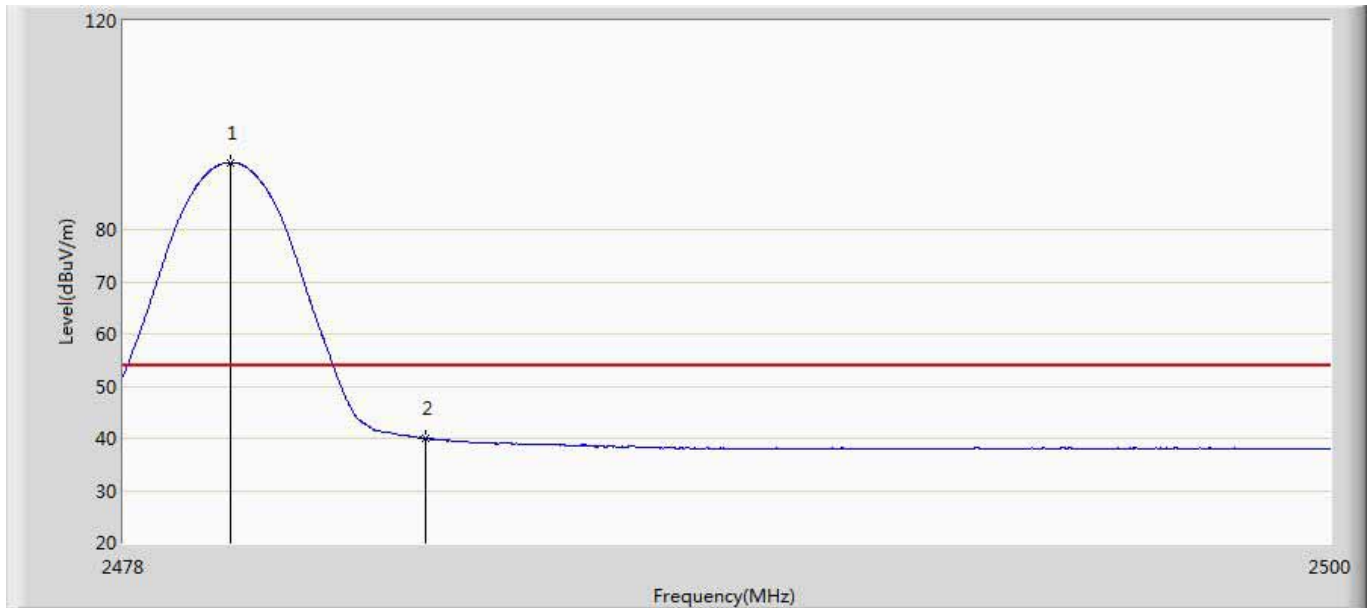
No	Mark	Frequency (MHz)	Measure Level (dBuV/m)	Reading Level (dBuV)	Over Limit (dB)	Limit (dBuV/m)	Factor (dB)	Type
1		2390.000	38.740	3.058	-15.260	54.000	35.682	AV
2	*	2402.055	98.731	63.018	44.731	54.000	35.712	AV

Engineer: YULIU	
Site: AC5	Time: 2019/03/20 - 18:52
Limit: FCC_Part15.209_RE(3m)	Margin: 0
Probe: Horn_3117_00167055(1-18GHz)	Polarity: Vertical
EUT: LED LAMP:	Power: AC 120V/60Hz
Note: Mode 3:Transmit at 2480Mhz by Coding125	



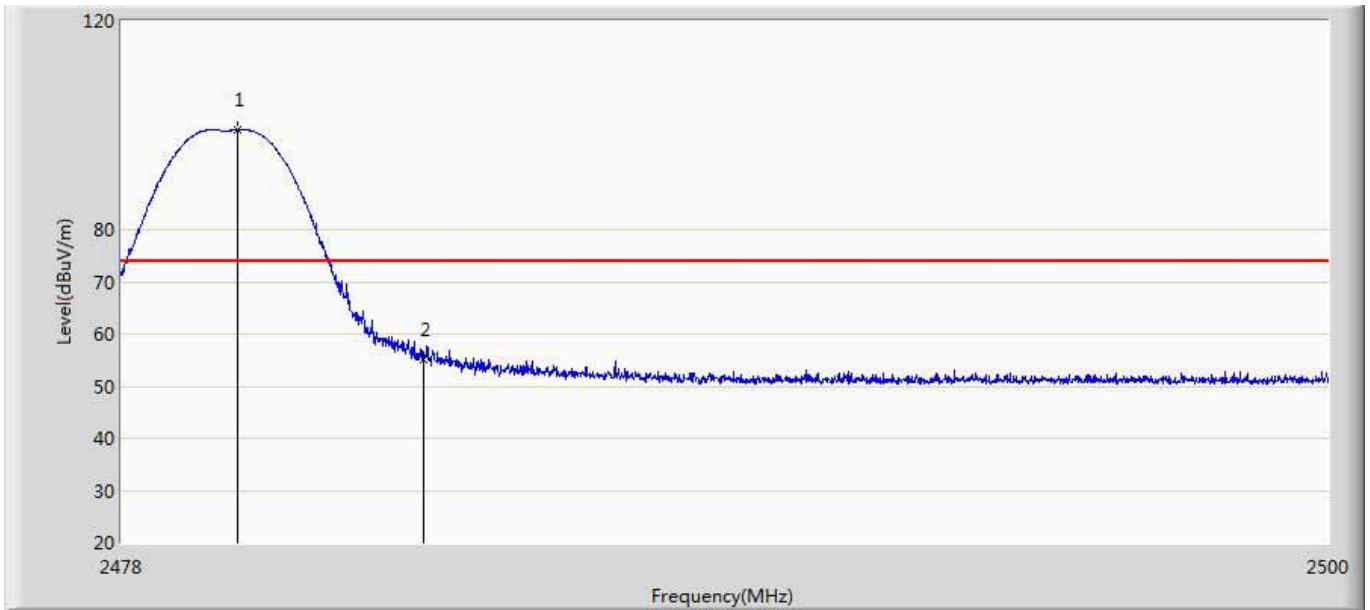
No	Mark	Frequency (MHz)	Measure Level (dBuV/m)	Reading Level (dBuV)	Over Limit (dB)	Limit (dBuV/m)	Factor (dB)	Type
1	*	2479.914	93.508	57.642	19.508	74.000	35.866	PK
2		2483.500	52.009	16.117	-21.991	74.000	35.891	PK

Engineer: YULIU	
Site: AC5	Time: 2019/03/20 - 18:54
Limit: FCC_Part15.209_RE(3m)	Margin: 0
Probe: Horn_3117_00167055(1-18GHz)	Polarity: Vertical
EUT: LED LAMP:	Power: AC 120V/60Hz
Note: Mode 3:Transmit at 2480Mhz by Coding125	



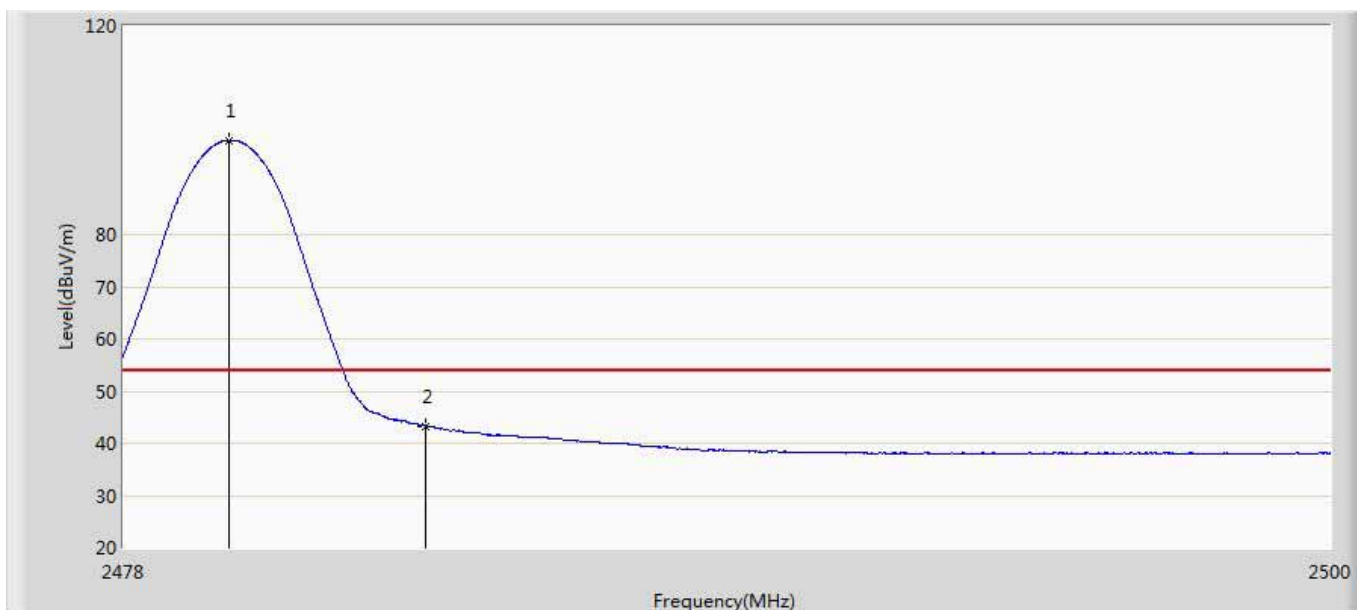
No	Mark	Frequency (MHz)	Measure Level (dBuV/m)	Reading Level (dBuV)	Over Limit (dB)	Limit (dBuV/m)	Factor (dB)	Type
1	*	2479.947	92.884	57.018	38.884	54.000	35.866	AV
2		2483.500	40.039	4.147	-13.961	54.000	35.891	AV

Engineer: YULIU	
Site: AC5	Time: 2019/03/20 - 18:56
Limit: FCC_Part15.209_RE(3m)	Margin: 0
Probe: Horn_3117_00167055(1-18GHz)	Polarity: Horizontal
EUT: LED LAMP:	Power: AC 120V/60Hz
Note: Mode 3:Transmit at 2480Mhz by Coding125	



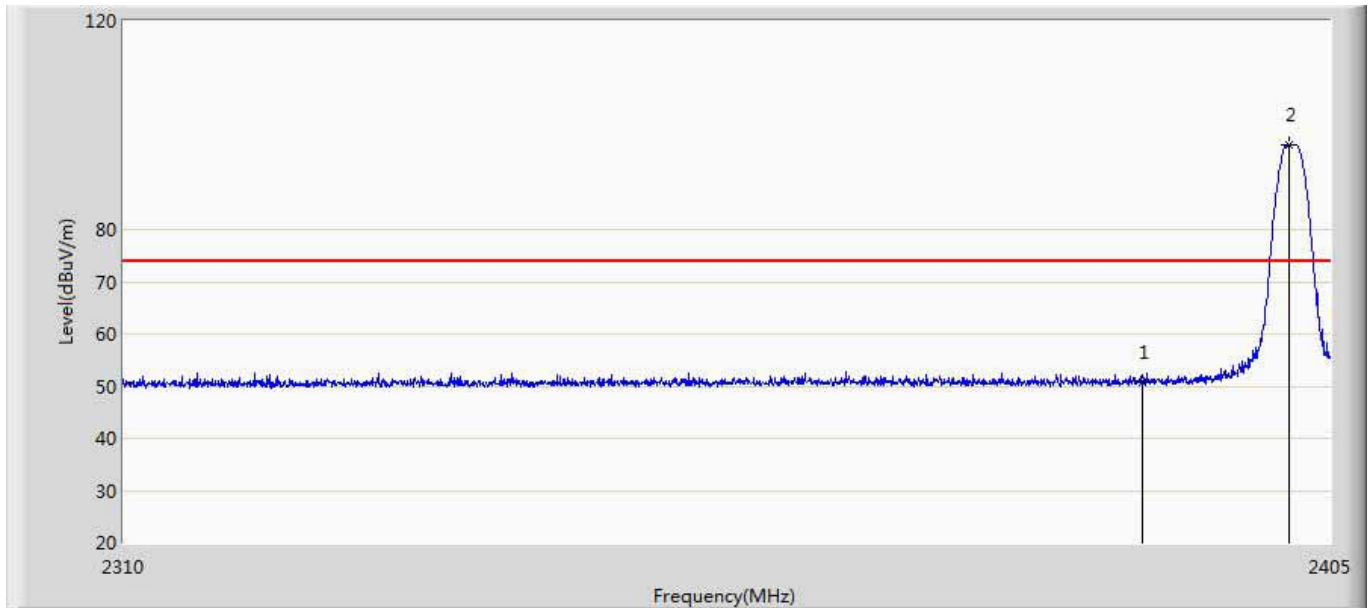
No	Mark	Frequency (MHz)	Measure Level (dBuV/m)	Reading Level (dBuV)	Over Limit (dB)	Limit (dBuV/m)	Factor (dB)	Type
1	*	2480.101	99.055	63.188	25.055	74.000	35.867	PK
2		2483.500	54.998	19.106	-19.002	74.000	35.891	PK

Engineer: YULIU	
Site: AC5	Time: 2019/03/20 - 18:58
Limit: FCC_Part15.209_RE(3m)	Margin: 0
Probe: Horn_3117_00167055(1-18GHz)	Polarity: Horizontal
EUT: LED LAMP:	Power: AC 120V/60Hz
Note: Mode 3:Transmit at 2480Mhz by Coding125	



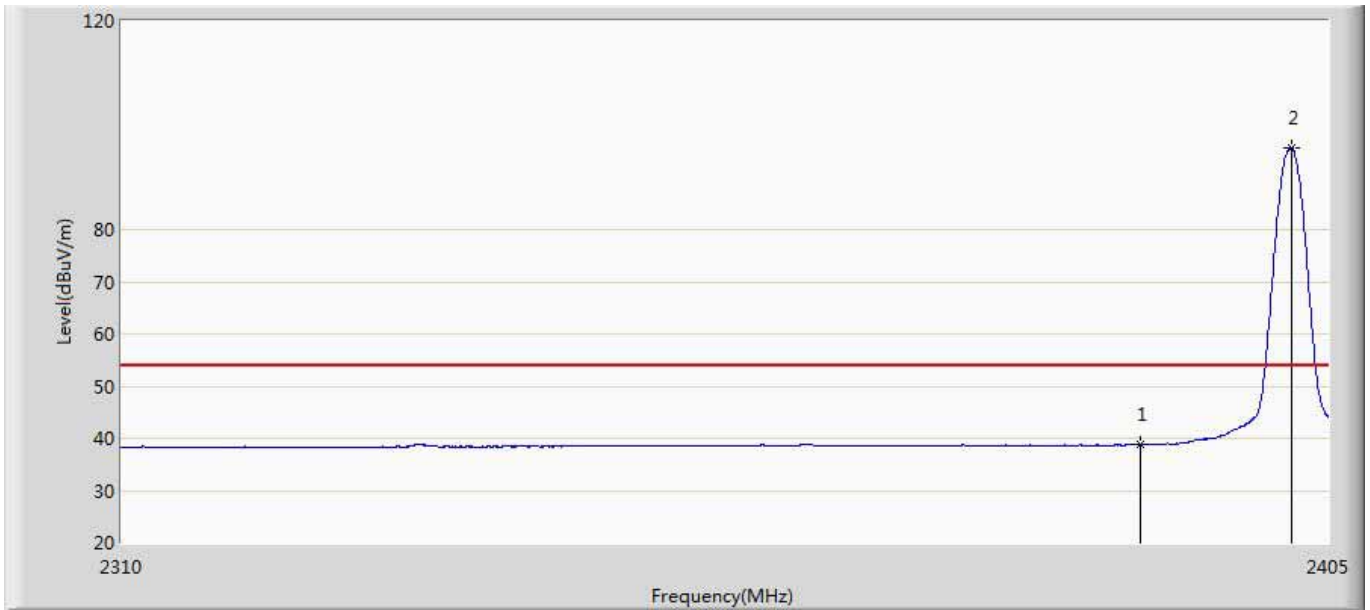
No	Mark	Frequency (MHz)	Measure Level (dBuV/m)	Reading Level (dBuV)	Over Limit (dB)	Limit (dBuV/m)	Factor (dB)	Type
1	*	2479.914	98.088	62.222	44.088	54.000	35.866	AV
2		2483.500	43.282	7.390	-10.718	54.000	35.891	AV

Engineer: YULIU	
Site: AC5	Time: 2019/03/20 - 19:00
Limit: FCC_Part15.209_RE(3m)	Margin: 0
Probe: Horn_3117_00167055(1-18GHz)	Polarity: Vertical
EUT: LED LAMP:	Power: AC 120V/60Hz
Note: Mode 4:Transmit at 2402Mhz by Coding500	



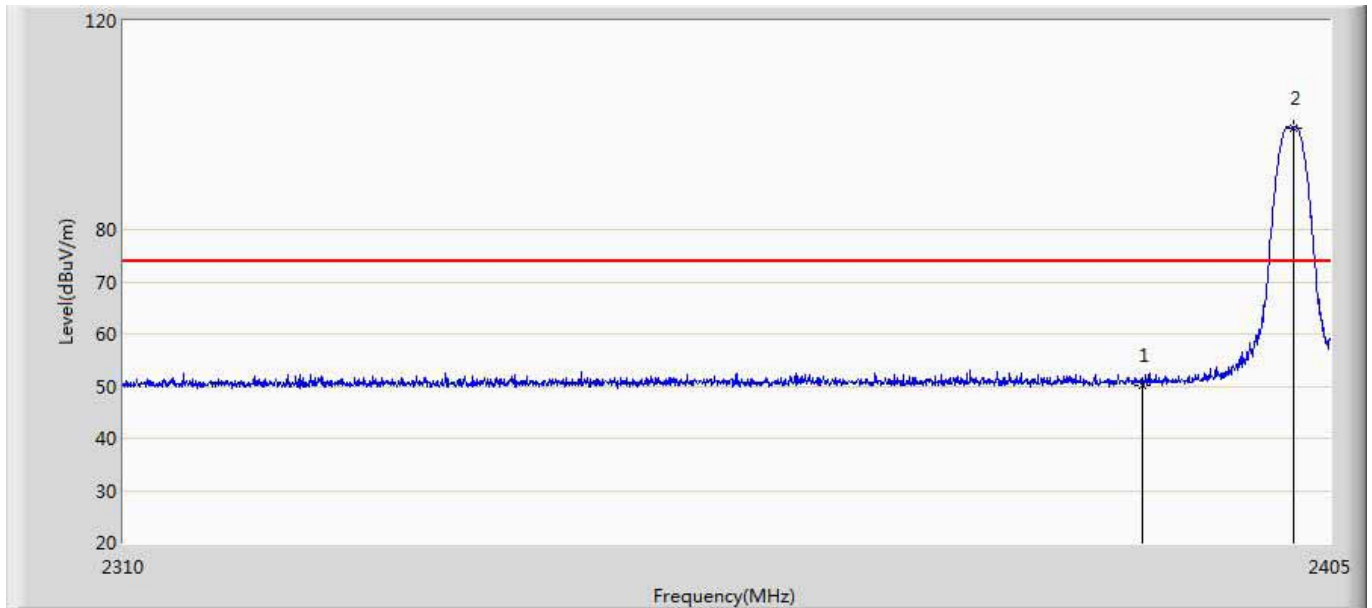
No	Mark	Frequency (MHz)	Measure Level (dBuV/m)	Reading Level (dBuV)	Over Limit (dB)	Limit (dBuV/m)	Factor (dB)	Type
1		2390.000	50.600	14.918	-23.400	74.000	35.682	PK
2	*	2401.770	96.283	60.571	22.283	74.000	35.712	PK

Engineer: YULIU	
Site: AC5	Time: 2019/03/20 - 19:03
Limit: FCC_Part15.209_RE(3m)	Margin: 0
Probe: Horn_3117_00167055(1-18GHz)	Polarity: Vertical
EUT: LED LAMP:	Power: AC 120V/60Hz
Note: Mode 4:Transmit at 2402Mhz by Coding500	



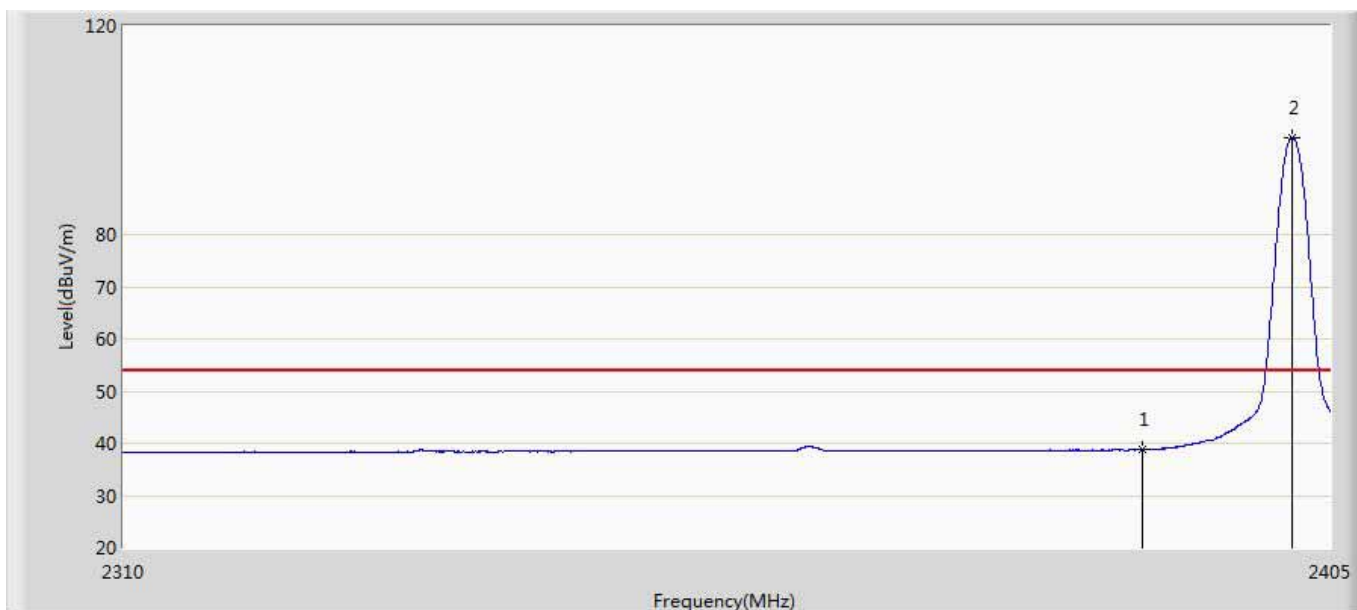
No	Mark	Frequency (MHz)	Measure Level (dBuV/m)	Reading Level (dBuV)	Over Limit (dB)	Limit (dBuV/m)	Factor (dB)	Type
1		2390.000	38.744	3.062	-15.256	54.000	35.682	AV
2	*	2402.055	95.708	59.995	41.708	54.000	35.712	AV

Engineer: YULIU	
Site: AC5	Time: 2019/03/20 - 19:05
Limit: FCC_Part15.209_RE(3m)	Margin: 0
Probe: Horn_3117_00167055(1-18GHz)	Polarity: Horizontal
EUT: LED LAMP:	Power: AC 120V/60Hz
Note: Mode 4:Transmit at 2402Mhz by Coding500	



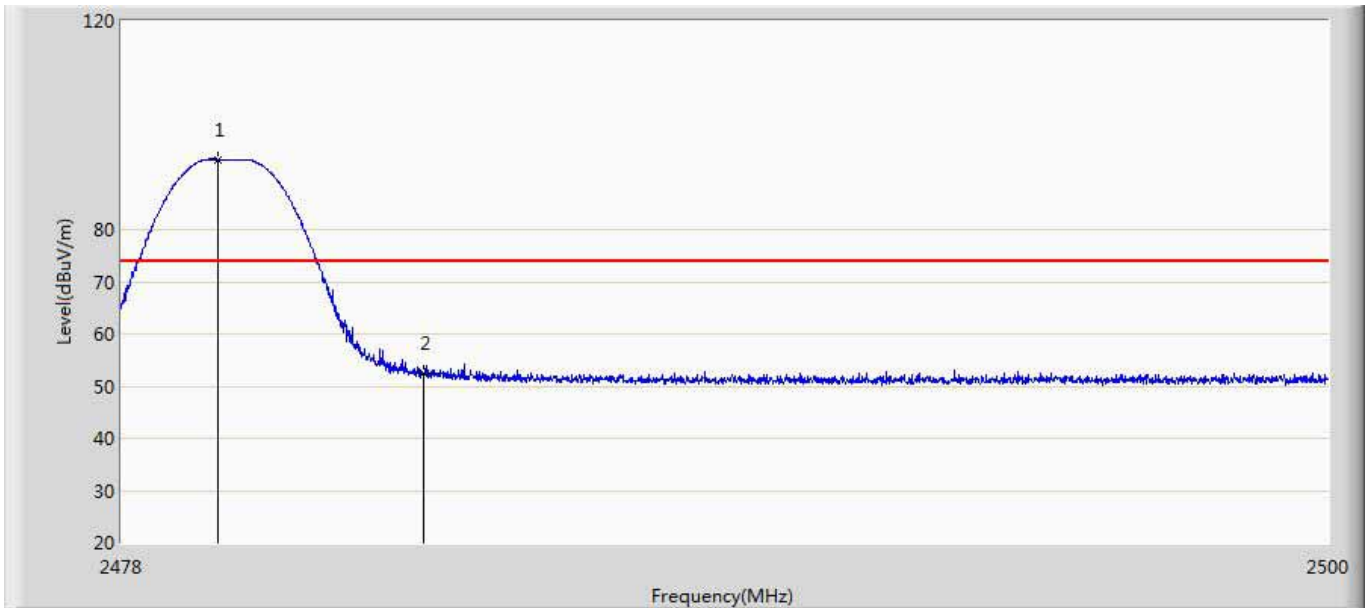
No	Mark	Frequency (MHz)	Measure Level (dBuV/m)	Reading Level (dBuV)	Over Limit (dB)	Limit (dBuV/m)	Factor (dB)	Type
1		2390.000	50.273	14.591	-23.727	74.000	35.682	PK
2	*	2402.055	99.558	63.845	25.558	74.000	35.712	PK

Engineer: YULIU	
Site: AC5	Time: 2019/03/20 - 19:08
Limit: FCC_Part15.209_RE(3m)	Margin: 0
Probe: Horn_3117_00167055(1-18GHz)	Polarity: Horizontal
EUT: LED LAMP:	Power: AC 120V/60Hz
Note: Mode 4:Transmit at 2402Mhz by Coding500	



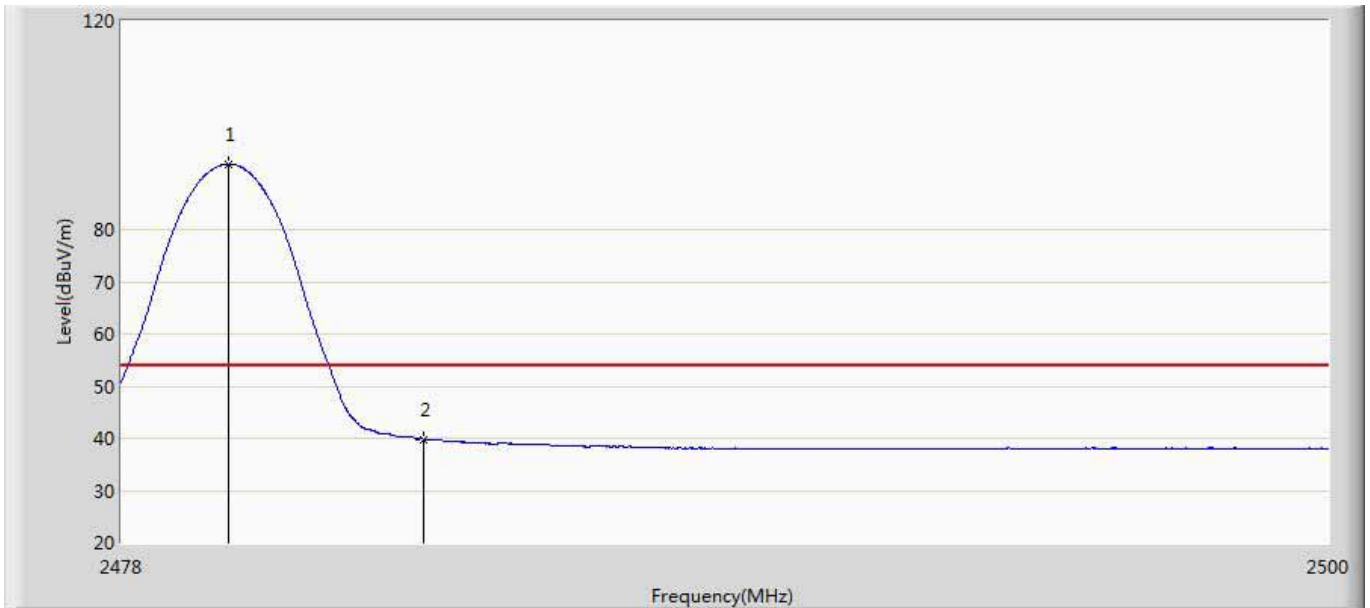
No	Mark	Frequency (MHz)	Measure Level (dBuV/m)	Reading Level (dBuV)	Over Limit (dB)	Limit (dBuV/m)	Factor (dB)	Type
1		2390.000	38.731	3.049	-15.269	54.000	35.682	AV
2	*	2401.913	98.642	62.930	44.642	54.000	35.712	AV

Engineer: YULIU	
Site: AC5	Time: 2019/03/20 - 19:17
Limit: FCC_Part15.209_RE(3m)	Margin: 0
Probe: Horn_3117_00167055(1-18GHz)	Polarity: Vertical
EUT: LED LAMP:	Power: AC 120V/60Hz
Note: Mode 4:Transmit at 2480Mhz by Coding500	



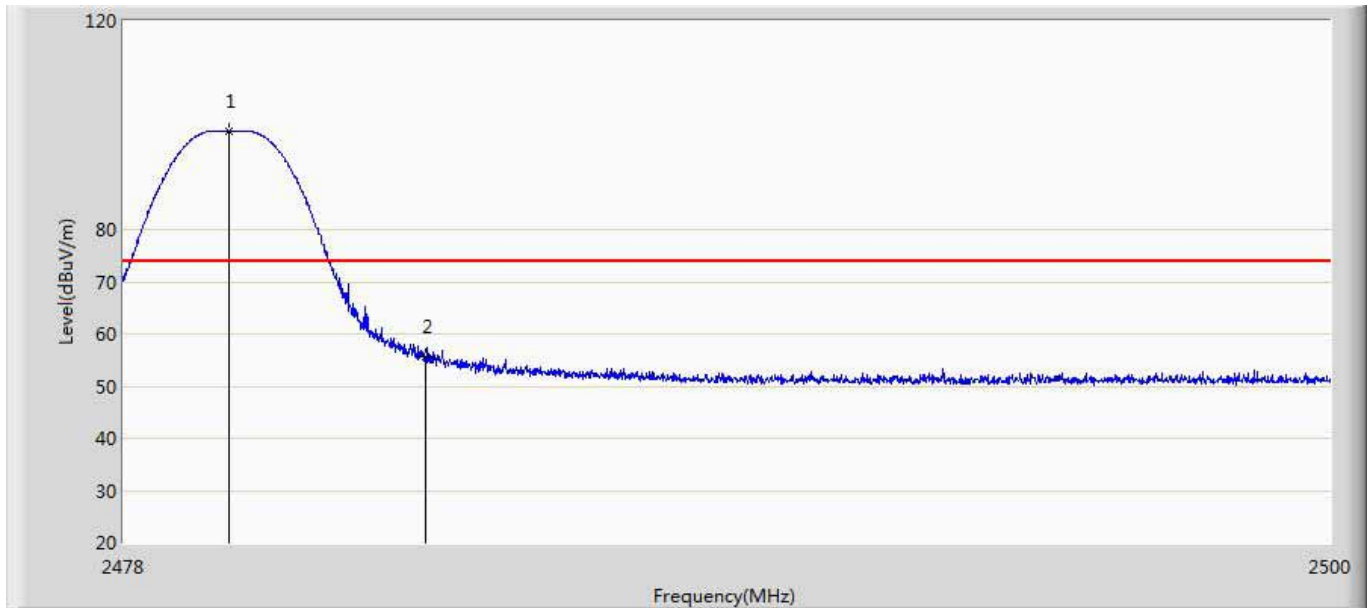
No	Mark	Frequency (MHz)	Measure Level (dBuV/m)	Reading Level (dBuV)	Over Limit (dB)	Limit (dBuV/m)	Factor (dB)	Type
1	*	2479.760	93.458	57.593	19.458	74.000	35.865	PK
2		2483.500	52.602	16.710	-21.398	74.000	35.891	PK

Engineer: YULIU	
Site: AC5	Time: 2019/03/20 - 19:21
Limit: FCC_Part15.209_RE(3m)	Margin: 0
Probe: Horn_3117_00167055(1-18GHz)	Polarity: Vertical
EUT: LED LAMP:	Power: AC 120V/60Hz
Note: Mode 4:Transmit at 2480Mhz by Coding500	



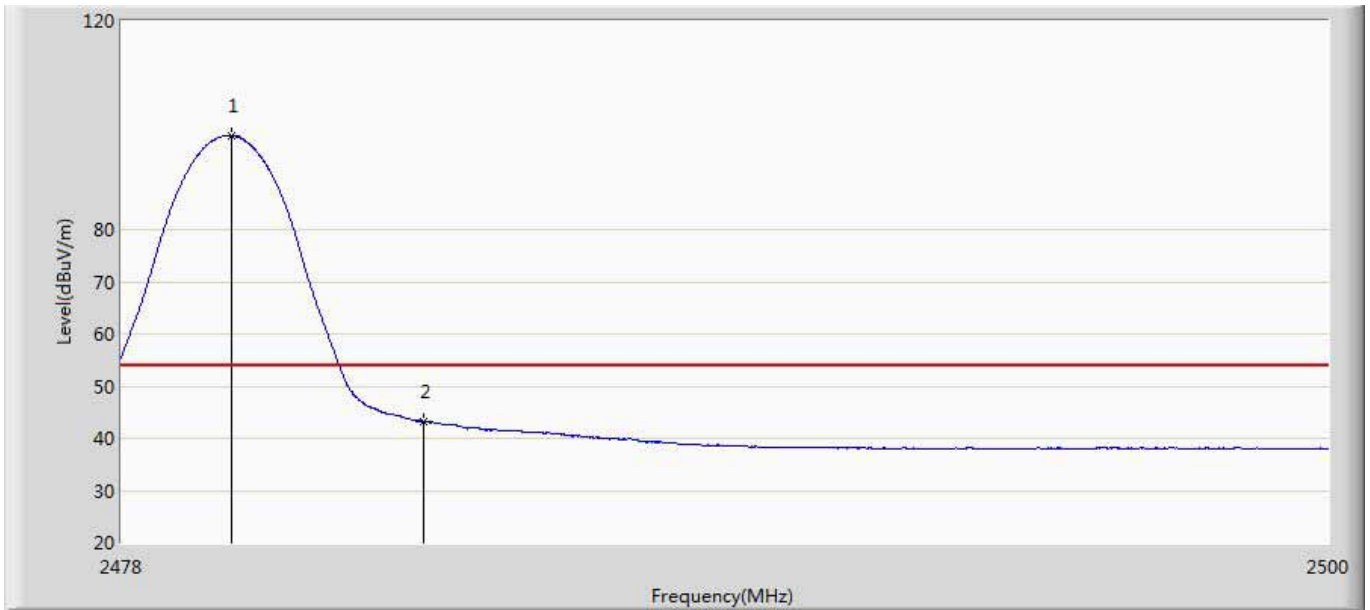
No	Mark	Frequency (MHz)	Measure Level (dBuV/m)	Reading Level (dBuV)	Over Limit (dB)	Limit (dBuV/m)	Factor (dB)	Type
1	*	2479.947	92.539	56.673	38.539	54.000	35.866	AV
2		2483.500	39.812	3.920	-14.188	54.000	35.891	AV

Engineer: YULIU	
Site: AC5	Time: 2019/03/20 - 19:24
Limit: FCC_Part15.209_RE(3m)	Margin: 0
Probe: Horn_3117_00167055(1-18GHz)	Polarity: Horizontal
EUT: LED LAMP:	Power: AC 120V/60Hz
Note: Mode 4:Transmit at 2480Mhz by Coding500	



No	Mark	Frequency (MHz)	Measure Level (dBuV/m)	Reading Level (dBuV)	Over Limit (dB)	Limit (dBuV/m)	Factor (dB)	Type
1	*	2479.914	98.731	62.865	24.731	74.000	35.866	PK
2		2483.500	55.601	19.709	-18.399	74.000	35.891	PK

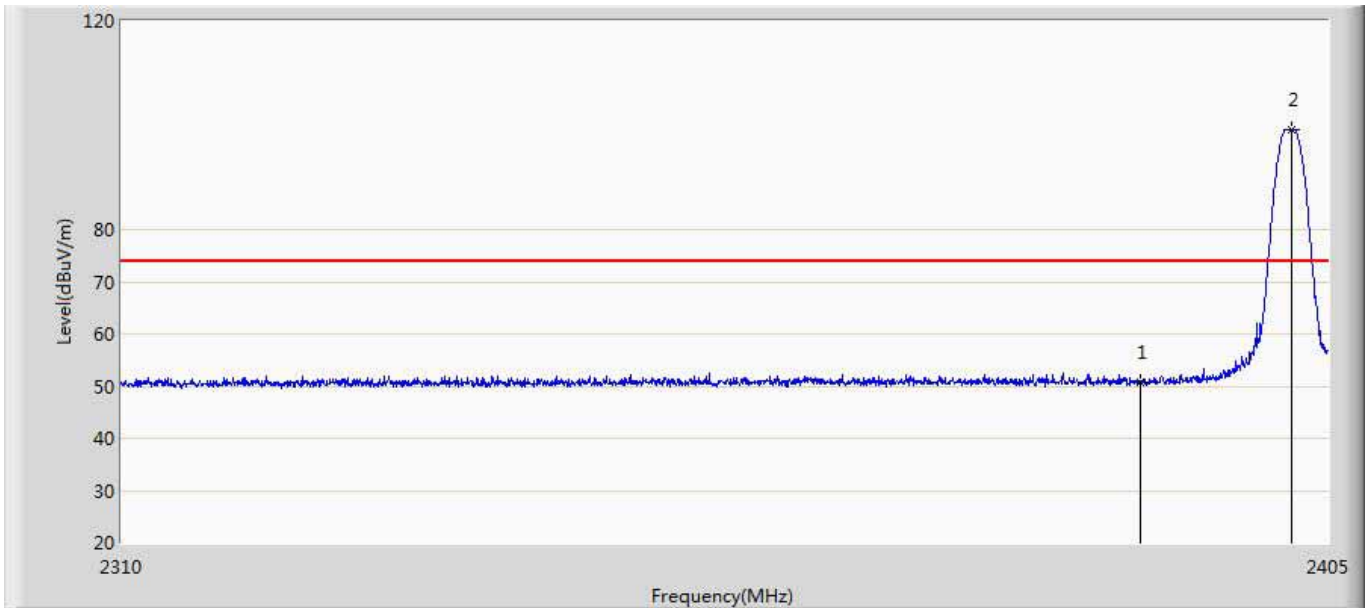
Engineer: YULIU	
Site: AC5	Time: 2019/03/20 - 19:28
Limit: FCC_Part15.209_RE(3m)	Margin: 0
Probe: Horn_3117_00167055(1-18GHz)	Polarity: Horizontal
EUT: LED LAMP:	Power: AC 120V/60Hz
Note: Mode 4:Transmit at 2480Mhz by Coding500	



No	Mark	Frequency (MHz)	Measure Level (dBuV/m)	Reading Level (dBuV)	Over Limit (dB)	Limit (dBuV/m)	Factor (dB)	Type
1	*	2480.013	97.987	62.121	43.987	54.000	35.866	AV
2		2483.500	43.254	7.362	-10.746	54.000	35.891	AV

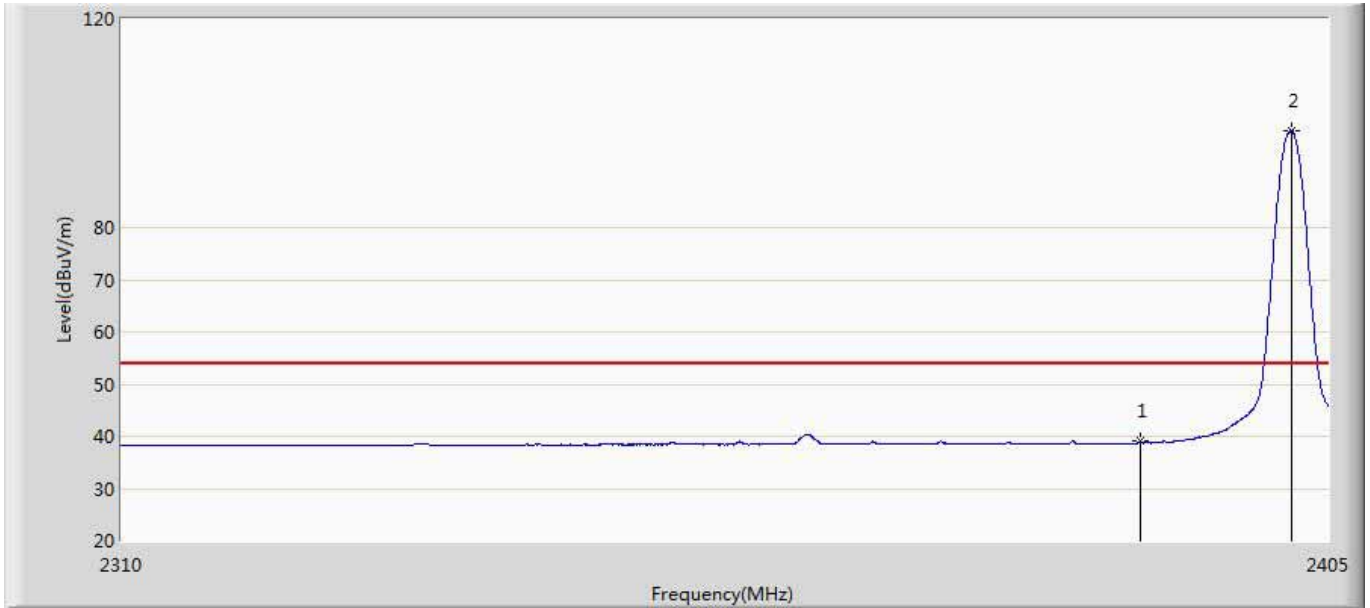
Diodes:

Engineer: YULIU	
Site: AC5	Time: 2019/03/08 - 15:56
Limit: FCC_Part15.209_RE(3m)	Margin: 0
Probe: Horn_3117_00167055(1-18GHz)	Polarity: Vertical
EUT: LED LAMP	Power: AC 120V/60Hz
Note: Mode1:Transmit at 2402Mhz by BLE	



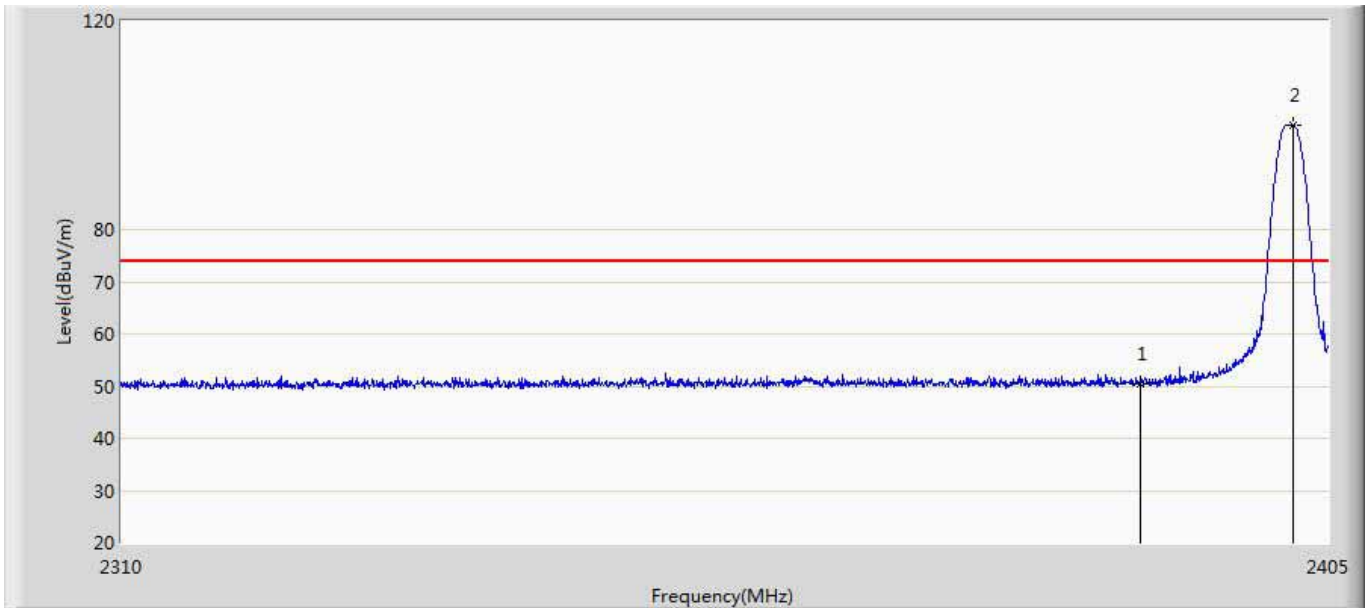
No	Mark	Frequency (MHz)	Measure Level (dBuV/m)	Reading Level (dBuV)	Over Limit (dB)	Limit (dBuV/m)	Factor (dB)	Type
1		2390.000	50.848	15.166	-23.152	74.000	35.682	PK
2	*	2402.055	99.180	63.467	25.180	74.000	35.712	PK

Engineer: YULIU	
Site: AC5	Time: 2019/03/21 - 22:16
Limit: FCC_Part15.209_RE(3m)	Margin: 0
Probe: Horn_3117_00167055(1-18GHz)	Polarity: Vertical
EUT: LED LAMP	Power: AC 120V/60Hz
Note: Mode1:Transmit at 2402Mhz by BLE	



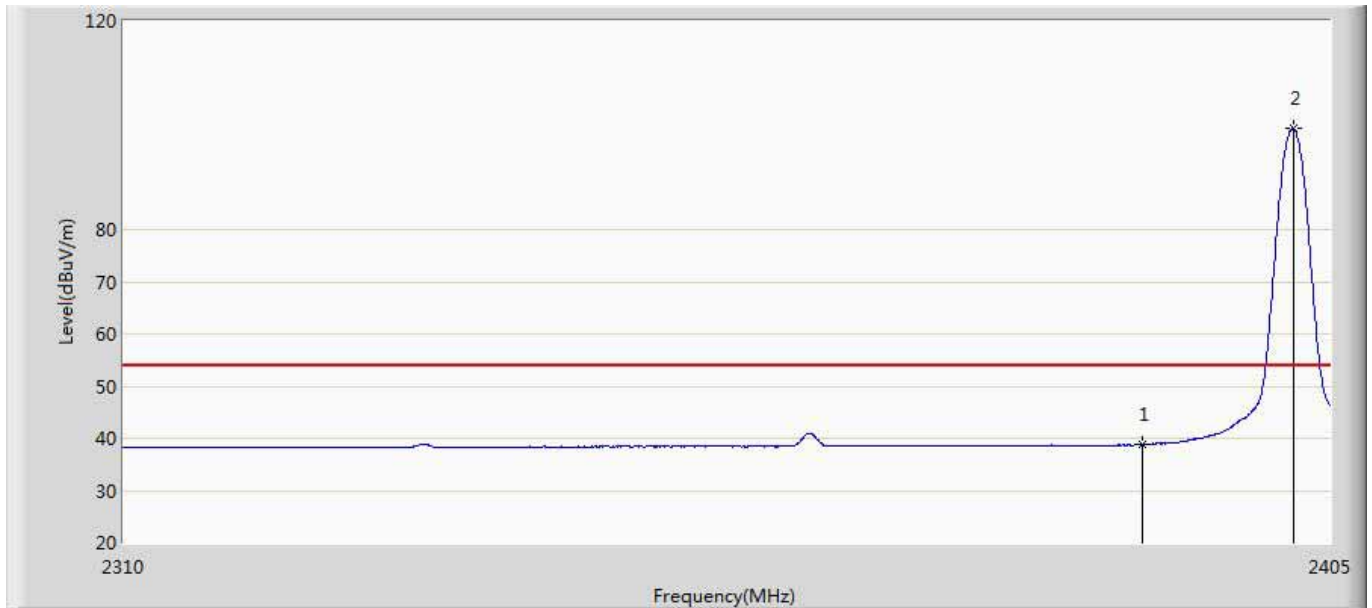
No	Mark	Frequency (MHz)	Measure Level (dBuV/m)	Reading Level (dBuV)	Over Limit (dB)	Limit (dBuV/m)	Factor (dB)	Type
1		2390.000	39.016	3.334	-14.984	54.000	35.682	AV
2	*	2402.055	98.553	62.840	44.553	54.000	35.712	AV

Engineer: YULIU	
Site: AC5	Time: 2019/03/21 - 22:18
Limit: FCC_Part15.209_RE(3m)	Margin: 0
Probe: Horn_3117_00167055(1-18GHz)	Polarity: Horizontal
EUT: LED LAMP	Power: AC 120V/60Hz
Note: Mode1:Transmit at 2402Mhz by BLE	



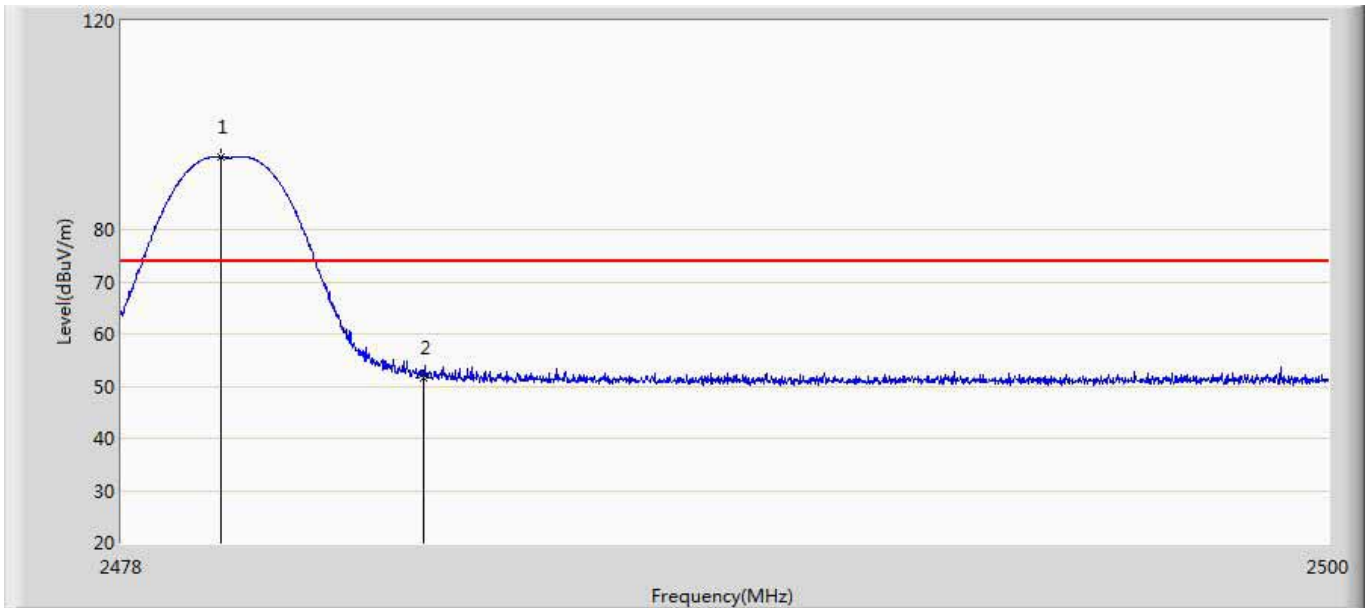
No	Mark	Frequency (MHz)	Measure Level (dBuV/m)	Reading Level (dBuV)	Over Limit (dB)	Limit (dBuV/m)	Factor (dB)	Type
1		2390.000	50.372	14.690	-23.628	74.000	35.682	PK
2	*	2402.150	99.981	64.268	25.981	74.000	35.713	PK

Engineer: YULIU	
Site: AC5	Time: 2019/03/21 - 22:20
Limit: FCC_Part15.209_RE(3m)	Margin: 0
Probe: Horn_3117_00167055(1-18GHz)	Polarity: Horizontal
EUT: LED LAMP	Power: AC 120V/60Hz
Note: Mode1:Transmit at 2402Mhz by BLE	



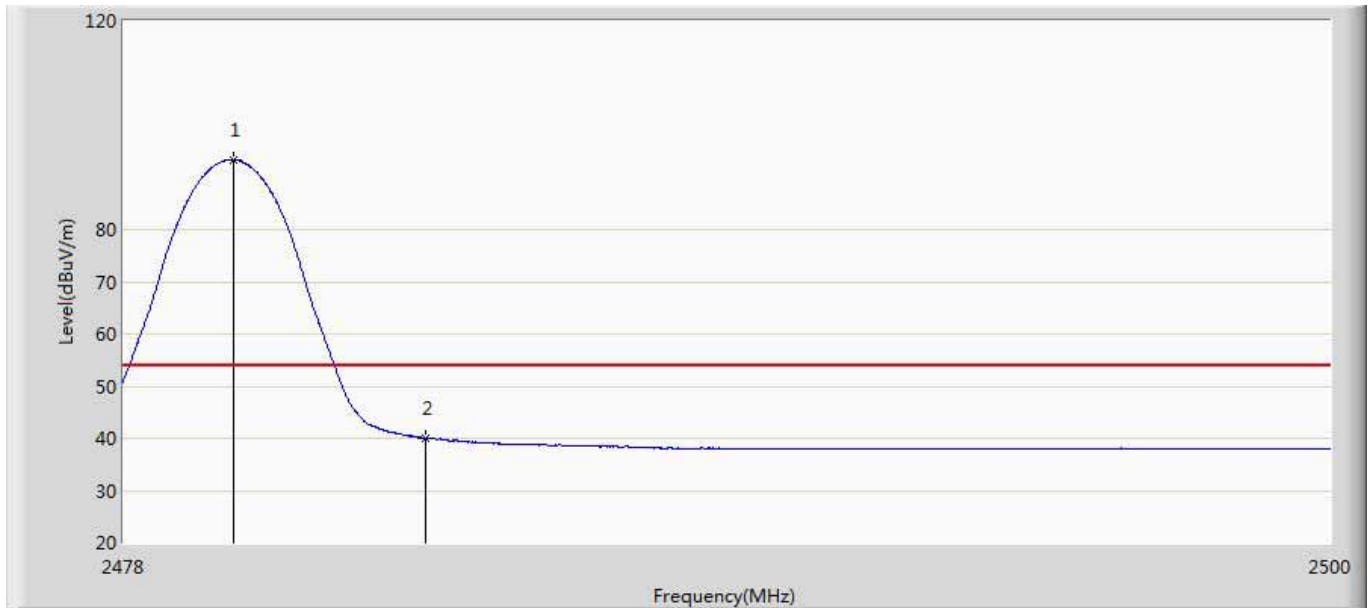
No	Mark	Frequency (MHz)	Measure Level (dBuV/m)	Reading Level (dBuV)	Over Limit (dB)	Limit (dBuV/m)	Factor (dB)	Type
1		2390.000	38.761	3.079	-15.239	54.000	35.682	AV
2	*	2402.055	99.360	63.647	45.360	54.000	35.712	AV

Engineer: YULIU	
Site: AC5	Time: 2019/03/21 - 22:22
Limit: FCC_Part15.209_RE(3m)	Margin: 0
Probe: Horn_3117_00167055(1-18GHz)	Polarity: Vertical
EUT: LED LAMP	Power: AC 120V/60Hz
Note: Mode1:Transmit at 2480Mhz by BLE	



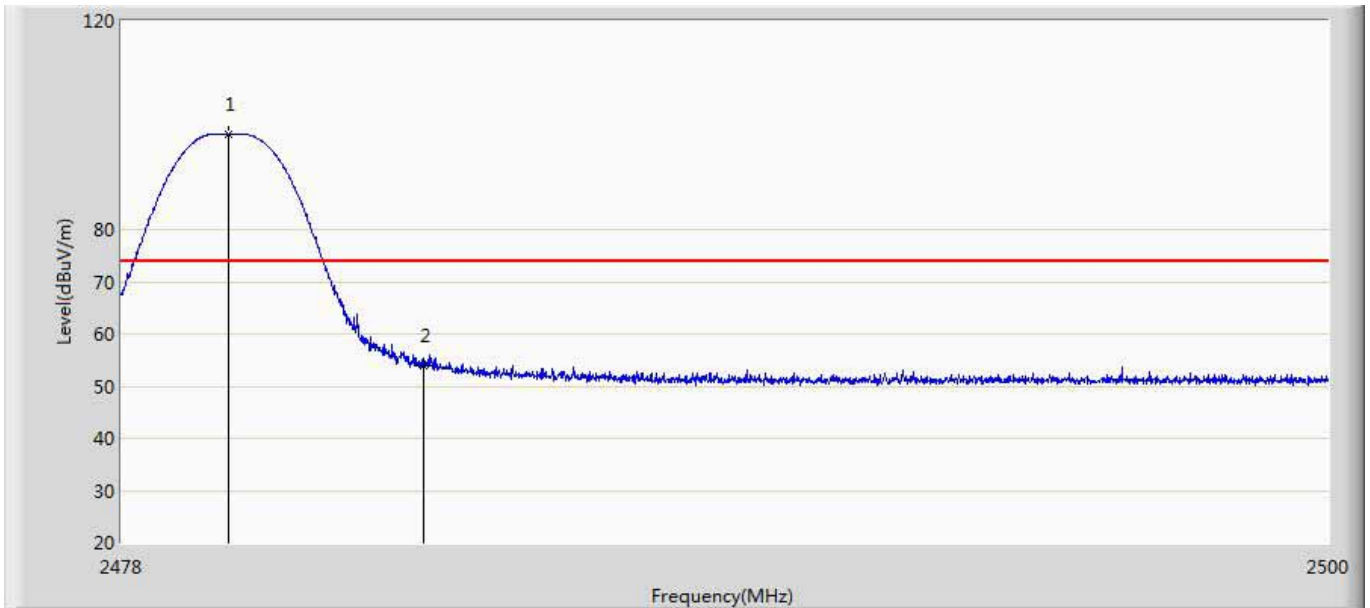
No	Mark	Frequency (MHz)	Measure Level (dBuV/m)	Reading Level (dBuV)	Over Limit (dB)	Limit (dBuV/m)	Factor (dB)	Type
1	*	2479.804	93.823	57.958	19.823	74.000	35.865	PK
2		2483.500	51.665	15.773	-22.335	74.000	35.891	PK

Engineer: YULIU	
Site: AC5	Time: 2019/03/21 - 22:25
Limit: FCC_Part15.209_RE(3m)	Margin: 0
Probe: Horn_3117_00167055(1-18GHz)	Polarity: Vertical
EUT: LED LAMP	Power: AC 120V/60Hz
Note: Mode1:Transmit at 2480Mhz by BLE	



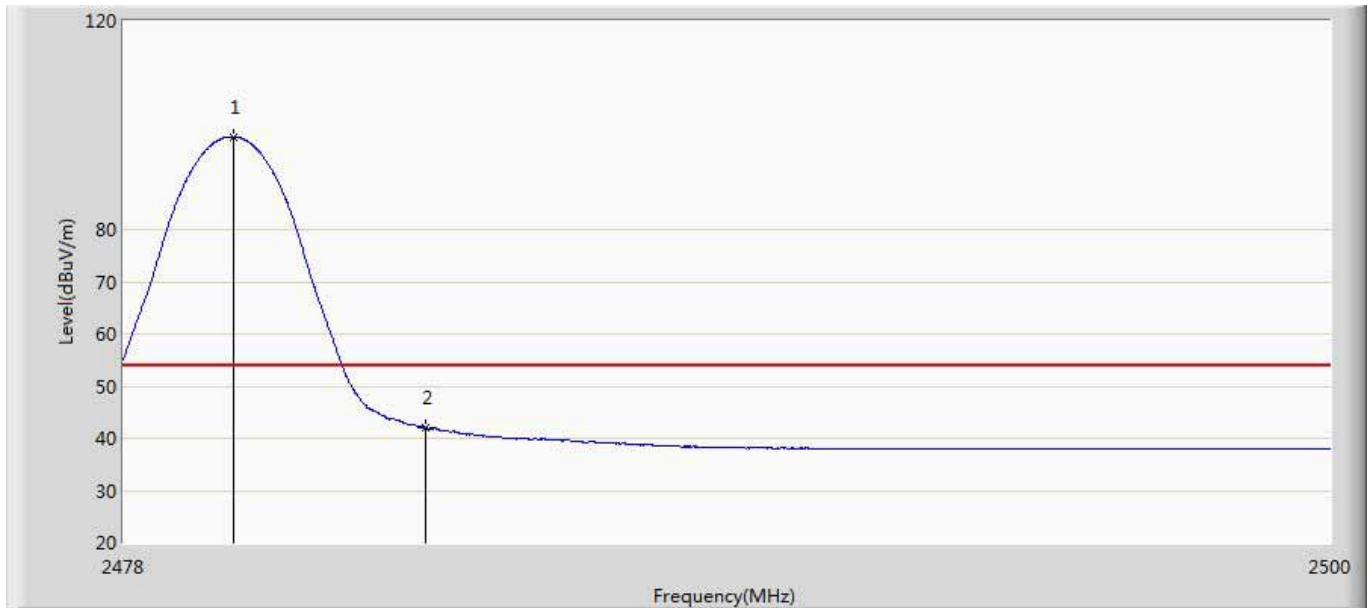
No	Mark	Frequency (MHz)	Measure Level (dBuV/m)	Reading Level (dBuV)	Over Limit (dB)	Limit (dBuV/m)	Factor (dB)	Type
1	*	2480.013	93.371	57.505	39.371	54.000	35.866	AV
2		2483.500	40.114	4.222	-13.886	54.000	35.891	AV

Engineer: YULIU	
Site: AC5	Time: 2019/03/21 - 22:31
Limit: FCC_Part15.209_RE(3m)	Margin: 0
Probe: Horn_3117_00167055(1-18GHz)	Polarity: Horizontal
EUT: LED LAMP	Power: AC 120V/60Hz
Note: Mode1:Transmit at 2480Mhz by BLE	



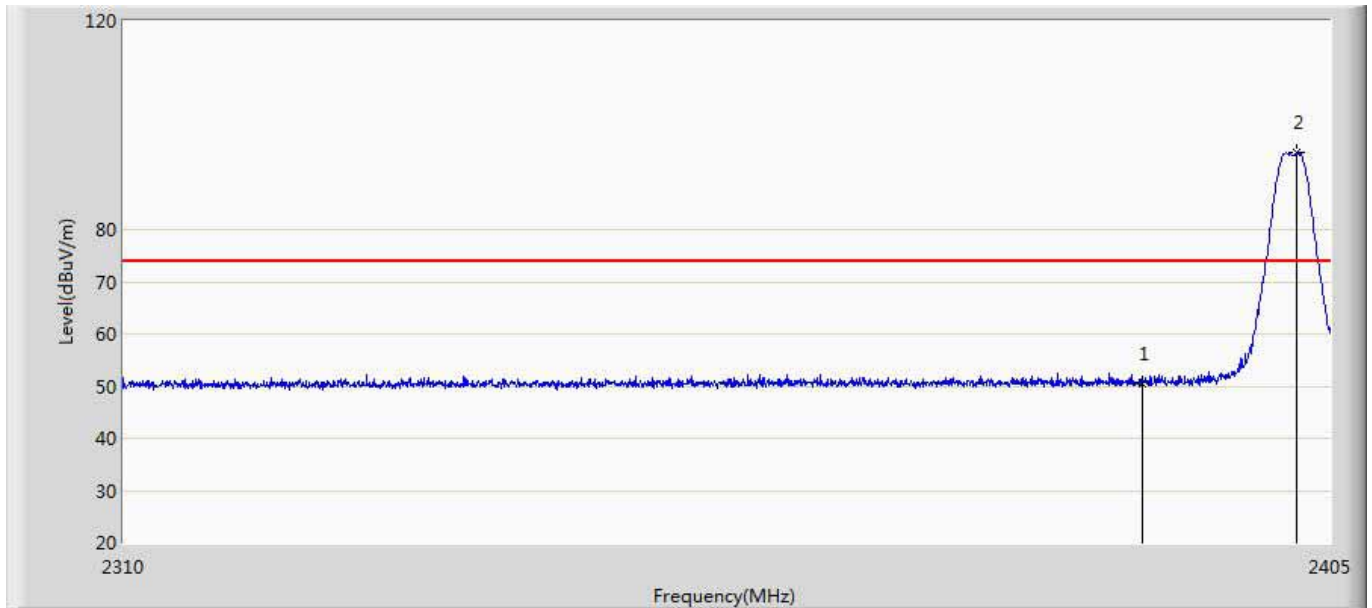
No	Mark	Frequency (MHz)	Measure Level (dBuV/m)	Reading Level (dBuV)	Over Limit (dB)	Limit (dBuV/m)	Factor (dB)	Type
1	*	2479.947	98.138	62.272	24.138	74.000	35.866	PK
2		2483.500	53.971	18.079	-20.029	74.000	35.891	PK

Engineer: YULIU	
Site: AC5	Time: 2019/03/21 - 22:34
Limit: FCC_Part15.209_RE(3m)	Margin: 0
Probe: Horn_3117_00167055(1-18GHz)	Polarity: Horizontal
EUT: LED LAMP	Power: AC 120V/60Hz
Note: Mode1:Transmit at 2480Mhz by BLE	



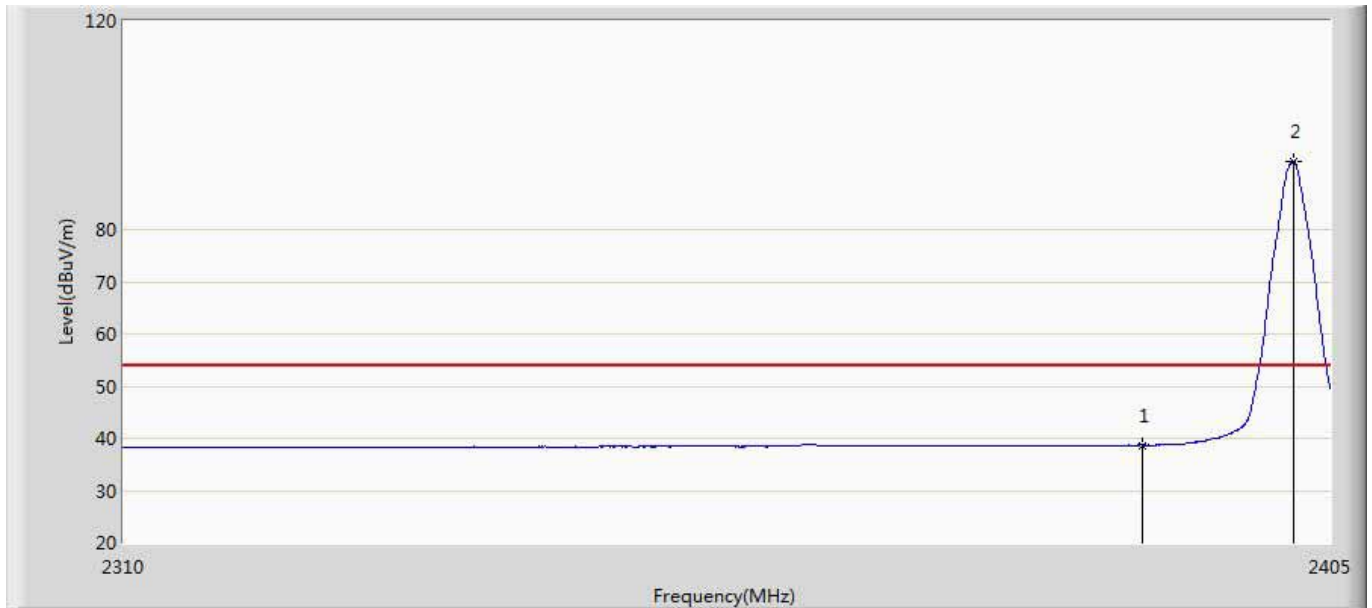
No	Mark	Frequency (MHz)	Measure Level (dBuV/m)	Reading Level (dBuV)	Over Limit (dB)	Limit (dBuV/m)	Factor (dB)	Type
1	*	2480.013	97.805	61.939	43.805	54.000	35.866	AV
2		2483.500	42.040	6.148	-11.960	54.000	35.891	AV

Engineer: YULIU	
Site: AC5	Time: 2019/03/21 - 22:36
Limit: FCC_Part15.209_RE(3m)	Margin: 0
Probe: Horn_3117_00167055(1-18GHz)	Polarity: Vertical
EUT: LED LAMP	Power: AC 120V/60Hz
Note: Mode 2:Transmit at 2402Mhz by 2LE	



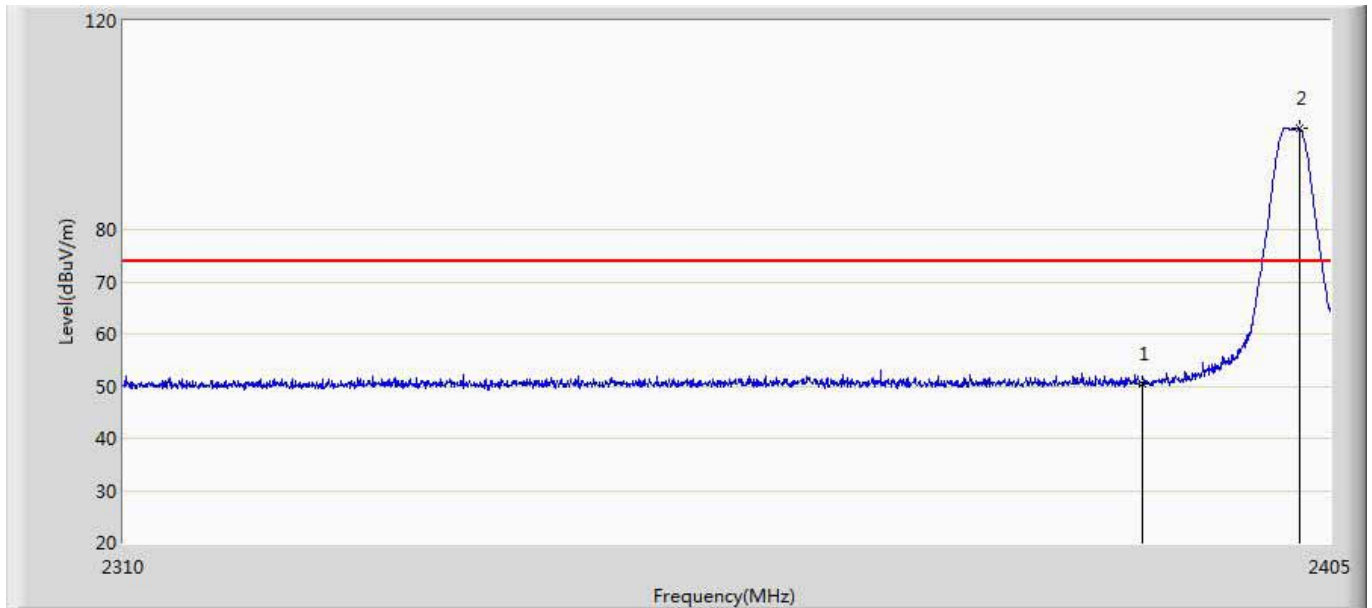
No	Mark	Frequency (MHz)	Measure Level (dBuV/m)	Reading Level (dBuV)	Over Limit (dB)	Limit (dBuV/m)	Factor (dB)	Type
1		2390.000	50.539	14.857	-23.461	74.000	35.682	PK
2	*	2402.340	94.721	59.007	20.721	74.000	35.714	PK

Engineer: YULIU	
Site: AC5	Time: 2019/03/21 - 22:38
Limit: FCC_Part15.209_RE(3m)	Margin: 0
Probe: Horn_3117_00167055(1-18GHz)	Polarity: Vertical
EUT: LED LAMP	Power: AC 120V/60Hz
Note: Mode 2:Transmit at 2402Mhz by 2LE	



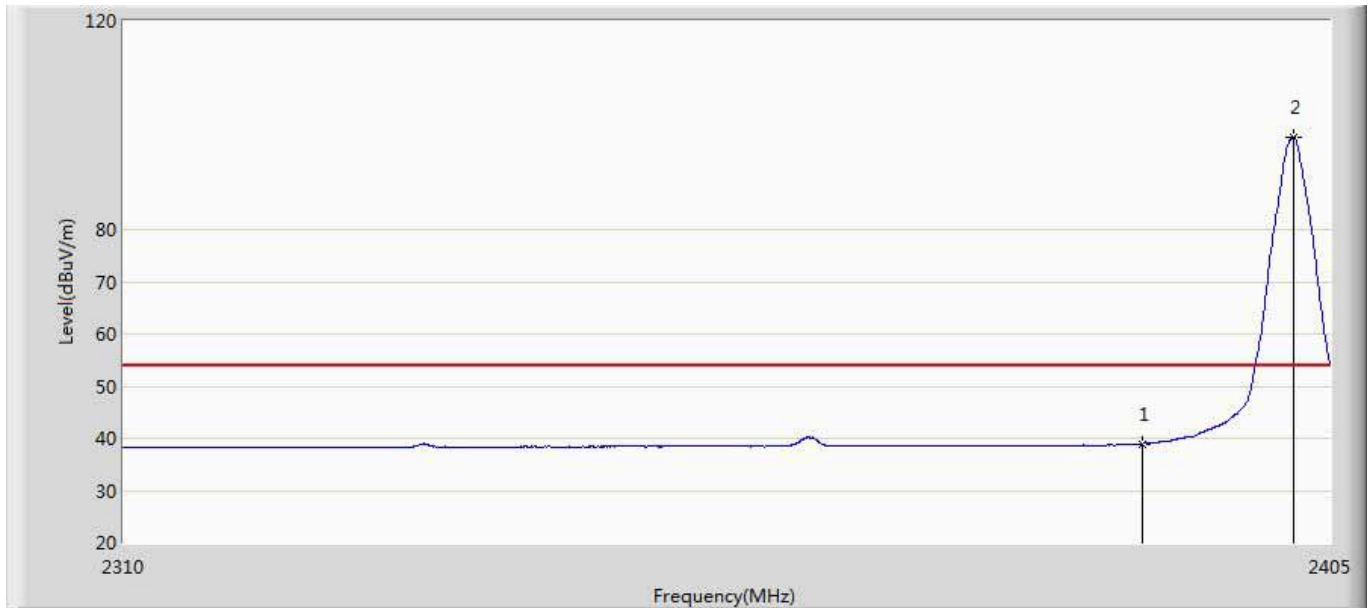
No	Mark	Frequency (MHz)	Measure Level (dBuV/m)	Reading Level (dBuV)	Over Limit (dB)	Limit (dBuV/m)	Factor (dB)	Type
1		2390.000	38.665	2.983	-15.335	54.000	35.682	AV
2	*	2402.055	93.127	57.414	39.127	54.000	35.712	AV

Engineer: YULIU	
Site: AC5	Time: 2019/03/21 - 22:40
Limit: FCC_Part15.209_RE(3m)	Margin: 0
Probe: Horn_3117_00167055(1-18GHz)	Polarity: Horizontal
EUT: LED LAMP	Power: AC 120V/60Hz
Note: Mode 2:Transmit at 2402Mhz by 2LE	



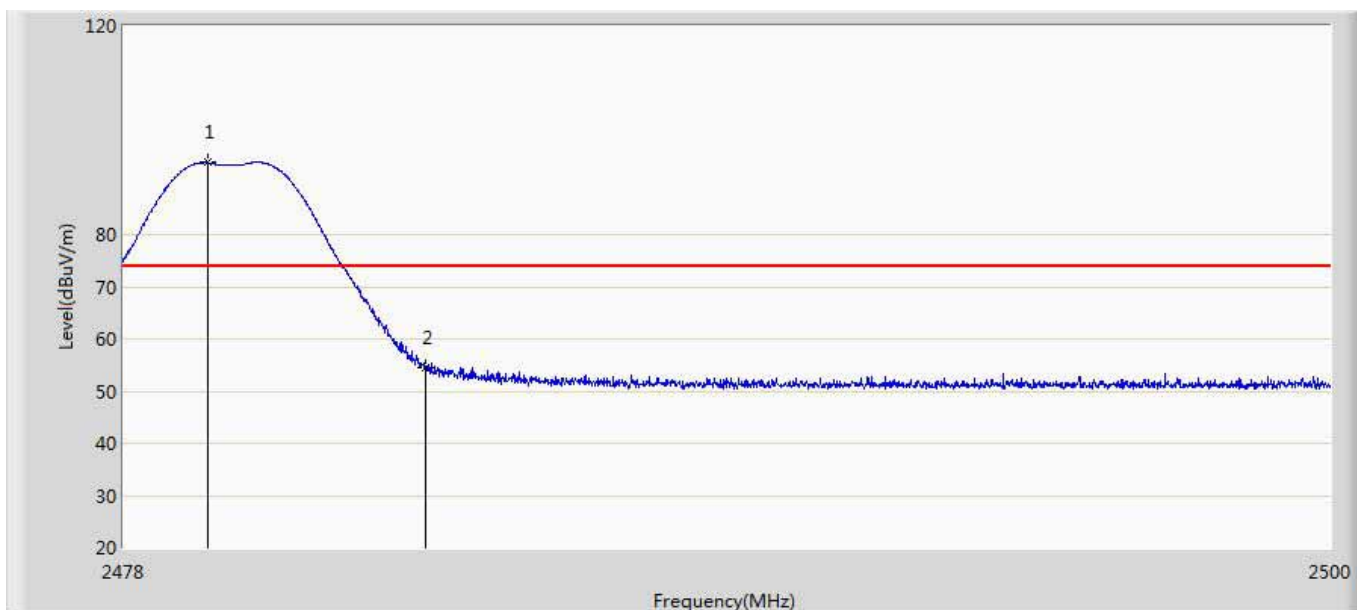
No	Mark	Frequency (MHz)	Measure Level (dBuV/m)	Reading Level (dBuV)	Over Limit (dB)	Limit (dBuV/m)	Factor (dB)	Type
1		2390.000	50.577	14.895	-23.423	74.000	35.682	PK
2	*	2402.530	99.436	63.722	25.436	74.000	35.714	PK

Engineer: YULIU	
Site: AC5	Time: 2019/03/21 - 22:42
Limit: FCC_Part15.209_RE(3m)	Margin: 0
Probe: Horn_3117_00167055(1-18GHz)	Polarity: Horizontal
EUT: LED LAMP	Power: AC 120V/60Hz
Note: Mode 2:Transmit at 2402Mhz by 2LE	



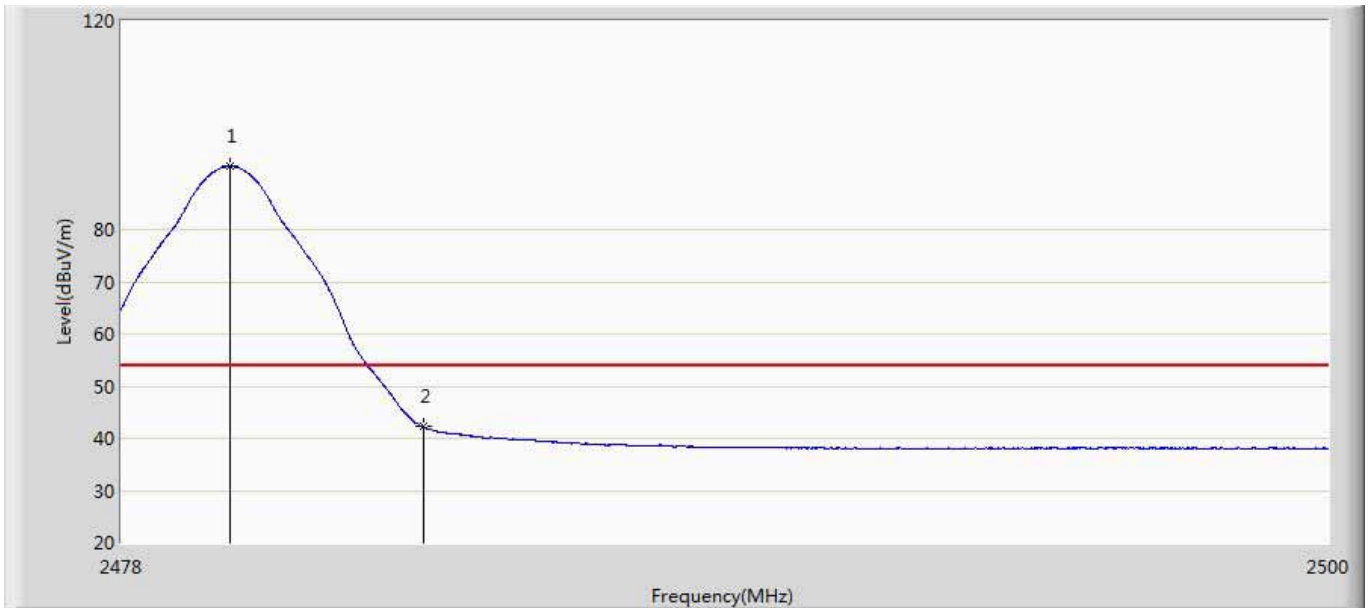
No	Mark	Frequency (MHz)	Measure Level (dBuV/m)	Reading Level (dBuV)	Over Limit (dB)	Limit (dBuV/m)	Factor (dB)	Type
1		2390.000	38.969	3.287	-15.031	54.000	35.682	AV
2	*	2402.055	97.803	62.090	43.803	54.000	35.712	AV

Engineer: YULIU	
Site: AC5	Time: 2019/03/21 - 22:45
Limit: FCC_Part15.209_RE(3m)	Margin: 0
Probe: Horn_3117_00167055(1-18GHz)	Polarity: Vertical
EUT: LED LAMP	Power: AC 120V/60Hz
Note: Mode 2:Transmit at 2480Mhz by 2LE	



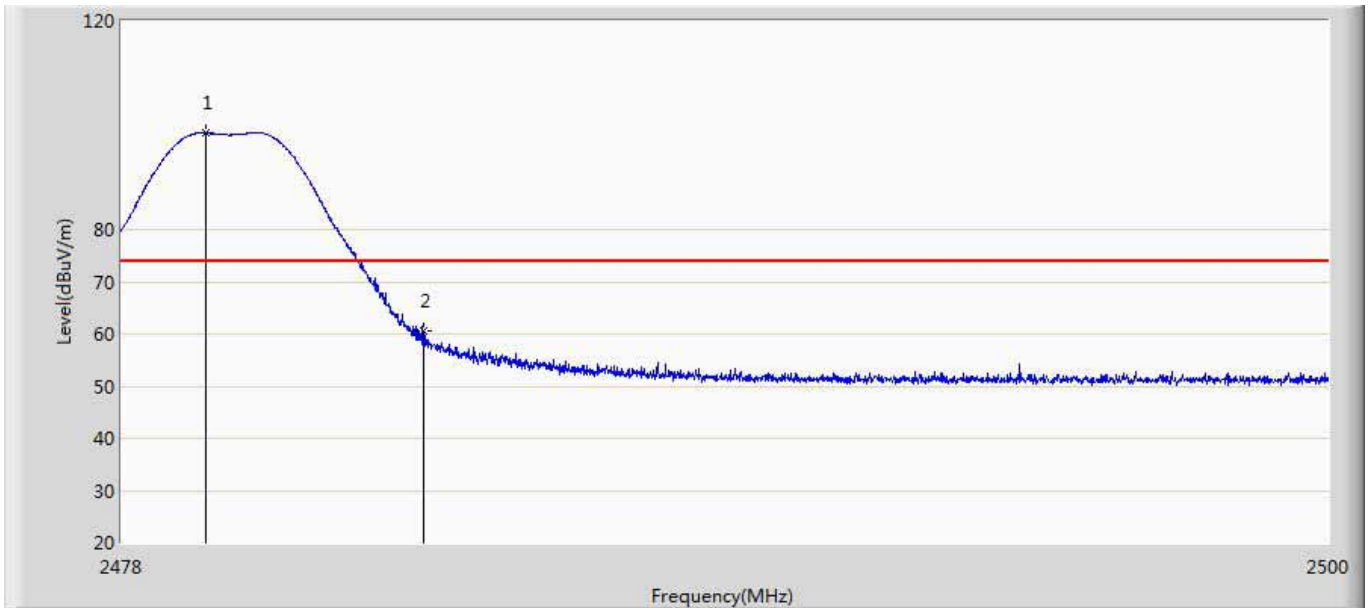
No	Mark	Frequency (MHz)	Measure Level (dBuV/m)	Reading Level (dBuV)	Over Limit (dB)	Limit (dBuV/m)	Factor (dB)	Type
1	*	2479.529	93.780	57.917	19.780	74.000	35.863	PK
2		2483.500	54.399	18.507	-19.601	74.000	35.891	PK

Engineer: YULIU	
Site: AC5	Time: 2019/03/24 - 15:11
Limit: FCC_Part15.209_RE(3m)	Margin: 0
Probe: Horn_3117_00167055(1-18GHz)	Polarity: Vertical
EUT: LED LAMP	Power: AC 120V/60Hz
Note: Mode 2:Transmit at 2480Mhz by 2LE	



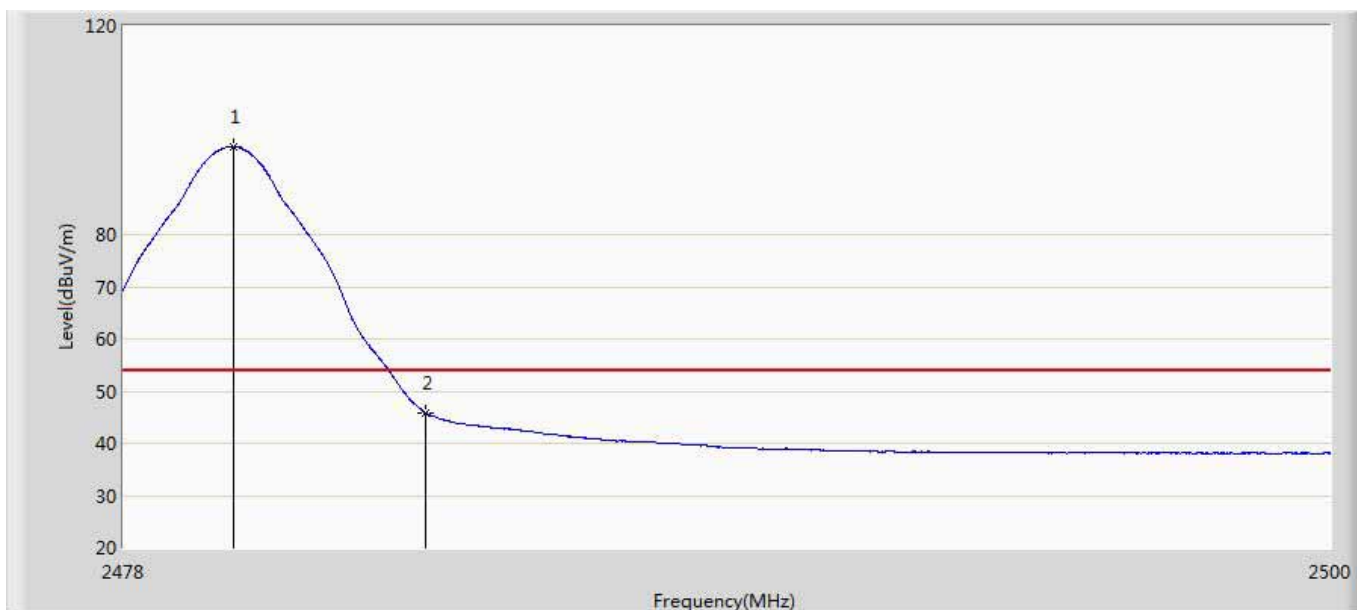
No	Mark	Frequency (MHz)	Measure Level (dBuV/m)	Reading Level (dBuV)	Over Limit (dB)	Limit (dBuV/m)	Factor (dB)	Type
1	*	2479.980	92.097	56.231	38.097	54.000	35.866	AV
2		2483.500	42.230	6.338	-11.770	54.000	35.891	AV

Engineer: YULIU	
Site: AC5	Time: 2019/03/24 - 15:14
Limit: FCC_Part15.209_RE(3m)	Margin: 0
Probe: Horn_3117_00167055(1-18GHz)	Polarity: Horizontal
EUT: LED LAMP	Power: AC 120V/60Hz
Note: Mode 2:Transmit at 2480Mhz by 2LE	



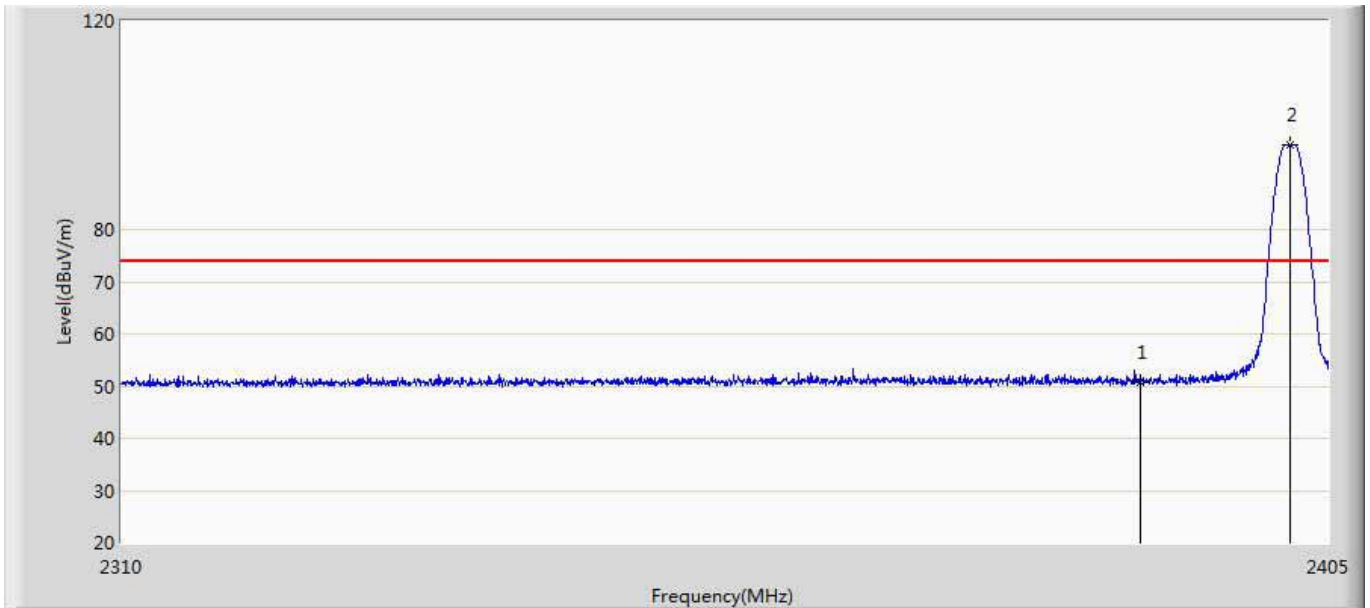
No	Mark	Frequency (MHz)	Measure Level (dBuV/m)	Reading Level (dBuV)	Over Limit (dB)	Limit (dBuV/m)	Factor (dB)	Type
1	*	2479.529	98.524	62.661	24.524	74.000	35.863	PK
2		2483.500	60.453	24.561	-13.547	74.000	35.891	PK

Engineer: YULIU	
Site: AC5	Time: 2019/03/24 - 15:16
Limit: FCC_Part15.209_RE(3m)	Margin: 0
Probe: Horn_3117_00167055(1-18GHz)	Polarity: Horizontal
EUT: LED LAMP	Power: AC 120V/60Hz
Note: Mode 2:Transmit at 2480Mhz by 2LE	



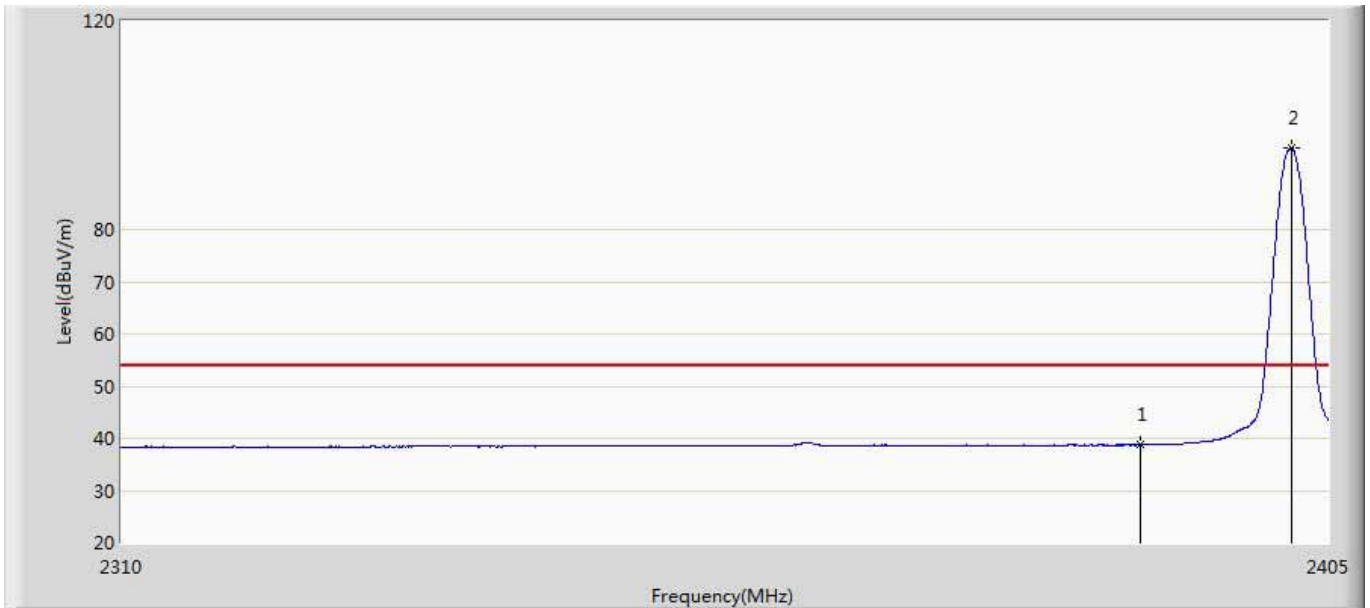
No	Mark	Frequency (MHz)	Measure Level (dBuV/m)	Reading Level (dBuV)	Over Limit (dB)	Limit (dBuV/m)	Factor (dB)	Type
1	*	2480.013	96.808	60.942	42.808	54.000	35.866	AV
2		2483.500	45.776	9.884	-8.224	54.000	35.891	AV

Engineer: YULIU	
Site: AC5	Time: 2019/03/24 - 15:19
Limit: FCC_Part15.209_RE(3m)	Margin: 0
Probe: Horn_3117_00167055(1-18GHz)	Polarity: Vertical
EUT: LED LAMP	Power: AC 120V/60Hz
Note: Mode 3:Transmit at 2402Mhz by Coding125	



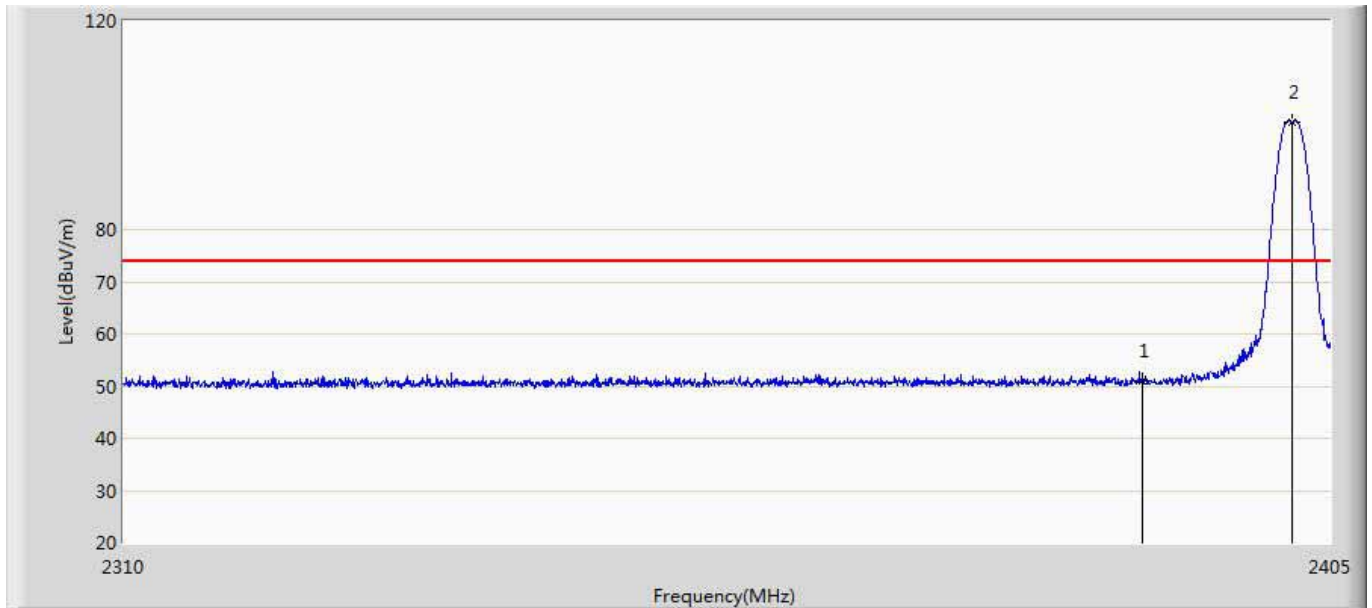
No	Mark	Frequency (MHz)	Measure Level (dBuV/m)	Reading Level (dBuV)	Over Limit (dB)	Limit (dBuV/m)	Factor (dB)	Type
1		2390.000	50.769	15.087	-23.231	74.000	35.682	PK
2	*	2402.008	96.245	60.532	22.245	74.000	35.712	PK

Engineer: YULIU	
Site: AC5	Time: 2019/03/24 - 15:23
Limit: FCC_Part15.209_RE(3m)	Margin: 0
Probe: Horn_3117_00167055(1-18GHz)	Polarity: Vertical
EUT: LED LAMP	Power: AC 120V/60Hz
Note: Mode 3:Transmit at 2402Mhz by Coding125	



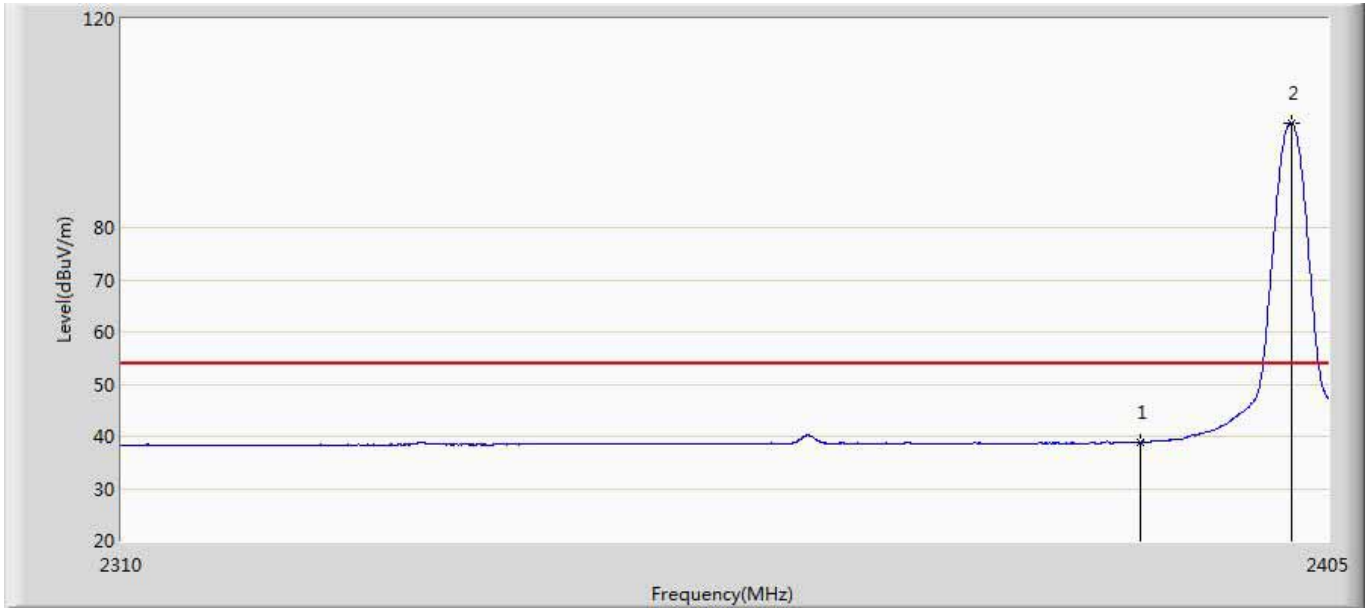
No	Mark	Frequency (MHz)	Measure Level (dBuV/m)	Reading Level (dBuV)	Over Limit (dB)	Limit (dBuV/m)	Factor (dB)	Type
1		2390.000	38.734	3.052	-15.266	54.000	35.682	AV
2	*	2402.055	95.691	59.978	41.691	54.000	35.712	AV

Engineer: YULIU	
Site: AC5	Time: 2019/03/24 - 15:26
Limit: FCC_Part15.209_RE(3m)	Margin: 0
Probe: Horn_3117_00167055(1-18GHz)	Polarity: Horizontal
EUT: LED LAMP	Power: AC 120V/60Hz
Note: Mode 3:Transmit at 2402Mhz by Coding125	



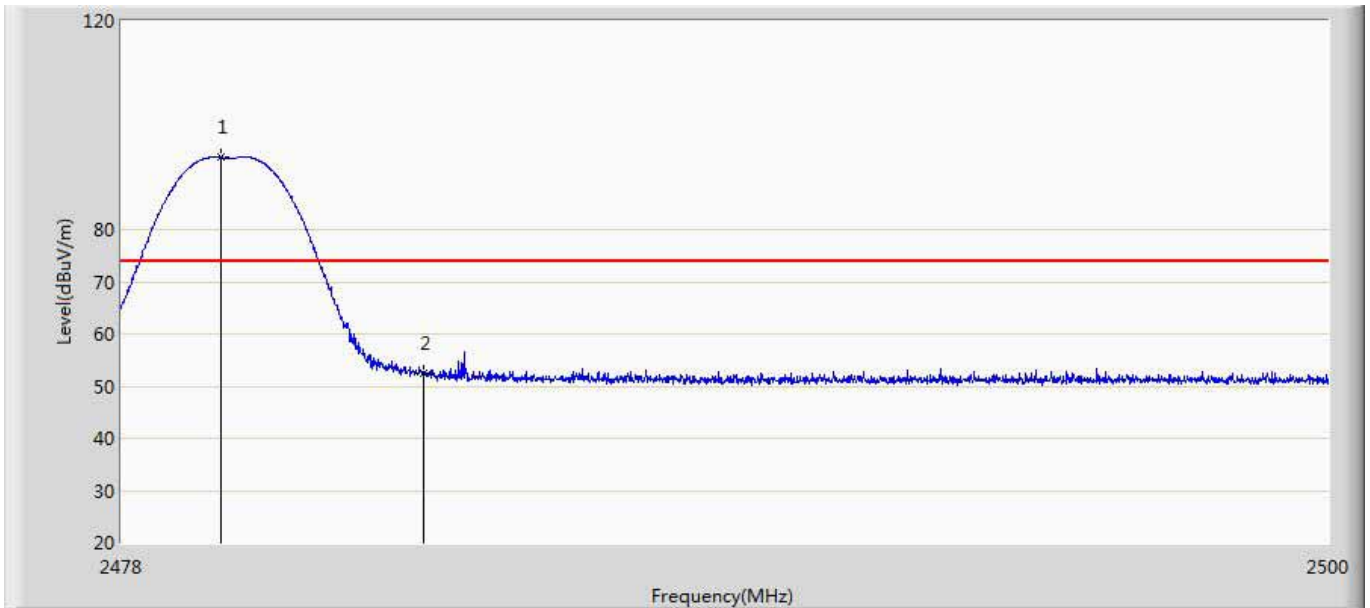
No	Mark	Frequency (MHz)	Measure Level (dBuV/m)	Reading Level (dBuV)	Over Limit (dB)	Limit (dBuV/m)	Factor (dB)	Type
1		2390.000	51.042	15.360	-22.958	74.000	35.682	PK
2	*	2401.913	100.631	64.919	26.631	74.000	35.712	PK

Engineer: YULIU	
Site: AC5	Time: 2019/03/24 - 15:30
Limit: FCC_Part15.209_RE(3m)	Margin: 0
Probe: Horn_3117_00167055(1-18GHz)	Polarity: Horizontal
EUT: LED LAMP	Power: AC 120V/60Hz
Note: Mode 3:Transmit at 2402Mhz by Coding125	



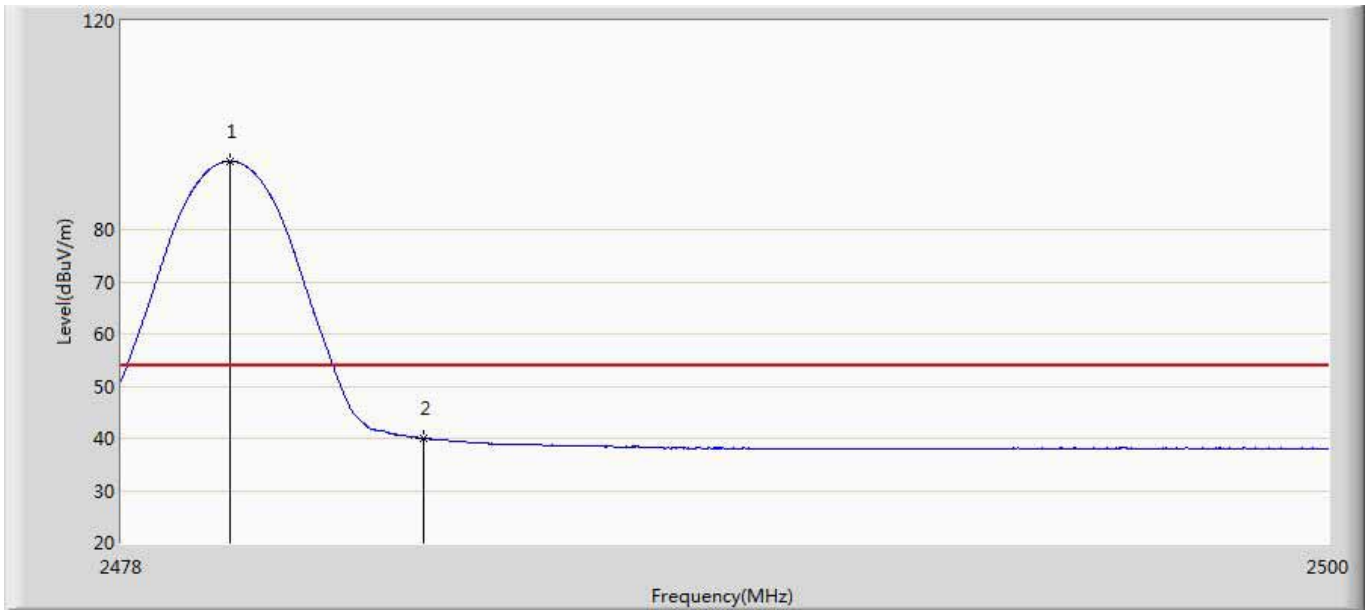
No	Mark	Frequency (MHz)	Measure Level (dBuV/m)	Reading Level (dBuV)	Over Limit (dB)	Limit (dBuV/m)	Factor (dB)	Type
1		2390.000	38.905	3.223	-15.095	54.000	35.682	AV
2	*	2402.055	100.117	64.404	46.117	54.000	35.712	AV

Engineer: YULIU	
Site: AC5	Time: 2019/03/24 - 15:33
Limit: FCC_Part15.209_RE(3m)	Margin: 0
Probe: Horn_3117_00167055(1-18GHz)	Polarity: Vertical
EUT: LED LAMP	Power: AC 120V/60Hz
Note: Mode 3:Transmit at 2480Mhz by Coding125	



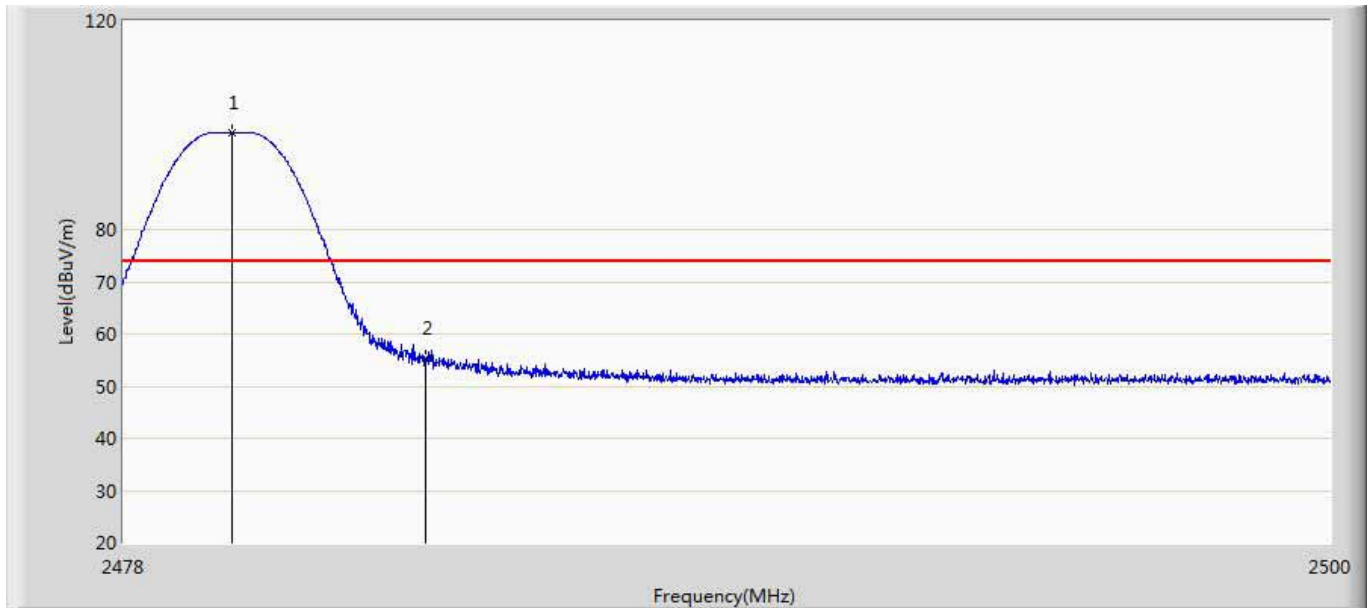
No	Mark	Frequency (MHz)	Measure Level (dBuV/m)	Reading Level (dBuV)	Over Limit (dB)	Limit (dBuV/m)	Factor (dB)	Type
1	*	2479.804	93.775	57.910	19.775	74.000	35.865	PK
2		2483.500	52.406	16.514	-21.594	74.000	35.891	PK

Engineer: YULIU	
Site: AC5	Time: 2019/03/24 - 15:35
Limit: FCC_Part15.209_RE(3m)	Margin: 0
Probe: Horn_3117_00167055(1-18GHz)	Polarity: Vertical
EUT: LED LAMP	Power: AC 120V/60Hz
Note: Mode 3:Transmit at 2480Mhz by Coding125	



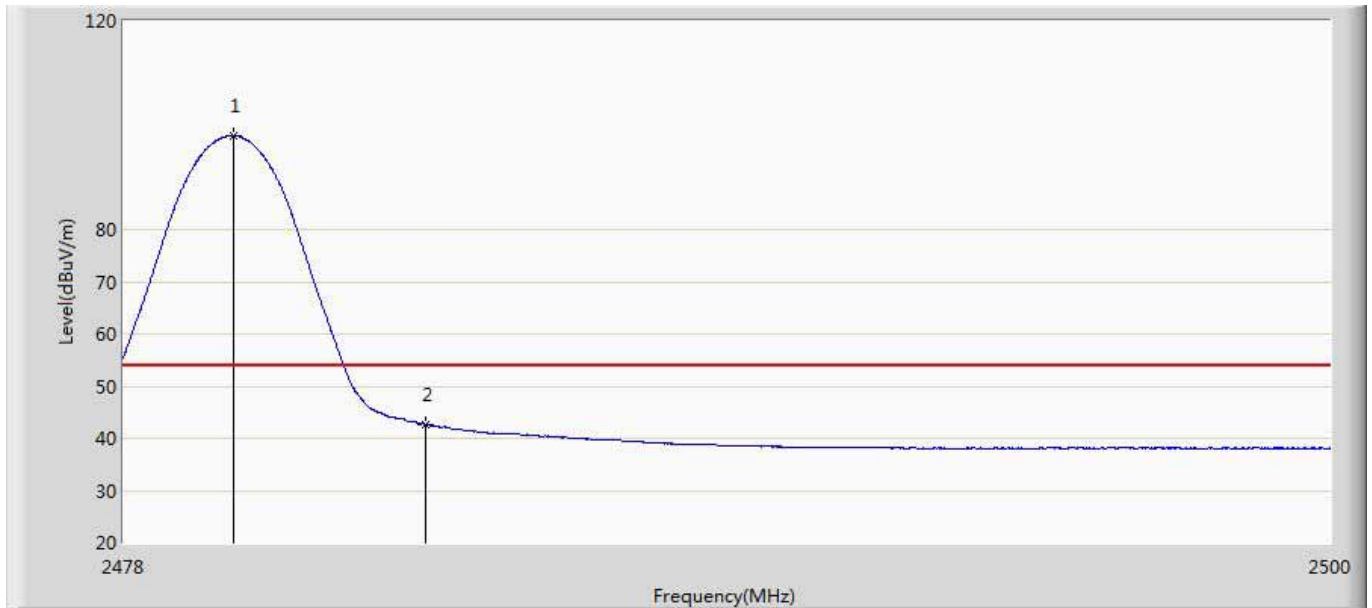
No	Mark	Frequency (MHz)	Measure Level (dBuV/m)	Reading Level (dBuV)	Over Limit (dB)	Limit (dBuV/m)	Factor (dB)	Type
1	*	2479.980	93.130	57.264	39.130	54.000	35.866	AV
2		2483.500	40.133	4.241	-13.867	54.000	35.891	AV

Engineer: YULIU	
Site: AC5	Time: 2019/03/24 - 15:37
Limit: FCC_Part15.209_RE(3m)	Margin: 0
Probe: Horn_3117_00167055(1-18GHz)	Polarity: Horizontal
EUT: LED LAMP	Power: AC 120V/60Hz
Note: Mode 3:Transmit at 2480Mhz by Coding125	



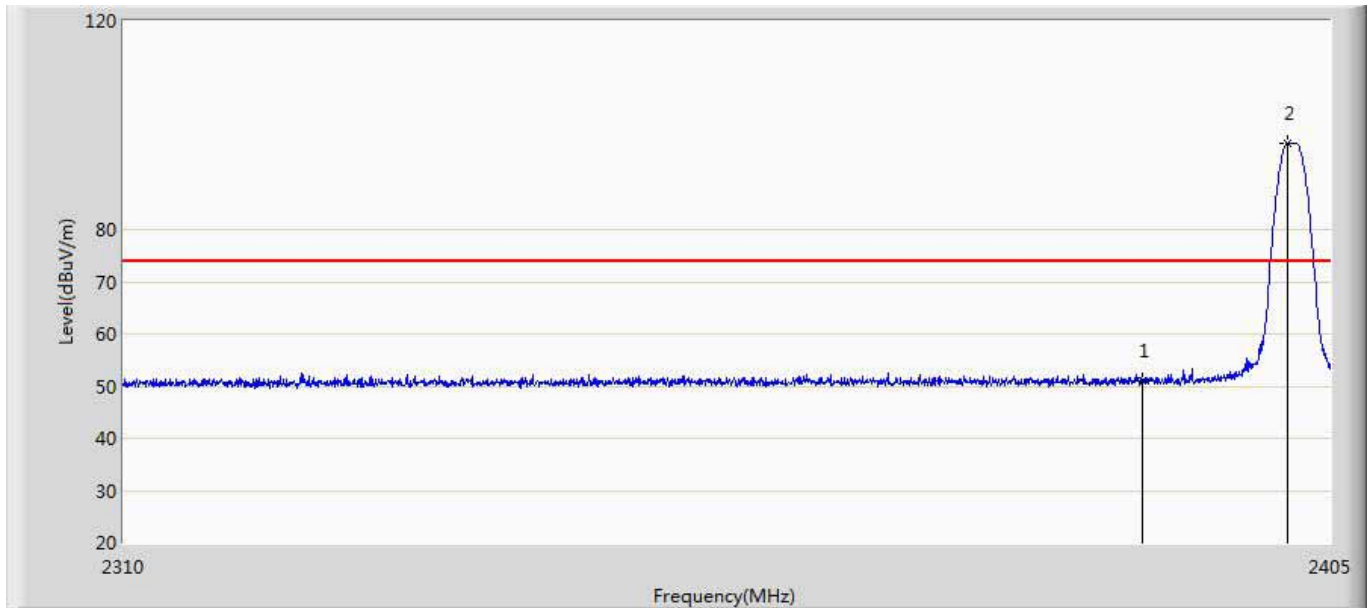
No	Mark	Frequency (MHz)	Measure Level (dBuV/m)	Reading Level (dBuV)	Over Limit (dB)	Limit (dBuV/m)	Factor (dB)	Type
1	*	2479.980	98.467	62.601	24.467	74.000	35.866	PK
2		2483.500	55.335	19.443	-18.665	74.000	35.891	PK

Engineer: YULIU	
Site: AC5	Time: 2019/03/24 - 15:39
Limit: FCC_Part15.209_RE(3m)	Margin: 0
Probe: Horn_3117_00167055(1-18GHz)	Polarity: Horizontal
EUT: LED LAMP	Power: AC 120V/60Hz
Note: Mode 3:Transmit at 2480Mhz by Coding125	



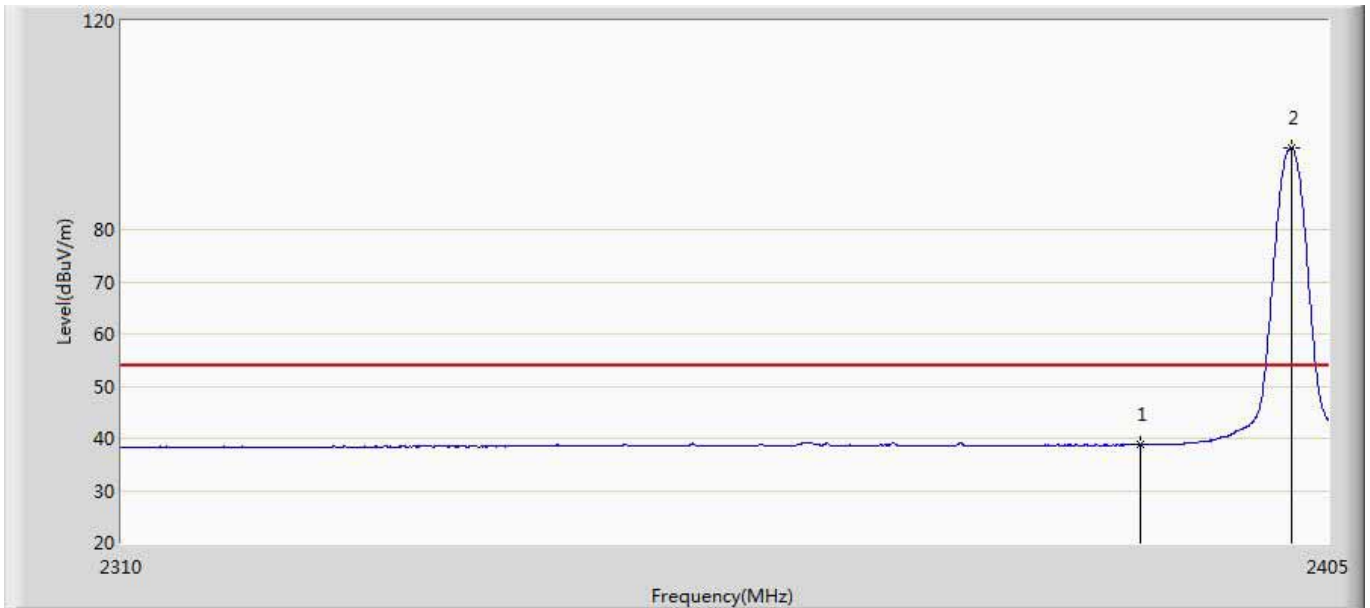
No	Mark	Frequency (MHz)	Measure Level (dBuV/m)	Reading Level (dBuV)	Over Limit (dB)	Limit (dBuV/m)	Factor (dB)	Type
1	*	2480.013	97.971	62.105	43.971	54.000	35.866	AV
2		2483.500	42.639	6.747	-11.361	54.000	35.891	AV

Engineer: YULIU	
Site: AC5	Time: 2019/03/24 - 15:42
Limit: FCC_Part15.209_RE(3m)	Margin: 0
Probe: Horn_3117_00167055(1-18GHz)	Polarity: Vertical
EUT: LED LAMP	Power: AC 120V/60Hz
Note: Mode 4:Transmit at 2402Mhz by Coding500	



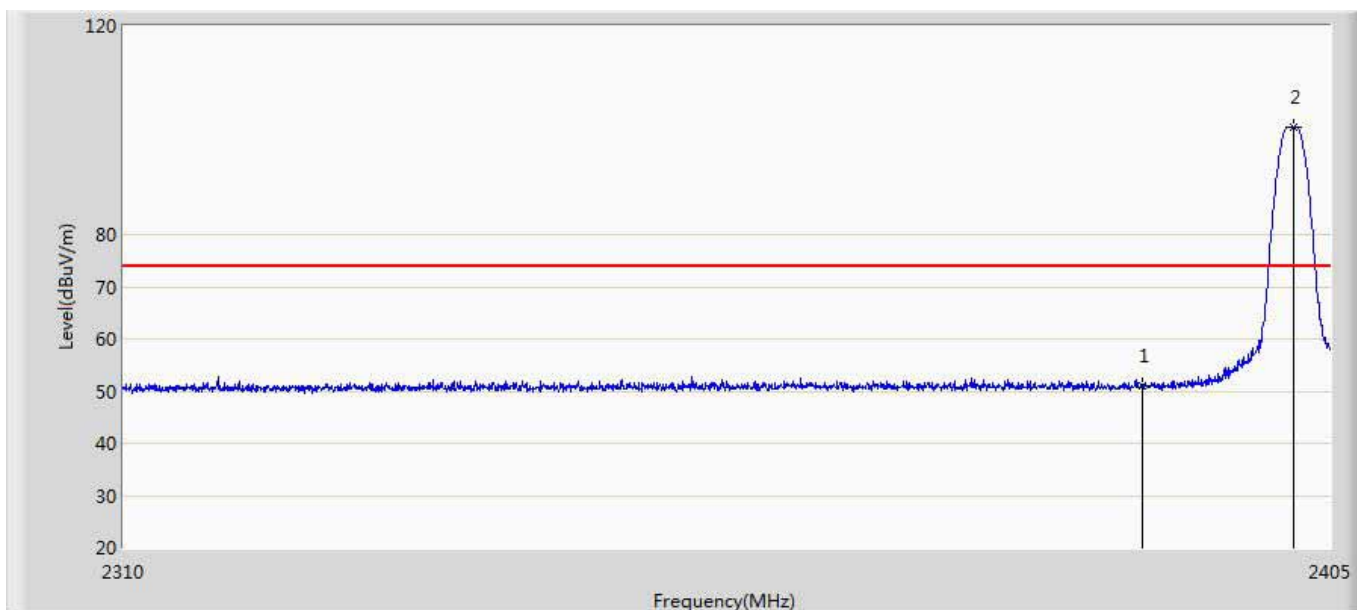
No	Mark	Frequency (MHz)	Measure Level (dBuV/m)	Reading Level (dBuV)	Over Limit (dB)	Limit (dBuV/m)	Factor (dB)	Type
1		2390.000	51.041	15.359	-22.959	74.000	35.682	PK
2	*	2401.627	96.566	60.854	22.566	74.000	35.712	PK

Engineer: YULIU	
Site: AC5	Time: 2019/03/24 - 15:45
Limit: FCC_Part15.209_RE(3m)	Margin: 0
Probe: Horn_3117_00167055(1-18GHz)	Polarity: Vertical
EUT: LED LAMP	Power: AC 120V/60Hz
Note: Mode 4:Transmit at 2402Mhz by Coding500	



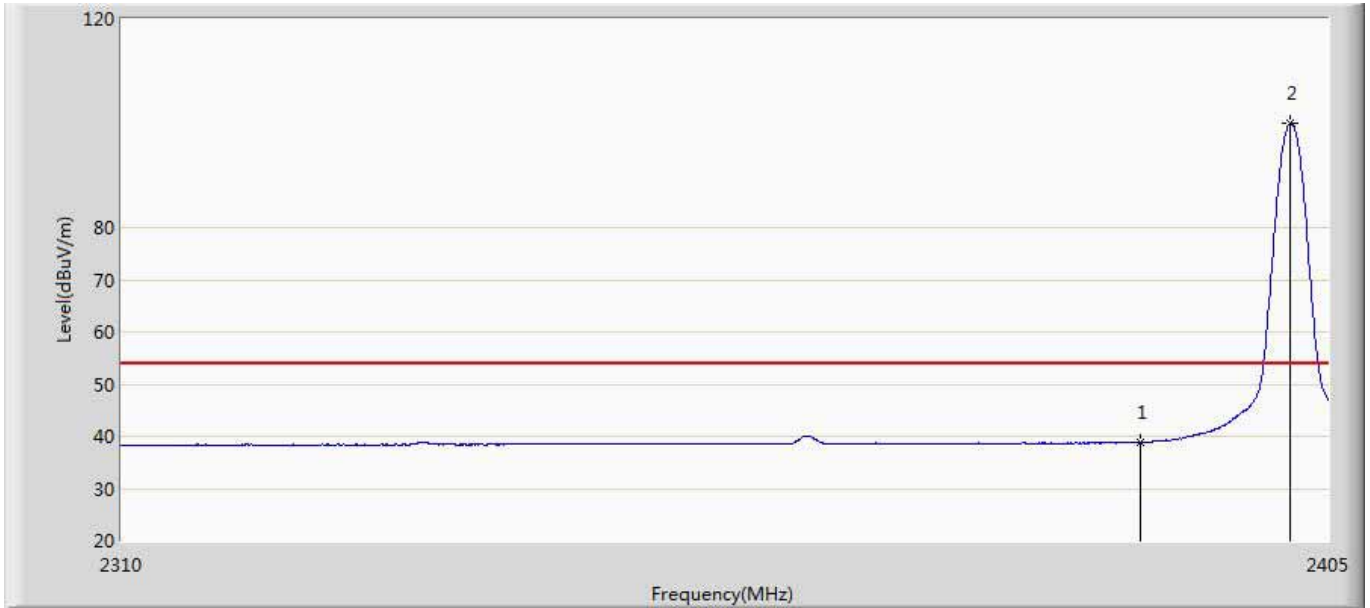
No	Mark	Frequency (MHz)	Measure Level (dBuV/m)	Reading Level (dBuV)	Over Limit (dB)	Limit (dBuV/m)	Factor (dB)	Type
1		2390.000	38.748	3.066	-15.252	54.000	35.682	AV
2	*	2402.055	95.737	60.024	41.737	54.000	35.712	AV

Engineer: YULIU	
Site: AC5	Time: 2019/03/24 - 15:47
Limit: FCC_Part15.209_RE(3m)	Margin: 0
Probe: Horn_3117_00167055(1-18GHz)	Polarity: Horizontal
EUT: LED LAMP	Power: AC 120V/60Hz
Note: Mode 4:Transmit at 2402Mhz by Coding500	



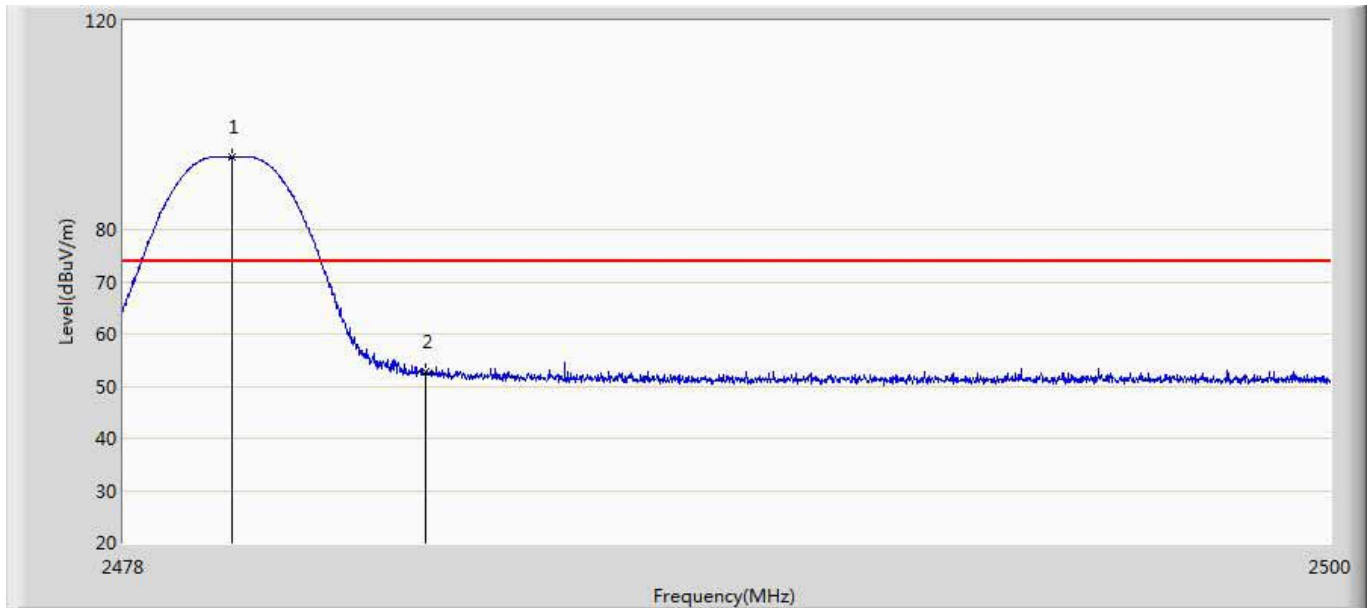
No	Mark	Frequency (MHz)	Measure Level (dBuV/m)	Reading Level (dBuV)	Over Limit (dB)	Limit (dBuV/m)	Factor (dB)	Type
1		2390.000	50.910	15.228	-23.090	74.000	35.682	PK
2	*	2402.055	100.610	64.897	26.610	74.000	35.712	PK

Engineer: YULIU	
Site: AC5	Time: 2019/03/24 - 15:50
Limit: FCC_Part15.209_RE(3m)	Margin: 0
Probe: Horn_3117_00167055(1-18GHz)	Polarity: Horizontal
EUT: LED LAMP	Power: AC 120V/60Hz
Note: Mode 4:Transmit at 2402Mhz by Coding500	



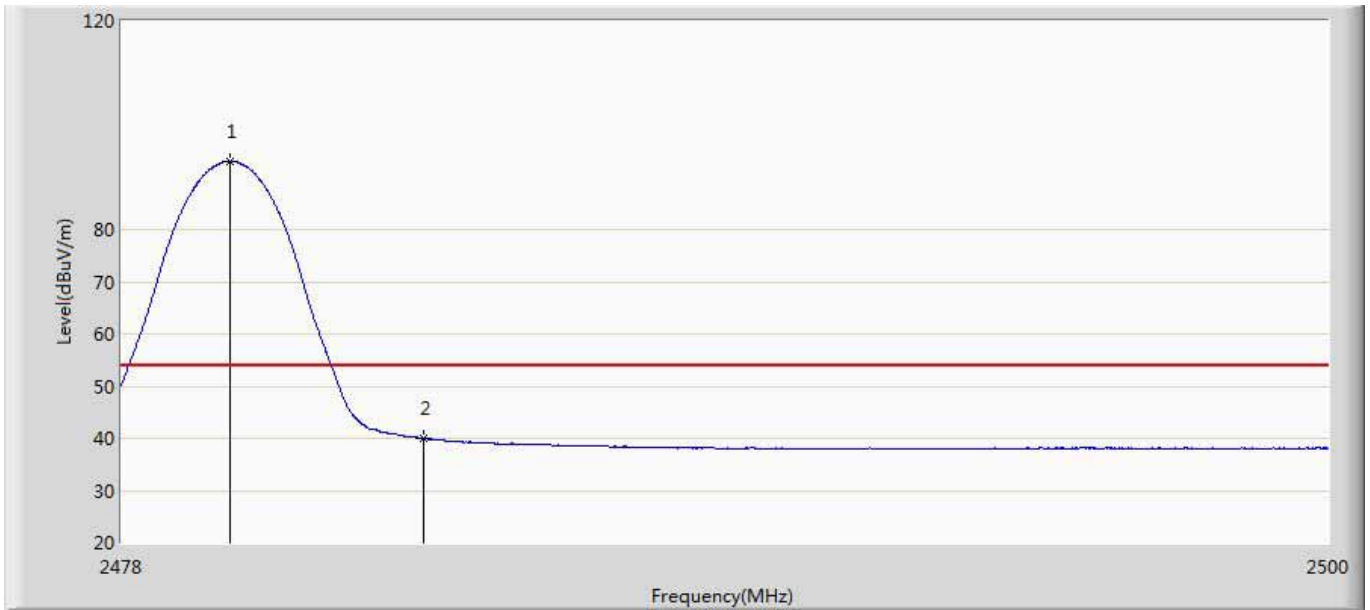
No	Mark	Frequency (MHz)	Measure Level (dBuV/m)	Reading Level (dBuV)	Over Limit (dB)	Limit (dBuV/m)	Factor (dB)	Type
1		2390.000	38.937	3.255	-15.063	54.000	35.682	AV
2	*	2401.960	99.987	64.274	45.987	54.000	35.712	AV

Engineer: YULIU	
Site: AC5	Time: 2019/03/24 - 15:52
Limit: FCC_Part15.209_RE(3m)	Margin: 0
Probe: Horn_3117_00167055(1-18GHz)	Polarity: Vertical
EUT: LED LAMP	Power: AC 120V/60Hz
Note: Mode 4:Transmit at 2480Mhz by Coding500	



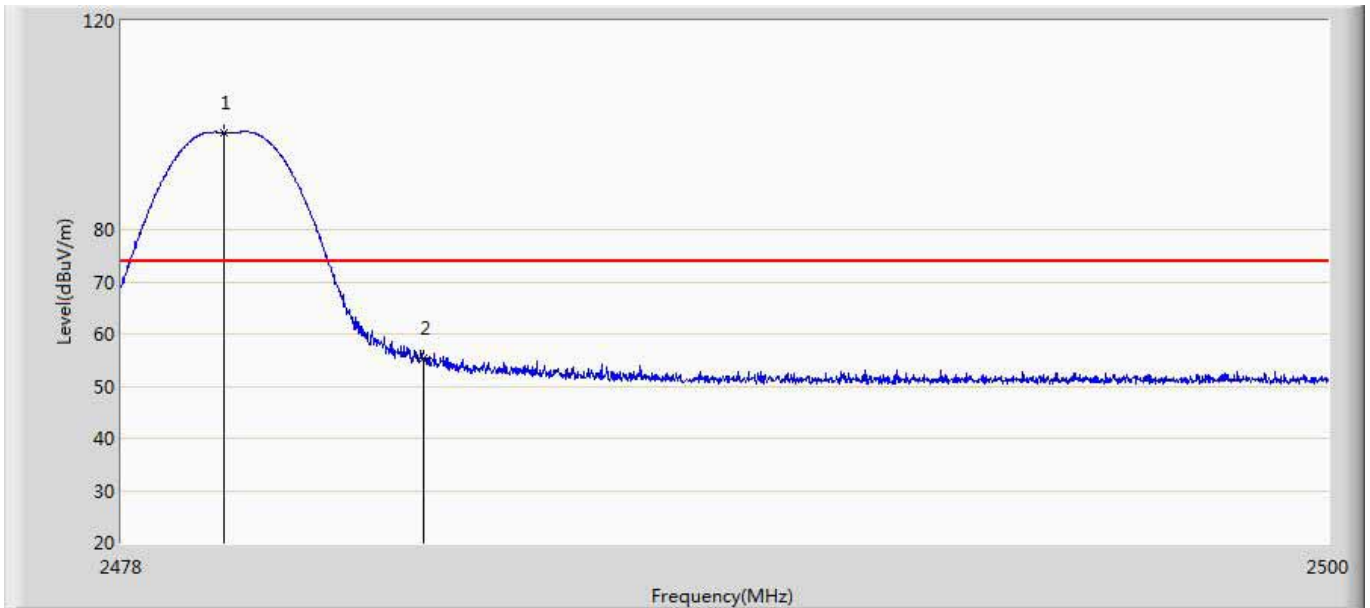
No	Mark	Frequency (MHz)	Measure Level (dBuV/m)	Reading Level (dBuV)	Over Limit (dB)	Limit (dBuV/m)	Factor (dB)	Type
1	*	2479.980	93.781	57.915	19.781	74.000	35.866	PK
2		2483.500	52.690	16.798	-21.310	74.000	35.891	PK

Engineer: YULIU	
Site: AC5	Time: 2019/03/24 - 15:55
Limit: FCC_Part15.209_RE(3m)	Margin: 0
Probe: Horn_3117_00167055(1-18GHz)	Polarity: Vertical
EUT: LED LAMP	Power: AC 120V/60Hz
Note: Mode 4:Transmit at 2480Mhz by Coding500	



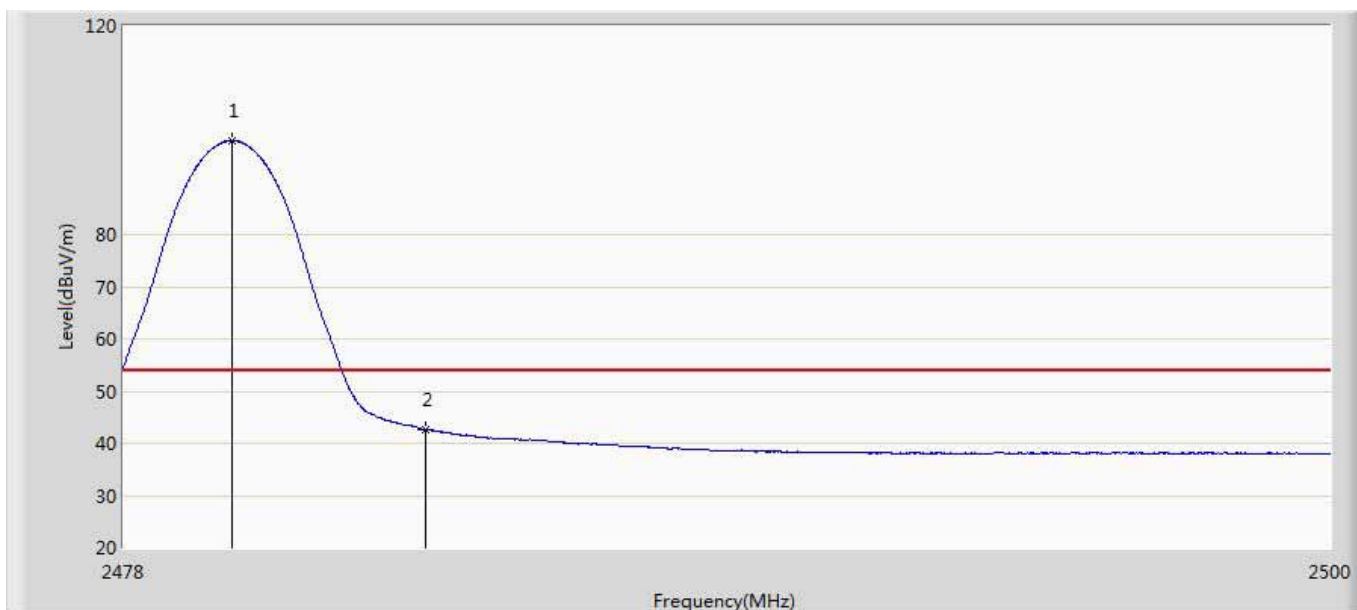
No	Mark	Frequency (MHz)	Measure Level (dBuV/m)	Reading Level (dBuV)	Over Limit (dB)	Limit (dBuV/m)	Factor (dB)	Type
1	*	2479.980	93.055	57.189	39.055	54.000	35.866	AV
2		2483.500	40.008	4.116	-13.992	54.000	35.891	AV

Engineer: YULIU	
Site: AC5	Time: 2019/03/24 - 15:57
Limit: FCC_Part15.209_RE(3m)	Margin: 0
Probe: Horn_3117_00167055(1-18GHz)	Polarity: Horizontal
EUT: LED LAMP	Power: AC 120V/60Hz
Note: Mode 4:Transmit at 2480Mhz by Coding500	



No	Mark	Frequency (MHz)	Measure Level (dBuV/m)	Reading Level (dBuV)	Over Limit (dB)	Limit (dBuV/m)	Factor (dB)	Type
1	*	2479.870	98.604	62.739	24.604	74.000	35.865	PK
2		2483.500	55.503	19.611	-18.497	74.000	35.891	PK

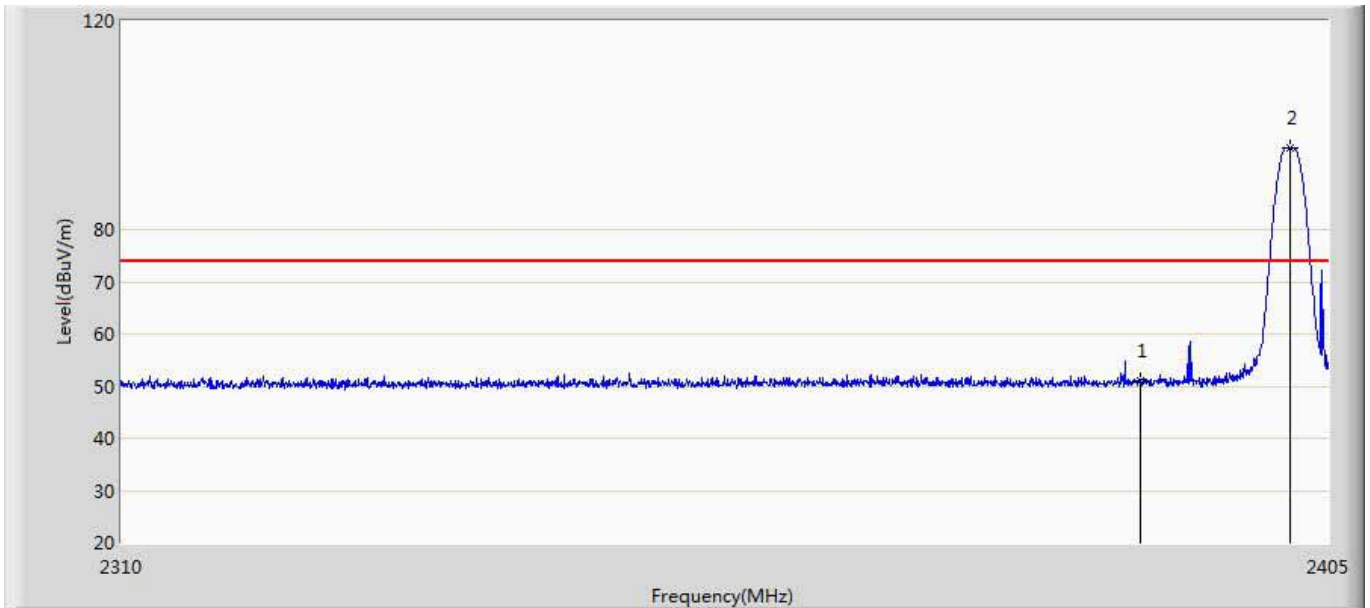
Engineer: YULIU	
Site: AC5	Time: 2019/03/24 - 15:59
Limit: FCC_Part15.209_RE(3m)	Margin: 0
Probe: Horn_3117_00167055(1-18GHz)	Polarity: Horizontal
EUT: LED LAMP	Power: AC 120V/60Hz
Note: Mode 4:Transmit at 2480Mhz by Coding500	



No	Mark	Frequency (MHz)	Measure Level (dBuV/m)	Reading Level (dBuV)	Over Limit (dB)	Limit (dBuV/m)	Factor (dB)	Type
1	*	2479.980	97.943	62.077	43.943	54.000	35.866	AV
2		2483.500	42.735	6.843	-11.265	54.000	35.891	AV

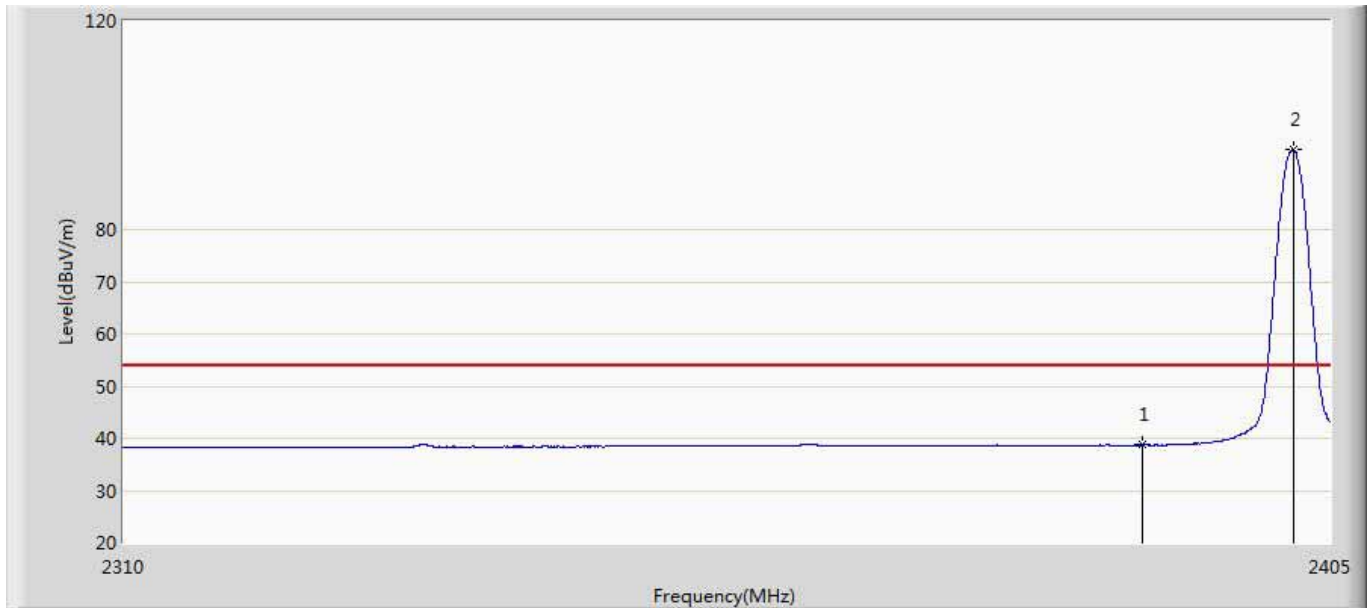
Kdx:

Engineer: YULIU	
Site: AC5	Time: 2019/03/08 - 15:56
Limit: FCC_Part15.209_RE(3m)	Margin: 0
Probe: Horn_3117_00167055(1-18GHz)	Polarity: Vertical
EUT:LED LAMP	Power: AC 120V/60Hz
Note: Mode1:Transmit at 2402Mhz by BLE	



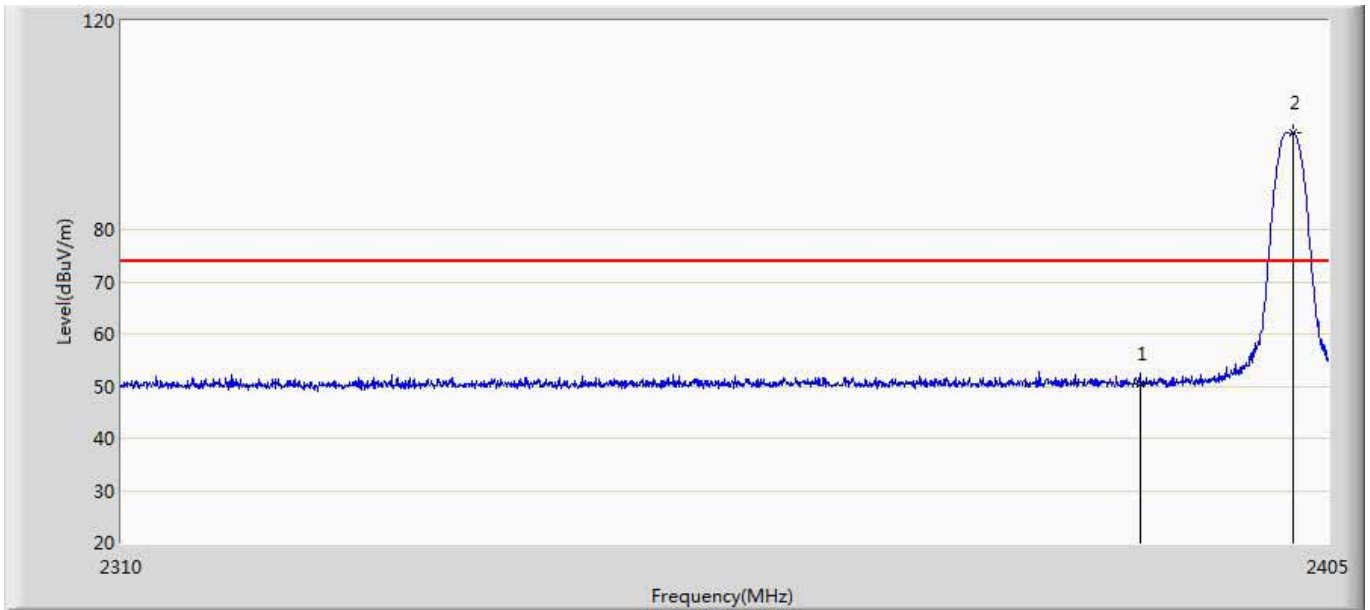
No	Mark	Frequency (MHz)	Measure Level (dBuV/m)	Reading Level (dBuV)	Over Limit (dB)	Limit (dBuV/m)	Factor (dB)	Type
1		2390.000	50.962	15.280	-23.038	74.000	35.682	PK
2	*	2401.913	95.622	59.910	21.622	74.000	35.712	PK

Engineer: YULIU	
Site: AC5	Time: 2019/04/11 - 22:54
Limit: FCC_Part15.209_RE(3m)	Margin: 0
Probe: Horn_3117_00167055(1-18GHz)	Polarity: Vertical
EUT:LED LAMP	Power: AC 120V/60Hz
Note: Mode1:Transmit at 2402Mhz by BLE	



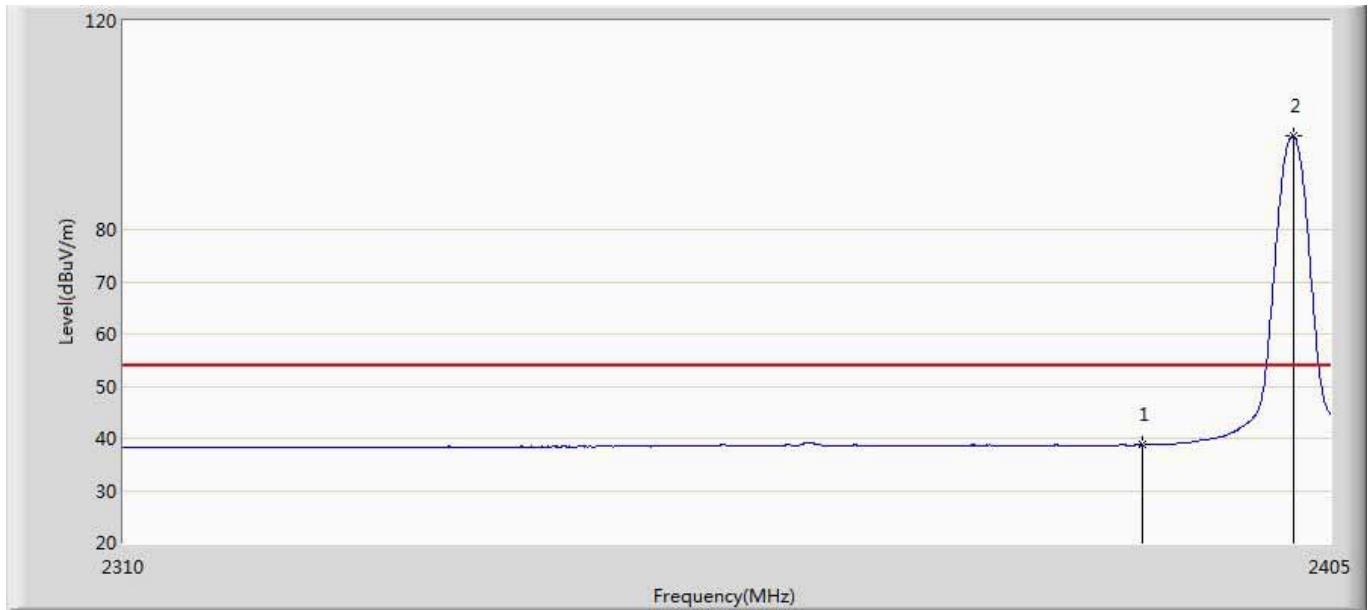
No	Mark	Frequency (MHz)	Measure Level (dBuV/m)	Reading Level (dBuV)	Over Limit (dB)	Limit (dBuV/m)	Factor (dB)	Type
1		2390.000	38.764	3.082	-15.236	54.000	35.682	AV
2	*	2402.055	95.288	59.575	41.288	54.000	35.712	AV

Engineer: YULIU	
Site: AC5	Time: 2019/04/11 - 22:55
Limit: FCC_Part15.209_RE(3m)	Margin: 0
Probe: Horn_3117_00167055(1-18GHz)	Polarity: Horizontal
EUT:LED LAMP	Power: AC 120V/60Hz
Note: Mode1:Transmit at 2402Mhz by BLE	



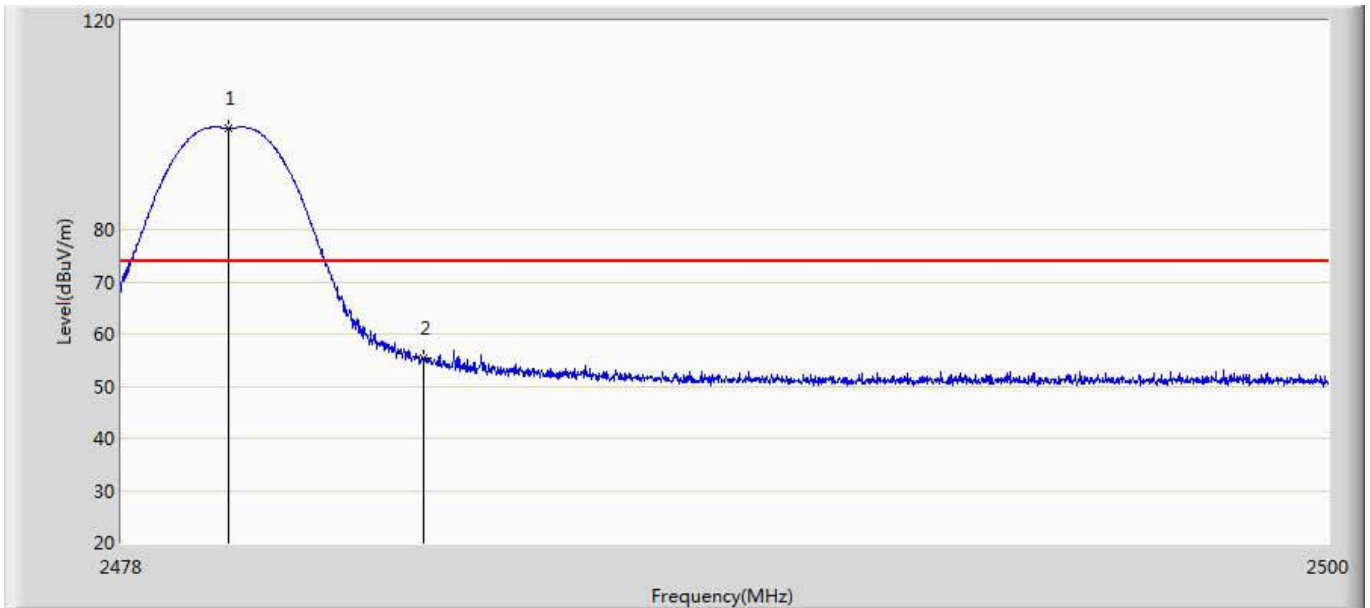
No	Mark	Frequency (MHz)	Measure Level (dBuV/m)	Reading Level (dBuV)	Over Limit (dB)	Limit (dBuV/m)	Factor (dB)	Type
1		2390.000	50.461	14.779	-23.539	74.000	35.682	PK
2	*	2402.198	98.490	62.777	24.490	74.000	35.714	PK

Engineer: YULIU	
Site: AC5	Time: 2019/04/11 - 22:57
Limit: FCC_Part15.209_RE(3m)	Margin: 0
Probe: Horn_3117_00167055(1-18GHz)	Polarity: Horizontal
EUT:LED LAMP	Power: AC 120V/60Hz
Note: Mode1:Transmit at 2402Mhz by BLE	



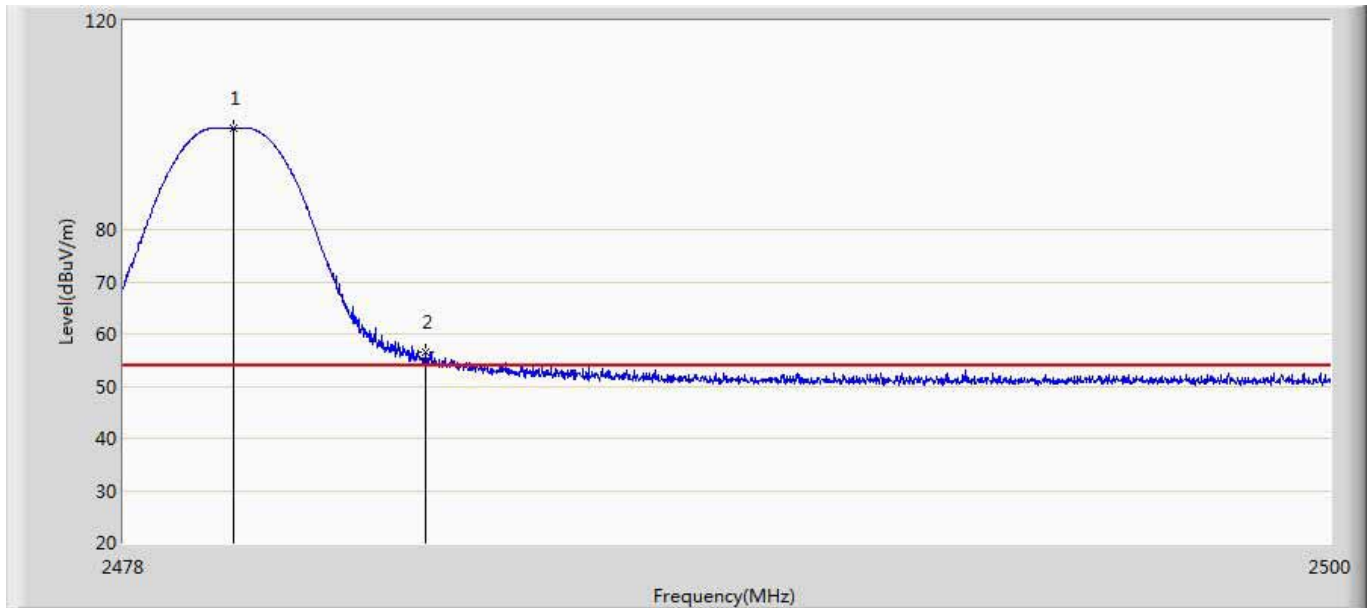
No	Mark	Frequency (MHz)	Measure Level (dBuV/m)	Reading Level (dBuV)	Over Limit (dB)	Limit (dBuV/m)	Factor (dB)	Type
1		2390.000	38.706	3.024	-15.294	54.000	35.682	AV
2	*	2402.055	97.908	62.195	43.908	54.000	35.712	AV

Engineer: YULIU	
Site: AC5	Time: 2019/04/11 - 22:58
Limit: FCC_Part15.209_RE(3m)	Margin: 0
Probe: Horn_3117_00167055(1-18GHz)	Polarity: Vertical
EUT:LED LAMP	Power: AC 120V/60Hz
Note: Mode1:Transmit at 2480Mhz by BLE	



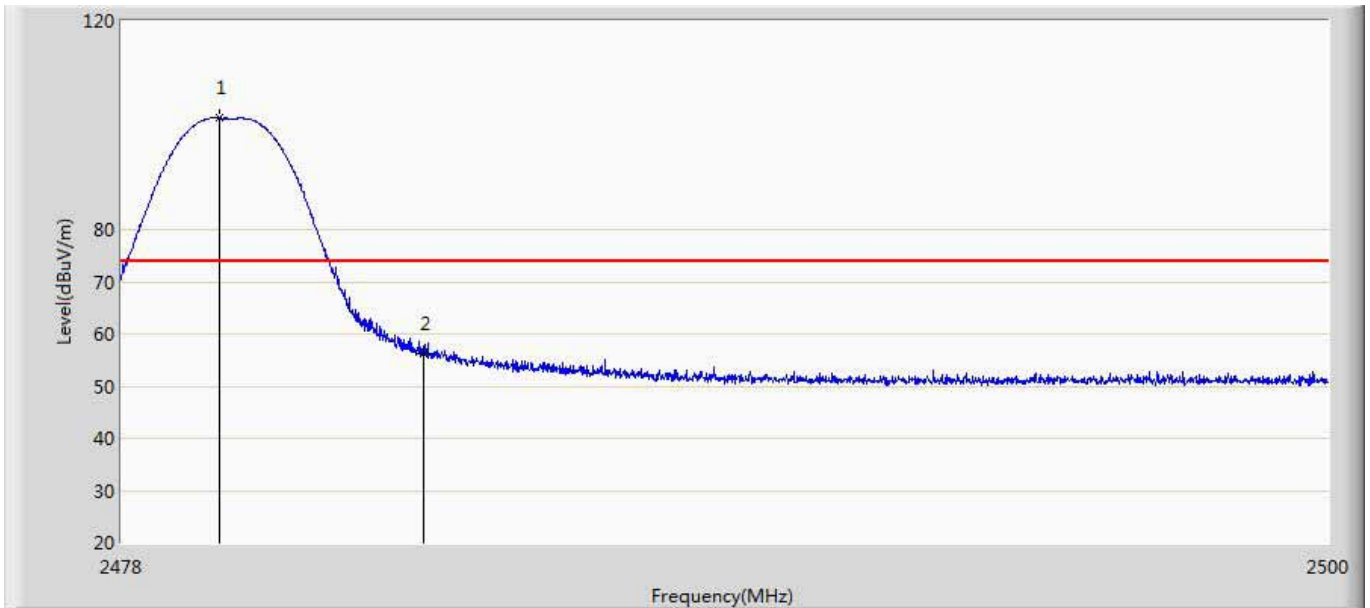
No	Mark	Frequency (MHz)	Measure Level (dBuV/m)	Reading Level (dBuV)	Over Limit (dB)	Limit (dBuV/m)	Factor (dB)	Type
1	*	2479.947	99.491	63.625	25.491	74.000	35.866	PK
2		2483.500	55.331	19.439	-18.669	74.000	35.891	PK

Engineer: YULIU	
Site: AC5	Time: 2019/04/11 - 23:00
Limit: FCC_Part15.209_RE(3m)	Margin: 0
Probe: Horn_3117_00167055(1-18GHz)	Polarity: Vertical
EUT:LED LAMP	Power: AC 120V/60Hz
Note: Mode1:Transmit at 2480Mhz by BLE	



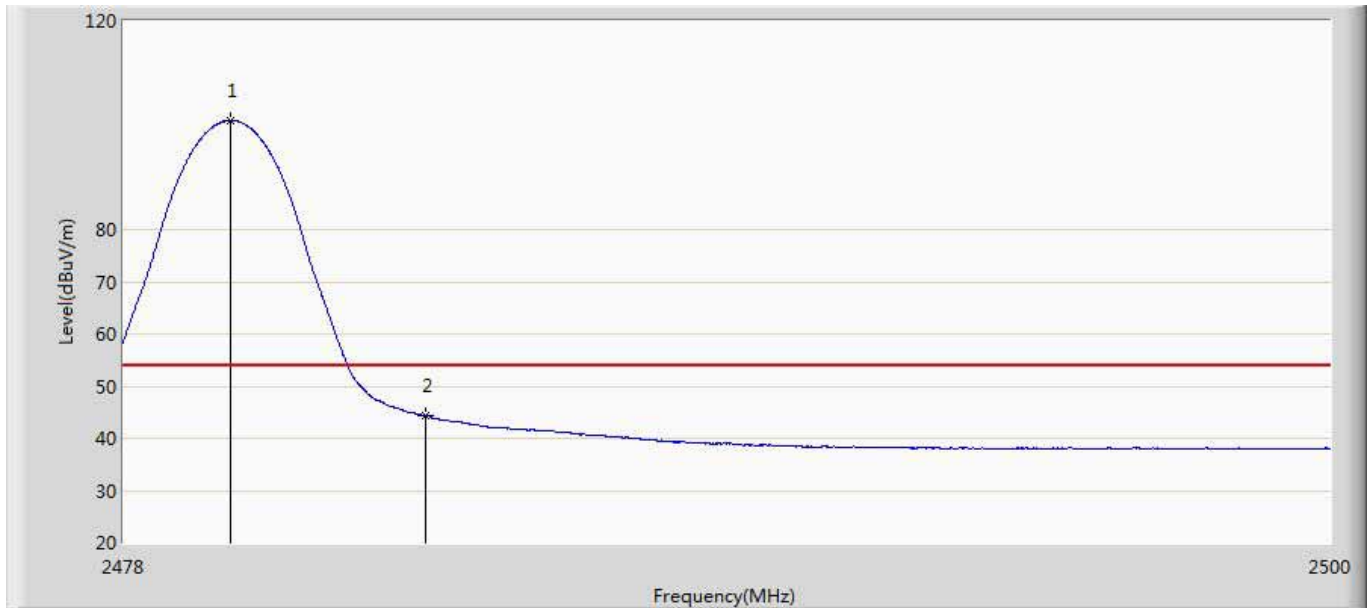
No	Mark	Frequency (MHz)	Measure Level (dBuV/m)	Reading Level (dBuV)	Over Limit (dB)	Limit (dBuV/m)	Factor (dB)	Type
1	*	2480.013	99.429	63.563	45.429	54.000	35.866	AV
2		2483.500	56.471	20.579	2.471	54.000	35.891	AV

Engineer: YULIU	
Site: AC5	Time: 2019/04/11 - 23:01
Limit: FCC_Part15.209_RE(3m)	Margin: 0
Probe: Horn_3117_00167055(1-18GHz)	Polarity: Horizontal
EUT:LED LAMP	Power: AC 120V/60Hz
Note: Mode1:Transmit at 2480Mhz by BLE	



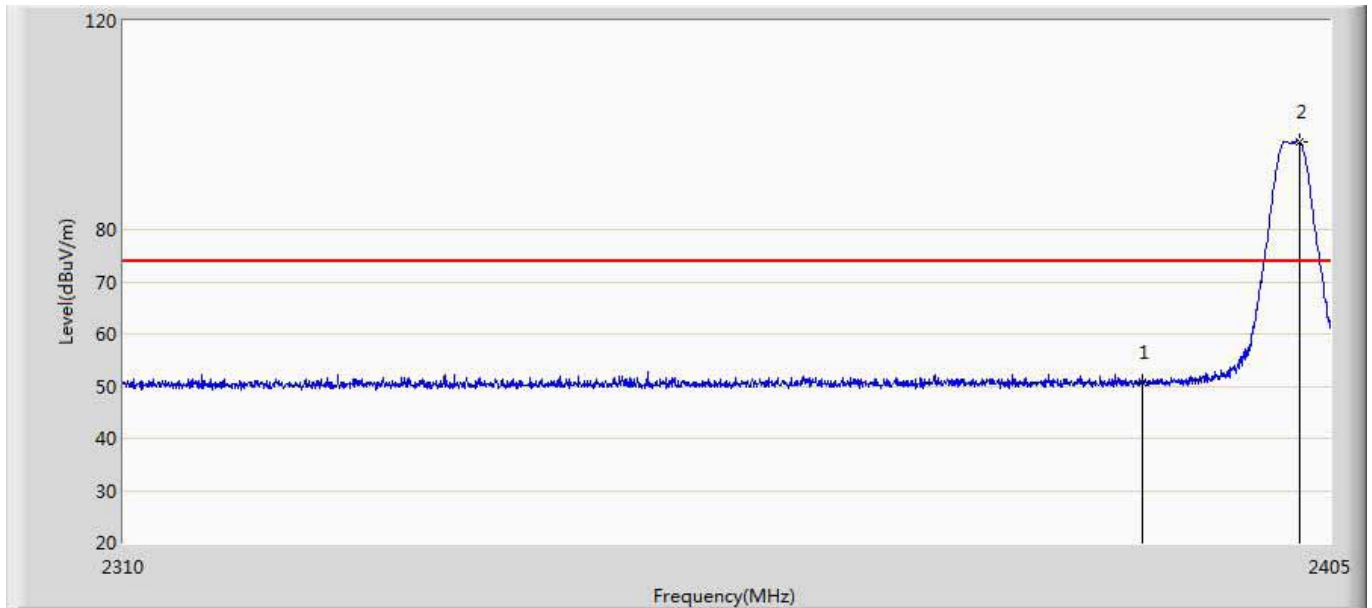
No	Mark	Frequency (MHz)	Measure Level (dBuV/m)	Reading Level (dBuV)	Over Limit (dB)	Limit (dBuV/m)	Factor (dB)	Type
1	*	2479.771	101.332	65.467	27.332	74.000	35.865	PK
2		2483.500	56.232	20.340	-17.768	74.000	35.891	PK

Engineer: YULIU	
Site: AC5	Time: 2019/04/11 - 23:03
Limit: FCC_Part15.209_RE(3m)	Margin: 0
Probe: Horn_3117_00167055(1-18GHz)	Polarity: Horizontal
EUT:LED LAMP	Power: AC 120V/60Hz
Note: Mode1:Transmit at 2480Mhz by BLE	



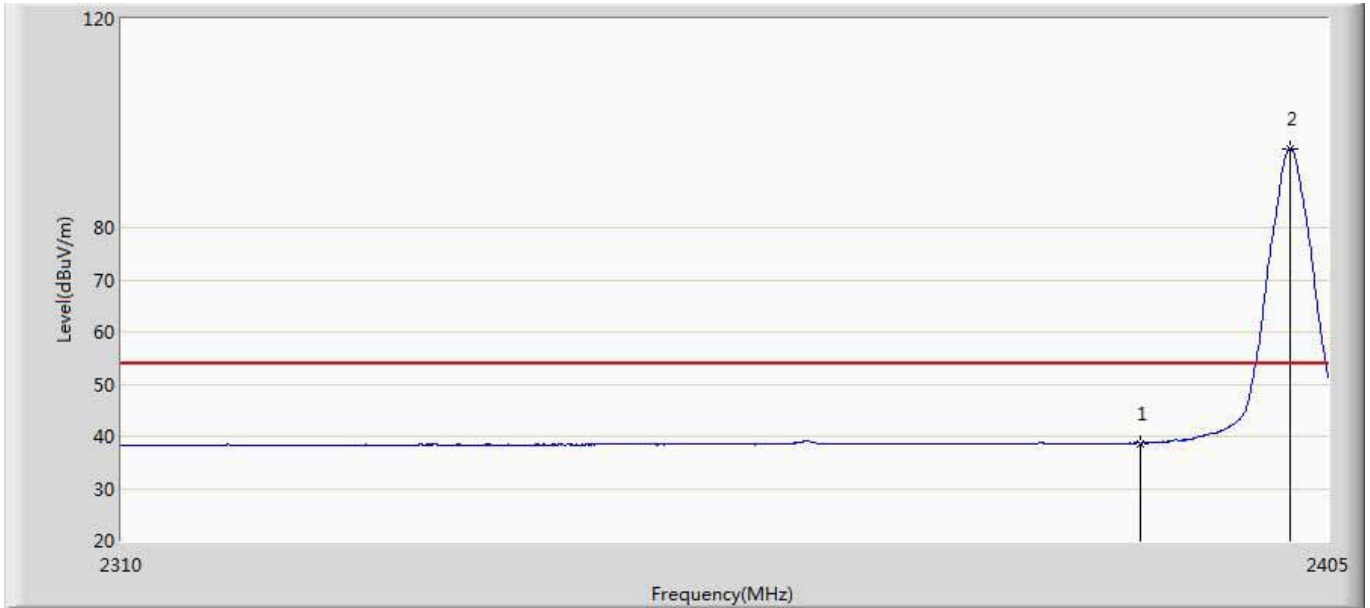
No	Mark	Frequency (MHz)	Measure Level (dBuV/m)	Reading Level (dBuV)	Over Limit (dB)	Limit (dBuV/m)	Factor (dB)	Type
1	*	2479.947	100.902	65.036	46.902	54.000	35.866	AV
2		2483.500	44.403	8.511	-9.597	54.000	35.891	AV

Engineer: YULIU	
Site: AC5	Time: 2019/04/11 - 23:05
Limit: FCC_Part15.209_RE(3m)	Margin: 0
Probe: Horn_3117_00167055(1-18GHz)	Polarity: Vertical
EUT:LED LAMP	Power: AC 120V/60Hz
Note: Mode 2:Transmit at 2402MHz by 2LE	



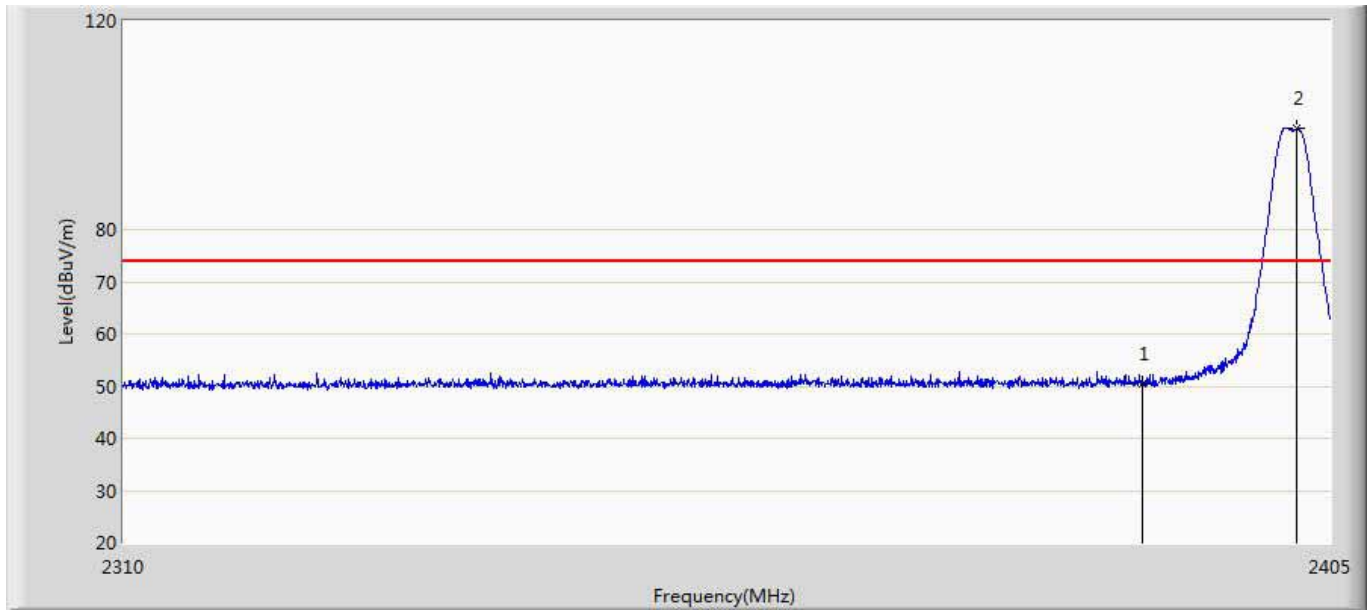
No	Mark	Frequency (MHz)	Measure Level (dBuV/m)	Reading Level (dBuV)	Over Limit (dB)	Limit (dBuV/m)	Factor (dB)	Type
1		2390.000	50.584	14.902	-23.416	74.000	35.682	PK
2	*	2402.530	96.947	61.233	22.947	74.000	35.714	PK

Engineer: YULIU	
Site: AC5	Time: 2019/04/11 - 23:07
Limit: FCC_Part15.209_RE(3m)	Margin: 0
Probe: Horn_3117_00167055(1-18GHz)	Polarity: Vertical
EUT:LED LAMP	Power: AC 120V/60Hz
Note: Mode 2:Transmit at 2402MHz by 2LE	



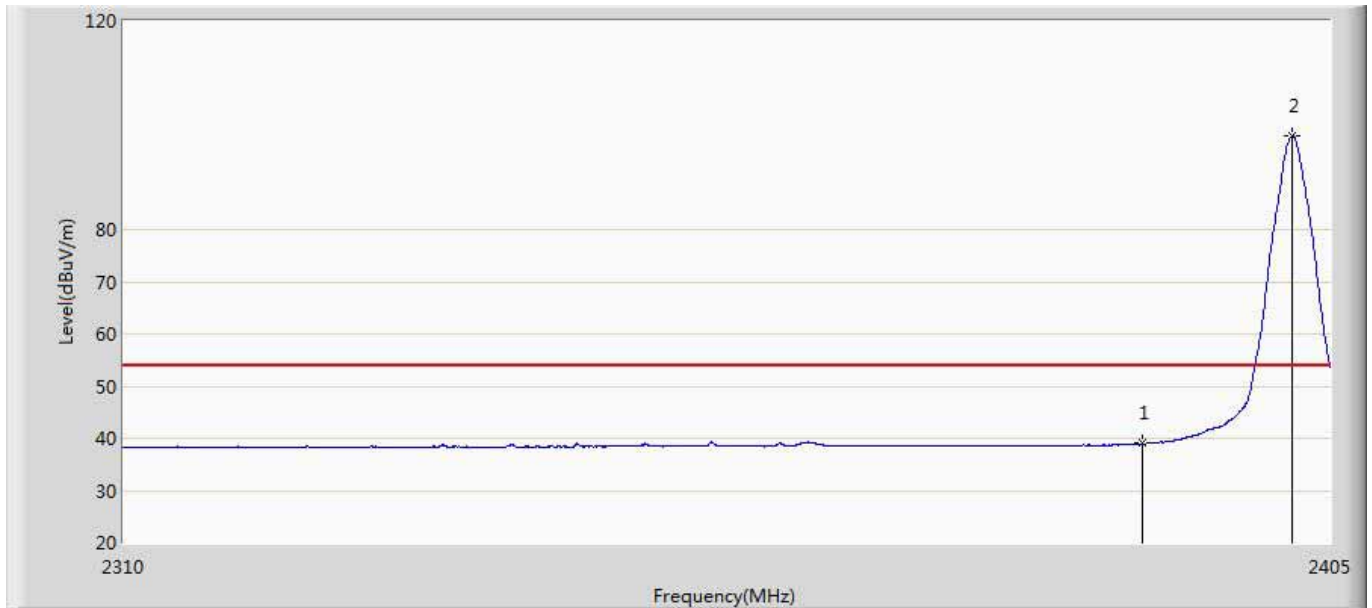
No	Mark	Frequency (MHz)	Measure Level (dBuV/m)	Reading Level (dBuV)	Over Limit (dB)	Limit (dBuV/m)	Factor (dB)	Type
1		2390.000	38.661	2.979	-15.339	54.000	35.682	AV
2	*	2401.913	95.167	59.455	41.167	54.000	35.712	AV

Engineer: YULIU	
Site: AC5	Time: 2019/04/11 - 23:09
Limit: FCC_Part15.209_RE(3m)	Margin: 0
Probe: Horn_3117_00167055(1-18GHz)	Polarity: Horizontal
EUT:LED LAMP	Power: AC 120V/60Hz
Note: Mode 2:Transmit at 2402MHz by 2LE	



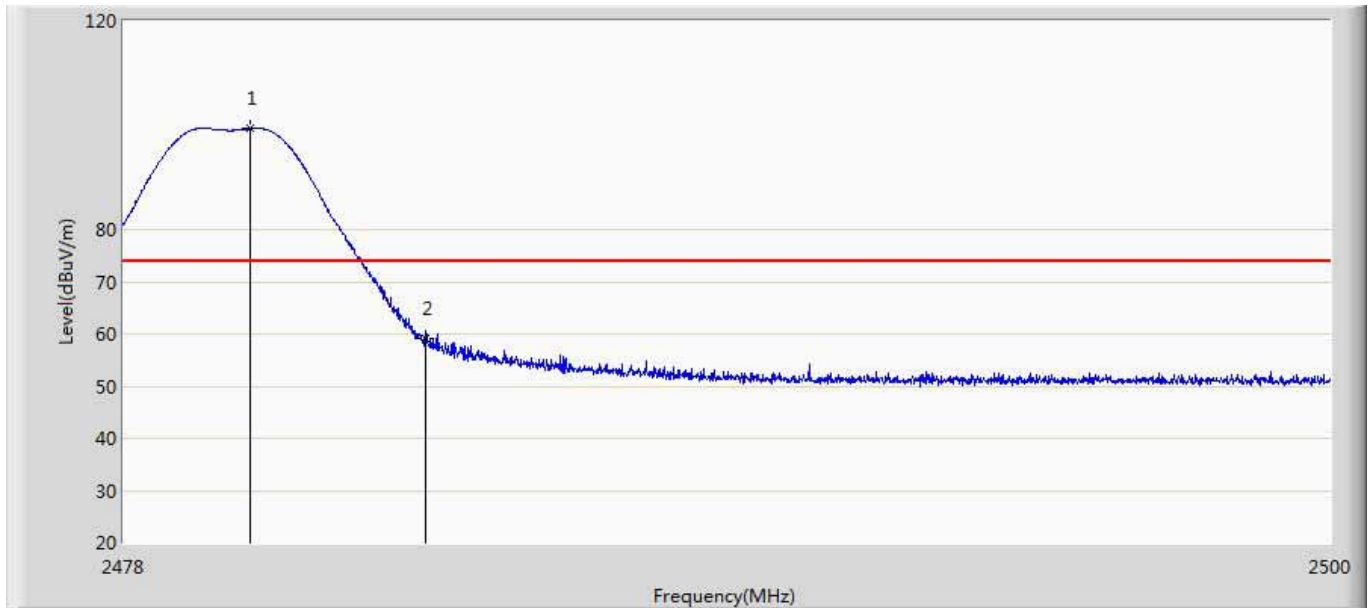
No	Mark	Frequency (MHz)	Measure Level (dBuV/m)	Reading Level (dBuV)	Over Limit (dB)	Limit (dBuV/m)	Factor (dB)	Type
1		2390.000	50.516	14.834	-23.484	74.000	35.682	PK
2	*	2402.340	99.383	63.669	25.383	74.000	35.714	PK

Engineer: YULIU	
Site: AC5	Time: 2019/04/11 - 23:10
Limit: FCC_Part15.209_RE(3m)	Margin: 0
Probe: Horn_3117_00167055(1-18GHz)	Polarity: Horizontal
EUT:LED LAMP	Power: AC 120V/60Hz
Note: Mode 2:Transmit at 2402MHz by 2LE	



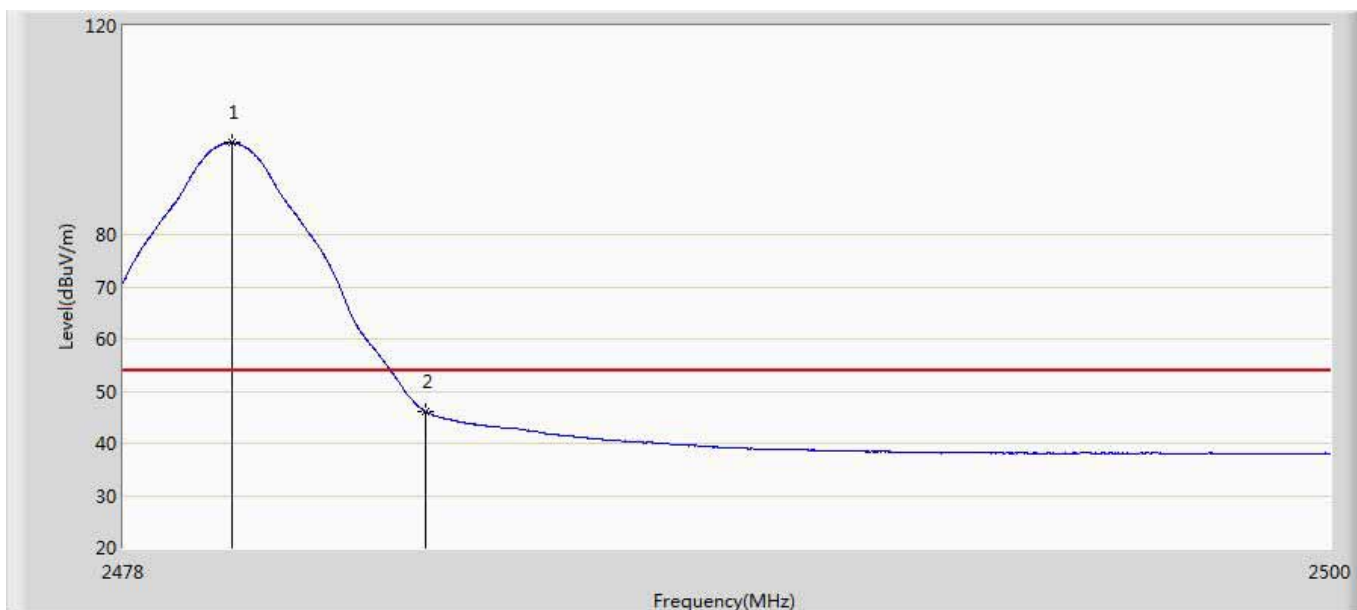
No	Mark	Frequency (MHz)	Measure Level (dBuV/m)	Reading Level (dBuV)	Over Limit (dB)	Limit (dBuV/m)	Factor (dB)	Type
1		2390.000	38.996	3.314	-15.004	54.000	35.682	AV
2	*	2401.913	97.827	62.115	43.827	54.000	35.712	AV

Engineer: YULIU	
Site: AC5	Time: 2019/04/11 - 23:12
Limit: FCC_Part15.209_RE(3m)	Margin: 0
Probe: Horn_3117_00167055(1-18GHz)	Polarity: Vertical
EUT:LED LAMP	Power: AC 120V/60Hz
Note: Mode 2:Transmit at 2480MHz by 2LE	



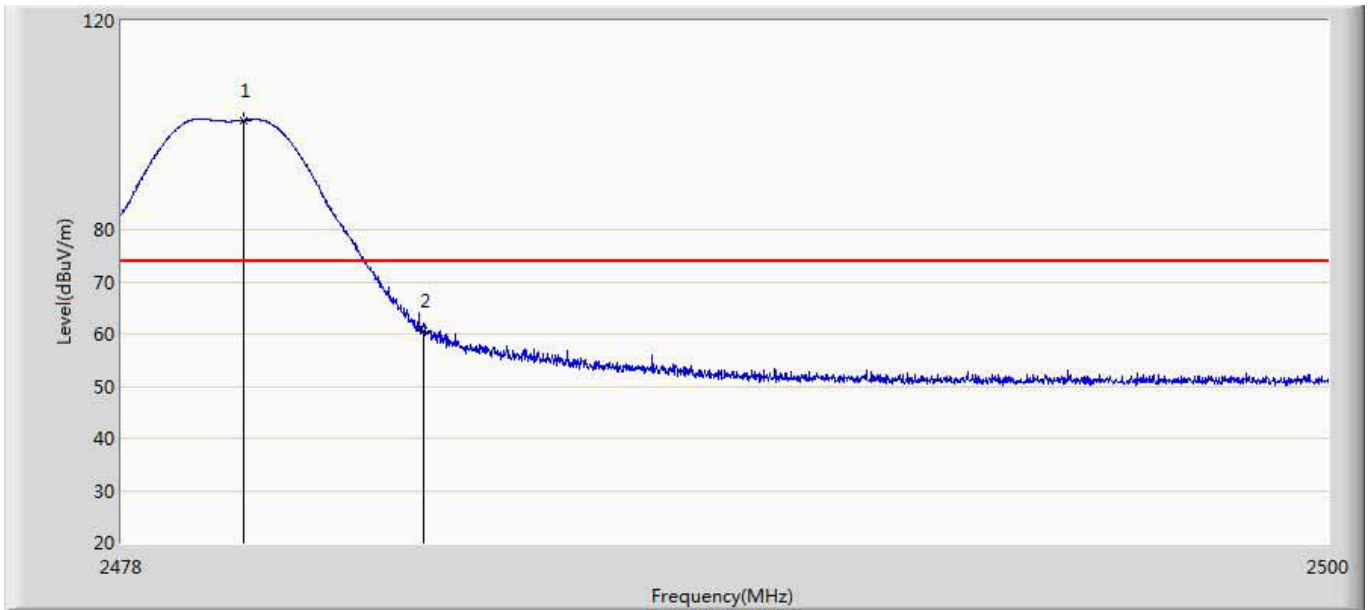
No	Mark	Frequency (MHz)	Measure Level (dBuV/m)	Reading Level (dBuV)	Over Limit (dB)	Limit (dBuV/m)	Factor (dB)	Type
1	*	2480.310	99.356	63.487	25.356	74.000	35.869	PK
2		2483.500	59.204	23.312	-14.796	74.000	35.891	PK

Engineer: YULIU	
Site: AC5	Time: 2019/04/11 - 23:14
Limit: FCC_Part15.209_RE(3m)	Margin: 0
Probe: Horn_3117_00167055(1-18GHz)	Polarity: Vertical
EUT:LED LAMP	Power: AC 120V/60Hz
Note: Mode 2:Transmit at 2480MHz by 2LE	



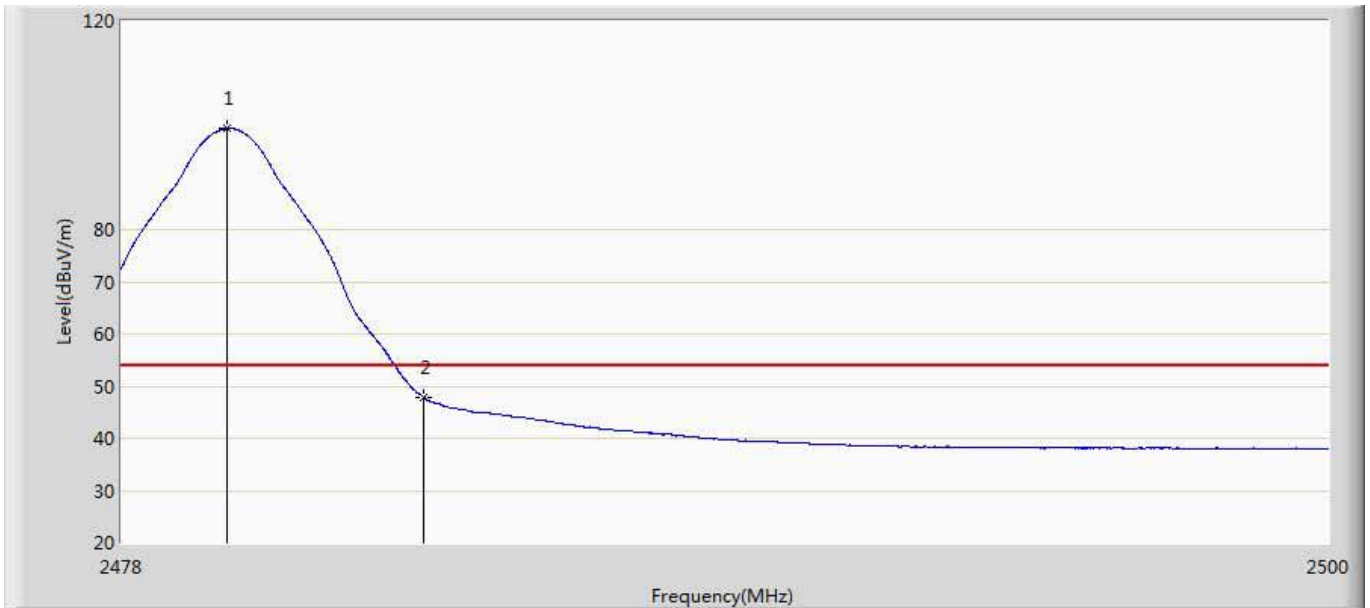
No	Mark	Frequency (MHz)	Measure Level (dBuV/m)	Reading Level (dBuV)	Over Limit (dB)	Limit (dBuV/m)	Factor (dB)	Type
1	*	2479.980	97.571	61.705	43.571	54.000	35.866	AV
2		2483.500	46.160	10.268	-7.840	54.000	35.891	AV

Engineer: YULIU	
Site: AC5	Time: 2019/04/11 - 23:15
Limit: FCC_Part15.209_RE(3m)	Margin: 0
Probe: Horn_3117_00167055(1-18GHz)	Polarity: Horizontal
EUT:LED LAMP	Power: AC 120V/60Hz
Note: Mode 2:Transmit at 2480MHz by 2LE	



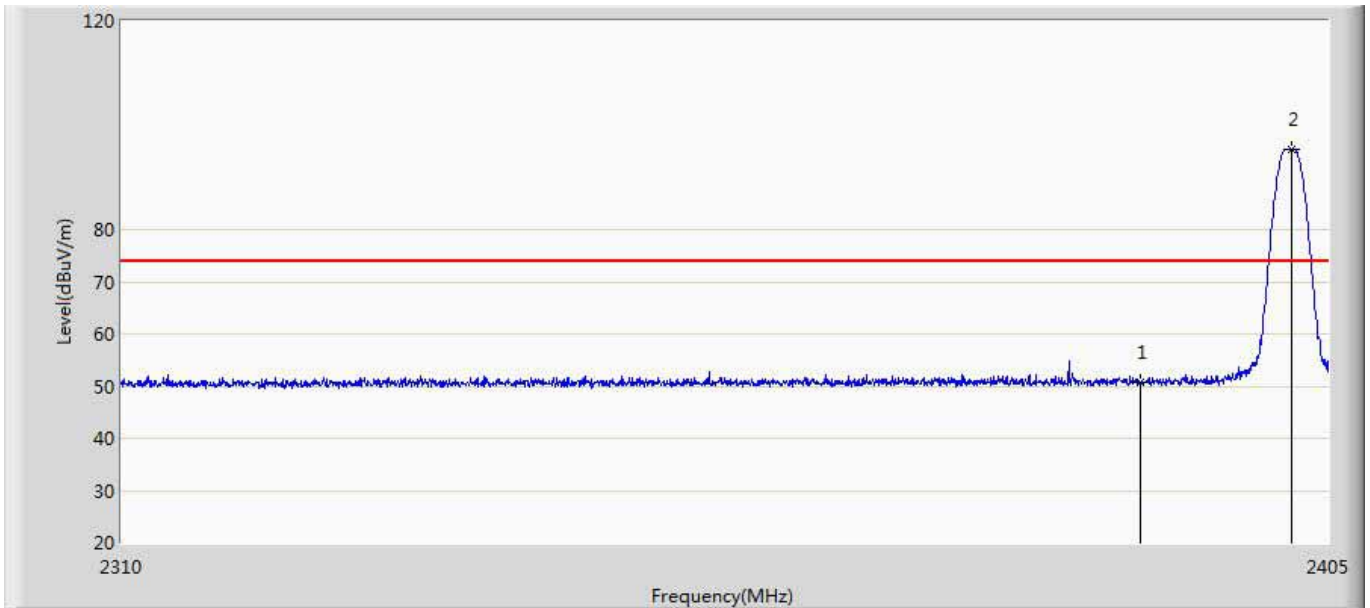
No	Mark	Frequency (MHz)	Measure Level (dBuV/m)	Reading Level (dBuV)	Over Limit (dB)	Limit (dBuV/m)	Factor (dB)	Type
1	*	2480.233	100.908	65.040	26.908	74.000	35.868	PK
2		2483.500	60.691	24.799	-13.309	74.000	35.891	PK

Engineer: YULIU	
Site: AC5	Time: 2019/04/11 - 23:17
Limit: FCC_Part15.209_RE(3m)	Margin: 0
Probe: Horn_3117_00167055(1-18GHz)	Polarity: Horizontal
EUT:LED LAMP	Power: AC 120V/60Hz
Note: Mode 2:Transmit at 2480MHz by 2LE	



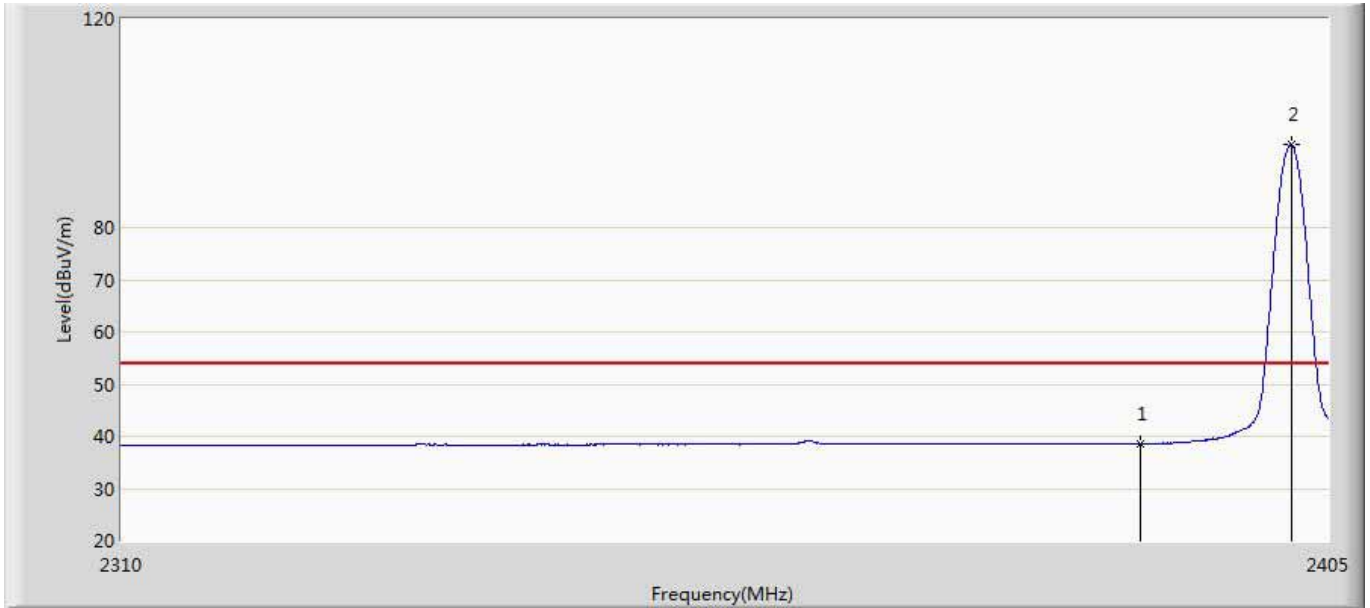
No	Mark	Frequency (MHz)	Measure Level (dBuV/m)	Reading Level (dBuV)	Over Limit (dB)	Limit (dBuV/m)	Factor (dB)	Type
1	*	2479.914	99.351	63.485	45.351	54.000	35.866	AV
2		2483.500	47.824	11.932	-6.176	54.000	35.891	AV

Engineer: YULIU	
Site: AC5	Time: 2019/04/11 - 23:49
Limit: FCC_Part15.209_RE(3m)	Margin: 0
Probe: Horn_3117_00167055(1-18GHz)	Polarity: Vertical
EUT:LED LAMP	Power: AC 120V/60Hz
Note: Mode 3:Transmit at 2402MHz by Coding125	



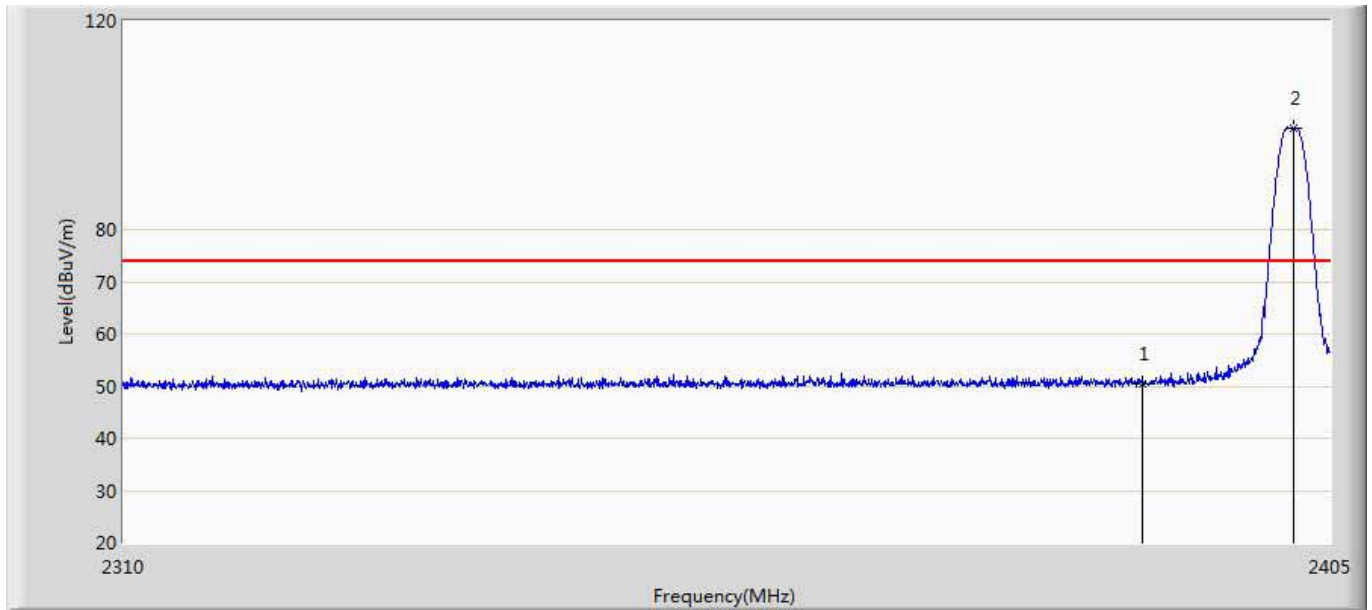
No	Mark	Frequency (MHz)	Measure Level (dBuV/m)	Reading Level (dBuV)	Over Limit (dB)	Limit (dBuV/m)	Factor (dB)	Type
1		2390.000	50.601	14.919	-23.399	74.000	35.682	PK
2	*	2402.055	95.323	59.610	21.323	74.000	35.712	PK

Engineer: YULIU	
Site: AC5	Time: 2019/04/11 - 23:52
Limit: FCC_Part15.209_RE(3m)	Margin: 0
Probe: Horn_3117_00167055(1-18GHz)	Polarity: Vertical
EUT:LED LAMP	Power: AC 120V/60Hz
Note: Mode 3:Transmit at 2402MHz by Coding125	



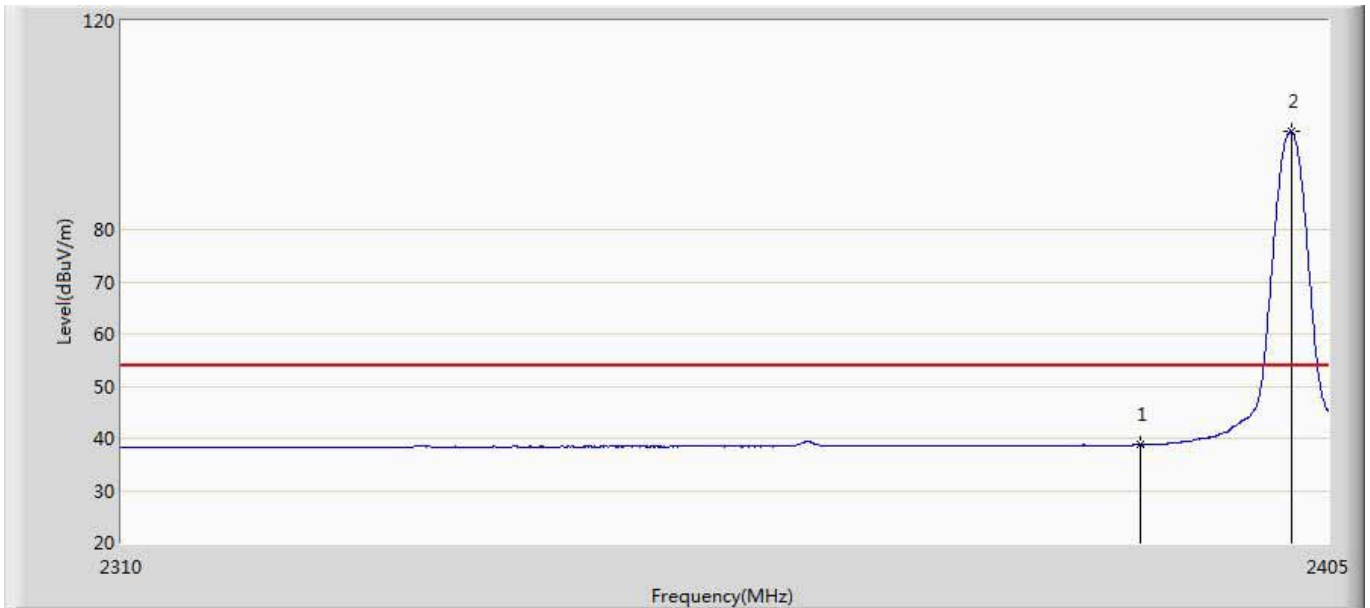
No	Mark	Frequency (MHz)	Measure Level (dBuV/m)	Reading Level (dBuV)	Over Limit (dB)	Limit (dBuV/m)	Factor (dB)	Type
1		2390.000	38.608	2.926	-15.392	54.000	35.682	AV
2	*	2402.055	95.799	60.086	41.799	54.000	35.712	AV

Engineer: YULIU	
Site: AC5	Time: 2019/04/11 - 23:53
Limit: FCC_Part15.209_RE(3m)	Margin: 0
Probe: Horn_3117_00167055(1-18GHz)	Polarity: Horizontal
EUT:LED LAMP	Power: AC 120V/60Hz
Note: Mode 3:Transmit at 2402MHz by Coding125	



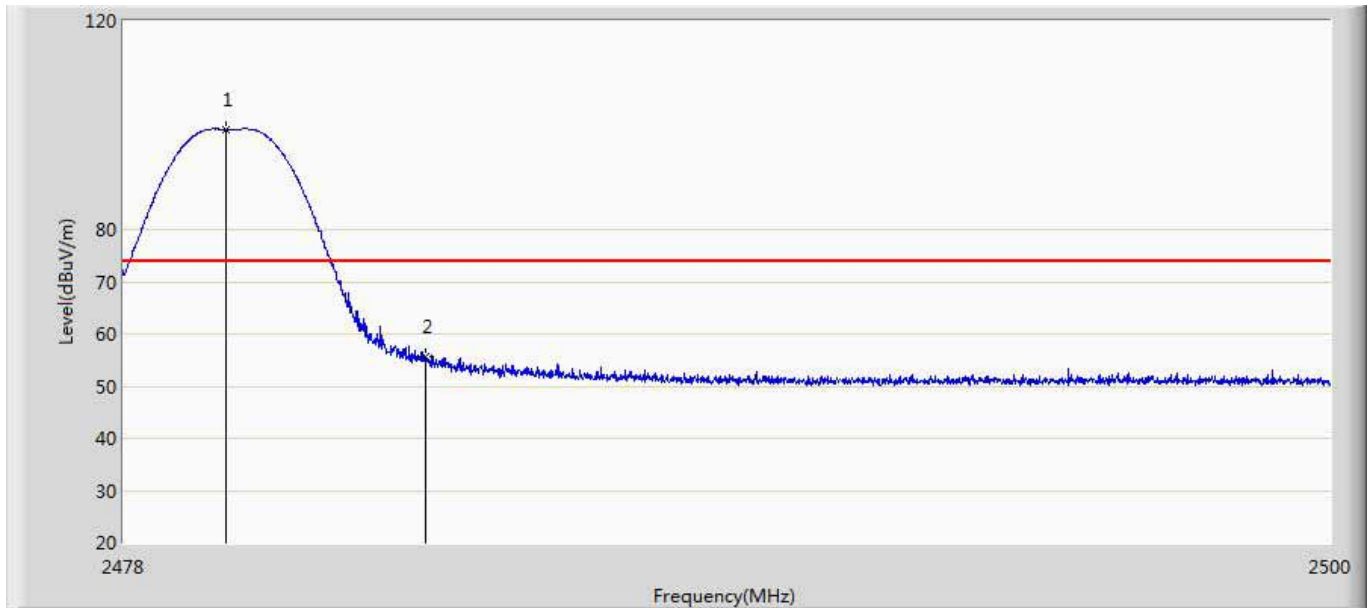
No	Mark	Frequency (MHz)	Measure Level (dBuV/m)	Reading Level (dBuV)	Over Limit (dB)	Limit (dBuV/m)	Factor (dB)	Type
1		2390.000	50.530	14.848	-23.470	74.000	35.682	PK
2	*	2402.055	99.483	63.770	25.483	74.000	35.712	PK

Engineer: YULIU	
Site: AC5	Time: 2019/04/11 - 23:55
Limit: FCC_Part15.209_RE(3m)	Margin: 0
Probe: Horn_3117_00167055(1-18GHz)	Polarity: Horizontal
EUT:LED LAMP	Power: AC 120V/60Hz
Note: Mode 3:Transmit at 2402MHz by Coding125	



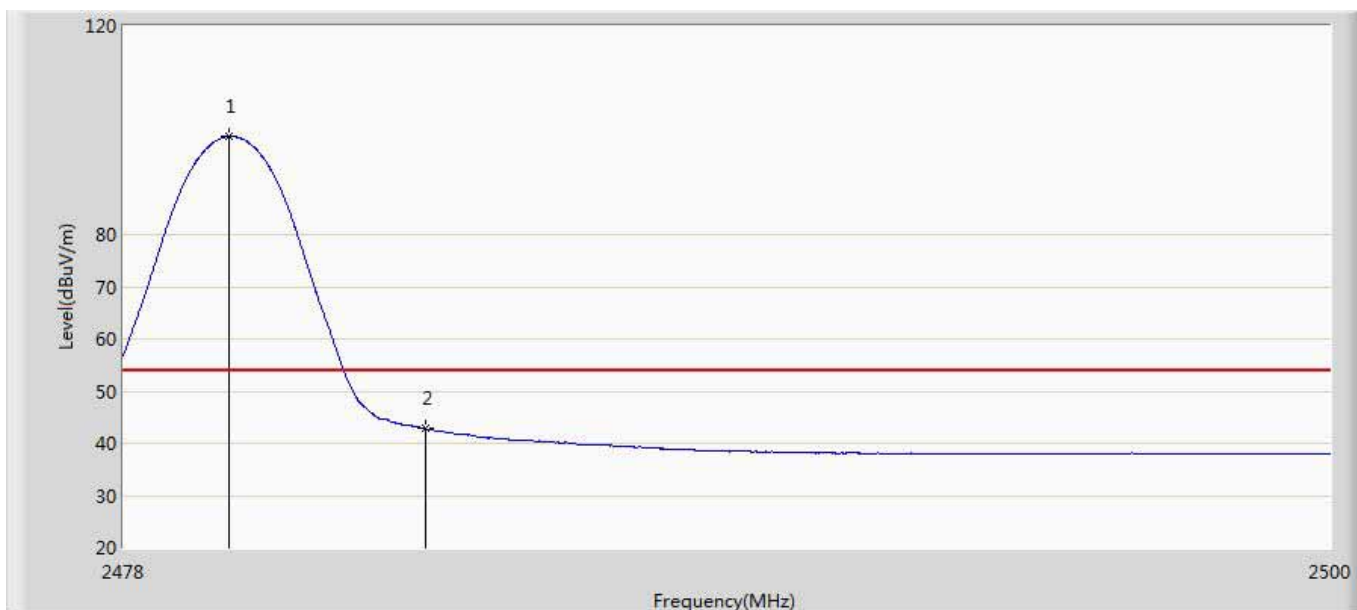
No	Mark	Frequency (MHz)	Measure Level (dBuV/m)	Reading Level (dBuV)	Over Limit (dB)	Limit (dBuV/m)	Factor (dB)	Type
1		2390.000	38.762	3.080	-15.238	54.000	35.682	AV
2	*	2402.055	98.856	63.143	44.856	54.000	35.712	AV

Engineer: YULIU	
Site: AC5	Time: 2019/04/11 - 23:56
Limit: FCC_Part15.209_RE(3m)	Margin: 0
Probe: Horn_3117_00167055(1-18GHz)	Polarity: Vertical
EUT:LED LAMP	Power: AC 120V/60Hz
Note: Mode 3:Transmit at 2480MHz by Coding125	



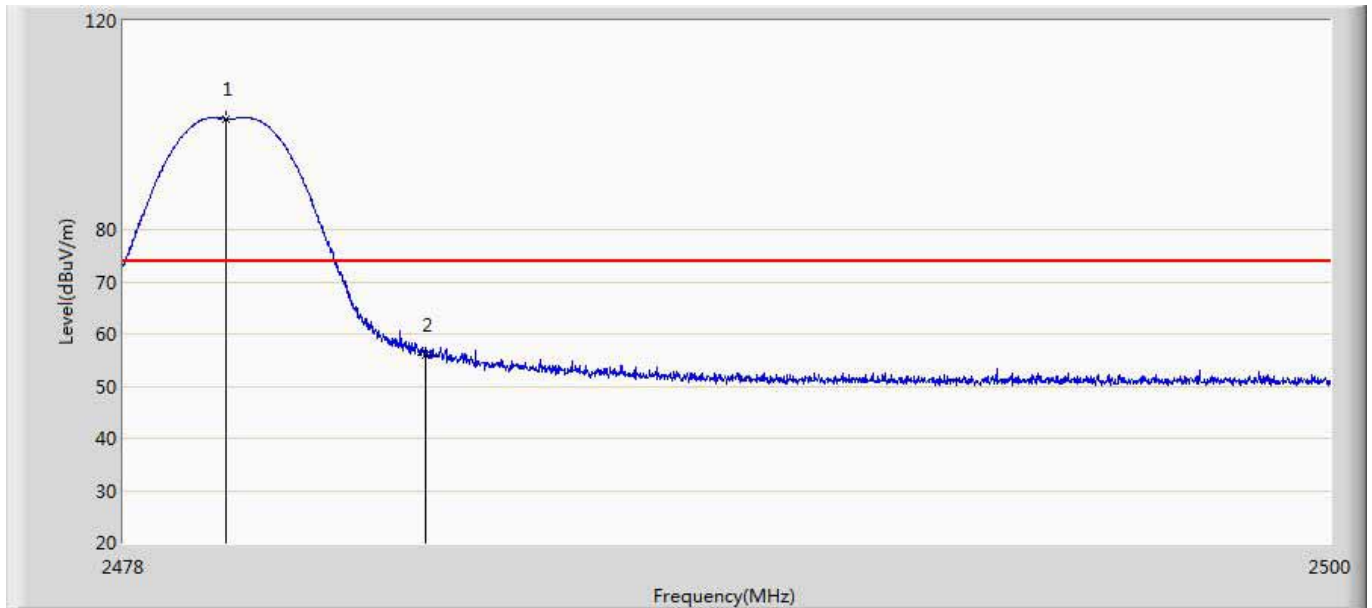
No	Mark	Frequency (MHz)	Measure Level (dBuV/m)	Reading Level (dBuV)	Over Limit (dB)	Limit (dBuV/m)	Factor (dB)	Type
1	*	2479.870	99.162	63.297	25.162	74.000	35.865	PK
2		2483.500	55.658	19.766	-18.342	74.000	35.891	PK

Engineer: YULIU	
Site: AC5	Time: 2019/04/11 - 23:58
Limit: FCC_Part15.209_RE(3m)	Margin: 0
Probe: Horn_3117_00167055(1-18GHz)	Polarity: Vertical
EUT:LED LAMP	Power: AC 120V/60Hz
Note: Mode 3:Transmit at 2480MHz by Coding125	



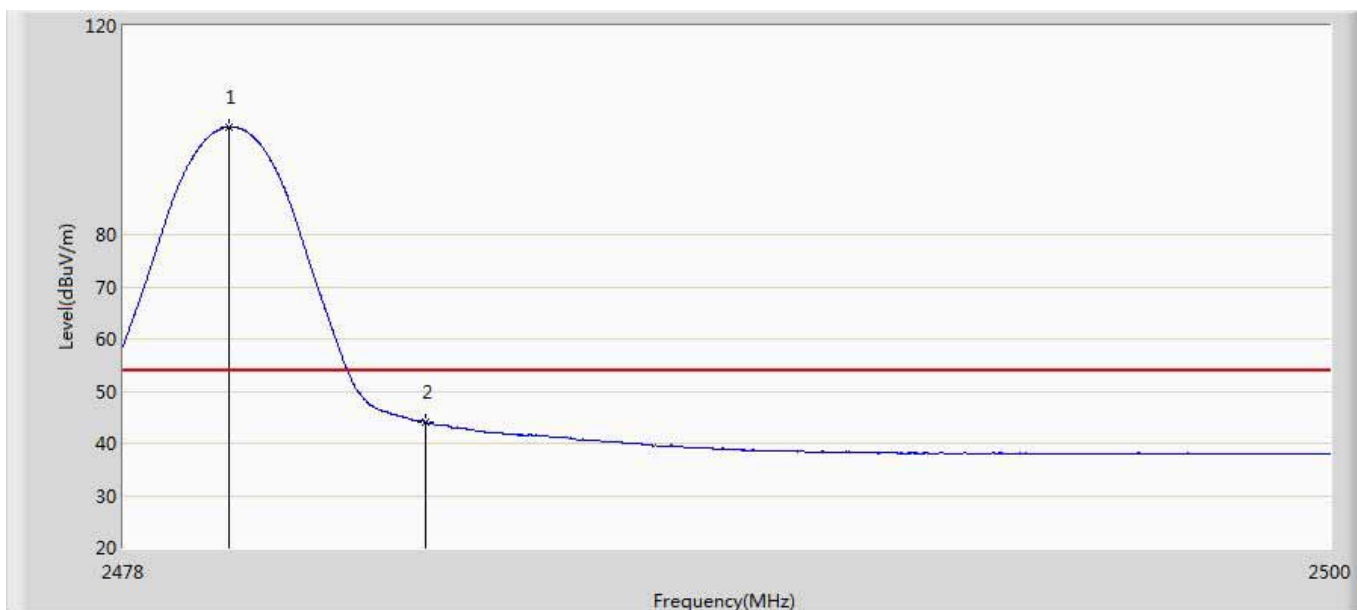
No	Mark	Frequency (MHz)	Measure Level (dBuV/m)	Reading Level (dBuV)	Over Limit (dB)	Limit (dBuV/m)	Factor (dB)	Type
1	*	2479.914	98.789	62.923	44.789	54.000	35.866	AV
2		2483.500	42.784	6.892	-11.216	54.000	35.891	AV

Engineer: YULIU	
Site: AC5	Time: 2019/04/12 - 00:00
Limit: FCC_Part15.209_RE(3m)	Margin: 0
Probe: Horn_3117_00167055(1-18GHz)	Polarity: Horizontal
EUT:LED LAMP	Power: AC 120V/60Hz
Note: Mode 3:Transmit at 2480MHz by Coding125	



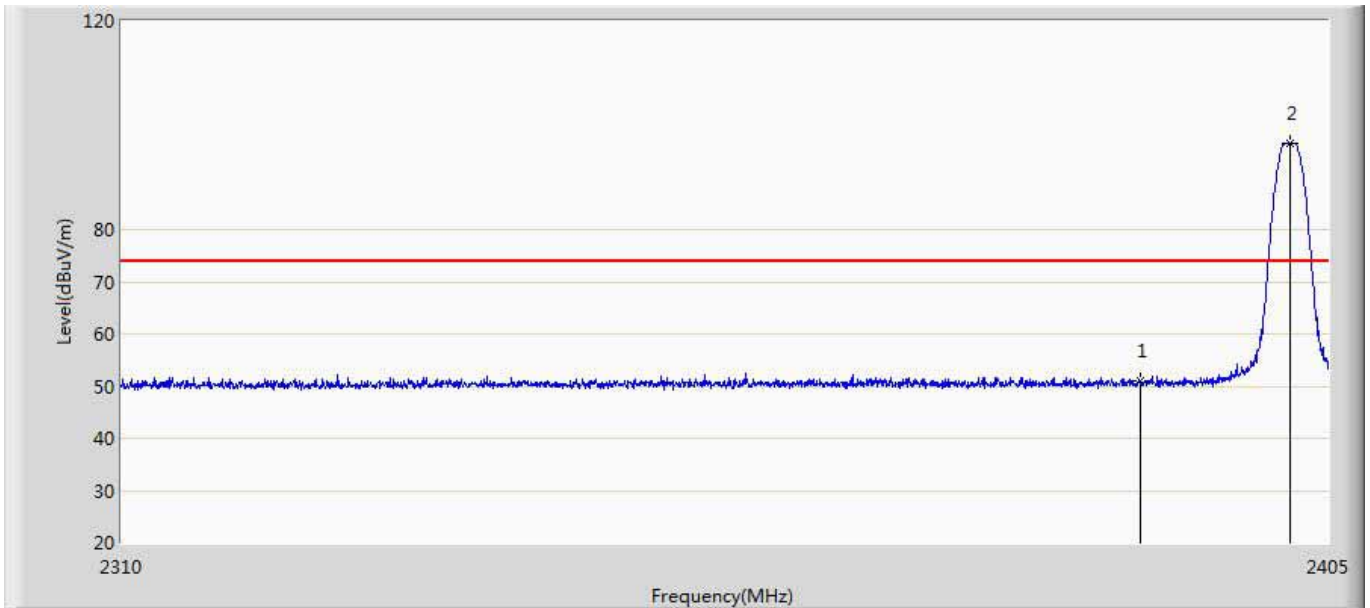
No	Mark	Frequency (MHz)	Measure Level (dBuV/m)	Reading Level (dBuV)	Over Limit (dB)	Limit (dBuV/m)	Factor (dB)	Type
1	*	2479.870	101.283	65.418	27.283	74.000	35.865	PK
2		2483.500	55.870	19.978	-18.130	74.000	35.891	PK

Engineer: YULIU	
Site: AC5	Time: 2019/04/12 - 00:01
Limit: FCC_Part15.209_RE(3m)	Margin: 0
Probe: Horn_3117_00167055(1-18GHz)	Polarity: Horizontal
EUT:LED LAMP	Power: AC 120V/60Hz
Note: Mode 3:Transmit at 2480MHz by Coding125	



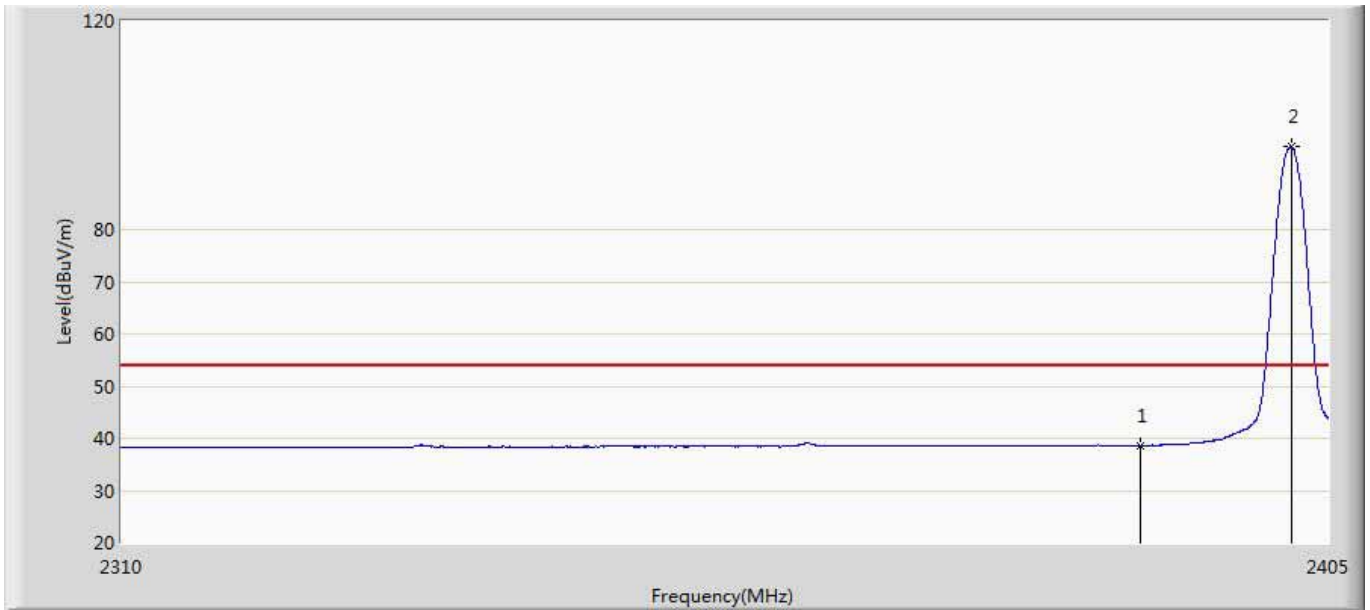
No	Mark	Frequency (MHz)	Measure Level (dBuV/m)	Reading Level (dBuV)	Over Limit (dB)	Limit (dBuV/m)	Factor (dB)	Type
1	*	2479.914	100.622	64.756	46.622	54.000	35.866	AV
2		2483.500	44.084	8.192	-9.916	54.000	35.891	AV

Engineer: YULIU	
Site: AC5	Time: 2019/04/12 - 00:03
Limit: FCC_Part15.209_RE(3m)	Margin: 0
Probe: Horn_3117_00167055(1-18GHz)	Polarity: Vertical
EUT:LED LAMP	Power: AC 120V/60Hz
Note: Mode 4:Transmit at 2402MHz by Coding500	



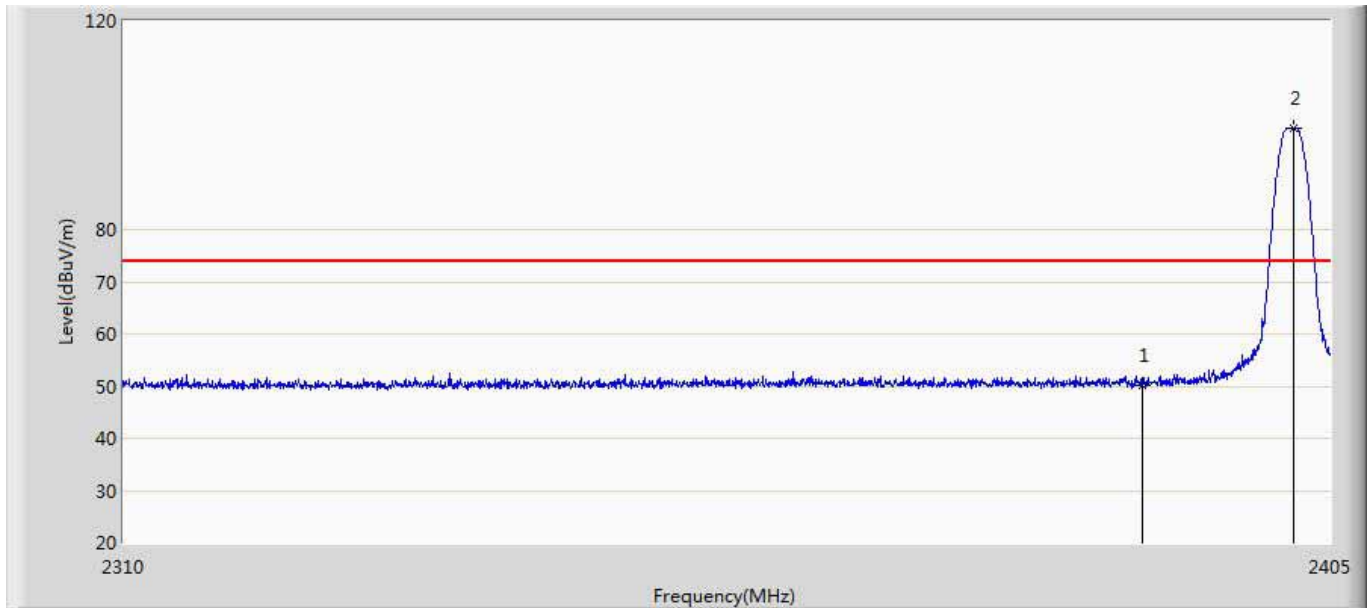
No	Mark	Frequency (MHz)	Measure Level (dBuV/m)	Reading Level (dBuV)	Over Limit (dB)	Limit (dBuV/m)	Factor (dB)	Type
1		2390.000	51.005	15.323	-22.995	74.000	35.682	PK
2	*	2401.913	96.500	60.788	22.500	74.000	35.712	PK

Engineer: YULIU	
Site: AC5	Time: 2019/04/12 - 00:06
Limit: FCC_Part15.209_RE(3m)	Margin: 0
Probe: Horn_3117_00167055(1-18GHz)	Polarity: Vertical
EUT:LED LAMP	Power: AC 120V/60Hz
Note: Mode 4:Transmit at 2402MHz by Coding500	



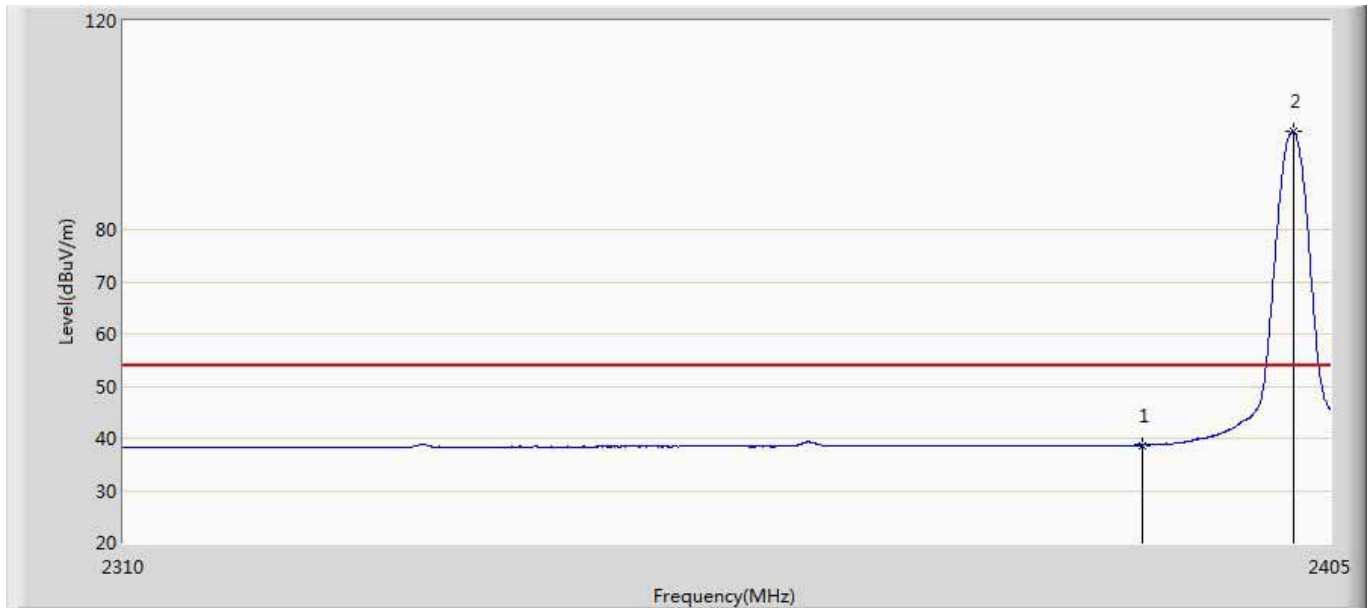
No	Mark	Frequency (MHz)	Measure Level (dBuV/m)	Reading Level (dBuV)	Over Limit (dB)	Limit (dBuV/m)	Factor (dB)	Type
1		2390.000	38.598	2.916	-15.402	54.000	35.682	AV
2	*	2402.055	95.816	60.103	41.816	54.000	35.712	AV

Engineer: YULIU	
Site: AC5	Time: 2019/04/12 - 00:08
Limit: FCC_Part15.209_RE(3m)	Margin: 0
Probe: Horn_3117_00167055(1-18GHz)	Polarity: Horizontal
EUT:LED LAMP	Power: AC 120V/60Hz
Note: Mode 4:Transmit at 2402MHz by Coding500	



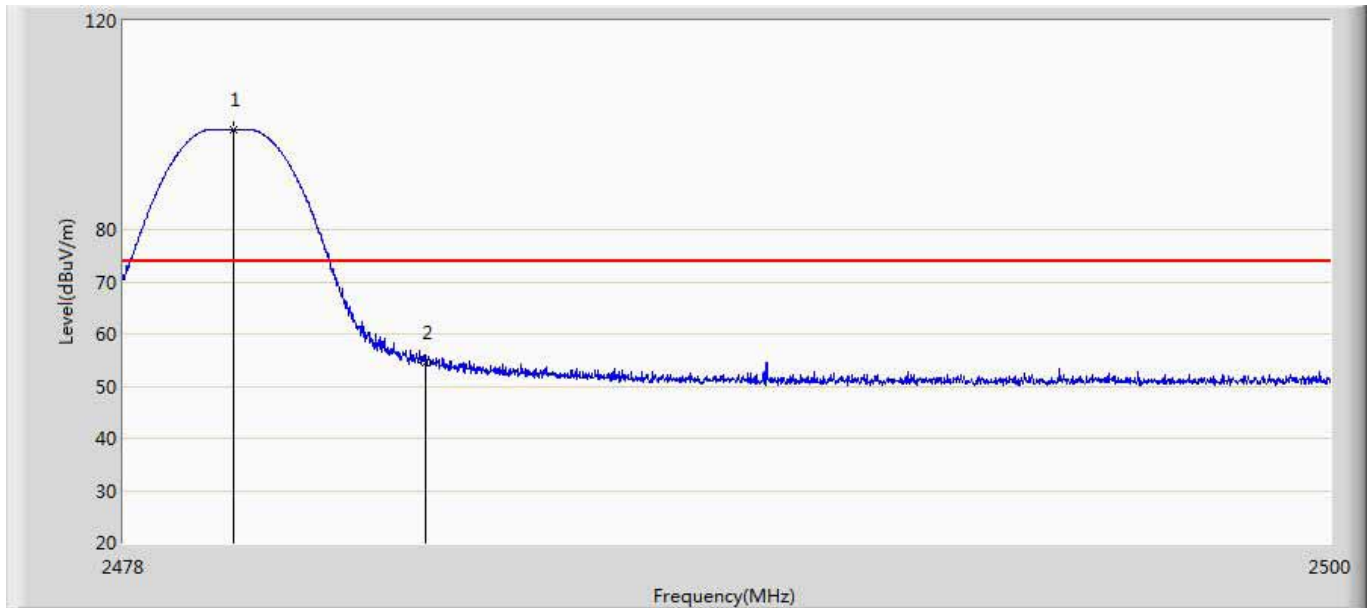
No	Mark	Frequency (MHz)	Measure Level (dBuV/m)	Reading Level (dBuV)	Over Limit (dB)	Limit (dBuV/m)	Factor (dB)	Type
1		2390.000	50.130	14.448	-23.870	74.000	35.682	PK
2	*	2402.055	99.390	63.677	25.390	74.000	35.712	PK

Engineer: YULIU	
Site: AC5	Time: 2019/04/12 - 00:09
Limit: FCC_Part15.209_RE(3m)	Margin: 0
Probe: Horn_3117_00167055(1-18GHz)	Polarity: Horizontal
EUT:LED LAMP	Power: AC 120V/60Hz
Note: Mode 4:Transmit at 2402MHz by Coding500	



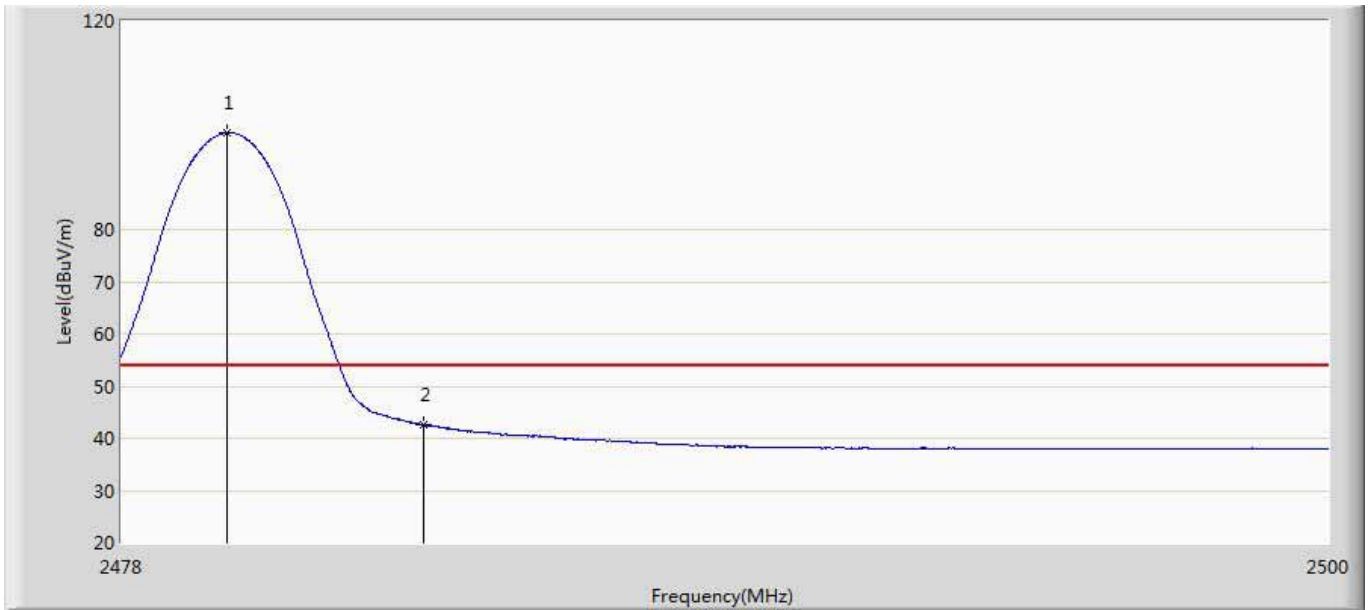
No	Mark	Frequency (MHz)	Measure Level (dBuV/m)	Reading Level (dBuV)	Over Limit (dB)	Limit (dBuV/m)	Factor (dB)	Type
1		2390.000	38.692	3.010	-15.308	54.000	35.682	AV
2	*	2402.055	98.727	63.014	44.727	54.000	35.712	AV

Engineer: YULIU	
Site: AC5	Time: 2019/04/12 - 00:11
Limit: FCC_Part15.209_RE(3m)	Margin: 0
Probe: Horn_3117_00167055(1-18GHz)	Polarity: Vertical
EUT:LED LAMP	Power: AC 120V/60Hz
Note: Mode 4:Transmit at 2480MHz by Coding500	



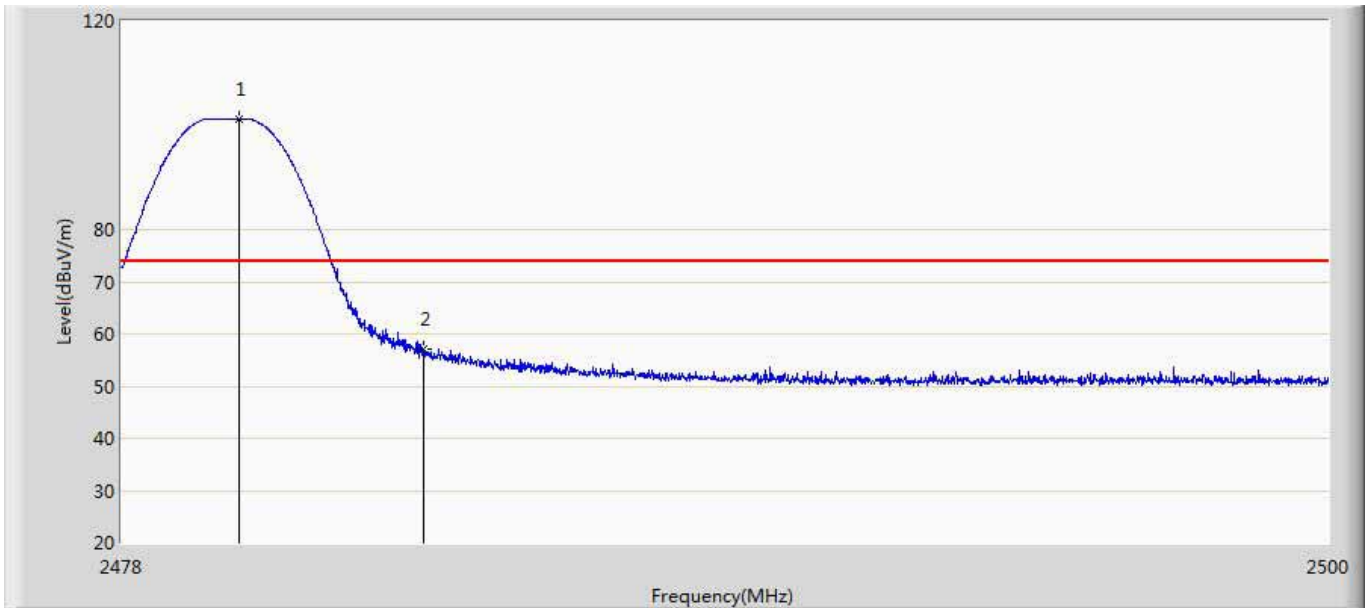
No	Mark	Frequency (MHz)	Measure Level (dBuV/m)	Reading Level (dBuV)	Over Limit (dB)	Limit (dBuV/m)	Factor (dB)	Type
1	*	2480.013	99.129	63.263	25.129	74.000	35.866	PK
2		2483.500	54.368	18.476	-19.632	74.000	35.891	PK

Engineer: YULIU	
Site: AC5	Time: 2019/04/12 - 00:13
Limit: FCC_Part15.209_RE(3m)	Margin: 0
Probe: Horn_3117_00167055(1-18GHz)	Polarity: Vertical
EUT:LED LAMP	Power: AC 120V/60Hz
Note: Mode 4:Transmit at 2480MHz by Coding500	



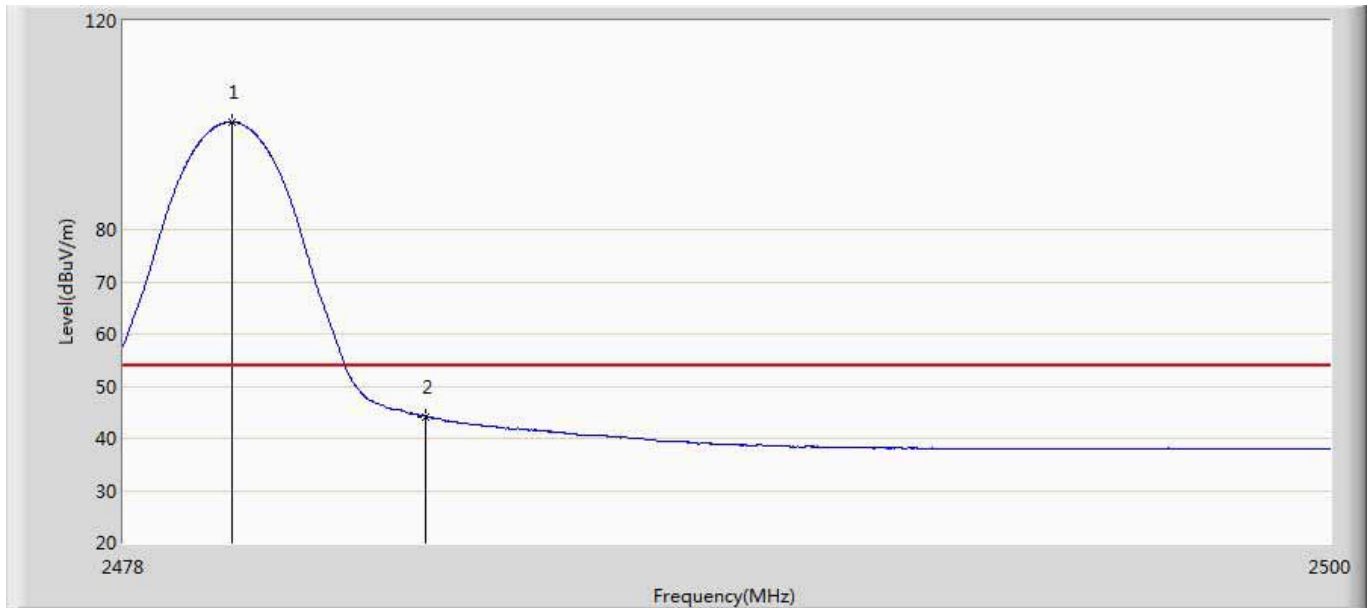
No	Mark	Frequency (MHz)	Measure Level (dBuV/m)	Reading Level (dBuV)	Over Limit (dB)	Limit (dBuV/m)	Factor (dB)	Type
1	*	2479.914	98.527	62.661	44.527	54.000	35.866	AV
2		2483.500	42.636	6.744	-11.364	54.000	35.891	AV

Engineer: YULIU	
Site: AC5	Time: 2019/04/12 - 00:15
Limit: FCC_Part15.209_RE(3m)	Margin: 0
Probe: Horn_3117_00167055(1-18GHz)	Polarity: Horizontal
EUT:LED LAMP	Power: AC 120V/60Hz
Note: Mode 4:Transmit at 2480MHz by Coding500	



No	Mark	Frequency (MHz)	Measure Level (dBuV/m)	Reading Level (dBuV)	Over Limit (dB)	Limit (dBuV/m)	Factor (dB)	Type
1	*	2480.134	101.212	65.345	27.212	74.000	35.867	PK
2		2483.500	56.992	21.100	-17.008	74.000	35.891	PK

Engineer: YULIU	
Site: AC5	Time: 2019/04/12 - 00:17
Limit: FCC_Part15.209_RE(3m)	Margin: 0
Probe: Horn_3117_00167055(1-18GHz)	Polarity: Horizontal
EUT:LED LAMP	Power: AC 120V/60Hz
Note: Mode 4:Transmit at 2480MHz by Coding500	



No	Mark	Frequency (MHz)	Measure Level (dBuV/m)	Reading Level (dBuV)	Over Limit (dB)	Limit (dBuV/m)	Factor (dB)	Type
1	*	2479.980	100.594	64.728	46.594	54.000	35.866	AV
2		2483.500	44.189	8.297	-9.811	54.000	35.891	AV

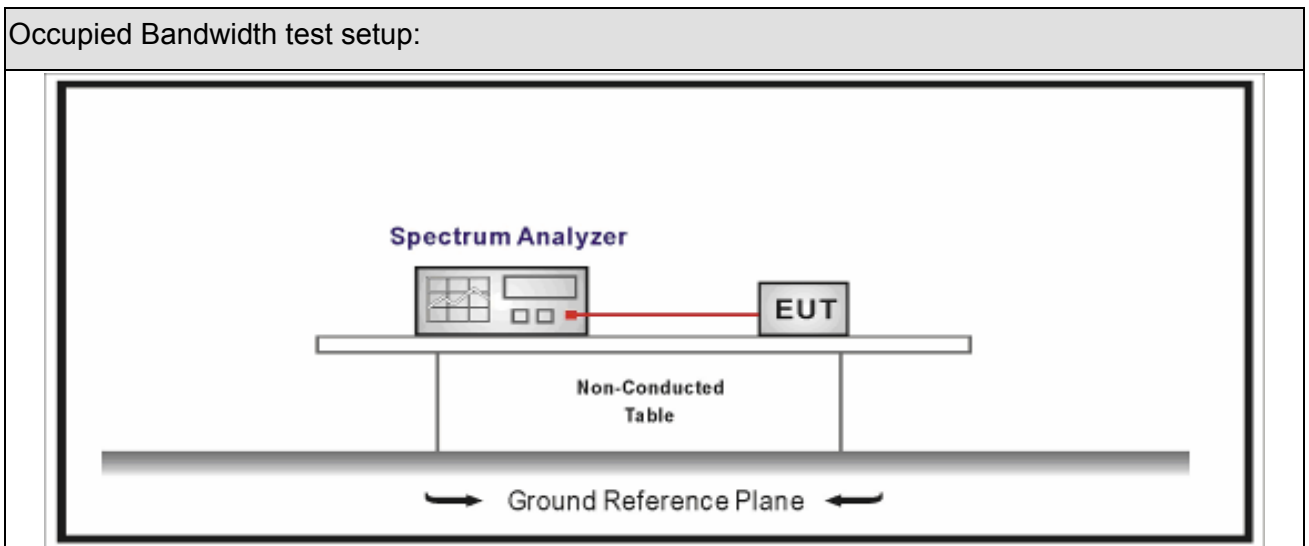
7. Occupied Bandwidth

7.1. Test Equipment

Occupied Bandwidth / TR-8					
Instrument	Manufacturer	Type No.	Serial No.	Cal. Date	Cal. Due Date
Spectrum Analyzer	Agilent	N9010A	MY48030494	2019.02.04	2020.02.03
EXA Spectrum Analyzer	Keysight	N9010A	MY55370495	2018.04.09	2019.04.08
MXA Signal Analyzer	Keysight	N9020A	MY56060147	2018.04.09	2019.04.08
Temperature/Humidity Meter	zhichen	ZC1-2	TR8-TH	2018.04.10	2019.04.09

Note: All equipment is calibrated with traceable calibrations. Each calibration is traceable to the national or international standards.

7.2. Test Setup




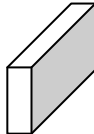

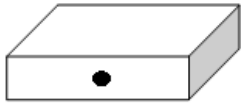
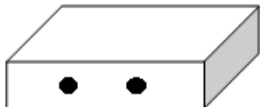

7.3. Limit

Occupied Bandwidth
Systems using digital modulation techniques operate in the 2400-2483.5 MHz .The minimum 6 dB bandwidth shall be at least 500 kHz

7.4. Test Procedure

Test Method			
	Reference Rule	Chapter	Description
<input checked="" type="checkbox"/>	ANSI C63.10	11.8	DTS bandwidth
	<input type="checkbox"/> ANSI C63.10	11.8.1	Option 1
	<input checked="" type="checkbox"/> ANSI C63.10	11.8.2	Option 2

7.5. EUT test definition

Item	Occupied Bandwidth			
Device Category	<input type="checkbox"/>	Fixed point-to-point		
	<input type="checkbox"/>	Emit multiple directional beams, simultaneously or sequentially		
	<input checked="" type="checkbox"/>	Other cases		
Test mode	Mode 1-3			
Test method	<input type="checkbox"/>	Radiated		
		X Axis	Y Axis	Z Axis
				
		Worst Axis <input type="checkbox"/>	Worst Axis <input type="checkbox"/>	Worst Axis <input type="checkbox"/>
	<input checked="" type="checkbox"/>	Conducted		
	<input checked="" type="checkbox"/>	Chain 1		
				
	<input type="checkbox"/>	Chain 1	Chain 2	
				
	<input type="checkbox"/>	Chain 1	Chain 2	Chain 3
				

7.6. Test Result

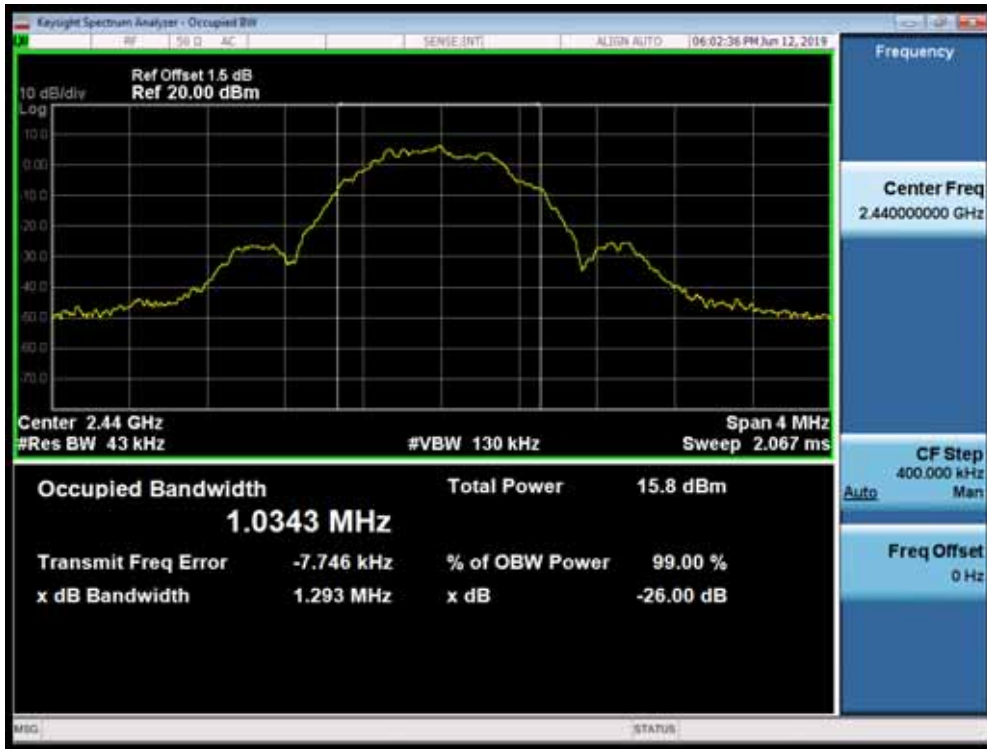
Product Name	: LED lamp	Test Voltage	: AC 120V/60Hz
Test Mode	: Mode 1	Test Site	: TR-8
Test Date	: 2019.03.21	Test Engineer	: Simon

Mode	CH.	Test Freq. (MHz)	99% Occupied Bandwidth (kHz)	Limit (kHz)	Result
1	00	2402	1034.1	>500	Pass
1	18	2440	1034.3	>500	Pass
1	39	2480	1035.3	>500	Pass

Mode 1 CH00 (2402MHz)



Mode 1 CH18 (2440MHz)



Mode 1 CH39 (2480MHz)



Mode	CH.	Test Freq. (MHz)	6dB Occupied Bandwidth (kHz)	Limit (kHz)	Result
1	00	2402	694.5	>500	Pass
1	18	2440	695.8	>500	Pass
1	39	2480	692.1	>500	Pass

Mode 1 CH00 (2402MHz)



Mode 1 CH19 (2440MHz)



Mode 1 CH39 (2480MHz)



Product Name	: LED lamp	Test Voltage	: AC 120V/60Hz
Test Mode	: Mode 2	Test Site	: TR-8
Test Date	: 2019.03.21	Test Engineer	: Simon

Mode	CH.	Test Freq. (MHz)	99% Occupied Bandwidth (kHz)	Limit (kHz)	Result
2	00	2402	2074.1	>500	Pass
2	18	2440	2073.7	>500	Pass
2	39	2480	2074.3	>500	Pass

Mode 2 CH00 (2402MHz)



Mode 2 CH18 (2440MHz)



Mode 2 CH39 (2480MHz)



Mode	CH.	Test Freq. (MHz)	6dB Occupied Bandwidth (kHz)	Limit (kHz)	Result
2	00	2402	1385	>500	Pass
2	18	2440	1384	>500	Pass
2	39	2480	1380	>500	Pass

Mode 2 CH00 (2402MHz)



Mode 2 CH18 (2440MHz)



Mode 2 CH39 (2480MHz)



Product Name	: LED lamp	Test Voltage	: AC 120V/60Hz
Test Mode	: Mode 3	Test Site	: TR-8
Test Date	: 2019.03.21	Test Engineer	: Simon

Mode	CH.	Test Freq. (MHz)	99% Occupied Bandwidth (kHz)	Limit (kHz)	Result
3	00	2402	1045.7	>500	Pass
3	18	2440	1049.0	>500	Pass
3	39	2480	1051.2	>500	Pass

Mode 3 CH00 (2402MHz)



Mode 3 CH18 (2440MHz)



Mode 3 CH39 (2480MHz)



Mode	CH.	Test Freq. (MHz)	6dB Occupied Bandwidth (kHz)	Limit (kHz)	Result
3	00	2402	737.2	>500	Pass
3	18	2440	736.9	>500	Pass
3	39	2480	736.4	>500	Pass

Mode 3 CH00 (2402MHz)



Mode 3 CH18 (2440MHz)



Mode 3 CH39 (2480MHz)



Product Name	: LED lamp	Test Voltage	: AC 120V/60Hz
Test Mode	: Mode 4	Test Site	: TR-8
Test Date	: 2019.03.21	Test Engineer	: Simon

Mode	CH.	Test Freq. (MHz)	99% Occupied Bandwidth (kHz)	Limit (kHz)	Result
4	00	2402	1014.4	>500	Pass
4	18	2440	1018.1	>500	Pass
4	39	2480	1016.2	>500	Pass

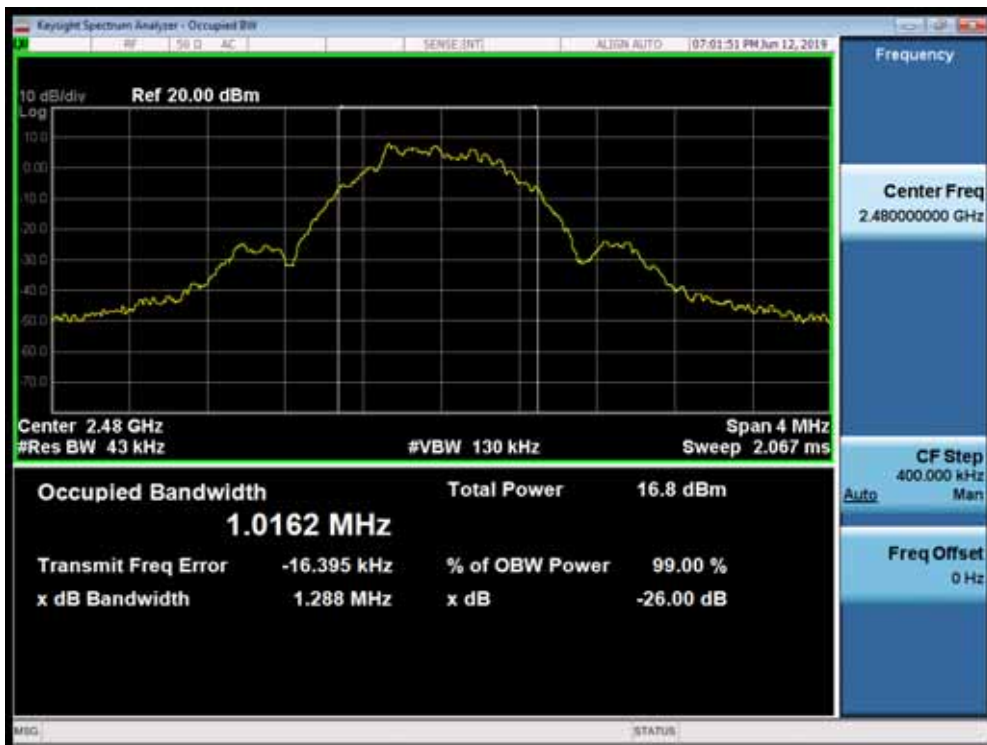
Mode 4 CH00 (2402MHz)



Mode 4 CH18 (2440MHz)



Mode 4 CH39 (2480MHz)



Mode	CH.	Test Freq. (MHz)	6dB Occupied Bandwidth (kHz)	Limit (kHz)	Result
4	00	2402	737.4	>500	Pass
4	18	2440	733.2	>500	Pass
4	39	2480	736.3	>500	Pass

Mode 4 CH00 (2402MHz)



Mode 4 CH18 (2440MHz)



Mode 4 CH39 (2480MHz)



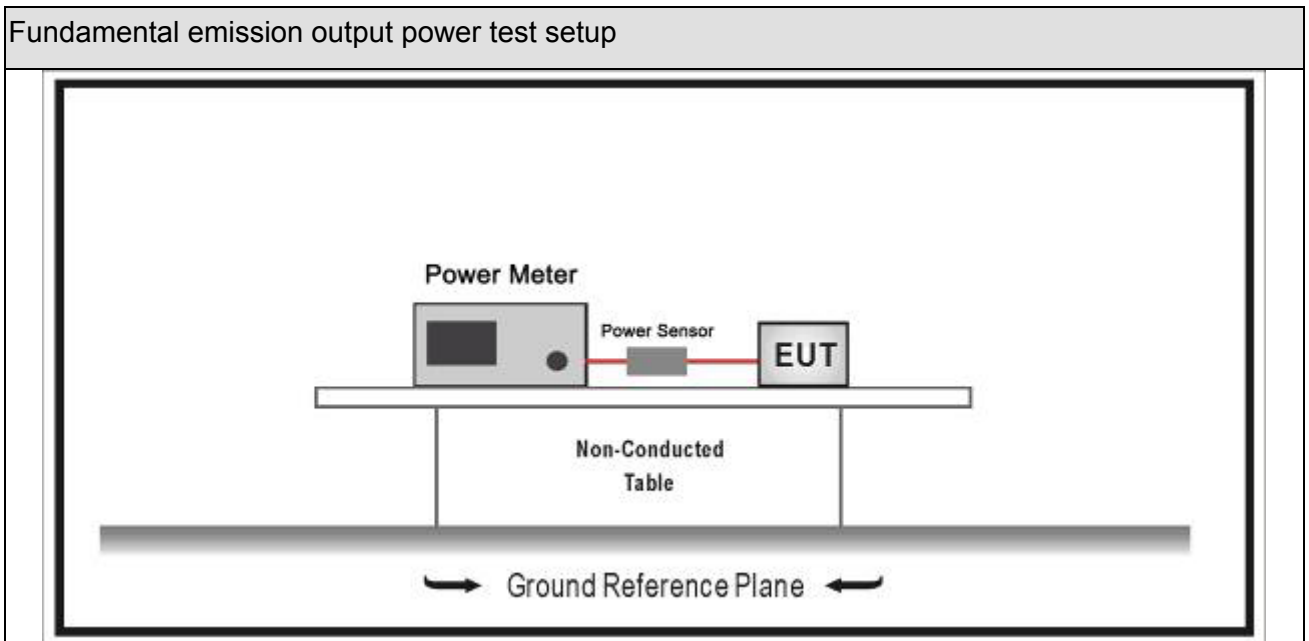
8. Fundamental emission output power

8.1. Test Equipment

Fundamental emission output power/ TR-8					
Instrument	Manufacturer	Type No.	Serial No.	Cal. Date	Cal. Due Date
Spectrum Analyzer	Agilent	E4446A	MY45300103	2019.01.04	2020.01.03
Spectrum Analyzer	Agilent	N9010A	MY48030494	2019.01.04	2020.01.03
Wideband Peak Power Meter	Anritsu	ML2495A	0905006	2018.10.14	2019.10.13
Power Sensor	Anritsu	MA2411B	0846014	2018.10.14	2019.10.13
Temperature/Humidity Meter	zhicheng	ZC1-2	TR8-TH	2018.04.10	2019.04.09

Note: All equipment is calibrated with traceable calibrations. Each calibration is traceable to the national or international standards.

8.2. Test Setup




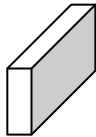
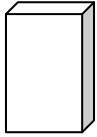
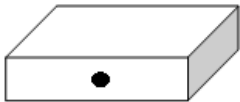
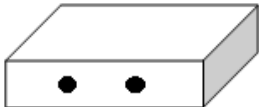
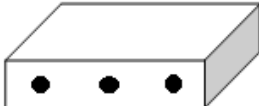
8.3. Limit

Fundamental emission output power Limit		
<input checked="" type="checkbox"/>	$G_{TX} < 6\text{dBi}$	$P_{out} \leq 30\text{dBm}$
<input type="checkbox"/>	$G_{TX} > 6\text{dBi}$	
<input type="checkbox"/>	Non-Fix point-point	$P_{out} \leq 30 - (G_{TX} - 6)$
<input type="checkbox"/>	Fix point-point	$P_{out} \leq 30 - [(G_{TX} - 6)]/3$
<input type="checkbox"/>	Point-to-multipoint	$P_{out} \leq 30 - (G_{TX} - 6)$
<input type="checkbox"/>	Overlap Beams	$P_{out} \leq 30 - [(G_{TX} - 6)]/3$
<input type="checkbox"/>	Aggregate power transmitted simultaneously on all beams	$P_{out} \leq 30 - [(G_{TX} - 6)]/3$
<input type="checkbox"/>	single directional beam	$P_{out} \leq 30 - [(G_{TX} - 6)]/3 + 8\text{dB}$
<p>Note 1 : G_{TX} directional gain of transmitting antennas.</p> <p>Note 2 : P_{out} is maximum peak conducted output power .</p>		

8.4. Test Procedure

Fundamental emission output power Test Method					
	References Rule		Chapter	Description	
<input checked="" type="checkbox"/>	ANSI C63.10		11.9	Fundamental emission output power	
	<input checked="" type="checkbox"/>	ANSI C63.10		11.9.1	Maximum peak conducted output power
	<input type="checkbox"/>	ANSI C63.10	11.9.1.1	RBW \geq DTS bandwidth	
	<input type="checkbox"/>	ANSI C63.10	11.9.1.2	Integrated band power method	
	<input checked="" type="checkbox"/>	ANSI C63.10	11.9.1.3	PKPM1 Peak power meter method	
	<input type="checkbox"/>	ANSI C63.10		11.9.2	Maximum conducted (average) output power
	<input type="checkbox"/>	ANSI C63.10		11.9.2.2	Measurement using a spectrum analyzer (SA)
	<input type="checkbox"/>	ANSI C63.10	11.9.2.2.2	Method AVGSA-1(Duty cycle 98%)	
	<input type="checkbox"/>	ANSI C63.10	11.9.2.2.3	Method AVGSA-1A(Duty cycle 98%)	
	<input type="checkbox"/>	ANSI C63.10	11.9.2.2.4	Method AVGSA-2(Duty cycle 98%)	
	<input type="checkbox"/>	ANSI C63.10	11.9.2.2.5	Method AVGSA-2A(Duty cycle 98%)	
	<input type="checkbox"/>	ANSI C63.10	11.9.2.2.4	Method AVGSA-3	
	<input type="checkbox"/>	ANSI C63.10	11.9.2.2.5	Method AVGSA-3A	
	<input type="checkbox"/>	ANSI C63.10		11.9.2.3	Measurement using a power meter (PM)
	<input type="checkbox"/>	ANSI C63.10	11.9.2.3.1	Method AVGPM	
<input type="checkbox"/>	ANSI C63.10	11.9.2.3.2	Method AVGPM-G		

8.5. EUT test definition

Item	Fundamental emission output power			
Device Category	<input type="checkbox"/>	Fixed point-to-point		
	<input type="checkbox"/>	Emit multiple directional beams, simultaneously or sequentially		
	<input checked="" type="checkbox"/>	Other cases		
Test mode	Mode 1~3			
Test method	<input type="checkbox"/>	Radiated		
		X Axis	Y Axis	Z Axis
				
		Worst Axis <input type="checkbox"/>	Worst Axis <input type="checkbox"/>	Worst Axis <input type="checkbox"/>
	<input checked="" type="checkbox"/>	Conducted		
	<input checked="" type="checkbox"/>	Chain 1		
				
	<input type="checkbox"/>	Chain 1	Chain 2	
				
	<input type="checkbox"/>	Chain 1	Chain 2	Chain 3
				

8.6. Test Result

Murata :

Product Name	: LED lamp	Test Voltage	: AC 120V/60Hz
Test Mode	: Mode 1-4	Test Site	: TR-8
Test Date	: 2019.03.30	Test Engineer	: Simon

Mode	Channel	Test Frequency (MHz)	Measurement Power Output (dBm)	Limit (dBm)	Result
Mode 1	00	2402	6.51	30	Pass
	19	2440	7.09	30	Pass
	39	2480	7.07	30	Pass
Mode 2	00	2402	7.45	30	Pass
	19	2440	8.06	30	Pass
	39	2480	7.99	30	Pass
Mode 3	00	2402	6.77	30	Pass
	19	2440	7.23	30	Pass
	39	2480	7.28	30	Pass
Mode 4	00	2402	6.66	30	Pass
	19	2440	7.22	30	Pass
	39	2480	7.19	30	Pass

Diodes :

Product Name	: LED lamp	Test Voltage	: AC 120V/60Hz
Test Mode	: Mode 1-4	Test Site	: TR-8
Test Date	: 2019.03.30	Test Engineer	: Simon

Mode	Channel	Test Frequency (MHz)	Measurement Power Output (dBm)	Limit (dBm)	Result
Mode 1	00	2402	6.37	30	Pass
	19	2440	6.99	30	Pass
	39	2480	6.86	30	Pass
Mode 2	00	2402	7.25	30	Pass
	19	2440	7.74	30	Pass
	39	2480	7.68	30	Pass
Mode 3	00	2402	6.41	30	Pass
	19	2440	7.06	30	Pass
	39	2480	6.98	30	Pass
Mode 4	00	2402	6.33	30	Pass
	19	2440	6.85	30	Pass
	39	2480	6.94	30	Pass

Kdx:

Product Name	: LED lamp	Test Voltage	: AC 120V/60Hz
Test Mode	: Mode 1-4	Test Site	: TR-8
Test Date	: 2019.03.30	Test Engineer	: Simon

Mode	Channel	Test Frequency (MHz)	Measurement Power Output (dBm)	Limit (dBm)	Result
Mode 1	00	2402	6.86	30	Pass
	19	2440	6.91	30	Pass
	39	2480	7.57	30	Pass
Mode 2	00	2402	7.73	30	Pass
	19	2440	7.79	30	Pass
	39	2480	8.44	30	Pass
Mode 3	00	2402	6.98	30	Pass
	19	2440	6.95	30	Pass
	39	2480	7.65	30	Pass
Mode 4	00	2402	6.82	30	Pass
	19	2440	6.84	30	Pass
	39	2480	7.53	30	Pass

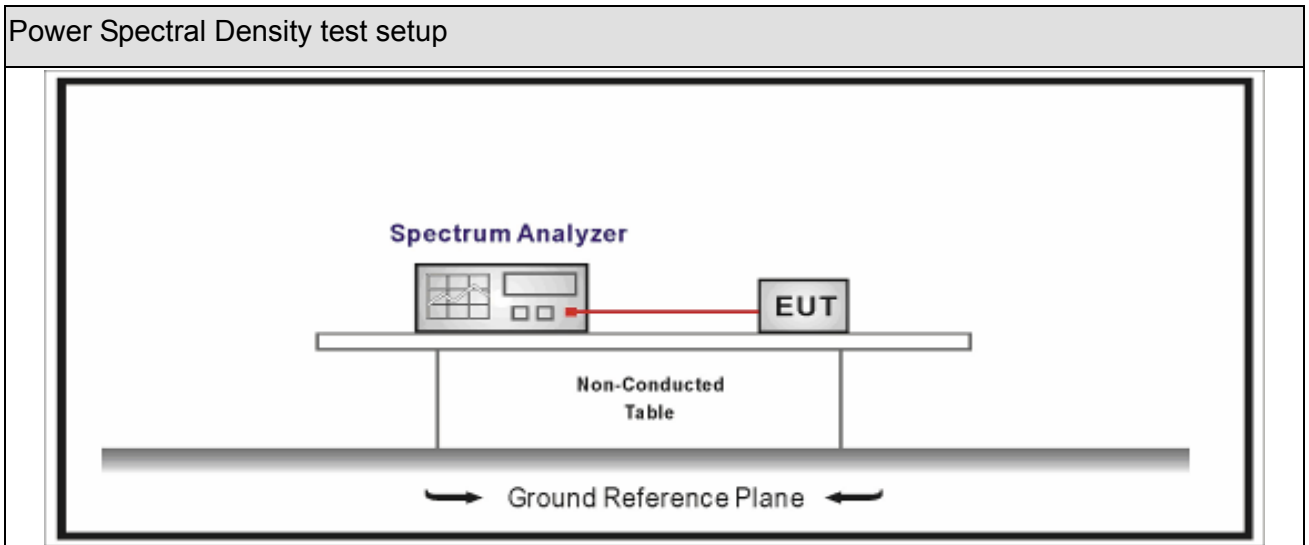
9. Power Spectral Density

9.1. Test Equipment

Power Spectral Density / TR-8					
Instrument	Manufacturer	Type No.	Serial No.	Cal. Date	Cal. Due Date
Spectrum Analyzer	Agilent	N9010A	MY48030494	2019.02.04	2020.02.03
EXA Spectrum Analyzer	Keysight	N9010A	MY55370495	2018.04.09	2019.04.08
MXA Signal Analyzer	Keysight	N9020A	MY56060147	2018.04.09	2019.04.08
Temperature/Humidity Meter	zhichen	ZC1-2	TR8-TH	2018.04.10	2019.04.09

Note: All equipment is calibrated with traceable calibrations. Each calibration is traceable to the national or international standards.

9.2. Test Setup




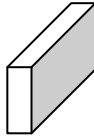

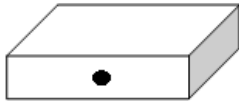
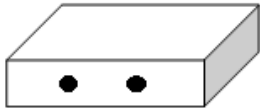
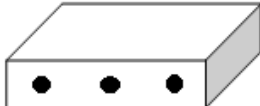
9.3. Limit

Power Spectral Density Limit
Power Spectral Density 8dBm/3kHz

9.4. Test Procedure

Power Spectral Density Test Method			
	References Rule	Chapter	Description
<input checked="" type="checkbox"/>	ANSI C63.10	11.10	Maximum power spectral density level in the fundamental emission
<input checked="" type="checkbox"/>	ANSI C63.10	11.10.2	Method PKPSD (peak PSD)
<input type="checkbox"/>	ANSI C63.10	11.10.3	Method AVGPSD-1(Duty cycle 98%)
<input type="checkbox"/>	ANSI C63.10	11.10.4	Method AVGPSD-1A(Duty cycle 98%)
<input type="checkbox"/>	ANSI C63.10	11.10.5	Method AVGPSD-2(Duty cycle < 98%)
<input type="checkbox"/>	ANSI C63.10	11.10.6	Method AVGPSD-2A(Duty cycle < 98%)
<input type="checkbox"/>	ANSI C63.10	11.10.7	Method AVGPSD-3
<input type="checkbox"/>	ANSI C63.10	11.10.8	Method AVGPSD-3A

9.5. EUT test definition

Item	Power Spectral Density Test Method			
Device Category	<input type="checkbox"/>	Fixed point-to-point		
	<input type="checkbox"/>	Emit multiple directional beams, simultaneously or sequentially		
	<input checked="" type="checkbox"/>	Other cases		
Test mode	Mode 1			
Test method	<input type="checkbox"/>	Radiated		
		X Axis	Y Axis	Z Axis
				
		Worst Axis <input type="checkbox"/>	Worst Axis <input type="checkbox"/>	Worst Axis <input type="checkbox"/>
	<input checked="" type="checkbox"/>	Conducted		
	<input checked="" type="checkbox"/>	Chain 1		
				
	<input type="checkbox"/>	Chain 1	Chain 2	
				
	<input type="checkbox"/>	Chain 1	Chain 2	Chain 3
				

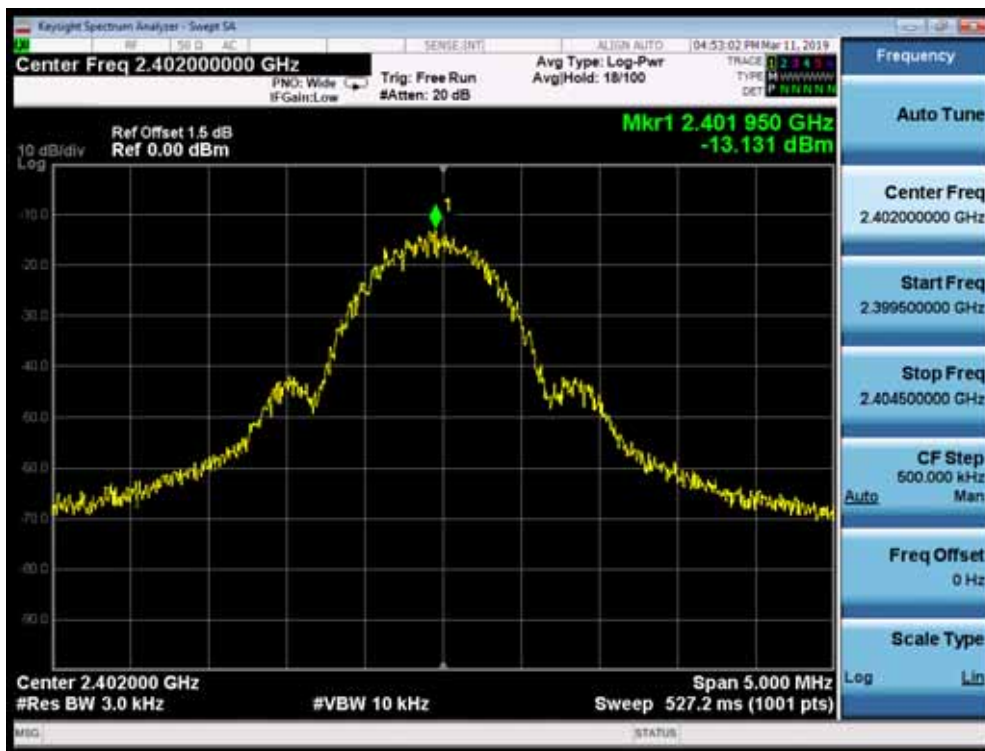
9.6. Test Result

Product Name	: LED lamp	Test Voltage	: AC 120V/60Hz
Test Mode	: Mode 1	Test Site	: TR-8
Test Date	: 2019.03.11	Test Engineer	: Simon

Mode	Channel	Test Frequency (MHz)	Measurement PSD (dBm/3kHz)	Total PSD (dBm/3kHz)	Limit (dBm/3kHz)	Result
1	00	2402	-13.131	-13.131	8	Pass
1	18	2440	-13.810	-13.810	8	Pass
1	39	2480	-13.566	-13.566	8	Pass

Note : We have evaluated mode, shown in the report is BLE mode which is the worst data.

Mode 1 CH00(2402MHz)



Mode 1 CH18(2440MHz)



Mode 1 CH39(2480MHz)



10. Antenna Requirement

10.1. Limit

Antenna Requirement Limit
<p>An intentional radiator shall be designed to ensure that no antenna other than that furnished by the responsible party shall be used with the device. The use of a permanently attached antenna or of an antenna that uses a unique coupling to the intentional radiator shall be considered sufficient to comply with the provisions of this section. The manufacturer may design the unit so that a broken antenna can be replaced by the user, but the use of a standard antenna jack or electrical connector is prohibited. This requirement does not apply to carrier current devices or to devices operated under the provisions of §15.211, §15.213, §15.217, §15.219, or §15.221. Further, this requirement does not apply to intentional radiators that must be professionally installed, such as perimeter protection systems and some field disturbance sensors, or to other intentional radiators which, in accordance with §15.31(d), must be measured at the installation site. However, the installer shall be responsible for ensuring that the proper antenna is employed so that the limits in this part are not exceeded.</p>

10.2. Antenna Connector Construction

Antenna Connector Construction	
<input checked="" type="checkbox"/>	The use of a permanently attached antenna
<input type="checkbox"/>	The antenna use of a unique coupling to the intentional radiator
<input type="checkbox"/>	The use of a nonstandard antenna jack or electrical connector
Please refer to the attached document "Internal Photograph" to show the antenna connector.	

_____ The End _____