



Test Report

FCC Part15 Subpart C & RSS-247 Issue 2

Product Name : LED lamp
Model No. : 9290019532
FCC ID : 2AGBW9290019532X
IC : 20812-9532X

Applicant : Signify (China) Investment Co., Ltd.
Address : Building no.9, Lane 888, Tianlin Road,
Minhang District, Shanghai 200233, China

Date of Receipt : Mar. 05, 2019
Test Date : Mar. 06, 2019~ Apr. 05, 2019
Issued Date : Apr. 17, 2019
Report No. : 1932048R-RF-US-P06V02
Report Version : V1.0

The test results relate only to the samples tested.

The test results shown in the test report are traceable to the national/international standard through the calibration of the equipment and evaluated measurement uncertainty herein.

This report must not be used to claim product endorsement by A2LA or any agency of the government.

The test report shall not be reproduced without the written approval of DEKRA Testing & Certification (Suzhou) Co., Ltd.

Test Report Certification

Issued Date: Apr. 17, 2019
Report No. : 1932048R-RF-US-P06V02



Product Name : LED lamp
 Applicant : Signify (China) Investment Co., Ltd.
 Address : Building no.9, Lane 888, Tianlin Road, Minhang District, Shanghai 200233, China
 Manufacturer : Signify (China) Investment Co., Ltd.
 Address : Building no.9, Lane 888, Tianlin Road, Minhang District, Shanghai 200233, China
 Model No. : 9290019532
 FCC ID : 2AGBW9290019532X
 IC : 20812-9532X
 EUT Voltage : 110-130 Vac, 50-60 Hz, 6W
 Test Voltage : AC120V/60Hz
 Brand Name : PHILIPS
 Applicable Standard : FCC CFR Title 47 Part 15 Subpart C;
 ANSI C63.10:2013;
 KDB 558074 D01v05;
 RSS-Gen Issue 5 / RSS-247 Issue 2
 Test Result : Complied
 Performed Location : DEKRA Testing & Certification (Suzhou) Co., Ltd.
 No.99 Hongye Rd., Suzhou Industrial Park, Suzhou, 215006, Jiangsu, China
 TEL: +86-512-6251-5088 / FAX: +86-512-6251-5098
 FCC Designation Number: CN1199; ISED Lab Code: 4075B

Documented By : Kitty Li
 (Adm. Specialist: Kitty Li)

Reviewed By : Frank He
 (Senior Project Manager: Frank He)

Approved By : Jack Zhang
 (Engineering Supervisor: Jack Zhang)

TABLE OF CONTENTS

Description	Page
1. General Information	6
1.1. EUT Description	6
1.2. Working Frequency of Each Channel:	7
1.3. Antenna information	7
1.4. Mode of Operation	8
1.5. Tested System Details	8
1.6. Configuration of Tested System	9
1.7. EUT Exercise Software	10
2. Technical Test	11
2.1. Summary of Test Result	11
2.2. Test Frequency configuration:	13
2.3. Test Environment	14
2.4. Measurement Uncertainty	14
3. AC Power Line Conducted Emission	15
3.1. Test Equipment	15
3.2. Test Setup	15
3.3. Limit	16
3.4. Test Procedure	16
3.5. Test Result	17
4. Emissions in restricted frequency bands	19
4.1. Test Equipment	19
4.2. Test Setup	20
4.3. Limit	21
4.4. Test Procedure	24
4.5. EUT test Axis definition	25
4.6. Test Result	26
5. Emissions in non-restricted frequency bands	100
5.1. Test Equipment	100
5.2. Test Setup	100
5.3. Limit	101
5.4. Test Procedure	102
5.5. EUT test Axis definition	103
5.6. Test Result	104
6. Radiated Emission Band Edge	106
6.1. Test Equipment	106
6.2. Test Setup	107
6.3. Limit	107

- 6.4. Test Procedure 108
- 6.5. EUT test definition 109
- 6.6. Duty Cycle 110
- 6.7. Test Result..... 114
- 7. Occupied Bandwidth 210
- 7.1. Test Equipment..... 210
- 7.2. Test Setup..... 210
- 7.3. Limit..... 211
- 7.4. Test Procedure 211
- 7.5. EUT test definition 212
- 7.6. Test Result..... 213
- 8. Fundamental emission output power 229
- 8.1. Test Equipment..... 229
- 8.2. Test Setup..... 229
- 8.3. Limit..... 230
- 8.4. Test Procedure 231
- 8.5. EUT test definition 232
- 8.6. Test Result..... 233
- 9. Power Spectral Density 236
- 9.1. Test Equipment..... 236
- 9.2. Test Setup..... 236
- 9.3. Limit..... 236
- 9.4. Test Procedure 237
- 9.5. EUT test definition 238
- 9.6. Test Result..... 239
- 10. Antenna Requirement..... 241
- 10.1. Limit..... 241
- 10.2. Antenna Connector Construction..... 241

History of This Test Report

REPORT NO.	VERSION	DESCRIPTION	ISSUED DATE
1932048R-RF-US-P06V02	V1.0	Initial Issued Report	Apr. 17, 2019

1. General Information

1.1. EUT Description

Product Name	LED lamp					
Model No.	9290019532					
EUT Voltage	110-130 Vac, 50-60 Hz, 6W					
Test Voltage	AC 120V/60Hz					
Bluetooth Specification	V5.0					
Frequency Range	2402- 2480 MHz					
Channel Number	V5.0: 40					
Channel Separation	V5.0: 2MHz					
Type of Modulation	V5.0: GFSK					
PHYs	<input checked="" type="checkbox"/>	LE 1M	<input checked="" type="checkbox"/>	LE 2M	<input checked="" type="checkbox"/>	LE Coded S=2/8
Data Rate	<input checked="" type="checkbox"/>	1Mbit/s	<input checked="" type="checkbox"/>	2Mbit/s	<input checked="" type="checkbox"/>	500/125 Kbit/s
Antenna Type	Reference to Antenna List					
Peak Antenna Gain	Reference to Antenna List					

Note 1: We have evaluated both modes of LE 1M, LE 2M and LE coded, the power of LE 1M mode is higher than other mode, the test data of both modes is showed in the report with test items power and bandwidth; the test data of worse mode is showed with other test items.

Note 2: LED lamp supports three kinds of Crystal oscillator (murata/ Diodes/kdx), there is not any change in RF design, circuitry or construction for this device, including RF parameters (antenna, software, firmware and hardware versions, power, frequency ranges, etc.), so only power, spurious emission and band-edge were tested for different crystal oscillator, the test data of worse mode is showed with other test items.

1.2. Working Frequency of Each Channel:

Bluetooth Working Frequency of Each Channel: (For V5.0)							
Channel	Frequency	Channel	Frequency	Channel	Frequency	Channel	Frequency
00	2402 MHz	01	2404 MHz	02	2406 MHz	03	2408 MHz
04	2410 MHz	05	2412 MHz	06	2414 MHz	07	2416 MHz
08	2418 MHz	09	2420 MHz	10	2422 MHz	11	2424 MHz
12	2426 MHz	13	2428 MHz	14	2430 MHz	15	2432 MHz
16	2434 MHz	17	2436 MHz	18	2438 MHz	19	2440 MHz
20	2442 MHz	21	2444 MHz	22	2446 MHz	23	2448 MHz
24	2450 MHz	25	2452 MHz	26	2454 MHz	27	2456 MHz
28	2458 MHz	29	2460 MHz	30	2462 MHz	31	2464 MHz
32	2466 MHz	33	2468 MHz	34	2470 MHz	35	2472 MHz
36	2474 MHz	37	2476 MHz	38	2478 MHz	39	2480 MHz

1.3. Antenna information

Antenna manufacturer	N/A					
Antenna Delivery	<input checked="" type="checkbox"/>	1*TX+1*RX	<input type="checkbox"/>	2*TX+2*RX	<input type="checkbox"/>	3*TX+3*RX
Antenna technology	<input checked="" type="checkbox"/>	SISO				
	<input type="checkbox"/>	MIMO	<input type="checkbox"/>	Basic		
	<input type="checkbox"/>		<input type="checkbox"/>	CDD		
<input type="checkbox"/>	<input type="checkbox"/>		Beam-forming			
Antenna Type	<input type="checkbox"/>	External	<input type="checkbox"/>	Dipole		
	<input type="checkbox"/>	Internal	<input type="checkbox"/>	PIFA		
	<input checked="" type="checkbox"/>		<input checked="" type="checkbox"/>	PCB		
	<input type="checkbox"/>		<input type="checkbox"/>	Ceramic Chip Antenna		
	<input type="checkbox"/>		<input type="checkbox"/>	Stamping Antenna		
	<input type="checkbox"/>		<input type="checkbox"/>	Metal plate type F antenna		
	<input type="checkbox"/>		<input type="checkbox"/>	Monopole antenna		
Antenna Gain	1.5dBi					

1.4. Mode of Operation

Test Mode
Mode 1: Transmit-1Mbps(GFSK_LE 1M)
Mode 2: Transmit-2Mbps(GFSK_LE 2M)
Mode 3: Transmit-125Kbps(GFSK_LE Coded)
Mode 4: Transmit-500Kbps(GFSK_LE Coded)

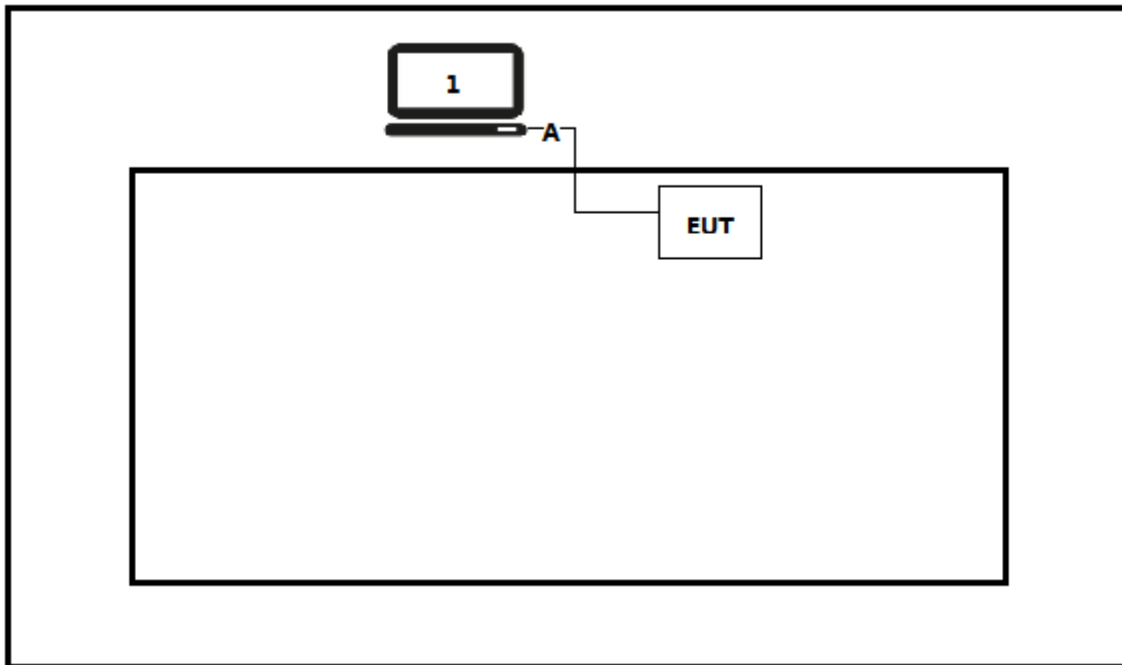
1.5. Tested System Details

The types for all equipment, plus descriptions of all cables used in the tested system (including inserted cards) are:

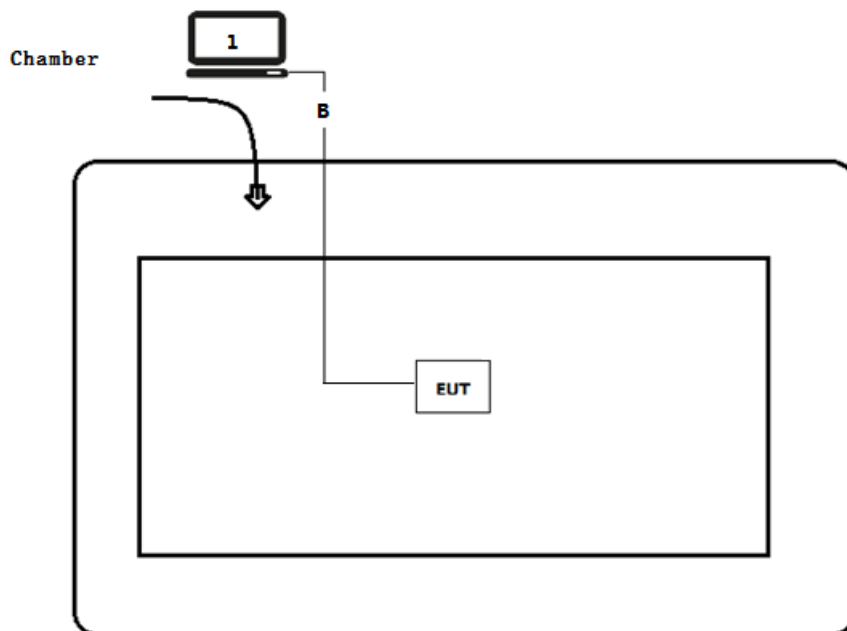
No.	Product	Manufacturer	Model No.	Serial No.	Power Cord
1	Notebook	Think Pad	2526	LV-A3285	Power by adapter
A	Control cable	N/A	N/A	N/A	Shielded,0.5m
B	Control cable	N/A	N/A	N/A	Shielded,10m

1.6. Configuration of Tested System

Test setup Diagram- AC Line Conducted Emission Test



Test setup Diagram- Radiated Emission



1.7. EUT Exercise Software

1	Setup the EUT and simulators as shown on above.
2	Turn on the power of all equipment.
3	Run RF software [HueApprobation Tool], and set the test mode and channel, then press OK to start to continue transmit.

2. Technical Test

2.1. Summary of Test Result

For FCC

Performed Test Item	Normative References	Limit	Result
AC Power Line Conducted Emission	FCC CFR Title 47 Part 15 Subpart C: 2015 Section 15.207	FCC 15.207	PASS
Emissions in restricted frequency bands	FCC CFR Title 47 Part 15 Subpart C: 2015 Section 15.209	FCC 15.209	PASS
Emissions in non-restricted frequency bands	FCC CFR Title 47 Part 15 Subpart C: 2015 Section 15.247(d)	20dBc	PASS
Radiated Emission Band Edge	FCC CFR Title 47 Part 15 Subpart C: 2015 15.247(d)	FCC 15.209	PASS
Occupied Bandwidth	FCC CFR Title 47 Part 15 Subpart C: 2015 Section 15.247(a)(2)	500kHz	PASS
Fundamental emission output power	FCC CFR Title 47 Part 15 Subpart C: 2015 Section 15.247(b)(3)	30dBm	PASS
Power Spectral Density	FCC CFR Title 47 Part 15 Subpart C: 2015 Section 15.247(e)	8dBm/3kHz	PASS
Antenna Requirement	FCC CFR Title 47 Part 15 Subpart C: 2015 Section 15.203	FCC 15.203	PASS

For ISED

Performed Test Item	Normative References	Limit	Result
AC Power Line Conducted Emission	RSS-Gen Issue 5 Section 8.8	RSS-Gen	PASS
Emissions in restricted frequency bands	RSS-Gen Issue 5 Section 8.9	RSS-Gen	PASS
Emissions in non-restricted frequency bands	RSS-247 Issue 2 Section A5.5	20dBc	PASS
Radiated Emission Band Edge	RSS-247 Issue 2 Section A5.5	RSS-247	PASS
Occupied Bandwidth	RSS-Gen Issue 5 Section 6.6 RSS-247 Issue 2 Section A5.2(1)	500kHz	PASS
Fundamental emission output power	RSS-247 Issue 2 Section A5.4(4)	30dBm	PASS
Power Spectral Density	RSS-247 Issue 2 Section A5.2(2)	8dBm/3kHz	PASS
Antenna Requirement	RSS-Gen Issue 5 Section 8.3	RSS-Gen Issue 5	PASS

2.2. Test Frequency configuration:

Modulation Mode	Channel	Frequency	Channel	Frequency	Channel	Frequency
Mode1~3	00	2402 MHz	19	2440 MHz	39	2480MHz

2.3. Test Environment

Items	Required (IEC 68-1)	Actual
Temperature (°C)	15-35	21
Humidity (%RH)	25-75	50
Barometric pressure (mbar)	860-1060	950-1000

2.4. Measurement Uncertainty

Test Items	Uncertainty
AC Power Line Conducted Emission	$\pm 2.02\text{dB}$
Radiated Emission	Below 1GHz $\pm 3.8\text{ dB}$
	Above 1GHz $\pm 3.9\text{ dB}$
RF Antenna Port Conducted Emission	$\pm 1.27\text{dB}$
Radiated Emission Band Edge	$\pm 3.9\text{dB}$
Occupied Bandwidth	$\pm 1\text{kHz}$
Power Spectral Density	$\pm 1.27\text{dB}$

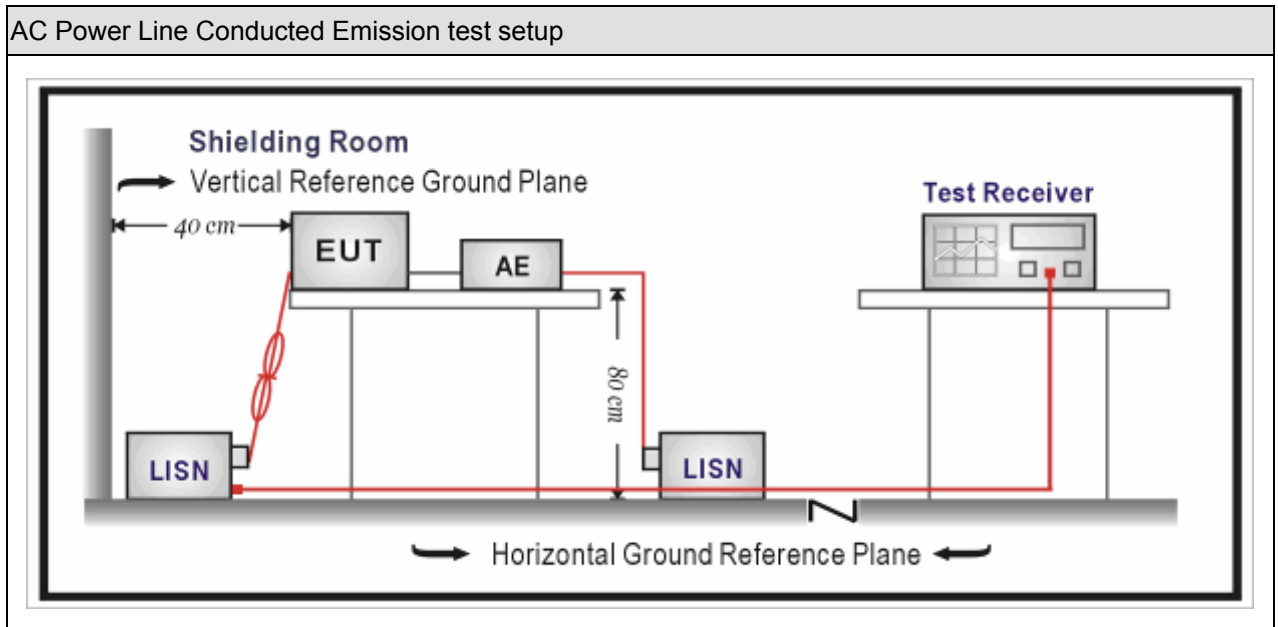
3. AC Power Line Conducted Emission

3.1. Test Equipment

AC Power Line Conducted Emission / TR-1					
Instrument	Manufacturer	Type No.	Serial No.	Cal. Date	Cal. Due Date
EMI Test Receiver	R&S	ESCI	100906	2019.03.05	2020.03.04
Two-Line V-Network	R&S	ENV 216	101189	2018.07.16	2019.07.15
Two-Line V-Network	R&S	ENV 216	101044	2018.09.16	2019.09.15
50ohm Coaxial Switch	Anritsu	MP59B	6200464462	N/A	N/A
50ohm Termination	SHX	TF2	07081402	2018.09.16	2019.09.15
Temperature/Humidity Meter	Zhichen	ZC1-2	TR1-TH	2019.01.04	2020.01.03
Quietek EMI V3(test software)	Quietek	N/A	N/A	N/A	N/A

Note: All equipment is calibrated with traceable calibrations. Each calibration is traceable to the national or international standards.

3.2. Test Setup



3.3. Limit

Frequency of Emission (MHz)	Conducted Limit	
	Quasi-peak (dB μ V)	Average (dB μ V)
0.15-0.5	66 to 56	56 to 46
0.5-5	56	46
5-30	60	50

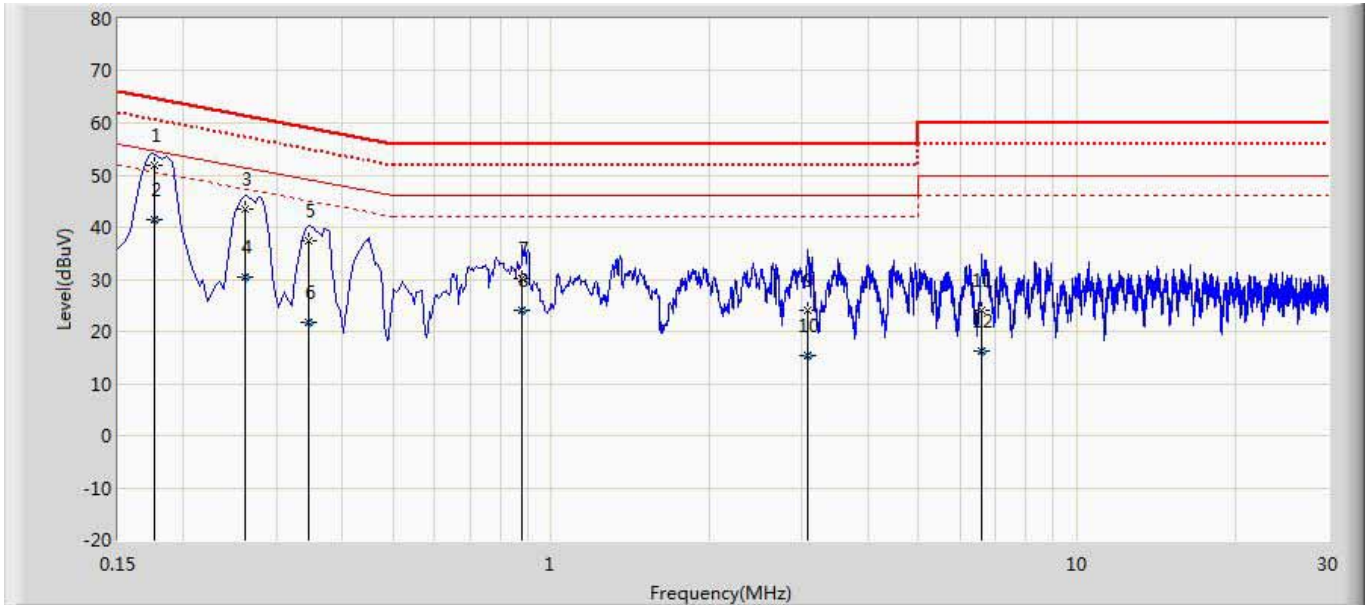
Note 1: The lower limit shall apply at the transition frequencies.
 Note 2: The limit decreases linearly with the logarithm of the frequency in the range 0.15 MHz to 0.5 MHz.

3.4. Test Procedure

Test Method			
	References Rule	Chapter	Item
<input checked="" type="checkbox"/>	ANSI C63.10-2013	6.2	Standard test method for ac power-line conducted emissions from unlicensed wireless devices

3.5. Test Result

Engineer: LiuYu	
Site: TR1	Time: 2019/04/13 - 11:10
Limit: FCC_Part15.107_CE_AC Power_ClassB	Margin: 4
Probe: ENV216_101190(0.009-30MHz)	Polarity: Neutral
EUT: LED LAMP	Power: AC 120V/60Hz
Note: Mode 1	

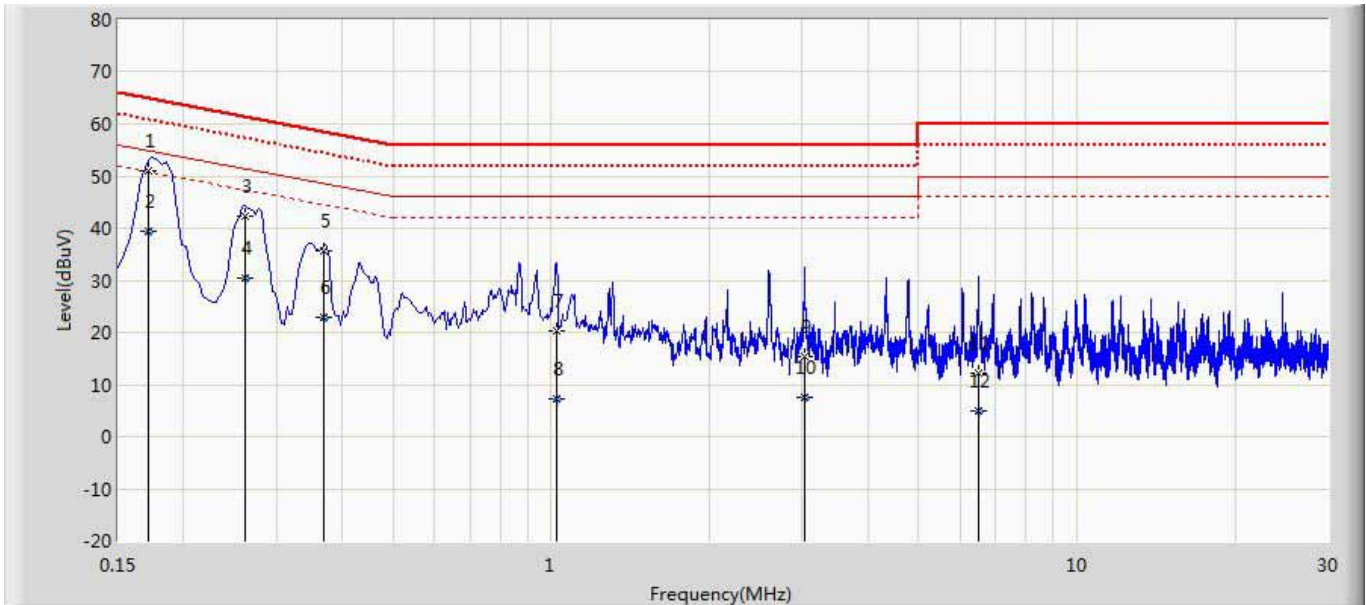


No	Mark	Frequency (MHz)	Measure Level (dBuV)	Reading Level (dBuV)	Over Limit (dB)	Limit (dBuV)	Factor (dB)	Type
1	*	0.176	51.949	42.329	-12.743	64.692	9.619	QP
2		0.176	41.459	31.839	-13.233	54.692	9.619	AV
3		0.262	43.434	33.805	-17.933	61.368	9.630	QP
4		0.262	30.352	20.722	-21.016	51.368	9.630	AV
5		0.346	37.396	27.766	-21.662	59.058	9.630	QP
6		0.346	21.719	12.090	-27.339	49.058	9.630	AV
7		0.882	30.008	20.362	-25.992	56.000	9.646	QP
8		0.882	24.166	14.520	-21.834	46.000	9.646	AV
9		3.078	23.978	14.240	-32.022	56.000	9.737	QP
10		3.078	15.362	5.625	-30.638	46.000	9.737	AV
11		6.582	23.968	14.114	-36.032	60.000	9.855	QP
12		6.582	16.239	6.384	-33.761	50.000	9.855	AV

Note:

1. " * ", means this data is the worst emission level.
2. Measurement Level = Reading Level + Factor(Probe+Cable-Amp).

Engineer: LiuYu	
Site: TR1	Time: 2019/04/13 - 11:58
Limit: FCC_Part15.107_CE_AC Power_ClassB	Margin: 4
Probe: ENV216_101190(0.009-30MHz)	Polarity: Line
EUT: LED LAMP	Power: AC 120V/60Hz
Note: Mode 1	



No	Mark	Frequency (MHz)	Measure Level (dBuV)	Reading Level (dBuV)	Over Limit (dB)	Limit (dBuV)	Factor (dB)	Type
1	*	0.171	50.955	41.326	-13.943	64.898	9.630	QP
2		0.171	39.527	29.897	-15.371	54.898	9.630	AV
3		0.262	42.232	32.600	-19.136	61.368	9.632	QP
4		0.262	30.568	20.936	-20.800	51.368	9.632	AV
5		0.370	35.610	25.973	-22.891	58.501	9.637	QP
6		0.370	22.800	13.162	-25.701	48.501	9.637	AV
7		1.026	20.245	10.568	-35.755	56.000	9.677	QP
8		1.026	7.154	-2.524	-38.846	46.000	9.677	AV
9		3.030	15.440	5.703	-40.560	56.000	9.738	QP
10		3.030	7.484	-2.254	-38.516	46.000	9.738	AV
11		6.498	12.132	2.282	-47.868	60.000	9.850	QP
12		6.498	5.026	-4.824	-44.974	50.000	9.850	AV

Note:

1. " * ", means this data is the worst emission level.
2. Measurement Level = Reading Level + Factor(Probe+Cable-Amp).

4. Emissions in restricted frequency bands

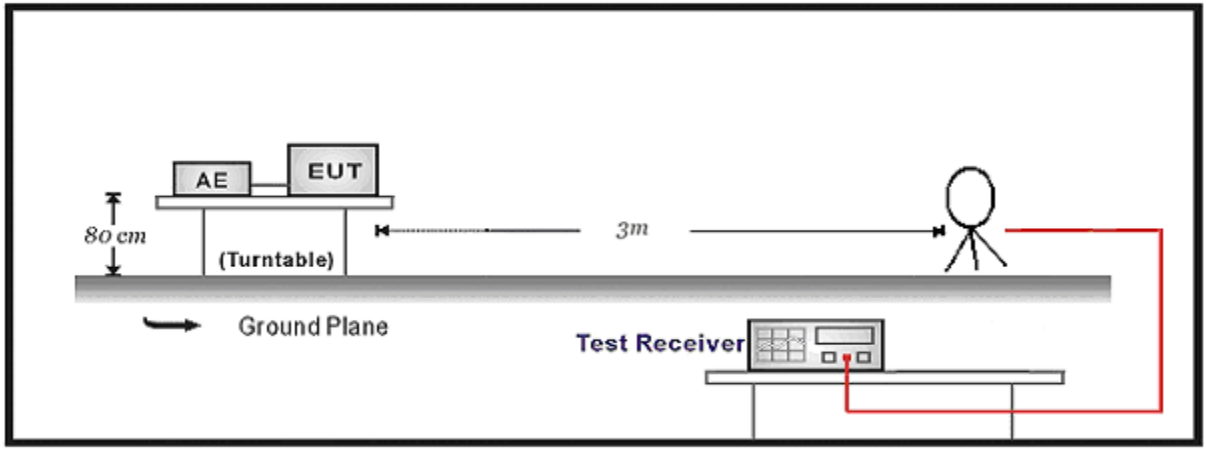
4.1. Test Equipment

Radiated Emission(Below 1GHz) / AC-2					
Instrument	Manufacturer	Type No.	Serial No.	Cal. Date	Cal. Due Date
EMI Test Receiver	R&S	ESCI	100573	2019.03.29	2020.03.28
Loop Antenna	R&S	HFH2-Z2	833799/003	2018.11.16	2019.11.15
Bilog Antenna	Teseq GmbH	CBL6112D	27611	2018.10.16	2019.10.15
Coaxial Cable	Huber+Suhner	SUCOFLEX 106	AC2-C	2019.03.02	2020.03.01
Temperature/Humidity Meter	Zhichen	ZC1-2	AC2-TH	2019.01.03	2020.01.02
Quietek EMI V3(test software)	Quietek	N/A	N/A	N/A	N/A
Note: All equipment is calibrated with traceable calibrations. Each calibration is traceable to the national or international standards.					

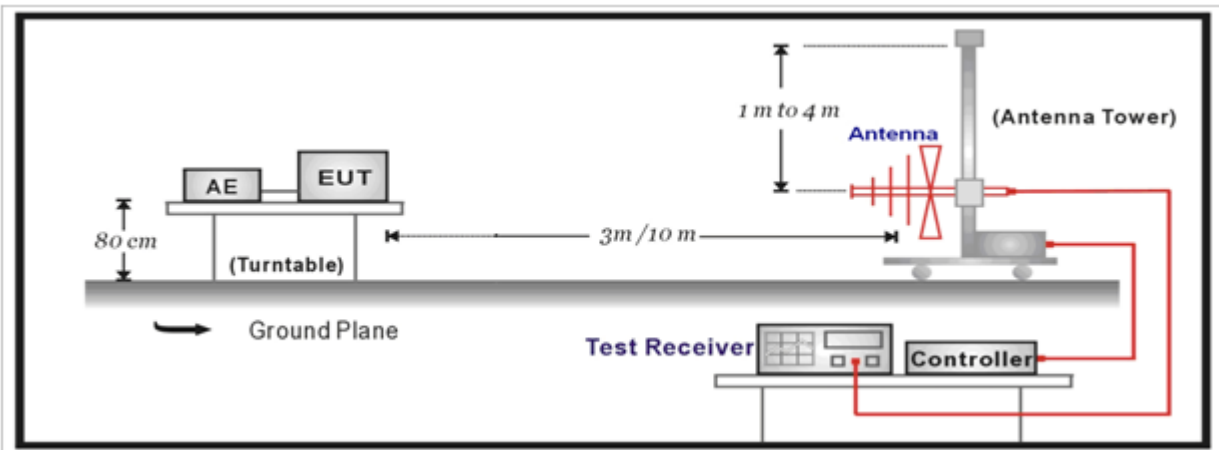
Radiated Emission(Above 1GHz) / AC-5					
Instrument	Manufacturer	Type No.	Serial No.	Cal. Date	Cal. Due Date
Spectrum Analyzer	Agilent	E4446A	MY45300103	2019.01.04	2020.01.03
Preamplifier	Miteq	NSP1800-25	1364185	2018.05.06	2019.05.05
Preamplifier	Quietek	AP-040G	CHM-0906001	2018.05.06	2019.05.05
DRG Horn	ETS-Lindgren	3117	00123988	2019.01.22	2020.01.21
Broad-Band Horn Antenna	Schwarzbeck	BBHA9170	294	2018.11.25	2019.11.24
Coaxial Cable	Huber+Suhner	SUCOFLEX 106	AC5-C1	2019.03.02	2020.03.01
Coaxial Cable	Huber+Suhner	SUCOFLEX 106	AC5-C2	2019.03.02	2020.03.01
Coaxial Cable	Huber+Suhner	SUCOFLEX 102	AC5-C3	2019.03.02	2020.03.01
EMI Receiver	Agilent	N9038A	MY51210196	2018.06.10	2019.06.09
Temperature/Humidity Meter	Zhichen	ZC1-2	AC5-TH	2019.01.04	2020.01.03
Quietek EMI V3(test software)	Quietek	N/A	N/A	N/A	N/A
Note: All equipment is calibrated with traceable calibrations. Each calibration is traceable to the national or international standards.					

4.2. Test Setup

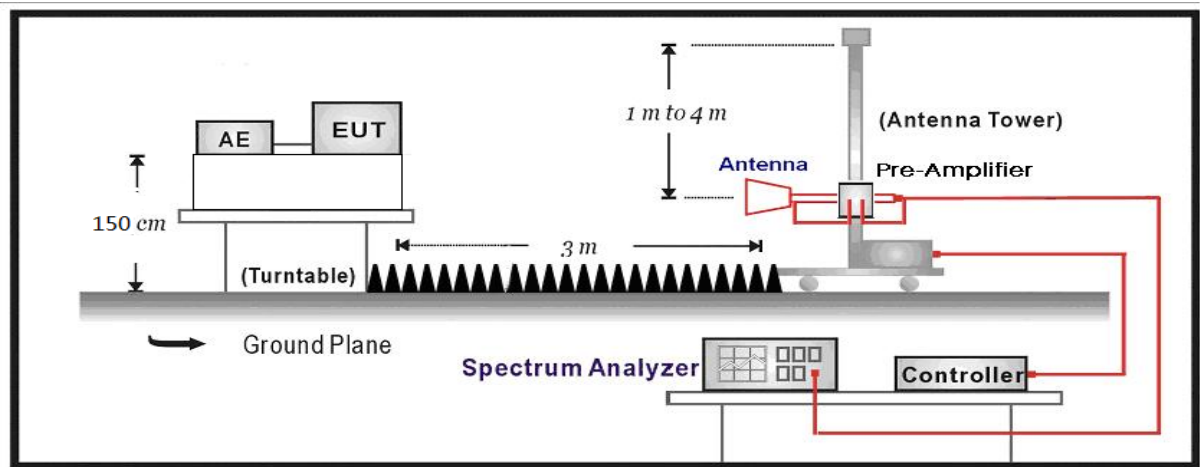
Below 30MHz Test Setup:



30MHz-1GHz Test Setup:



Above 1GHz Test Setup:



4.3. Limit

For FCC

Restricted Bands of operation			
Frequency (MHz)	Frequency (MHz)	Frequency (MHz)	Frequency (GHz)
0.090 – 0.110	16.42 – 16.423	399.9 – 410	4.5 – 5.15
0.495 – 0.505	16.69475 – 16.69525	608 – 614	5.35 – 5.46
2.1735 – 2.1905	16.80425 – 16.80475	960 – 1240	7.25 – 7.75
4.125 – 4.128	25.5 – 25.67	1300 – 1427	8.025 – 8.5
4.17725 – 4.17775	37.5 – 38.25	1435 – 1626.5	9.0 – 9.2
4.20725 – 4.20775	73 – 74.6	1645.5 – 1646.5	9.3 – 9.5
6.215 – 6.218	74.8 – 75.2	1660 – 1710	10.6 – 12.7
6.26775 – 6.26825	108 – 121.94	1718.8 – 1722.2	13.25 – 13.4
6.31175 – 6.31225	123 – 138	2200 – 2300	14.47 – 14.5
8.291 – 8.294	149.9 – 150.05	2310 – 2390	15.35 – 16.2
8.362 – 8.366	156.52475 – 156.52525	2483.5 – 2500	17.7 – 21.4
8.37625 – 8.38675	156.7 – 156.9	2690 – 2900	22.01 – 23.12
8.81425 – 8.81475	162.0125 – 167.17	3260 – 3267	23.6 – 24.0
12.29 – 12.293	167.72 – 173.2	3332 – 3339	31.2 – 31.8
12.51975 – 12.52025	240 – 285	3345.8 – 3358	36.43 – 36.5
12.57675 – 12.57725	322 – 335.4	3600 – 4400	
13.36 – 13.41			

For ISED:

Restricted Bands of operation			
Frequency (MHz)	Frequency (MHz)	Frequency (MHz)	Frequency (GHz)
0.090-0.110	13.36-13.41	1645.5-1646.5	9.0-9.2
2.1735-2.1905	16.42-16.423	1660-1710	9.3-9.5
3.020-3.026	16.69475-16.69525	1718.8-1722.2	10.6-12.7
4.125-4.128	16.80425-16.80475	2200-2300	13.25-13.4
4.17725-4.17775	25.5-25.67	2310-2390	14.47-14.5
4.20725-4.20775	37.5-38.25	2655-2900	15.35-16.2
5.677-5.683	73-74.6	3260-3267	17.7-21.4
6.215-6.218	74.8-75.2	3332-3339	22.01-23.12
6.26775-6.26825	108-138	3345.8-3358	23.6-24.0
6.31175-6.31225	156.52475-156.52525	3500-4400	31.2-31.8
8.291-8.294	156.7-156.9	4500-5150	36.43-36.5
8.362-8.366	240-285	5350-5460	Above 38.6
8.37625-8.38675	322-335.4	7250-7750	
8.41425-8.41475	399.9-410	8025-8500	
12.29-12.293	608-614		
12.51975-12.52025	960-1427		
12.57675-12.57725	1435-1626.5		

Restricted Band Emissions Limit			
Frequency (MHz)	Field strength (μ V/m)	Field strength (dB μ V/m)	Measurement distance (m)
0.009 - 0.49	2400/F(kHz)	48.5 – 13.8	300 _(Note 1)
0.49 - 1.705	24000/F(kHz)	33.8 - 23	30 _(Note 1)
1.705 - 30	30	29.5	30 _(Note 1)
30 - 88	100	40	3 _(Note 2)
88 - 216	150	43.5	3 _(Note 2)
216 - 960	200	46	3 _(Note 2)
Above 960	500	54	3 _(Note 2)


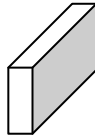
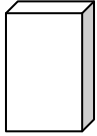
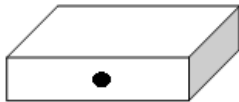
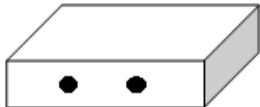
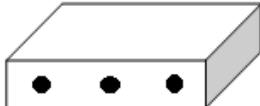
Note 1: At frequencies below 30 MHz, measurements may be performed at a distance closer than that specified in the regulations; however, an attempt should be made to avoid making measurements in the near field. Pending the development of an appropriate measurement procedure for measurements performed below 30 MHz, when performing measurements at a closer distance than specified, the results shall be extrapolated to the specified distance by either making measurements at a minimum of two distances on at least one radial to determine the proper extrapolation factor or by using the square of an inverse linear distance extrapolation factor (40 dB/decade).

Note 2: At frequencies at or above 30 MHz, measurements may be performed at a distance other than what is specified provided: measurements are not made in the near field except where it can be shown that near field measurements are appropriate due to the characteristics of the device; and it can be demonstrated that the signal levels needed to be measured at the distance employed can be detected by the measurement equipment. Measurements shall not be performed at a distance greater than 30 meters unless it can be further demonstrated that measurements at a distance of 30 meters or less are impractical. When performing measurements at a distance other than that specified, the results shall be extrapolated to the specified distance using an extrapolation factor of 20 dB/decade (inverse linear-distance for field strength measurements; inverse-linear-distance-squared for power density measurements).

4.4. Test Procedure

Test Method			
	References Rule	Chapter	Description
<input type="checkbox"/>	ANSI C63.10	11.11	Emissions in non-restricted frequency bands
	<input type="checkbox"/> ANSI C63.10	11.11.2	Reference level measurement
	<input type="checkbox"/> ANSI C63.10	11.11.3	Emission level measurement
<input checked="" type="checkbox"/>	ANSI C63.10	11.12	Emissions in restricted frequency bands
	<input checked="" type="checkbox"/> ANSI C63.10	11.12.1	Radiated emission measurements
	<input checked="" type="checkbox"/> ANSI C63.10	11.12.2.7	Radiated spurious emission test
	<input checked="" type="checkbox"/> ANSI C63.10	6.4	Radiated emissions from unlicensed wireless devices below 30 MHz
	<input checked="" type="checkbox"/> ANSI C63.10	6.5	Radiated emissions from unlicensed wireless devices in the frequency range of 30 MHz to 1000 MHz
	<input checked="" type="checkbox"/> ANSI C63.10	6.6	Radiated emissions from unlicensed wireless devices above 1 GHz
	<input type="checkbox"/> ANSI C63.10	11.12.2.3	Quasi-peak measurement procedure
	<input checked="" type="checkbox"/> ANSI C63.10	11.12.2.4	Peak power measurement procedure
	<input checked="" type="checkbox"/> ANSI C63.10	11.12.2.5	Average power measurement procedures
	<input type="checkbox"/> ANSI C63.10	11.12.2.5.1	Trace averaging with continuous EUT transmission at full power
	<input type="checkbox"/> ANSI C63.10	11.12.2.5.2	Trace averaging across ON and OFF times of the EUT transmissions followed by duty cycle correction
	<input checked="" type="checkbox"/> ANSI C63.10	11.12.2.5.3	Reduced VBW averaging across ON and OFF times of the EUT transmissions with max hold

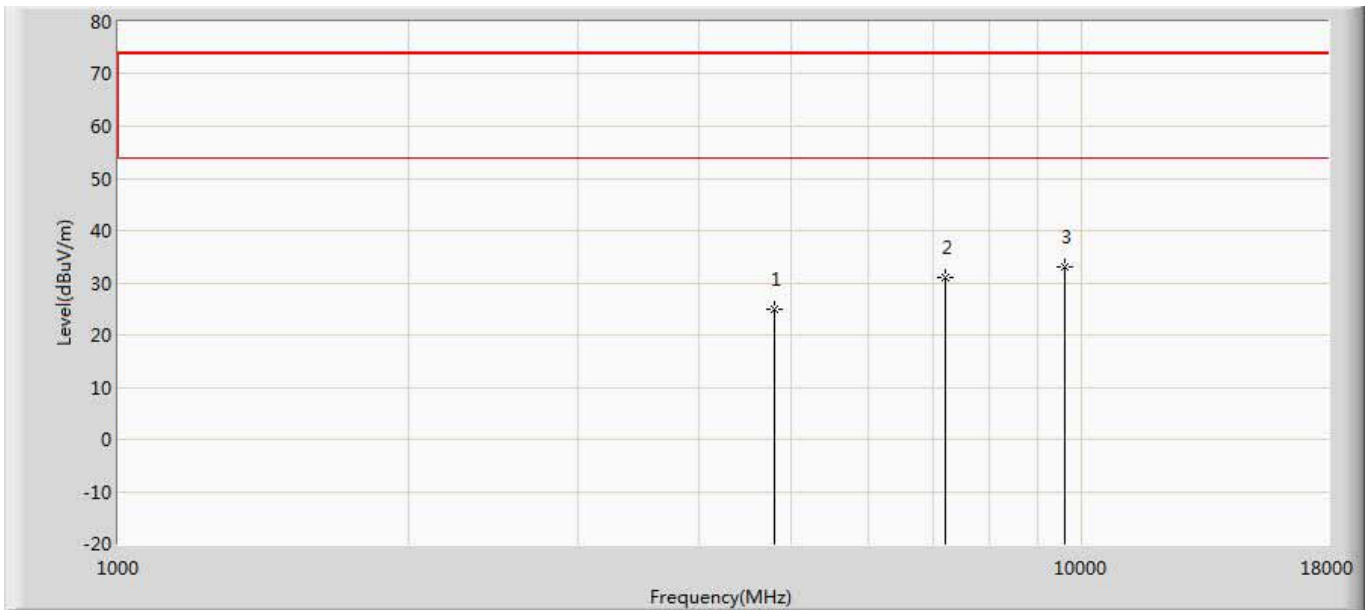
4.5. EUT test Axis definition

Item	Emissions in restricted frequency bands			
Device Category	<input type="checkbox"/>	Fixed point-to-point		
	<input type="checkbox"/>	Emit multiple directional beams, simultaneously or sequentially		
	<input checked="" type="checkbox"/>	Other cases		
Test mode	Mode 1~3			
Test method	<input checked="" type="checkbox"/>	Radiated		
		X Axis	Y Axis	Z Axis
				
		Worst Axis <input checked="" type="checkbox"/>	Worst Axis <input type="checkbox"/>	Worst Axis <input type="checkbox"/>
	<input type="checkbox"/>	Conducted		
	<input type="checkbox"/>	Chain 1		
				
	<input type="checkbox"/>	Chain 1	Chain 2	
				
	<input type="checkbox"/>	Chain 1	Chain 2	Chain 3
				

4.6. Test Result

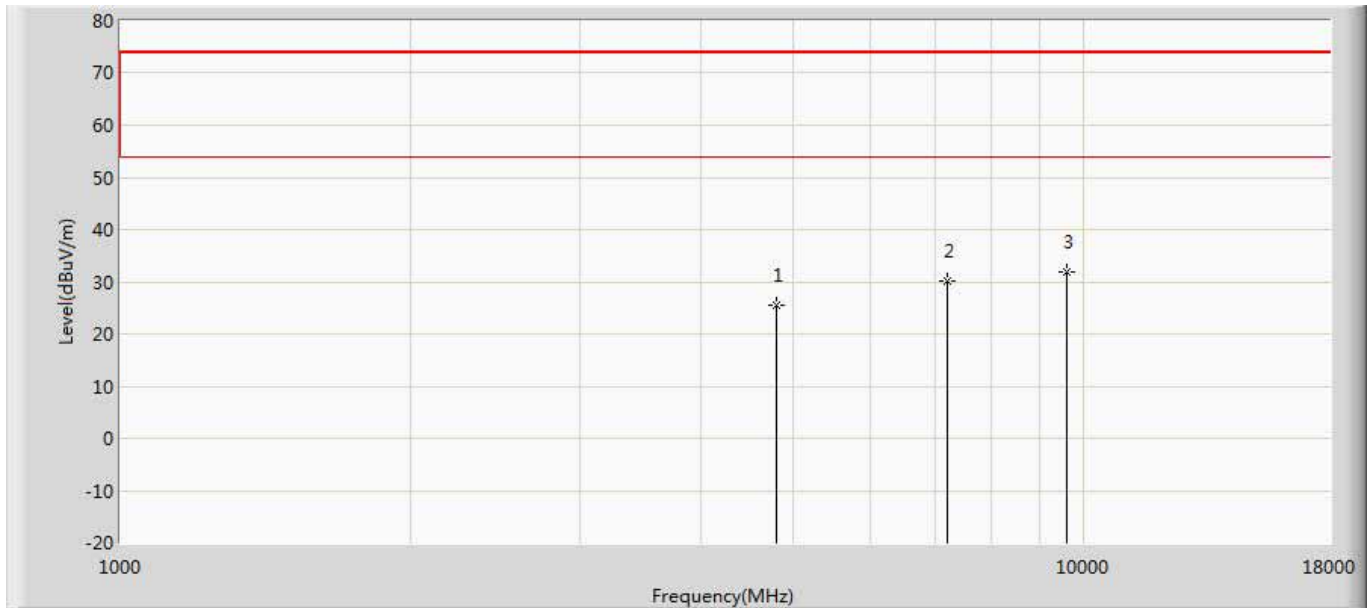
Muruta:

Engineer: YULIU	
Site: AC5	Time: 2019/04/10 - 20:55
Limit: FCC_Part15.209_RE(3m)	Margin: 0
Probe: Horn_3117_00167055(1-18GHz)	Polarity: Vertical
EUT: LED LAMP	Power: AC 120V/60Hz
Note: Mode 1:Transmit at 2402Mhz by BLE	



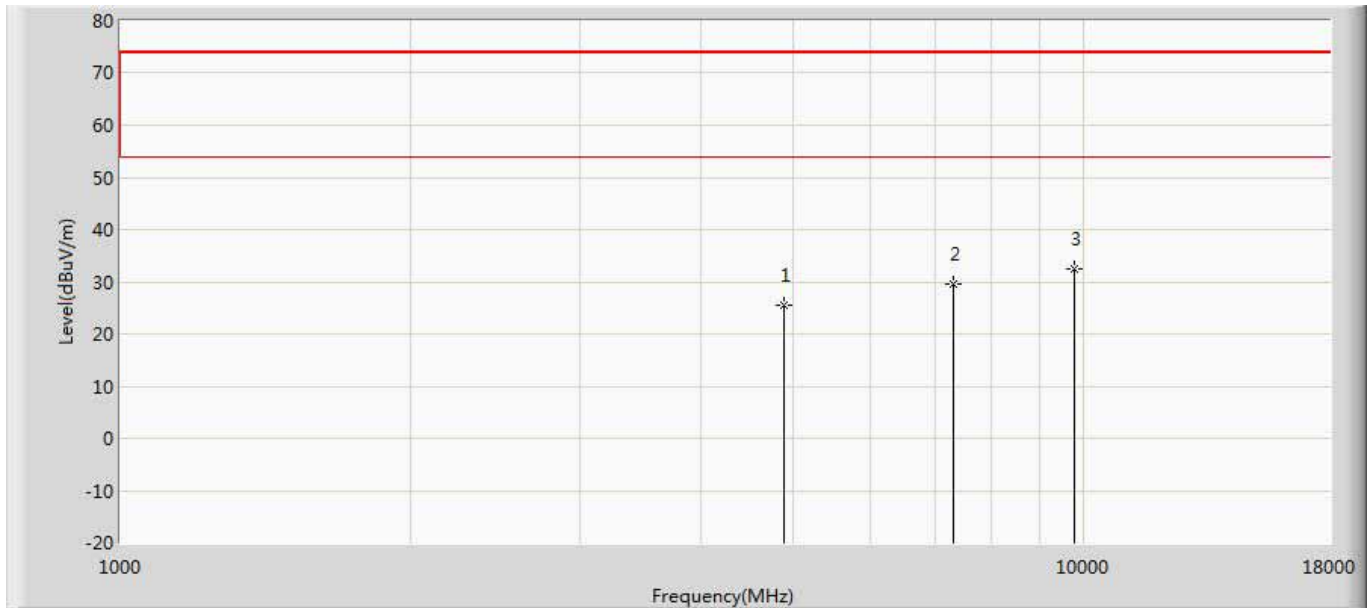
No	Mark	Frequency (MHz)	Measure Level (dBuV/m)	Reading Level (dBuV)	Over Limit (dB)	Limit (dBuV/m)	Factor (dB)	Type
1		4804.000	24.980	26.703	-49.020	74.000	-1.723	PK
2		7206.000	31.012	29.093	-42.988	74.000	1.919	PK
3	*	9608.000	33.078	28.179	-40.922	74.000	4.899	PK

Engineer: YULIU	
Site: AC5	Time: 2019/04/10 - 20:55
Limit: FCC_Part15.209_RE(3m)	Margin: 0
Probe: Horn_3117_00167055(1-18GHz)	Polarity: Horizontal
EUT: LED LAMP	Power: AC 120V/60Hz
Note: Mode 1:Transmit at 2402Mhz by BLE	



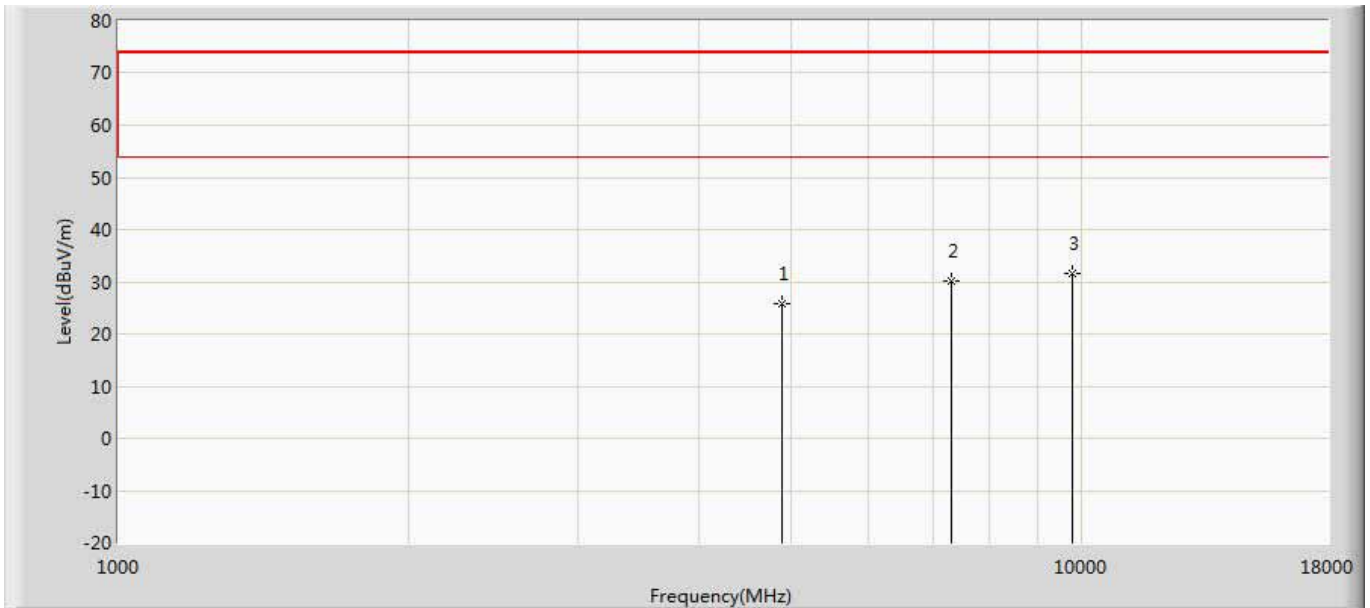
No	Mark	Frequency (MHz)	Measure Level (dBuV/m)	Reading Level (dBuV)	Over Limit (dB)	Limit (dBuV/m)	Factor (dB)	Type
1		4804.000	25.581	27.304	-48.419	74.000	-1.723	PK
2		7206.000	30.012	28.093	-43.988	74.000	1.919	PK
3	*	9608.000	31.888	26.989	-42.112	74.000	4.899	PK

Engineer: YULIU	
Site: AC5	Time: 2019/04/10 - 20:55
Limit: FCC_Part15.209_RE(3m)	Margin: 0
Probe: Horn_3117_00167055(1-18GHz)	Polarity: Vertical
EUT: LED LAMP	Power: AC 120V/60Hz
Note: Mode 1:Transmit at 2440Mhz by BLE	



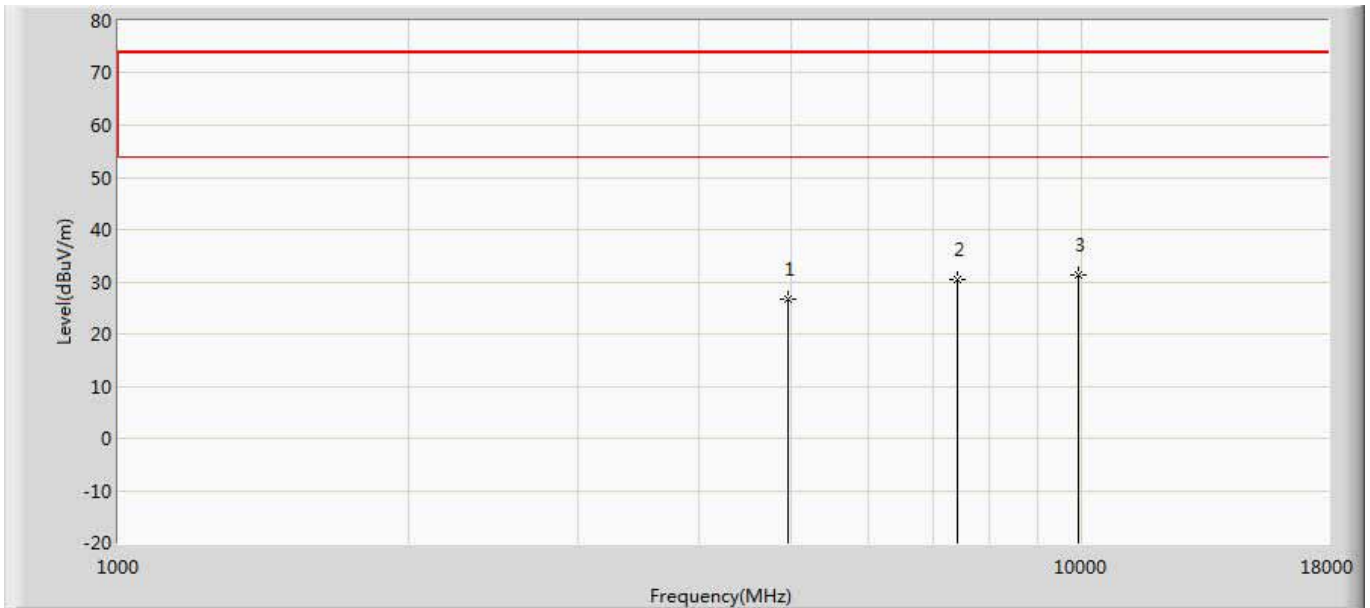
No	Mark	Frequency (MHz)	Measure Level (dBuV/m)	Reading Level (dBuV)	Over Limit (dB)	Limit (dBuV/m)	Factor (dB)	Type
1		4880.000	25.537	26.821	-48.463	74.000	-1.284	PK
2		7320.000	29.483	27.600	-44.517	74.000	1.884	PK
3	*	9760.000	32.389	26.577	-41.611	74.000	5.812	PK

Engineer: YULIU	
Site: AC5	Time: 2019/04/10 - 20:55
Limit: FCC_Part15.209_RE(3m)	Margin: 0
Probe: Horn_3117_00167055(1-18GHz)	Polarity: Horizontal
EUT: LED LAMP	Power: AC 120V/60Hz
Note: Mode 1:Transmit at 2440Mhz by BLE	



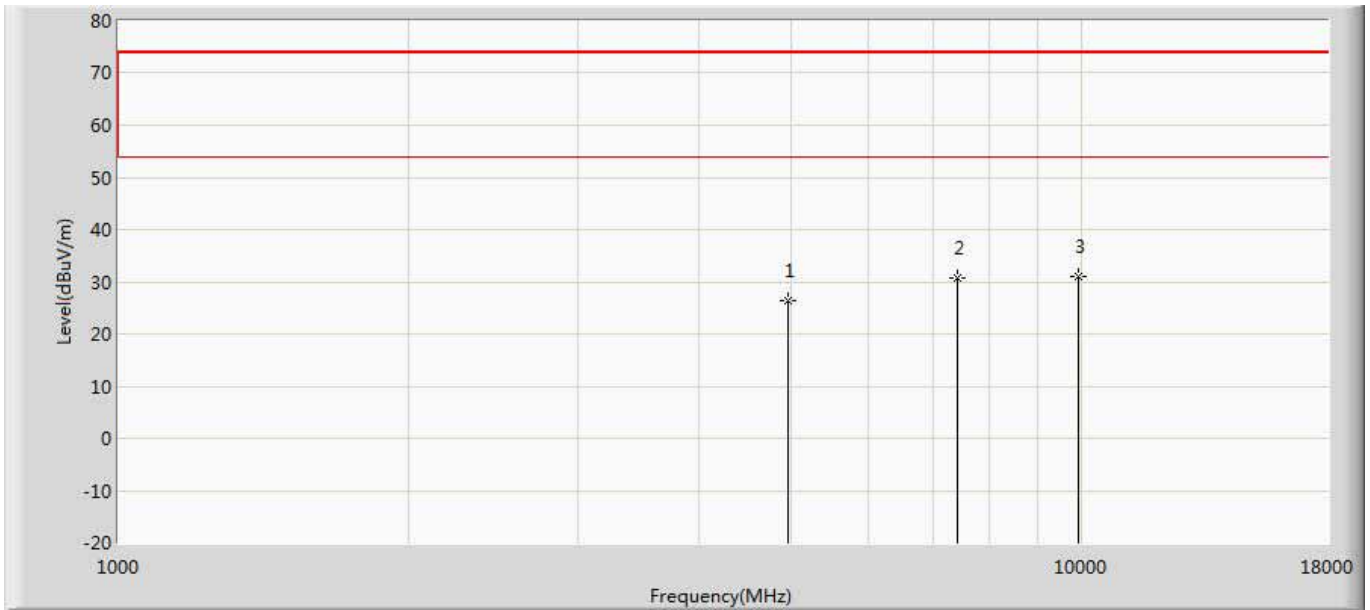
No	Mark	Frequency (MHz)	Measure Level (dBuV/m)	Reading Level (dBuV)	Over Limit (dB)	Limit (dBuV/m)	Factor (dB)	Type
1		4880.000	25.720	27.004	-48.280	74.000	-1.284	PK
2		7320.000	30.151	28.268	-43.849	74.000	1.884	PK
3	*	9760.000	31.495	25.683	-42.505	74.000	5.812	PK

Engineer: YULIU	
Site: AC5	Time: 2019/04/10 - 20:55
Limit: FCC_Part15.209_RE(3m)	Margin: 0
Probe: Horn_3117_00167055(1-18GHz)	Polarity: Vertical
EUT: LED LAMP	Power: AC 120V/60Hz
Note: Mode 1:Transmit at 2480Mhz by BLE	



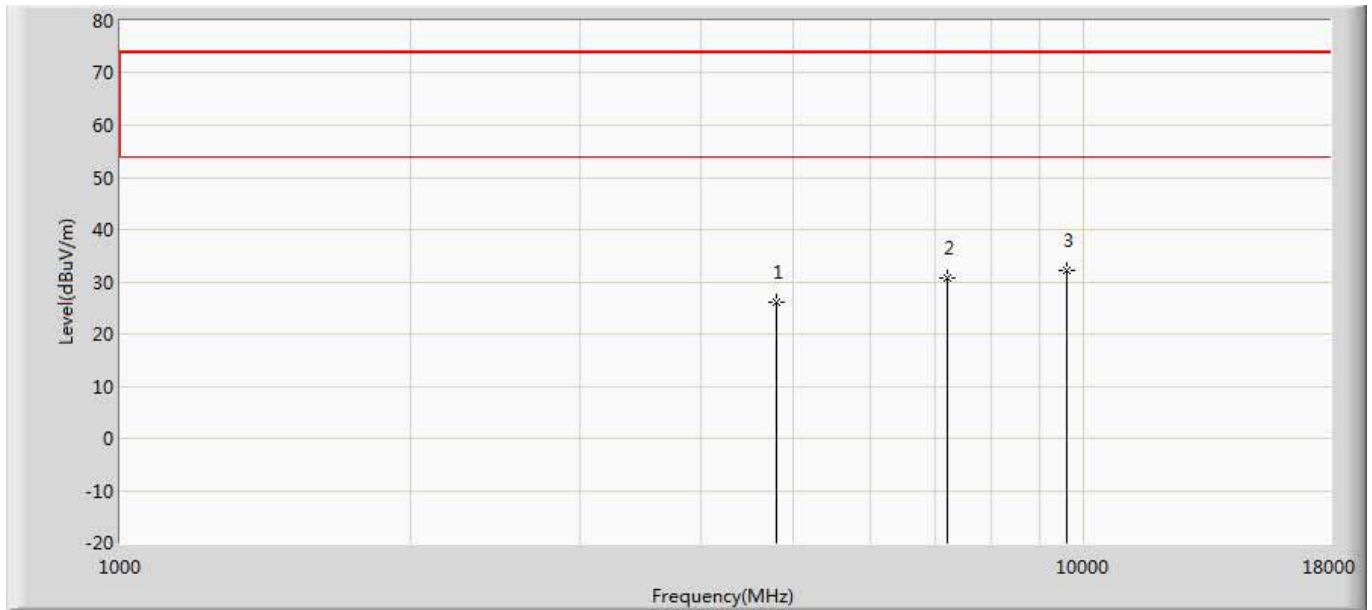
No	Mark	Frequency (MHz)	Measure Level (dBuV/m)	Reading Level (dBuV)	Over Limit (dB)	Limit (dBuV/m)	Factor (dB)	Type
1		4960.000	26.782	27.930	-47.218	74.000	-1.148	PK
2		7440.000	30.372	27.946	-43.628	74.000	2.426	PK
3	*	9920.000	31.440	26.186	-42.560	74.000	5.253	PK

Engineer: YULIU	
Site: AC5	Time: 2019/04/10 - 20:55
Limit: FCC_Part15.209_RE(3m)	Margin: 0
Probe: Horn_3117_00167055(1-18GHz)	Polarity: Horizontal
EUT: LED LAMP	Power: AC 120V/60Hz
Note: Mode 1:Transmit at 2480Mhz by BLE	



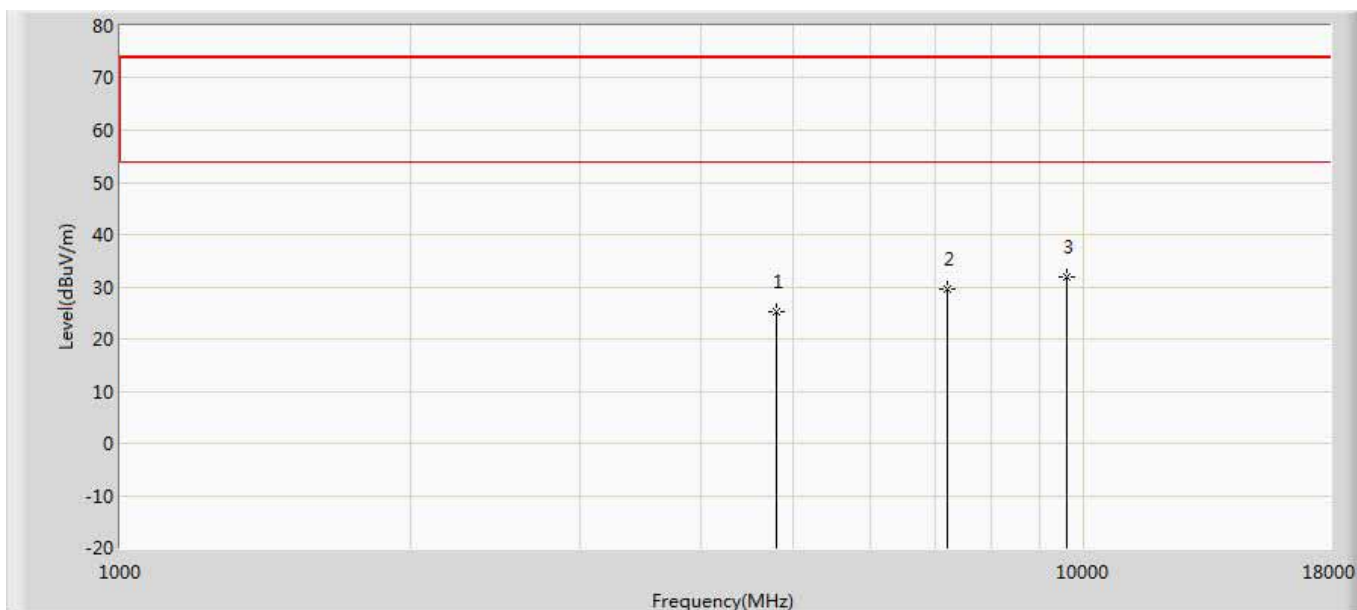
No	Mark	Frequency (MHz)	Measure Level (dBuV/m)	Reading Level (dBuV)	Over Limit (dB)	Limit (dBuV/m)	Factor (dB)	Type
1		4960.000	26.514	27.662	-47.486	74.000	-1.148	PK
2		7440.000	30.640	28.214	-43.360	74.000	2.426	PK
3	*	9920.000	31.134	25.880	-42.866	74.000	5.253	PK

Engineer: YULIU	
Site: AC5	Time: 2019/04/10 - 20:56
Limit: FCC_Part15.209_RE(3m)	Margin: 0
Probe: Horn_3117_00167055(1-18GHz)	Polarity: Vertical
EUT: LED LAMP	Power: AC 120V/60Hz
Note: Mode 2:Transmit at 2402Mhz by 2LE	



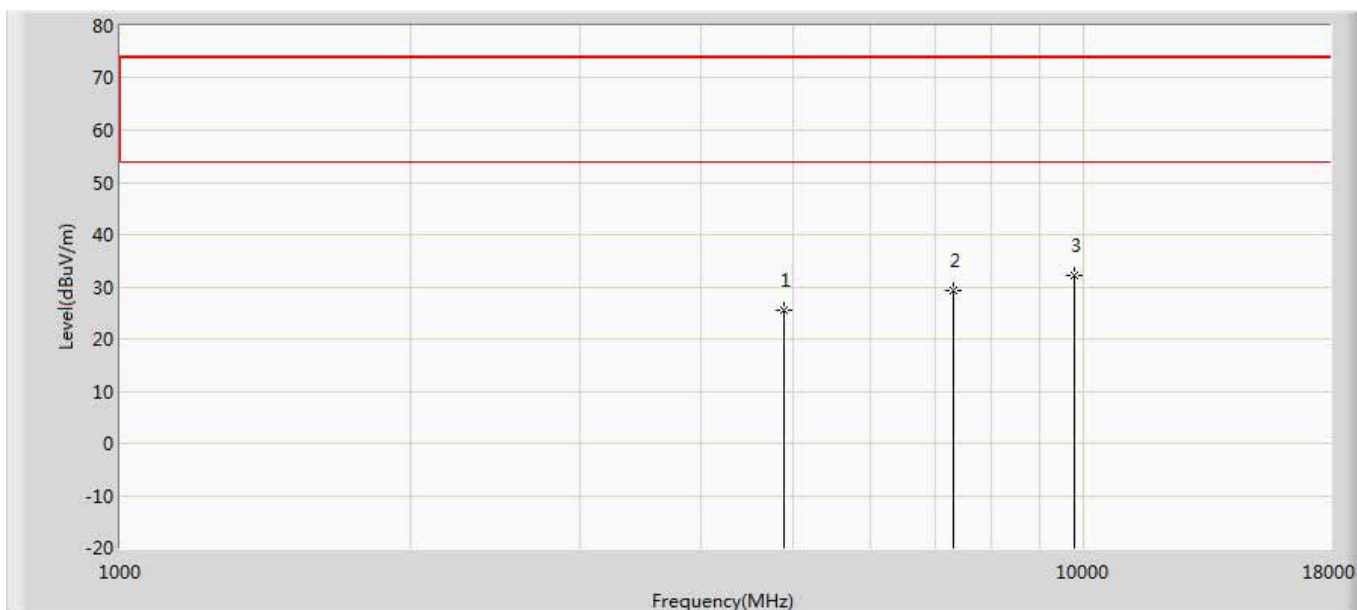
No	Mark	Frequency (MHz)	Measure Level (dBuV/m)	Reading Level (dBuV)	Over Limit (dB)	Limit (dBuV/m)	Factor (dB)	Type
1		4804.000	26.083	27.806	-47.917	74.000	-1.723	PK
2		7206.000	30.582	28.663	-43.418	74.000	1.919	PK
3	*	9608.000	32.243	27.344	-41.757	74.000	4.899	PK

Engineer: YULIU	
Site: AC5	Time: 2019/04/10 - 20:56
Limit: FCC_Part15.209_RE(3m)	Margin: 0
Probe: Horn_3117_00167055(1-18GHz)	Polarity: Horizontal
EUT: LED LAMP	Power: AC 120V/60Hz
Note: Mode 2:Transmit at 2402Mhz by 2LE	



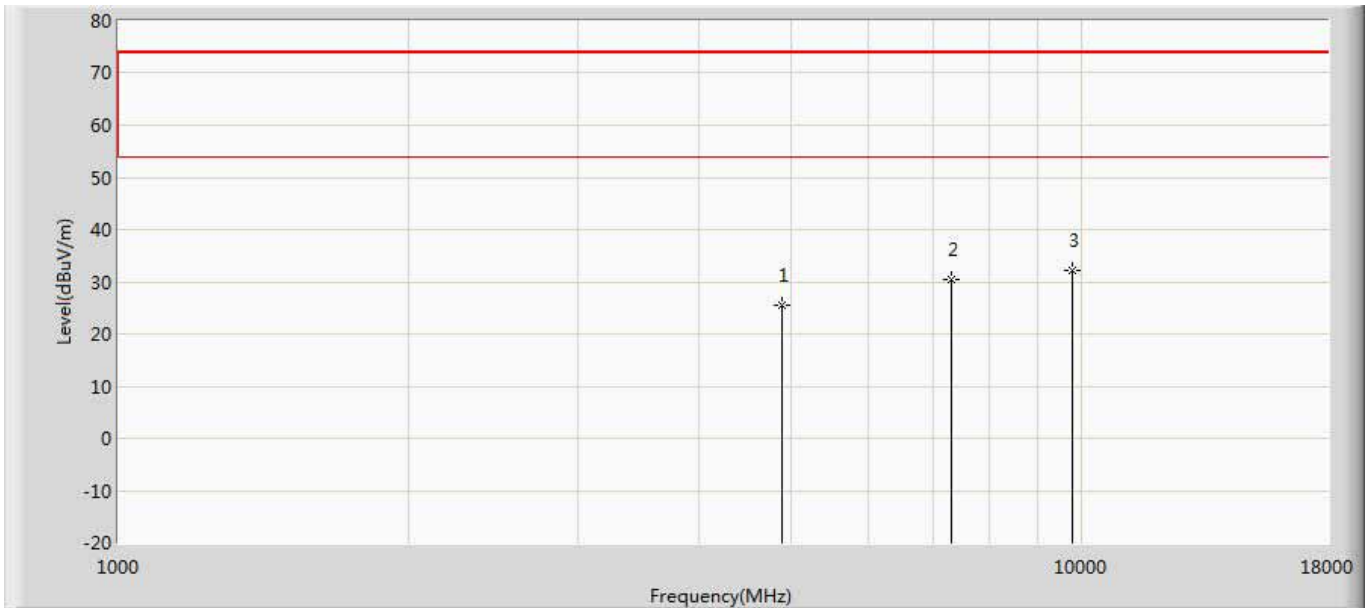
No	Mark	Frequency (MHz)	Measure Level (dBuV/m)	Reading Level (dBuV)	Over Limit (dB)	Limit (dBuV/m)	Factor (dB)	Type
1		4804.000	25.208	26.931	-48.792	74.000	-1.723	PK
2		7206.000	29.656	27.737	-44.344	74.000	1.919	PK
3	*	9608.000	31.875	26.976	-42.125	74.000	4.899	PK

Engineer: YULIU	
Site: AC5	Time: 2019/04/10 - 20:56
Limit: FCC_Part15.209_RE(3m)	Margin: 0
Probe: Horn_3117_00167055(1-18GHz)	Polarity: Vertical
EUT: LED LAMP	Power: AC 120V/60Hz
Note: Mode 2:Transmit at 2440Mhz by 2LE	



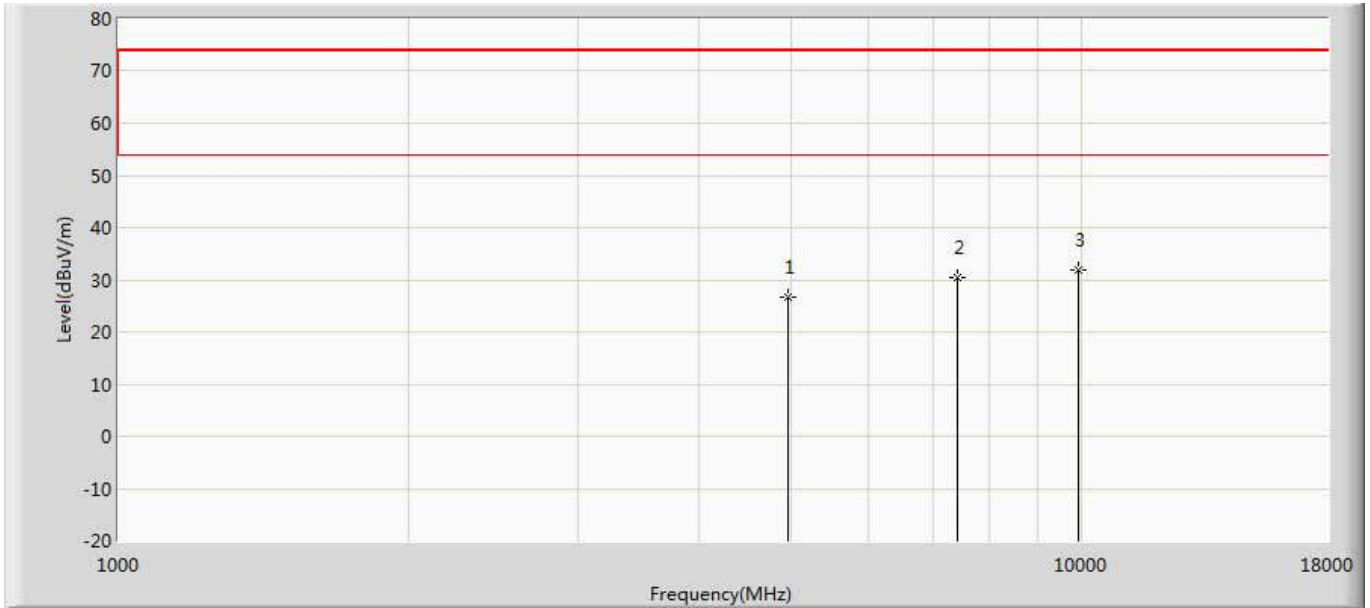
No	Mark	Frequency (MHz)	Measure Level (dBuV/m)	Reading Level (dBuV)	Over Limit (dB)	Limit (dBuV/m)	Factor (dB)	Type
1		4880.000	25.493	26.777	-48.507	74.000	-1.284	PK
2		7320.000	29.401	27.518	-44.599	74.000	1.884	PK
3	*	9760.000	32.189	26.377	-41.811	74.000	5.812	PK

Engineer: YULIU	
Site: AC5	Time: 2019/04/10 - 20:56
Limit: FCC_Part15.209_RE(3m)	Margin: 0
Probe: Horn_3117_00167055(1-18GHz)	Polarity: Horizontal
EUT: LED LAMP	Power: AC 120V/60Hz
Note: Mode 2:Transmit at 2440Mhz by 2LE	



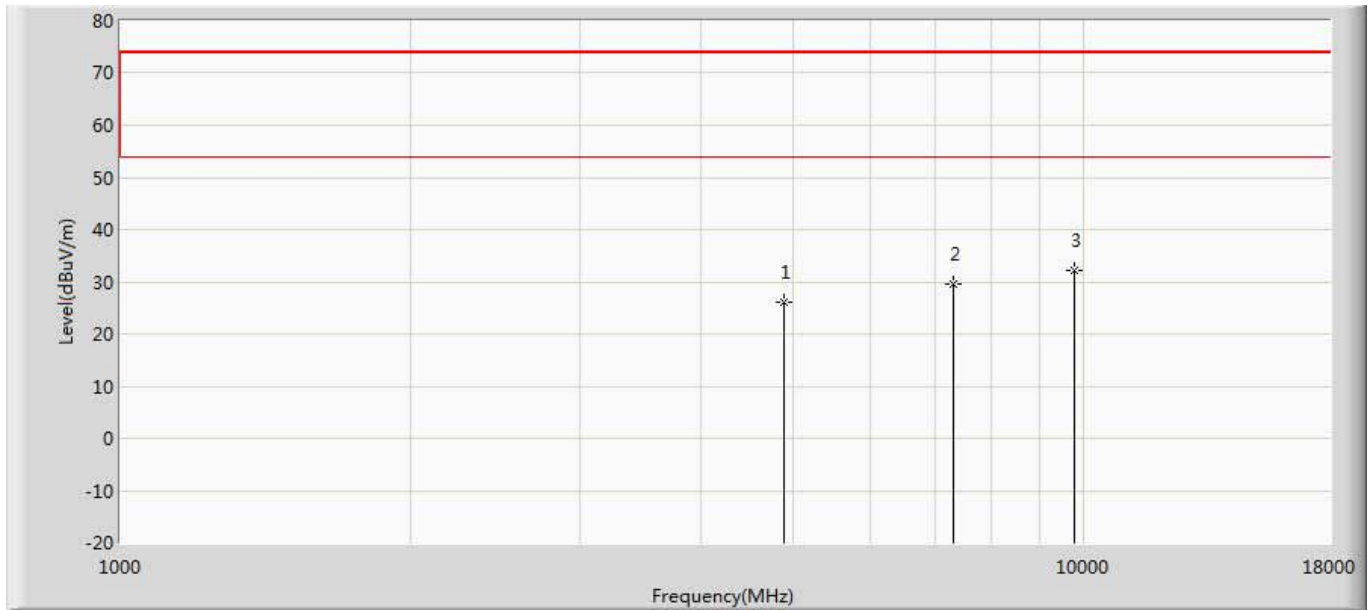
No	Mark	Frequency (MHz)	Measure Level (dBuV/m)	Reading Level (dBuV)	Over Limit (dB)	Limit (dBuV/m)	Factor (dB)	Type
1		4880.000	25.503	26.787	-48.497	74.000	-1.284	PK
2		7320.000	30.358	28.475	-43.642	74.000	1.884	PK
3	*	9760.000	32.058	26.246	-41.942	74.000	5.812	PK

Engineer: YULIU	
Site: AC5	Time: 2019/04/10 - 20:56
Limit: FCC_Part15.209_RE(3m)	Margin: 0
Probe: Horn_3117_00167055(1-18GHz)	Polarity: Vertical
EUT: LED LAMP	Power: AC 120V/60Hz
Note: Mode 2:Transmit at 2480Mhz by 2LE	



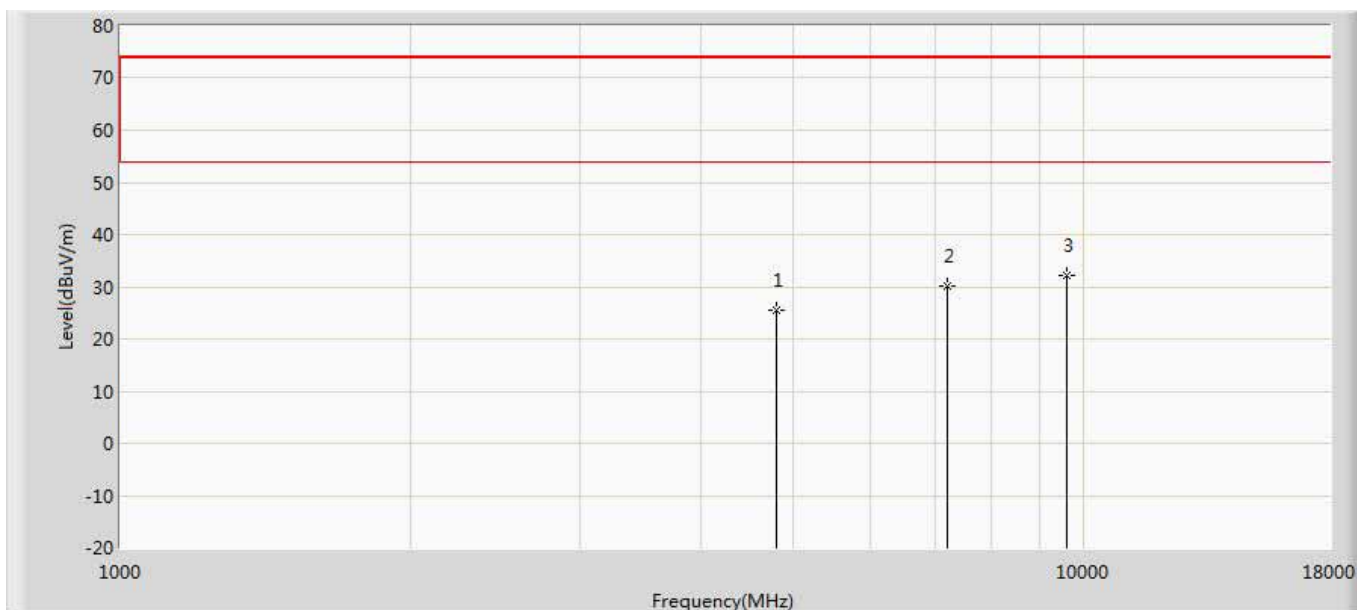
No	Mark	Frequency (MHz)	Measure Level (dBuV/m)	Reading Level (dBuV)	Over Limit (dB)	Limit (dBuV/m)	Factor (dB)	Type
1		4960.000	26.538	27.686	-47.462	74.000	-1.148	PK
2		7440.000	30.304	27.878	-43.696	74.000	2.426	PK
3	*	9920.000	31.769	26.515	-42.231	74.000	5.253	PK

Engineer: YULIU	
Site: AC5	Time: 2019/04/10 - 20:56
Limit: FCC_Part15.209_RE(3m)	Margin: 0
Probe: Horn_3117_00167055(1-18GHz)	Polarity: Horizontal
EUT: LED LAMP	Power: AC 120V/60Hz
Note: Mode 2:Transmit at 2480Mhz by 2LE	



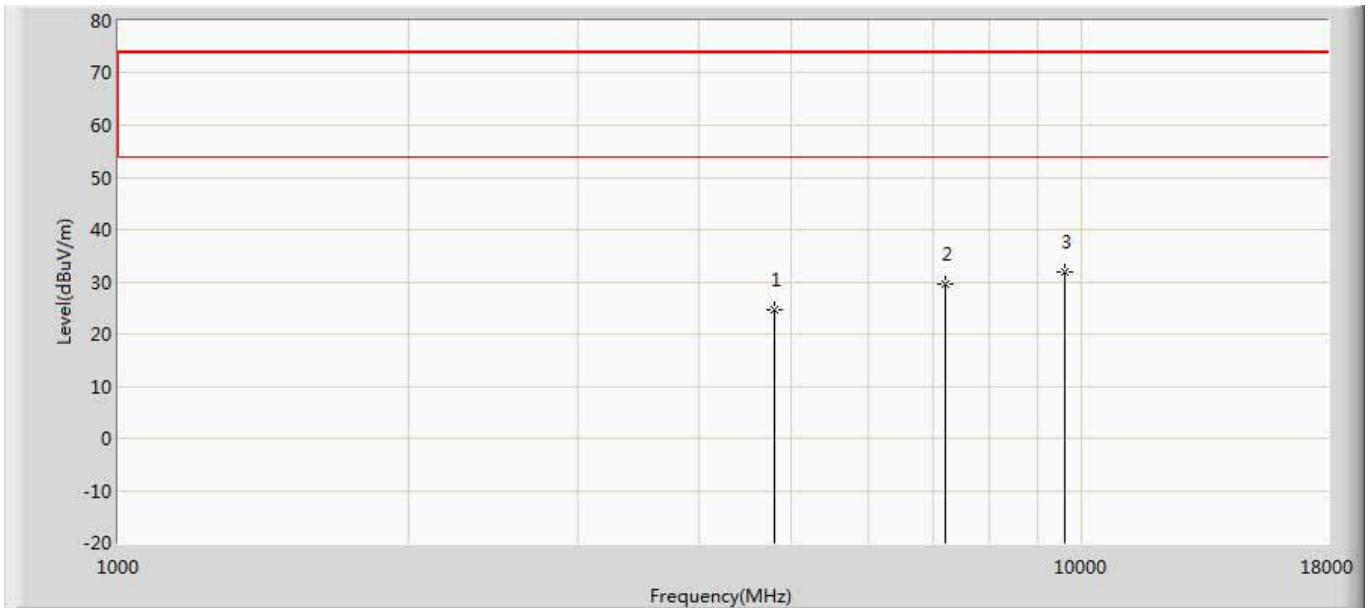
No	Mark	Frequency (MHz)	Measure Level (dBuV/m)	Reading Level (dBuV)	Over Limit (dB)	Limit (dBuV/m)	Factor (dB)	Type
1		4880.000	26.119	27.403	-47.881	74.000	-1.284	PK
2		7320.000	29.427	27.544	-44.573	74.000	1.884	PK
3	*	9760.000	32.277	26.465	-41.723	74.000	5.812	PK

Engineer: YULIU	
Site: AC5	Time: 2019/04/10 - 20:56
Limit: FCC_Part15.209_RE(3m)	Margin: 0
Probe: Horn_3117_00167055(1-18GHz)	Polarity: Vertical
EUT: LED LAMP	Power: AC 120V/60Hz
Note: Mode 3:Transmit at 2402Mhz by Coding125	



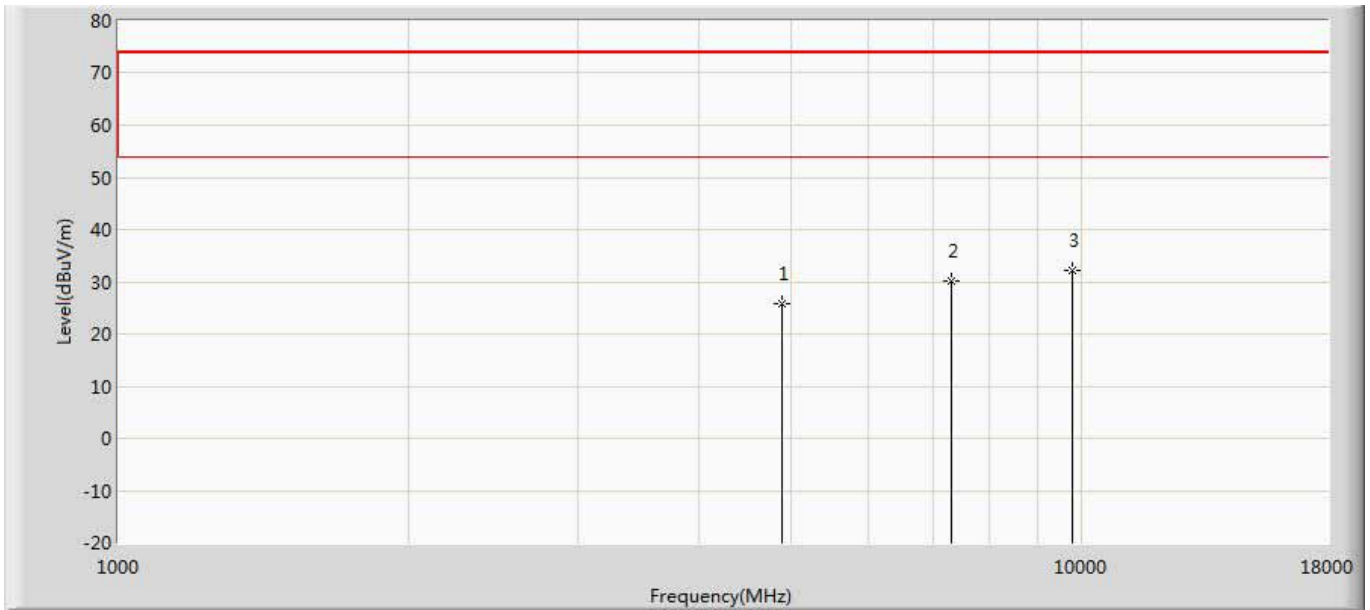
No	Mark	Frequency (MHz)	Measure Level (dBuV/m)	Reading Level (dBuV)	Over Limit (dB)	Limit (dBuV/m)	Factor (dB)	Type
1		4804.000	25.538	27.261	-48.462	74.000	-1.723	PK
2		7206.000	30.139	28.220	-43.861	74.000	1.919	PK
3	*	9608.000	32.287	27.388	-41.713	74.000	4.899	PK

Engineer: YULIU	
Site: AC5	Time: 2019/04/10 - 20:56
Limit: FCC_Part15.209_RE(3m)	Margin: 0
Probe: Horn_3117_00167055(1-18GHz)	Polarity: Horizontal
EUT: LED LAMP	Power: AC 120V/60Hz
Note: Mode 3:Transmit at 2402Mhz by Coding125	



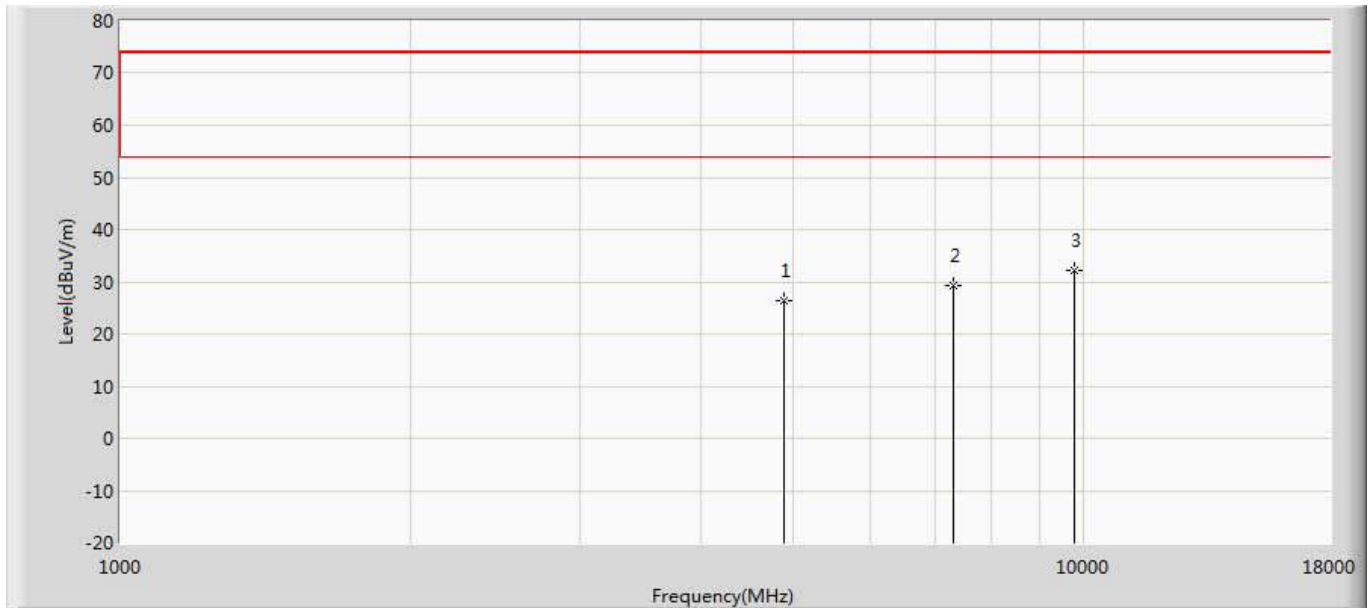
No	Mark	Frequency (MHz)	Measure Level (dBuV/m)	Reading Level (dBuV)	Over Limit (dB)	Limit (dBuV/m)	Factor (dB)	Type
1		4804.000	24.609	26.332	-49.391	74.000	-1.723	PK
2		7206.000	29.676	27.757	-44.324	74.000	1.919	PK
3	*	9608.000	31.961	27.062	-42.039	74.000	4.899	PK

Engineer: YULIU	
Site: AC5	Time: 2019/04/10 - 20:56
Limit: FCC_Part15.209_RE(3m)	Margin: 0
Probe: Horn_3117_00167055(1-18GHz)	Polarity: Vertical
EUT: LED LAMP	Power: AC 120V/60Hz
Note: Mode 3:Transmit at 2440Mhz by Coding125	



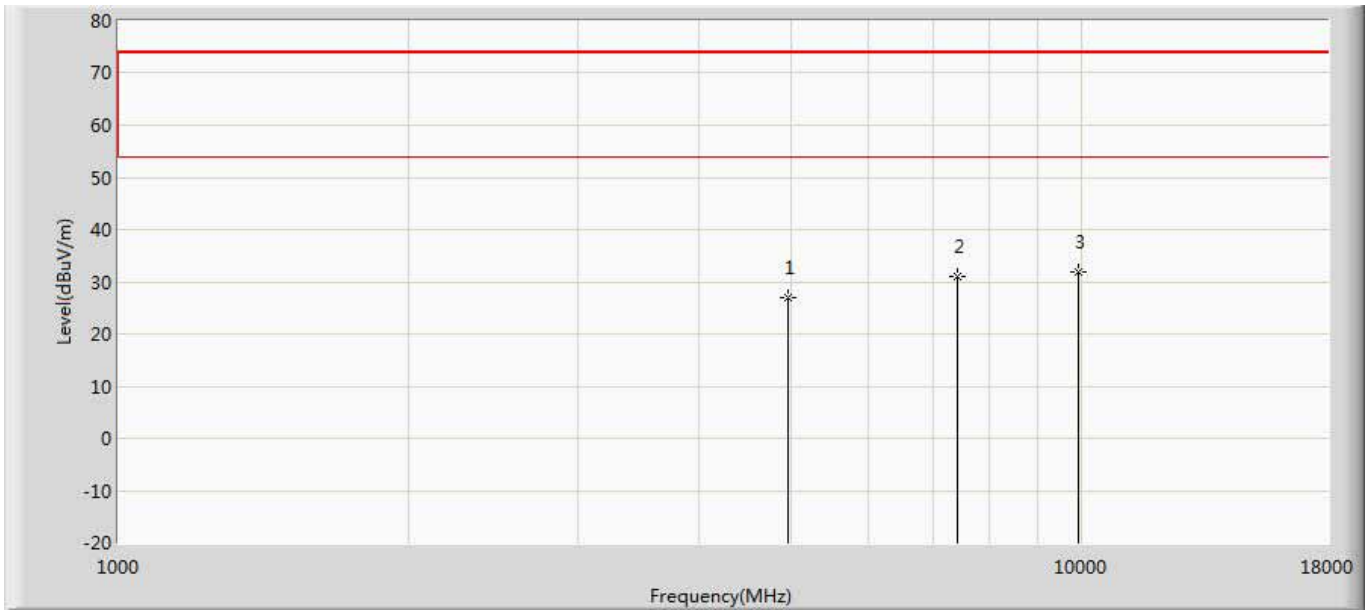
No	Mark	Frequency (MHz)	Measure Level (dBuV/m)	Reading Level (dBuV)	Over Limit (dB)	Limit (dBuV/m)	Factor (dB)	Type
1		4880.000	25.848	27.132	-48.152	74.000	-1.284	PK
2		7320.000	30.032	28.149	-43.968	74.000	1.884	PK
3	*	9760.000	32.142	26.330	-41.858	74.000	5.812	PK

Engineer: YULIU	
Site: AC5	Time: 2019/04/10 - 20:57
Limit: FCC_Part15.209_RE(3m)	Margin: 0
Probe: Horn_3117_00167055(1-18GHz)	Polarity: Horizontal
EUT: LED LAMP	Power: AC 120V/60Hz
Note: Mode 3:Transmit at 2440Mhz by Coding125	



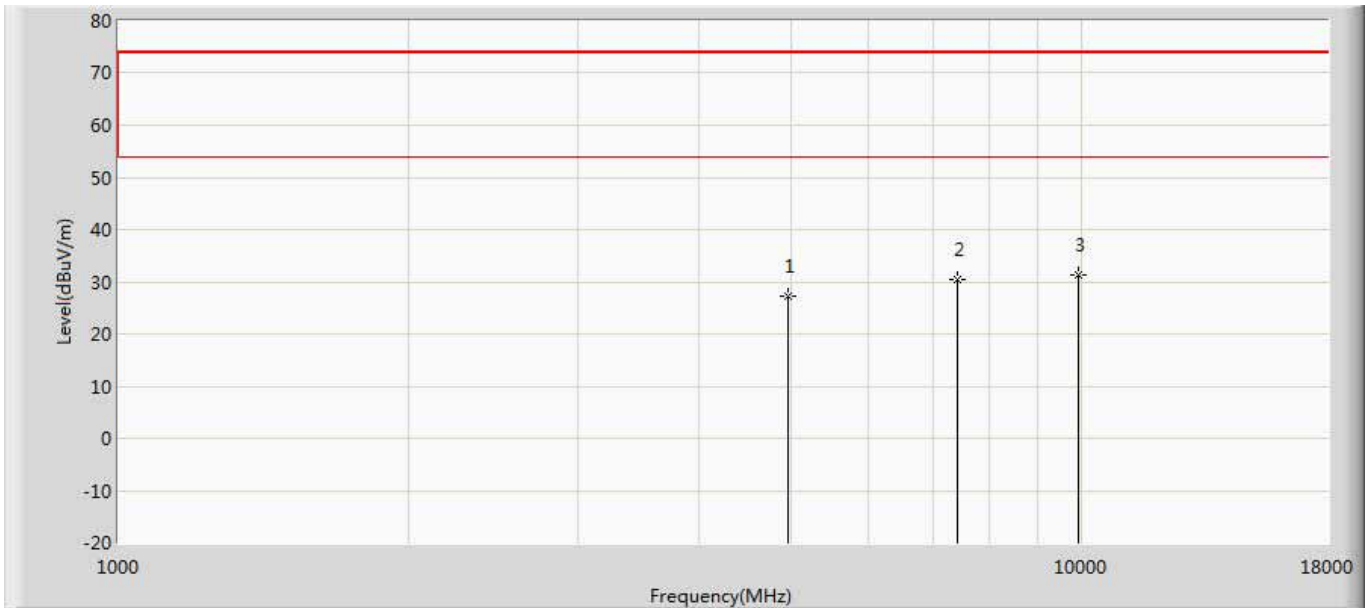
No	Mark	Frequency (MHz)	Measure Level (dBuV/m)	Reading Level (dBuV)	Over Limit (dB)	Limit (dBuV/m)	Factor (dB)	Type
1		4880.000	26.350	27.634	-47.650	74.000	-1.284	PK
2		7320.000	29.342	27.459	-44.658	74.000	1.884	PK
3	*	9760.000	32.103	26.291	-41.897	74.000	5.812	PK

Engineer: YULIU	
Site: AC5	Time: 2019/04/10 - 20:57
Limit: FCC_Part15.209_RE(3m)	Margin: 0
Probe: Horn_3117_00167055(1-18GHz)	Polarity: Vertical
EUT: LED LAMP	Power: AC 120V/60Hz
Note: Mode 3:Transmit at 2480Mhz by Coding125	



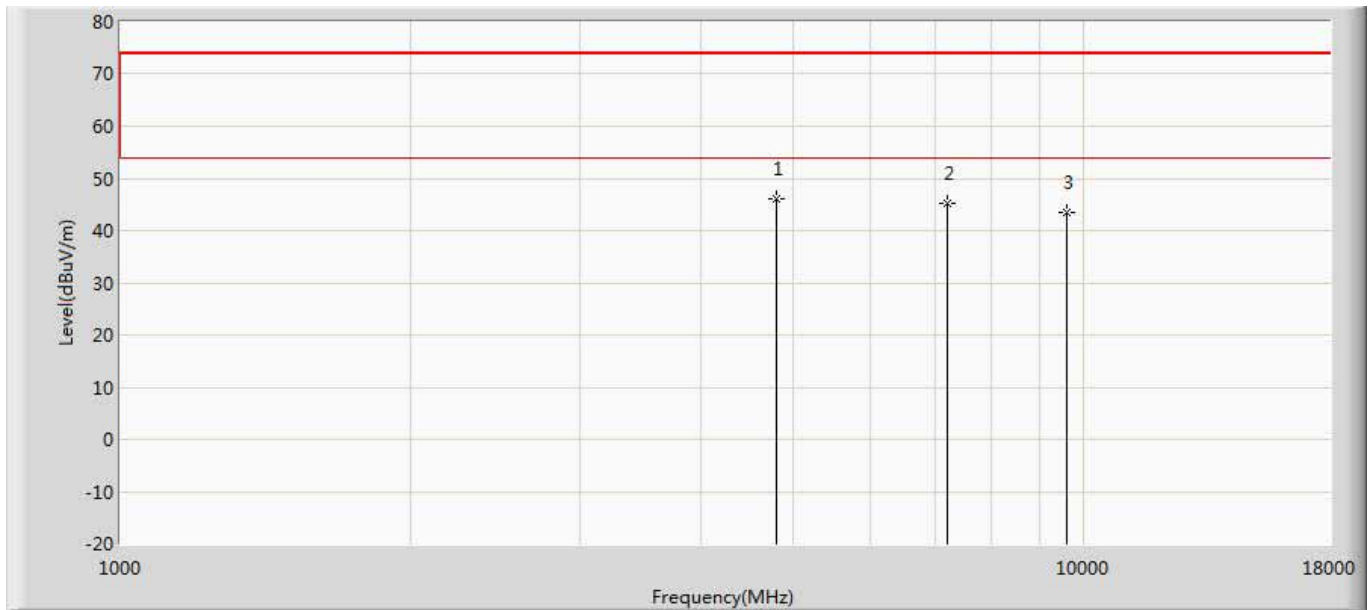
No	Mark	Frequency (MHz)	Measure Level (dBuV/m)	Reading Level (dBuV)	Over Limit (dB)	Limit (dBuV/m)	Factor (dB)	Type
1		4960.000	26.846	27.994	-47.154	74.000	-1.148	PK
2		7440.000	30.944	28.518	-43.056	74.000	2.426	PK
3	*	9920.000	31.767	26.513	-42.233	74.000	5.253	PK

Engineer: YULIU	
Site: AC5	Time: 2019/04/10 - 20:57
Limit: FCC_Part15.209_RE(3m)	Margin: 0
Probe: Horn_3117_00167055(1-18GHz)	Polarity: Horizontal
EUT: LED LAMP	Power: AC 120V/60Hz
Note: Mode 3:Transmit at 2480Mhz by Coding125	



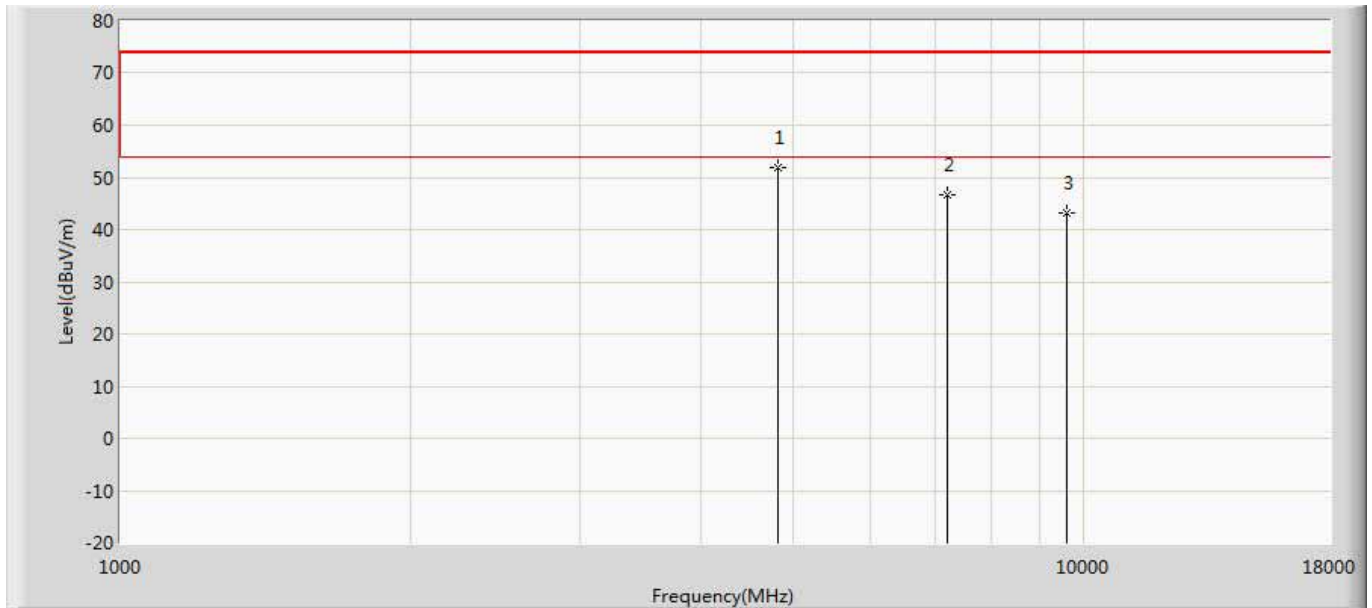
No	Mark	Frequency (MHz)	Measure Level (dBuV/m)	Reading Level (dBuV)	Over Limit (dB)	Limit (dBuV/m)	Factor (dB)	Type
1		4960.000	27.387	28.535	-46.613	74.000	-1.148	PK
2		7440.000	30.506	28.080	-43.494	74.000	2.426	PK
3	*	9920.000	31.378	26.124	-42.622	74.000	5.253	PK

Engineer: YULIU	
Site: AC5	Time: 2019/04/10 - 21:06
Limit: FCC_Part15.209_RE(3m)	Margin: 0
Probe: Horn_3117_00167055(1-18GHz)	Polarity: Vertical
EUT: LED LAMP	Power: AC 120V/60Hz
Note: Mode 4:Transmit at 2402Mhz by Coding500	



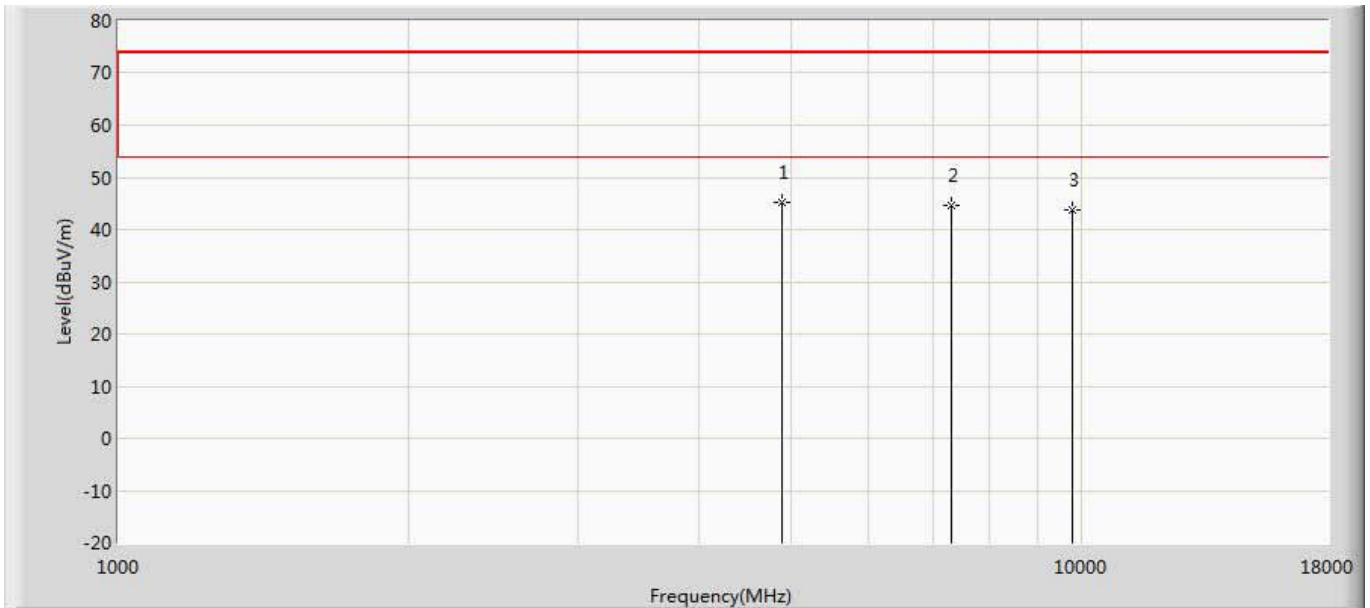
No	Mark	Frequency (MHz)	Measure Level (dBuV/m)	Reading Level (dBuV)	Over Limit (dB)	Limit (dBuV/m)	Factor (dB)	Type
1	*	4799.500	46.146	47.782	-27.854	74.000	-1.636	PK
2		7205.000	45.104	43.168	-28.896	74.000	1.936	PK
3		9608.000	43.360	38.461	-30.640	74.000	4.899	PK

Engineer: YULIU	
Site: AC5	Time: 2019/04/10 - 21:06
Limit: FCC_Part15.209_RE(3m)	Margin: 0
Probe: Horn_3117_00167055(1-18GHz)	Polarity: Horizontal
EUT: LED LAMP	Power: AC 120V/60Hz
Note: Mode 4:Transmit at 2402Mhz by Coding500	



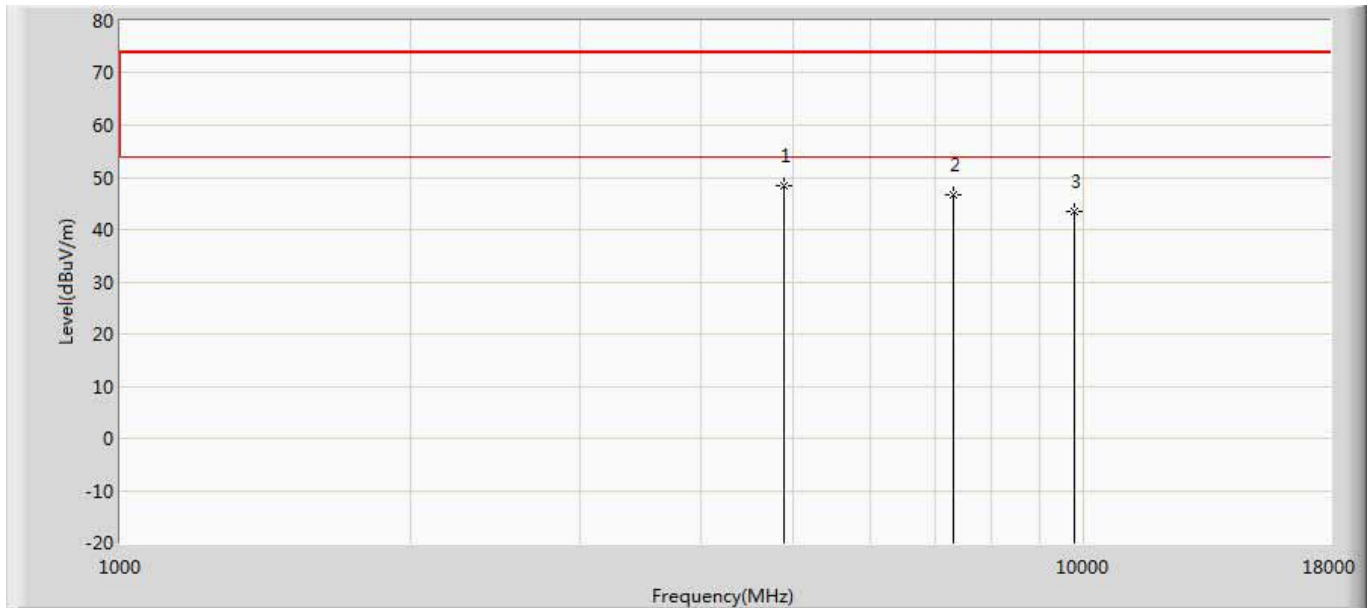
No	Mark	Frequency (MHz)	Measure Level (dBuV/m)	Reading Level (dBuV)	Over Limit (dB)	Limit (dBuV/m)	Factor (dB)	Type
1	*	4808.000	51.961	53.762	-22.039	74.000	-1.801	PK
2		7205.000	46.548	44.612	-27.452	74.000	1.936	PK
3		9608.000	43.313	38.414	-30.687	74.000	4.899	PK

Engineer: YULIU	
Site: AC5	Time: 2019/04/10 - 21:06
Limit: FCC_Part15.209_RE(3m)	Margin: 0
Probe: Horn_3117_00167055(1-18GHz)	Polarity: Vertical
EUT: LED LAMP	Power: AC 120V/60Hz
Note: Mode 4:Transmit at 2440Mhz by Coding500	



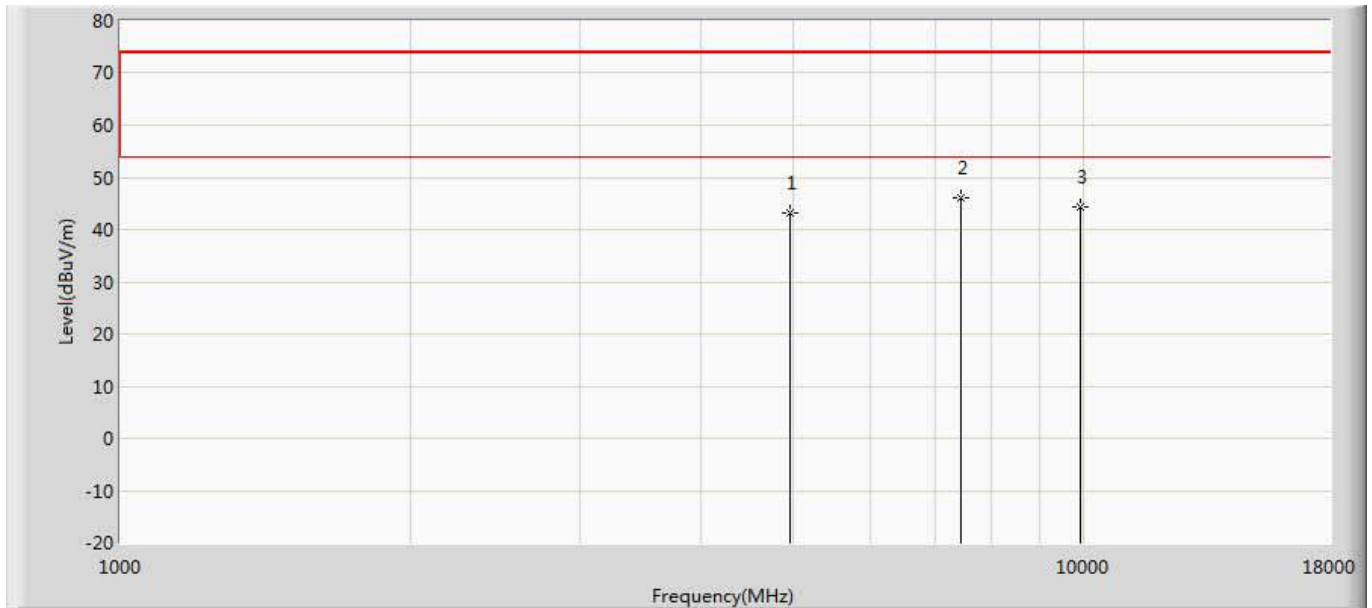
No	Mark	Frequency (MHz)	Measure Level (dBuV/m)	Reading Level (dBuV)	Over Limit (dB)	Limit (dBuV/m)	Factor (dB)	Type
1	*	4884.500	45.280	46.638	-28.720	74.000	-1.358	PK
2		7320.000	44.573	42.690	-29.427	74.000	1.884	PK
3		9760.000	43.831	38.019	-30.169	74.000	5.812	PK

Engineer: YULIU	
Site: AC5	Time: 2019/04/10 - 21:06
Limit: FCC_Part15.209_RE(3m)	Margin: 0
Probe: Horn_3117_00167055(1-18GHz)	Polarity: Horizontal
EUT: LED LAMP	Power: AC 120V/60Hz
Note: Mode 4:Transmit at 2440Mhz by Coding500	



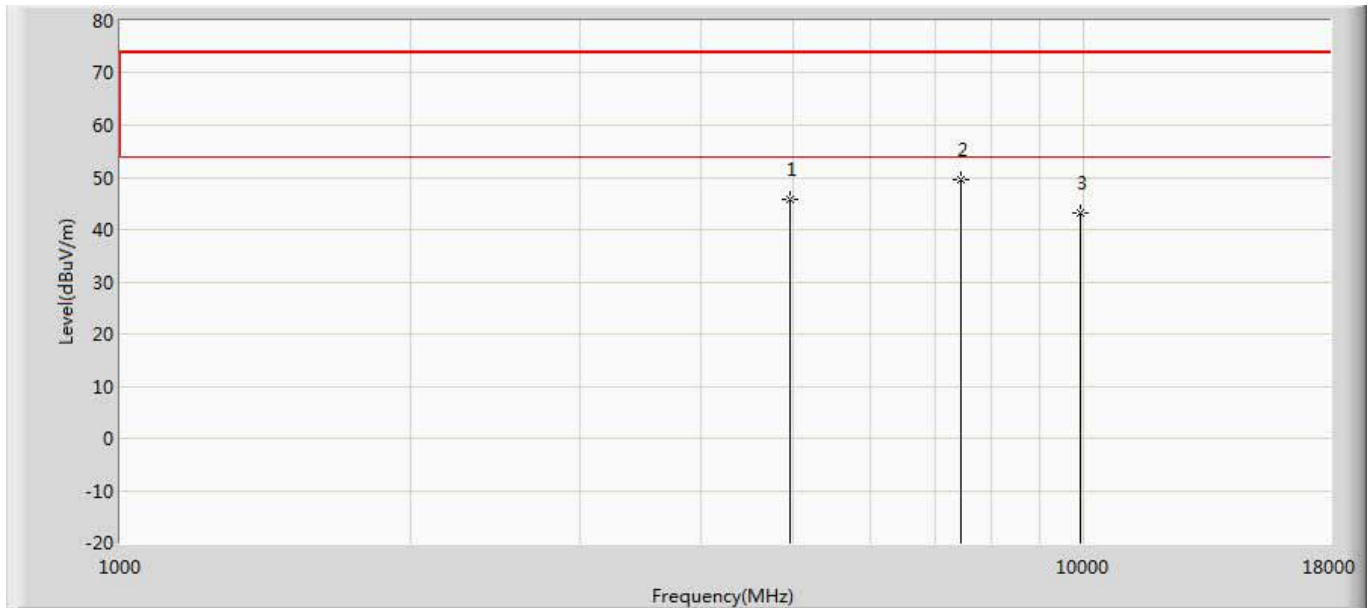
No	Mark	Frequency (MHz)	Measure Level (dBuV/m)	Reading Level (dBuV)	Over Limit (dB)	Limit (dBuV/m)	Factor (dB)	Type
1	*	4876.000	48.330	49.549	-25.670	74.000	-1.219	PK
2		7324.000	46.678	44.761	-27.322	74.000	1.917	PK
3		9760.000	43.603	37.791	-30.397	74.000	5.812	PK

Engineer: YULIU	
Site: AC5	Time: 2019/04/10 - 21:06
Limit: FCC_Part15.209_RE(3m)	Margin: 0
Probe: Horn_3117_00167055(1-18GHz)	Polarity: Vertical
EUT: LED LAMP	Power: AC 120V/60Hz
Note: Mode 4:Transmit at 2480Mhz by Coding500	



No	Mark	Frequency (MHz)	Measure Level (dBuV/m)	Reading Level (dBuV)	Over Limit (dB)	Limit (dBuV/m)	Factor (dB)	Type
1		4960.000	43.244	44.392	-30.756	74.000	-1.148	PK
2	*	7443.000	46.208	43.719	-27.792	74.000	2.489	PK
3		9920.000	44.296	39.042	-29.704	74.000	5.253	PK

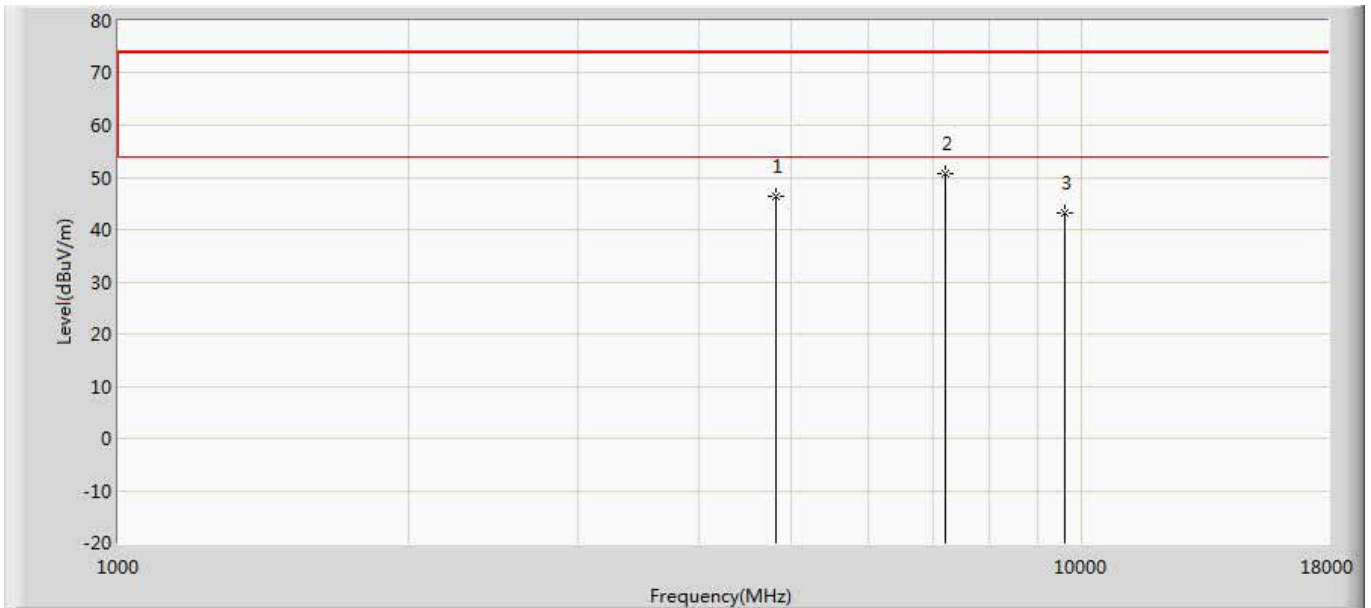
Engineer: YULIU	
Site: AC5	Time: 2019/04/10 - 21:07
Limit: FCC_Part15.209_RE(3m)	Margin: 0
Probe: Horn_3117_00167055(1-18GHz)	Polarity: Horizontal
EUT: LED LAMP	Power: AC 120V/60Hz
Note: Mode 4:Transmit at 2480Mhz by Coding500	



No	Mark	Frequency (MHz)	Measure Level (dBuV/m)	Reading Level (dBuV)	Over Limit (dB)	Limit (dBuV/m)	Factor (dB)	Type
1		4961.000	45.825	46.981	-28.175	74.000	-1.156	PK
2	*	7443.000	49.566	47.077	-24.434	74.000	2.489	PK
3		9920.000	43.233	37.979	-30.767	74.000	5.253	PK

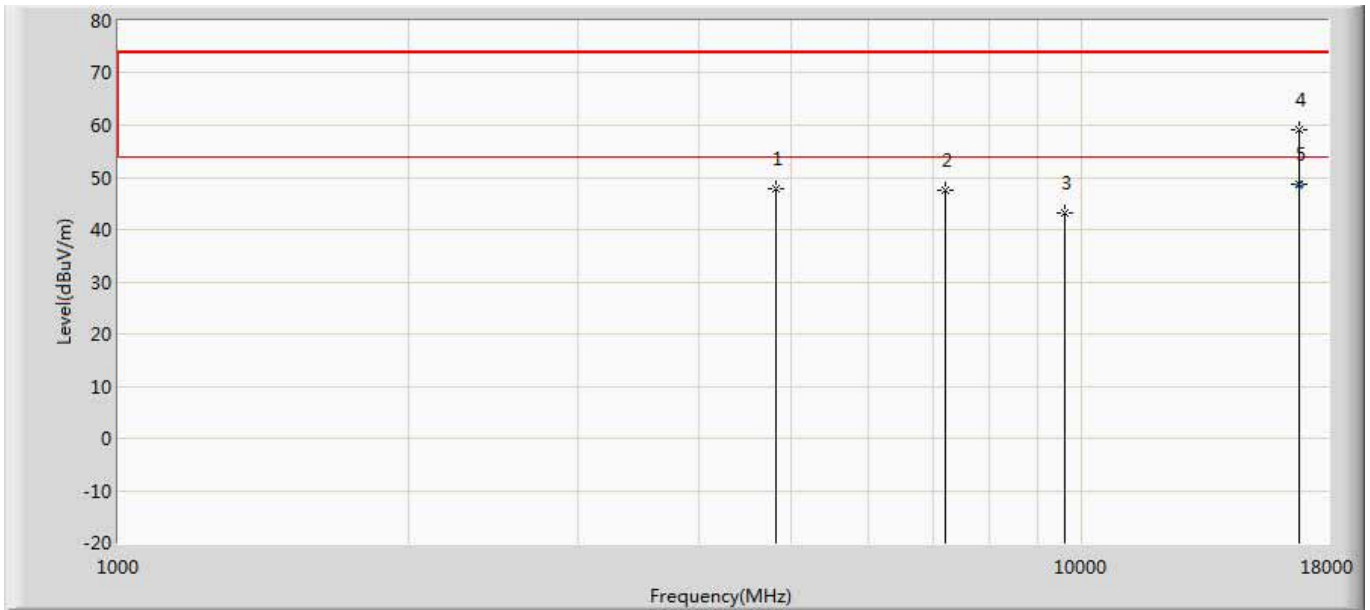
Diodes:

Engineer: YULIU	
Site: AC5	Time: 2019/04/10 - 21:16
Limit: FCC_Part15.209_RE(3m)	Margin: 0
Probe: Horn_3117_00167055(1-18GHz)	Polarity: Vertical
EUT:LED LAMP	Power: AC 120V/60Hz
Note: Mode 1:Transmit at 2402Mhz by BLE	



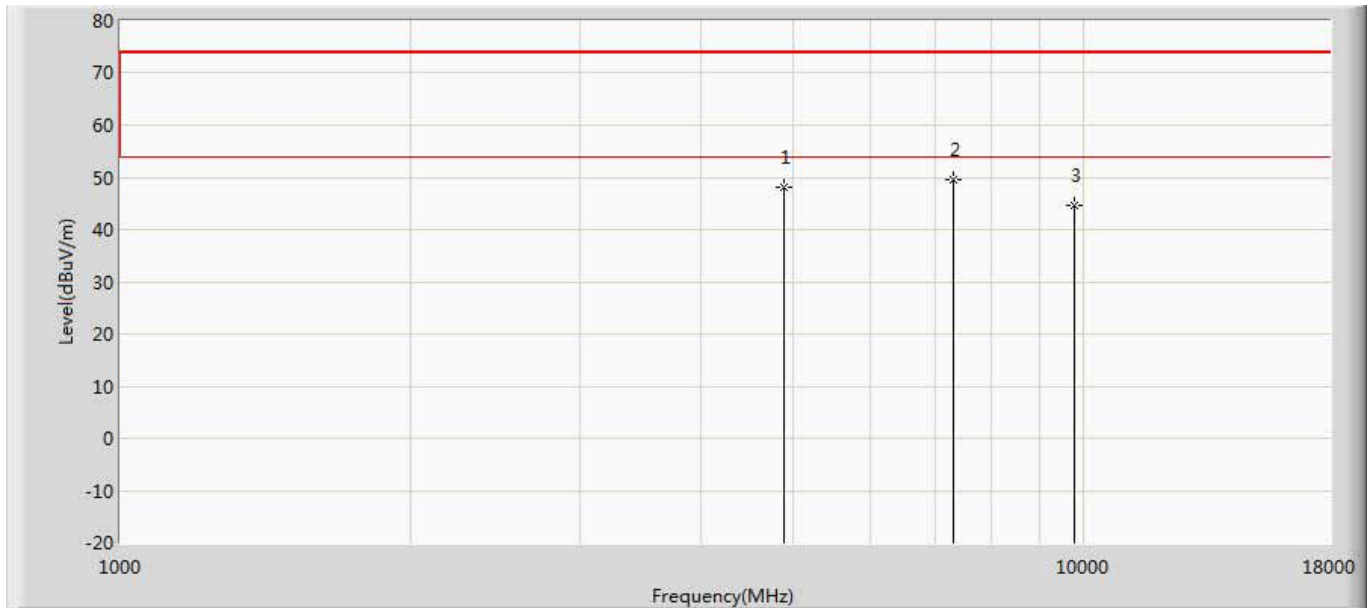
No	Mark	Frequency (MHz)	Measure Level (dBuV/m)	Reading Level (dBuV)	Over Limit (dB)	Limit (dBuV/m)	Factor (dB)	Type
1		4808.000	46.262	48.063	-27.738	74.000	-1.801	PK
2	*	7205.000	50.786	48.850	-23.214	74.000	1.936	PK
3		9608.000	43.219	38.320	-30.781	74.000	4.899	PK

Engineer: YULIU	
Site: AC5	Time: 2019/04/10 - 21:16
Limit: FCC_Part15.209_RE(3m)	Margin: 0
Probe: Horn_3117_00167055(1-18GHz)	Polarity: Horizontal
EUT:LED LAMP	Power: AC 120V/60Hz
Note: Mode 1:Transmit at 2402Mhz by BLE	



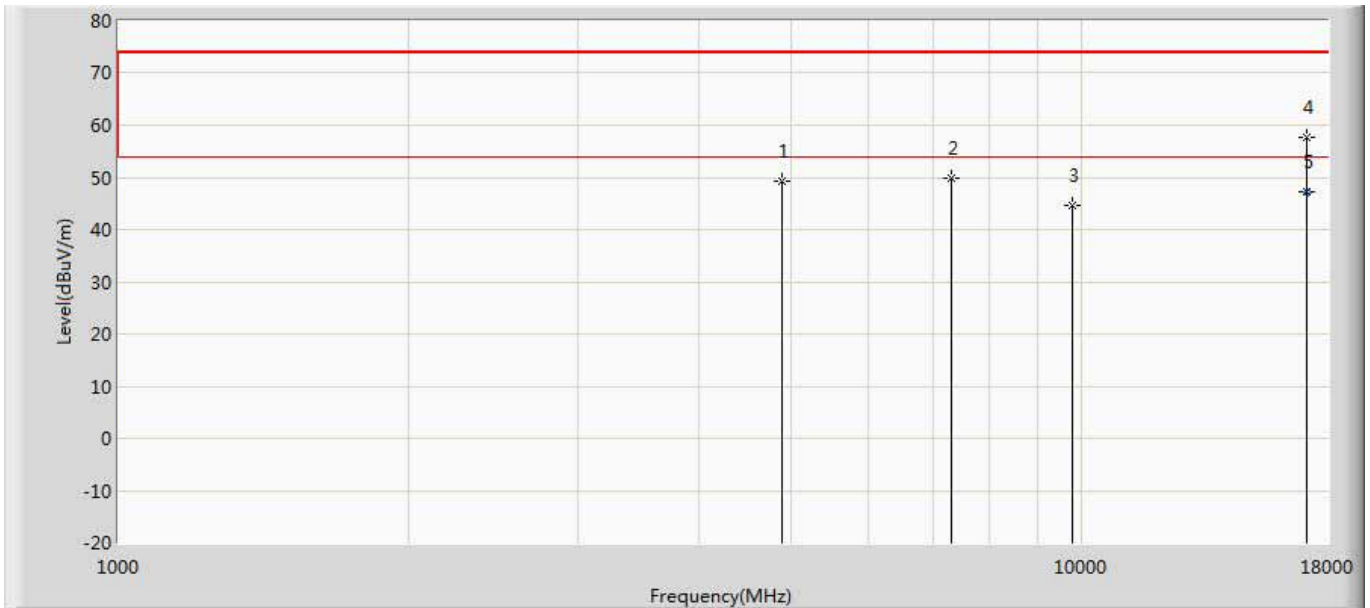
No	Mark	Frequency (MHz)	Measure Level (dBuV/m)	Reading Level (dBuV)	Over Limit (dB)	Limit (dBuV/m)	Factor (dB)	Type
1		4808.000	47.864	49.665	-26.136	74.000	-1.801	PK
2		7205.000	47.573	45.637	-26.427	74.000	1.936	PK
3		9608.000	43.140	38.241	-30.860	74.000	4.899	PK
4		16810.000	59.174	41.233	-14.826	74.000	17.941	PK
5	*	16810.000	48.732	30.791	-5.268	54.000	17.941	AV

Engineer: YULIU	
Site: AC5	Time: 2019/04/10 - 21:16
Limit: FCC_Part15.209_RE(3m)	Margin: 0
Probe: Horn_3117_00167055(1-18GHz)	Polarity: Vertical
EUT:LED LAMP	Power: AC 120V/60Hz
Note: Mode 1:Transmit at 2440Mhz by BLE	



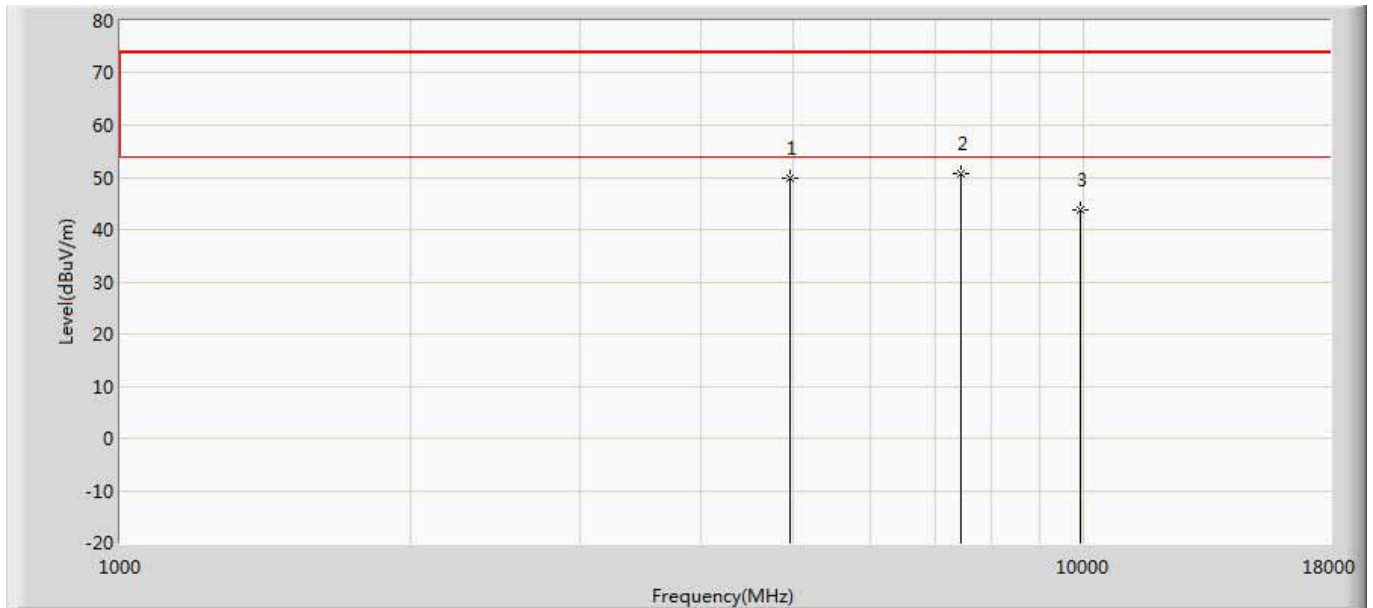
No	Mark	Frequency (MHz)	Measure Level (dBuV/m)	Reading Level (dBuV)	Over Limit (dB)	Limit (dBuV/m)	Factor (dB)	Type
1		4876.000	48.126	49.345	-25.874	74.000	-1.219	PK
2	*	7324.000	49.497	47.580	-24.503	74.000	1.917	PK
3		9760.000	44.509	38.697	-29.491	74.000	5.812	PK

Engineer: YULIU	
Site: AC5	Time: 2019/04/10 - 21:16
Limit: FCC_Part15.209_RE(3m)	Margin: 0
Probe: Horn_3117_00167055(1-18GHz)	Polarity: Horizontal
EUT:LED LAMP	Power: AC 120V/60Hz
Note: Mode 1:Transmit at 2440Mhz by BLE	



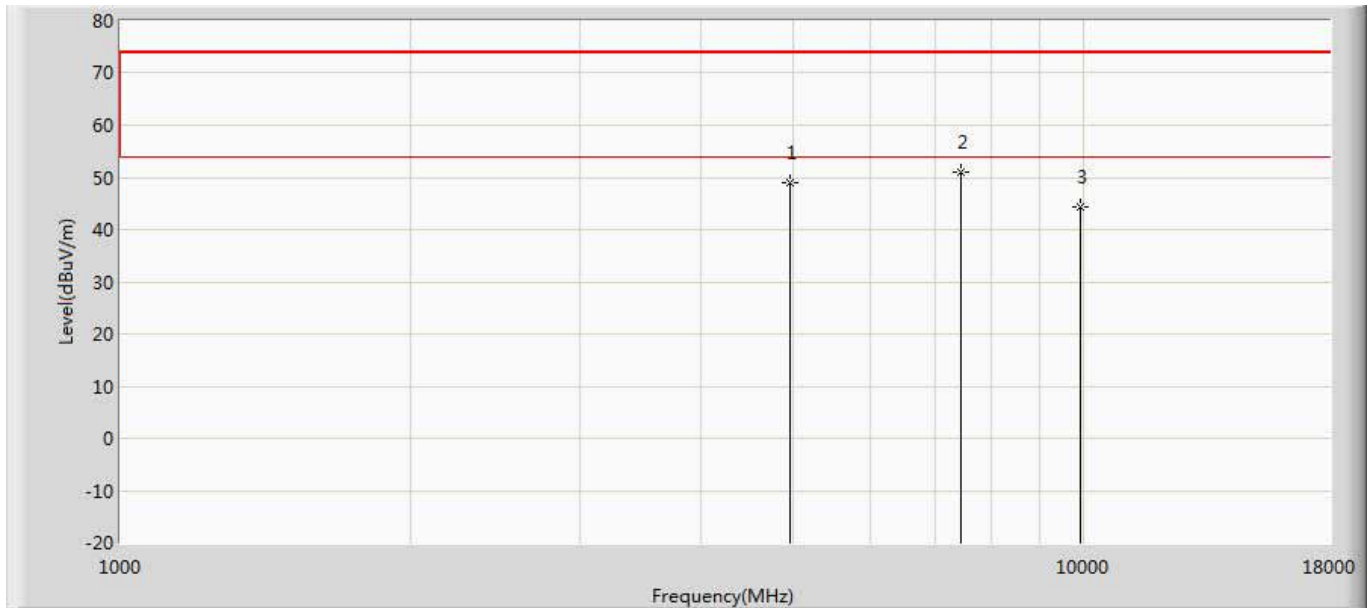
No	Mark	Frequency (MHz)	Measure Level (dBuV/m)	Reading Level (dBuV)	Over Limit (dB)	Limit (dBuV/m)	Factor (dB)	Type
1		4876.000	49.417	50.636	-24.583	74.000	-1.219	PK
2		7324.000	49.789	47.872	-24.211	74.000	1.917	PK
3		9760.000	44.580	38.768	-29.420	74.000	5.812	PK
4		17082.000	57.794	41.852	-16.206	74.000	15.942	PK
5	*	17082.000	47.335	31.393	-6.665	54.000	15.942	AV

Engineer: YULIU	
Site: AC5	Time: 2019/04/10 - 21:16
Limit: FCC_Part15.209_RE(3m)	Margin: 0
Probe: Horn_3117_00167055(1-18GHz)	Polarity: Vertical
EUT:LED LAMP	Power: AC 120V/60Hz
Note: Mode 1:Transmit at 2480Mhz by BLE	



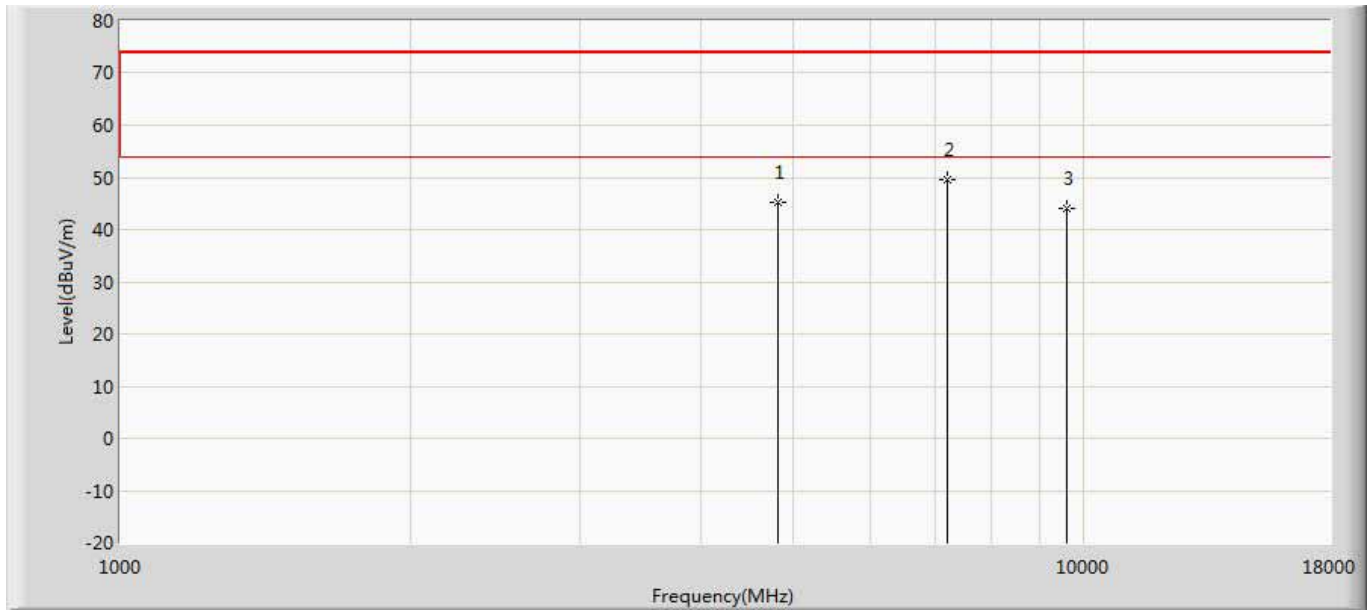
No	Mark	Frequency (MHz)	Measure Level (dBuV/m)	Reading Level (dBuV)	Over Limit (dB)	Limit (dBuV/m)	Factor (dB)	Type
1		4961.000	49.964	51.120	-24.036	74.000	-1.156	PK
2	*	7443.000	50.676	48.187	-23.324	74.000	2.489	PK
3		9920.000	43.653	38.399	-30.347	74.000	5.253	PK

Engineer: YULIU	
Site: AC5	Time: 2019/04/10 - 21:16
Limit: FCC_Part15.209_RE(3m)	Margin: 0
Probe: Horn_3117_00167055(1-18GHz)	Polarity: Horizontal
EUT:LED LAMP	Power: AC 120V/60Hz
Note: Mode 1:Transmit at 2480Mhz by BLE	



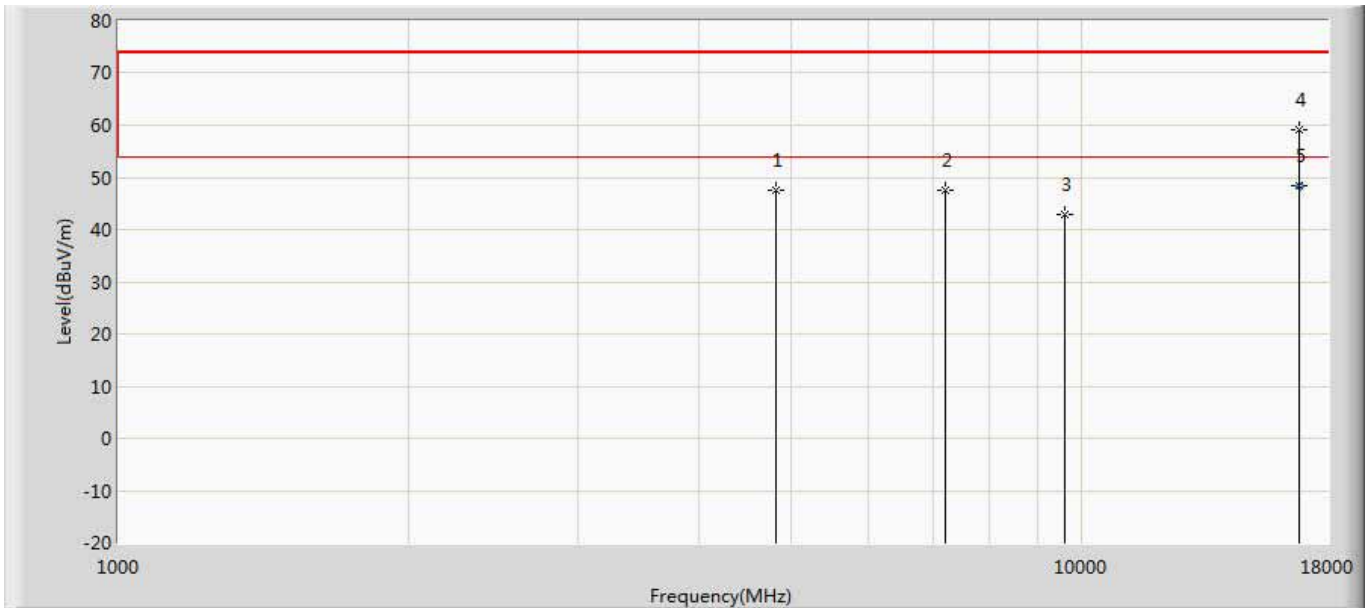
No	Mark	Frequency (MHz)	Measure Level (dBuV/m)	Reading Level (dBuV)	Over Limit (dB)	Limit (dBuV/m)	Factor (dB)	Type
1		4961.000	48.978	50.134	-25.022	74.000	-1.156	PK
2	*	7443.000	51.063	48.574	-22.937	74.000	2.489	PK
3		9920.000	44.370	39.116	-29.630	74.000	5.253	PK

Engineer: YULIU	
Site: AC5	Time: 2019/04/10 - 21:16
Limit: FCC_Part15.209_RE(3m)	Margin: 0
Probe: Horn_3117_00167055(1-18GHz)	Polarity: Vertical
EUT:LED LAMP	Power: AC 120V/60Hz
Note: Mode 2:Transmit at 2402Mhz by 2LE	



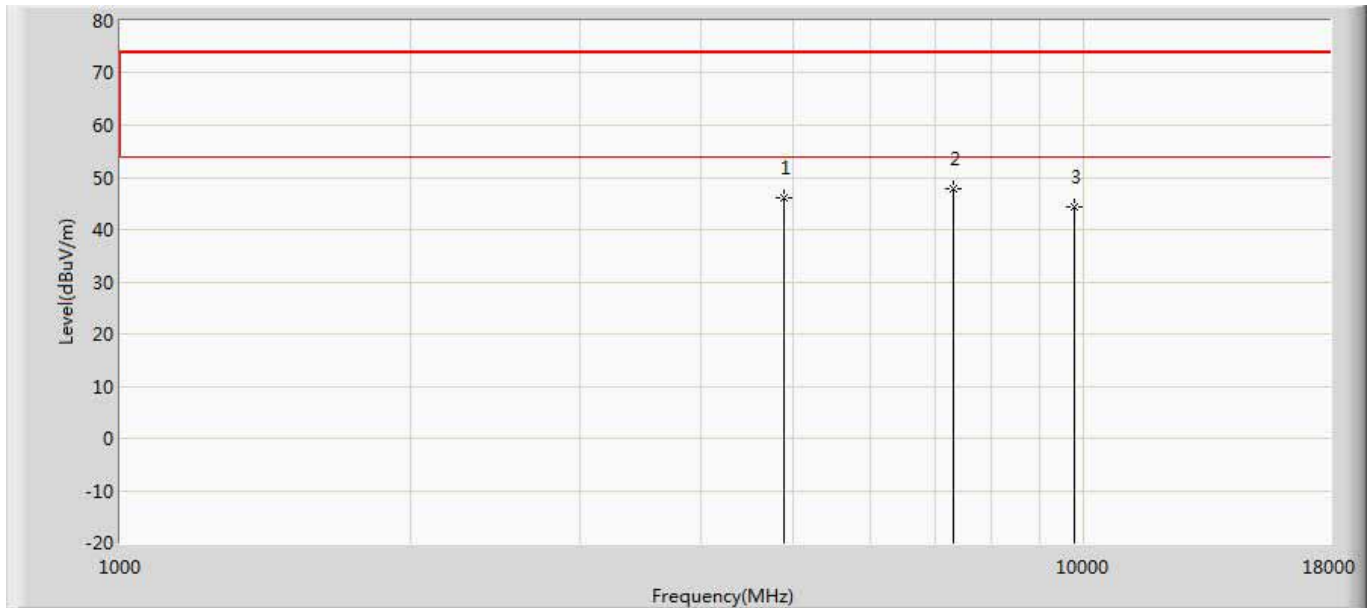
No	Mark	Frequency (MHz)	Measure Level (dBuV/m)	Reading Level (dBuV)	Over Limit (dB)	Limit (dBuV/m)	Factor (dB)	Type
1		4808.000	45.243	47.044	-28.757	74.000	-1.801	PK
2	*	7205.000	49.654	47.718	-24.346	74.000	1.936	PK
3		9608.000	43.917	39.018	-30.083	74.000	4.899	PK

Engineer: YULIU	
Site: AC5	Time: 2019/04/10 - 21:16
Limit: FCC_Part15.209_RE(3m)	Margin: 0
Probe: Horn_3117_00167055(1-18GHz)	Polarity: Horizontal
EUT:LED LAMP	Power: AC 120V/60Hz
Note: Mode 2:Transmit at 2402Mhz by 2LE	



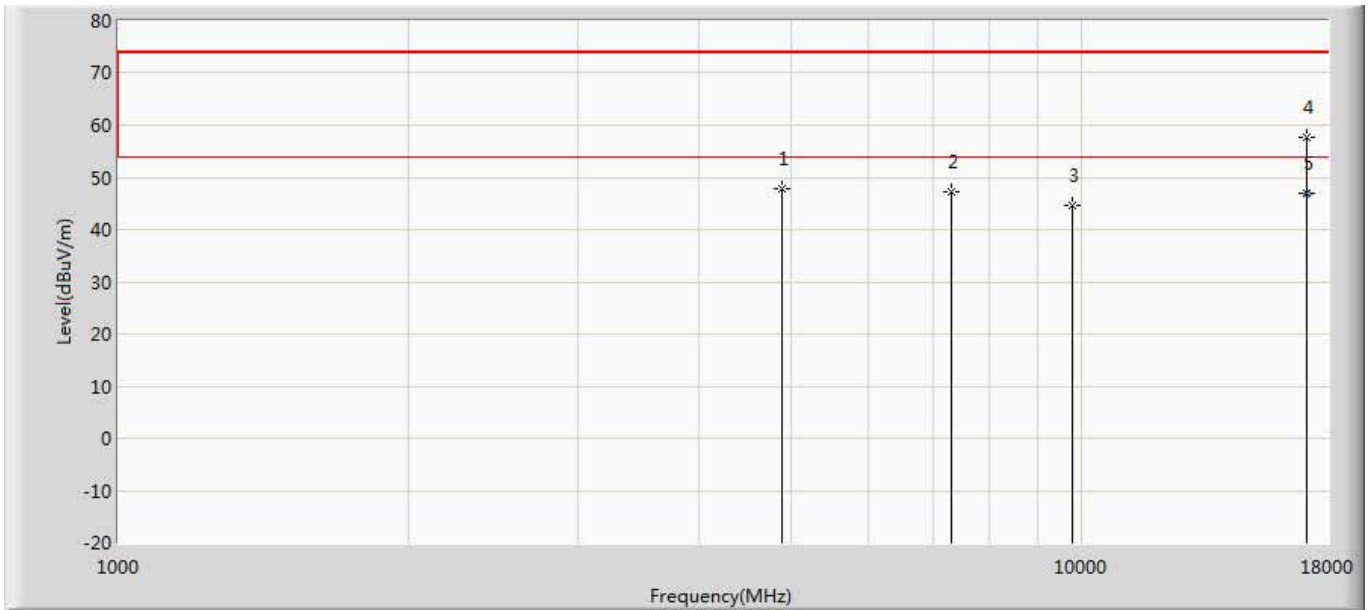
No	Mark	Frequency (MHz)	Measure Level (dBuV/m)	Reading Level (dBuV)	Over Limit (dB)	Limit (dBuV/m)	Factor (dB)	Type
1		4808.000	47.644	49.445	-26.356	74.000	-1.801	PK
2		7205.000	47.447	45.511	-26.553	74.000	1.936	PK
3		9608.000	42.777	37.878	-31.223	74.000	4.899	PK
4		16810.000	59.011	41.070	-14.989	74.000	17.941	PK
5	*	16810.000	48.427	30.486	-5.573	54.000	17.941	AV

Engineer: YULIU	
Site: AC5	Time: 2019/04/10 - 21:16
Limit: FCC_Part15.209_RE(3m)	Margin: 0
Probe: Horn_3117_00167055(1-18GHz)	Polarity: Vertical
EUT:LED LAMP	Power: AC 120V/60Hz
Note: Mode 2:Transmit at 2440Mhz by 2LE	



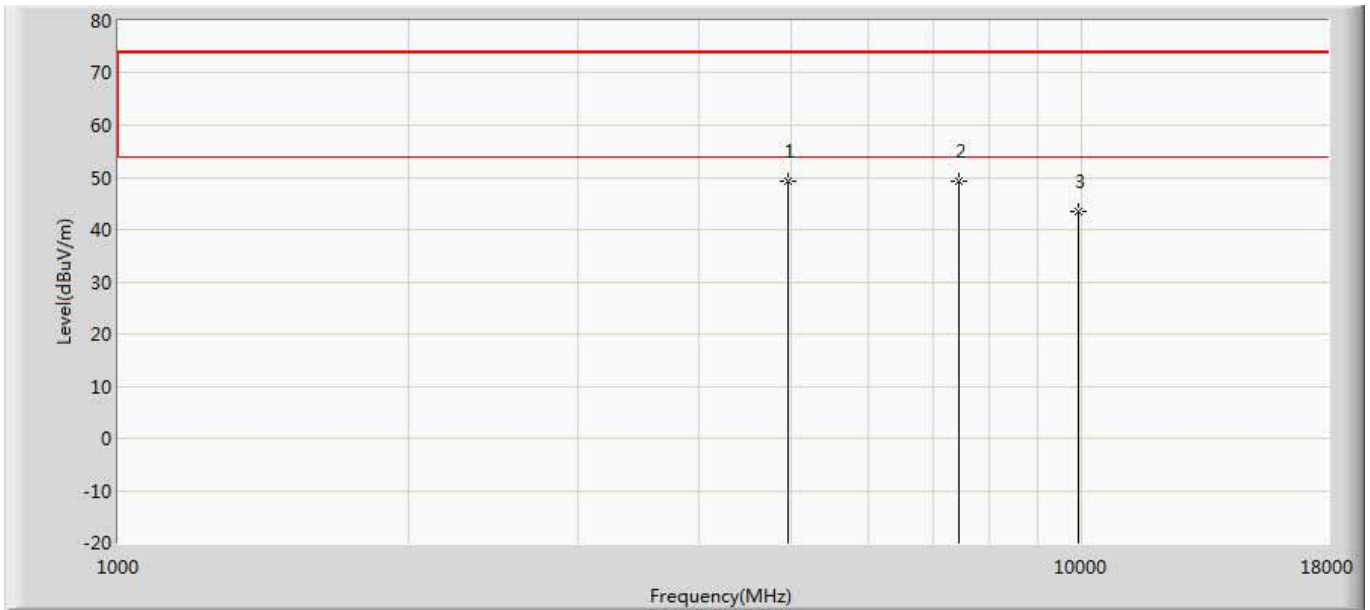
No	Mark	Frequency (MHz)	Measure Level (dBuV/m)	Reading Level (dBuV)	Over Limit (dB)	Limit (dBuV/m)	Factor (dB)	Type
1		4876.000	46.101	47.320	-27.899	74.000	-1.219	PK
2	*	7324.000	47.880	45.963	-26.120	74.000	1.917	PK
3		9760.000	44.383	38.571	-29.617	74.000	5.812	PK

Engineer: YULIU	
Site: AC5	Time: 2019/04/10 - 21:16
Limit: FCC_Part15.209_RE(3m)	Margin: 0
Probe: Horn_3117_00167055(1-18GHz)	Polarity: Horizontal
EUT:LED LAMP	Power: AC 120V/60Hz
Note: Mode 2:Transmit at 2440Mhz by 2LE	



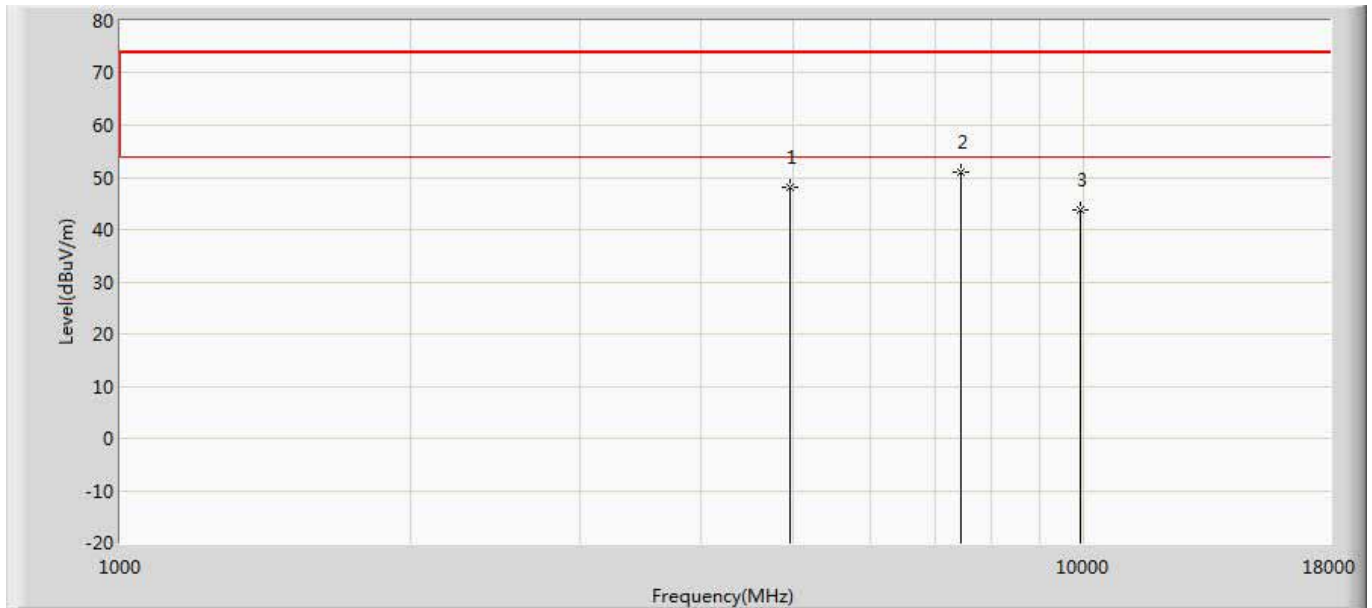
No	Mark	Frequency (MHz)	Measure Level (dBuV/m)	Reading Level (dBuV)	Over Limit (dB)	Limit (dBuV/m)	Factor (dB)	Type
1		4876.000	47.836	49.055	-26.164	74.000	-1.219	PK
2		7324.000	47.260	45.343	-26.740	74.000	1.917	PK
3		9760.000	44.619	38.807	-29.381	74.000	5.812	PK
4		17082.000	57.651	41.709	-16.349	74.000	15.942	PK
5	*	17082.000	46.834	30.892	-7.166	54.000	15.942	AV

Engineer: YULIU	
Site: AC5	Time: 2019/04/10 - 21:17
Limit: FCC_Part15.209_RE(3m)	Margin: 0
Probe: Horn_3117_00167055(1-18GHz)	Polarity: Vertical
EUT:LED LAMP	Power: AC 120V/60Hz
Note: Mode 2:Transmit at 2480Mhz by 2LE	



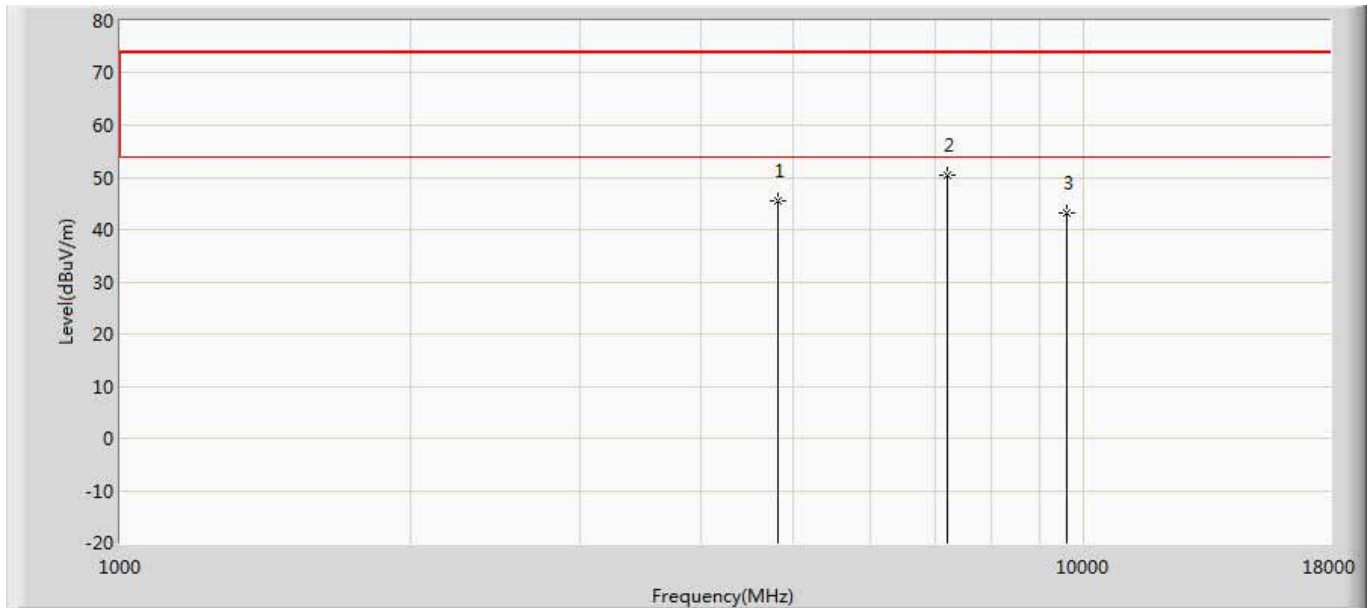
No	Mark	Frequency (MHz)	Measure Level (dBuV/m)	Reading Level (dBuV)	Over Limit (dB)	Limit (dBuV/m)	Factor (dB)	Type
1		4961.000	49.221	50.377	-24.779	74.000	-1.156	PK
2	*	7443.000	49.400	46.911	-24.600	74.000	2.489	PK
3		9920.000	43.463	38.209	-30.537	74.000	5.253	PK

Engineer: YULIU	
Site: AC5	Time: 2019/04/10 - 21:17
Limit: FCC_Part15.209_RE(3m)	Margin: 0
Probe: Horn_3117_00167055(1-18GHz)	Polarity: Horizontal
EUT:LED LAMP	Power: AC 120V/60Hz
Note: Mode 2:Transmit at 2480Mhz by 2LE	



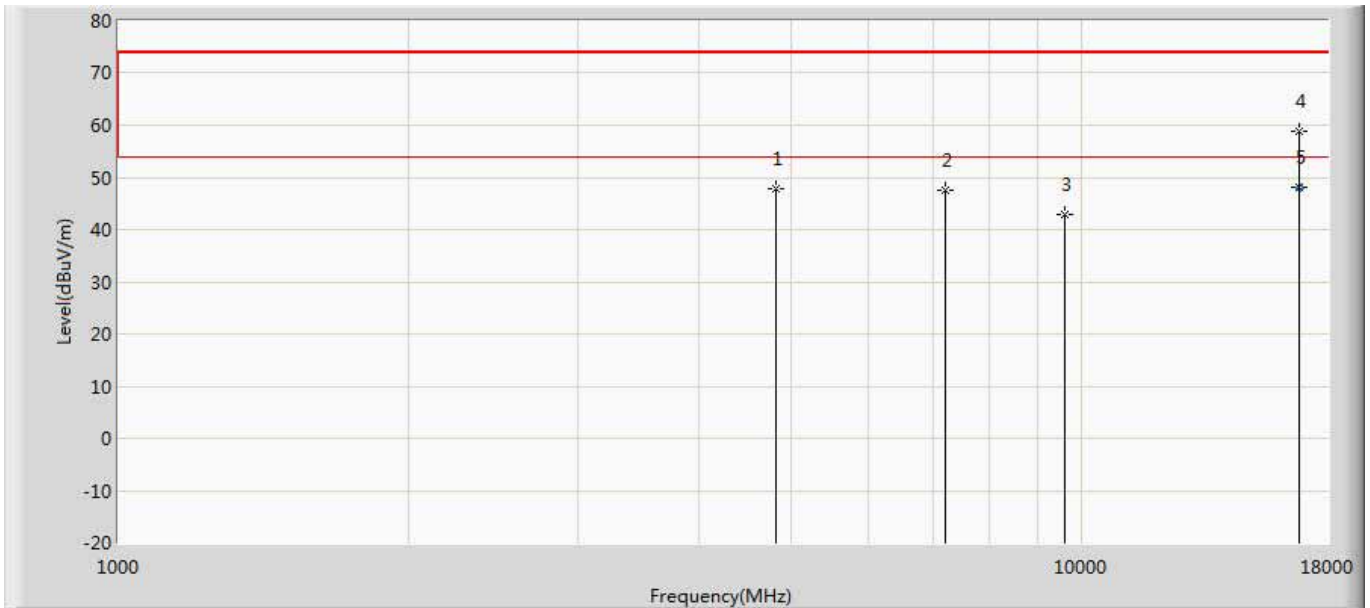
No	Mark	Frequency (MHz)	Measure Level (dBuV/m)	Reading Level (dBuV)	Over Limit (dB)	Limit (dBuV/m)	Factor (dB)	Type
1		4961.000	48.083	49.239	-25.917	74.000	-1.156	PK
2	*	7443.000	51.069	48.580	-22.931	74.000	2.489	PK
3		9920.000	43.650	38.396	-30.350	74.000	5.253	PK

Engineer: YULIU	
Site: AC5	Time: 2019/04/10 - 21:17
Limit: FCC_Part15.209_RE(3m)	Margin: 0
Probe: Horn_3117_00167055(1-18GHz)	Polarity: Vertical
EUT:LED LAMP	Power: AC 120V/60Hz
Note: Mode 3:Transmit at 2402Mhz by Coding125	



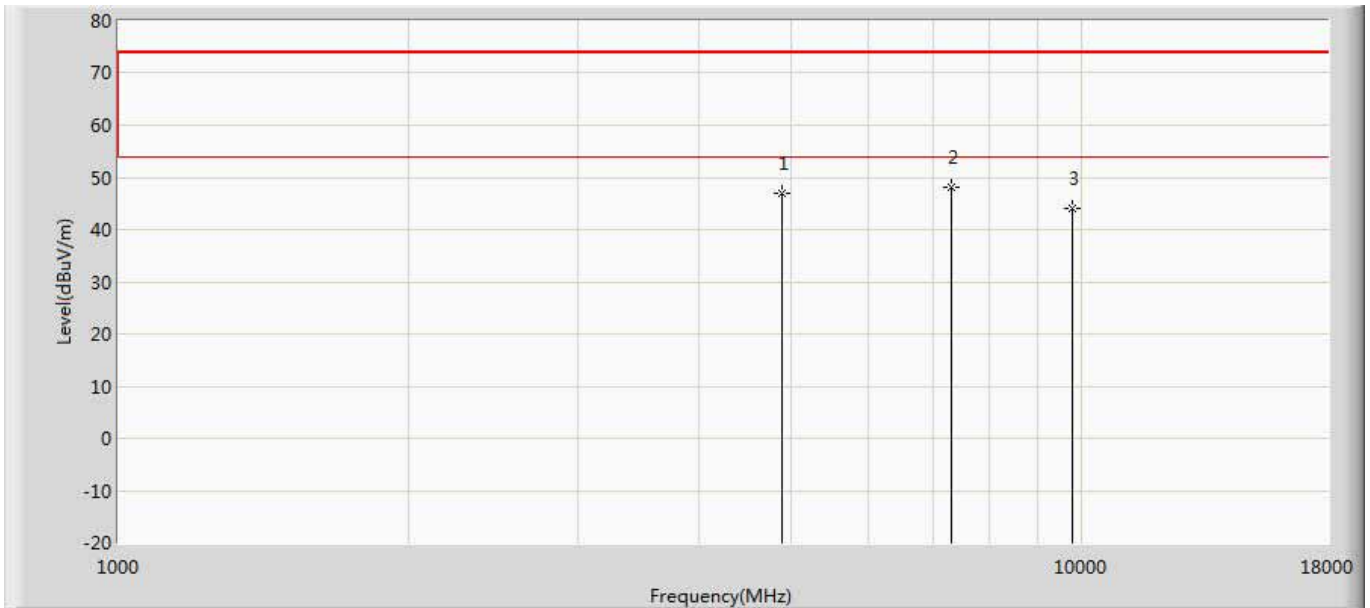
No	Mark	Frequency (MHz)	Measure Level (dBuV/m)	Reading Level (dBuV)	Over Limit (dB)	Limit (dBuV/m)	Factor (dB)	Type
1		4808.000	45.619	47.420	-28.381	74.000	-1.801	PK
2	*	7205.000	50.291	48.355	-23.709	74.000	1.936	PK
3		9608.000	43.179	38.280	-30.821	74.000	4.899	PK

Engineer: YULIU	
Site: AC5	Time: 2019/04/10 - 21:17
Limit: FCC_Part15.209_RE(3m)	Margin: 0
Probe: Horn_3117_00167055(1-18GHz)	Polarity: Horizontal
EUT:LED LAMP	Power: AC 120V/60Hz
Note: Mode 3:Transmit at 2402Mhz by Coding125	



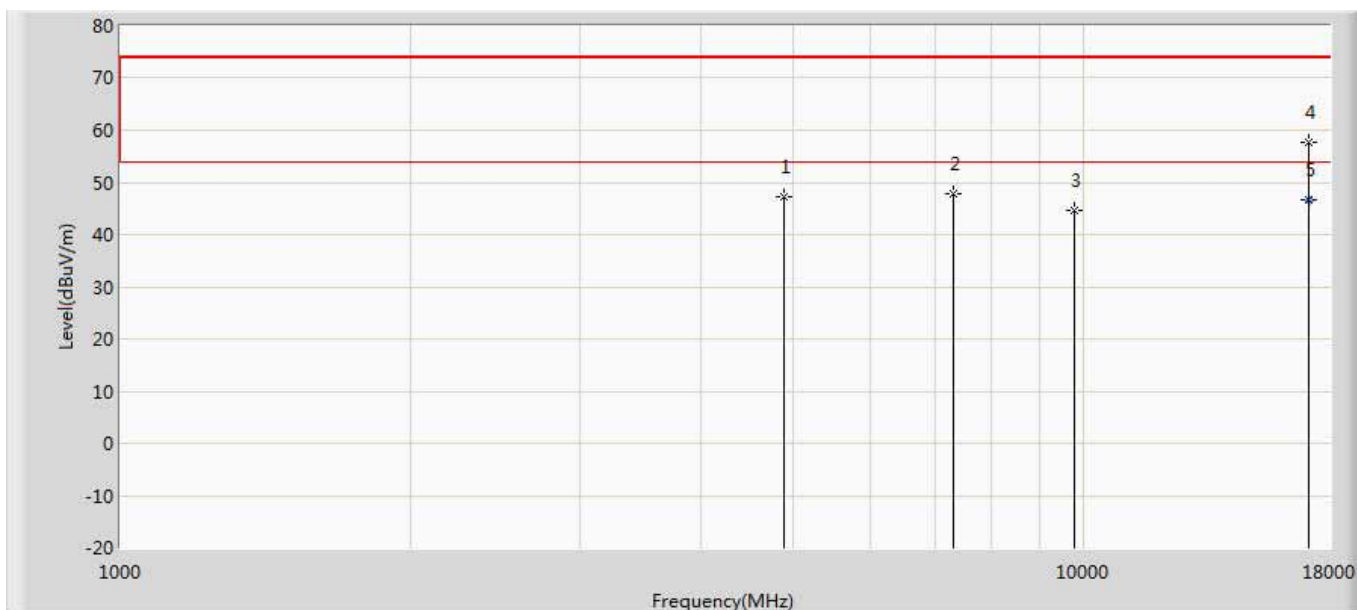
No	Mark	Frequency (MHz)	Measure Level (dBuV/m)	Reading Level (dBuV)	Over Limit (dB)	Limit (dBuV/m)	Factor (dB)	Type
1		4808.000	47.935	49.736	-26.065	74.000	-1.801	PK
2		7205.000	47.672	45.736	-26.328	74.000	1.936	PK
3		9608.000	42.805	37.906	-31.195	74.000	4.899	PK
4		16810.000	58.919	40.978	-15.081	74.000	17.941	PK
5	*	16810.000	48.057	30.116	-5.943	54.000	17.941	AV

Engineer: YULIU	
Site: AC5	Time: 2019/04/10 - 21:17
Limit: FCC_Part15.209_RE(3m)	Margin: 0
Probe: Horn_3117_00167055(1-18GHz)	Polarity: Vertical
EUT:LED LAMP	Power: AC 120V/60Hz
Note: Mode 3:Transmit at 2440Mhz by Coding125	



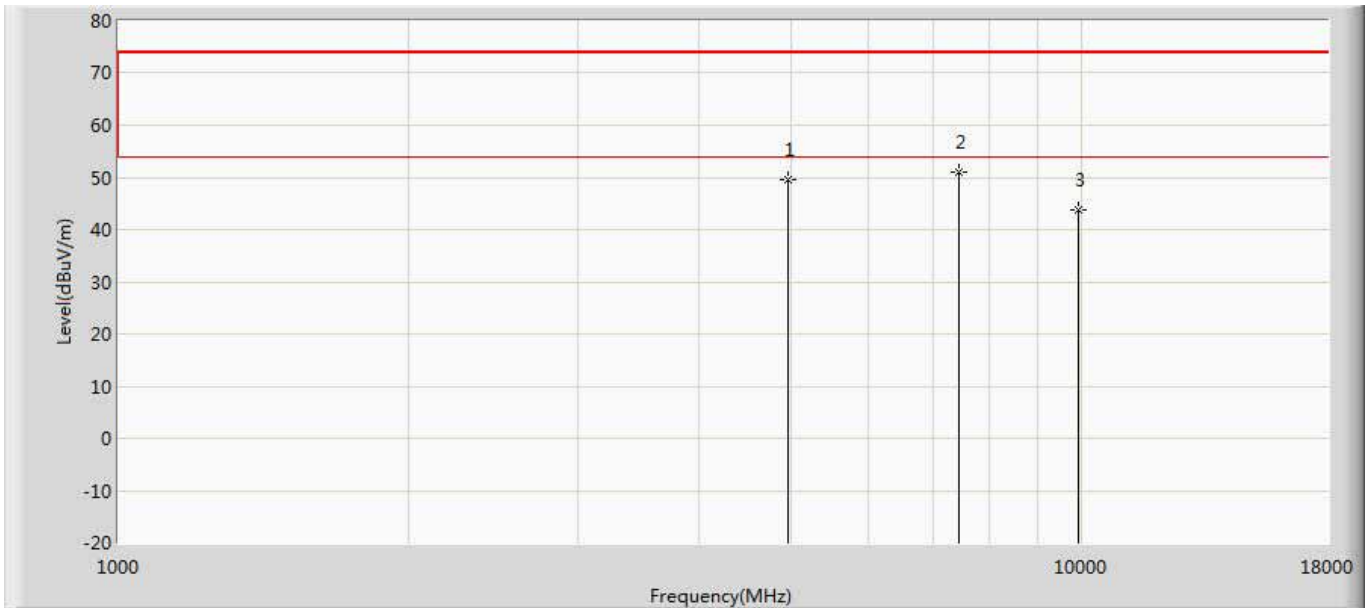
No	Mark	Frequency (MHz)	Measure Level (dBuV/m)	Reading Level (dBuV)	Over Limit (dB)	Limit (dBuV/m)	Factor (dB)	Type
1		4876.000	46.857	48.076	-27.143	74.000	-1.219	PK
2	*	7324.000	48.136	46.219	-25.864	74.000	1.917	PK
3		9760.000	44.144	38.332	-29.856	74.000	5.812	PK

Engineer: YULIU	
Site: AC5	Time: 2019/04/10 - 21:17
Limit: FCC_Part15.209_RE(3m)	Margin: 0
Probe: Horn_3117_00167055(1-18GHz)	Polarity: Horizontal
EUT:LED LAMP	Power: AC 120V/60Hz
Note: Mode 3:Transmit at 2440Mhz by Coding125	



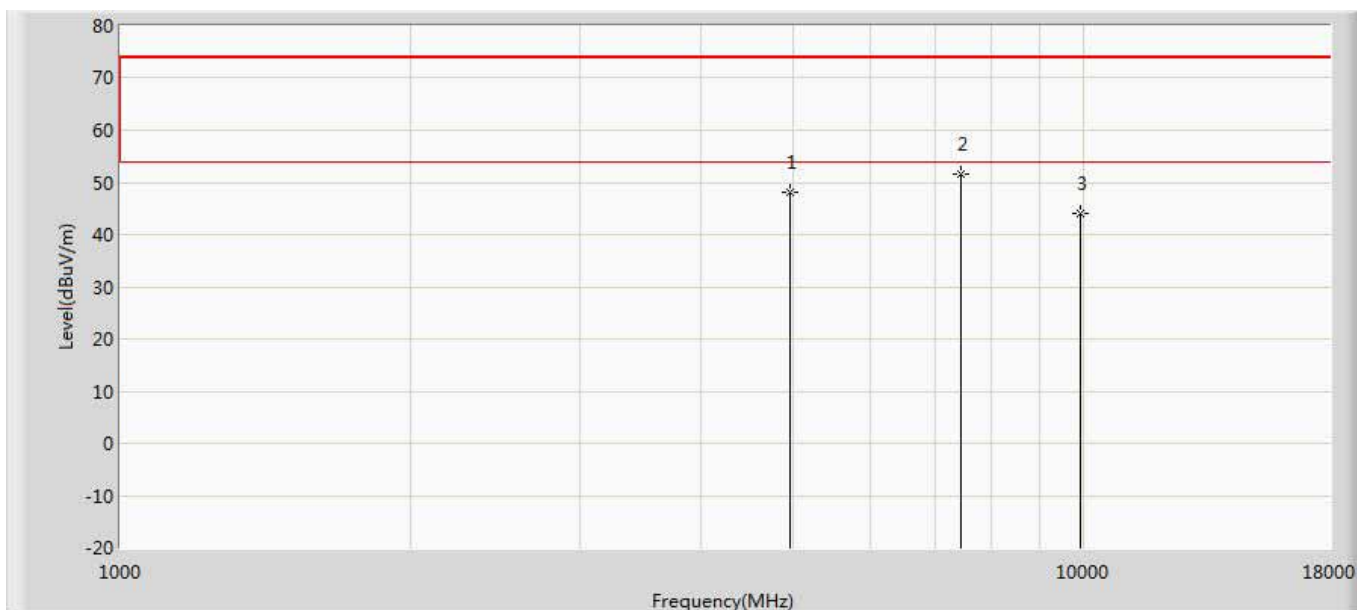
No	Mark	Frequency (MHz)	Measure Level (dBuV/m)	Reading Level (dBuV)	Over Limit (dB)	Limit (dBuV/m)	Factor (dB)	Type
1		4876.000	47.161	48.380	-26.839	74.000	-1.219	PK
2		7324.000	47.934	46.017	-26.066	74.000	1.917	PK
3		9760.000	44.666	38.854	-29.334	74.000	5.812	PK
4		17082.000	57.756	41.814	-16.244	74.000	15.942	PK
5	*	17082.000	46.634	30.692	-7.366	54.000	15.942	AV

Engineer: YULIU	
Site: AC5	Time: 2019/04/10 - 21:17
Limit: FCC_Part15.209_RE(3m)	Margin: 0
Probe: Horn_3117_00167055(1-18GHz)	Polarity: Vertical
EUT:LED LAMP	Power: AC 120V/60Hz
Note: Mode 3:Transmit at 2480Mhz by Coding125	



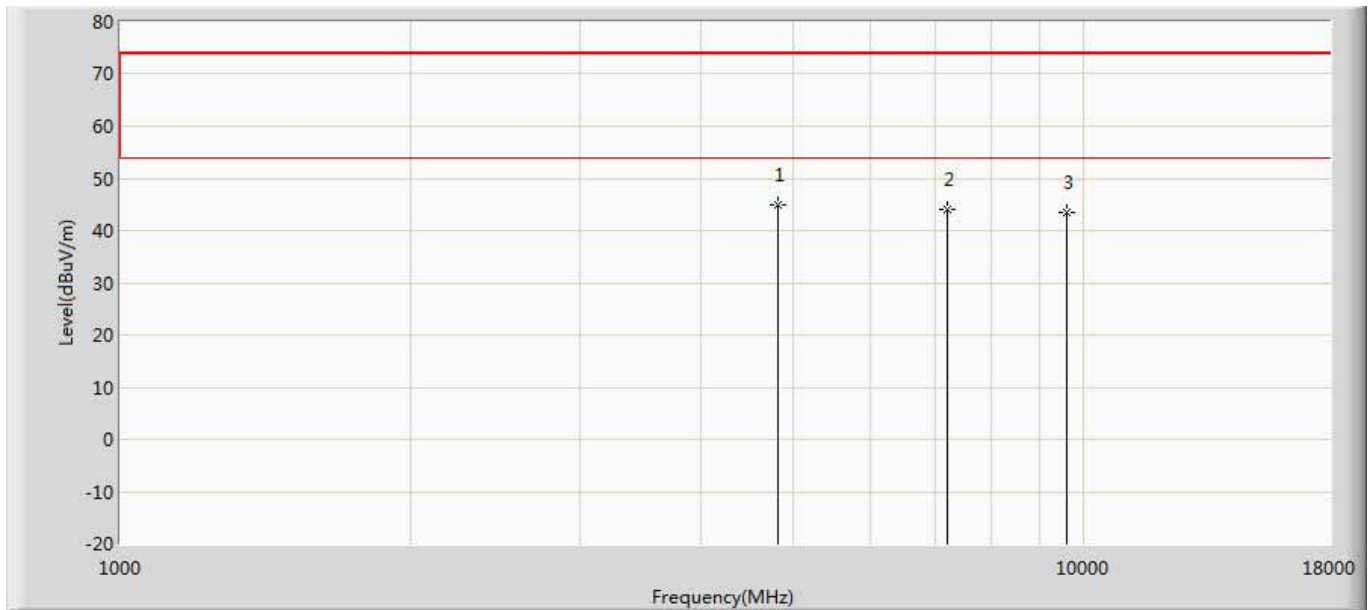
No	Mark	Frequency (MHz)	Measure Level (dBuV/m)	Reading Level (dBuV)	Over Limit (dB)	Limit (dBuV/m)	Factor (dB)	Type
1		4961.000	49.551	50.707	-24.449	74.000	-1.156	PK
2	*	7443.000	50.965	48.476	-23.035	74.000	2.489	PK
3		9920.000	43.761	38.507	-30.239	74.000	5.253	PK

Engineer: YULIU	
Site: AC5	Time: 2019/04/10 - 21:17
Limit: FCC_Part15.209_RE(3m)	Margin: 0
Probe: Horn_3117_00167055(1-18GHz)	Polarity: Horizontal
EUT:LED LAMP	Power: AC 120V/60Hz
Note: Mode 3:Transmit at 2480Mhz by Coding125	



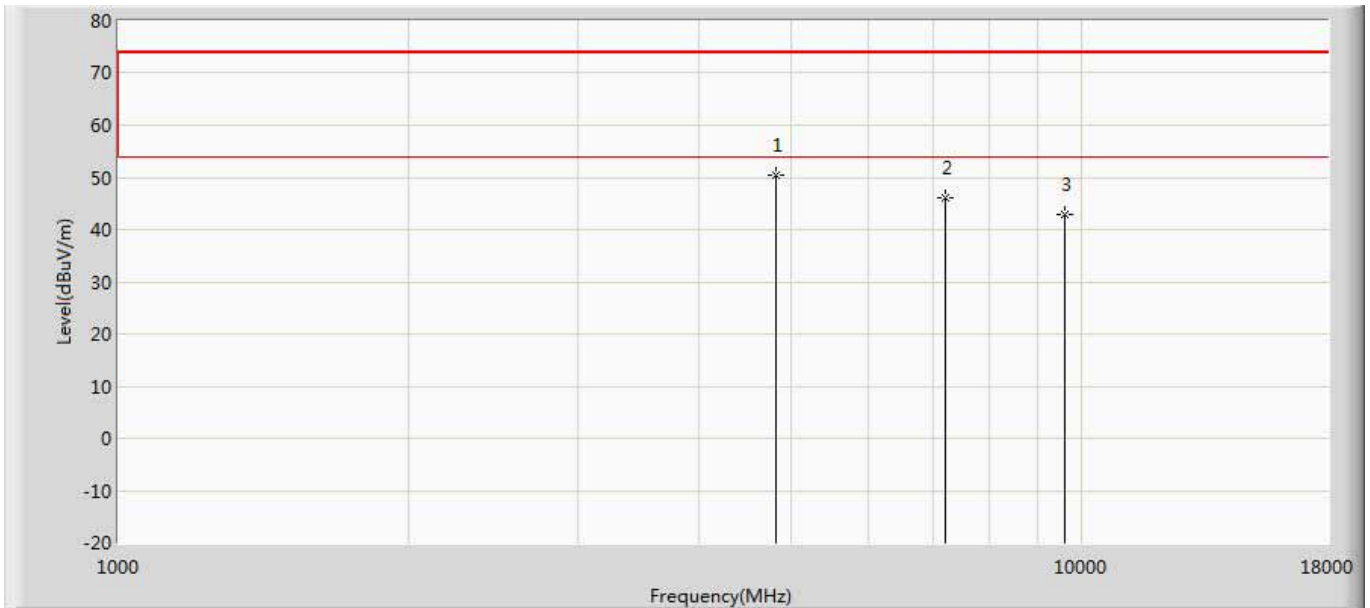
No	Mark	Frequency (MHz)	Measure Level (dBuV/m)	Reading Level (dBuV)	Over Limit (dB)	Limit (dBuV/m)	Factor (dB)	Type
1		4961.000	48.146	49.302	-25.854	74.000	-1.156	PK
2	*	7443.000	51.567	49.078	-22.433	74.000	2.489	PK
3		9920.000	43.977	38.723	-30.023	74.000	5.253	PK

Engineer: YULIU	
Site: AC5	Time: 2019/04/10 - 21:20
Limit: FCC_Part15.209_RE(3m)	Margin: 0
Probe: Horn_3117_00167055(1-18GHz)	Polarity: Vertical
EUT:LED LAMP	Power: AC 120V/60Hz
Note: Mode 4:Transmit at 2402Mhz by Coding500	



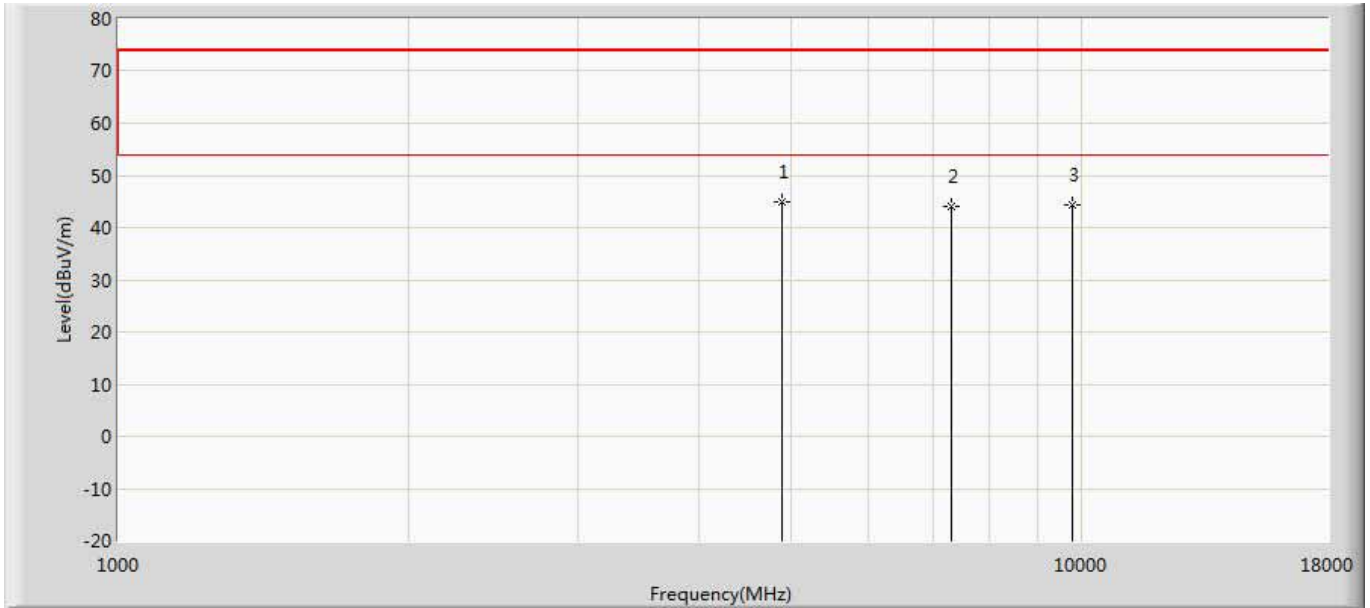
No	Mark	Frequency (MHz)	Measure Level (dBuV/m)	Reading Level (dBuV)	Over Limit (dB)	Limit (dBuV/m)	Factor (dB)	Type
1	*	4808.000	44.835	46.636	-29.165	74.000	-1.801	PK
2		7206.000	44.089	42.170	-29.911	74.000	1.919	PK
3		9608.000	43.418	38.519	-30.582	74.000	4.899	PK

Engineer: YULIU	
Site: AC5	Time: 2019/04/10 - 21:21
Limit: FCC_Part15.209_RE(3m)	Margin: 0
Probe: Horn_3117_00167055(1-18GHz)	Polarity: Horizontal
EUT:LED LAMP	Power: AC 120V/60Hz
Note: Mode 4:Transmit at 2402Mhz by Coding500	



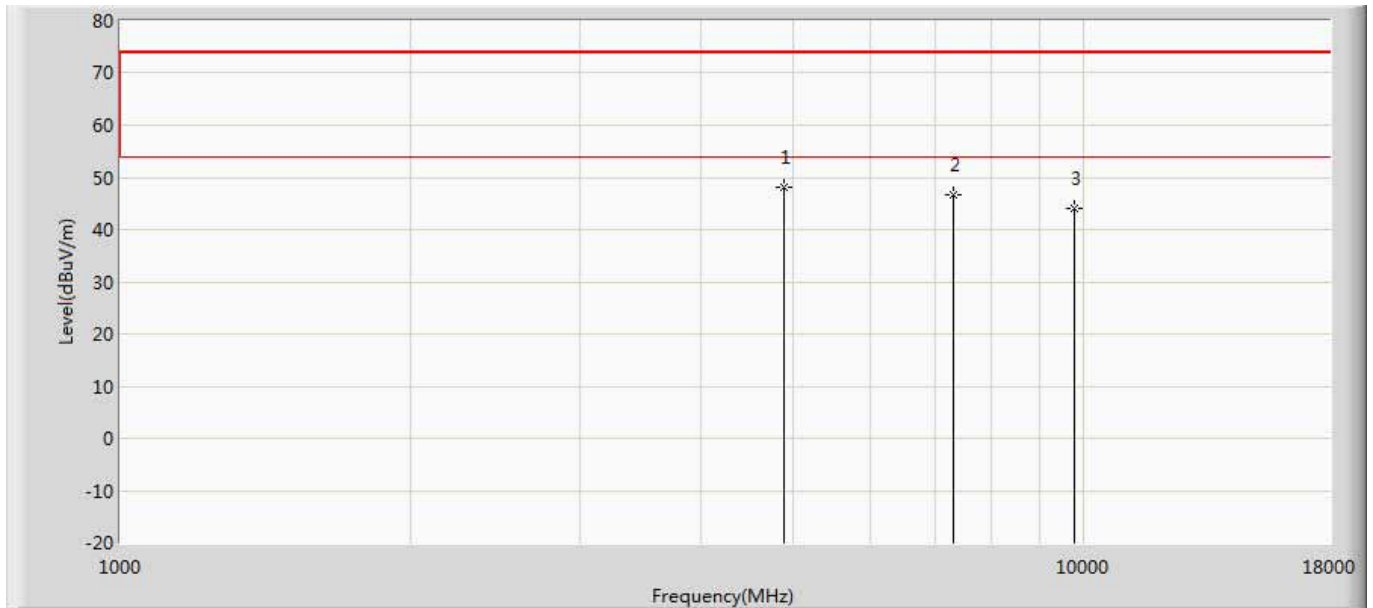
No	Mark	Frequency (MHz)	Measure Level (dBuV/m)	Reading Level (dBuV)	Over Limit (dB)	Limit (dBuV/m)	Factor (dB)	Type
1	*	4808.000	50.471	52.272	-23.529	74.000	-1.801	PK
2		7205.000	46.110	44.174	-27.890	74.000	1.936	PK
3		9608.000	42.856	37.957	-31.144	74.000	4.899	PK

Engineer: YULIU	
Site: AC5	Time: 2019/04/10 - 21:21
Limit: FCC_Part15.209_RE(3m)	Margin: 0
Probe: Horn_3117_00167055(1-18GHz)	Polarity: Vertical
EUT:LED LAMP	Power: AC 120V/60Hz
Note: Mode 4:Transmit at 2440Mhz by Coding500	



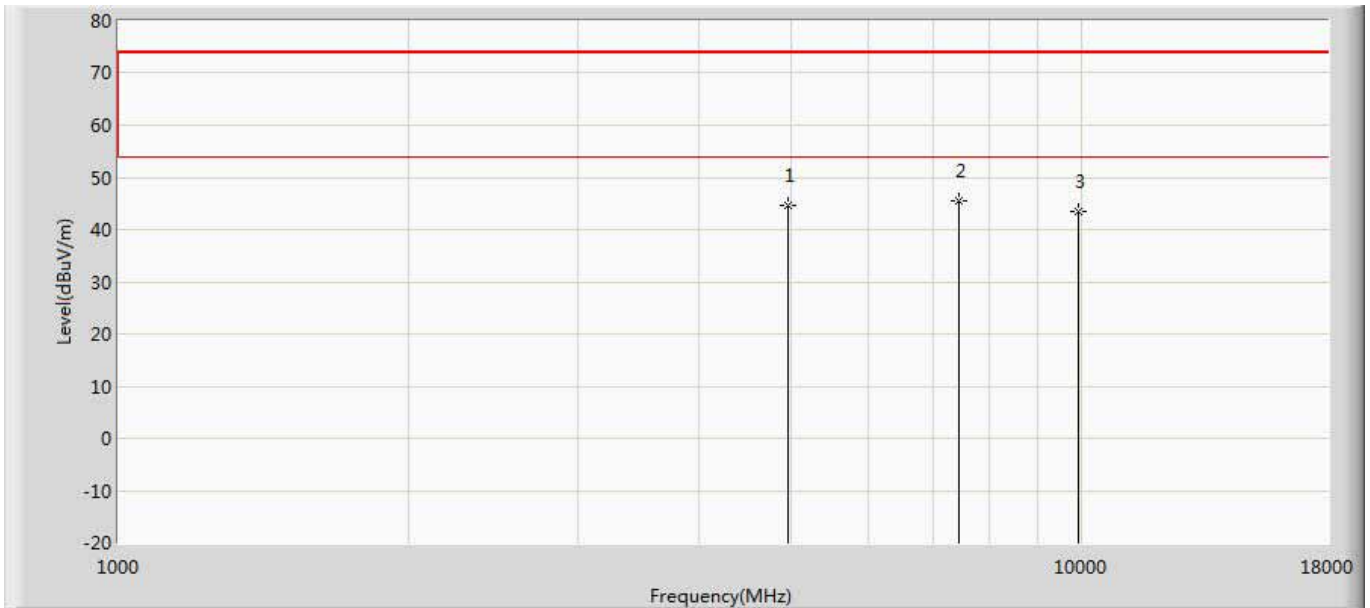
No	Mark	Frequency (MHz)	Measure Level (dBuV/m)	Reading Level (dBuV)	Over Limit (dB)	Limit (dBuV/m)	Factor (dB)	Type
1	*	4884.500	44.891	46.249	-29.109	74.000	-1.358	PK
2		7320.000	44.045	42.162	-29.955	74.000	1.884	PK
3		9760.000	44.405	38.593	-29.595	74.000	5.812	PK

Engineer: YULIU	
Site: AC5	Time: 2019/04/10 - 21:21
Limit: FCC_Part15.209_RE(3m)	Margin: 0
Probe: Horn_3117_00167055(1-18GHz)	Polarity: Horizontal
EUT:LED LAMP	Power: AC 120V/60Hz
Note: Mode 4:Transmit at 2440Mhz by Coding500	



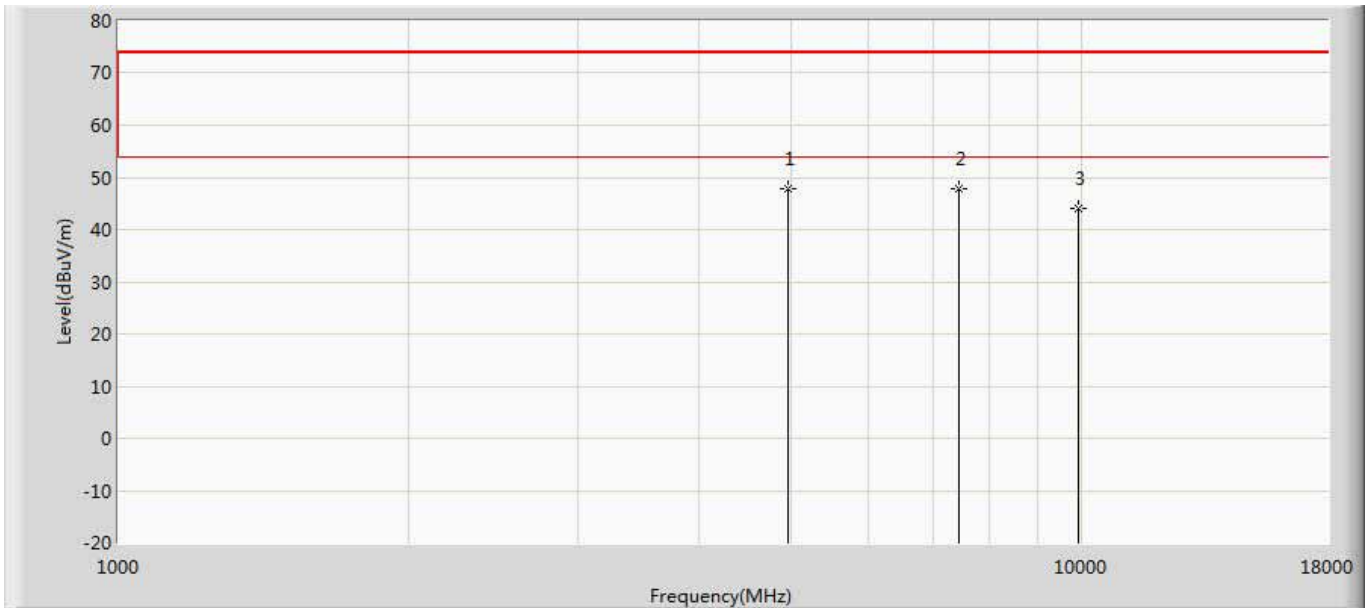
No	Mark	Frequency (MHz)	Measure Level (dBuV/m)	Reading Level (dBuV)	Over Limit (dB)	Limit (dBuV/m)	Factor (dB)	Type
1	*	4884.500	48.059	49.417	-25.941	74.000	-1.358	PK
2		7315.500	46.787	44.942	-27.213	74.000	1.845	PK
3		9760.000	44.071	38.259	-29.929	74.000	5.812	PK

Engineer: YULIU	
Site: AC5	Time: 2019/04/10 - 21:21
Limit: FCC_Part15.209_RE(3m)	Margin: 0
Probe: Horn_3117_00167055(1-18GHz)	Polarity: Vertical
EUT:LED LAMP	Power: AC 120V/60Hz
Note: Mode 4:Transmit at 2480Mhz by Coding500	



No	Mark	Frequency (MHz)	Measure Level (dBuV/m)	Reading Level (dBuV)	Over Limit (dB)	Limit (dBuV/m)	Factor (dB)	Type
1		4961.000	44.663	45.819	-29.337	74.000	-1.156	PK
2	*	7443.000	45.516	43.027	-28.484	74.000	2.489	PK
3		9920.000	43.438	38.184	-30.562	74.000	5.253	PK

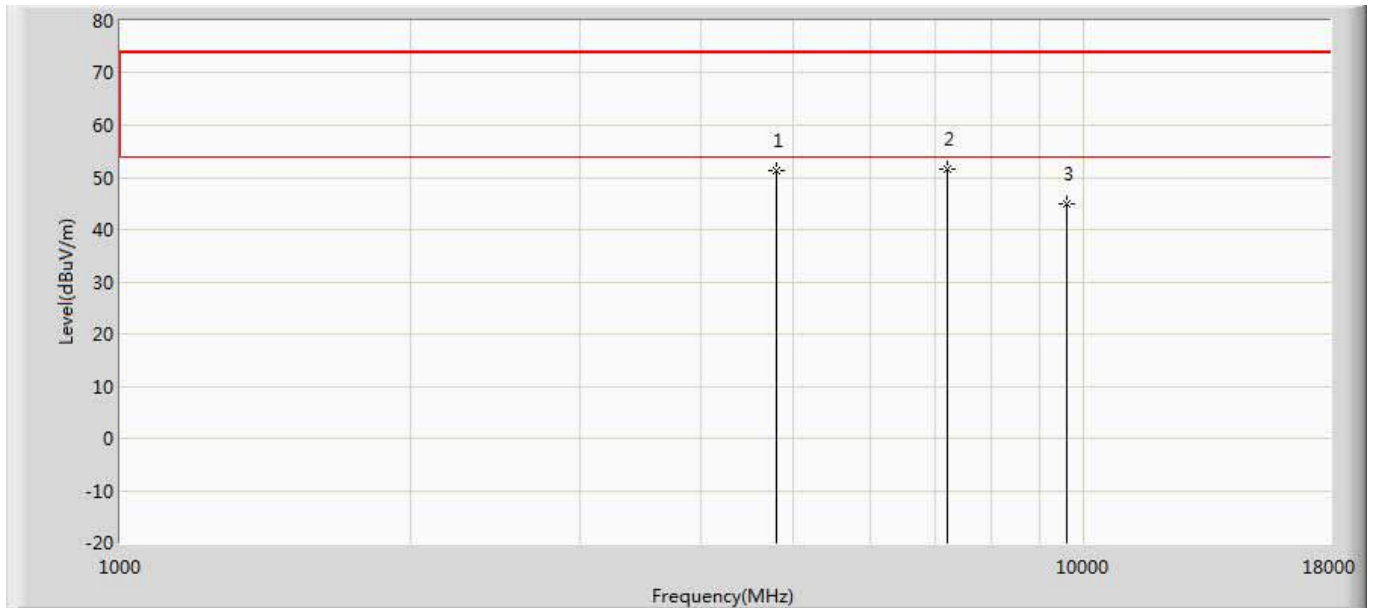
Engineer: YULIU	
Site: AC5	Time: 2019/04/10 - 21:21
Limit: FCC_Part15.209_RE(3m)	Margin: 0
Probe: Horn_3117_00167055(1-18GHz)	Polarity: Horizontal
EUT:LED LAMP	Power: AC 120V/60Hz
Note: Mode 4:Transmit at 2480Mhz by Coding500	



No	Mark	Frequency (MHz)	Measure Level (dBuV/m)	Reading Level (dBuV)	Over Limit (dB)	Limit (dBuV/m)	Factor (dB)	Type
1		4961.000	47.849	49.005	-26.151	74.000	-1.156	PK
2	*	7443.000	47.850	45.361	-26.150	74.000	2.489	PK
3		9920.000	44.154	38.900	-29.846	74.000	5.253	PK

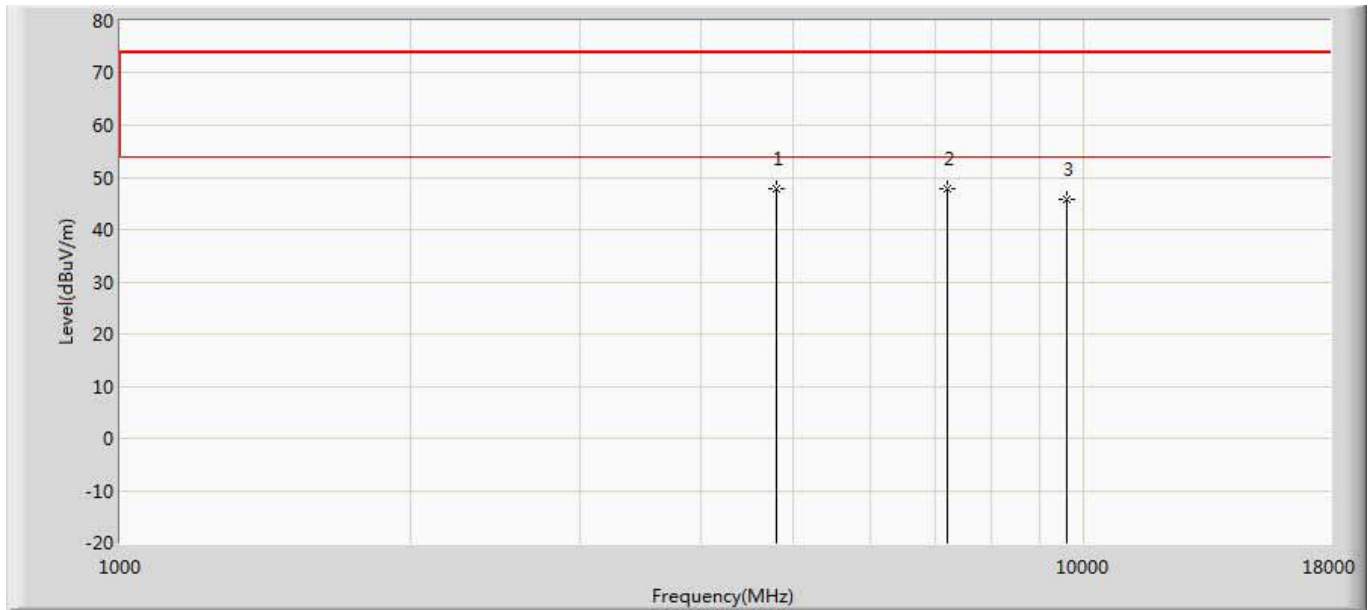
Kdx:

Engineer: YULIU	
Site: AC5	Time: 2019/04/12 - 14:22
Limit: FCC_Part15.209_RE(3m)	Margin: 0
Probe: Horn_3117_00167055(1-18GHz)	Polarity: Vertical
EUT:LED LAMP	Power: AC 120V/60Hz
Note: Mode1:Transmit at 2402MHz by BLE	



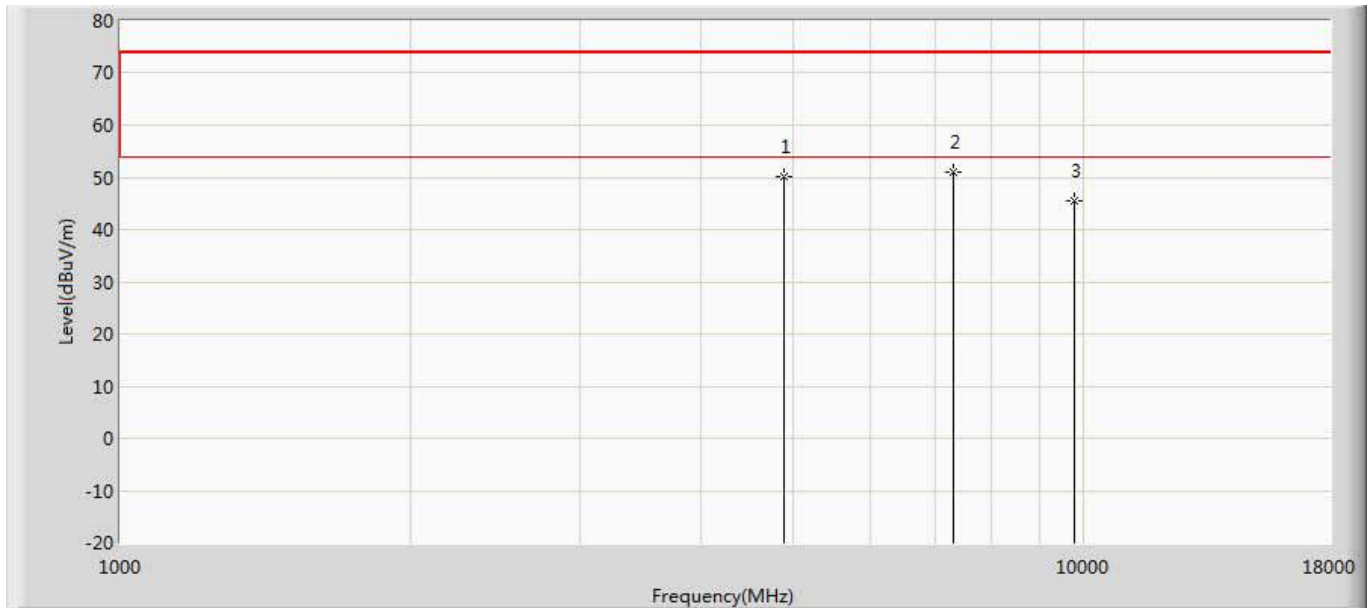
No	Mark	Frequency (MHz)	Measure Level (dBuV/m)	Reading Level (dBuV)	Over Limit (dB)	Limit (dBuV/m)	Factor (dB)	Type
1		4799.500	51.362	49.585	-22.638	74.000	1.777	PK
2	*	7205.000	51.528	46.275	-22.472	74.000	5.253	PK
3		9608.000	45.070	38.201	-28.930	74.000	6.869	PK

Engineer: YULIU	
Site: AC5	Time: 2019/04/12 - 14:22
Limit: FCC_Part15.209_RE(3m)	Margin: 0
Probe: Horn_3117_00167055(1-18GHz)	Polarity: Horizontal
EUT:LED LAMP	Power: AC 120V/60Hz
Note: Mode1:Transmit at 2402MHz by BLE	



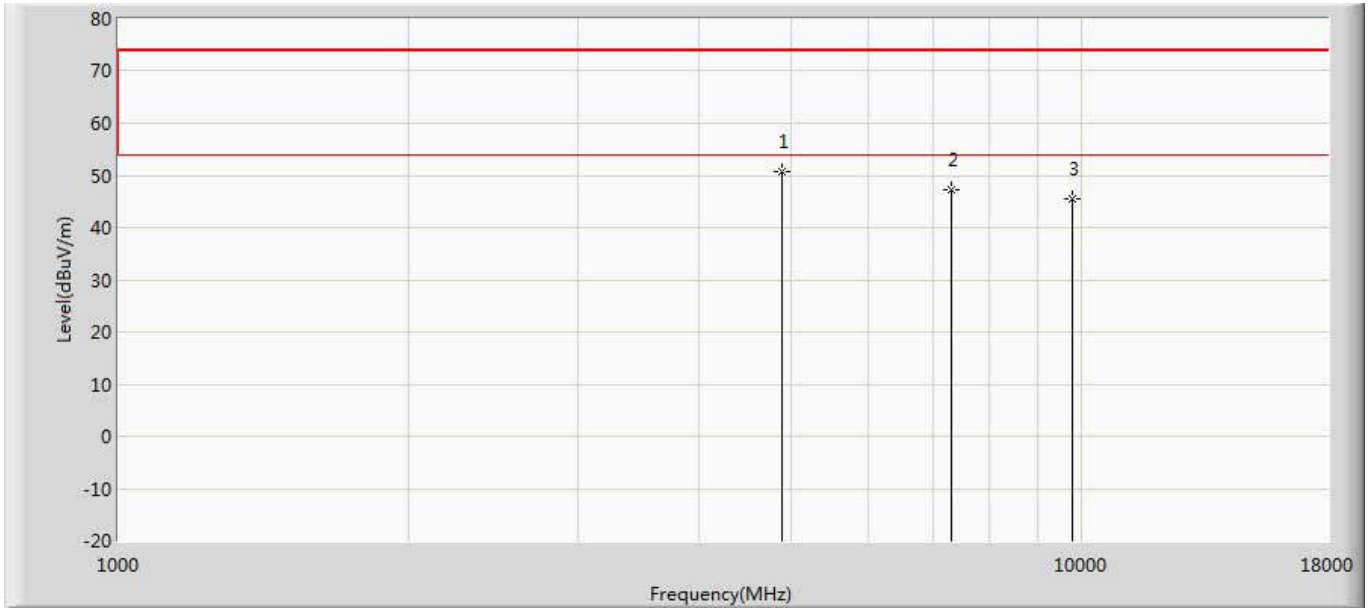
No	Mark	Frequency (MHz)	Measure Level (dBuV/m)	Reading Level (dBuV)	Over Limit (dB)	Limit (dBuV/m)	Factor (dB)	Type
1	*	4804.000	47.881	46.140	-26.119	74.000	1.741	PK
2		7206.000	47.816	42.561	-26.184	74.000	5.255	PK
3		9608.000	45.687	38.818	-28.313	74.000	6.869	PK

Engineer: YULIU	
Site: AC5	Time: 2019/04/12 - 14:22
Limit: FCC_Part15.209_RE(3m)	Margin: 0
Probe: Horn_3117_00167055(1-18GHz)	Polarity: Vertical
EUT:LED LAMP	Power: AC 120V/60Hz
Note: Mode1:Transmit at 2440MHz by BLE	



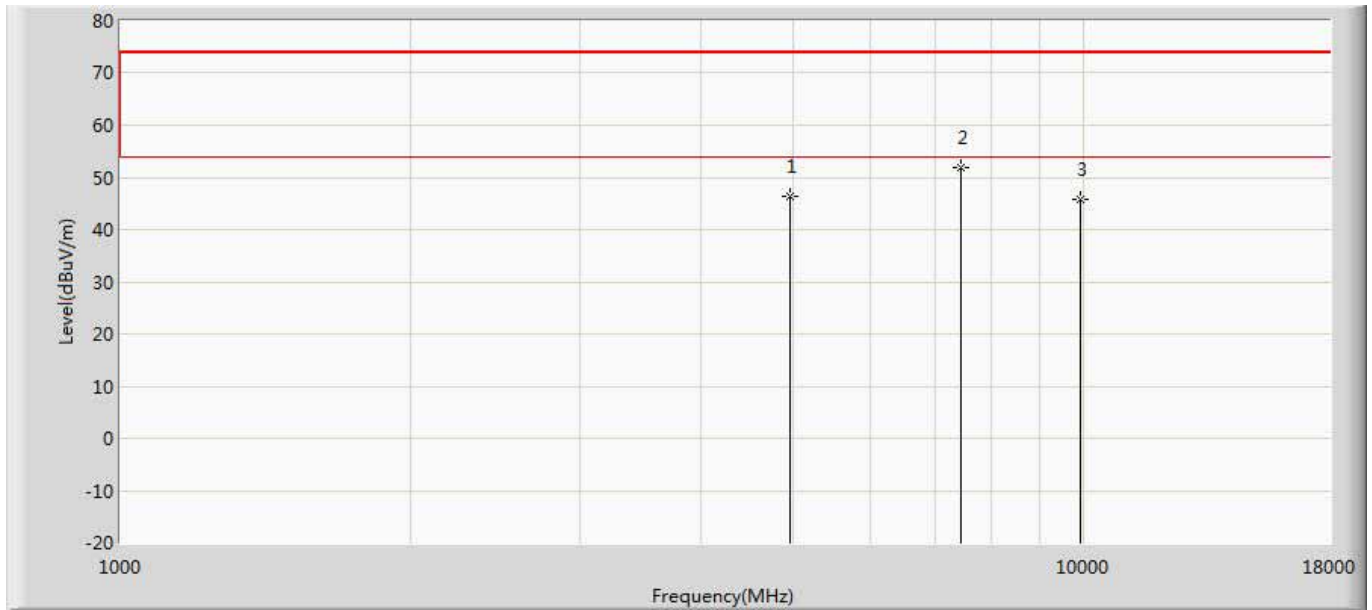
No	Mark	Frequency (MHz)	Measure Level (dBuV/m)	Reading Level (dBuV)	Over Limit (dB)	Limit (dBuV/m)	Factor (dB)	Type
1		4876.000	50.272	48.394	-23.728	74.000	1.878	PK
2	*	7324.000	50.930	45.335	-23.070	74.000	5.595	PK
3		9760.000	45.644	38.525	-28.356	74.000	7.120	PK

Engineer: YULIU	
Site: AC5	Time: 2019/04/12 - 14:22
Limit: FCC_Part15.209_RE(3m)	Margin: 0
Probe: Horn_3117_00167055(1-18GHz)	Polarity: Horizontal
EUT:LED LAMP	Power: AC 120V/60Hz
Note: Mode1:Transmit at 2440MHz by BLE	



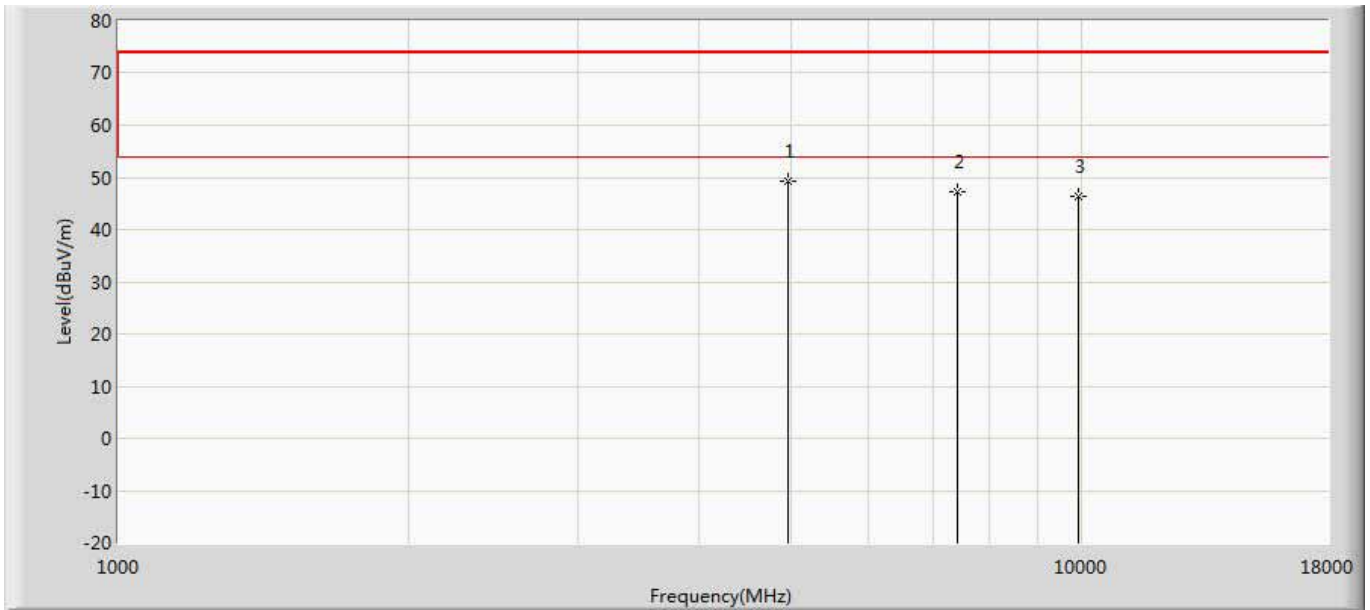
No	Mark	Frequency (MHz)	Measure Level (dBuV/m)	Reading Level (dBuV)	Over Limit (dB)	Limit (dBuV/m)	Factor (dB)	Type
1	*	4884.500	50.710	48.881	-23.290	74.000	1.829	PK
2		7320.000	47.199	41.657	-26.801	74.000	5.542	PK
3		9760.000	45.609	38.490	-28.391	74.000	7.120	PK

Engineer: YULIU	
Site: AC5	Time: 2019/04/12 - 14:22
Limit: FCC_Part15.209_RE(3m)	Margin: 0
Probe: Horn_3117_00167055(1-18GHz)	Polarity: Vertical
EUT:LED LAMP	Power: AC 120V/60Hz
Note: Mode1:Transmit at 2480MHz by BLE	



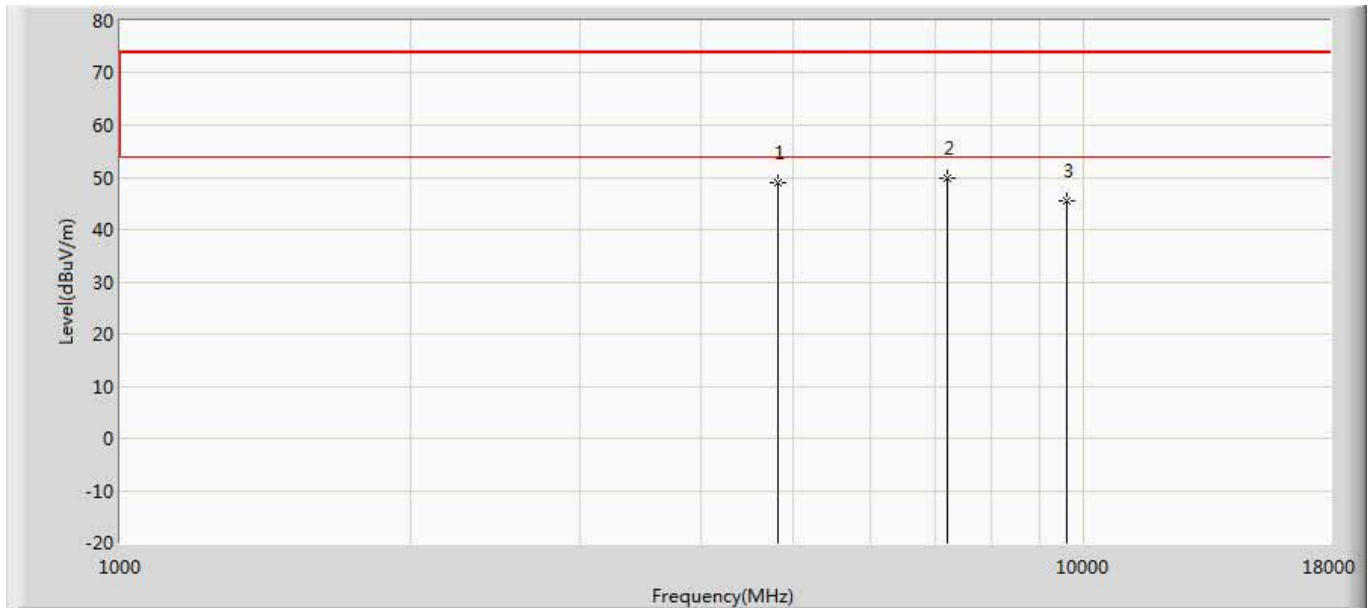
No	Mark	Frequency (MHz)	Measure Level (dBuV/m)	Reading Level (dBuV)	Over Limit (dB)	Limit (dBuV/m)	Factor (dB)	Type
1		4960.000	46.421	44.440	-27.579	74.000	1.981	PK
2	*	7443.000	51.922	46.592	-22.078	74.000	5.330	PK
3		9920.000	45.888	38.799	-28.112	74.000	7.088	PK

Engineer: YULIU	
Site: AC5	Time: 2019/04/12 - 14:22
Limit: FCC_Part15.209_RE(3m)	Margin: 0
Probe: Horn_3117_00167055(1-18GHz)	Polarity: Horizontal
EUT:LED LAMP	Power: AC 120V/60Hz
Note: Mode1:Transmit at 2480MHz by BLE	



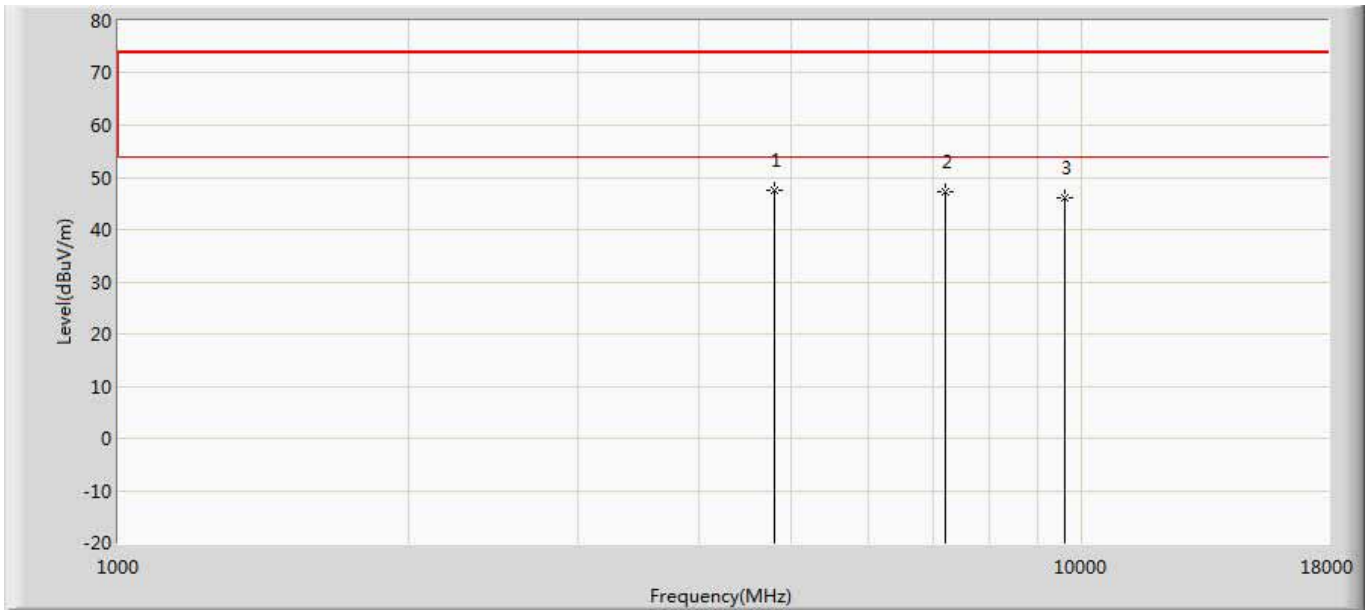
No	Mark	Frequency (MHz)	Measure Level (dBuV/m)	Reading Level (dBuV)	Over Limit (dB)	Limit (dBuV/m)	Factor (dB)	Type
1	*	4961.000	49.180	47.191	-24.820	74.000	1.989	PK
2		7440.000	47.310	41.969	-26.690	74.000	5.341	PK
3		9920.000	46.242	39.153	-27.758	74.000	7.088	PK

Engineer: YULIU	
Site: AC5	Time: 2019/04/12 - 14:22
Limit: FCC_Part15.209_RE(3m)	Margin: 0
Probe: Horn_3117_00167055(1-18GHz)	Polarity: Vertical
EUT:LED LAMP	Power: AC 120V/60Hz
Note: Mode 2:Transmit at 2402MHz by 2LE	



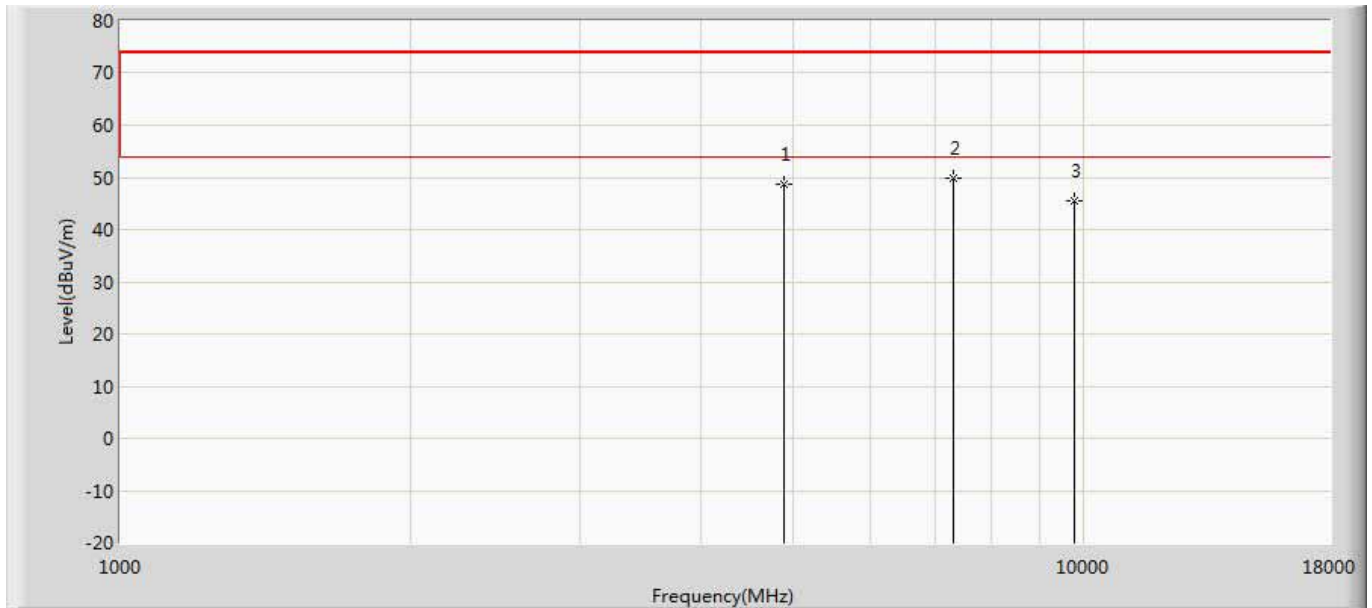
No	Mark	Frequency (MHz)	Measure Level (dBuV/m)	Reading Level (dBuV)	Over Limit (dB)	Limit (dBuV/m)	Factor (dB)	Type
1		4808.000	49.006	47.297	-24.994	74.000	1.709	PK
2	*	7205.000	49.819	44.566	-24.181	74.000	5.253	PK
3		9608.000	45.382	38.513	-28.618	74.000	6.869	PK

Engineer: YULIU	
Site: AC5	Time: 2019/04/12 - 14:22
Limit: FCC_Part15.209_RE(3m)	Margin: 0
Probe: Horn_3117_00167055(1-18GHz)	Polarity: Horizontal
EUT:LED LAMP	Power: AC 120V/60Hz
Note: Mode 2:Transmit at 2402MHz by 2LE	



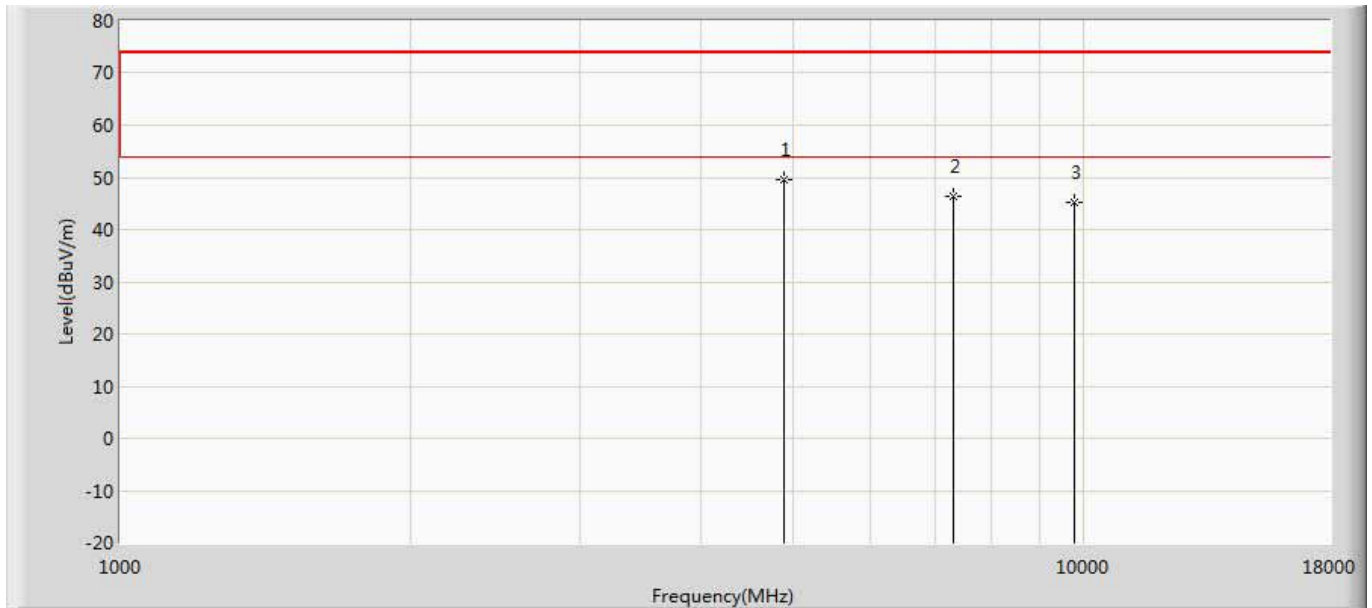
No	Mark	Frequency (MHz)	Measure Level (dBuV/m)	Reading Level (dBuV)	Over Limit (dB)	Limit (dBuV/m)	Factor (dB)	Type
1	*	4804.000	47.561	45.820	-26.439	74.000	1.741	PK
2		7206.000	47.339	42.084	-26.661	74.000	5.255	PK
3		9608.000	46.038	39.169	-27.962	74.000	6.869	PK

Engineer: YULIU	
Site: AC5	Time: 2019/04/12 - 14:22
Limit: FCC_Part15.209_RE(3m)	Margin: 0
Probe: Horn_3117_00167055(1-18GHz)	Polarity: Vertical
EUT:LED LAMP	Power: AC 120V/60Hz
Note: Mode 2:Transmit at 2440MHz by 2LE	



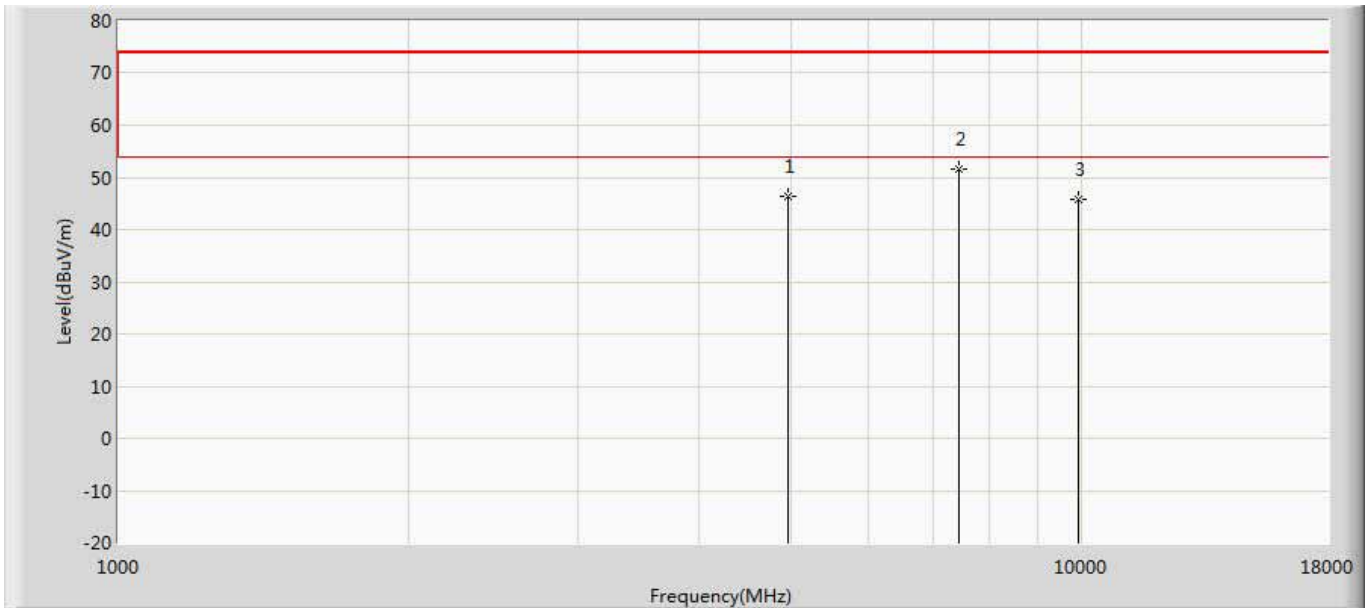
No	Mark	Frequency (MHz)	Measure Level (dBuV/m)	Reading Level (dBuV)	Over Limit (dB)	Limit (dBuV/m)	Factor (dB)	Type
1		4876.000	48.627	46.749	-25.373	74.000	1.878	PK
2	*	7315.500	49.987	44.505	-24.013	74.000	5.482	PK
3		9760.000	45.382	38.263	-28.618	74.000	7.120	PK

Engineer: YULIU	
Site: AC5	Time: 2019/04/12 - 14:23
Limit: FCC_Part15.209_RE(3m)	Margin: 0
Probe: Horn_3117_00167055(1-18GHz)	Polarity: Horizontal
EUT:LED LAMP	Power: AC 120V/60Hz
Note: Mode 2:Transmit at 2440MHz by 2LE	



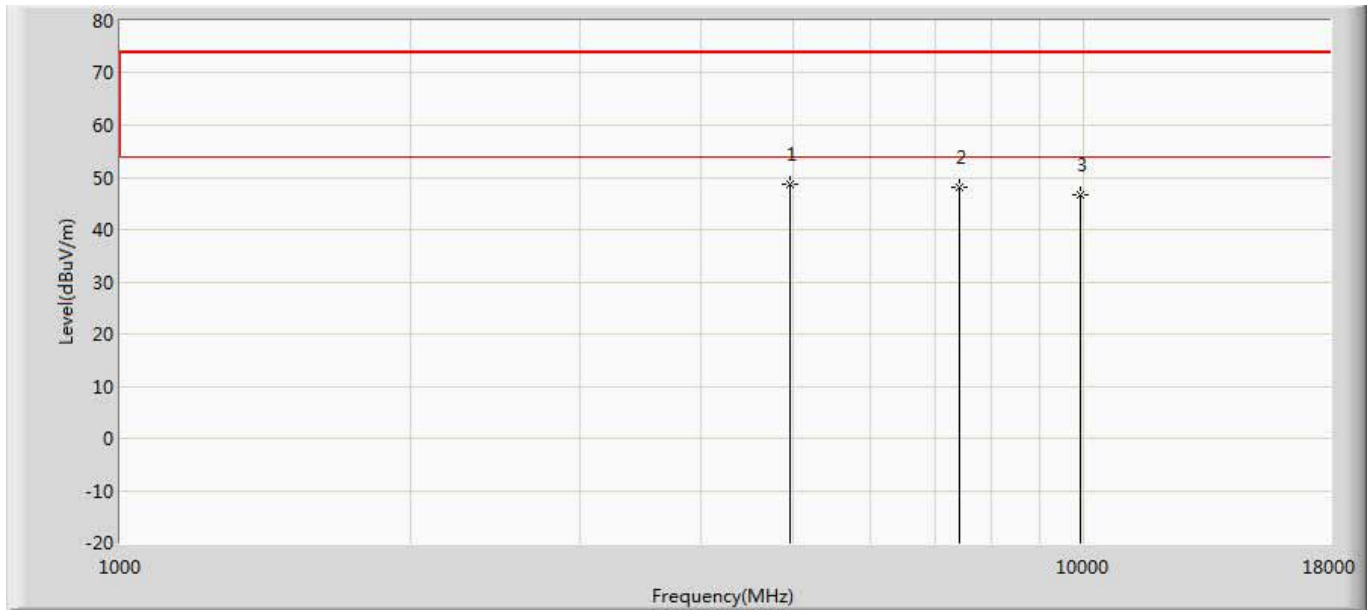
No	Mark	Frequency (MHz)	Measure Level (dBuV/m)	Reading Level (dBuV)	Over Limit (dB)	Limit (dBuV/m)	Factor (dB)	Type
1	*	4876.000	49.699	47.821	-24.301	74.000	1.878	PK
2		7320.000	46.325	40.783	-27.675	74.000	5.542	PK
3		9760.000	45.271	38.152	-28.729	74.000	7.120	PK

Engineer: YULIU	
Site: AC5	Time: 2019/04/12 - 14:23
Limit: FCC_Part15.209_RE(3m)	Margin: 0
Probe: Horn_3117_00167055(1-18GHz)	Polarity: Vertical
EUT:LED LAMP	Power: AC 120V/60Hz
Note: Mode 2:Transmit at 2480MHz by 2LE	



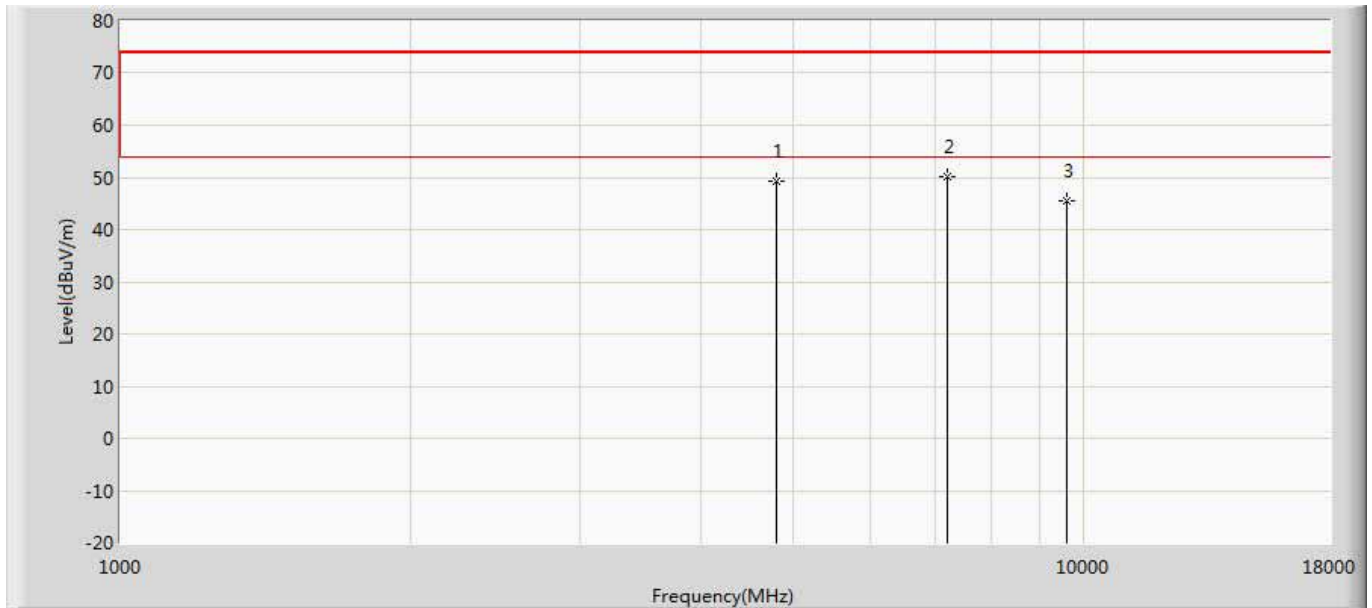
No	Mark	Frequency (MHz)	Measure Level (dBuV/m)	Reading Level (dBuV)	Over Limit (dB)	Limit (dBuV/m)	Factor (dB)	Type
1		4960.000	46.362	44.381	-27.638	74.000	1.981	PK
2	*	7443.000	51.674	46.344	-22.326	74.000	5.330	PK
3		9920.000	45.709	38.620	-28.291	74.000	7.088	PK

Engineer: YULIU	
Site: AC5	Time: 2019/04/12 - 14:23
Limit: FCC_Part15.209_RE(3m)	Margin: 0
Probe: Horn_3117_00167055(1-18GHz)	Polarity: Horizontal
EUT:LED LAMP	Power: AC 120V/60Hz
Note: Mode 2:Transmit at 2480MHz by 2LE	



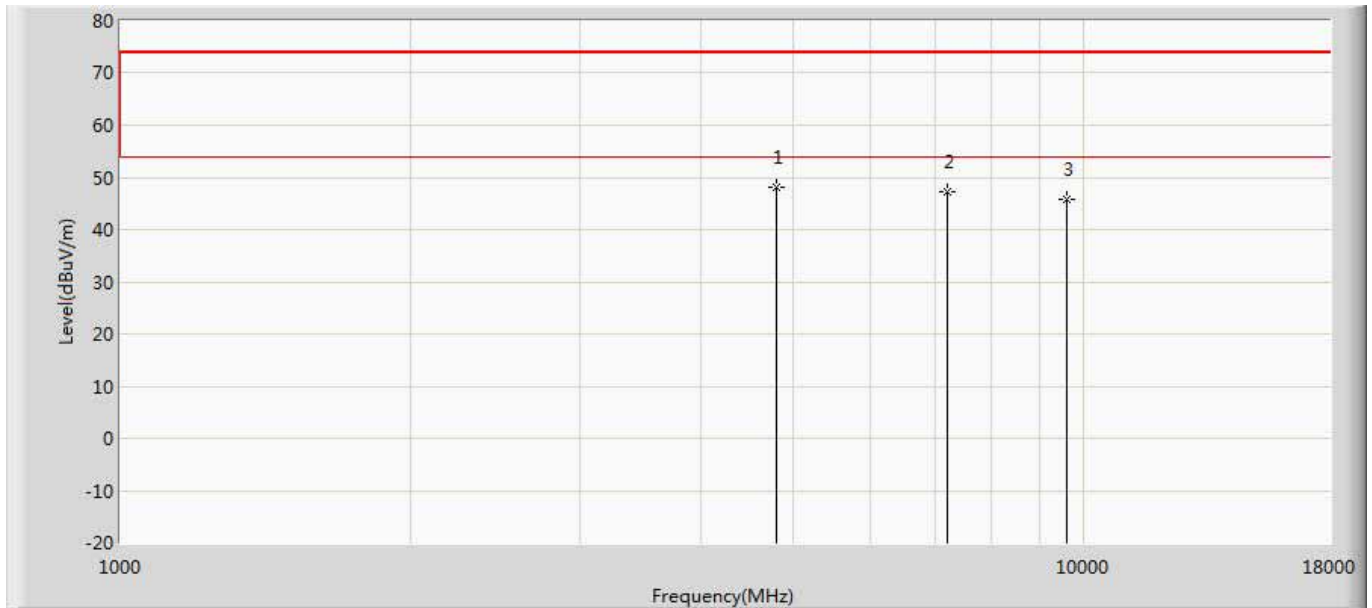
No	Mark	Frequency (MHz)	Measure Level (dBuV/m)	Reading Level (dBuV)	Over Limit (dB)	Limit (dBuV/m)	Factor (dB)	Type
1	*	4961.000	48.739	46.750	-25.261	74.000	1.989	PK
2		7440.000	48.133	42.792	-25.867	74.000	5.341	PK
3		9920.000	46.629	39.540	-27.371	74.000	7.088	PK

Engineer: YULIU	
Site: AC5	Time: 2019/04/12 - 14:23
Limit: FCC_Part15.209_RE(3m)	Margin: 0
Probe: Horn_3117_00167055(1-18GHz)	Polarity: Vertical
EUT:LED LAMP	Power: AC 120V/60Hz
Note: Mode 3:Transmit at 2402MHz by Coding125	



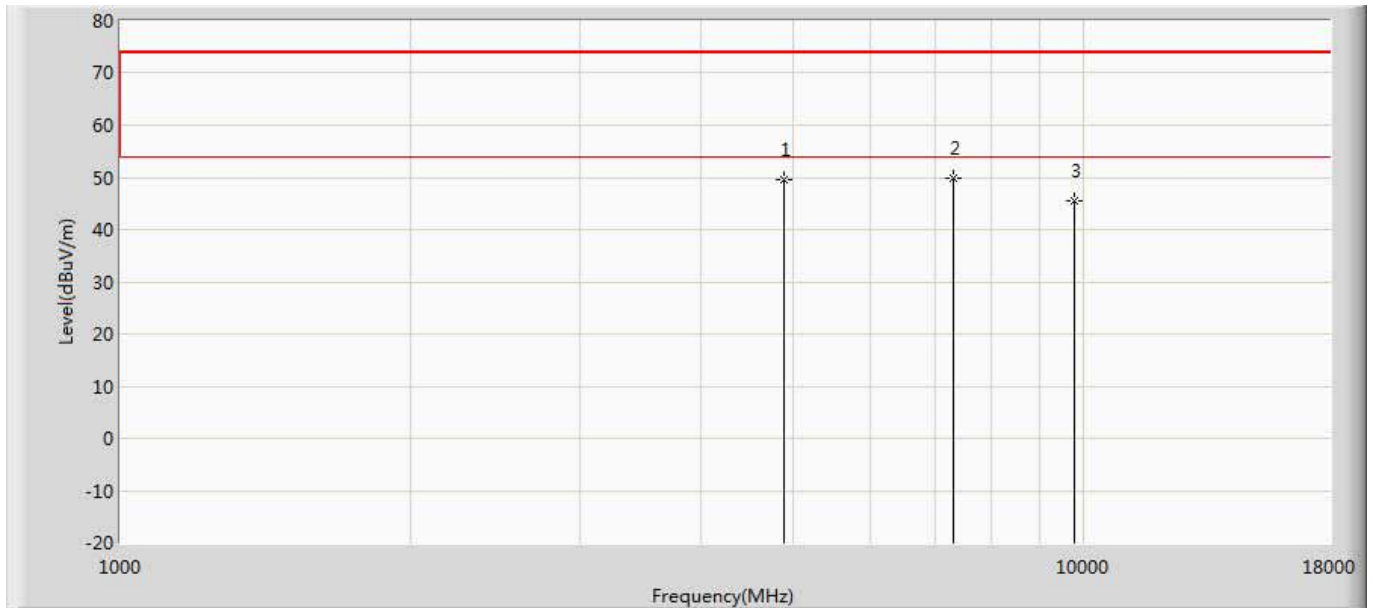
No	Mark	Frequency (MHz)	Measure Level (dBuV/m)	Reading Level (dBuV)	Over Limit (dB)	Limit (dBuV/m)	Factor (dB)	Type
1		4799.500	49.368	47.591	-24.632	74.000	1.777	PK
2	*	7205.000	50.010	44.757	-23.990	74.000	5.253	PK
3		9608.000	45.539	38.670	-28.461	74.000	6.869	PK

Engineer: YULIU	
Site: AC5	Time: 2019/04/12 - 14:23
Limit: FCC_Part15.209_RE(3m)	Margin: 0
Probe: Horn_3117_00167055(1-18GHz)	Polarity: Horizontal
EUT:LED LAMP	Power: AC 120V/60Hz
Note: Mode 3:Transmit at 2402MHz by Coding125	



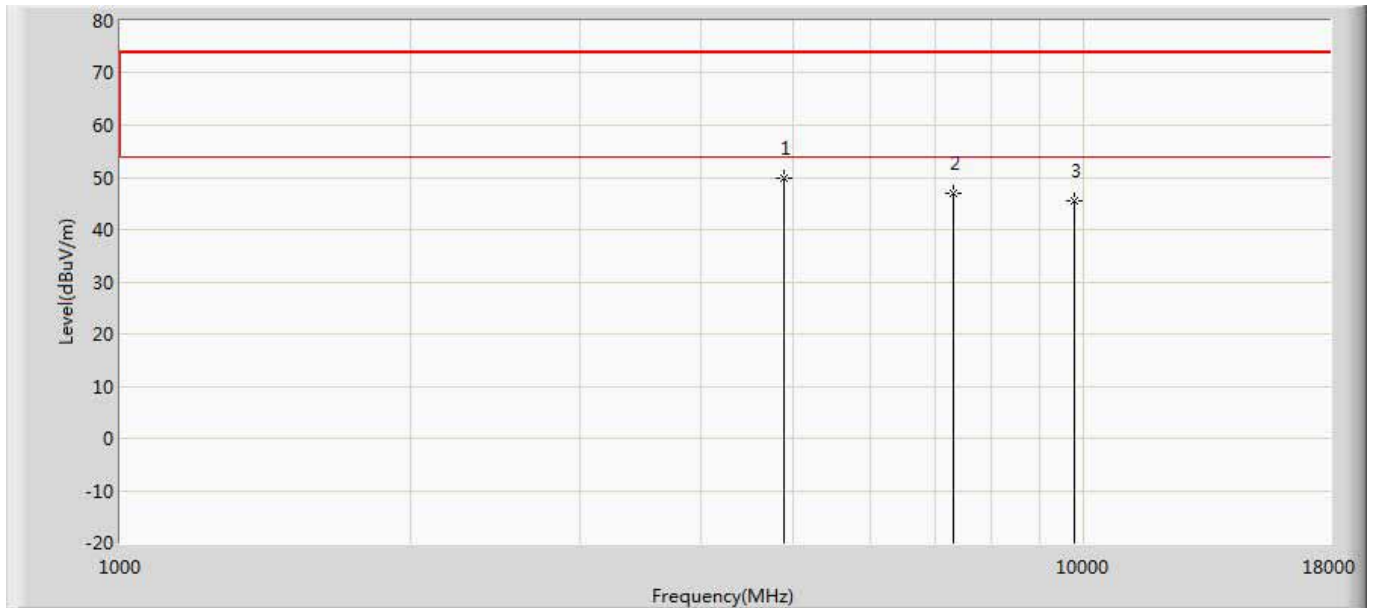
No	Mark	Frequency (MHz)	Measure Level (dBuV/m)	Reading Level (dBuV)	Over Limit (dB)	Limit (dBuV/m)	Factor (dB)	Type
1	*	4804.000	47.998	46.257	-26.002	74.000	1.741	PK
2		7206.000	47.370	42.115	-26.630	74.000	5.255	PK
3		9608.000	45.666	38.797	-28.334	74.000	6.869	PK

Engineer: YULIU	
Site: AC5	Time: 2019/04/12 - 14:23
Limit: FCC_Part15.209_RE(3m)	Margin: 0
Probe: Horn_3117_00167055(1-18GHz)	Polarity: Vertical
EUT:LED LAMP	Power: AC 120V/60Hz
Note: Mode 3:Transmit at 2440MHz by Coding125	



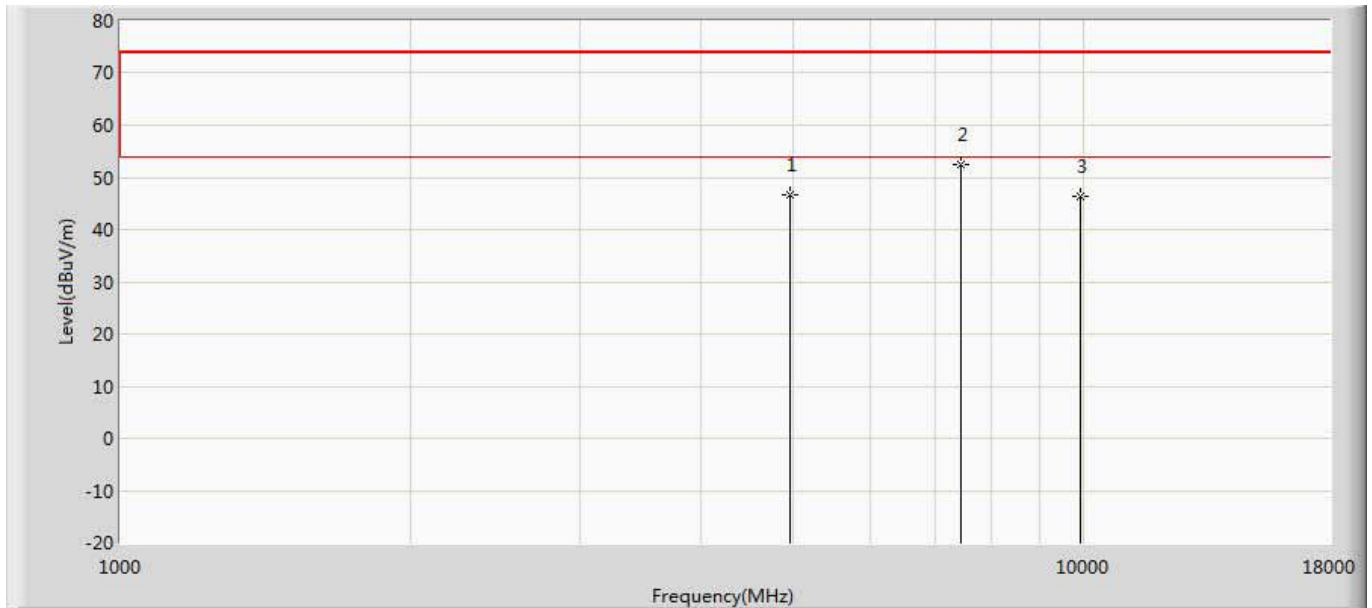
No	Mark	Frequency (MHz)	Measure Level (dBuV/m)	Reading Level (dBuV)	Over Limit (dB)	Limit (dBuV/m)	Factor (dB)	Type
1		4884.500	49.628	47.799	-24.372	74.000	1.829	PK
2	*	7315.500	49.834	44.352	-24.166	74.000	5.482	PK
3		9760.000	45.412	38.293	-28.588	74.000	7.120	PK

Engineer: YULIU	
Site: AC5	Time: 2019/04/12 - 14:23
Limit: FCC_Part15.209_RE(3m)	Margin: 0
Probe: Horn_3117_00167055(1-18GHz)	Polarity: Horizontal
EUT:LED LAMP	Power: AC 120V/60Hz
Note: Mode 3:Transmit at 2440MHz by Coding125	



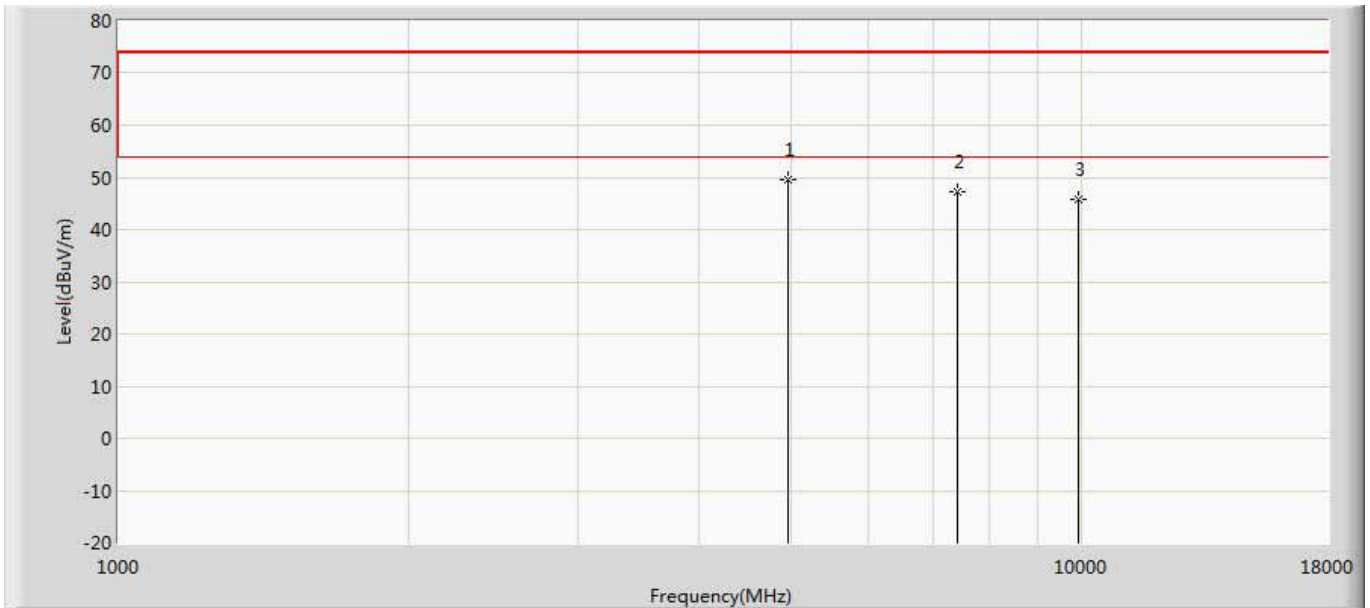
No	Mark	Frequency (MHz)	Measure Level (dBuV/m)	Reading Level (dBuV)	Over Limit (dB)	Limit (dBuV/m)	Factor (dB)	Type
1	*	4876.000	49.766	47.888	-24.234	74.000	1.878	PK
2		7320.000	47.066	41.524	-26.934	74.000	5.542	PK
3		9760.000	45.521	38.402	-28.479	74.000	7.120	PK

Engineer: YULIU	
Site: AC5	Time: 2019/04/12 - 14:23
Limit: FCC_Part15.209_RE(3m)	Margin: 0
Probe: Horn_3117_00167055(1-18GHz)	Polarity: Vertical
EUT:LED LAMP	Power: AC 120V/60Hz
Note: Mode 3:Transmit at 2480MHz by Coding125	



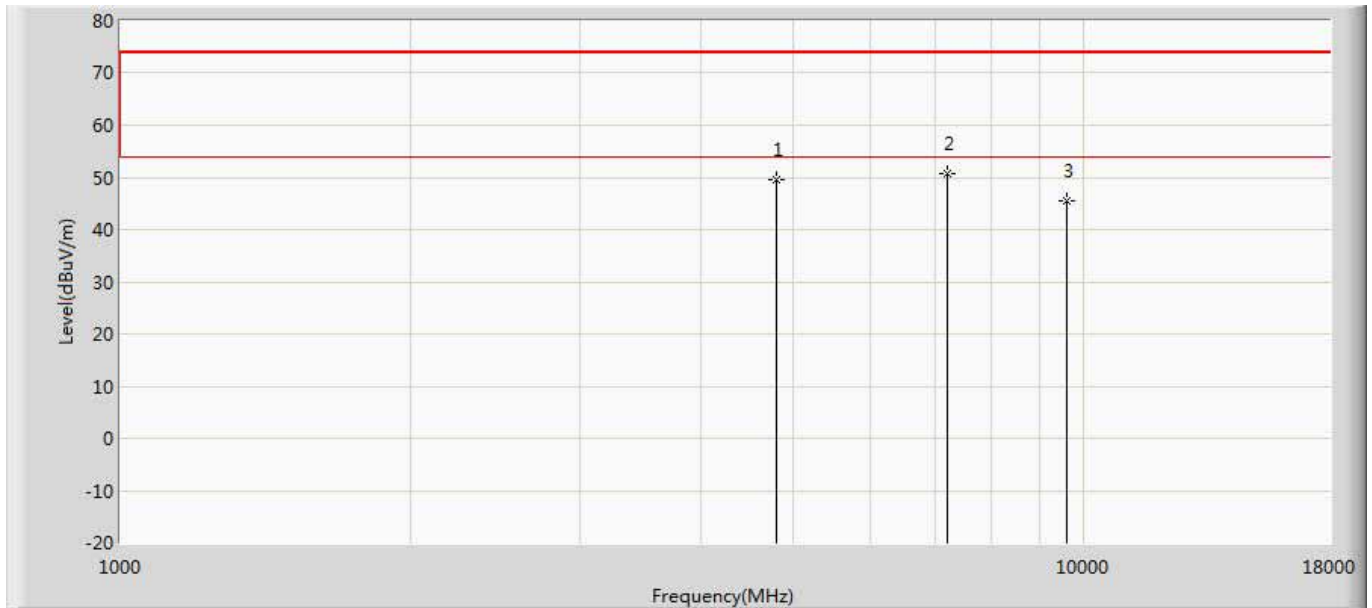
No	Mark	Frequency (MHz)	Measure Level (dBuV/m)	Reading Level (dBuV)	Over Limit (dB)	Limit (dBuV/m)	Factor (dB)	Type
1		4960.000	46.811	44.830	-27.189	74.000	1.981	PK
2	*	7443.000	52.524	47.194	-21.476	74.000	5.330	PK
3		9920.000	46.298	39.209	-27.702	74.000	7.088	PK

Engineer: YULIU	
Site: AC5	Time: 2019/04/12 - 14:23
Limit: FCC_Part15.209_RE(3m)	Margin: 0
Probe: Horn_3117_00167055(1-18GHz)	Polarity: Horizontal
EUT:LED LAMP	Power: AC 120V/60Hz
Note: Mode 3:Transmit at 2480MHz by Coding125	



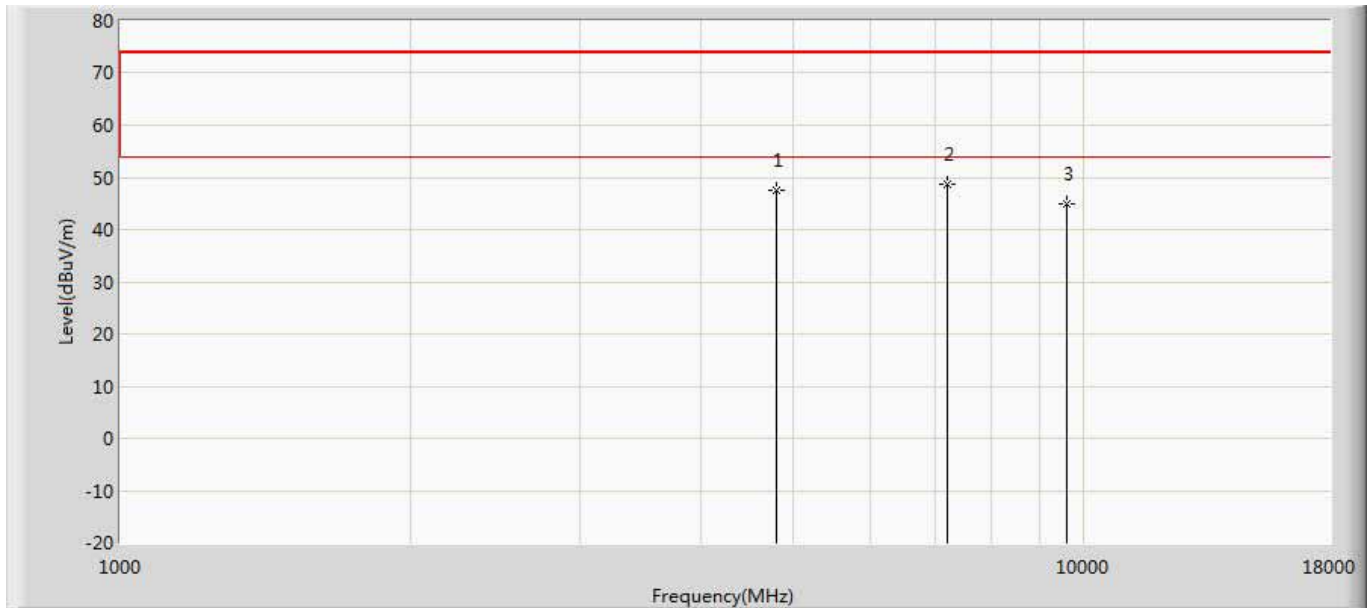
No	Mark	Frequency (MHz)	Measure Level (dBuV/m)	Reading Level (dBuV)	Over Limit (dB)	Limit (dBuV/m)	Factor (dB)	Type
1	*	4961.000	49.429	47.440	-24.571	74.000	1.989	PK
2		7440.000	47.278	41.937	-26.722	74.000	5.341	PK
3		9920.000	45.790	38.701	-28.210	74.000	7.088	PK

Engineer: YULIU	
Site: AC5	Time: 2019/04/12 - 14:23
Limit: FCC_Part15.209_RE(3m)	Margin: 0
Probe: Horn_3117_00167055(1-18GHz)	Polarity: Vertical
EUT:LED LAMP	Power: AC 120V/60Hz
Note: Mode 4:Transmit at 2402MHz by Coding500	



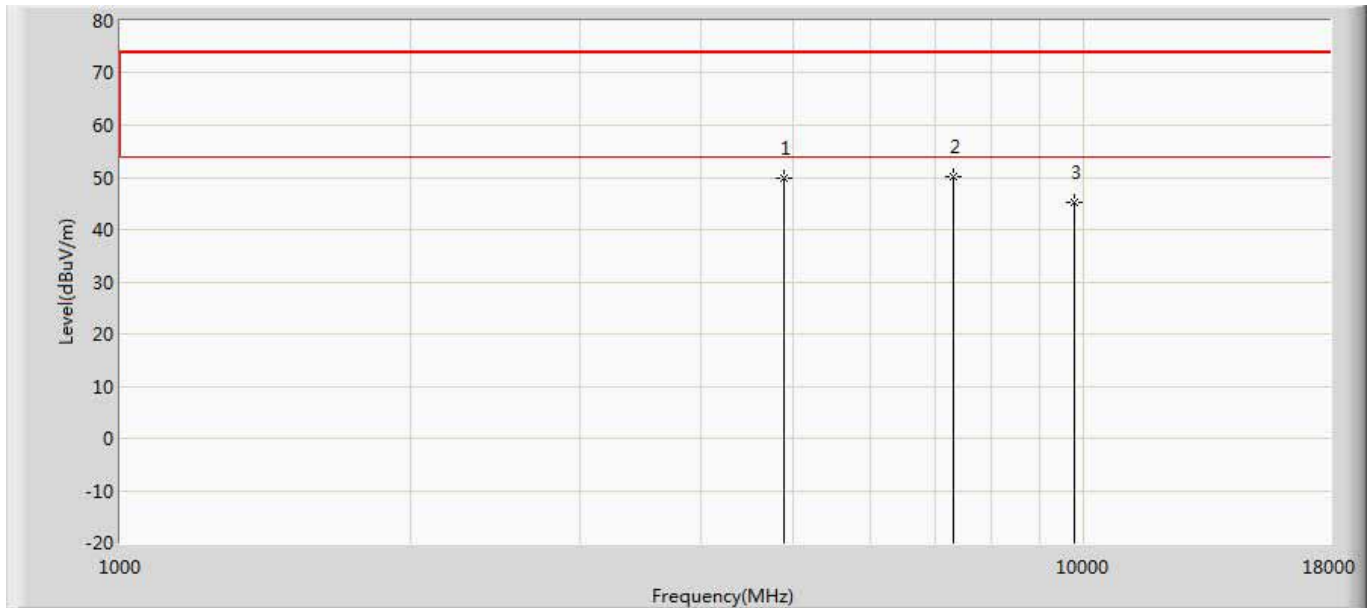
No	Mark	Frequency (MHz)	Measure Level (dBuV/m)	Reading Level (dBuV)	Over Limit (dB)	Limit (dBuV/m)	Factor (dB)	Type
1		4799.500	49.545	47.768	-24.455	74.000	1.777	PK
2	*	7205.000	50.665	45.412	-23.335	74.000	5.253	PK
3		9608.000	45.499	38.630	-28.501	74.000	6.869	PK

Engineer: YULIU	
Site: AC5	Time: 2019/04/12 - 14:23
Limit: FCC_Part15.209_RE(3m)	Margin: 0
Probe: Horn_3117_00167055(1-18GHz)	Polarity: Horizontal
EUT:LED LAMP	Power: AC 120V/60Hz
Note: Mode 4:Transmit at 2402MHz by Coding500	



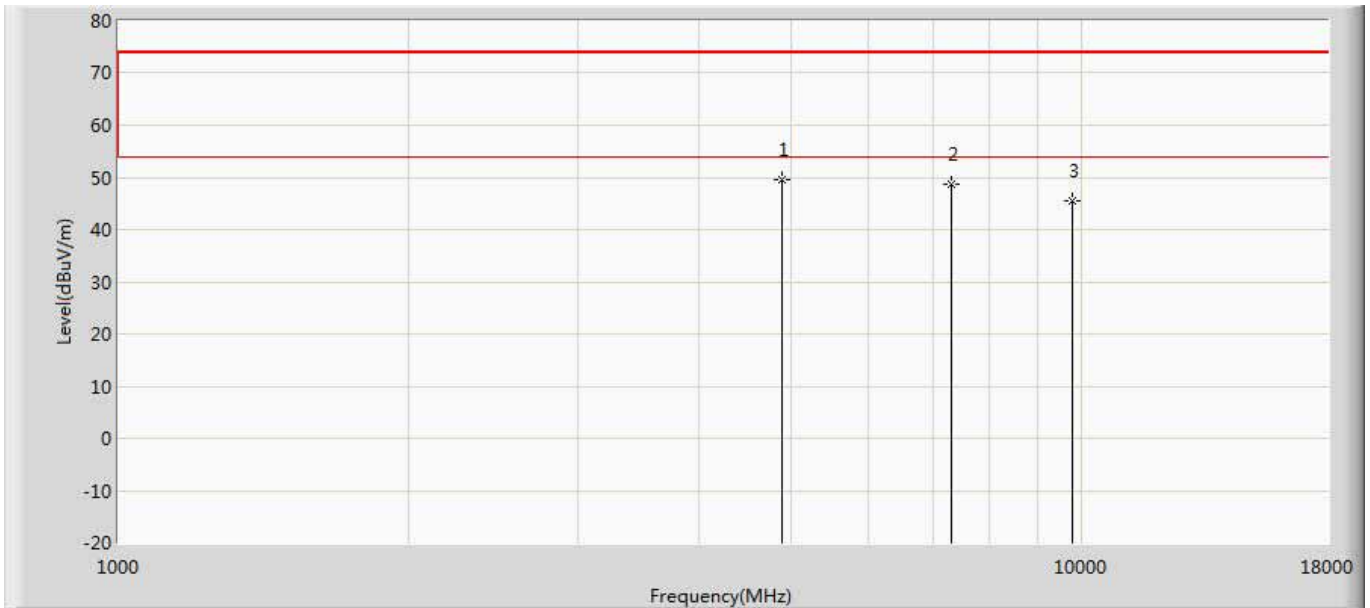
No	Mark	Frequency (MHz)	Measure Level (dBuV/m)	Reading Level (dBuV)	Over Limit (dB)	Limit (dBuV/m)	Factor (dB)	Type
1		4804.000	47.648	45.907	-26.352	74.000	1.741	PK
2	*	7206.000	48.585	43.330	-25.415	74.000	5.255	PK
3		9608.000	44.814	37.945	-29.186	74.000	6.869	PK

Engineer: YULIU	
Site: AC5	Time: 2019/04/12 - 14:24
Limit: FCC_Part15.209_RE(3m)	Margin: 0
Probe: Horn_3117_00167055(1-18GHz)	Polarity: Vertical
EUT:LED LAMP	Power: AC 120V/60Hz
Note: Mode 4:Transmit at 2440MHz by Coding500	



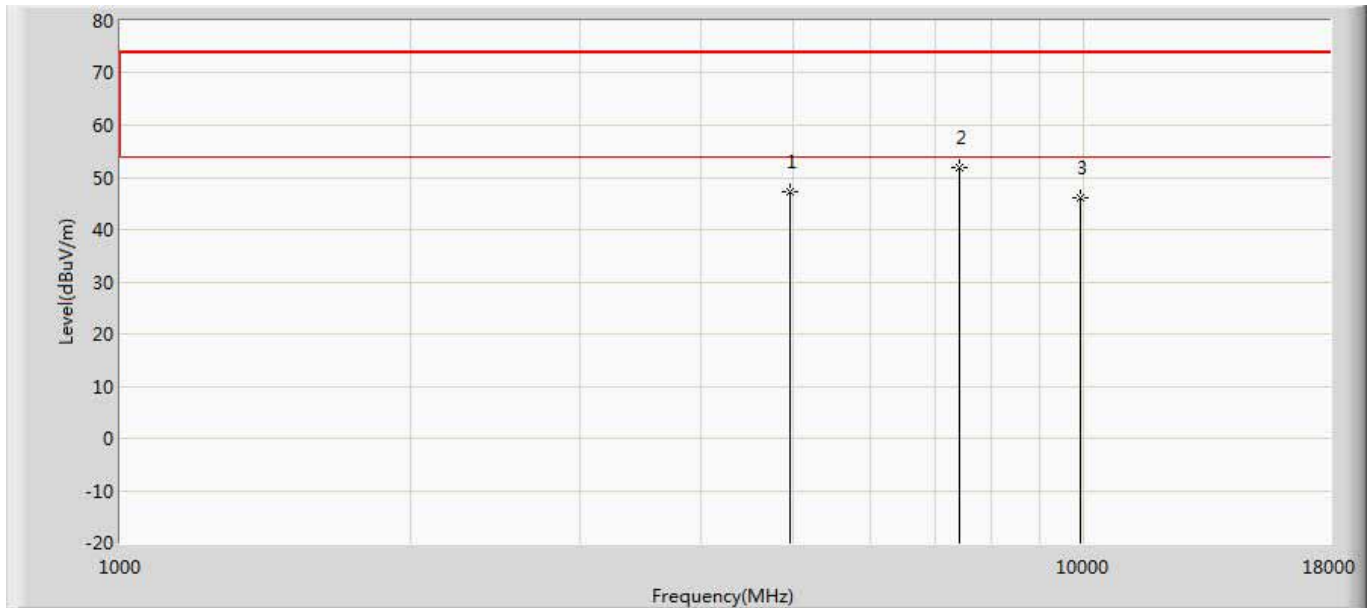
No	Mark	Frequency (MHz)	Measure Level (dBuV/m)	Reading Level (dBuV)	Over Limit (dB)	Limit (dBuV/m)	Factor (dB)	Type
1		4876.000	49.763	47.885	-24.237	74.000	1.878	PK
2	*	7324.000	50.246	44.651	-23.754	74.000	5.595	PK
3		9760.000	45.318	38.199	-28.682	74.000	7.120	PK

Engineer: YULIU	
Site: AC5	Time: 2019/04/12 - 14:24
Limit: FCC_Part15.209_RE(3m)	Margin: 0
Probe: Horn_3117_00167055(1-18GHz)	Polarity: Horizontal
EUT:LED LAMP	Power: AC 120V/60Hz
Note: Mode 4:Transmit at 2440MHz by Coding500	



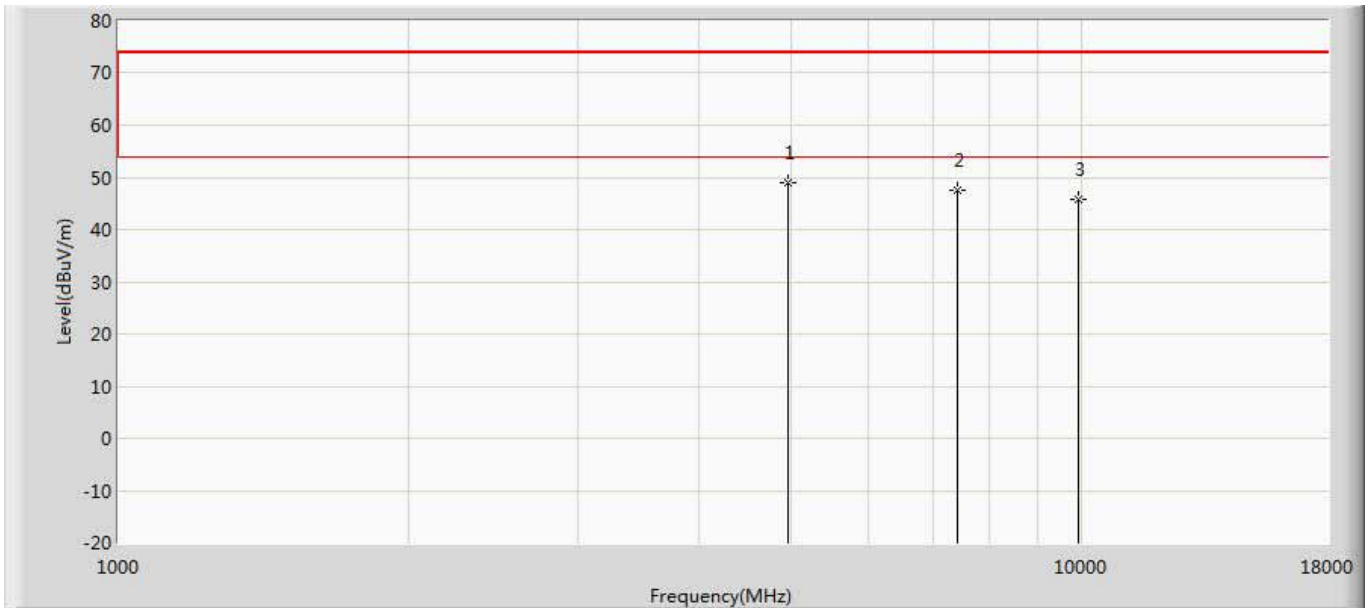
No	Mark	Frequency (MHz)	Measure Level (dBuV/m)	Reading Level (dBuV)	Over Limit (dB)	Limit (dBuV/m)	Factor (dB)	Type
1	*	4876.000	49.629	47.751	-24.371	74.000	1.878	PK
2		7324.000	48.812	43.217	-25.188	74.000	5.595	PK
3		9760.000	45.468	38.349	-28.532	74.000	7.120	PK

Engineer: YULIU	
Site: AC5	Time: 2019/04/12 - 14:24
Limit: FCC_Part15.209_RE(3m)	Margin: 0
Probe: Horn_3117_00167055(1-18GHz)	Polarity: Vertical
EUT:LED LAMP	Power: AC 120V/60Hz
Note: Mode 4:Transmit at 2480MHz by Coding500	



No	Mark	Frequency (MHz)	Measure Level (dBuV/m)	Reading Level (dBuV)	Over Limit (dB)	Limit (dBuV/m)	Factor (dB)	Type
1		4961.000	47.281	45.292	-26.719	74.000	1.989	PK
2	*	7434.500	51.876	46.516	-22.124	74.000	5.360	PK
3		9920.000	45.976	38.887	-28.024	74.000	7.088	PK

Engineer: YULIU	
Site: AC5	Time: 2019/04/12 - 14:24
Limit: FCC_Part15.209_RE(3m)	Margin: 0
Probe: Horn_3117_00167055(1-18GHz)	Polarity: Horizontal
EUT:LED LAMP	Power: AC 120V/60Hz
Note: Mode 4:Transmit at 2480MHz by Coding500	



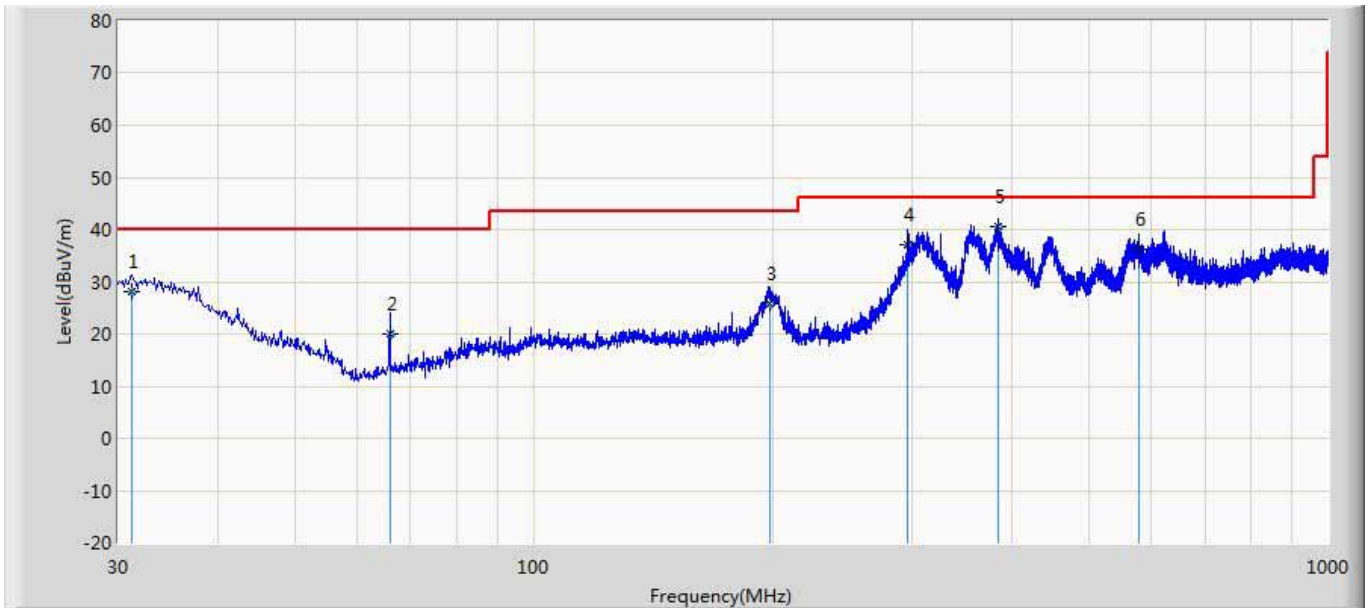
No	Mark	Frequency (MHz)	Measure Level (dBuV/m)	Reading Level (dBuV)	Over Limit (dB)	Limit (dBuV/m)	Factor (dB)	Type
1	*	4961.000	49.091	47.102	-24.909	74.000	1.989	PK
2		7440.000	47.502	42.161	-26.498	74.000	5.341	PK
3		9920.000	45.876	38.787	-28.124	74.000	7.088	PK

Note:

1. Measured Level = Reading Level + Factor.
2. The test frequency range, 9kHz~30MHz, 18GHz~26GHz, both of the worst case are at least 20dB below the limits, therefore no data appear in the report.
3. This limit applies for using average detector, if the test result on peak is lower than average limit, then average measurement needn't be performed.
4. As the radiated emission was performed, so conducted emission was not tested.
5. We have evaluated each mode, shown in the report is BLE mode which is worst data.

The worst case of Radiated Emission below 1GHz:

Engineer: LiuYu	
Site: AC2	Time: 2019/04/03 - 15:23
Limit: FCC_Part15.109_RE(3m)_ClassB	Margin: 0
Probe: AC2_3M(30-1000M)	Polarity: Horizontal
EUT: LED LAMP	Power: AC 120V/60Hz
Note: Mode 1	

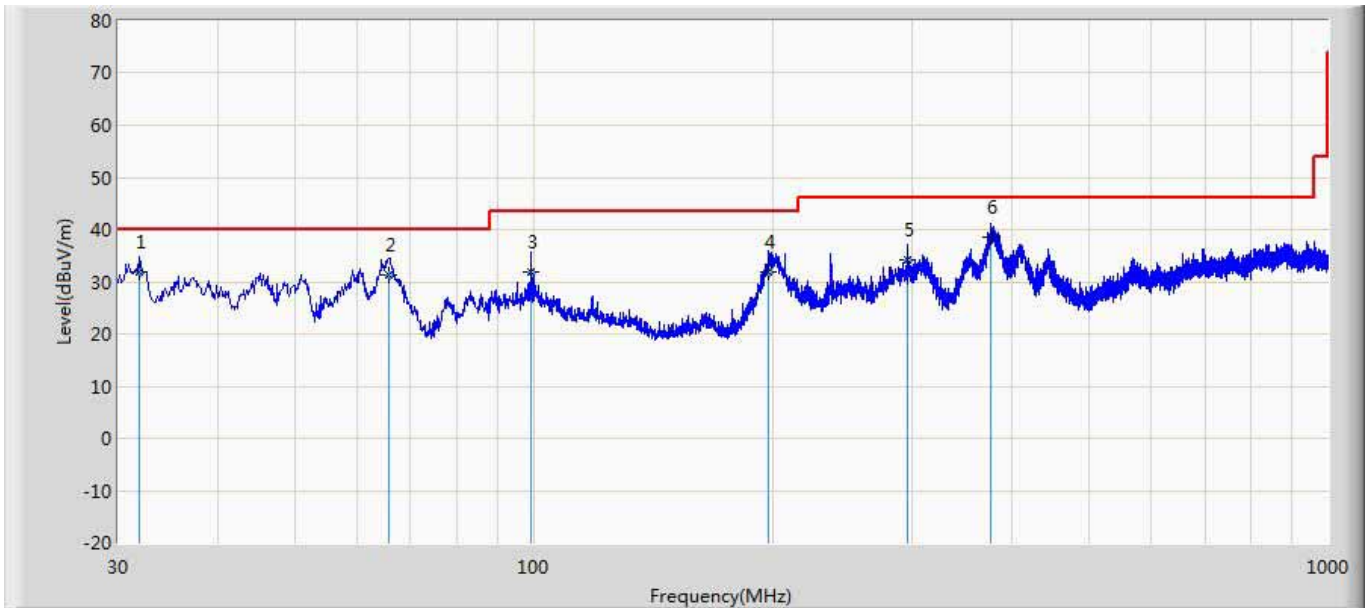


No	Mark	Frequency (MHz)	Measure Level (dBuV/m)	Reading Level (dBuV)	Over Limit (dB)	Limit (dBuV/m)	Factor (dB)	Ant Pos (cm)	Table Pos (deg)	Type
1		31.212	28.005	0.500	-11.995	40.000	27.504	100	77	QP
2		65.890	20.122	9.694	-19.878	40.000	10.428	200	165	QP
3		198.053	25.673	7.863	-17.827	43.500	17.811	200	248	QP
4		296.144	36.984	16.403	-9.016	46.000	20.581	100	75	QP
5	*	385.001	40.471	15.600	-5.529	46.000	24.871	100	82	QP
6		577.080	36.270	8.045	-9.730	46.000	28.225	164	360	QP

Note:

1. All Readings below 1GHz are Quasi-Peak, above are performed with peak and/or average measurements as necessary.
2. " * ", means this data is the worst emission level.
3. Measurement Level = Reading Level + Factor(Probe+Cable-Amp).

Engineer: LiuYu	
Site: AC2	Time: 2019/04/03 - 15:26
Limit: FCC_Part15.109_RE(3m)_ClassB	Margin: 0
Probe: AC2_3M(30-1000M)	Polarity: Vertical
EUT: LED LAMP	Power: AC 120V/60Hz
Note: Mode 1	



No	Mark	Frequency (MHz)	Measure Level (dBuV/m)	Reading Level (dBuV)	Over Limit (dB)	Limit (dBuV/m)	Factor (dB)	Ant Pos (cm)	Table Pos (deg)	Type
1		31.940	32.014	8.368	-7.986	40.000	23.646	100	247	QP
2		65.647	31.224	15.273	-8.776	40.000	15.951	200	0	QP
3		99.476	31.847	10.054	-11.653	43.500	21.793	105	306	QP
4		197.931	31.957	8.886	-11.543	43.500	23.070	100	156	QP
5		296.144	34.282	10.339	-11.718	46.000	23.942	200	17	QP
6	*	375.562	38.477	14.850	-7.523	46.000	23.627	151	360	QP

Note:

1. All Readings below 1GHz are Quasi-Peak, above are performed with peak and/or average measurements as necessary.
2. " * ", means this data is the worst emission level.
3. Measurement Level = Reading Level + Factor(Probe+Cable-Amp).

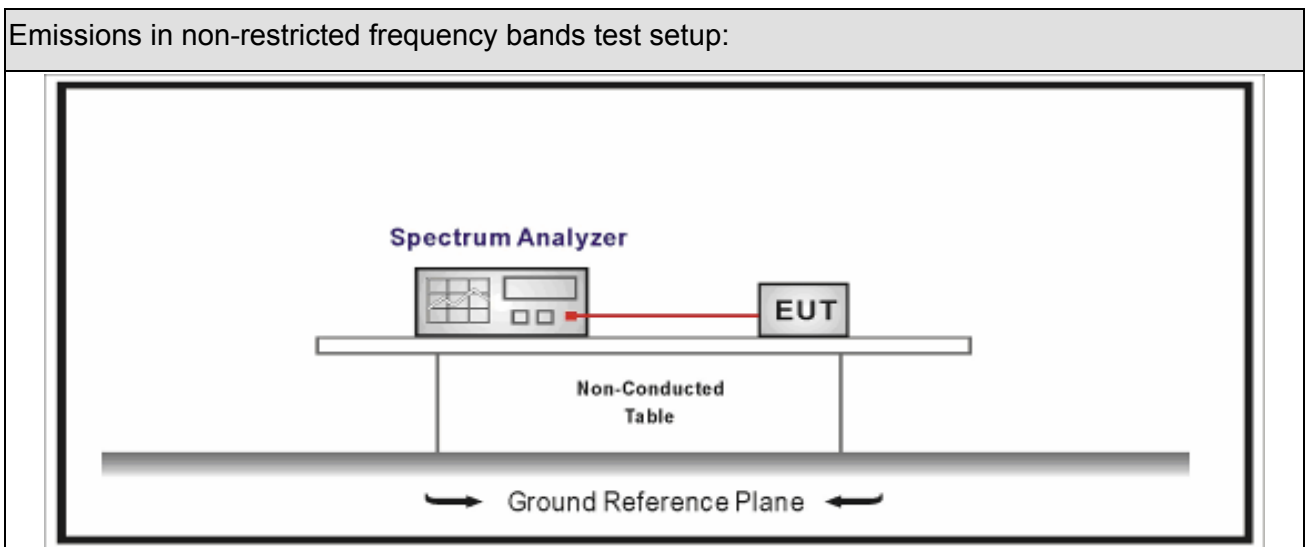
5. Emissions in non-restricted frequency bands

5.1. Test Equipment

Emissions in non-restricted frequency bands / TR-8					
Instrument	Manufacturer	Type No.	Serial No.	Cal. Date	Cal. Due Date
Spectrum Analyzer	Agilent	N9010A	MY48030494	2019.02.04	2020.02.03
EXA Spectrum Analyzer	Keysight	N9010A	MY55370495	2018.04.09	2019.04.08
MXA Signal Analyzer	Keysight	N9020A	MY56060147	2018.04.09	2019.04.08
Temperature/Humidity Meter	zhichen	ZC1-2	TR8-TH	2018.04.10	2019.04.09

Note: All equipment is calibrated with traceable calibrations. Each calibration is traceable to the national or international standards.

5.2. Test Setup




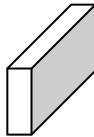


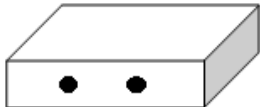
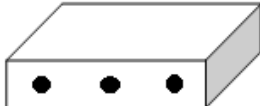
5.3. Limit

Un-Restricted Band Emissions Limit	
RF Output power (Detection methods)	Limit(dB)
RF Output power(Average detector)	30c(Note1)
RF Output power(PK detector)	20c(Note2)
<p>Note 1: If maximum conducted (average) output power was used to demonstrate compliance as described in 9.2, then the peak power in any 100 kHz bandwidth outside of the authorized frequency band shall be attenuated by at least 30 dB relative to the maximum in-band peak PSD level in 100 kHz (i.e., 30 dBc).</p> <p>Note 2: If the maximum peak conducted output power procedure was used, then the peak output power measured in any 100 kHz bandwidth outside of the authorized frequency band shall be attenuated by at least 20 dB relative to the maximum in-band peak PSD level in 100 kHz (i.e., 20 dBc).</p>	

5.4. Test Procedure

Test Method			
	References Rule	Chapter	Description
<input checked="" type="checkbox"/>	ANSI C63.10	11.11	Emissions in non-restricted frequency bands
	<input checked="" type="checkbox"/> ANSI C63.10	11.11.2	Reference level measurement
	<input checked="" type="checkbox"/> ANSI C63.10	11.11.3	Emission level measurement
<input type="checkbox"/>	ANSI C63.10	11.12	Emissions in restricted frequency bands
	<input type="checkbox"/> ANSI C63.10	11.12.1	Radiated emission measurements
	<input type="checkbox"/> ANSI C63.10	11.12.2.7	Radiated spurious emission test
<input type="checkbox"/>	ANSI C63.10	6.4	Radiated emissions from unlicensed wireless devices below 30 MHz
<input type="checkbox"/>	ANSI C63.10	6.5	Radiated emissions from unlicensed wireless devices in the frequency range of 30 MHz to 1000 MHz
<input type="checkbox"/>	ANSI C63.10	6.6	Radiated emissions from unlicensed wireless devices above 1 GHz
	<input type="checkbox"/> ANSI C63.10	11.12.2	Antenna-port conducted measurements
	<input type="checkbox"/> ANSI C63.10	11.12.2.3	Quasi-peak measurement procedure
	<input type="checkbox"/> ANSI C63.10	11.12.2.4	Peak power measurement procedure
	<input type="checkbox"/> ANSI C63.10	11.12.2.5	Average power measurement procedures
	<input type="checkbox"/> ANSI C63.10	11.12.2.5.1	Trace averaging with continuous EUT transmission at full power
	<input type="checkbox"/> ANSI C63.10	11.12.2.5.2	Trace averaging across ON and OFF times of the EUT transmissions followed by duty cycle correction
	<input type="checkbox"/> ANSI C63.10	11.12.2.5.3	Reduced VBW averaging across ON and OFF times of the EUT transmissions with max hold

5.5. EUT test Axis definition

Item	Emissions in non-restricted frequency bands			
Device Category	<input type="checkbox"/>	Fixed point-to-point		
	<input type="checkbox"/>	Emit multiple directional beams, simultaneously or sequentially		
	<input checked="" type="checkbox"/>	Other cases		
Test mode	Mode 1-3			
Test method	<input type="checkbox"/>	Radiated		
		X Axis	Y Axis	Z Axis
				
		Worst Axis <input type="checkbox"/>	Worst Axis <input type="checkbox"/>	Worst Axis <input type="checkbox"/>
	<input checked="" type="checkbox"/>	Conducted		
	<input checked="" type="checkbox"/>	Chain 1		
				
	<input type="checkbox"/>	Chain 1	Chain 2	
				
	<input type="checkbox"/>	Chain 1	Chain 2	Chain 3
				

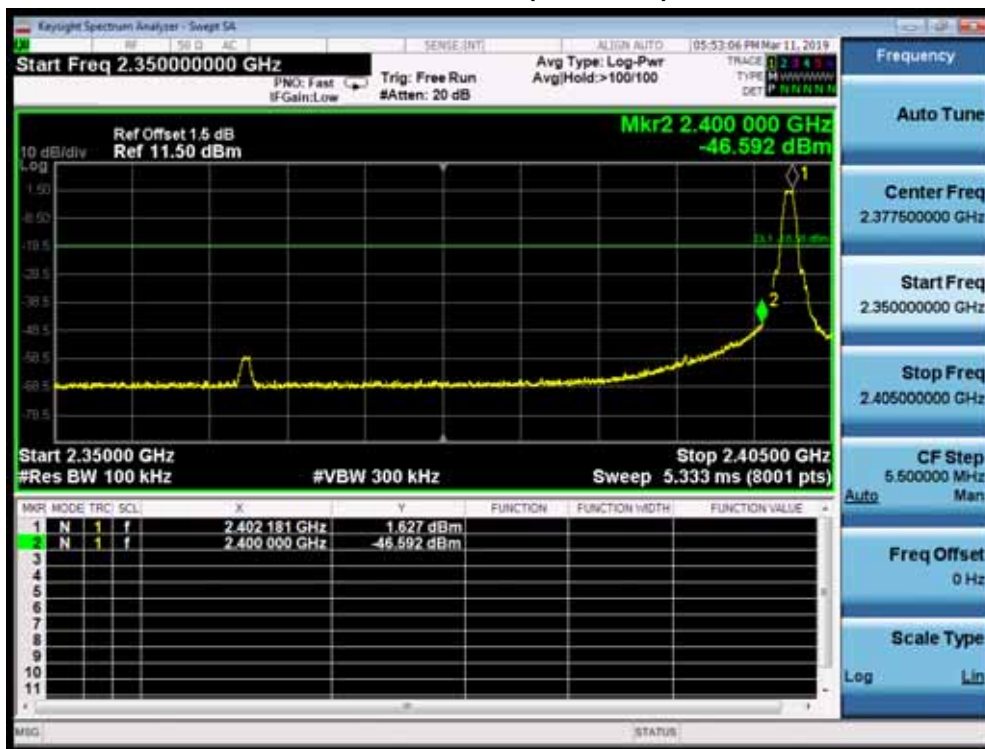
5.6. Test Result

Product Name	: LED lamp	Test Voltage	: AC 120V/60Hz
Test Mode	: Mode 1	Test Site	: TR-8
Test Date	: 2019.03.15	Test Engineer	: Simon

Mode	Channel	Test Frequency (MHz)	In-Band PSD[a] (dBm/100kHz)	Frequency (MHz)	Out-Band PSD[b] (dBm/100kHz)	[a]-[b] (dB)	Limit (dB)	Result
1	00	2402	1.627	2400.00	-46.592	48.219	>20	Pass
1	39	2480	1.106	2500.00	-68.416	69.522	>20	Pass

Note : We have evaluated each mode ,shown in the report is BLE mode which is the worst data.

Mode 1 CH00 (2402MHz)



Mode 1 CH39 (2480MHz)

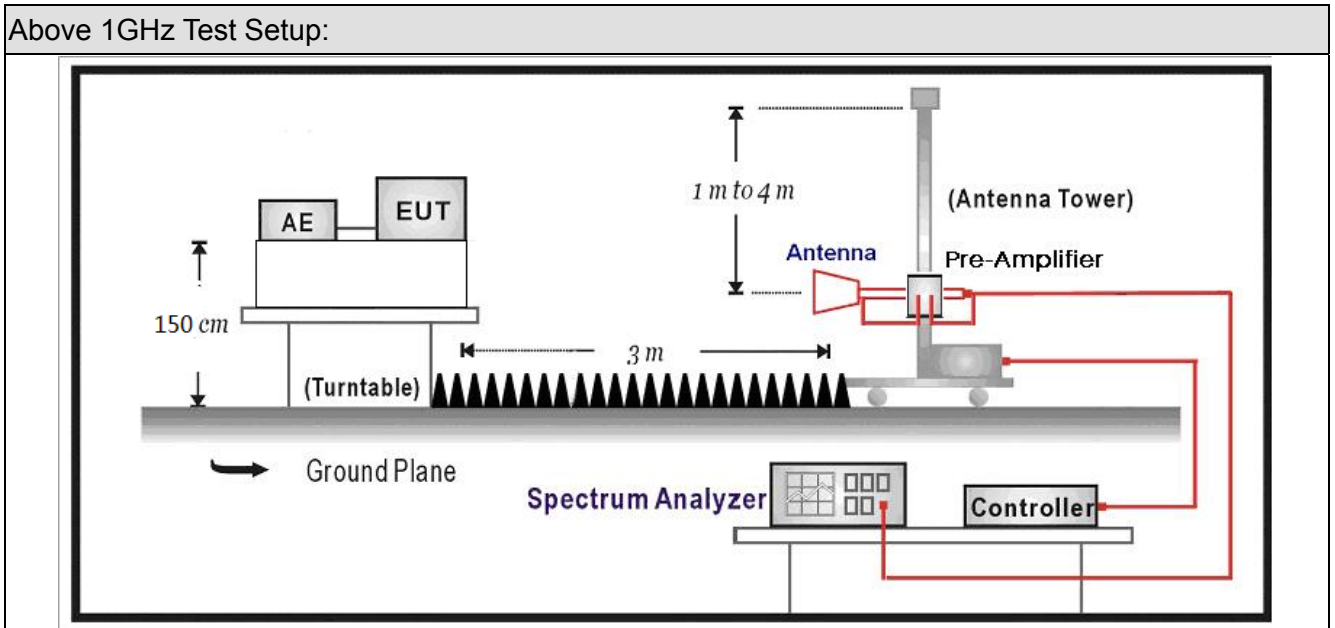


6. Radiated Emission Band Edge

6.1. Test Equipment

Radiated Emission(Above 1GHz) / AC-5					
Instrument	Manufacturer	Type No.	Serial No.	Cal. Date	Cal. Due Date
EMI Receiver	Agilent	N9038A	MY51210196	2018.07.16	2019.07.15
Pre-Amplifier	Miteq	NSP1800-25	1364185	2018.05.03	2019.05.02
DRG Horn Antenna	ETS-Lindgren	3117	00167055	2018.07.12	2019.07.11
Broad-Band Horn Antenna	Schwarzbeck	BBHA9170	294	2018.09.18	2019.09.17
Coaxial Cable	Huber+Suhner	SUCOFLEX 106	AC5-C1	2019.02.28	2020.02.27
Coaxial Cable	Huber+Suhner	SUCOFLEX 106	AC5-C2	2019.02.28	2020.02.27
Temperature/Humidity Meter	Zhichen	ZC1-2	AC5-TH	2019.01.05	2020.01.04

6.2. Test Setup



6.3. Limit


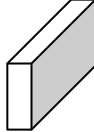




Band edge Limit				
Frequency bands (MHz)	Detector	Limit (dB μ V/m)	RBW (MHz)	Distance (m)
2310-2390	PK	74	1	3
2483.5-2500	AV	54	1	3

Note: The field strength of emissions appearing within these frequency bands shall not exceed the limits.

6.4. Test Procedure

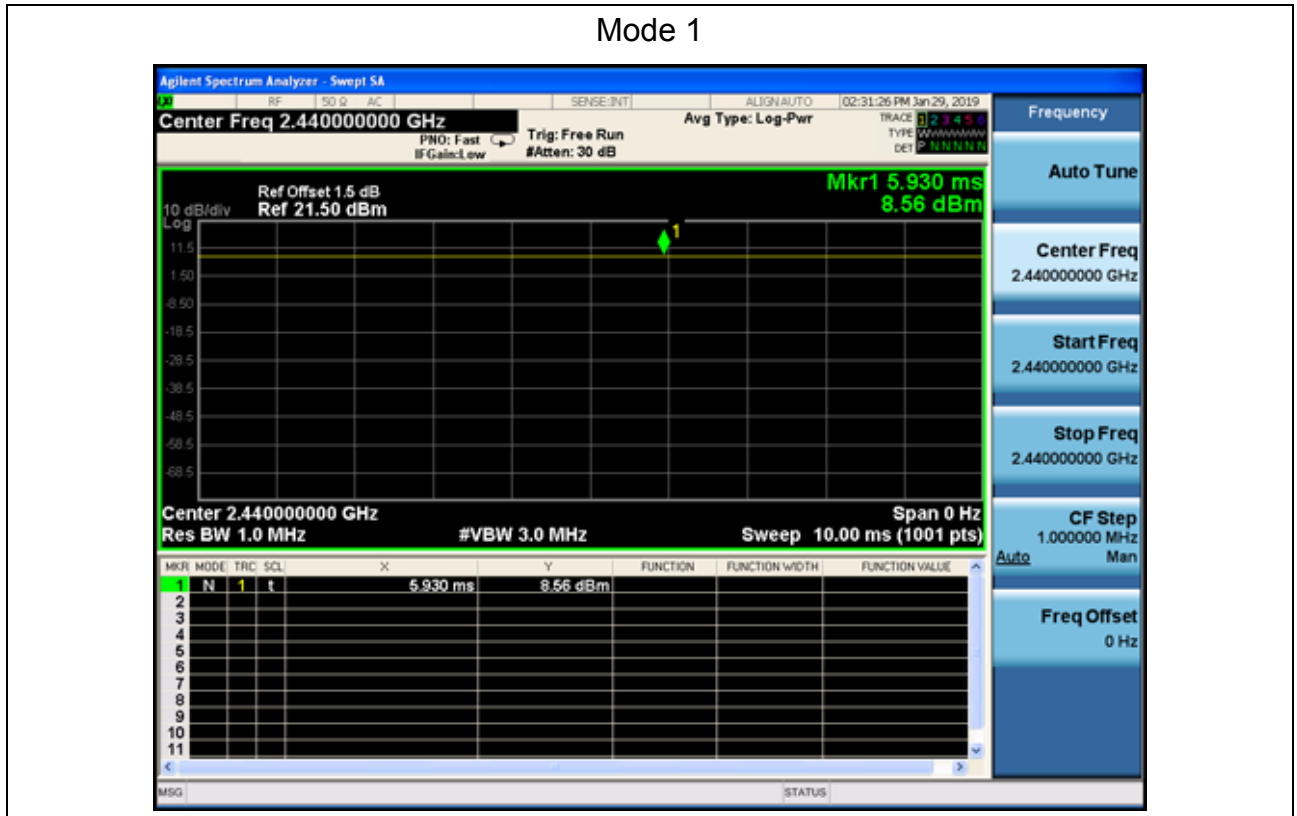
Test Method			
	References Rule	Chapter	Description
<input checked="" type="checkbox"/>	ANSI C63.10	6.10	Band-edge testing
	<input checked="" type="checkbox"/> ANSI C63.10	6.10.5	Restricted-band band-edge measurements
	<input type="checkbox"/> ANSI C63.10	6.10.6	Marker-delta method
<input checked="" type="checkbox"/>	ANSI C63.10	11.12	Emissions in restricted frequency bands
	<input checked="" type="checkbox"/> ANSI C63.10	11.12.1	Radiated emission measurements
	<input checked="" type="checkbox"/> ANSI C63.10	11.12.2.7	Radiated spurious emission test
<input type="checkbox"/>	ANSI C63.10	6.4	Radiated emissions from unlicensed wireless devices below 30 MHz
<input type="checkbox"/>	ANSI C63.10	6.5	Radiated emissions from unlicensed wireless devices in the frequency range of 30 MHz to 1000 MHz
<input checked="" type="checkbox"/>	ANSI C63.10	6.6	Radiated emissions from unlicensed wireless devices above 1 GHz
	<input type="checkbox"/> ANSI C63.10	11.12.2.3	Quasi-peak measurement procedure
	<input checked="" type="checkbox"/> ANSI C63.10	11.12.2.4	Peak power measurement procedure
	<input checked="" type="checkbox"/> ANSI C63.10	11.12.2.5	Average power measurement procedures
	<input type="checkbox"/> ANSI C63.10	11.12.2.5.1	Trace averaging with continuous EUT transmission at full power
	<input type="checkbox"/> ANSI C63.10	11.12.2.5.2	Trace averaging across ON and OFF times of the EUT transmissions followed by duty cycle correction
	<input checked="" type="checkbox"/> ANSI C63.10	11.12.2.5.3	Reduced VBW averaging across ON and OFF times of the EUT transmissions with max hold

6.5. EUT test definition

Item	Radiated Emission Band Edge			
Device Category	<input type="checkbox"/>	Fixed point-to-point		
	<input type="checkbox"/>	Emit multiple directional beams, simultaneously or sequentially		
	<input checked="" type="checkbox"/>	Other cases		
Test mode	Mode 1~3			
Test method	<input checked="" type="checkbox"/>	Radiated		
		X Axis	Y Axis	Z Axis
				
		Worst Axis <input checked="" type="checkbox"/>	Worst Axis <input type="checkbox"/>	Worst Axis <input type="checkbox"/>
	<input type="checkbox"/>	Conducted		
	<input type="checkbox"/>	Chain 1		
				
	<input type="checkbox"/>	Chain 1	Chain 2	
				
	<input type="checkbox"/>	Chain 1	Chain 2	Chain 3
				

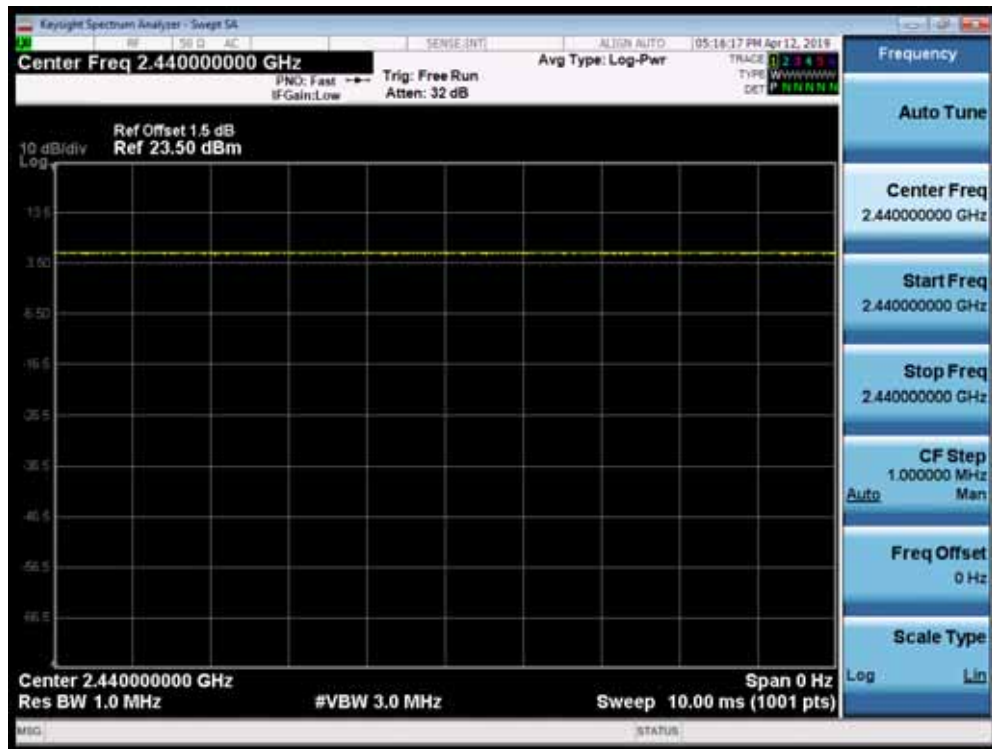
6.6. Duty Cycle

Test Mode	Tx On (ms)	Tx Off (ms)	Reduced VBW (Hz)	Tx On + Tx Off (ms)	Duty Cycle
Mode 1	N/A	N/A	10	N/A	100%



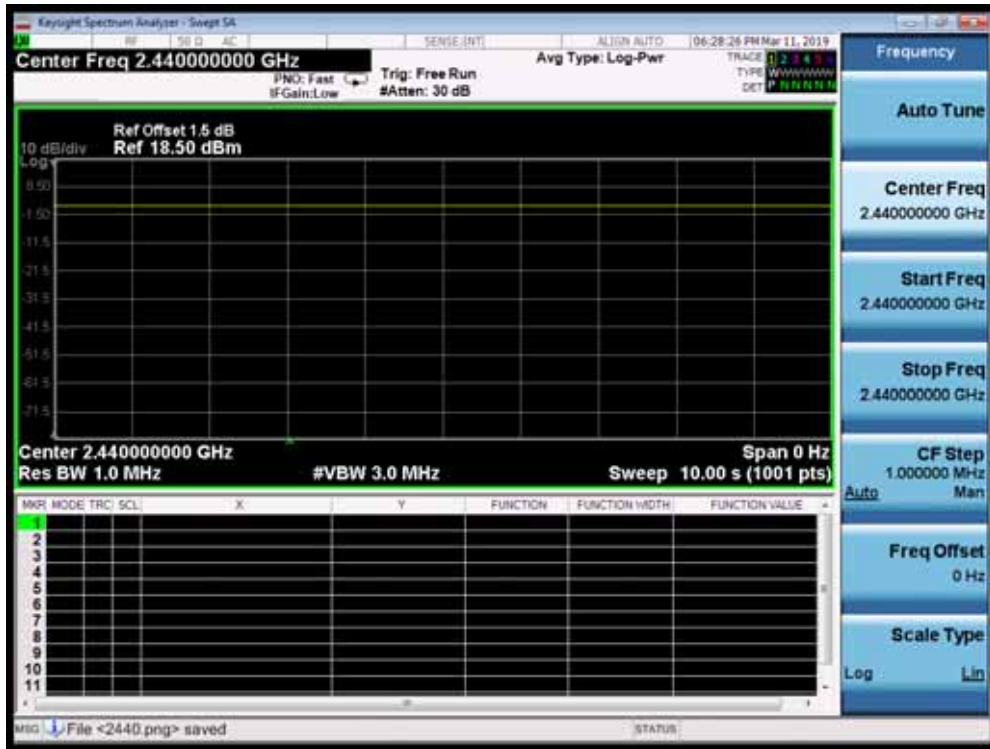
Test Mode	Tx On (ms)	Tx Off (ms)	Reduced VBW (Hz)	Tx On + Tx Off (ms)	Duty Cycle
Mode 2	N/A	N/A	10	N/A	100%

Mode 2



Test Mode	Tx On (ms)	Tx Off (ms)	Reduced VBW (Hz)	Tx On + Tx Off (ms)	Duty Cycle
Mode 3	N/A	N/A	10	N/A	100%

Mode 3



Test Mode	Tx On (ms)	Tx Off (ms)	Reduced VBW (Hz)	Tx On + Tx Off (ms)	Duty Cycle
Mode 4	N/A	N/A	10	N/A	100%

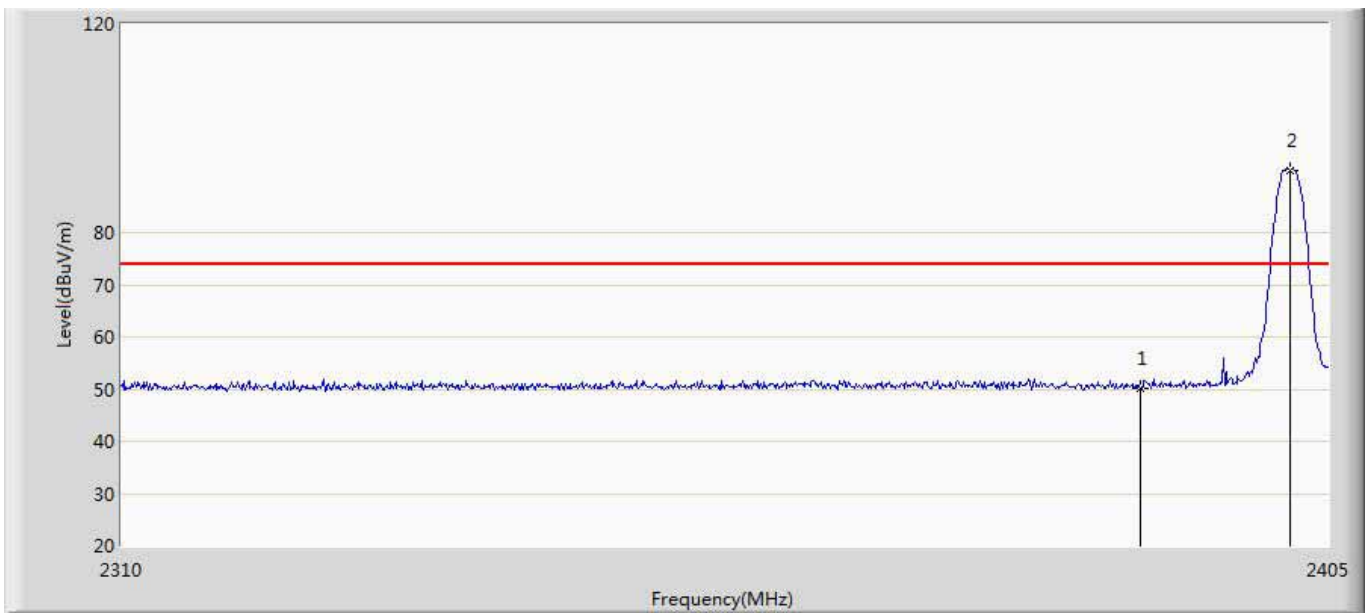
Mode 4



6.7. Test Result

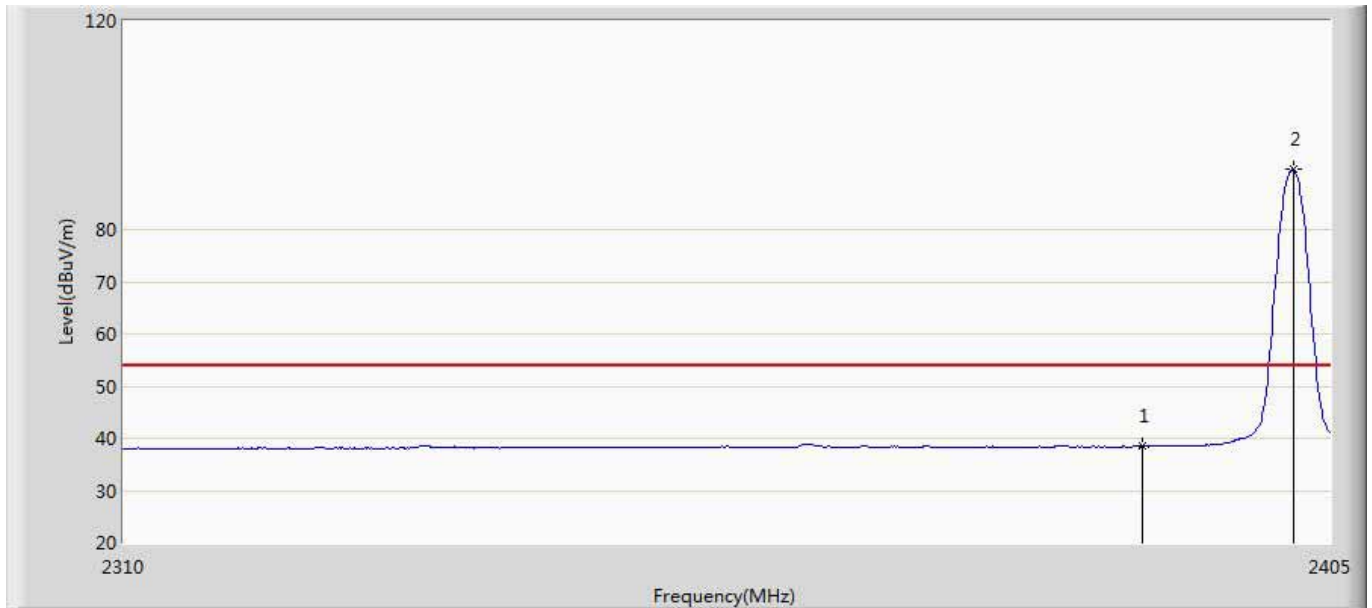
Muruta :

Engineer: YULIU	
Site: AC5	Time: 2019/03/08 - 15:56
Limit: FCC_Part15.209_RE(3m)	Margin: 0
Probe: Horn_3117_00167055(1-18GHz)	Polarity: Vertical
EUT: LED LAMP	Power: AC 120V/60Hz
Note: Mode1:Transmit at 2402Mhz by BLE	



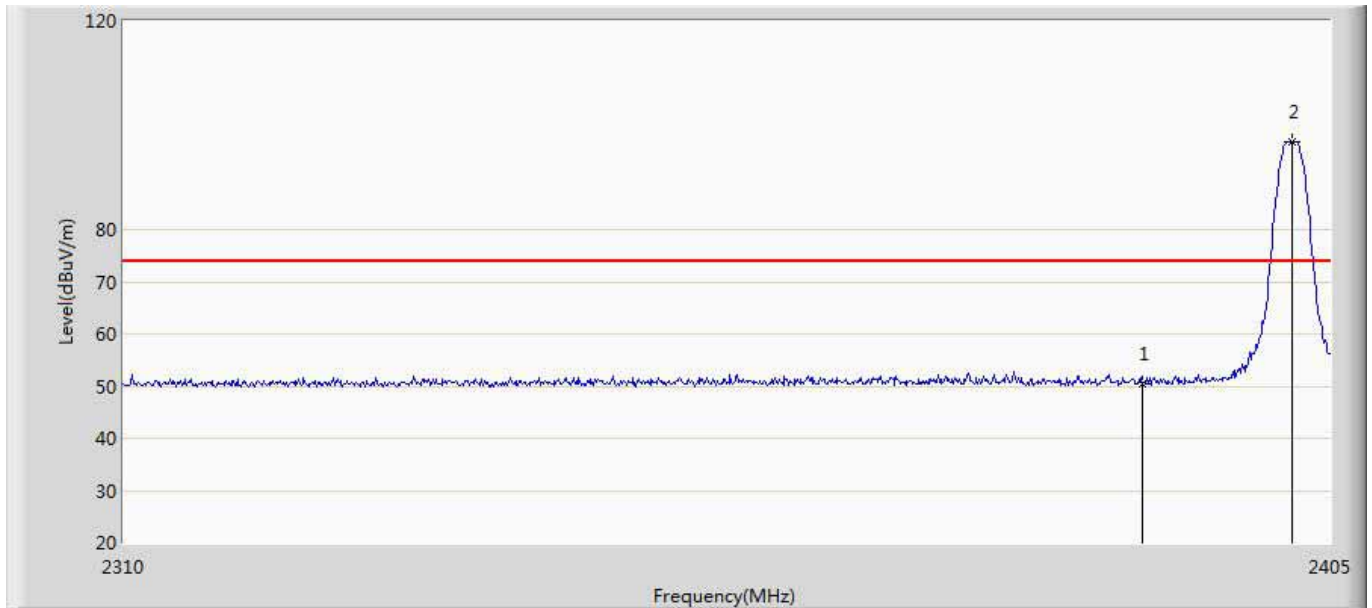
No	Mark	Frequency (MHz)	Measure Level (dBuV/m)	Reading Level (dBuV)	Over Limit (dB)	Limit (dBuV/m)	Factor (dB)	Type
1		2390.000	50.077	14.395	-23.923	74.000	35.682	PK
2	*	2401.960	91.996	56.283	17.996	74.000	35.712	PK

Engineer: YULIU	
Site: AC5	Time: 2019/03/08 - 16:15
Limit: FCC_Part15.209_RE(3m)	Margin: 0
Probe: Horn_3117_00167055(1-18GHz)	Polarity: Vertical
EUT: LED LAMP	Power: AC 120V/60Hz
Note: Mode1:Transmit at 2402Mhz by BLE	



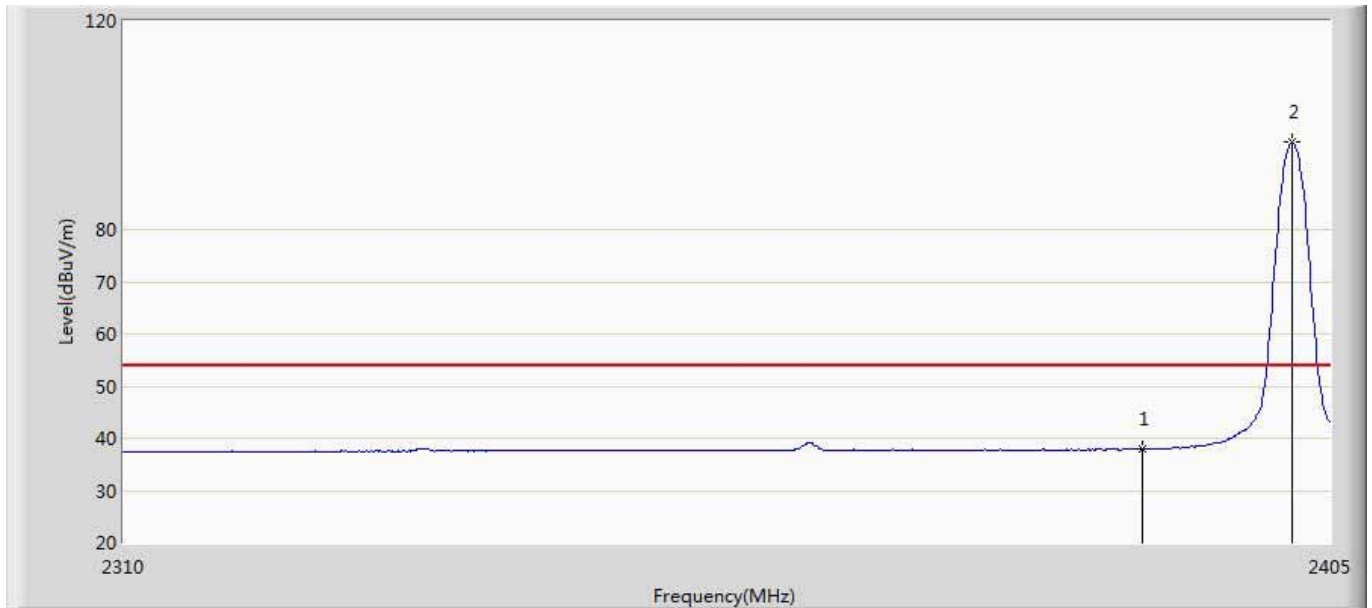
No	Mark	Frequency (MHz)	Measure Level (dBuV/m)	Reading Level (dBuV)	Over Limit (dB)	Limit (dBuV/m)	Factor (dB)	Type
1		2390.000	38.471	2.789	-15.529	54.000	35.682	AV
2	*	2402.055	91.465	55.752	37.465	54.000	35.712	AV

Engineer: YULIU	
Site: AC5	Time: 2019/03/08 - 16:19
Limit: FCC_Part15.209_RE(3m)	Margin: 0
Probe: Horn_3117_00167055(1-18GHz)	Polarity: Horizontal
EUT: LED LAMP	Power: AC 120V/60Hz
Note: Mode1:Transmit at 2402Mhz by BLE	



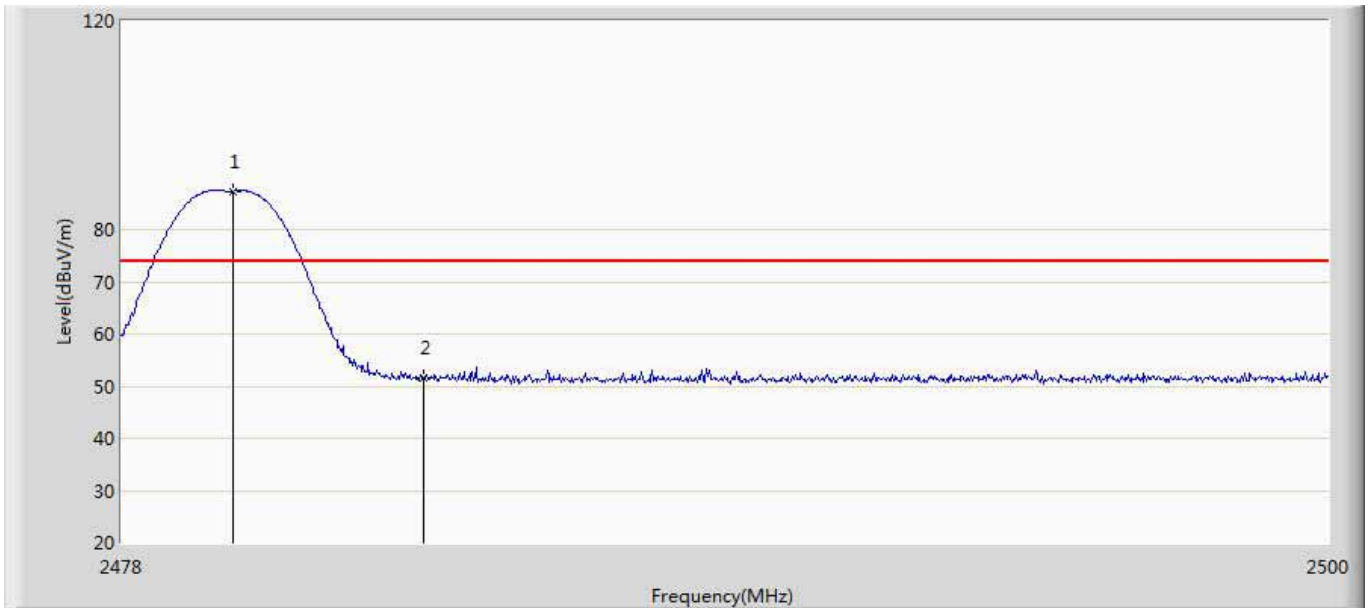
No	Mark	Frequency (MHz)	Measure Level (dBuV/m)	Reading Level (dBuV)	Over Limit (dB)	Limit (dBuV/m)	Factor (dB)	Type
1		2390.000	50.497	14.815	-23.503	74.000	35.682	PK
2	*	2401.960	96.717	61.004	22.717	74.000	35.712	PK

Engineer: YULIU	
Site: AC5	Time: 2019/03/08 - 16:26
Limit: FCC_Part15.209_RE(3m)	Margin: 0
Probe: Horn_3117_00167055(1-18GHz)	Polarity: Horizontal
EUT: LED LAMP	Power: AC 120V/60Hz
Note: Mode1:Transmit at 2402Mhz by BLE	



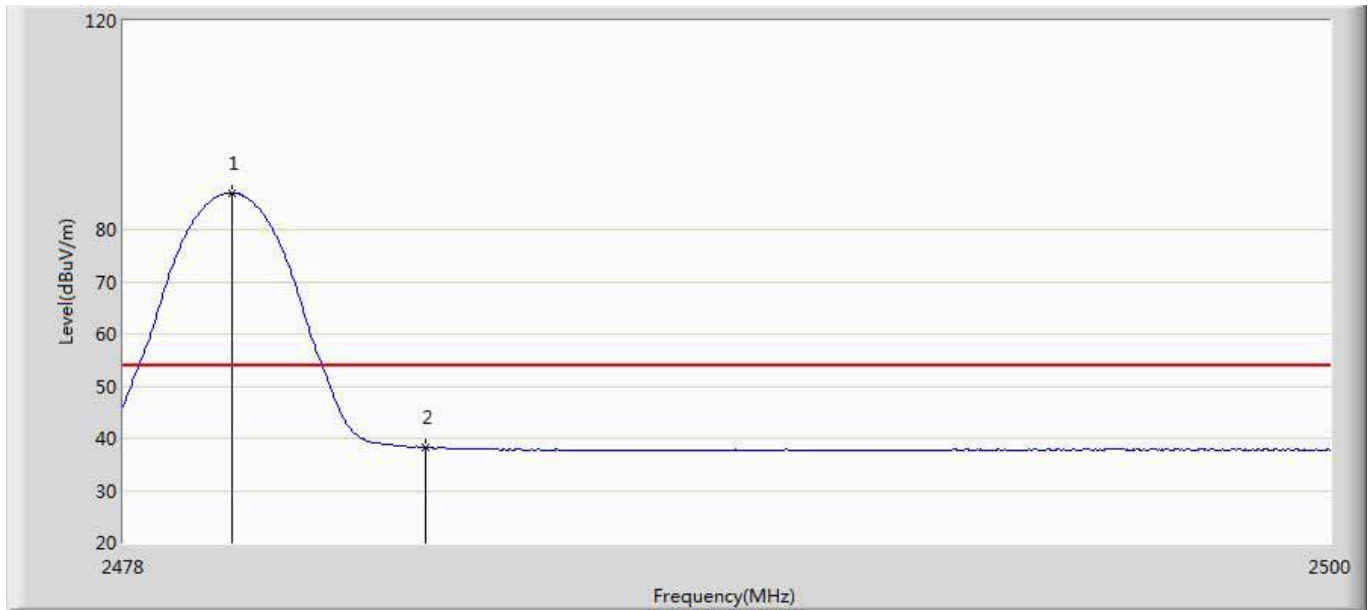
No	Mark	Frequency (MHz)	Measure Level (dBuV/m)	Reading Level (dBuV)	Over Limit (dB)	Limit (dBuV/m)	Factor (dB)	Type
1		2390.000	37.908	2.226	-16.092	54.000	35.682	AV
2	*	2401.960	96.717	61.004	42.717	54.000	35.712	AV

Engineer: YULIU	
Site: AC5	Time: 2019/03/08 - 16:46
Limit: FCC_Part15.209_RE(3m)	Margin: 0
Probe: Horn_3117_00167055(1-18GHz)	Polarity: Vertical
EUT: LED LAMP	Power: AC 120V/60Hz
Note: Mode1:Transmit at 2480Mhz by BLE	



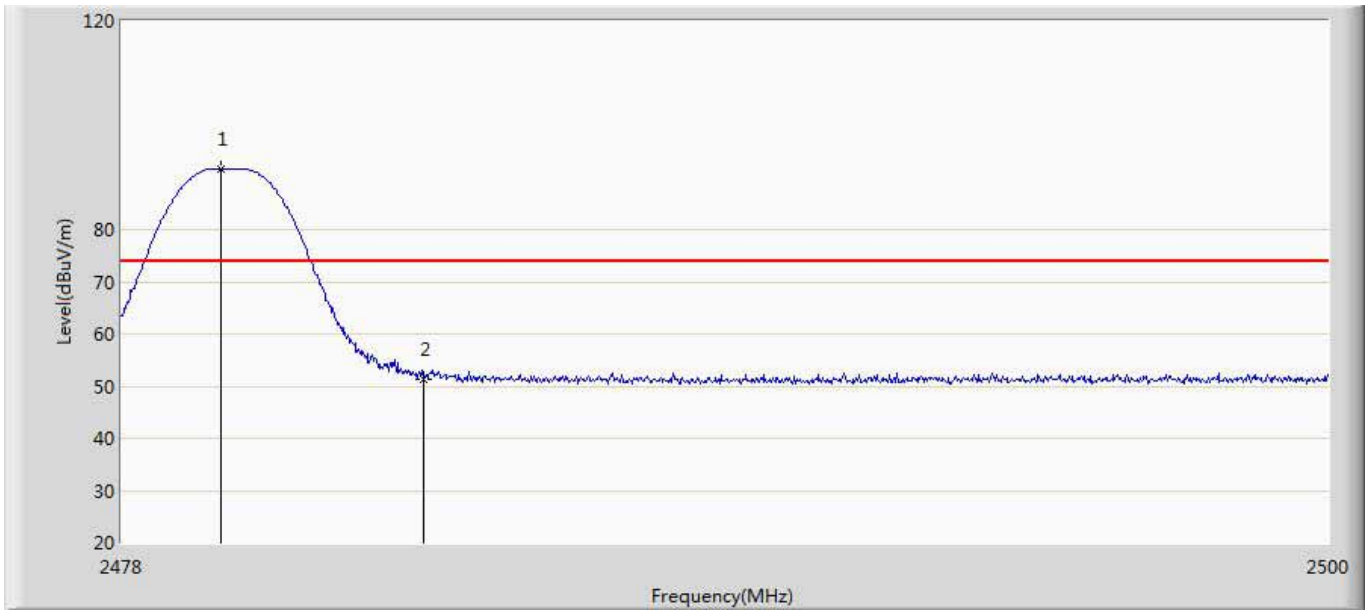
No	Mark	Frequency (MHz)	Measure Level (dBuV/m)	Reading Level (dBuV)	Over Limit (dB)	Limit (dBuV/m)	Factor (dB)	Type
1	*	2480.024	87.366	51.499	13.366	74.000	35.866	PK
2		2483.500	51.490	15.598	-22.510	74.000	35.891	PK

Engineer: YULIU	
Site: AC5	Time: 2019/03/08 - 16:50
Limit: FCC_Part15.209_RE(3m)	Margin: 0
Probe: Horn_3117_00167055(1-18GHz)	Polarity: Vertical
EUT: LED LAMP	Power: AC 120V/60Hz
Note: Mode1:Transmit at 2480Mhz by BLE	



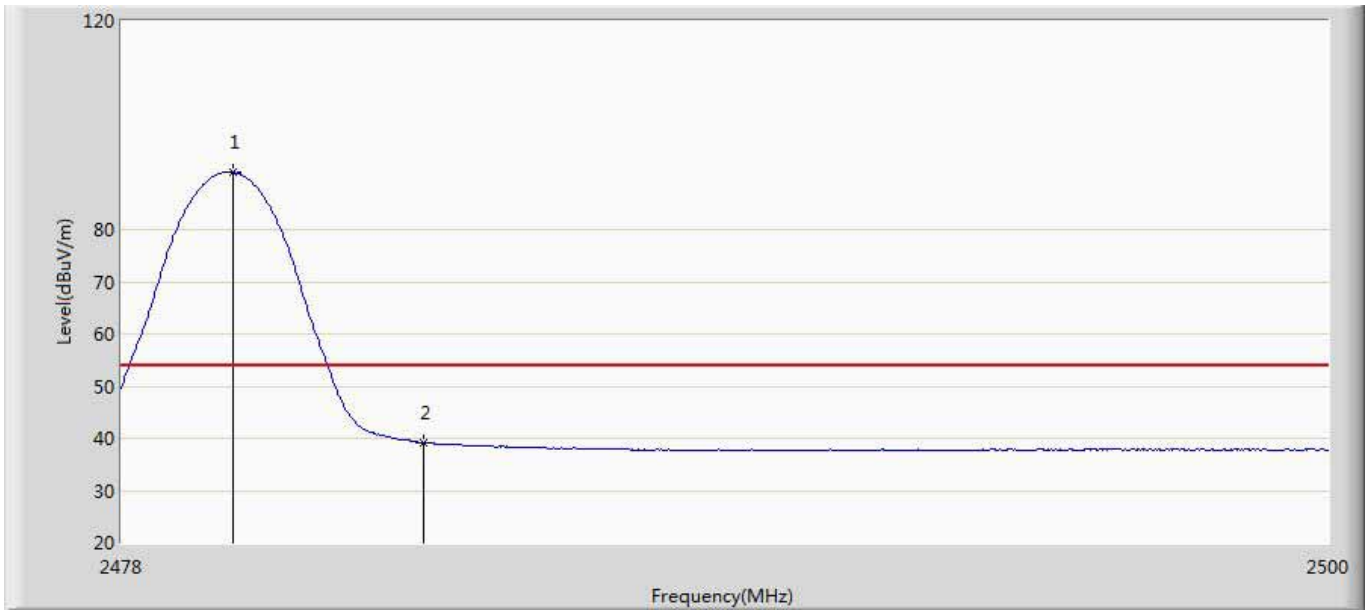
No	Mark	Frequency (MHz)	Measure Level (dBuV/m)	Reading Level (dBuV)	Over Limit (dB)	Limit (dBuV/m)	Factor (dB)	Type
1	*	2479.980	87.017	51.151	33.017	54.000	35.866	AV
2		2483.500	38.293	2.401	-15.707	54.000	35.891	AV

Engineer: YULIU	
Site: AC5	Time: 2019/03/08 - 16:53
Limit: FCC_Part15.209_RE(3m)	Margin: 0
Probe: Horn_3117_00167055(1-18GHz)	Polarity: Horizontal
EUT: LED LAMP	Power: AC 120V/60Hz
Note: Mode1:Transmit at 2480Mhz by BLE	



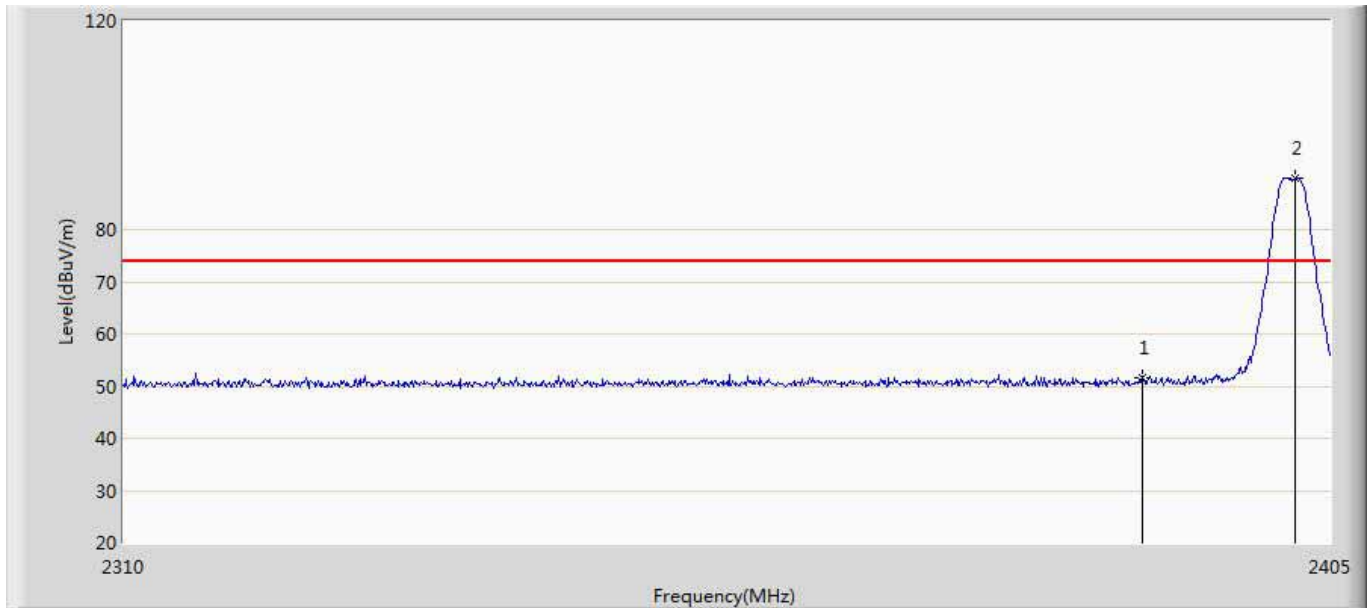
No	Mark	Frequency (MHz)	Measure Level (dBuV/m)	Reading Level (dBuV)	Over Limit (dB)	Limit (dBuV/m)	Factor (dB)	Type
1	*	2479.804	91.586	55.721	17.586	74.000	35.865	PK
2		2483.500	51.428	15.536	-22.572	74.000	35.891	PK

Engineer: YULIU	
Site: AC5	Time: 2019/03/08 - 16:55
Limit: FCC_Part15.209_RE(3m)	Margin: 0
Probe: Horn_3117_00167055(1-18GHz)	Polarity: Horizontal
EUT: LED LAMP	Power: AC 120V/60Hz
Note: Mode1:Transmit at 2480Mhz by BLE	



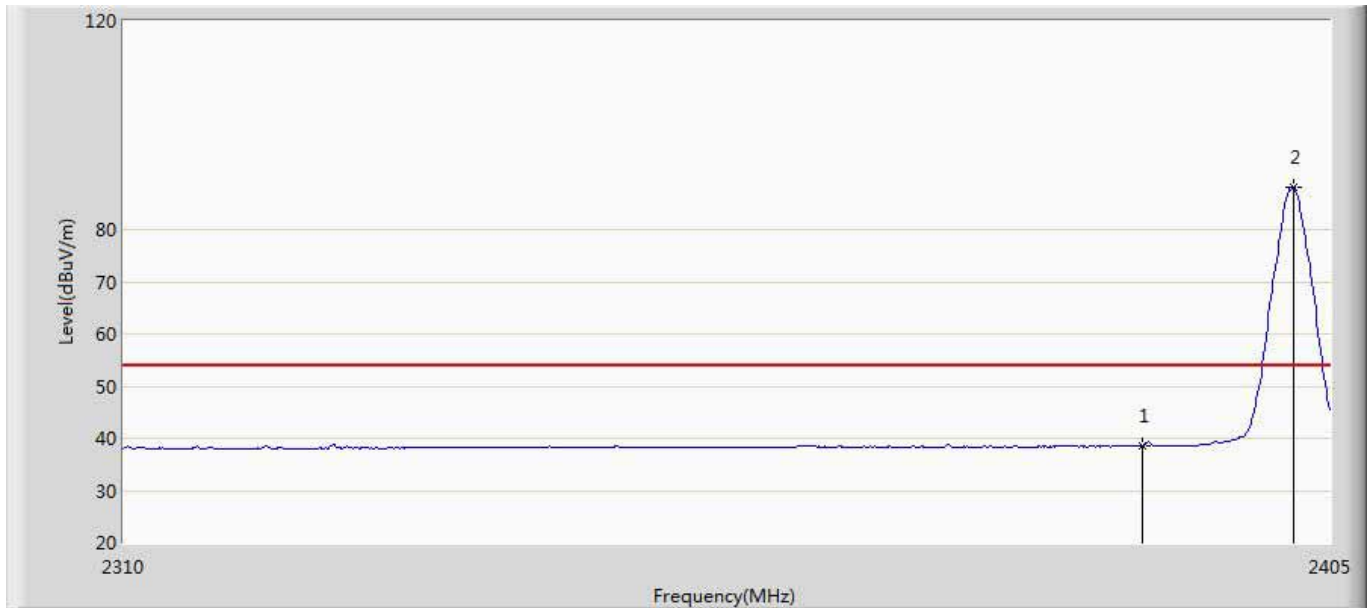
No	Mark	Frequency (MHz)	Measure Level (dBuV/m)	Reading Level (dBuV)	Over Limit (dB)	Limit (dBuV/m)	Factor (dB)	Type
1	*	2480.024	91.016	55.149	37.016	54.000	35.866	AV
2		2483.500	39.160	3.268	-14.840	54.000	35.891	AV

Engineer: YULIU	
Site: AC5	Time: 2019/03/08 - 17:01
Limit: FCC_Part15.209_RE(3m)	Margin: 0
Probe: Horn_3117_00167055(1-18GHz)	Polarity: Vertical
EUT: LED LAMP	Power: AC 120V/60Hz
Note: Mode2:Transmit at 2402Mhz by 2LE	



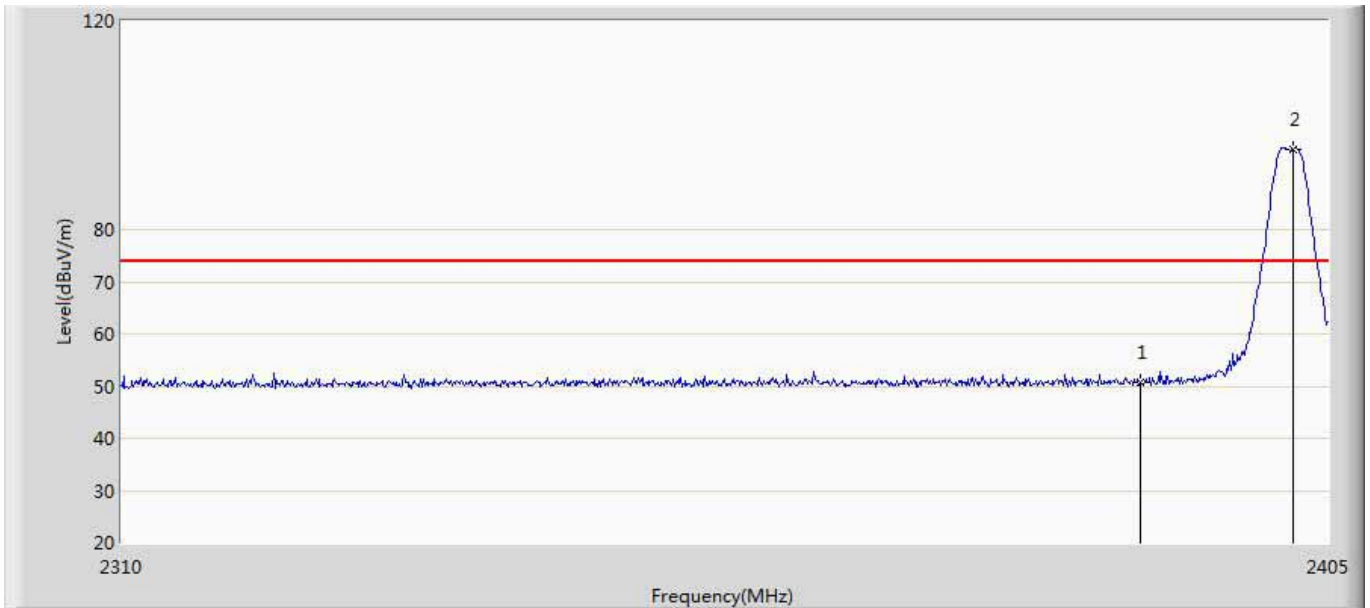
No	Mark	Frequency (MHz)	Measure Level (dBuV/m)	Reading Level (dBuV)	Over Limit (dB)	Limit (dBuV/m)	Factor (dB)	Type
1		2390.000	51.712	16.030	-22.288	74.000	35.682	PK
2	*	2402.245	89.786	54.073	15.786	74.000	35.714	PK

Engineer: YULIU	
Site: AC5	Time: 2019/03/08 - 17:15
Limit: FCC_Part15.209_RE(3m)	Margin: 0
Probe: Horn_3117_00167055(1-18GHz)	Polarity: Vertical
EUT: LED LAMP	Power: AC 120V/60Hz
Note: Mode2:Transmit at 2402Mhz by 2LE	



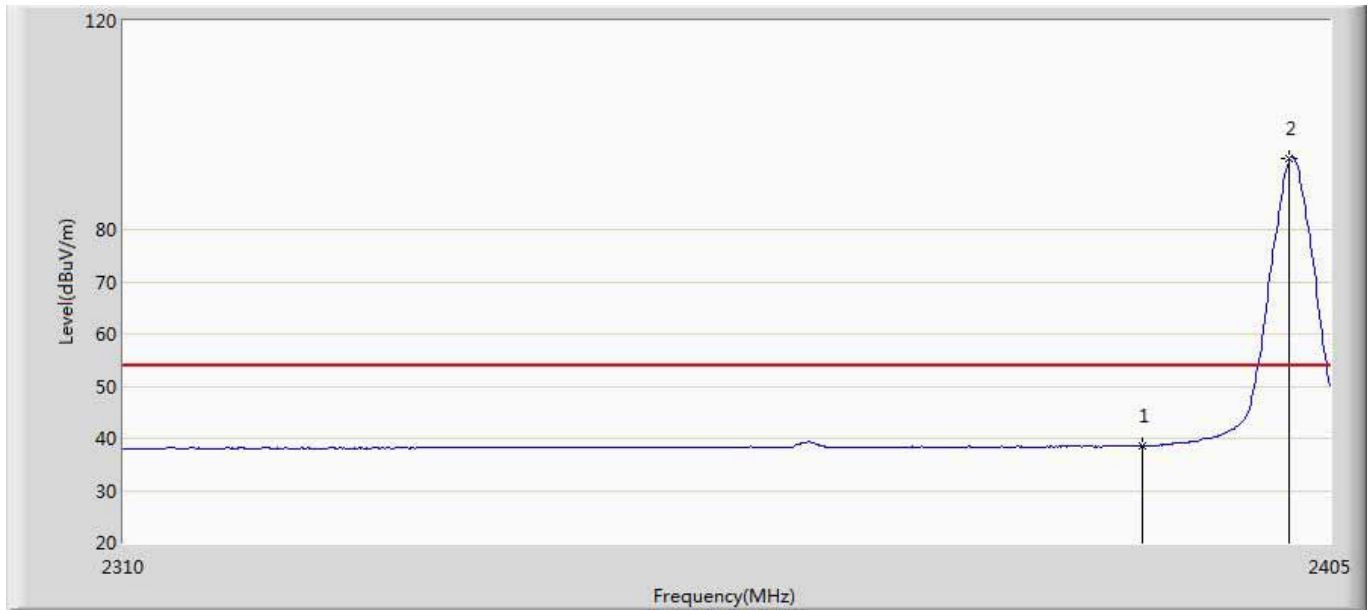
No	Mark	Frequency (MHz)	Measure Level (dBuV/m)	Reading Level (dBuV)	Over Limit (dB)	Limit (dBuV/m)	Factor (dB)	Type
1		2390.000	38.532	2.850	-15.468	54.000	35.682	AV
2	*	2402.055	88.148	52.435	34.148	54.000	35.712	AV

Engineer: YULIU	
Site: AC5	Time: 2019/03/08 - 17:18
Limit: FCC_Part15.209_RE(3m)	Margin: 0
Probe: Horn_3117_00167055(1-18GHz)	Polarity: Horizontal
EUT: LED LAMP	Power: AC 120V/60Hz
Note: Mode2:Transmit at 2402Mhz by 2LE	



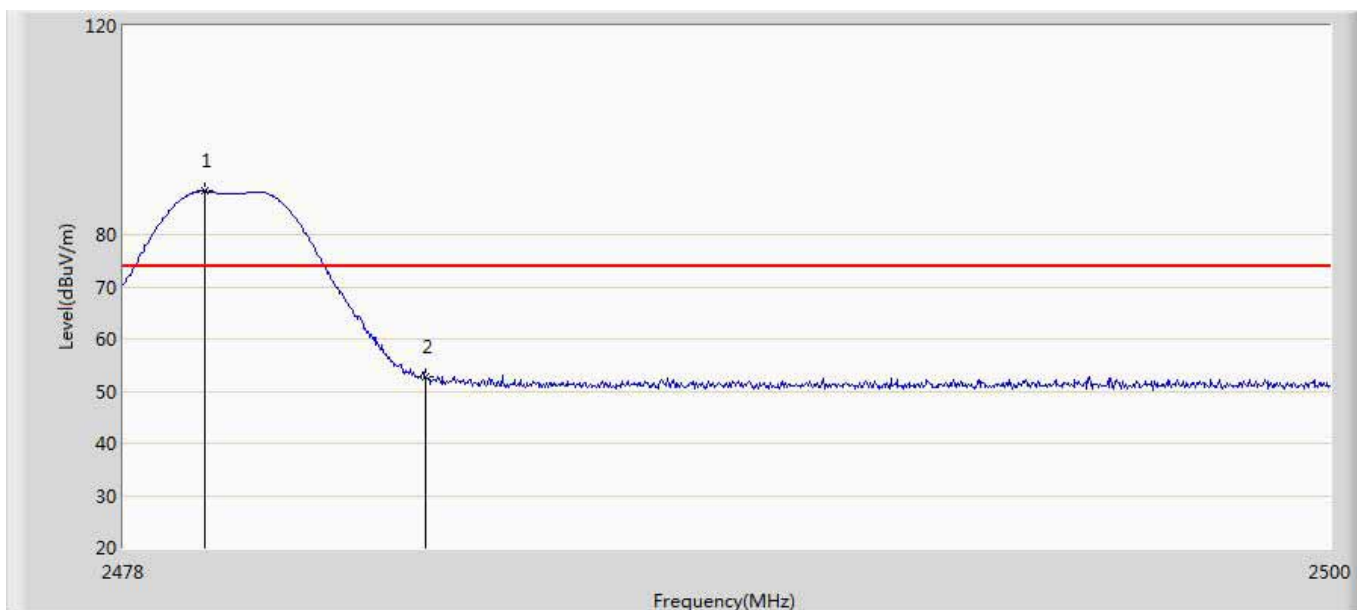
No	Mark	Frequency (MHz)	Measure Level (dBuV/m)	Reading Level (dBuV)	Over Limit (dB)	Limit (dBuV/m)	Factor (dB)	Type
1		2390.000	50.748	15.066	-23.252	74.000	35.682	PK
2	*	2402.245	95.414	59.701	21.414	74.000	35.714	PK

Engineer: YULIU	
Site: AC5	Time: 2019/03/08 - 17:20
Limit: FCC_Part15.209_RE(3m)	Margin: 0
Probe: Horn_3117_00167055(1-18GHz)	Polarity: Horizontal
EUT: LED LAMP	Power: AC 120V/60Hz
Note: Mode2:Transmit at 2402Mhz by 2LE	



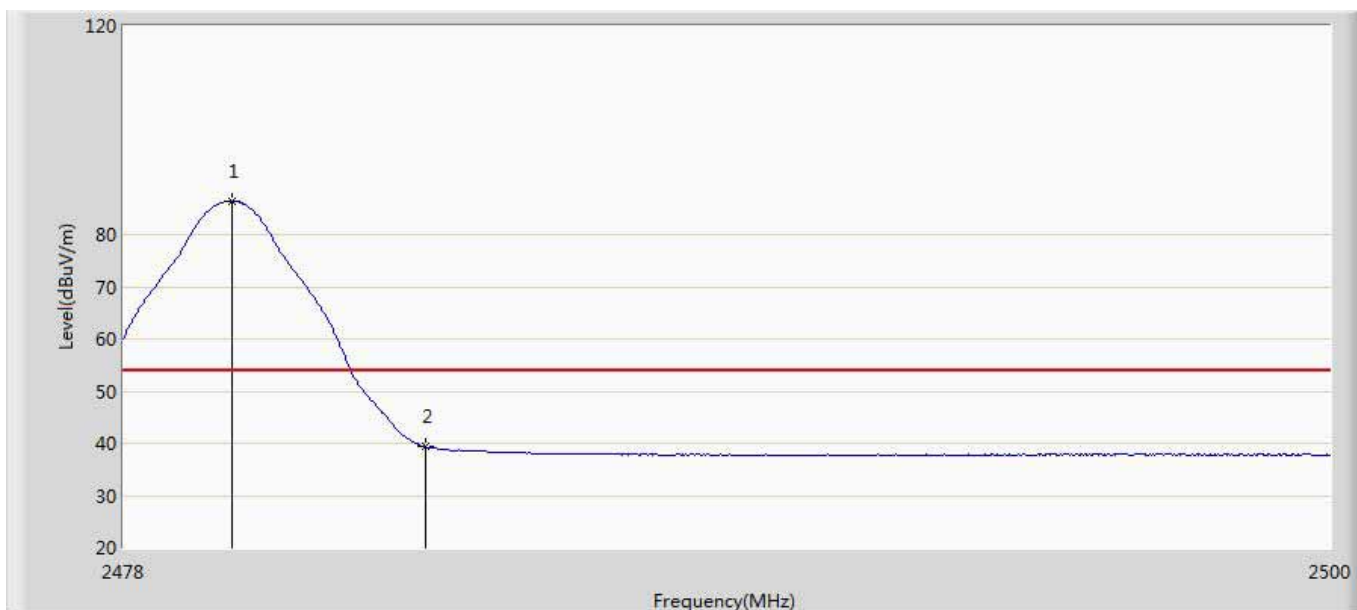
No	Mark	Frequency (MHz)	Measure Level (dBuV/m)	Reading Level (dBuV)	Over Limit (dB)	Limit (dBuV/m)	Factor (dB)	Type
1		2390.000	38.627	2.945	-15.373	54.000	35.682	AV
2	*	2401.770	93.487	57.775	39.487	54.000	35.712	AV

Engineer: YULIU	
Site: AC5	Time: 2019/03/08 - 17:28
Limit: FCC_Part15.209_RE(3m)	Margin: 0
Probe: Horn_3117_00167055(1-18GHz)	Polarity: Vertical
EUT: LED LAMP	Power: AC 120V/60Hz
Note: Mode2:Transmit at 2480Mhz by 2LE	



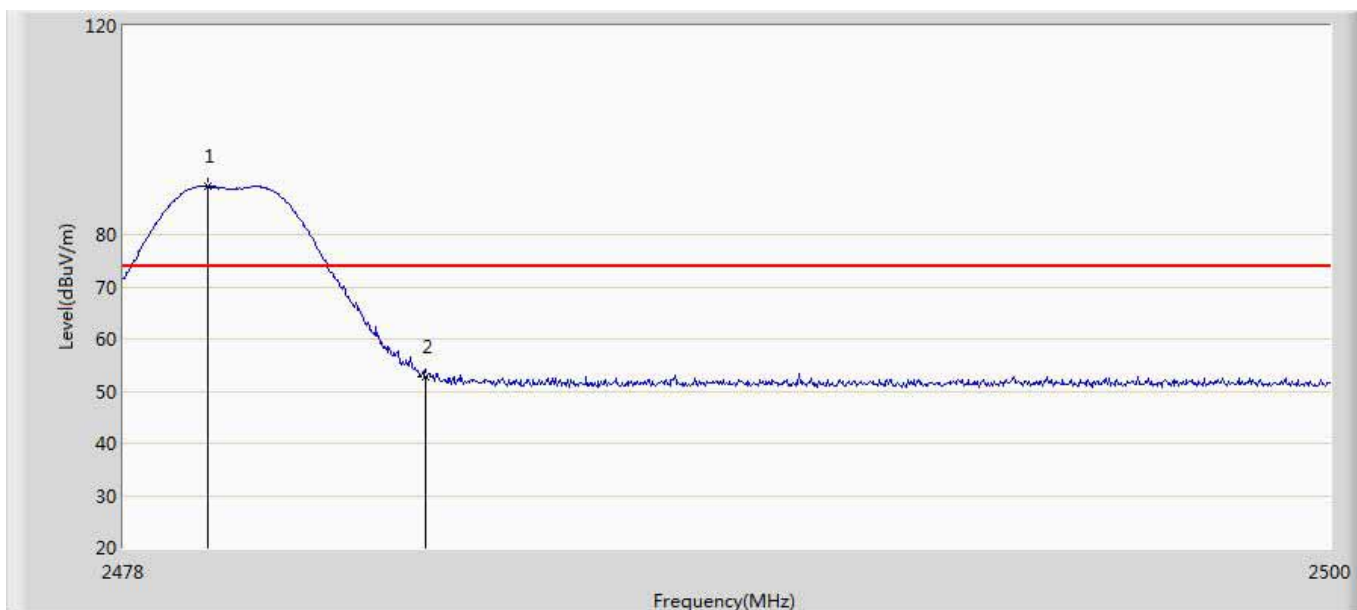
No	Mark	Frequency (MHz)	Measure Level (dBuV/m)	Reading Level (dBuV)	Over Limit (dB)	Limit (dBuV/m)	Factor (dB)	Type
1	*	2479.496	88.314	52.451	14.314	74.000	35.863	PK
2		2483.500	52.802	16.910	-21.198	74.000	35.891	PK

Engineer: YULIU	
Site: AC5	Time: 2019/03/08 - 17:30
Limit: FCC_Part15.209_RE(3m)	Margin: 0
Probe: Horn_3117_00167055(1-18GHz)	Polarity: Vertical
EUT: LED LAMP	Power: AC 120V/60Hz
Note: Mode2:Transmit at 2480Mhz by 2LE	



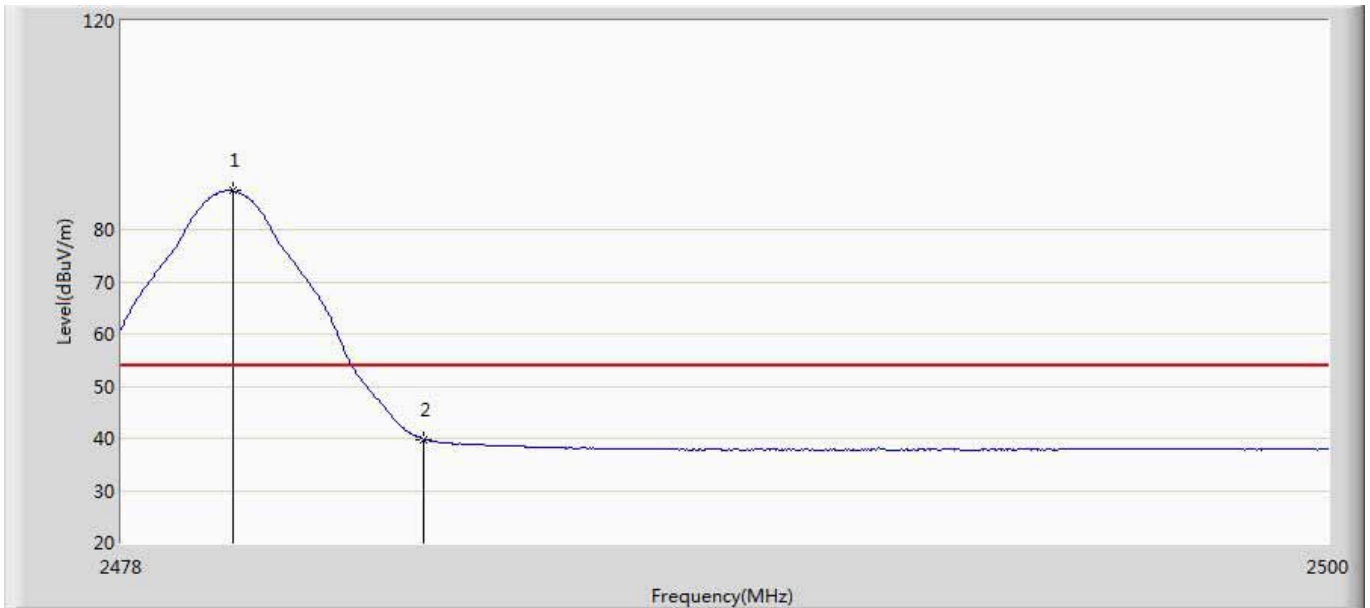
No	Mark	Frequency (MHz)	Measure Level (dBuV/m)	Reading Level (dBuV)	Over Limit (dB)	Limit (dBuV/m)	Factor (dB)	Type
1	*	2479.980	86.458	50.592	32.458	54.000	35.866	AV
2		2483.500	39.294	3.402	-14.706	54.000	35.891	AV

Engineer: YULIU	
Site: AC5	Time: 2019/03/08 - 19:33
Limit: FCC_Part15.209_RE(3m)	Margin: 0
Probe: Horn_3117_00167055(1-18GHz)	Polarity: Horizontal
EUT: LED LAMP	Power: AC 120V/60Hz
Note: Mode2:Transmit at 2480Mhz by 2LE	



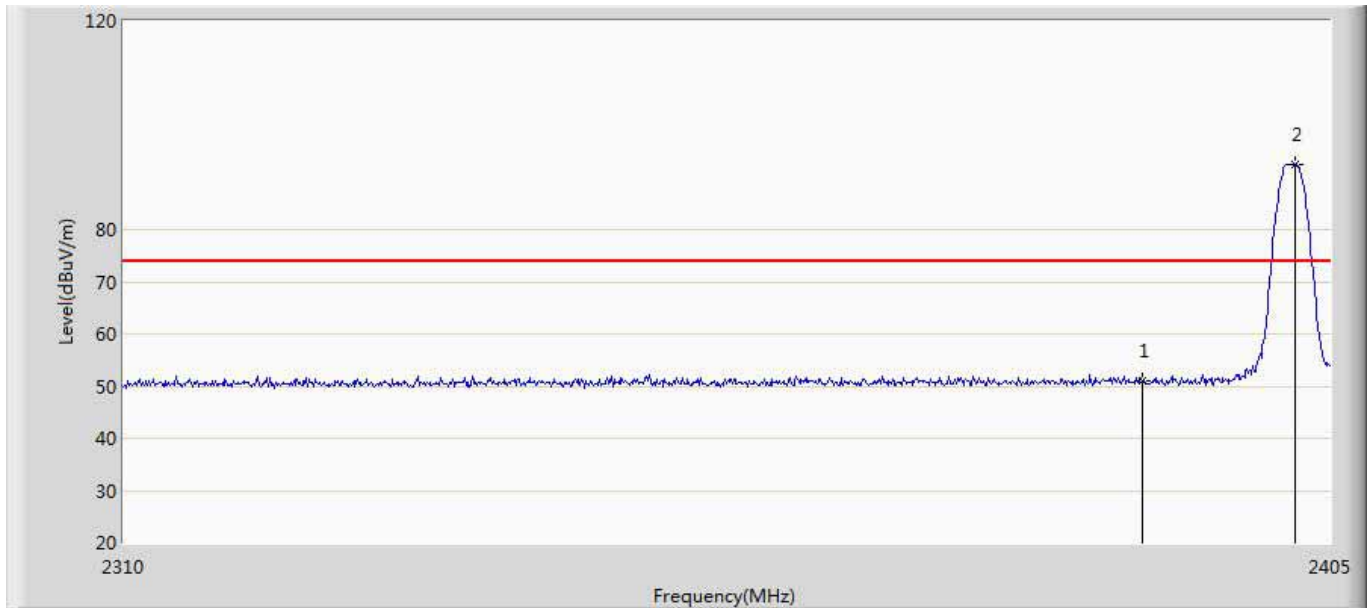
No	Mark	Frequency (MHz)	Measure Level (dBuV/m)	Reading Level (dBuV)	Over Limit (dB)	Limit (dBuV/m)	Factor (dB)	Type
1	*	2479.540	89.204	53.341	15.204	74.000	35.863	PK
2		2483.500	52.624	16.732	-21.376	74.000	35.891	PK

Engineer: YULIU	
Site: AC5	Time: 2019/03/08 - 19:38
Limit: FCC_Part15.209_RE(3m)	Margin: 0
Probe: Horn_3117_00167055(1-18GHz)	Polarity: Horizontal
EUT: LED LAMP	Power: AC 120V/60Hz
Note: Mode2:Transmit at 2480Mhz by 2LE	



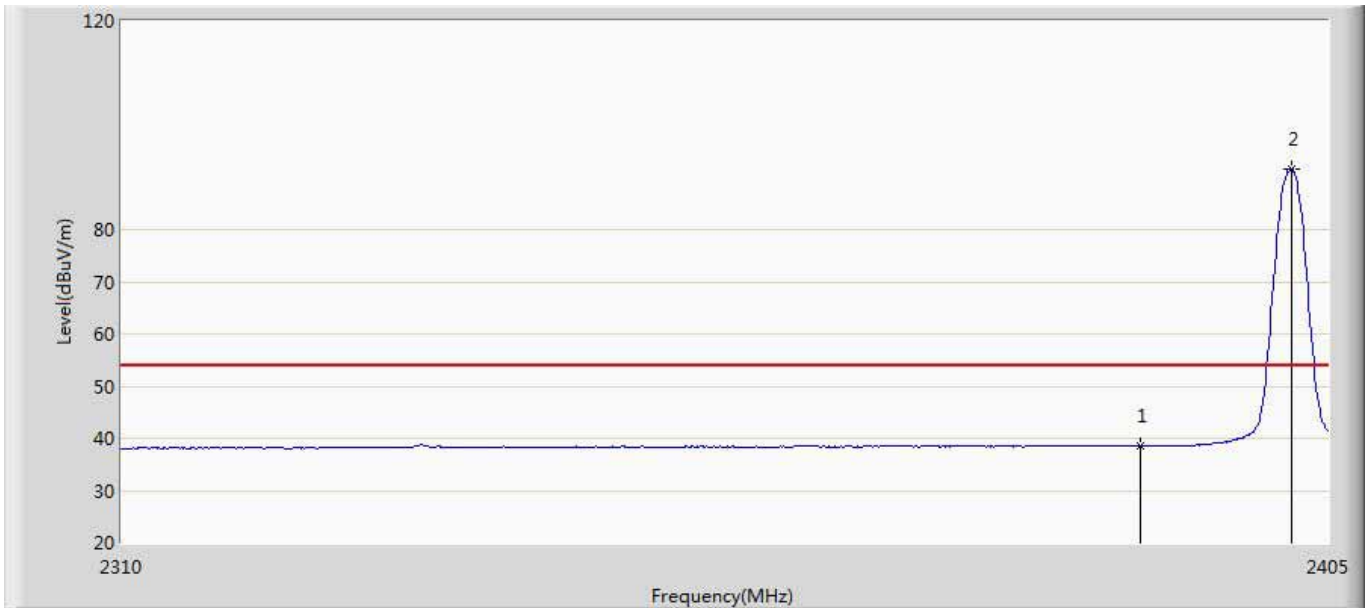
No	Mark	Frequency (MHz)	Measure Level (dBuV/m)	Reading Level (dBuV)	Over Limit (dB)	Limit (dBuV/m)	Factor (dB)	Type
1	*	2480.024	87.397	51.530	33.397	54.000	35.866	AV
2		2483.500	39.808	3.916	-14.192	54.000	35.891	AV

Engineer: YULIU	
Site: AC5	Time: 2019/03/08 - 19:41
Limit: FCC_Part15.209_RE(3m)	Margin: 0
Probe: Horn_3117_00167055(1-18GHz)	Polarity: Vertical
EUT: LED LAMP	Power: AC 120V/60Hz
Note: Mode3:Transmit at 2402Mhz by Coding125	



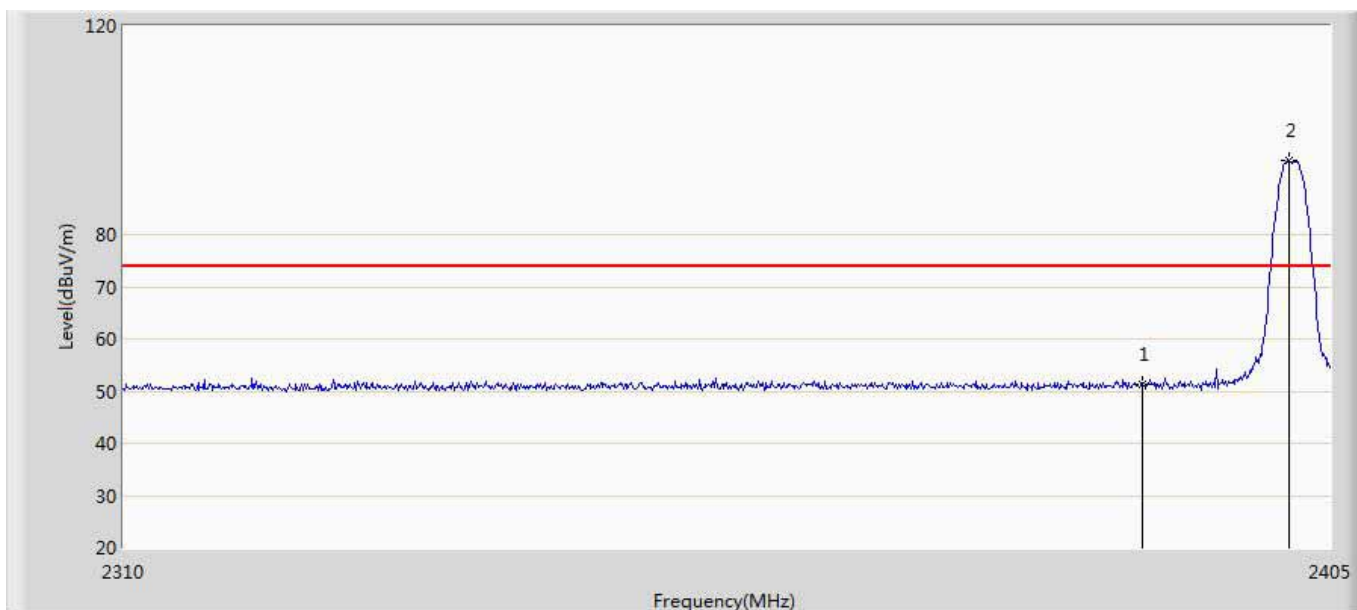
No	Mark	Frequency (MHz)	Measure Level (dBuV/m)	Reading Level (dBuV)	Over Limit (dB)	Limit (dBuV/m)	Factor (dB)	Type
1		2390.000	51.125	15.443	-22.875	74.000	35.682	PK
2	*	2402.245	92.455	56.742	18.455	74.000	35.714	PK

Engineer: YULIU	
Site: AC5	Time: 2019/03/08 - 19:46
Limit: FCC_Part15.209_RE(3m)	Margin: 0
Probe: Horn_3117_00167055(1-18GHz)	Polarity: Vertical
EUT: LED LAMP	Power: AC 120V/60Hz
Note: Mode3:Transmit at 2402Mhz by Coding125	



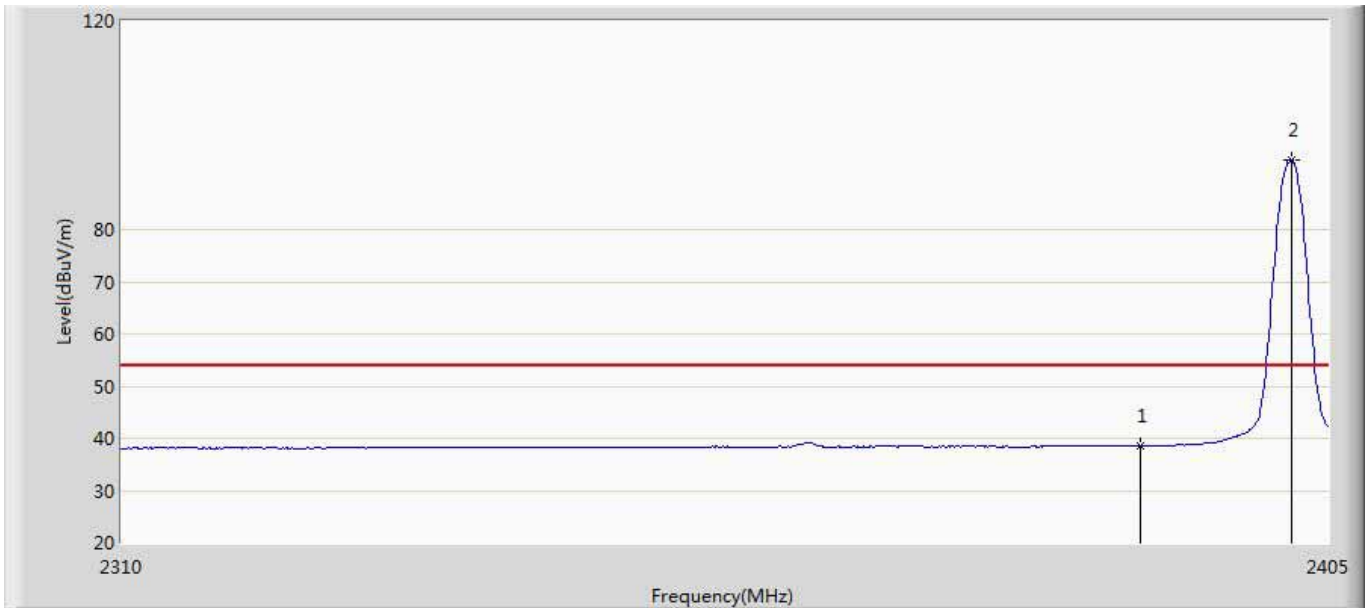
No	Mark	Frequency (MHz)	Measure Level (dBuV/m)	Reading Level (dBuV)	Over Limit (dB)	Limit (dBuV/m)	Factor (dB)	Type
1		2390.000	38.508	2.826	-15.492	54.000	35.682	AV
2	*	2402.055	91.694	55.981	37.694	54.000	35.712	AV

Engineer: YULIU	
Site: AC5	Time: 2019/03/08 - 19:48
Limit: FCC_Part15.209_RE(3m)	Margin: 0
Probe: Horn_3117_00167055(1-18GHz)	Polarity: Horizontal
EUT: LED LAMP	Power: AC 120V/60Hz
Note: Mode3:Transmit at 2402Mhz by Coding125	



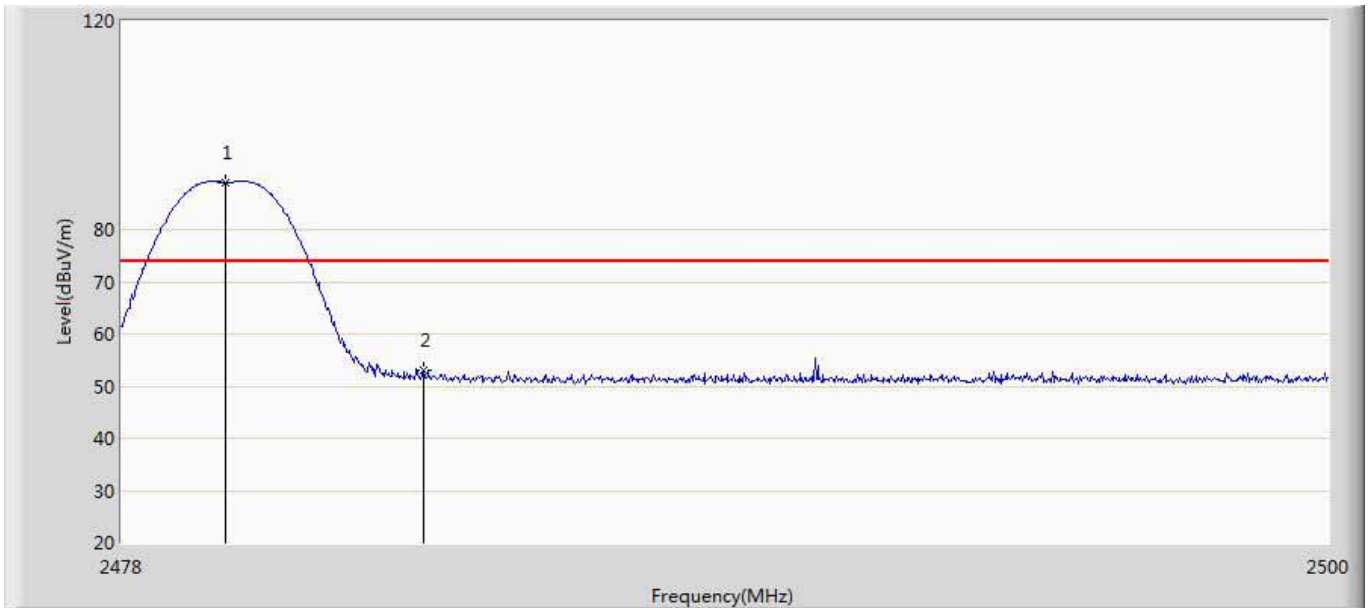
No	Mark	Frequency (MHz)	Measure Level (dBuV/m)	Reading Level (dBuV)	Over Limit (dB)	Limit (dBuV/m)	Factor (dB)	Type
1		2390.000	51.449	15.767	-22.551	74.000	35.682	PK
2	*	2401.770	94.076	58.364	20.076	74.000	35.712	PK

Engineer: YULIU	
Site: AC5	Time: 2019/03/08 - 19:51
Limit: FCC_Part15.209_RE(3m)	Margin: 0
Probe: Horn_3117_00167055(1-18GHz)	Polarity: Horizontal
EUT: LED LAMP	Power: AC 120V/60Hz
Note: Mode3:Transmit at 2402Mhz by Coding125	



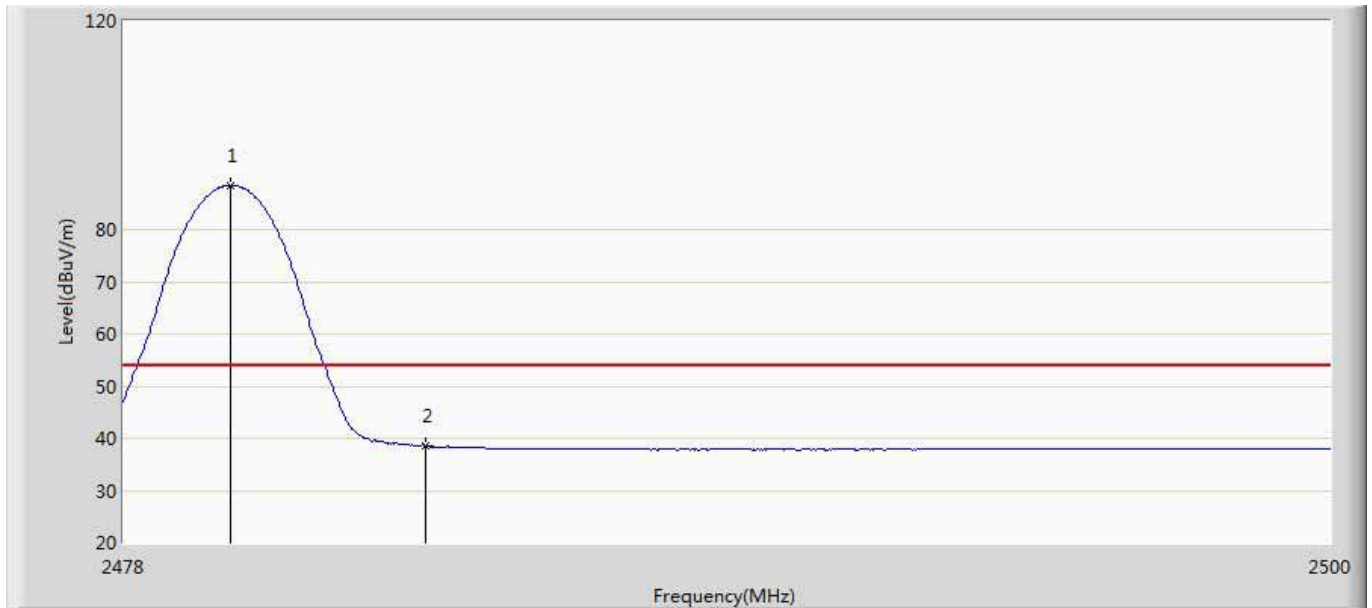
No	Mark	Frequency (MHz)	Measure Level (dBuV/m)	Reading Level (dBuV)	Over Limit (dB)	Limit (dBuV/m)	Factor (dB)	Type
1		2390.000	38.452	2.770	-15.548	54.000	35.682	AV
2	*	2402.055	93.349	57.636	39.349	54.000	35.712	AV

Engineer: YULIU	
Site: AC5	Time: 2019/03/08 - 19:56
Limit: FCC_Part15.209_RE(3m)	Margin: 0
Probe: Horn_3117_00167055(1-18GHz)	Polarity: Vertical
EUT: LED LAMP	Power: AC 120V/60Hz
Note: Mode3:Transmit at 2480Mhz by Coding125	



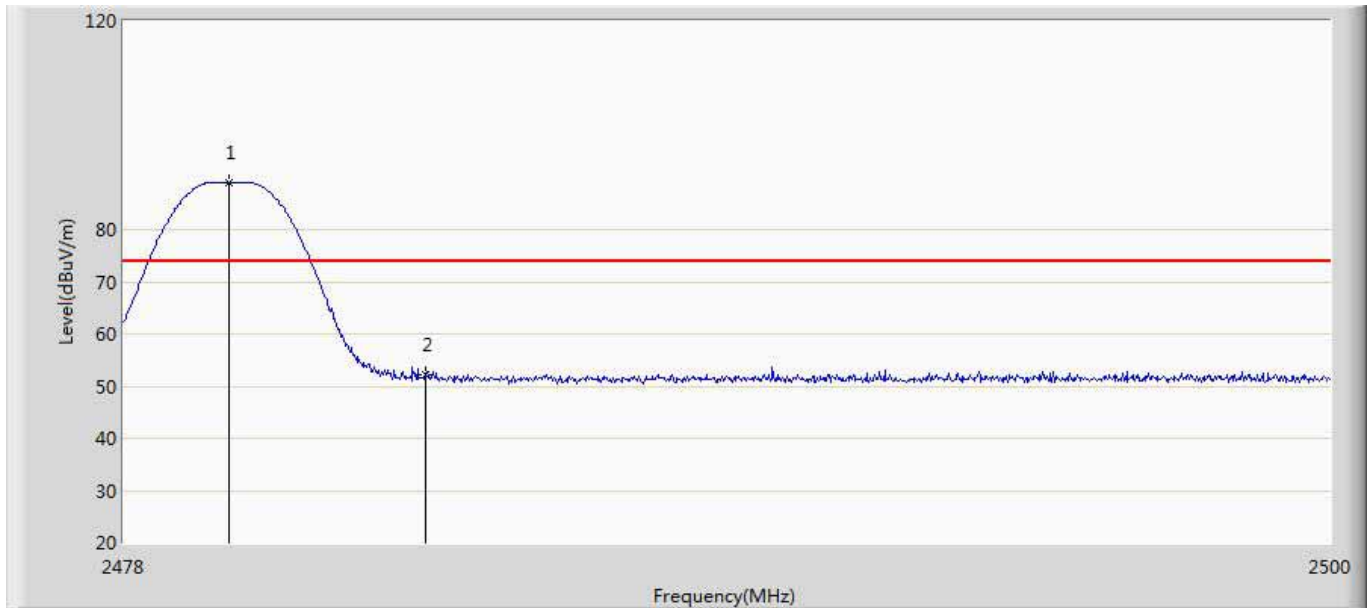
No	Mark	Frequency (MHz)	Measure Level (dBuV/m)	Reading Level (dBuV)	Over Limit (dB)	Limit (dBuV/m)	Factor (dB)	Type
1	*	2479.892	89.100	53.234	15.100	74.000	35.866	PK
2		2483.500	53.082	17.190	-20.918	74.000	35.891	PK

Engineer: YULIU	
Site: AC5	Time: 2019/03/08 - 20:00
Limit: FCC_Part15.209_RE(3m)	Margin: 0
Probe: Horn_3117_00167055(1-18GHz)	Polarity: Vertical
EUT: LED LAMP	Power: AC 120V/60Hz
Note: Mode3:Transmit at 2480Mhz by Coding125	



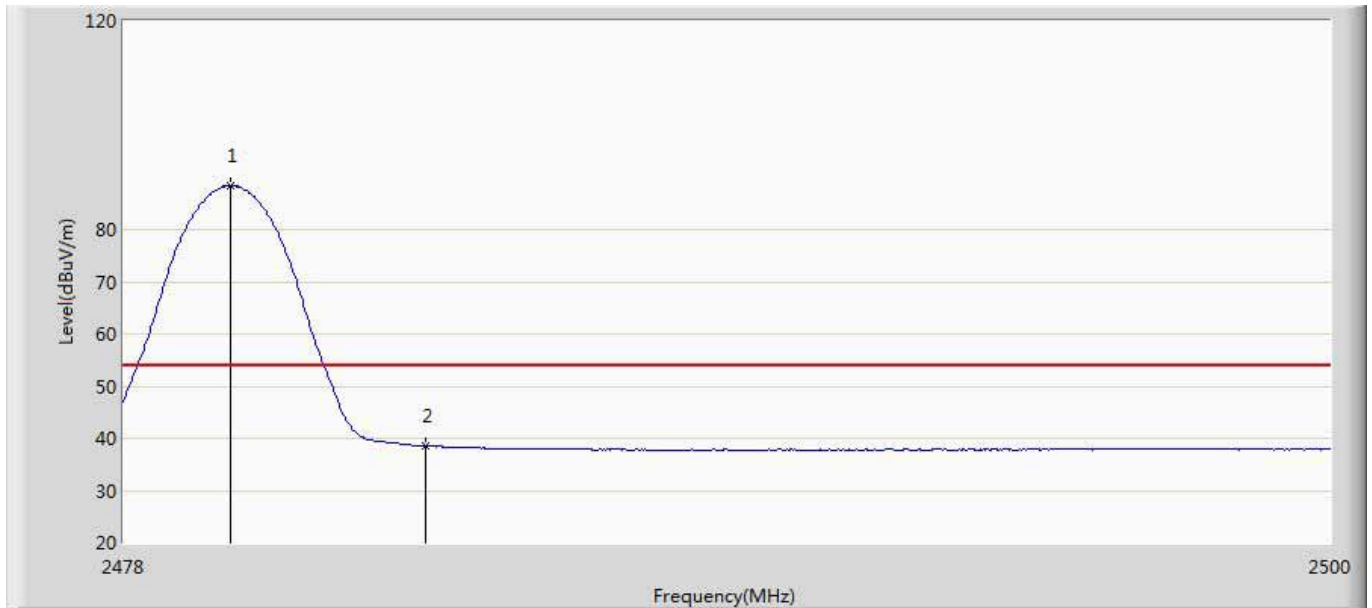
No	Mark	Frequency (MHz)	Measure Level (dBuV/m)	Reading Level (dBuV)	Over Limit (dB)	Limit (dBuV/m)	Factor (dB)	Type
1	*	2479.958	88.483	52.617	34.483	54.000	35.866	AV
2		2483.500	38.586	2.694	-15.414	54.000	35.891	AV

Engineer: YULIU	
Site: AC5	Time: 2019/03/08 - 20:05
Limit: FCC_Part15.209_RE(3m)	Margin: 0
Probe: Horn_3117_00167055(1-18GHz)	Polarity: Horizontal
EUT: LED LAMP	Power: AC 120V/60Hz
Note: Mode3:Transmit at 2480Mhz by Coding125	



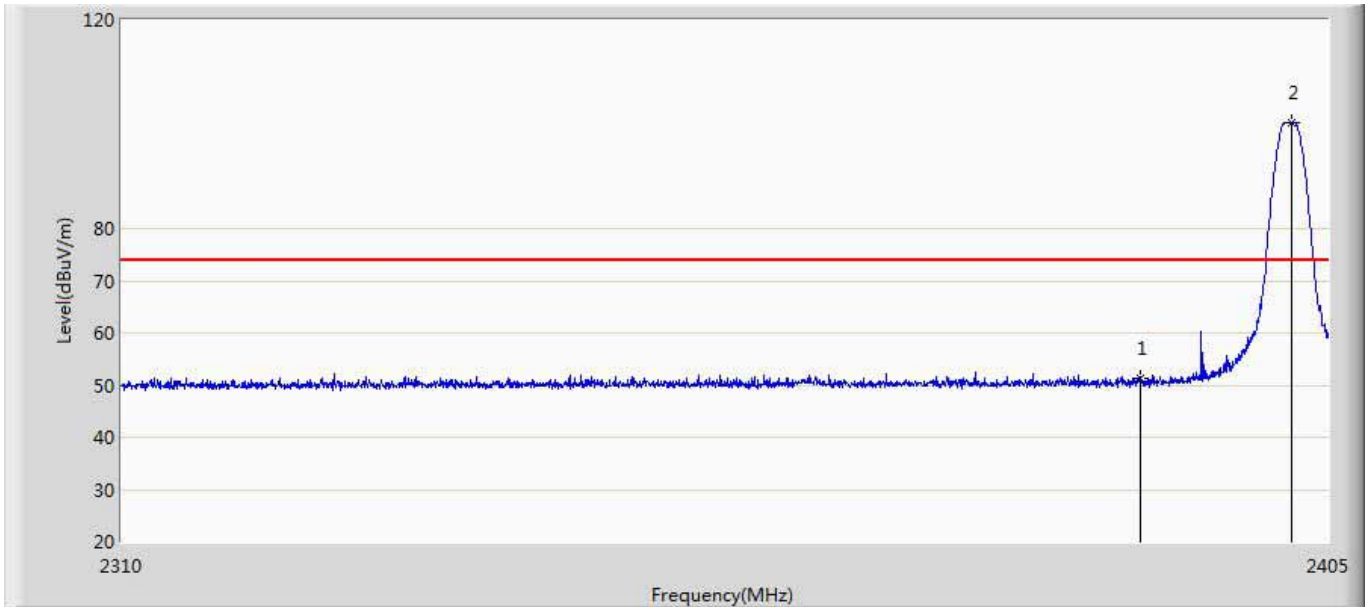
No	Mark	Frequency (MHz)	Measure Level (dBuV/m)	Reading Level (dBuV)	Over Limit (dB)	Limit (dBuV/m)	Factor (dB)	Type
1	*	2479.914	88.883	53.017	14.883	74.000	35.866	PK
2		2483.500	52.099	16.207	-21.901	74.000	35.891	PK

Engineer: YULIU	
Site: AC5	Time: 2019/03/08 - 20:08
Limit: FCC_Part15.209_RE(3m)	Margin: 0
Probe: Horn_3117_00167055(1-18GHz)	Polarity: Horizontal
EUT: LED LAMP	Power: AC 120V/60Hz
Note: Mode 3:Transmit at 2480Mhz by Coding125	



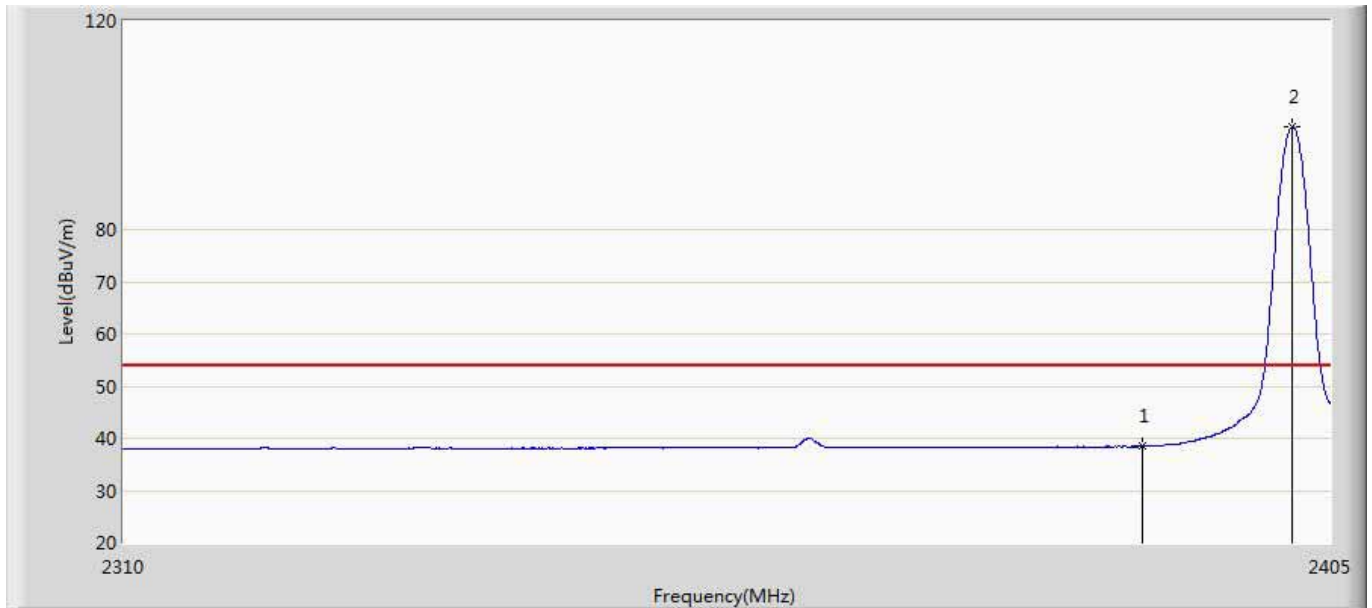
No	Mark	Frequency (MHz)	Measure Level (dBuV/m)	Reading Level (dBuV)	Over Limit (dB)	Limit (dBuV/m)	Factor (dB)	Type
1	*	2479.958	88.349	52.483	34.349	54.000	35.866	AV
2		2483.500	38.537	2.645	-15.463	54.000	35.891	AV

Engineer: YULIU	
Site: AC5	Time: 2019/03/08 - 15:56
Limit: FCC_Part15.209_RE(3m)	Margin: 0
Probe: Horn_3117_00167055(1-18GHz)	Polarity: Vertical
EUT: LED LAMP	Power: AC 120V/60Hz
Note: Mode 4:Transmit at 2402Mhz by Coding500	



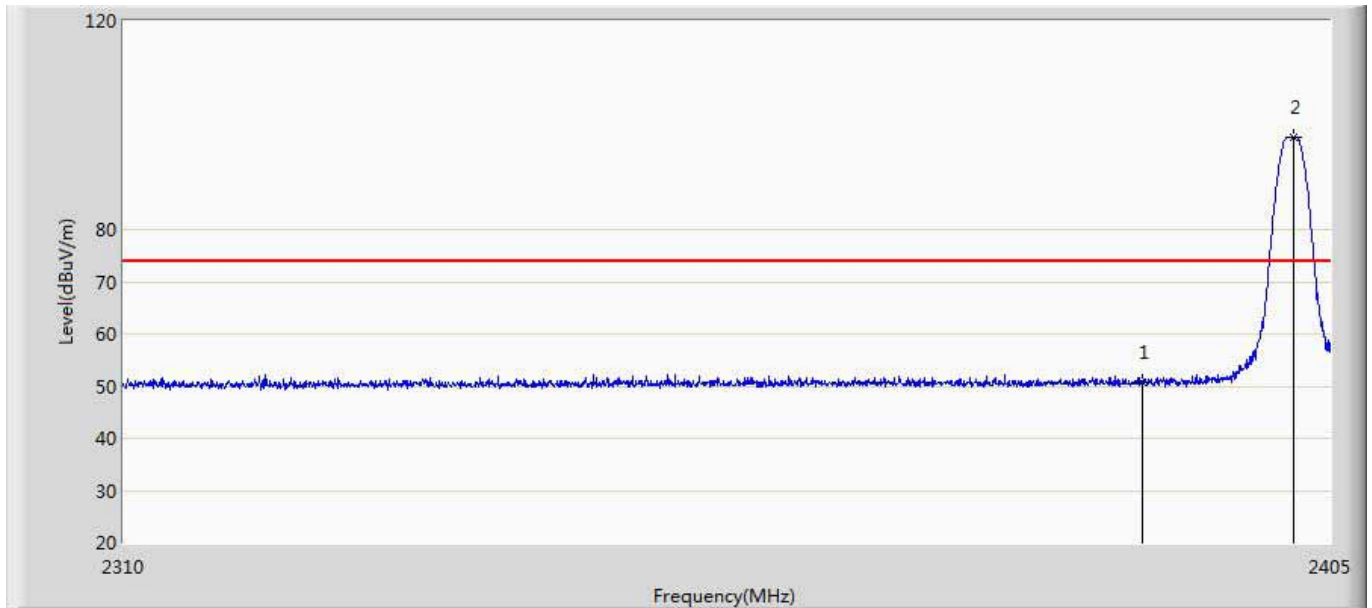
No	Mark	Frequency (MHz)	Measure Level (dBuV/m)	Reading Level (dBuV)	Over Limit (dB)	Limit (dBuV/m)	Factor (dB)	Type
1		2390.000	51.421	15.739	-22.579	74.000	35.682	PK
2	*	2402.055	100.317	64.604	26.317	74.000	35.712	PK

Engineer: YULIU	
Site: AC5	Time: 2019/04/04 - 10:20
Limit: FCC_Part15.209_RE(3m)	Margin: 0
Probe: Horn_3117_00167055(1-18GHz)	Polarity: Vertical
EUT: LED LAMP	Power: AC 120V/60Hz
Note: Mode 4:Transmit at 2402Mhz by Coding500	



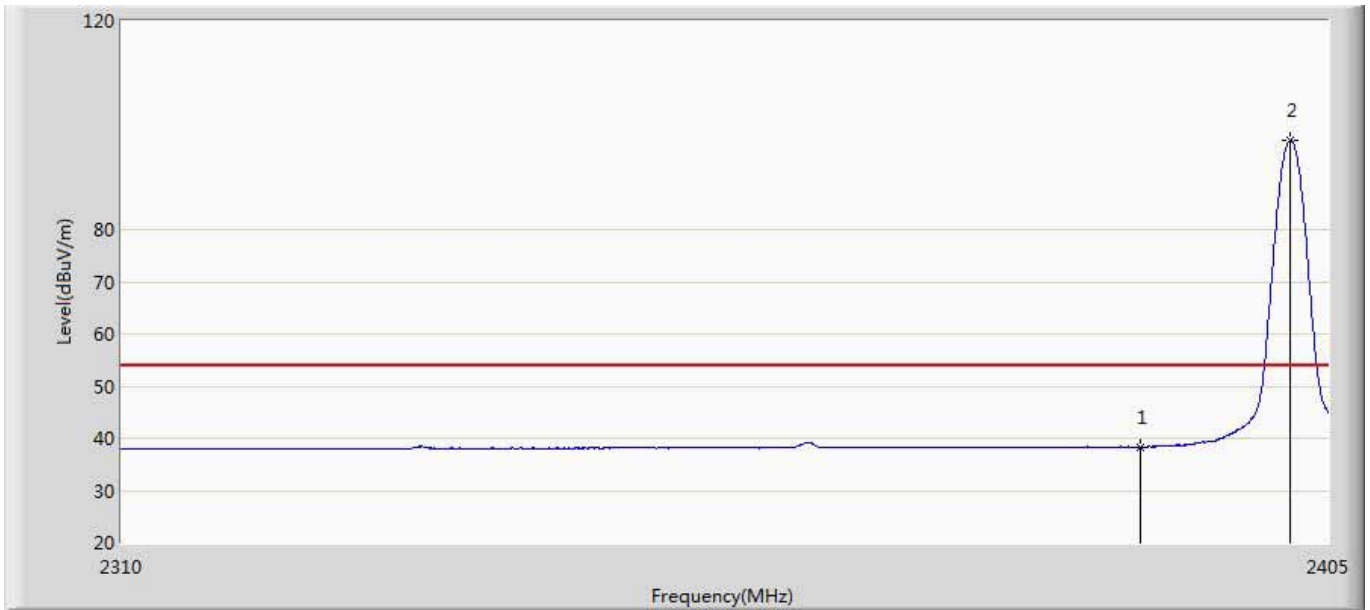
No	Mark	Frequency (MHz)	Measure Level (dBuV/m)	Reading Level (dBuV)	Over Limit (dB)	Limit (dBuV/m)	Factor (dB)	Type
1		2390.000	38.441	2.759	-15.559	54.000	35.682	AV
2	*	2401.960	99.664	63.951	45.664	54.000	35.712	AV

Engineer: YULIU	
Site: AC5	Time: 2019/04/04 - 10:22
Limit: FCC_Part15.209_RE(3m)	Margin: 0
Probe: Horn_3117_00167055(1-18GHz)	Polarity: Horizontal
EUT: LED LAMP	Power: AC 120V/60Hz
Note: Mode 4:Transmit at 2402Mhz by Coding500	



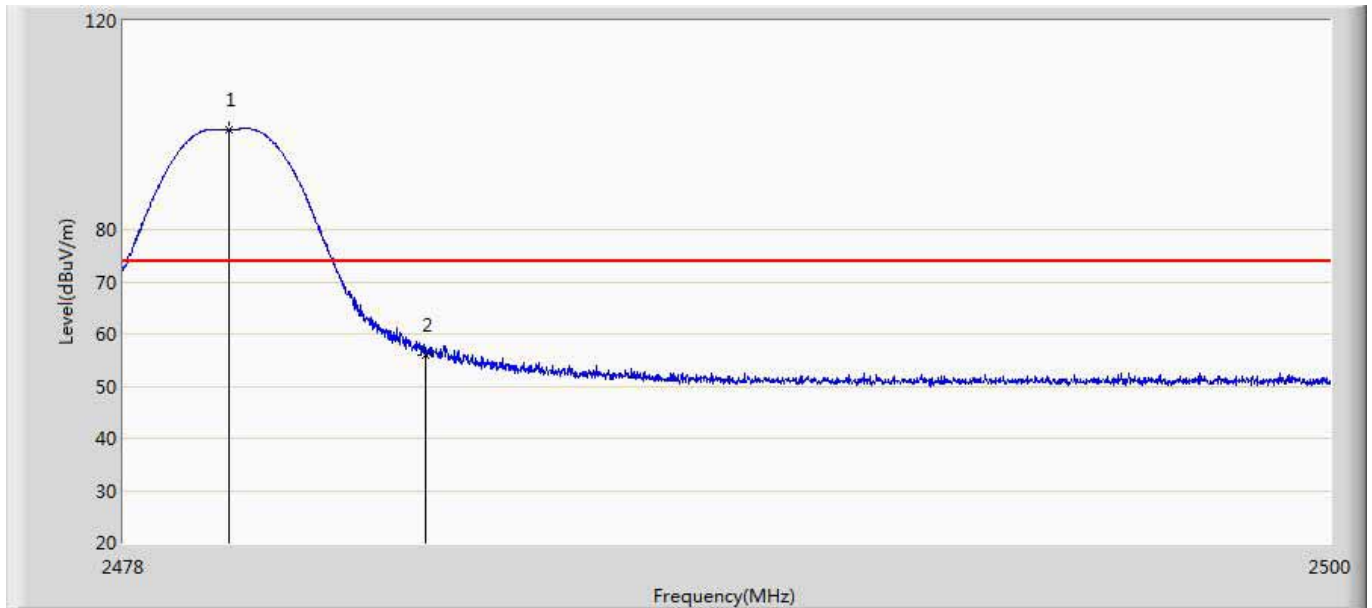
No	Mark	Frequency (MHz)	Measure Level (dBuV/m)	Reading Level (dBuV)	Over Limit (dB)	Limit (dBuV/m)	Factor (dB)	Type
1		2390.000	50.702	15.020	-23.298	74.000	35.682	PK
2	*	2402.055	97.656	61.943	23.656	74.000	35.712	PK

Engineer: YULIU	
Site: AC5	Time: 2019/04/04 - 10:25
Limit: FCC_Part15.209_RE(3m)	Margin: 0
Probe: Horn_3117_00167055(1-18GHz)	Polarity: Horizontal
EUT: LED LAMP	Power: AC 120V/60Hz
Note: Mode 4:Transmit at 2402Mhz by Coding500	



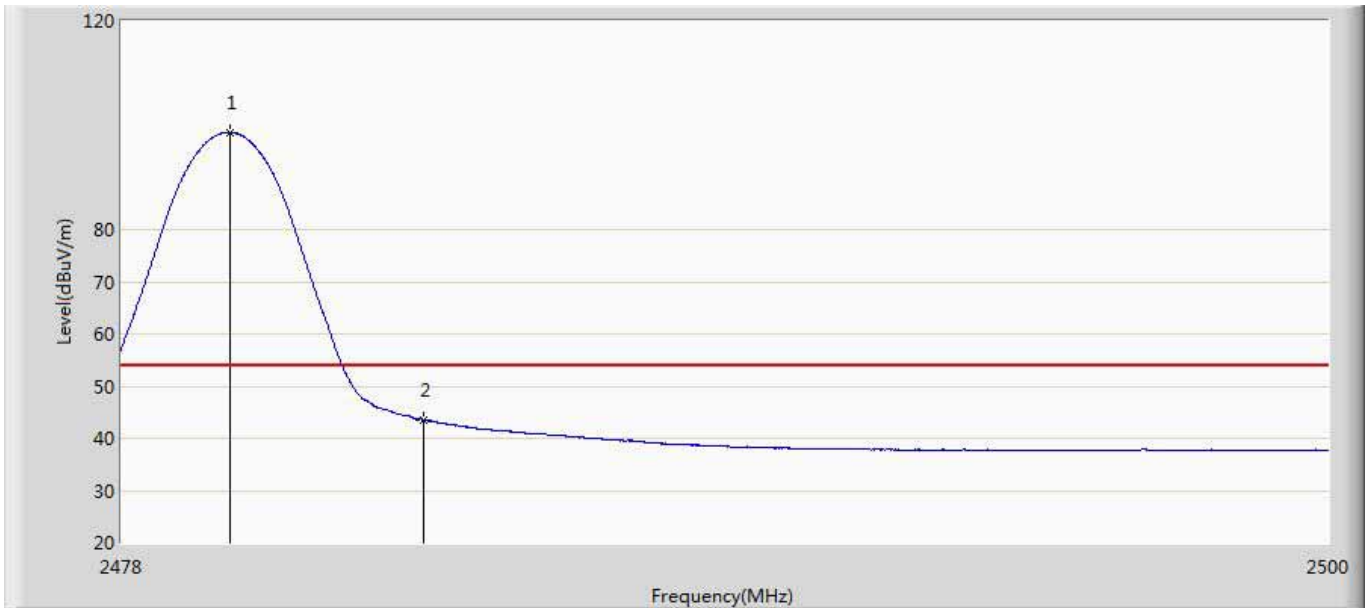
No	Mark	Frequency (MHz)	Measure Level (dBuV/m)	Reading Level (dBuV)	Over Limit (dB)	Limit (dBuV/m)	Factor (dB)	Type
1		2390.000	38.390	2.708	-15.610	54.000	35.682	AV
2	*	2401.913	97.010	61.298	43.010	54.000	35.712	AV

Engineer: YULIU	
Site: AC5	Time: 2019/04/04 - 10:28
Limit: FCC_Part15.209_RE(3m)	Margin: 0
Probe: Horn_3117_00167055(1-18GHz)	Polarity: Vertical
EUT: LED LAMP	Power: AC 120V/60Hz
Note: Mode 4:Transmit at 2480Mhz by Coding500	



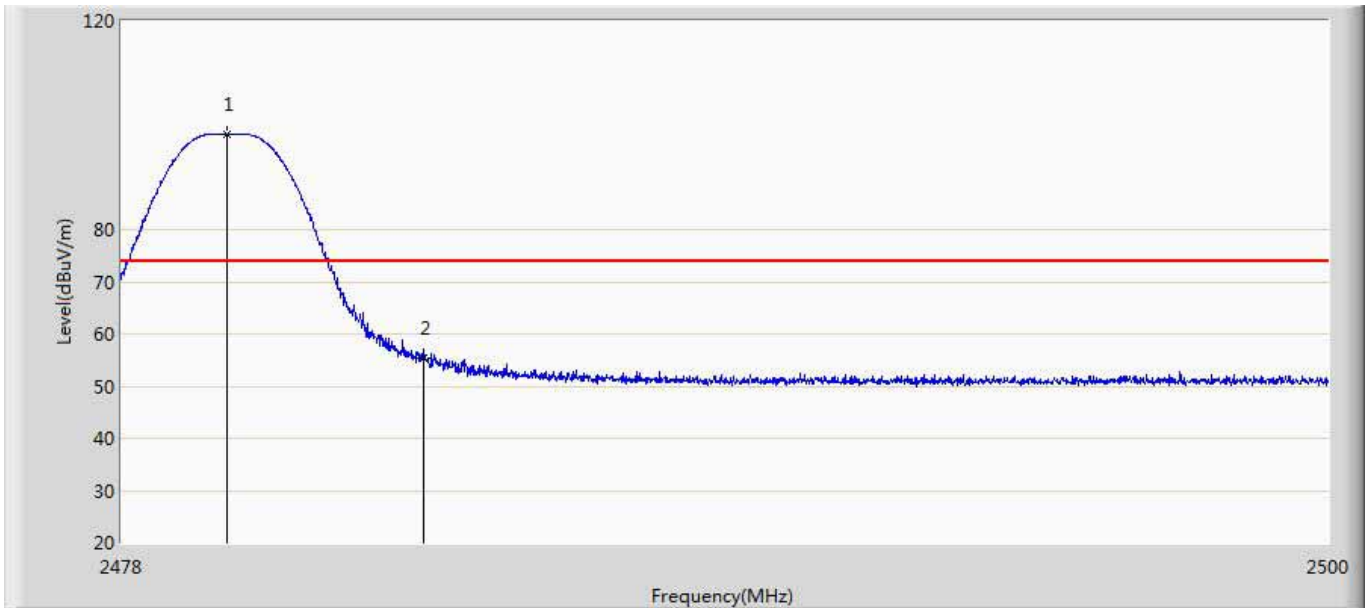
No	Mark	Frequency (MHz)	Measure Level (dBuV/m)	Reading Level (dBuV)	Over Limit (dB)	Limit (dBuV/m)	Factor (dB)	Type
1	*	2479.914	99.123	63.257	25.123	74.000	35.866	PK
2		2483.500	55.896	20.004	-18.104	74.000	35.891	PK

Engineer: YULIU	
Site: AC5	Time: 2019/04/04 - 10:31
Limit: FCC_Part15.209_RE(3m)	Margin: 0
Probe: Horn_3117_00167055(1-18GHz)	Polarity: Vertical
EUT: LED LAMP	Power: AC 120V/60Hz
Note: Mode 4:Transmit at 2480Mhz by Coding500	



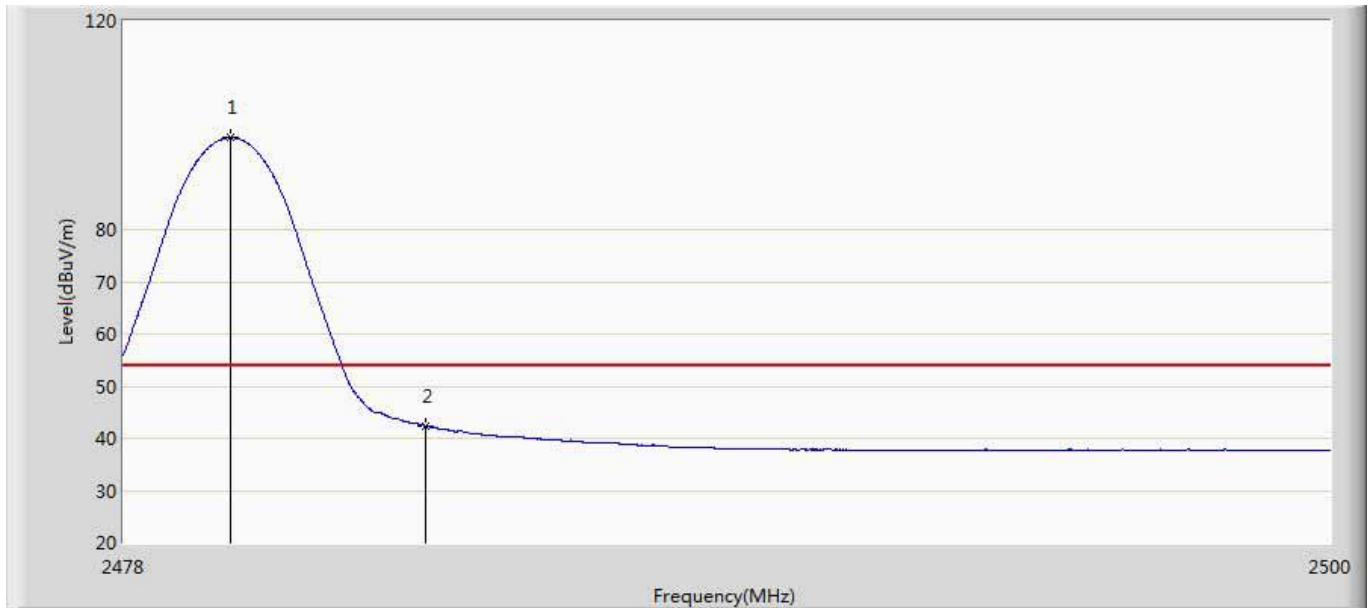
No	Mark	Frequency (MHz)	Measure Level (dBuV/m)	Reading Level (dBuV)	Over Limit (dB)	Limit (dBuV/m)	Factor (dB)	Type
1	*	2479.980	98.611	62.745	44.611	54.000	35.866	AV
2		2483.500	43.477	7.585	-10.523	54.000	35.891	AV

Engineer: YULIU	
Site: AC5	Time: 2019/04/04 - 10:33
Limit: FCC_Part15.209_RE(3m)	Margin: 0
Probe: Horn_3117_00167055(1-18GHz)	Polarity: Horizontal
EUT: LED LAMP	Power: AC 120V/60Hz
Note: Mode 4:Transmit at 2480Mhz by Coding500	



No	Mark	Frequency (MHz)	Measure Level (dBuV/m)	Reading Level (dBuV)	Over Limit (dB)	Limit (dBuV/m)	Factor (dB)	Type
1	*	2479.914	98.128	62.262	24.128	74.000	35.866	PK
2		2483.500	55.424	19.532	-18.576	74.000	35.891	PK

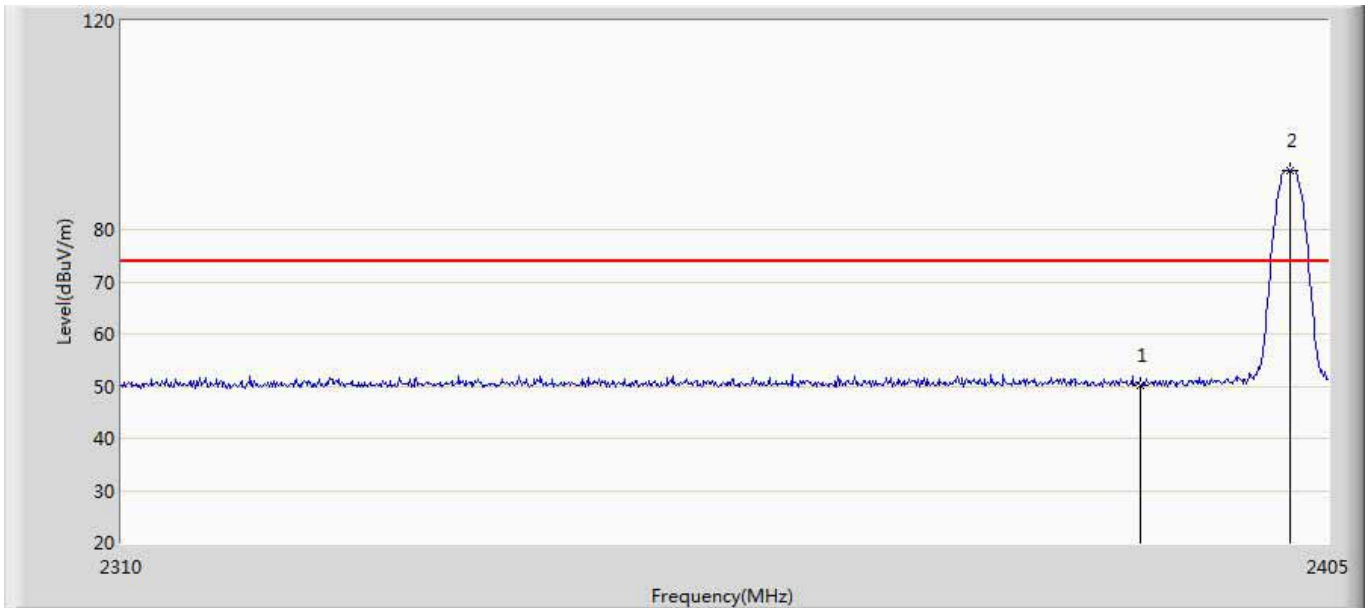
Engineer: YULIU	
Site: AC5	Time: 2019/04/04 - 10:35
Limit: FCC_Part15.209_RE(3m)	Margin: 0
Probe: Horn_3117_00167055(1-18GHz)	Polarity: Horizontal
EUT: LED LAMP	Power: AC 120V/60Hz
Note: Mode 4:Transmit at 2480Mhz by Coding500	



No	Mark	Frequency (MHz)	Measure Level (dBuV/m)	Reading Level (dBuV)	Over Limit (dB)	Limit (dBuV/m)	Factor (dB)	Type
1	*	2479.947	97.612	61.746	43.612	54.000	35.866	AV
2		2483.500	42.432	6.540	-11.568	54.000	35.891	AV

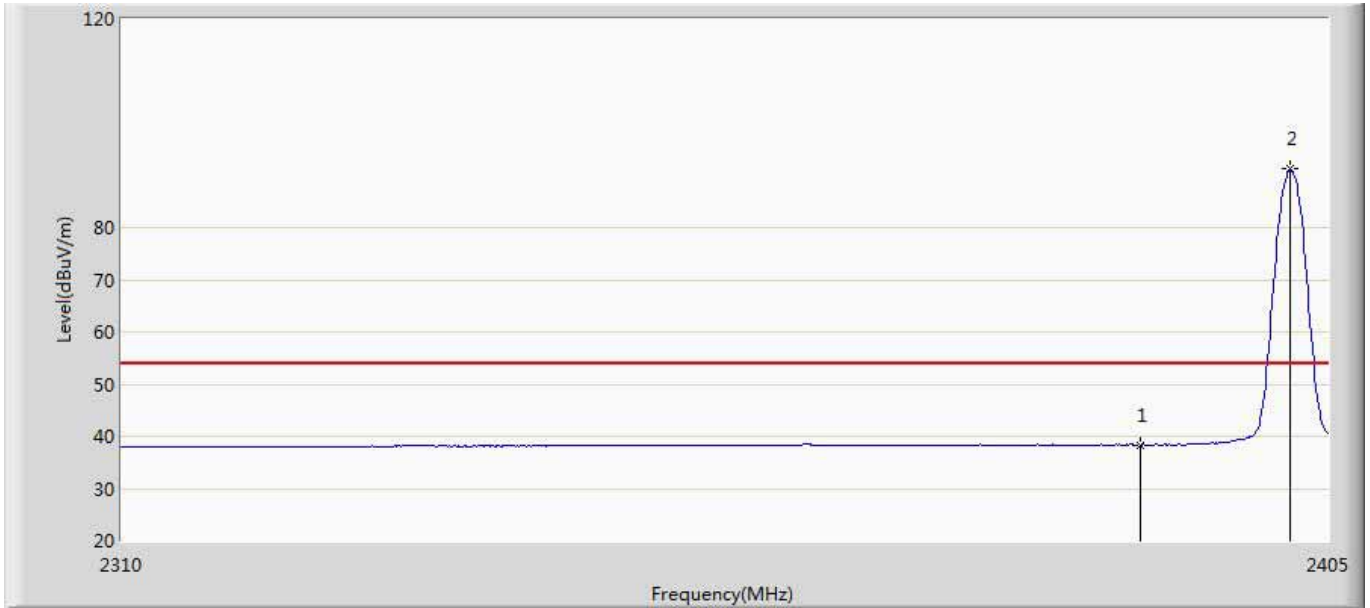
Diodes:

Engineer: YULIU	
Site: AC5	Time: 2019/03/08 - 15:56
Limit: FCC_Part15.209_RE(3m)	Margin: 0
Probe: Horn_3117_00167055(1-18GHz)	Polarity: Vertical
EUT: LED LAMP	Power: AC 120V/60Hz
Note: Mode1:Transmit at 2402Mhz by BLE	



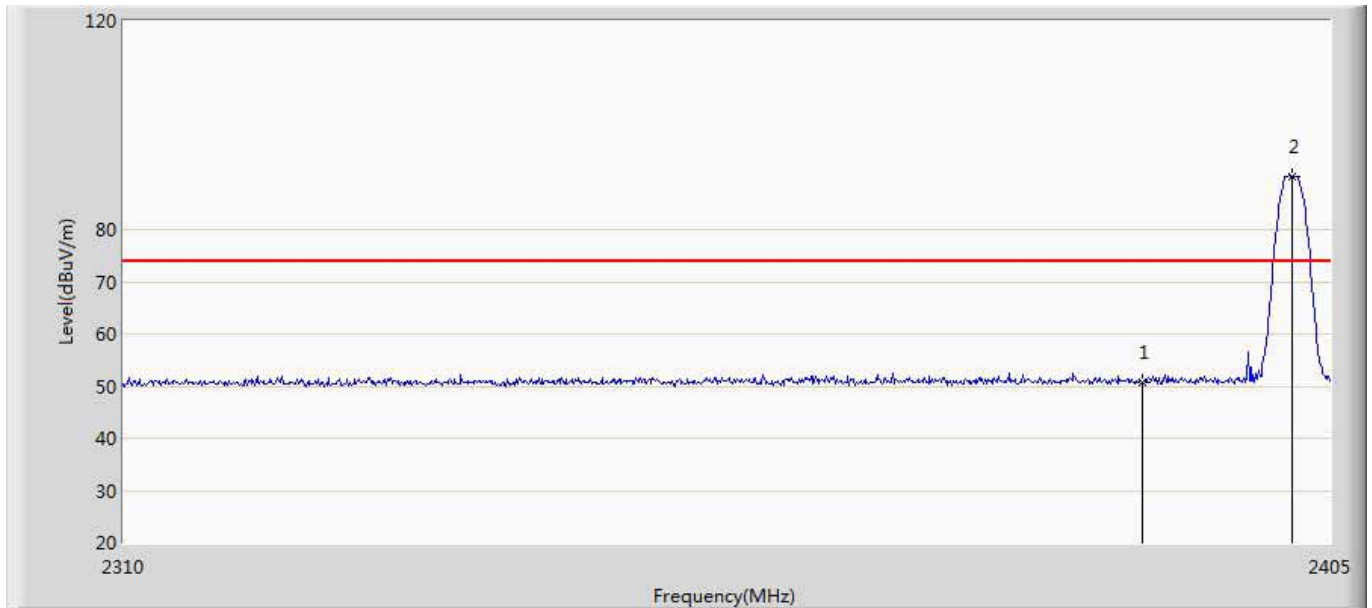
No	Mark	Frequency (MHz)	Measure Level (dBuV/m)	Reading Level (dBuV)	Over Limit (dB)	Limit (dBuV/m)	Factor (dB)	Type
1		2390.000	50.282	14.600	-23.718	74.000	35.682	PK
2	*	2401.960	91.301	55.588	17.301	74.000	35.712	PK

Engineer: YULIU	
Site: AC5	Time: 2019/03/09 - 15:36
Limit: FCC_Part15.209_RE(3m)	Margin: 0
Probe: Horn_3117_00167055(1-18GHz)	Polarity: Vertical
EUT: LED LAMP	Power: AC 120V/60Hz
Note: Mode1:Transmit at 2402Mhz by BLE	



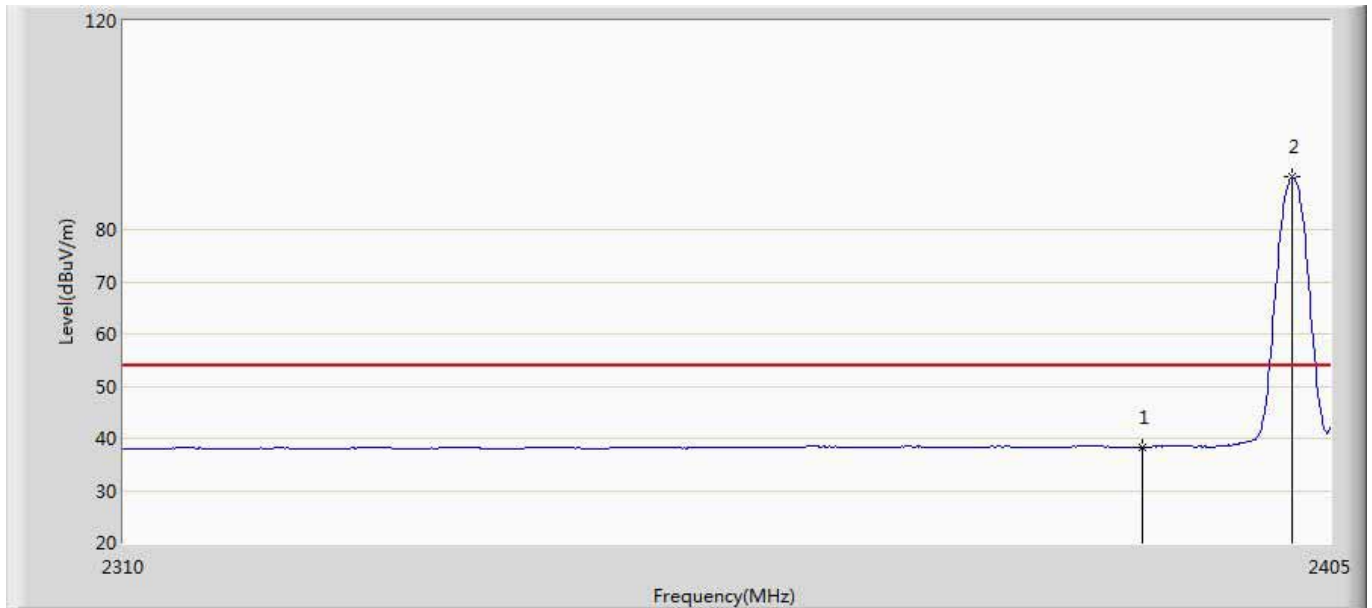
No	Mark	Frequency (MHz)	Measure Level (dBuV/m)	Reading Level (dBuV)	Over Limit (dB)	Limit (dBuV/m)	Factor (dB)	Type
1		2390.000	38.386	2.704	-15.614	54.000	35.682	AV
2	*	2401.960	91.301	55.588	37.301	54.000	35.712	AV

Engineer: YULIU	
Site: AC5	Time: 2019/03/09 - 15:47
Limit: FCC_Part15.209_RE(3m)	Margin: 0
Probe: Horn_3117_00167055(1-18GHz)	Polarity: Horizontal
EUT: LED LAMP	Power: AC 120V/60Hz
Note: Mode1:Transmit at 2402Mhz by BLE	



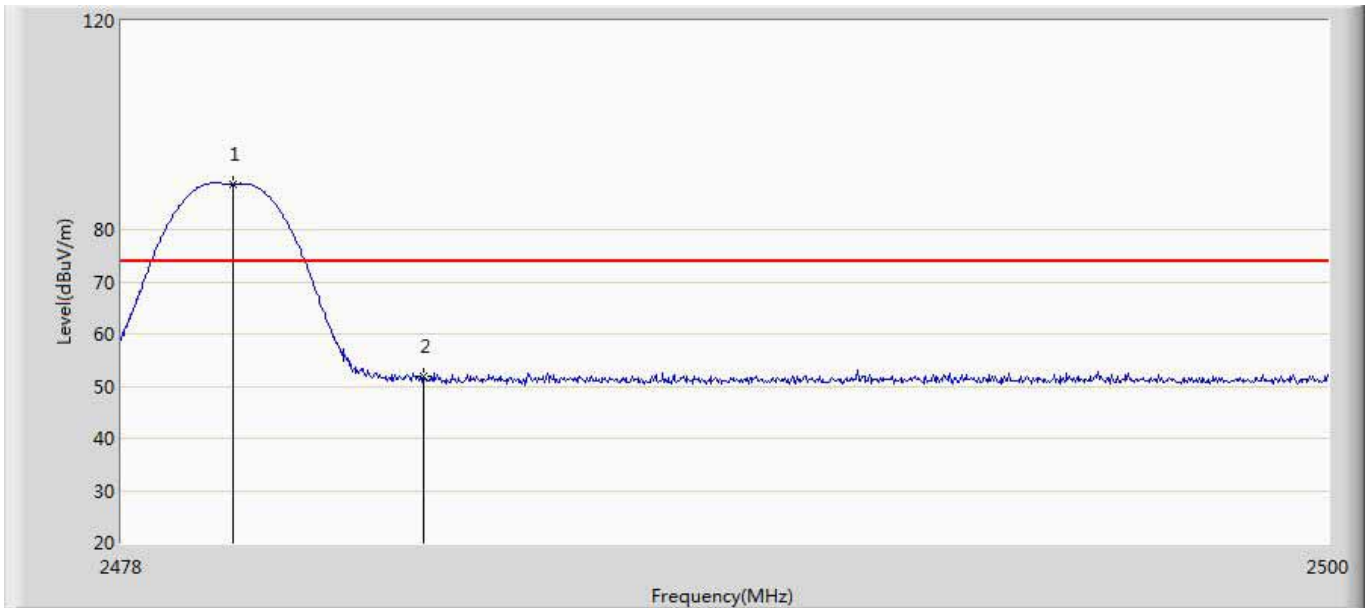
No	Mark	Frequency (MHz)	Measure Level (dBuV/m)	Reading Level (dBuV)	Over Limit (dB)	Limit (dBuV/m)	Factor (dB)	Type
1		2390.000	50.809	15.127	-23.191	74.000	35.682	PK
2	*	2401.960	90.159	54.446	16.159	74.000	35.712	PK

Engineer: YULIU	
Site: AC5	Time: 2019/03/09 - 15:53
Limit: FCC_Part15.209_RE(3m)	Margin: 0
Probe: Horn_3117_00167055(1-18GHz)	Polarity: Horizontal
EUT: LED LAMP	Power: AC 120V/60Hz
Note: Mode1:Transmit at 2402Mhz by BLE	



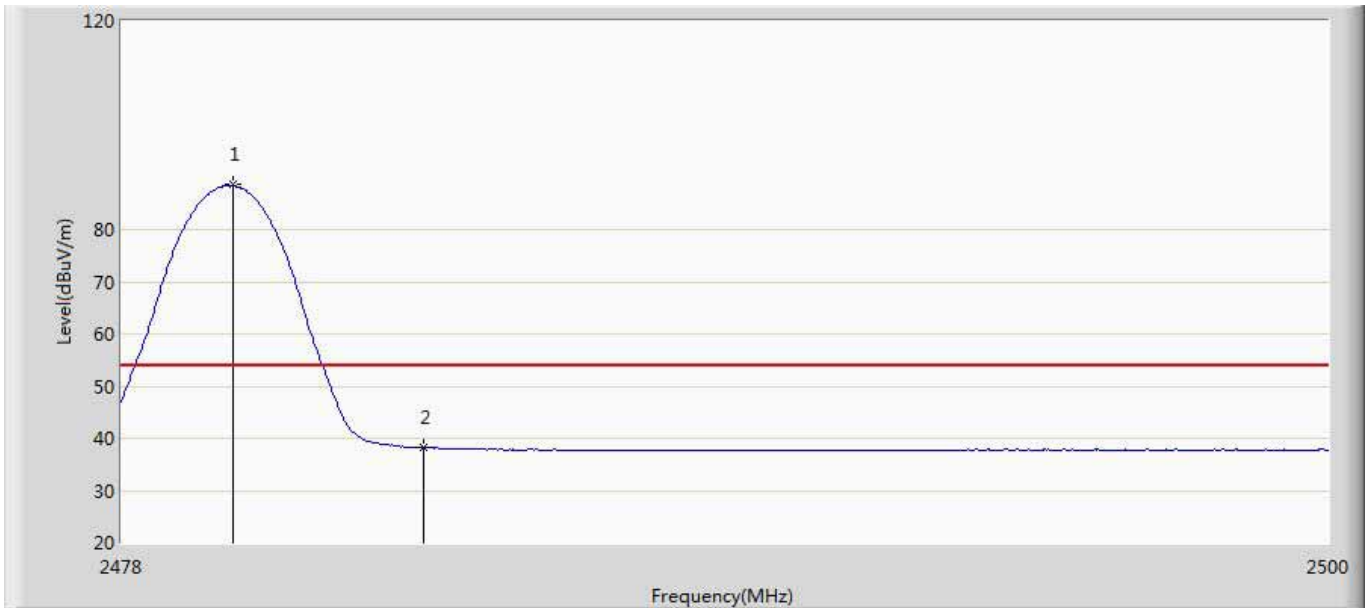
No	Mark	Frequency (MHz)	Measure Level (dBuV/m)	Reading Level (dBuV)	Over Limit (dB)	Limit (dBuV/m)	Factor (dB)	Type
1		2390.000	38.310	2.628	-15.690	54.000	35.682	AV
2	*	2401.960	90.159	54.446	36.159	54.000	35.712	AV

Engineer: YULIU	
Site: AC5	Time: 2019/03/09 - 16:00
Limit: FCC_Part15.209_RE(3m)	Margin: 0
Probe: Horn_3117_00167055(1-18GHz)	Polarity: Vertical
EUT: LED LAMP	Power: AC 120V/60Hz
Note: Mode1:Transmit at 2480Mhz by BLE	



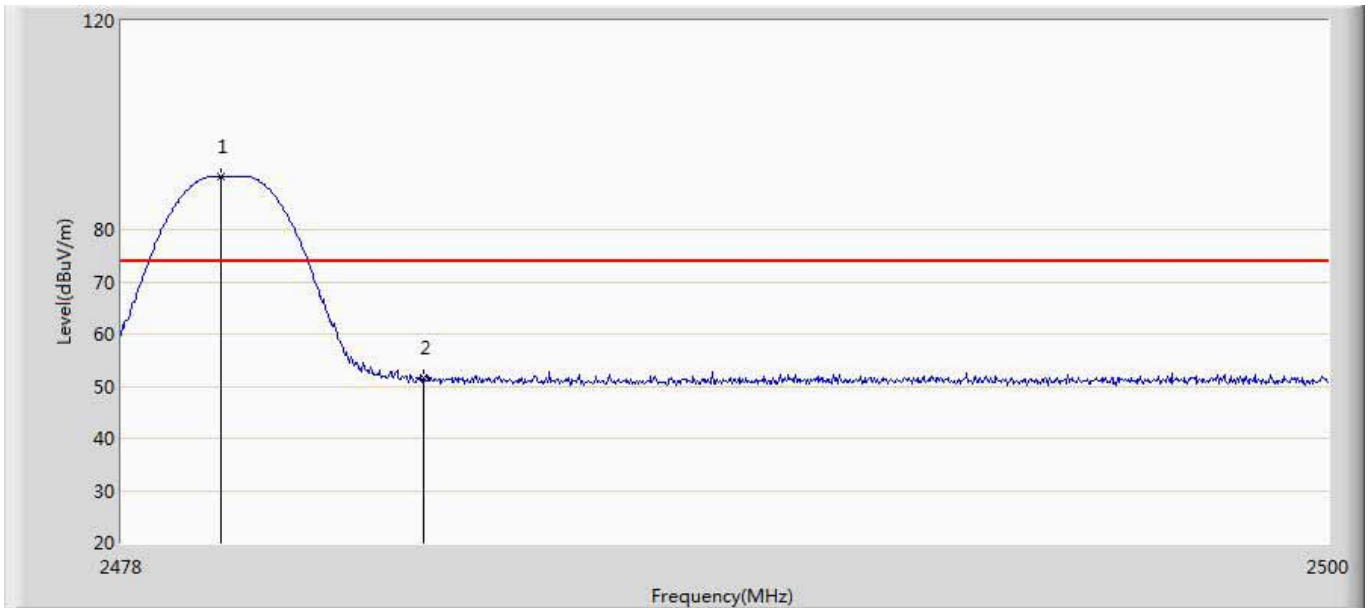
No	Mark	Frequency (MHz)	Measure Level (dBuV/m)	Reading Level (dBuV)	Over Limit (dB)	Limit (dBuV/m)	Factor (dB)	Type
1	*	2480.024	88.790	52.923	14.790	74.000	35.866	PK
2		2483.500	51.879	15.987	-22.121	74.000	35.891	PK

Engineer: YULIU	
Site: AC5	Time: 2019/03/09 - 16:03
Limit: FCC_Part15.209_RE(3m)	Margin: 0
Probe: Horn_3117_00167055(1-18GHz)	Polarity: Vertical
EUT: LED LAMP	Power: AC 120V/60Hz
Note: Mode1:Transmit at 2480Mhz by BLE	



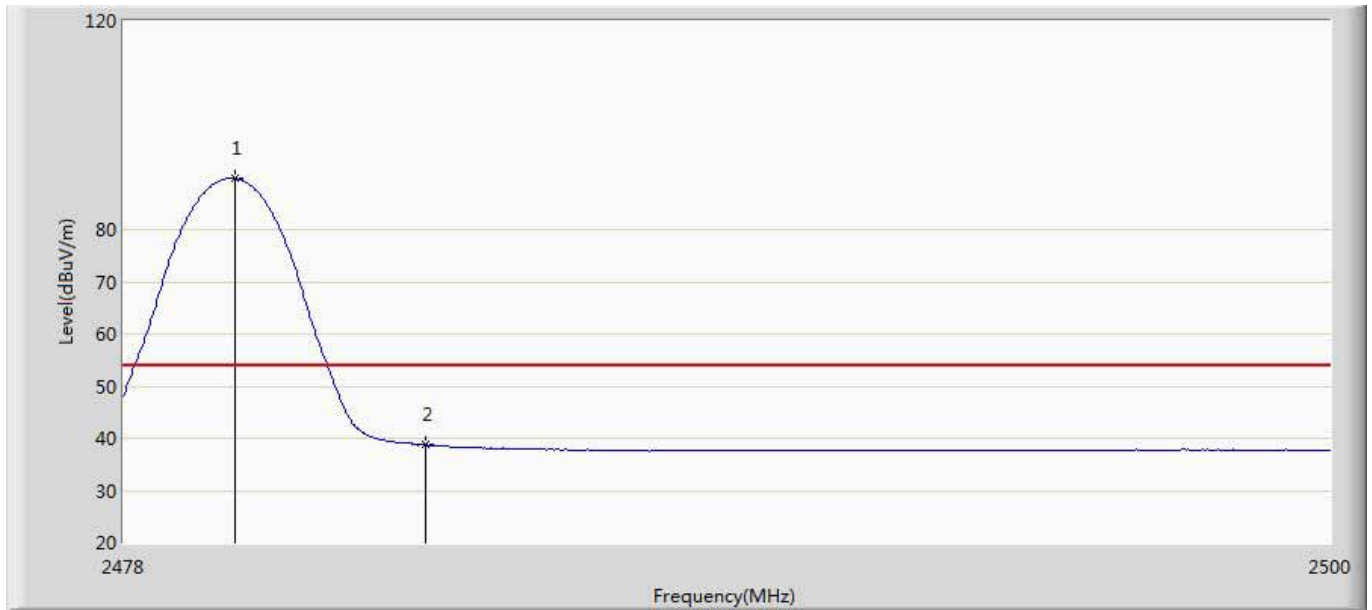
No	Mark	Frequency (MHz)	Measure Level (dBuV/m)	Reading Level (dBuV)	Over Limit (dB)	Limit (dBuV/m)	Factor (dB)	Type
1	*	2480.024	88.790	52.923	34.790	54.000	35.866	AV
2		2483.500	38.195	2.303	-15.805	54.000	35.891	AV

Engineer: YULIU	
Site: AC5	Time: 2019/03/09 - 16:11
Limit: FCC_Part15.209_RE(3m)	Margin: 0
Probe: Horn_3117_00167055(1-18GHz)	Polarity: Horizontal
EUT: LED LAMP	Power: AC 120V/60Hz
Note: Mode1:Transmit at 2480Mhz by BLE	



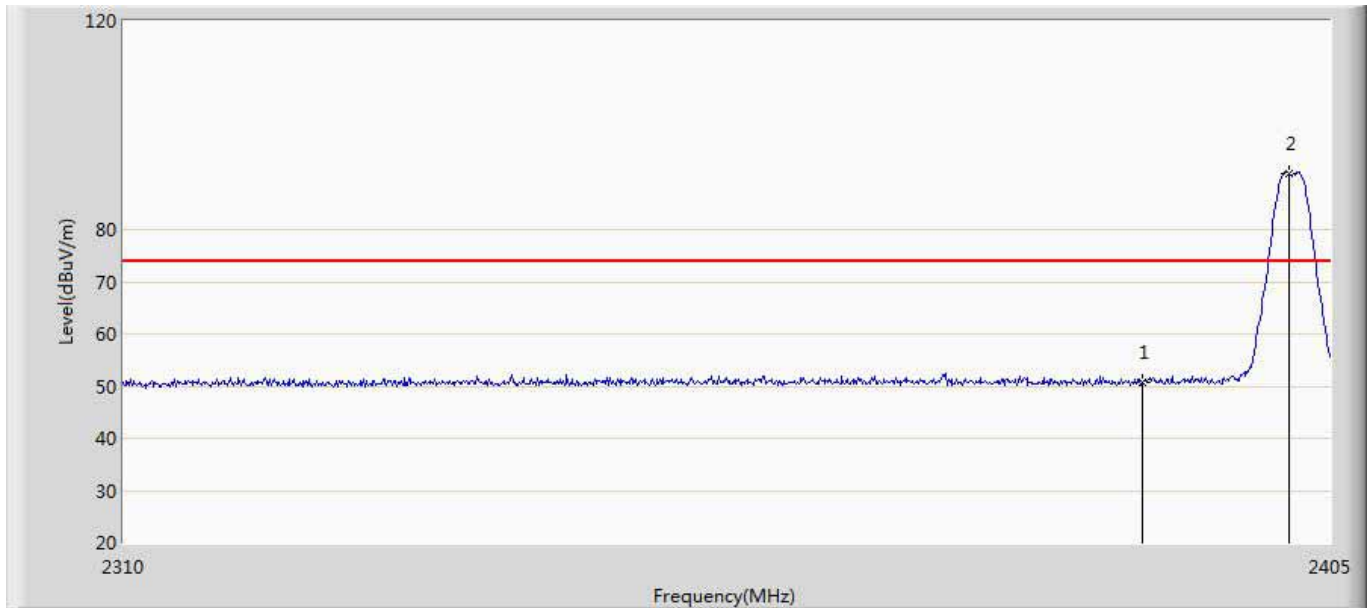
No	Mark	Frequency (MHz)	Measure Level (dBuV/m)	Reading Level (dBuV)	Over Limit (dB)	Limit (dBuV/m)	Factor (dB)	Type
1	*	2479.804	90.169	54.304	16.169	74.000	35.865	PK
2		2483.500	51.518	15.626	-22.482	74.000	35.891	PK

Engineer: YULIU	
Site: AC5	Time: 2019/03/09 - 16:13
Limit: FCC_Part15.209_RE(3m)	Margin: 0
Probe: Horn_3117_00167055(1-18GHz)	Polarity: Horizontal
EUT: LED LAMP	Power: AC 120V/60Hz
Note: Mode1:Transmit at 2480Mhz by BLE	



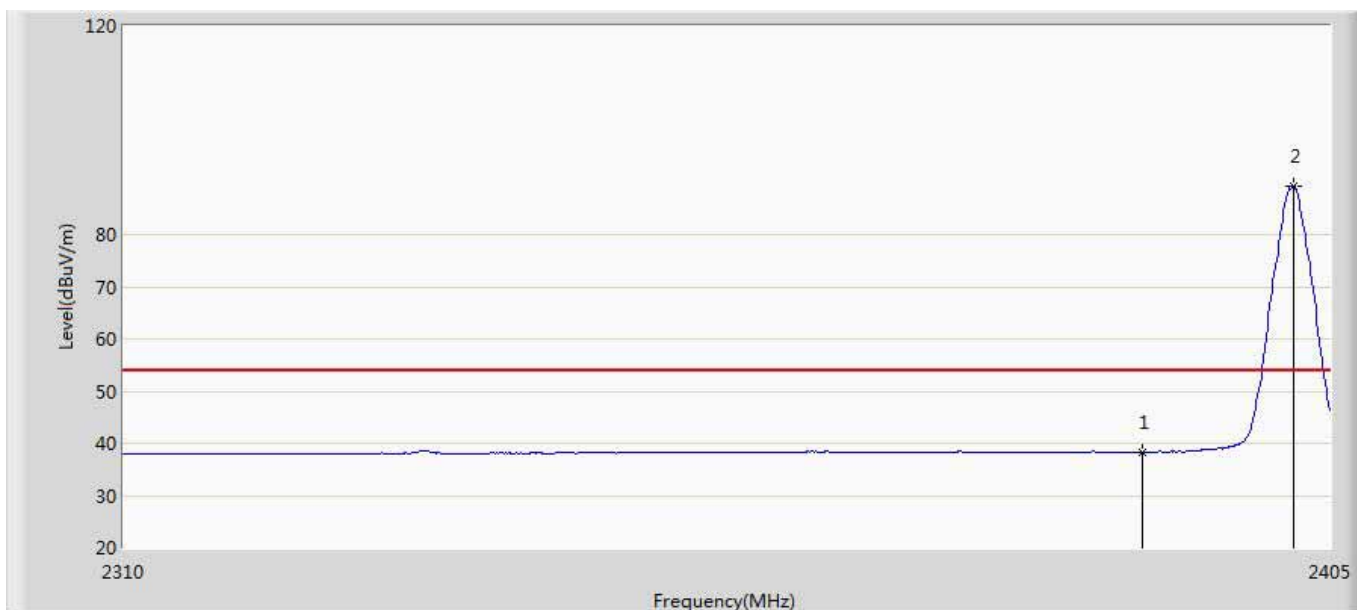
No	Mark	Frequency (MHz)	Measure Level (dBuV/m)	Reading Level (dBuV)	Over Limit (dB)	Limit (dBuV/m)	Factor (dB)	Type
1	*	2480.024	89.804	53.937	35.804	54.000	35.866	AV
2		2483.500	38.712	2.820	-15.288	54.000	35.891	AV

Engineer: YULIU	
Site: AC5	Time: 2019/03/09 - 16:17
Limit: FCC_Part15.209_RE(3m)	Margin: 0
Probe: Horn_3117_00167055(1-18GHz)	Polarity: Vertical
EUT: LED LAMP	Power: AC 120V/60Hz
Note: Mode 2:Transmit at 2402Mhz by 2LE	



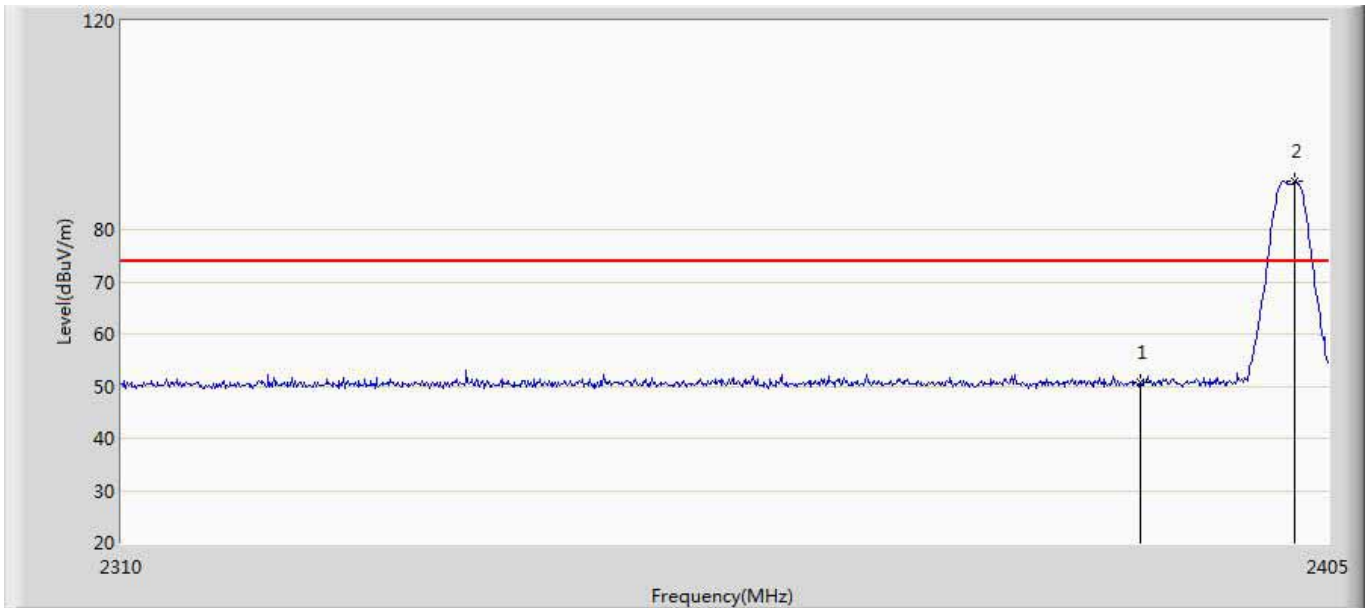
No	Mark	Frequency (MHz)	Measure Level (dBuV/m)	Reading Level (dBuV)	Over Limit (dB)	Limit (dBuV/m)	Factor (dB)	Type
1		2390.000	50.730	15.048	-23.270	74.000	35.682	PK
2	*	2401.675	90.708	54.996	16.708	74.000	35.712	PK

Engineer: YULIU	
Site: AC5	Time: 2019/03/09 - 16:42
Limit: FCC_Part15.209_RE(3m)	Margin: 0
Probe: Horn_3117_00167055(1-18GHz)	Polarity: Vertical
EUT: LED LAMP	Power: AC 120V/60Hz
Note: Mode 2:Transmit at 2402Mhz by 2LE	



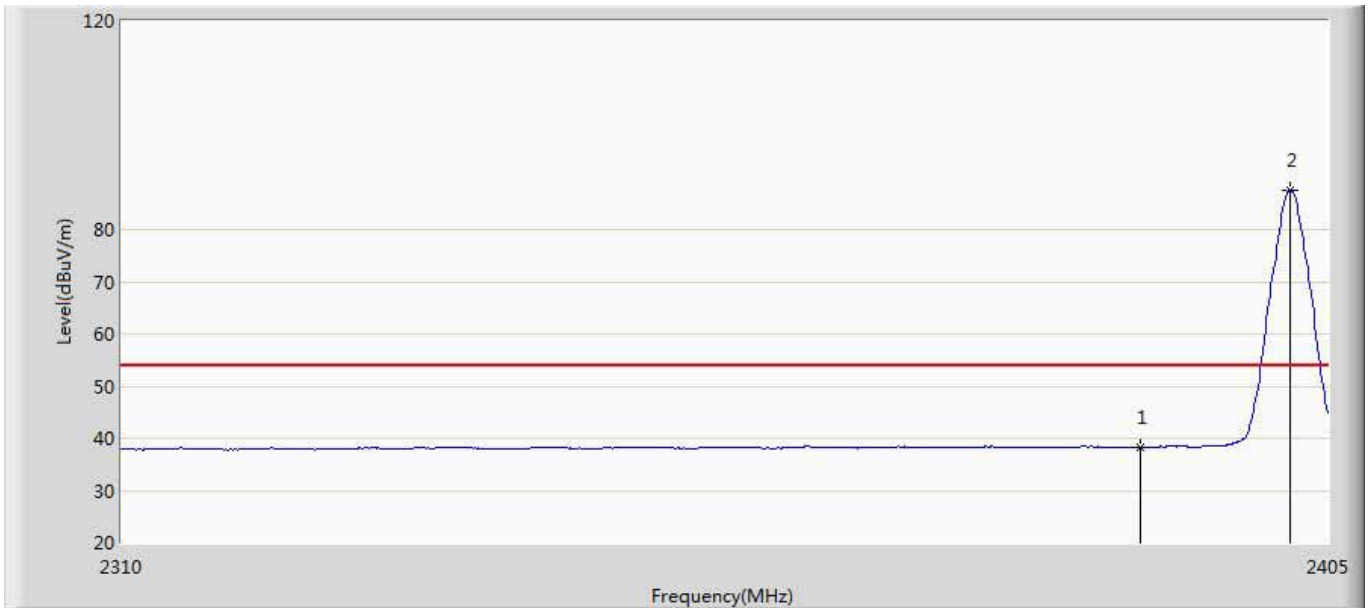
No	Mark	Frequency (MHz)	Measure Level (dBuV/m)	Reading Level (dBuV)	Over Limit (dB)	Limit (dBuV/m)	Factor (dB)	Type
1		2390.000	38.369	2.687	-15.631	54.000	35.682	AV
2	*	2402.055	89.327	53.614	35.327	54.000	35.712	AV

Engineer: YULIU	
Site: AC5	Time: 2019/03/09 - 16:44
Limit: FCC_Part15.209_RE(3m)	Margin: 0
Probe: Horn_3117_00167055(1-18GHz)	Polarity: Horizontal
EUT: LED LAMP	Power: AC 120V/60Hz
Note: Mode 2:Transmit at 2402Mhz by 2LE	



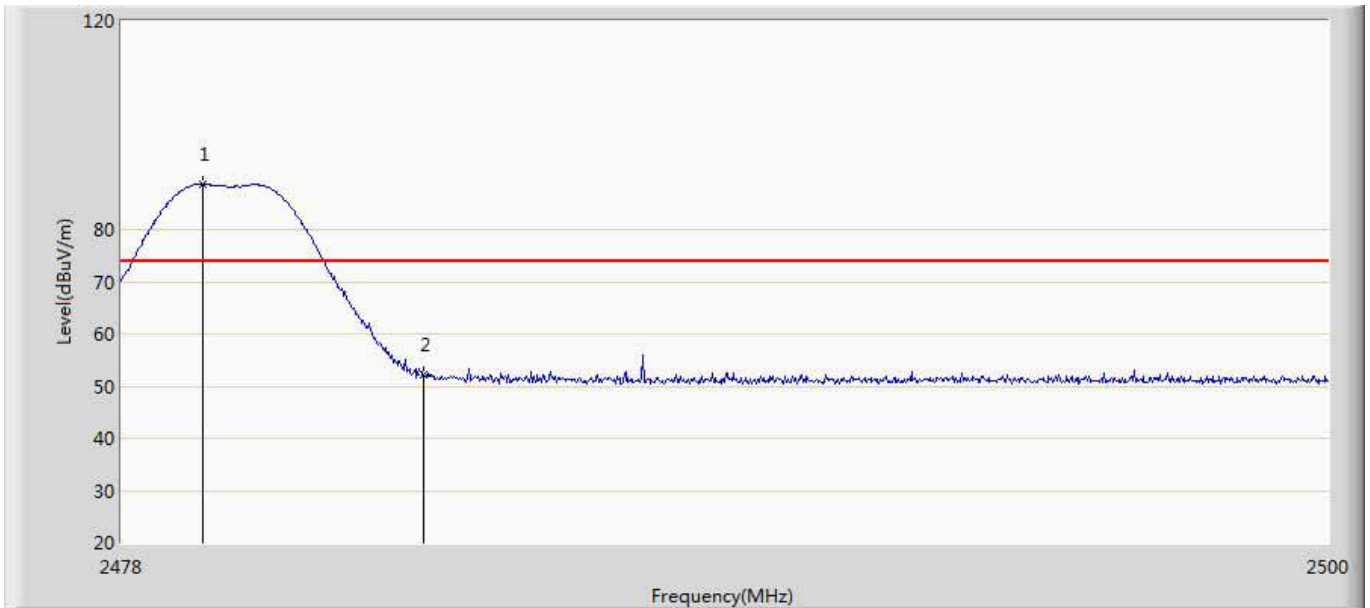
No	Mark	Frequency (MHz)	Measure Level (dBuV/m)	Reading Level (dBuV)	Over Limit (dB)	Limit (dBuV/m)	Factor (dB)	Type
1		2390.000	50.715	15.033	-23.285	74.000	35.682	PK
2	*	2402.340	89.146	53.432	15.146	74.000	35.714	PK

Engineer: YULIU	
Site: AC5	Time: 2019/03/09 - 16:46
Limit: FCC_Part15.209_RE(3m)	Margin: 0
Probe: Horn_3117_00167055(1-18GHz)	Polarity: Horizontal
EUT: LED LAMP	Power: AC 120V/60Hz
Note: Mode 2:Transmit at 2402Mhz by 2LE	



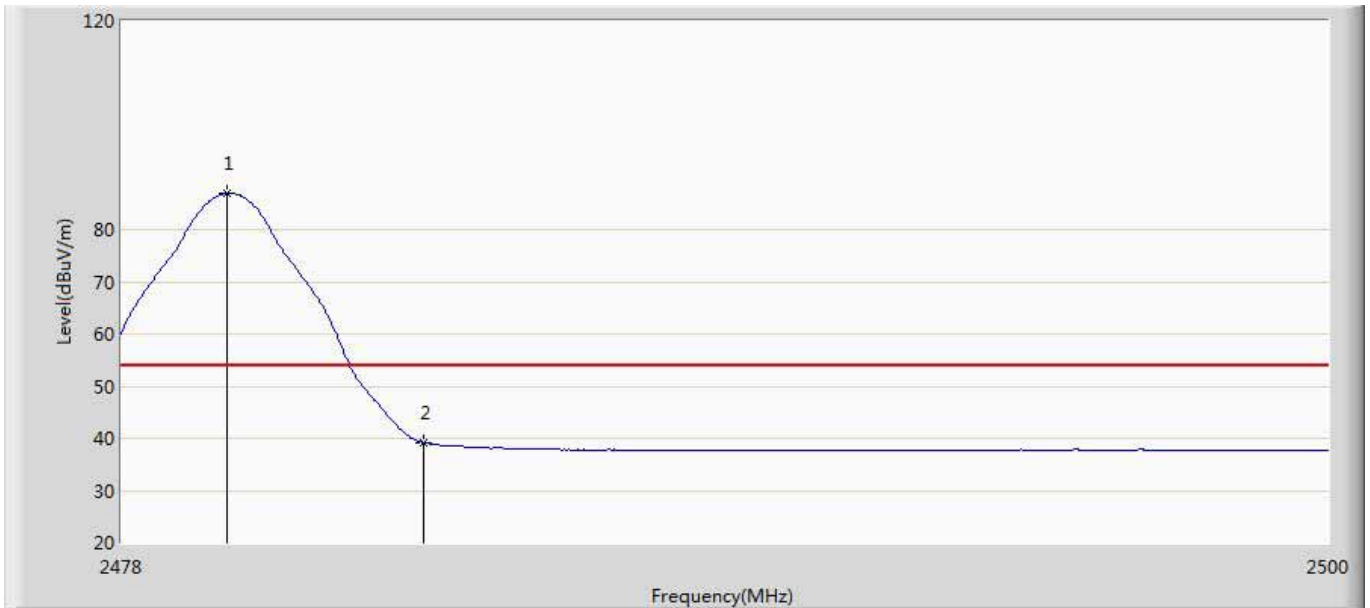
No	Mark	Frequency (MHz)	Measure Level (dBuV/m)	Reading Level (dBuV)	Over Limit (dB)	Limit (dBuV/m)	Factor (dB)	Type
1		2390.000	38.232	2.550	-15.768	54.000	35.682	AV
2	*	2401.960	87.622	51.909	33.622	54.000	35.712	AV

Engineer: YULIU	
Site: AC5	Time: 2019/03/09 - 16:48
Limit: FCC_Part15.209_RE(3m)	Margin: 0
Probe: Horn_3117_00167055(1-18GHz)	Polarity: Vertical
EUT: LED LAMP	Power: AC 120V/60Hz
Note: Mode 2:Transmit at 2480Mhz by 2LE	



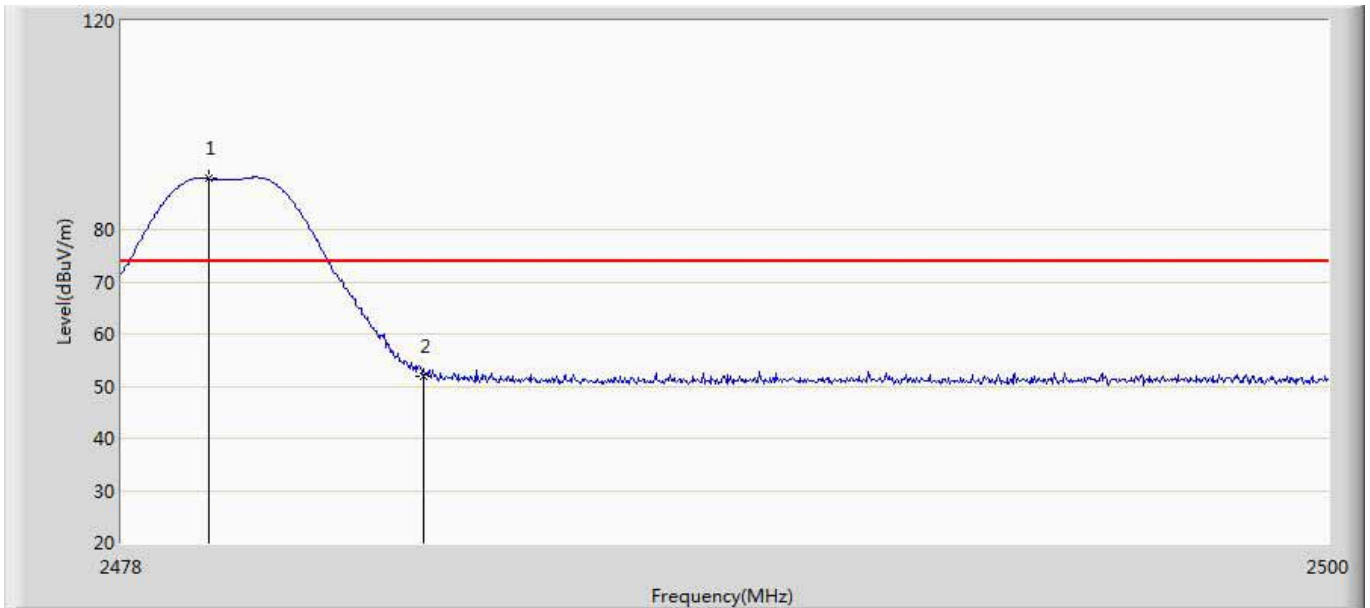
No	Mark	Frequency (MHz)	Measure Level (dBuV/m)	Reading Level (dBuV)	Over Limit (dB)	Limit (dBuV/m)	Factor (dB)	Type
1	*	2479.474	88.730	52.867	14.730	74.000	35.863	PK
2		2483.500	52.318	16.426	-21.682	74.000	35.891	PK

Engineer: YULIU	
Site: AC5	Time: 2019/03/09 - 16:52
Limit: FCC_Part15.209_RE(3m)	Margin: 0
Probe: Horn_3117_00167055(1-18GHz)	Polarity: Vertical
EUT: LED LAMP	Power: AC 120V/60Hz
Note: Mode 2:Transmit at 2480Mhz by 2LE	



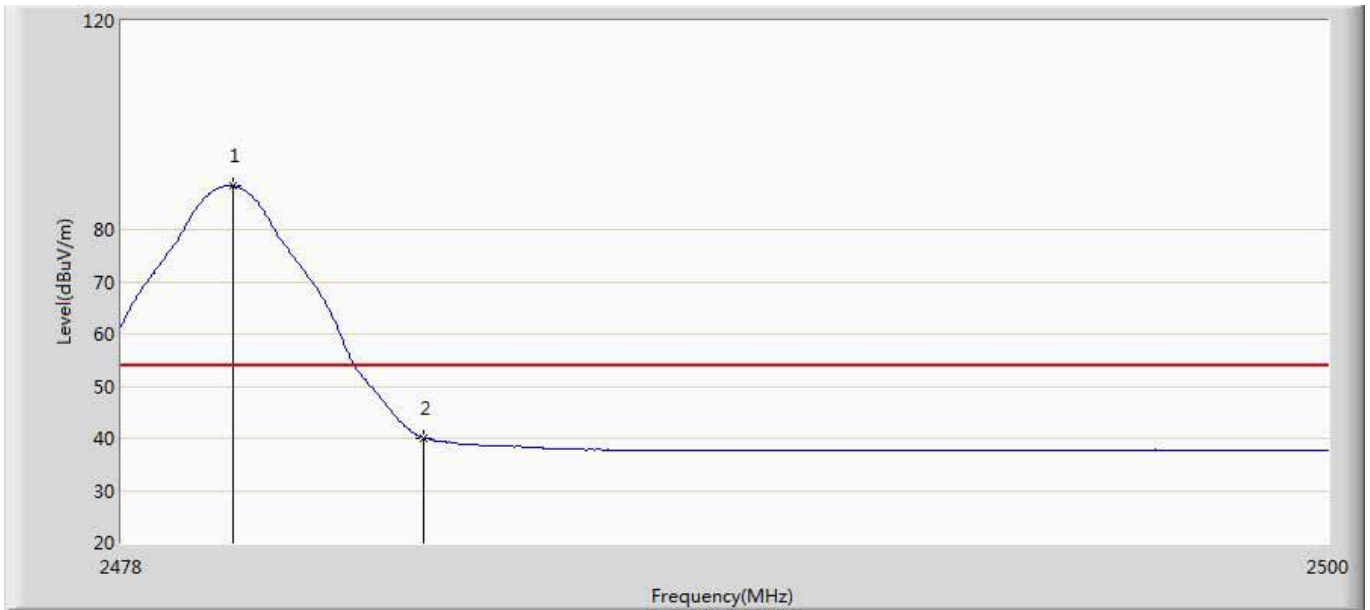
No	Mark	Frequency (MHz)	Measure Level (dBuV/m)	Reading Level (dBuV)	Over Limit (dB)	Limit (dBuV/m)	Factor (dB)	Type
1	*	2479.914	86.928	51.062	32.928	54.000	35.866	AV
2		2483.500	39.167	3.275	-14.833	54.000	35.891	AV

Engineer: YULIU	
Site: AC5	Time: 2019/03/09 - 16:54
Limit: FCC_Part15.209_RE(3m)	Margin: 0
Probe: Horn_3117_00167055(1-18GHz)	Polarity: Horizontal
EUT: LED LAMP	Power: AC 120V/60Hz
Note: Mode 2:Transmit at 2480Mhz by 2LE	



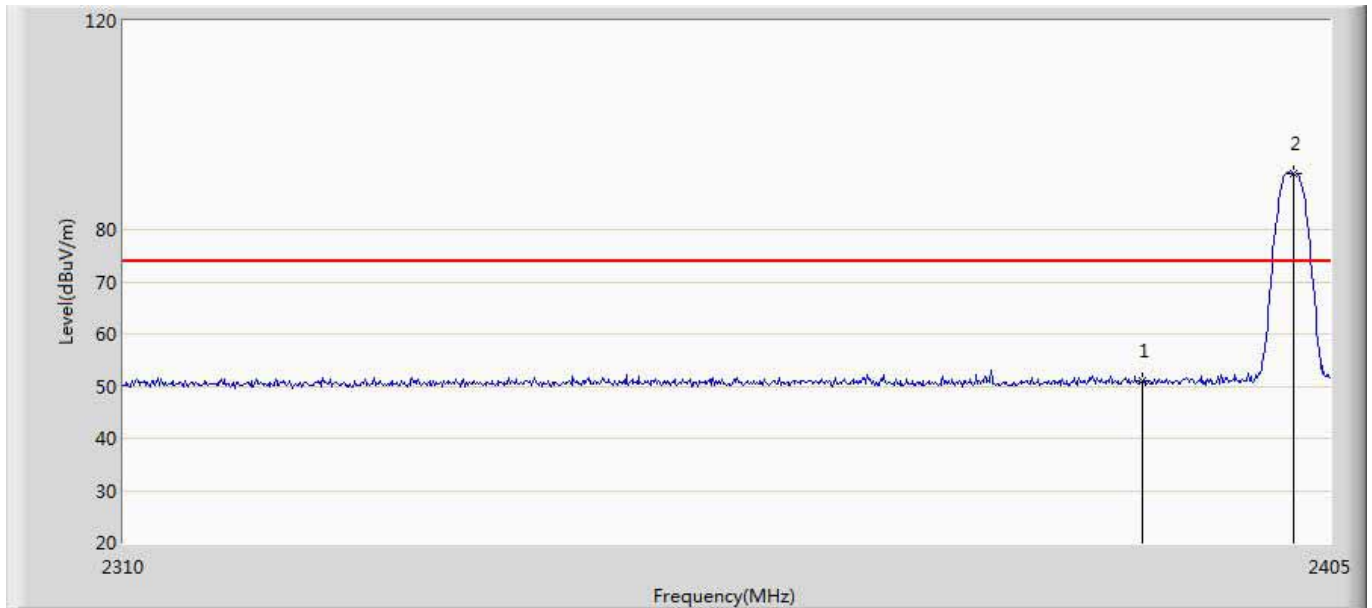
No	Mark	Frequency (MHz)	Measure Level (dBuV/m)	Reading Level (dBuV)	Over Limit (dB)	Limit (dBuV/m)	Factor (dB)	Type
1	*	2479.606	89.779	53.915	15.779	74.000	35.864	PK
2		2483.500	52.024	16.132	-21.976	74.000	35.891	PK

Engineer: YULIU	
Site: AC5	Time: 2019/03/09 - 16:57
Limit: FCC_Part15.209_RE(3m)	Margin: 0
Probe: Horn_3117_00167055(1-18GHz)	Polarity: Horizontal
EUT: LED LAMP	Power: AC 120V/60Hz
Note: Mode 2:Transmit at 2480Mhz by 2LE	



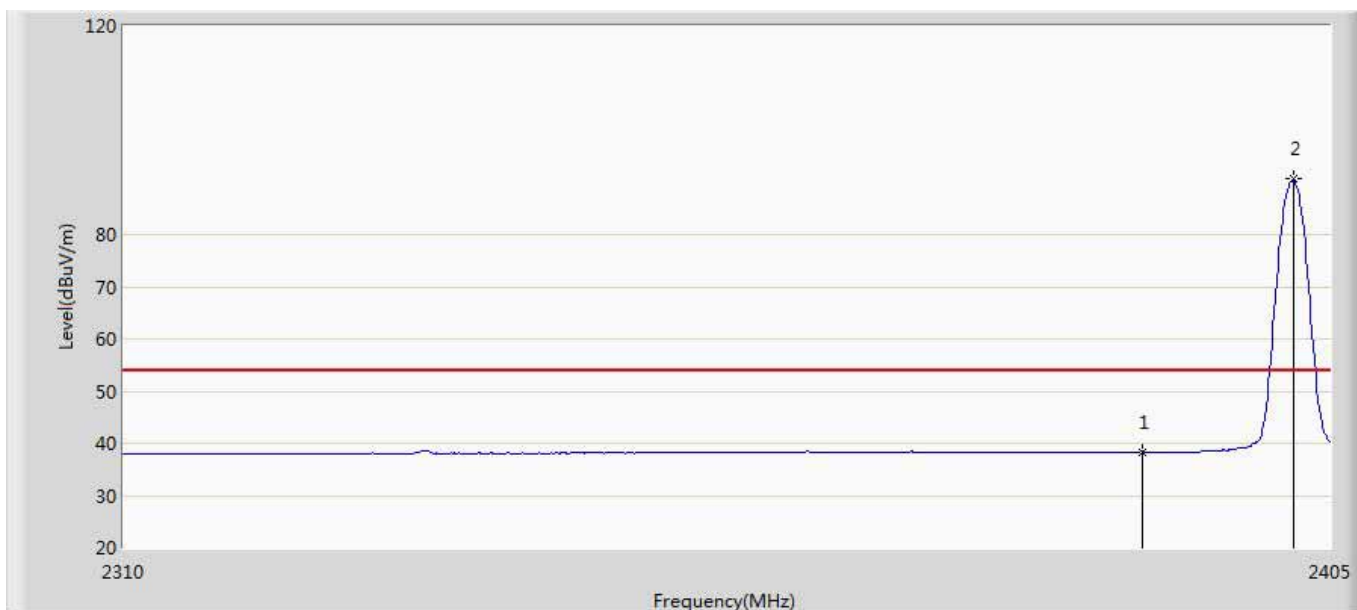
No	Mark	Frequency (MHz)	Measure Level (dBuV/m)	Reading Level (dBuV)	Over Limit (dB)	Limit (dBuV/m)	Factor (dB)	Type
1	*	2480.024	88.342	52.475	34.342	54.000	35.866	AV
2		2483.500	40.041	4.149	-13.959	54.000	35.891	AV

Engineer: YULIU	
Site: AC5	Time: 2019/03/09 - 16:59
Limit: FCC_Part15.209_RE(3m)	Margin: 0
Probe: Horn_3117_00167055(1-18GHz)	Polarity: Vertical
EUT: LED LAMP	Power: AC 120V/60Hz
Note: Mode 3:Transmit at 2402Mhz by Coding125	



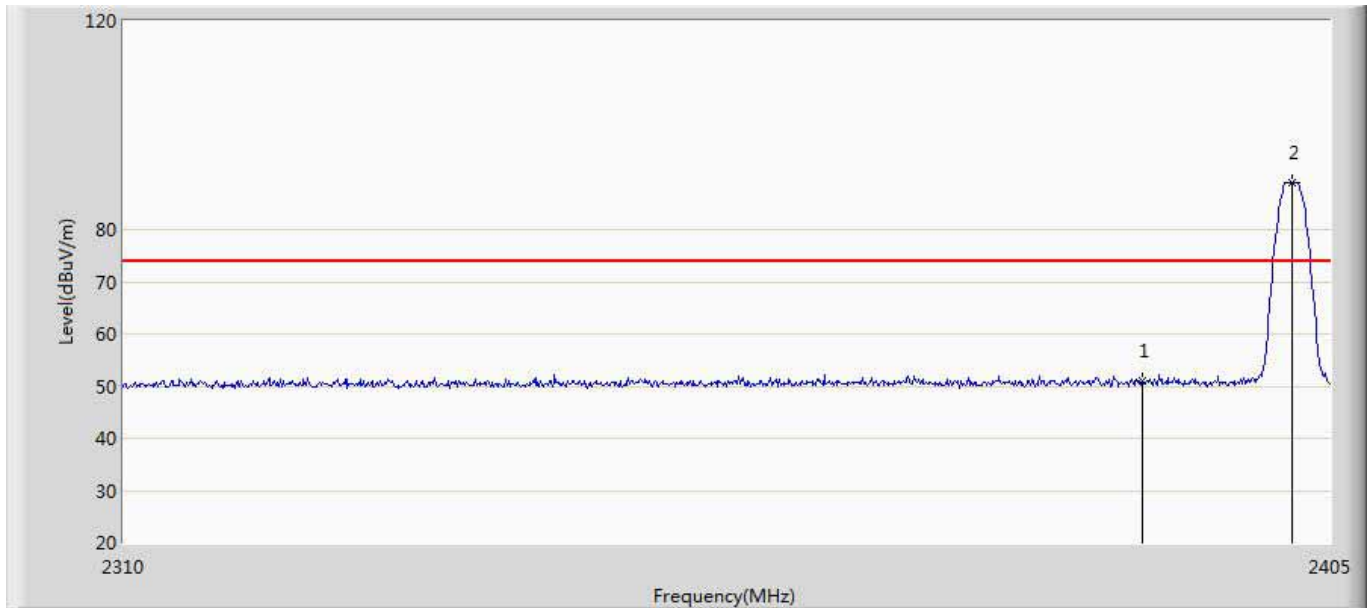
No	Mark	Frequency (MHz)	Measure Level (dBuV/m)	Reading Level (dBuV)	Over Limit (dB)	Limit (dBuV/m)	Factor (dB)	Type
1		2390.000	50.904	15.222	-23.096	74.000	35.682	PK
2	*	2402.055	90.797	55.084	16.797	74.000	35.712	PK

Engineer: YULIU	
Site: AC5	Time: 2019/03/09 - 17:11
Limit: FCC_Part15.209_RE(3m)	Margin: 0
Probe: Horn_3117_00167055(1-18GHz)	Polarity: Vertical
EUT: LED LAMP	Power: AC 120V/60Hz
Note: Mode 3:Transmit at 2402Mhz by Coding125	



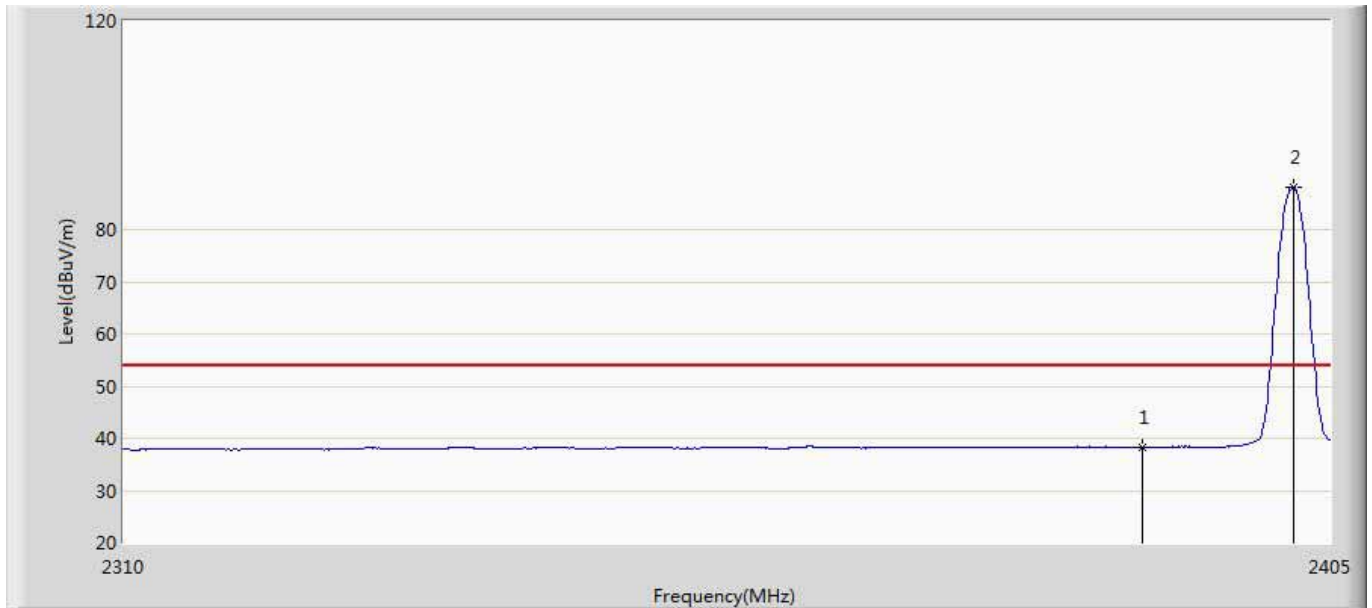
No	Mark	Frequency (MHz)	Measure Level (dBuV/m)	Reading Level (dBuV)	Over Limit (dB)	Limit (dBuV/m)	Factor (dB)	Type
1		2390.000	38.401	2.719	-15.599	54.000	35.682	AV
2	*	2402.055	90.797	55.084	36.797	54.000	35.712	AV

Engineer: YULIU	
Site: AC5	Time: 2019/03/09 - 17:13
Limit: FCC_Part15.209_RE(3m)	Margin: 0
Probe: Horn_3117_00167055(1-18GHz)	Polarity: Horizontal
EUT: LED LAMP	Power: AC 120V/60Hz
Note: Mode 3:Transmit at 2402Mhz by Coding125	



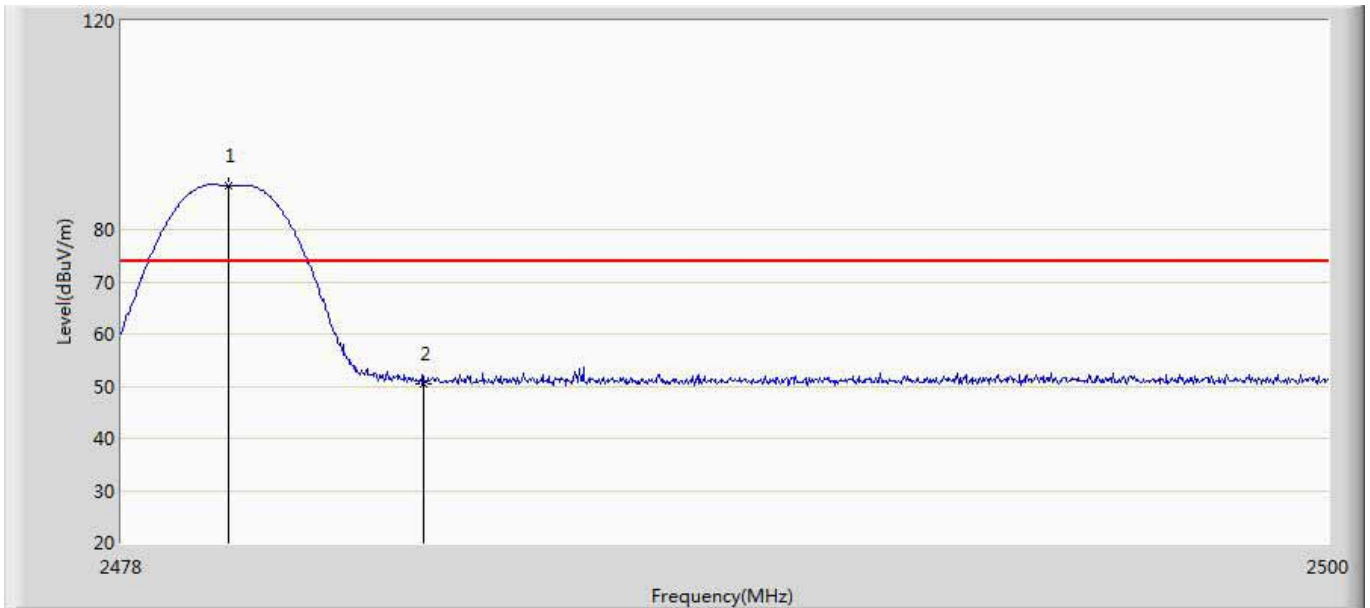
No	Mark	Frequency (MHz)	Measure Level (dBuV/m)	Reading Level (dBuV)	Over Limit (dB)	Limit (dBuV/m)	Factor (dB)	Type
1		2390.000	50.870	15.188	-23.130	74.000	35.682	PK
2	*	2401.960	88.923	53.210	14.923	74.000	35.712	PK

Engineer: YULIU	
Site: AC5	Time: 2019/03/09 - 17:15
Limit: FCC_Part15.209_RE(3m)	Margin: 0
Probe: Horn_3117_00167055(1-18GHz)	Polarity: Horizontal
EUT: LED LAMP	Power: AC 120V/60Hz
Note: Mode 3:Transmit at 2402Mhz by Coding125	



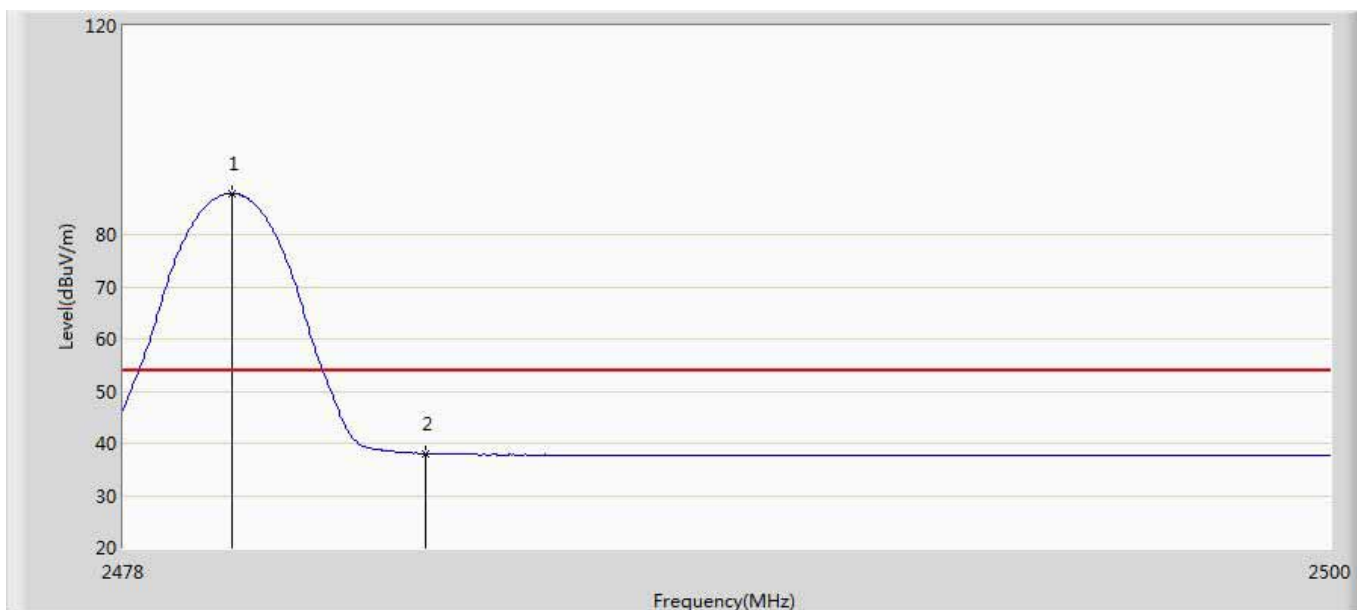
No	Mark	Frequency (MHz)	Measure Level (dBuV/m)	Reading Level (dBuV)	Over Limit (dB)	Limit (dBuV/m)	Factor (dB)	Type
1		2390.000	38.278	2.596	-15.722	54.000	35.682	AV
2	*	2402.055	88.110	52.397	34.110	54.000	35.712	AV

Engineer: YULIU	
Site: AC5	Time: 2019/03/09 - 17:17
Limit: FCC_Part15.209_RE(3m)	Margin: 0
Probe: Horn_3117_00167055(1-18GHz)	Polarity: Vertical
EUT: LED LAMP	Power: AC 120V/60Hz
Note: Mode 3:Transmit at 2480Mhz by Coding125	



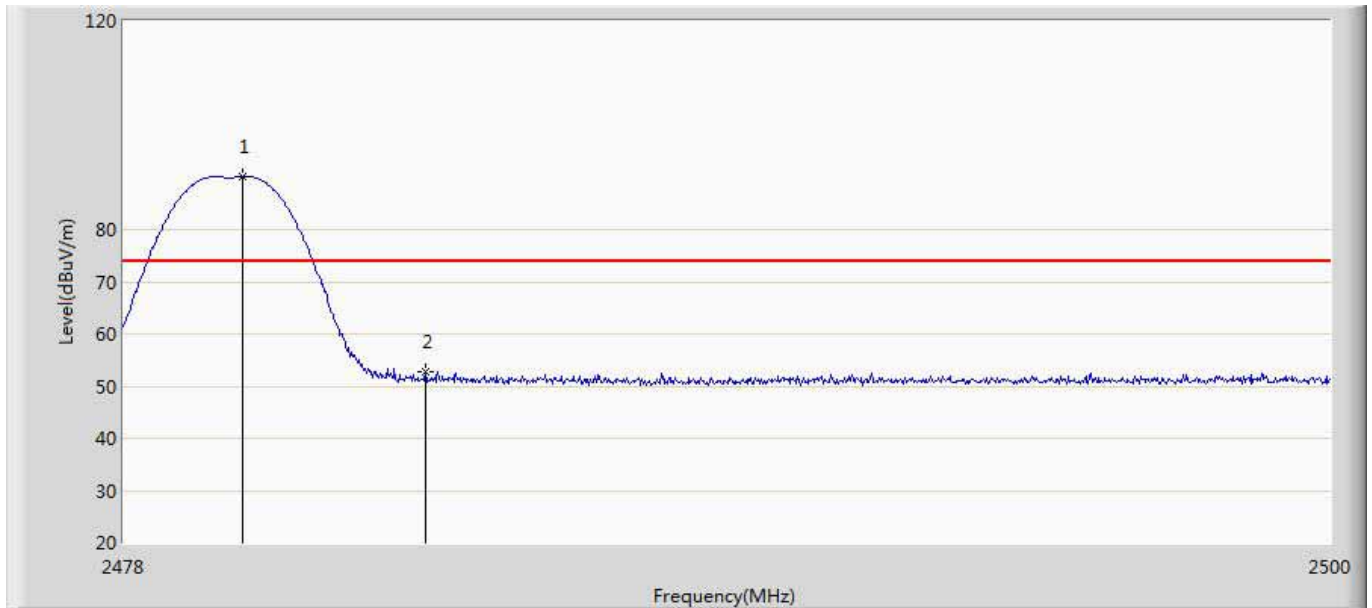
No	Mark	Frequency (MHz)	Measure Level (dBuV/m)	Reading Level (dBuV)	Over Limit (dB)	Limit (dBuV/m)	Factor (dB)	Type
1	*	2479.958	88.431	52.565	14.431	74.000	35.866	PK
2		2483.500	50.386	14.494	-23.614	74.000	35.891	PK

Engineer: YULIU	
Site: AC5	Time: 2019/03/09 - 17:20
Limit: FCC_Part15.209_RE(3m)	Margin: 0
Probe: Horn_3117_00167055(1-18GHz)	Polarity: Vertical
EUT: LED LAMP	Power: AC 120V/60Hz
Note: Mode 3:Transmit at 2480Mhz by Coding125	



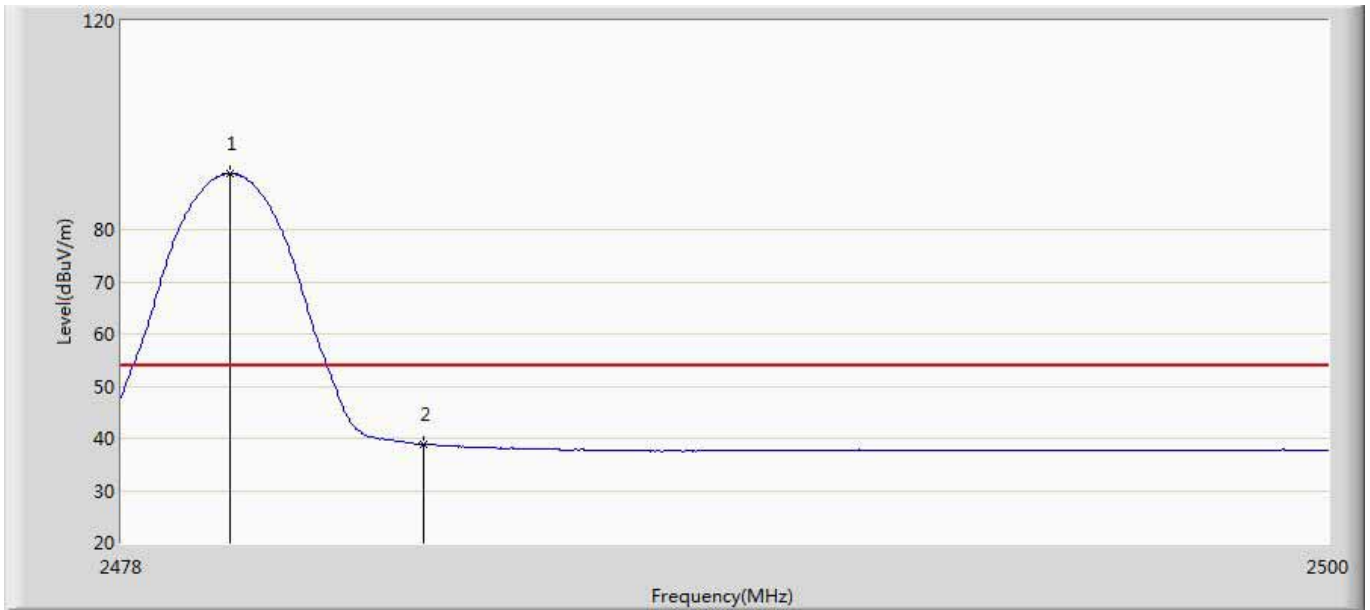
No	Mark	Frequency (MHz)	Measure Level (dBuV/m)	Reading Level (dBuV)	Over Limit (dB)	Limit (dBuV/m)	Factor (dB)	Type
1	*	2479.980	87.872	52.006	33.872	54.000	35.866	AV
2		2483.500	38.026	2.134	-15.974	54.000	35.891	AV

Engineer: YULIU	
Site: AC5	Time: 2019/03/09 - 17:22
Limit: FCC_Part15.209_RE(3m)	Margin: 0
Probe: Horn_3117_00167055(1-18GHz)	Polarity: Horizontal
EUT: LED LAMP	Power: AC 120V/60Hz
Note: Mode 3:Transmit at 2480Mhz by Coding125	



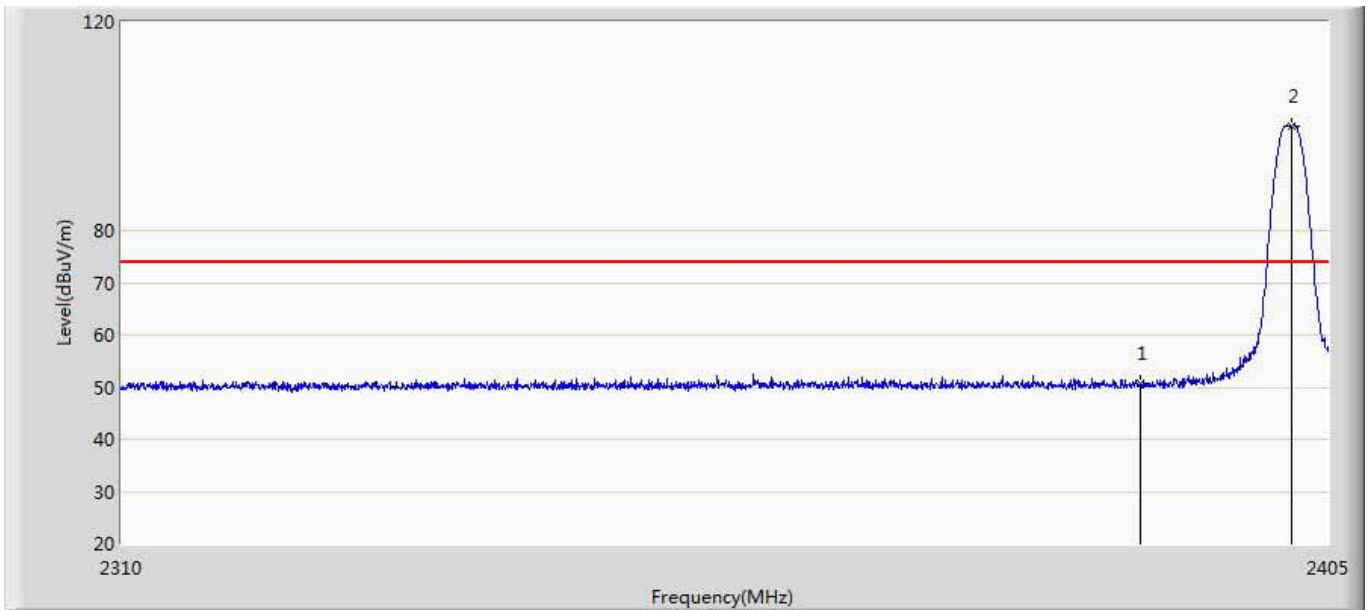
No	Mark	Frequency (MHz)	Measure Level (dBuV/m)	Reading Level (dBuV)	Over Limit (dB)	Limit (dBuV/m)	Factor (dB)	Type
1	*	2480.156	90.117	54.250	16.117	74.000	35.867	PK
2		2483.500	52.782	16.890	-21.218	74.000	35.891	PK

Engineer: YULIU	
Site: AC5	Time: 2019/03/09 - 19:24
Limit: FCC_Part15.209_RE(3m)	Margin: 0
Probe: Horn_3117_00167055(1-18GHz)	Polarity: Horizontal
EUT: LED LAMP	Power: AC 120V/60Hz
Note: Mode 3:Transmit at 2480Mhz by Coding125	



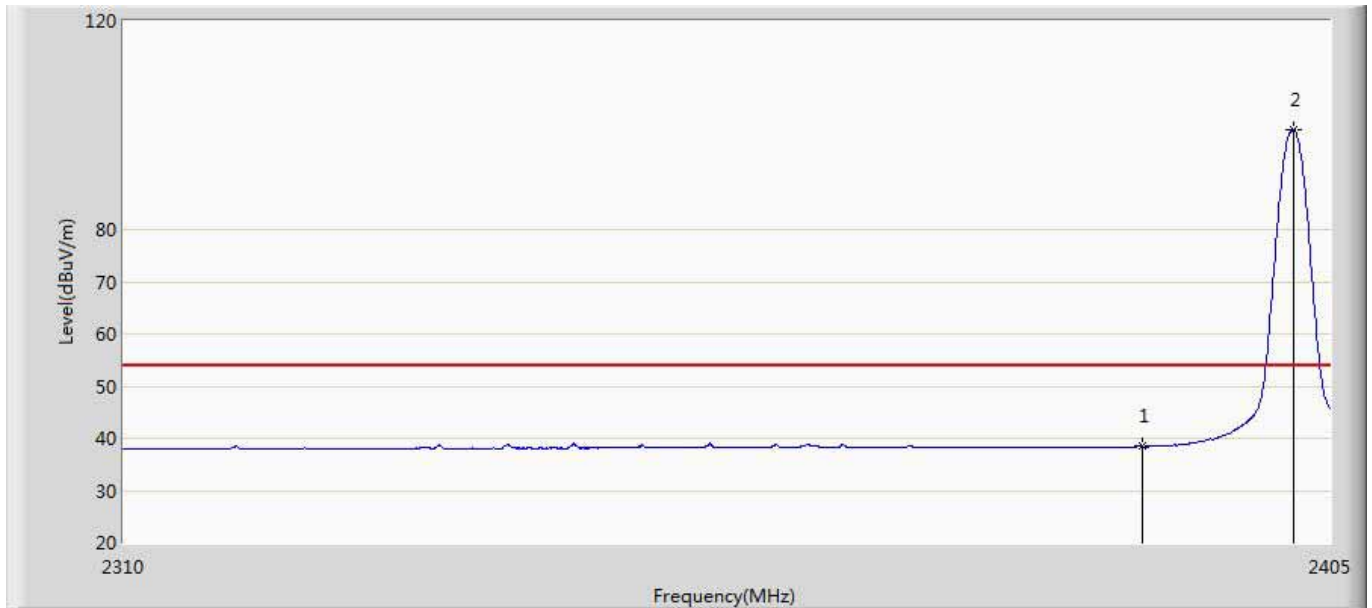
No	Mark	Frequency (MHz)	Measure Level (dBuV/m)	Reading Level (dBuV)	Over Limit (dB)	Limit (dBuV/m)	Factor (dB)	Type
1	*	2479.980	90.658	54.792	36.658	54.000	35.866	AV
2		2483.500	38.787	2.895	-15.213	54.000	35.891	AV

Engineer: YULIU	
Site: AC5	Time: 2019/03/08 - 15:56
Limit: FCC_Part15.209_RE(3m)	Margin: 0
Probe: Horn_3117_00167055(1-18GHz)	Polarity: Vertical
EUT: LED LAMP	Power: AC 120V/60Hz
Note: Mode 4:Transmit at 2402Mhz by Coding500	



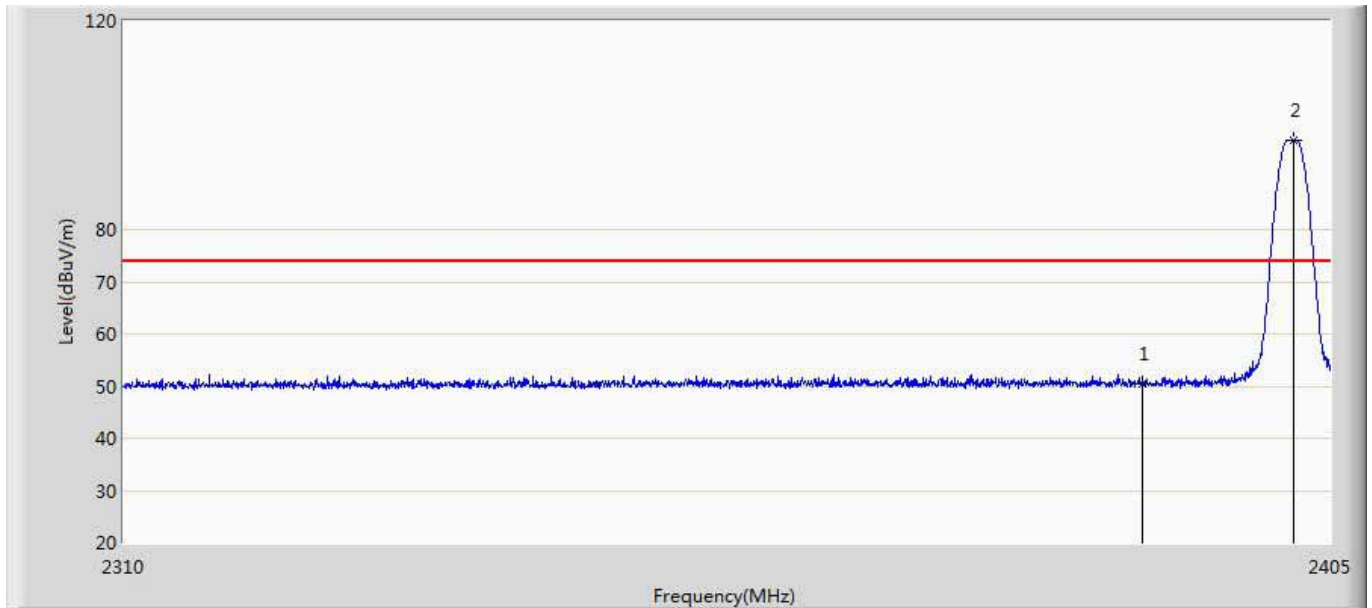
No	Mark	Frequency (MHz)	Measure Level (dBuV/m)	Reading Level (dBuV)	Over Limit (dB)	Limit (dBuV/m)	Factor (dB)	Type
1		2390.000	50.591	14.909	-23.409	74.000	35.682	PK
2	*	2402.055	100.085	64.372	26.085	74.000	35.712	PK

Engineer: YULIU	
Site: AC5	Time: 2019/04/04 - 10:49
Limit: FCC_Part15.209_RE(3m)	Margin: 0
Probe: Horn_3117_00167055(1-18GHz)	Polarity: Vertical
EUT: LED LAMP	Power: AC 120V/60Hz
Note: Mode 4:Transmit at 2402Mhz by Coding500	



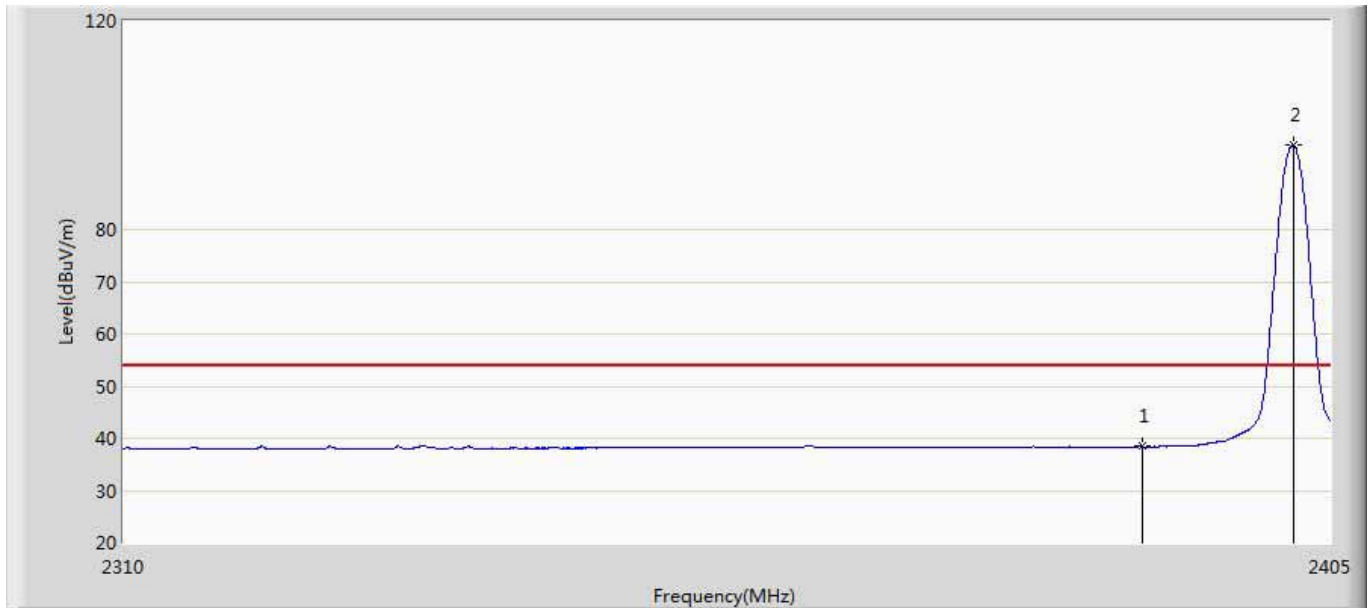
No	Mark	Frequency (MHz)	Measure Level (dBuV/m)	Reading Level (dBuV)	Over Limit (dB)	Limit (dBuV/m)	Factor (dB)	Type
1		2390.000	38.428	2.746	-15.572	54.000	35.682	AV
2	*	2402.055	99.251	63.538	45.251	54.000	35.712	AV

Engineer: YULIU	
Site: AC5	Time: 2019/04/04 - 10:51
Limit: FCC_Part15.209_RE(3m)	Margin: 0
Probe: Horn_3117_00167055(1-18GHz)	Polarity: Horizontal
EUT: LED LAMP	Power: AC 120V/60Hz
Note: Mode 4:Transmit at 2402Mhz by Coding500	



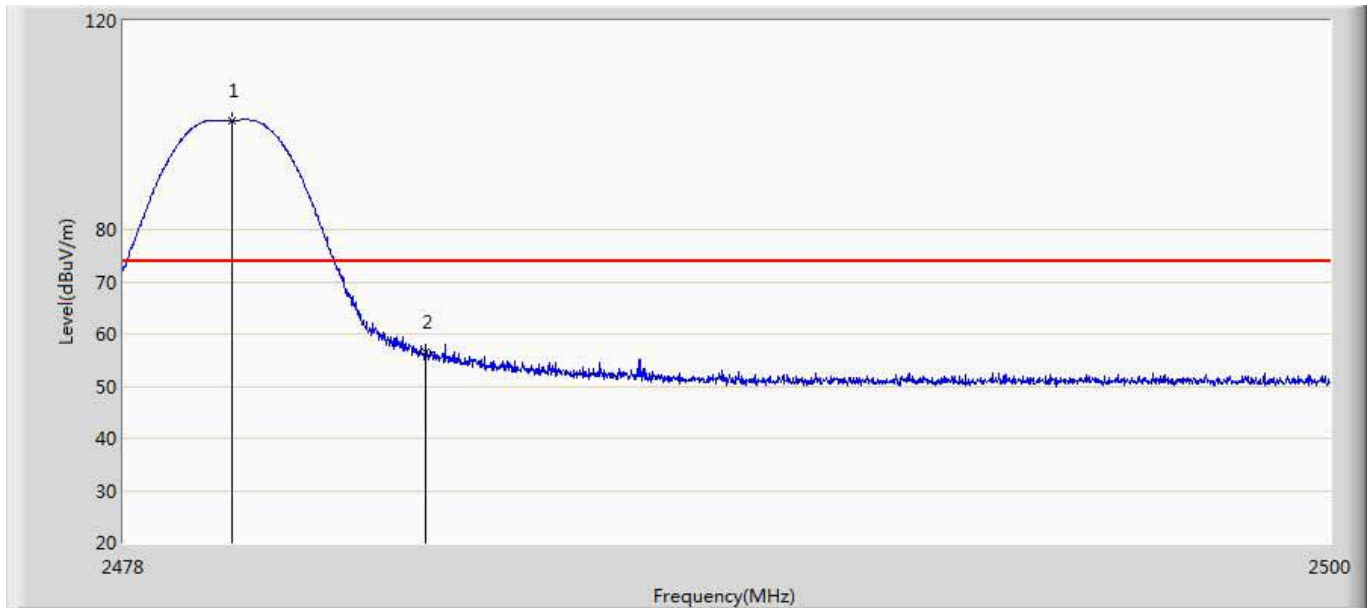
No	Mark	Frequency (MHz)	Measure Level (dBuV/m)	Reading Level (dBuV)	Over Limit (dB)	Limit (dBuV/m)	Factor (dB)	Type
1		2390.000	50.422	14.740	-23.578	74.000	35.682	PK
2	*	2402.055	97.065	61.352	23.065	74.000	35.712	PK

Engineer: YULIU	
Site: AC5	Time: 2019/04/04 - 10:54
Limit: FCC_Part15.209_RE(3m)	Margin: 0
Probe: Horn_3117_00167055(1-18GHz)	Polarity: Horizontal
EUT: LED LAMP	Power: AC 120V/60Hz
Note: Mode 4:Transmit at 2402Mhz by Coding500	



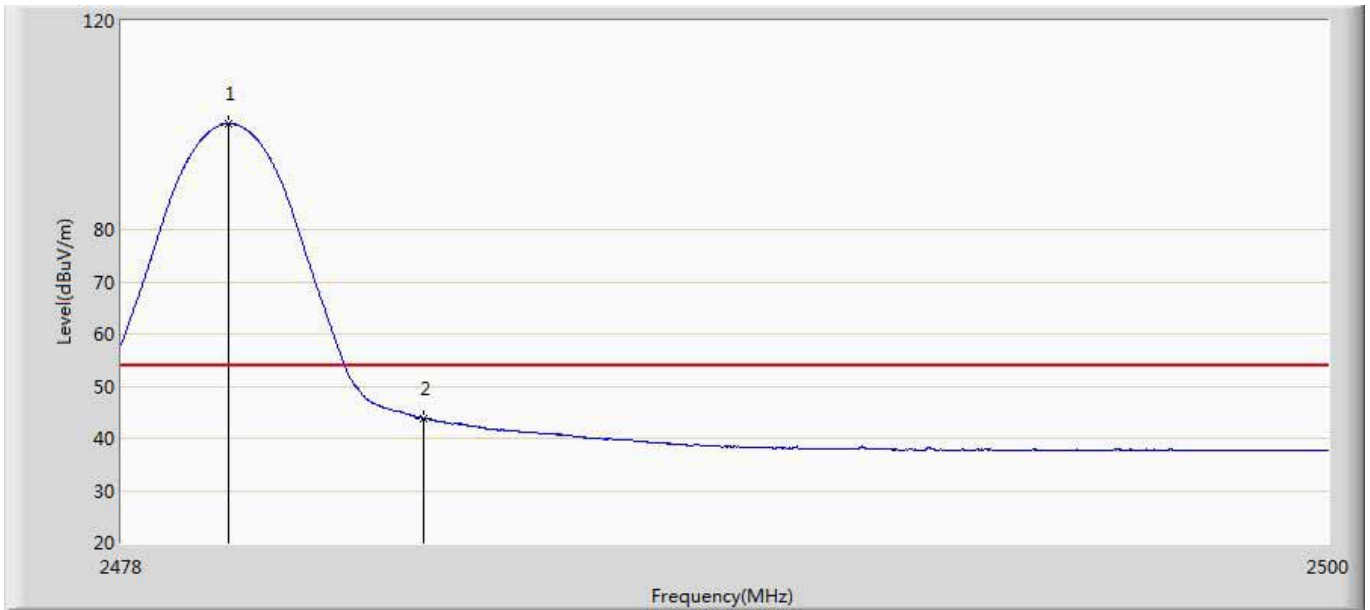
No	Mark	Frequency (MHz)	Measure Level (dBuV/m)	Reading Level (dBuV)	Over Limit (dB)	Limit (dBuV/m)	Factor (dB)	Type
1		2390.000	38.416	2.734	-15.584	54.000	35.682	AV
2	*	2402.055	96.189	60.476	42.189	54.000	35.712	AV

Engineer: YULIU	
Site: AC5	Time: 2019/04/04 - 10:57
Limit: FCC_Part15.209_RE(3m)	Margin: 0
Probe: Horn_3117_00167055(1-18GHz)	Polarity: Vertical
EUT: LED LAMP	Power: AC 120V/60Hz
Note: Mode 4:Transmit at 2480Mhz by Coding500	



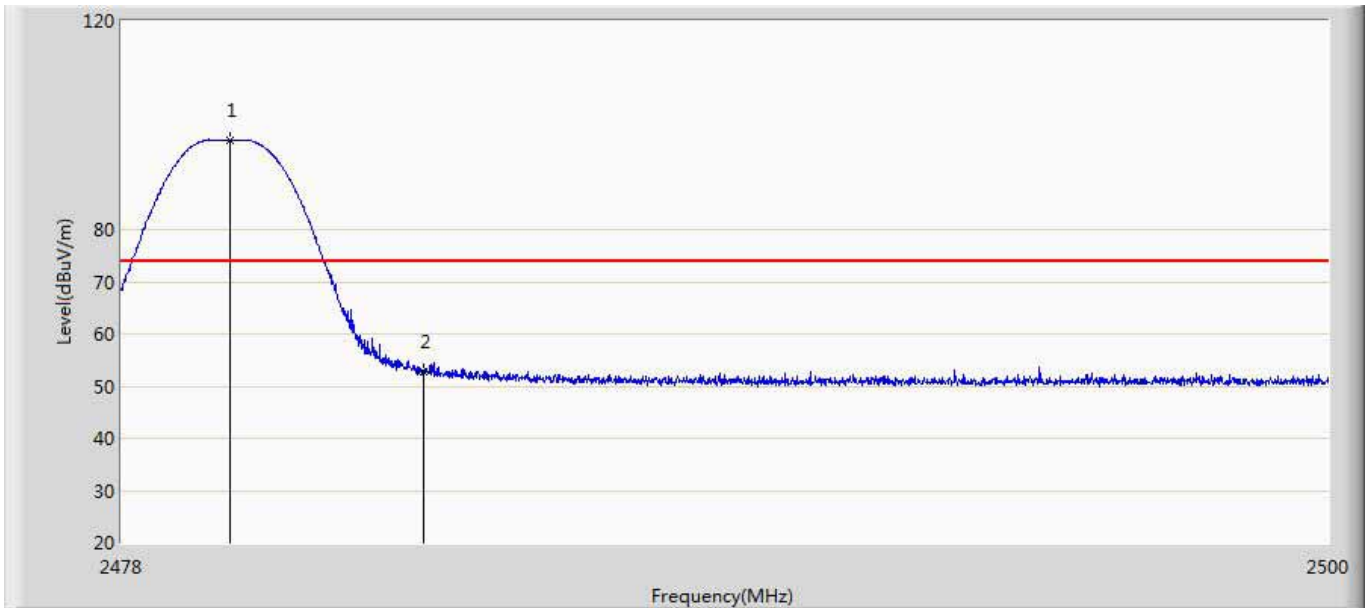
No	Mark	Frequency (MHz)	Measure Level (dBuV/m)	Reading Level (dBuV)	Over Limit (dB)	Limit (dBuV/m)	Factor (dB)	Type
1	*	2479.980	100.902	65.036	26.902	74.000	35.866	PK
2		2483.500	56.424	20.532	-17.576	74.000	35.891	PK

Engineer: YULIU	
Site: AC5	Time: 2019/04/04 - 11:05
Limit: FCC_Part15.209_RE(3m)	Margin: 0
Probe: Horn_3117_00167055(1-18GHz)	Polarity: Vertical
EUT: LED LAMP	Power: AC 120V/60Hz
Note: Mode 4:Transmit at 2480Mhz by Coding500	



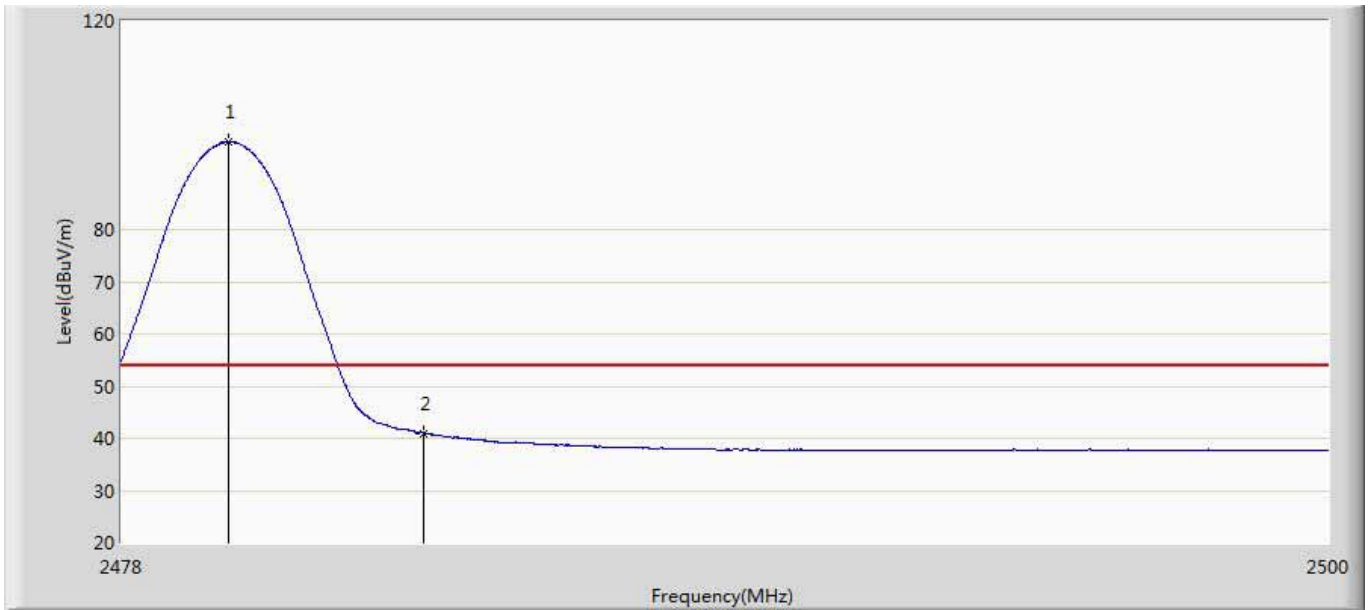
No	Mark	Frequency (MHz)	Measure Level (dBuV/m)	Reading Level (dBuV)	Over Limit (dB)	Limit (dBuV/m)	Factor (dB)	Type
1	*	2479.947	100.273	64.407	46.273	54.000	35.866	AV
2		2483.500	43.890	7.998	-10.110	54.000	35.891	AV

Engineer: YULIU	
Site: AC5	Time: 2019/04/04 - 11:07
Limit: FCC_Part15.209_RE(3m)	Margin: 0
Probe: Horn_3117_00167055(1-18GHz)	Polarity: Horizontal
EUT: LED LAMP	Power: AC 120V/60Hz
Note: Mode 4:Transmit at 2480Mhz by Coding500	



No	Mark	Frequency (MHz)	Measure Level (dBuV/m)	Reading Level (dBuV)	Over Limit (dB)	Limit (dBuV/m)	Factor (dB)	Type
1	*	2479.980	97.079	61.213	23.079	74.000	35.866	PK
2		2483.500	52.751	16.859	-21.249	74.000	35.891	PK

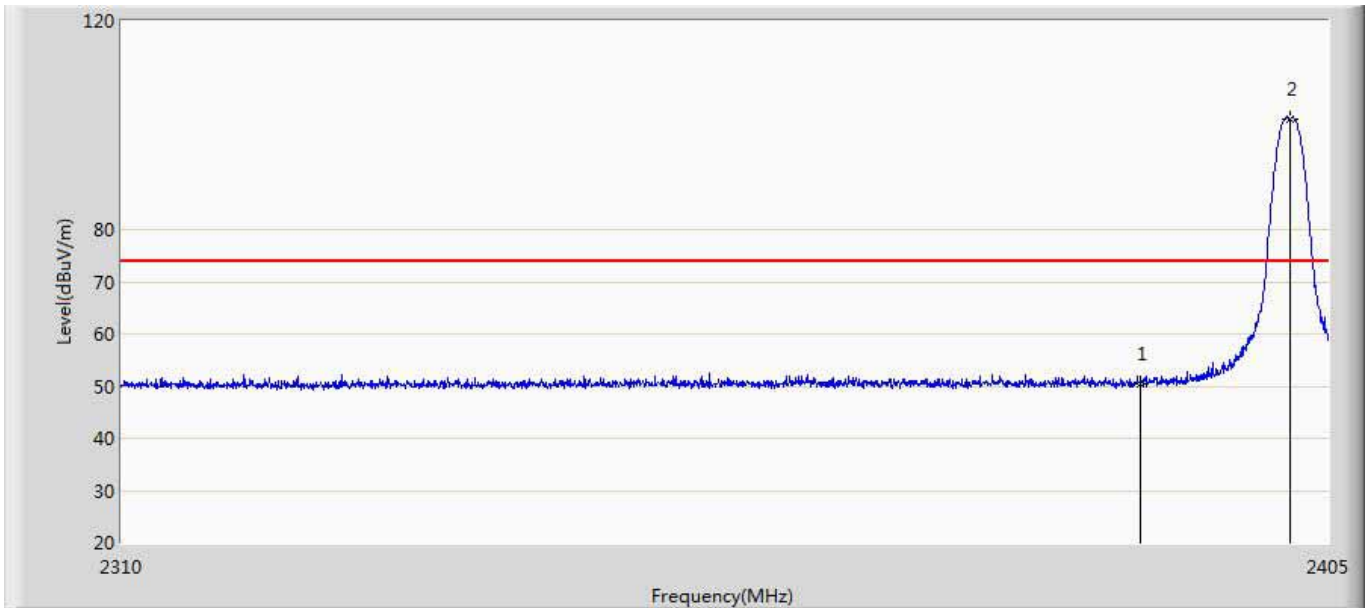
Engineer: YULIU	
Site: AC5	Time: 2019/04/04 - 11:09
Limit: FCC_Part15.209_RE(3m)	Margin: 0
Probe: Horn_3117_00167055(1-18GHz)	Polarity: Horizontal
EUT: LED LAMP	Power: AC 120V/60Hz
Note: Mode 4:Transmit at 2480Mhz by Coding500	



No	Mark	Frequency (MHz)	Measure Level (dBuV/m)	Reading Level (dBuV)	Over Limit (dB)	Limit (dBuV/m)	Factor (dB)	Type
1	*	2479.947	96.757	60.891	42.757	54.000	35.866	AV
2		2483.500	41.008	5.116	-12.992	54.000	35.891	AV

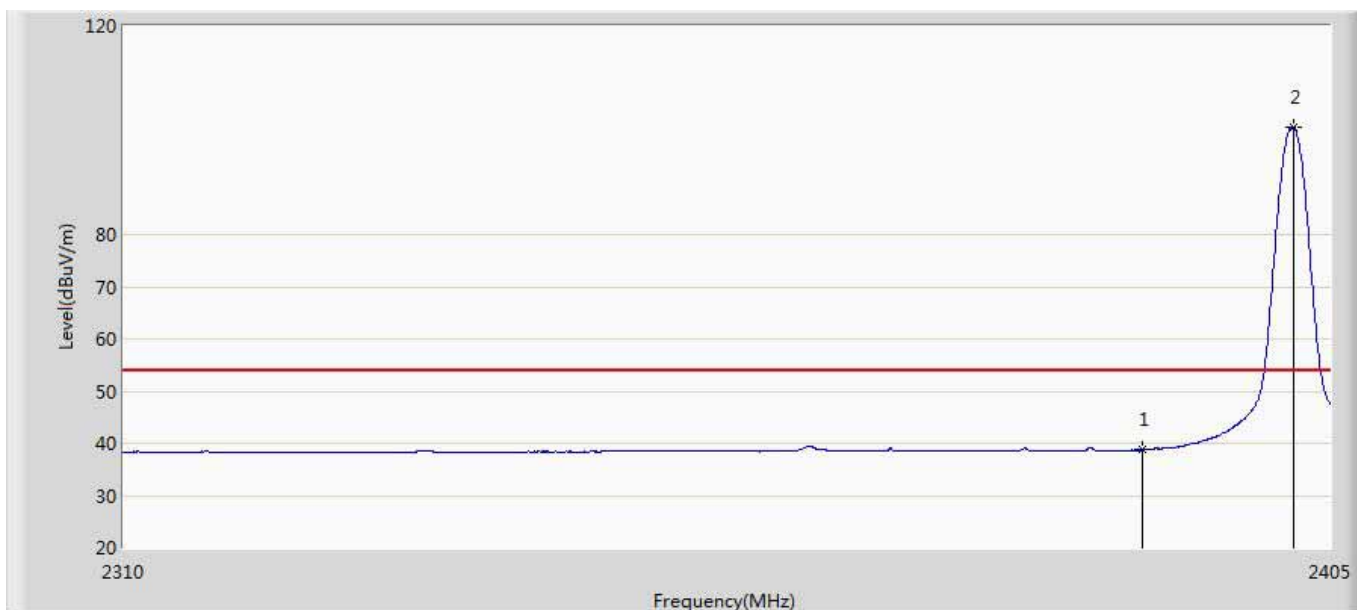
Kdx :

Engineer: YULIU	
Site: AC5	Time: 2019/04/11 - 21:43
Limit: FCC_Part15.209_RE(3m)	Margin: 0
Probe: Horn_3117_00167055(1-18GHz)	Polarity: Vertical
EUT:LED LAMP	Power: AC 120V/60Hz
Note: Mode 1:Transmit at 2402MHz by BLE	



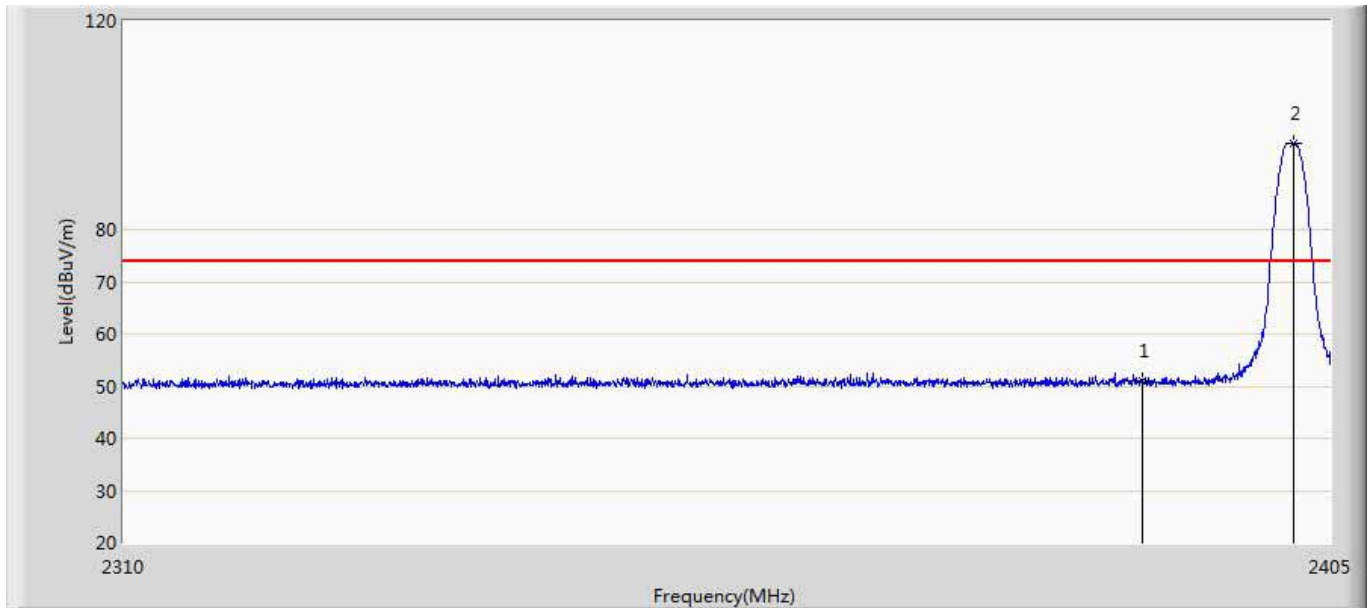
No	Mark	Frequency (MHz)	Measure Level (dBuV/m)	Reading Level (dBuV)	Over Limit (dB)	Limit (dBuV/m)	Factor (dB)	Type
1		2390.000	50.420	14.738	-23.580	74.000	35.682	PK
2	*	2401.913	101.244	65.532	27.244	74.000	35.712	PK

Engineer: YULIU	
Site: AC5	Time: 2019/04/11 - 21:47
Limit: FCC_Part15.209_RE(3m)	Margin: 0
Probe: Horn_3117_00167055(1-18GHz)	Polarity: Vertical
EUT:LED LAMP	Power: AC 120V/60Hz
Note: Mode 1:Transmit at 2402MHz by BLE	



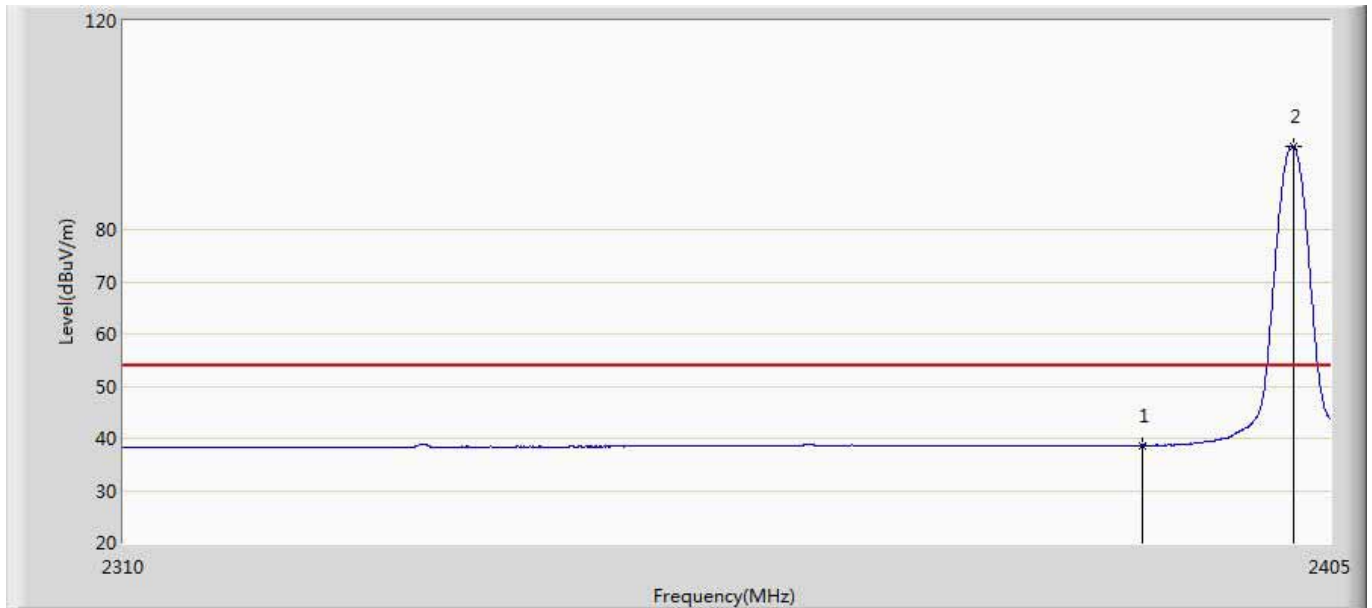
No	Mark	Frequency (MHz)	Measure Level (dBuV/m)	Reading Level (dBuV)	Over Limit (dB)	Limit (dBuV/m)	Factor (dB)	Type
1		2390.000	38.765	3.083	-15.235	54.000	35.682	AV
2	*	2402.055	100.672	64.959	46.672	54.000	35.712	AV

Engineer: YULIU	
Site: AC5	Time: 2019/04/11 - 21:49
Limit: FCC_Part15.209_RE(3m)	Margin: 0
Probe: Horn_3117_00167055(1-18GHz)	Polarity: Horizontal
EUT:LED LAMP	Power: AC 120V/60Hz
Note: Mode 1:Transmit at 2402MHz by BLE	



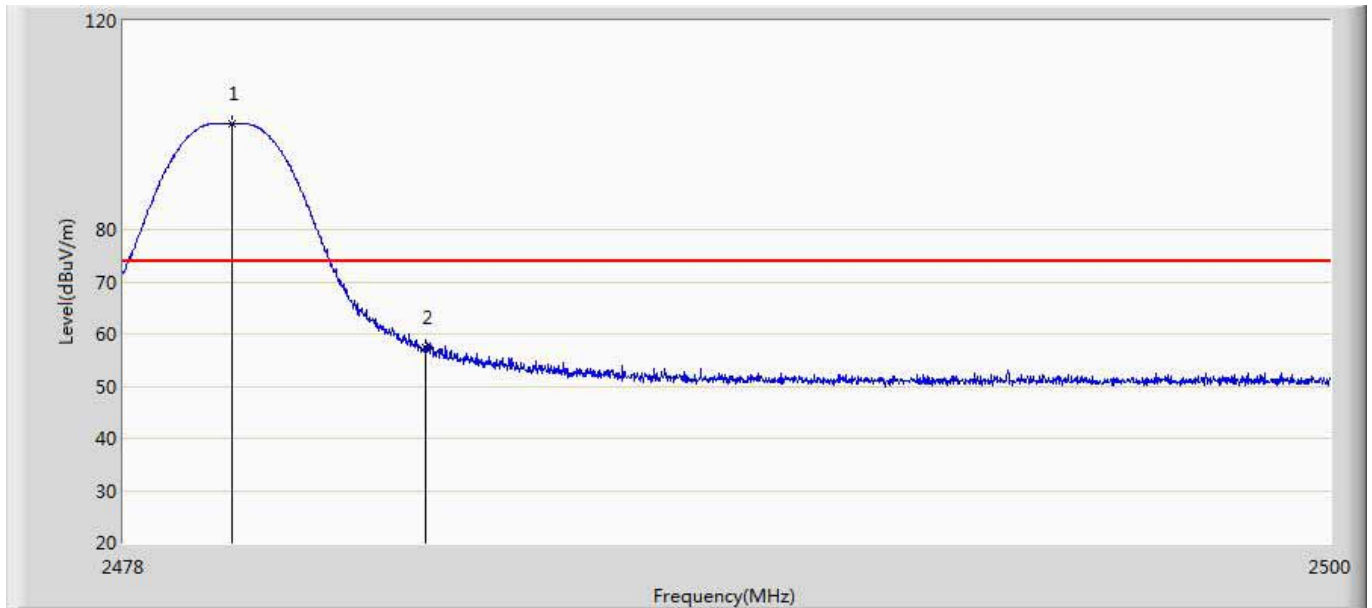
No	Mark	Frequency (MHz)	Measure Level (dBuV/m)	Reading Level (dBuV)	Over Limit (dB)	Limit (dBuV/m)	Factor (dB)	Type
1		2390.000	50.911	15.229	-23.089	74.000	35.682	PK
2	*	2402.103	96.560	60.847	22.560	74.000	35.713	PK

Engineer: YULIU	
Site: AC5	Time: 2019/04/11 - 21:51
Limit: FCC_Part15.209_RE(3m)	Margin: 0
Probe: Horn_3117_00167055(1-18GHz)	Polarity: Horizontal
EUT:LED LAMP	Power: AC 120V/60Hz
Note: Mode 1:Transmit at 2402MHz by BLE	



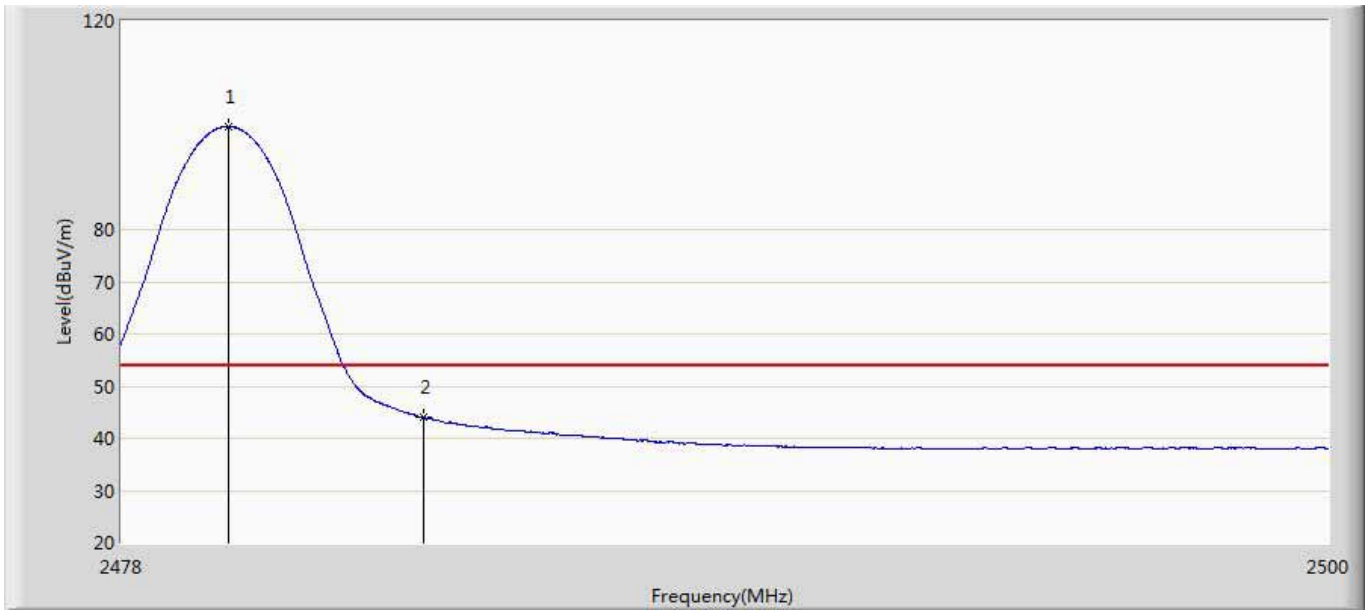
No	Mark	Frequency (MHz)	Measure Level (dBuV/m)	Reading Level (dBuV)	Over Limit (dB)	Limit (dBuV/m)	Factor (dB)	Type
1		2390.000	38.687	3.005	-15.313	54.000	35.682	AV
2	*	2402.055	96.065	60.352	42.065	54.000	35.712	AV

Engineer: YULIU	
Site: AC5	Time: 2019/04/11 - 21:53
Limit: FCC_Part15.209_RE(3m)	Margin: 0
Probe: Horn_3117_00167055(1-18GHz)	Polarity: Vertical
EUT:LED LAMP	Power: AC 120V/60Hz
Note: Mode 1:Transmit at 2480MHz by BLE	



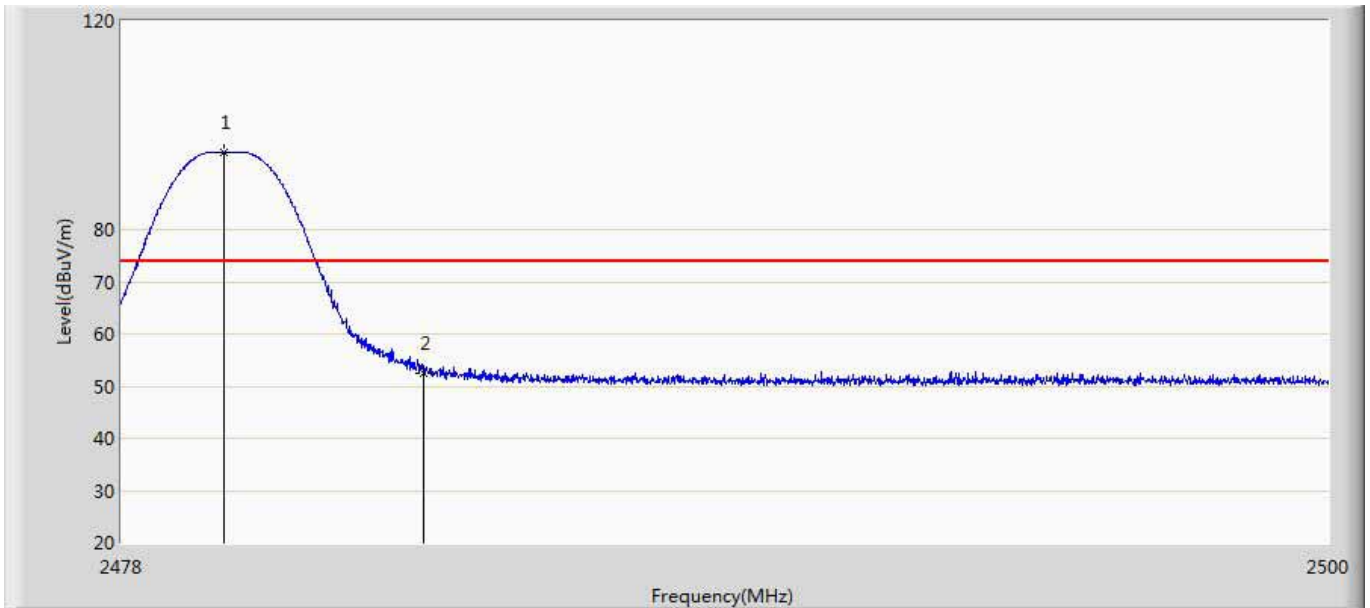
No	Mark	Frequency (MHz)	Measure Level (dBuV/m)	Reading Level (dBuV)	Over Limit (dB)	Limit (dBuV/m)	Factor (dB)	Type
1	*	2479.980	100.180	64.314	26.180	74.000	35.866	PK
2		2483.500	57.275	21.383	-16.725	74.000	35.891	PK

Engineer: YULIU	
Site: AC5	Time: 2019/04/11 - 21:58
Limit: FCC_Part15.209_RE(3m)	Margin: 0
Probe: Horn_3117_00167055(1-18GHz)	Polarity: Vertical
EUT:LED LAMP	Power: AC 120V/60Hz
Note: Mode 1:Transmit at 2480MHz by BLE	



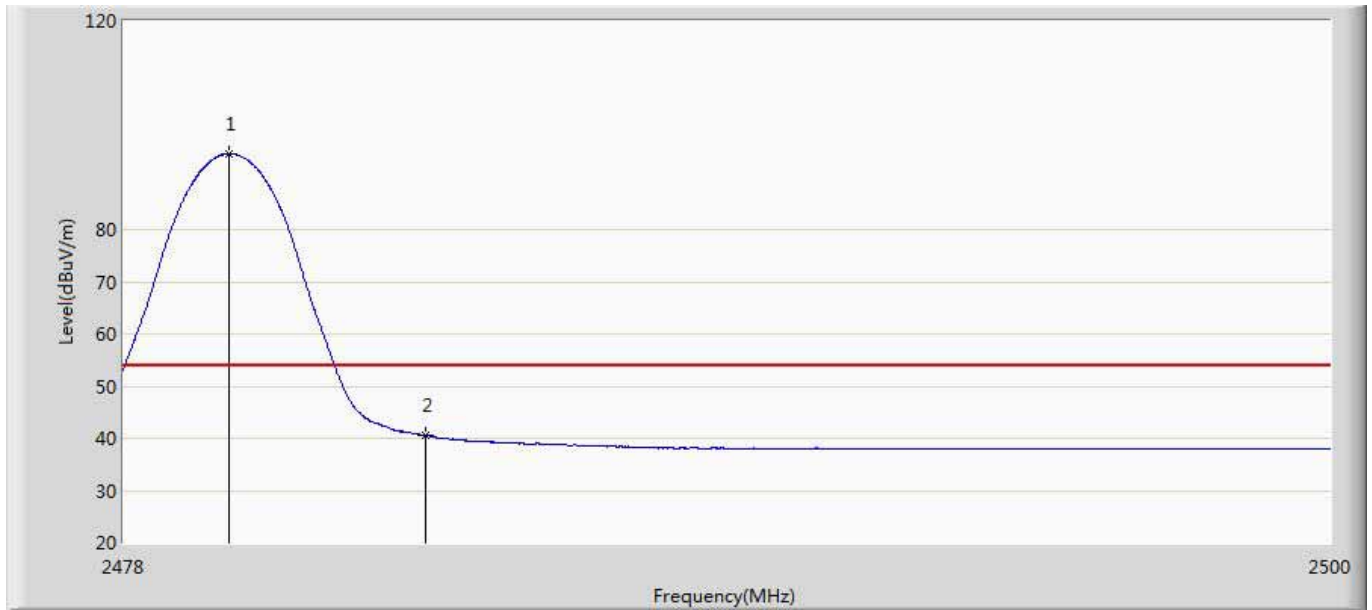
No	Mark	Frequency (MHz)	Measure Level (dBuV/m)	Reading Level (dBuV)	Over Limit (dB)	Limit (dBuV/m)	Factor (dB)	Type
1	*	2479.947	99.750	63.884	45.750	54.000	35.866	AV
2		2483.500	43.968	8.076	-10.032	54.000	35.891	AV

Engineer: YULIU	
Site: AC5	Time: 2019/04/11 - 22:00
Limit: FCC_Part15.209_RE(3m)	Margin: 0
Probe: Horn_3117_00167055(1-18GHz)	Polarity: Horizontal
EUT:LED LAMP	Power: AC 120V/60Hz
Note: Mode 1:Transmit at 2480MHz by BLE	



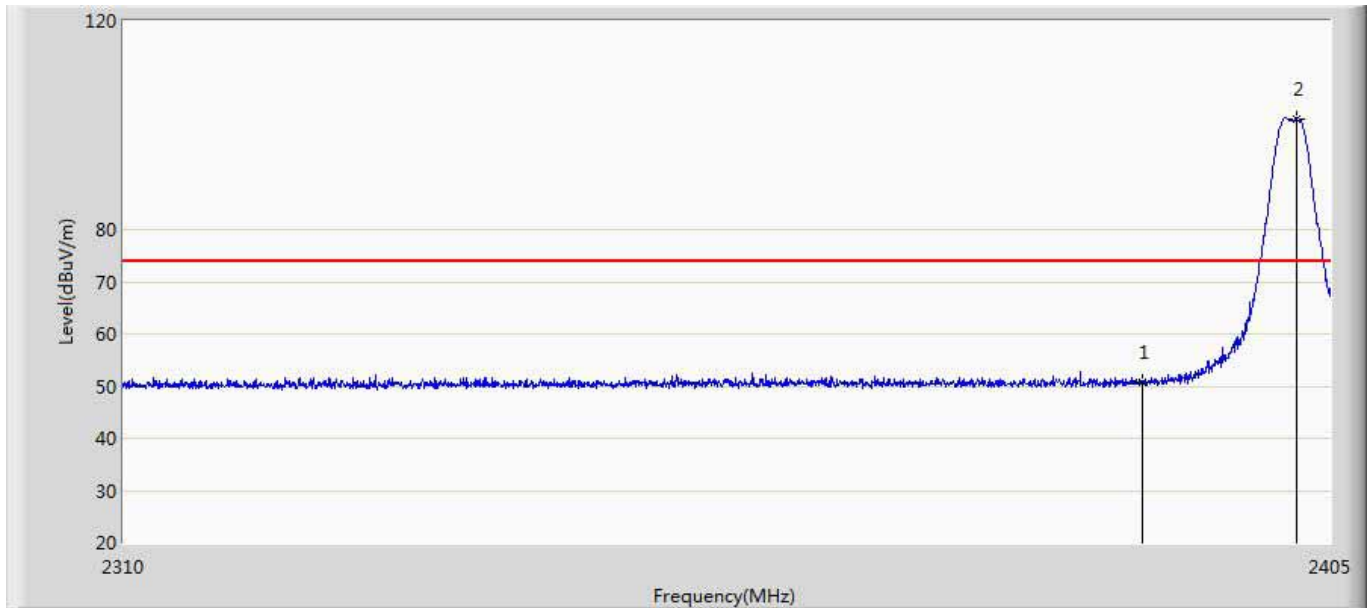
No	Mark	Frequency (MHz)	Measure Level (dBuV/m)	Reading Level (dBuV)	Over Limit (dB)	Limit (dBuV/m)	Factor (dB)	Type
1	*	2479.870	94.739	58.874	20.739	74.000	35.865	PK
2		2483.500	52.494	16.602	-21.506	74.000	35.891	PK

Engineer: YULIU	
Site: AC5	Time: 2019/04/11 - 22:01
Limit: FCC_Part15.209_RE(3m)	Margin: 0
Probe: Horn_3117_00167055(1-18GHz)	Polarity: Horizontal
EUT:LED LAMP	Power: AC 120V/60Hz
Note: Mode 1:Transmit at 2480MHz by BLE	



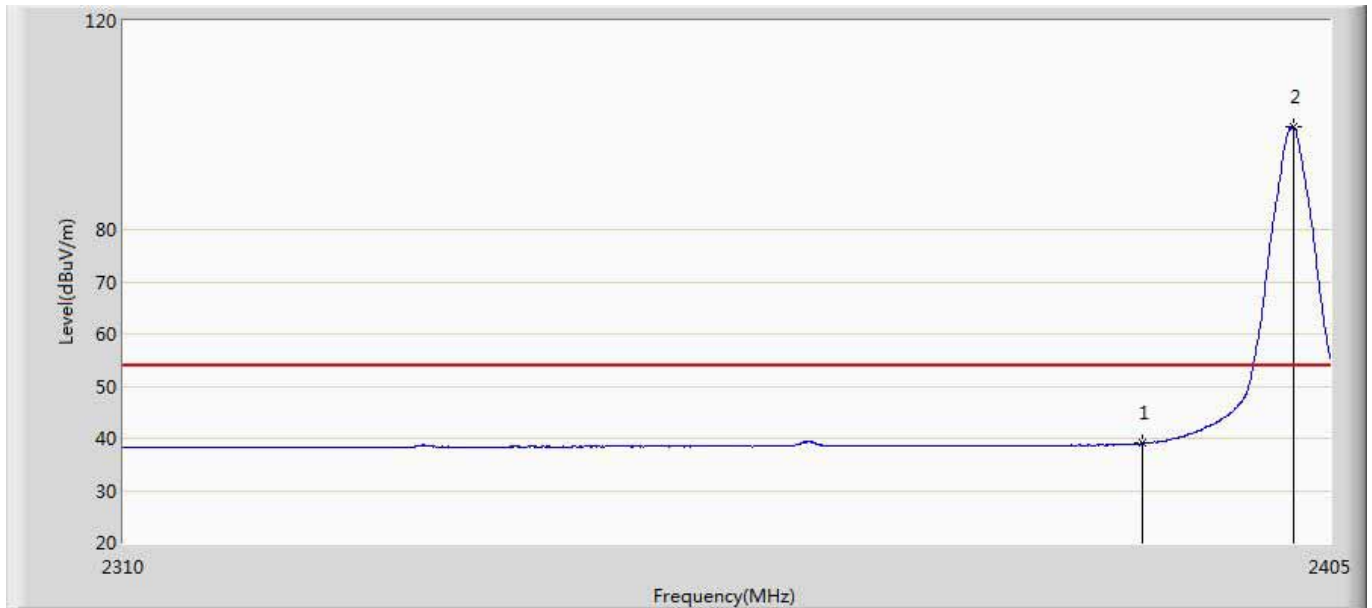
No	Mark	Frequency (MHz)	Measure Level (dBuV/m)	Reading Level (dBuV)	Over Limit (dB)	Limit (dBuV/m)	Factor (dB)	Type
1	*	2479.914	94.514	58.648	40.514	54.000	35.866	AV
2		2483.500	40.471	4.579	-13.529	54.000	35.891	AV

Engineer: YULIU	
Site: AC5	Time: 2019/04/11 - 22:03
Limit: FCC_Part15.209_RE(3m)	Margin: 0
Probe: Horn_3117_00167055(1-18GHz)	Polarity: Vertical
EUT:LED LAMP	Power: AC 120V/60Hz
Note: Mode 2:Transmit at 2402MHz by 2LE	



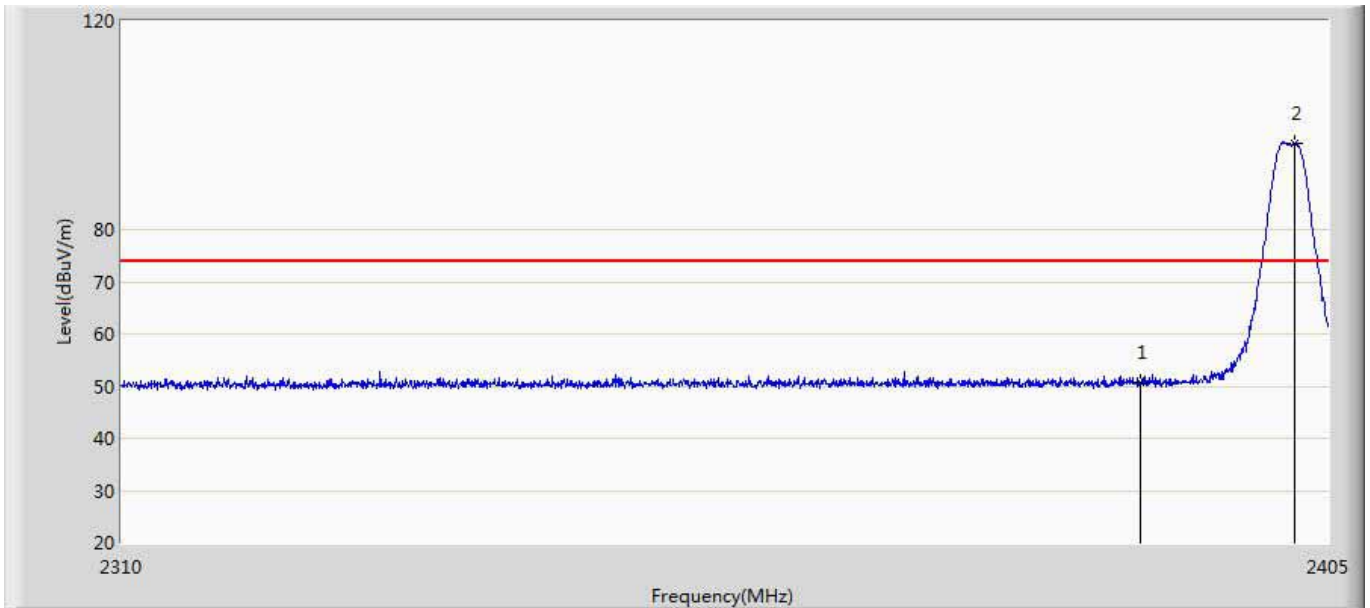
No	Mark	Frequency (MHz)	Measure Level (dBuV/m)	Reading Level (dBuV)	Over Limit (dB)	Limit (dBuV/m)	Factor (dB)	Type
1		2390.000	50.782	15.100	-23.218	74.000	35.682	PK
2	*	2402.292	101.291	65.578	27.291	74.000	35.714	PK

Engineer: YULIU	
Site: AC5	Time: 2019/04/11 - 22:05
Limit: FCC_Part15.209_RE(3m)	Margin: 0
Probe: Horn_3117_00167055(1-18GHz)	Polarity: Vertical
EUT:LED LAMP	Power: AC 120V/60Hz
Note: Mode 2:Transmit at 2402MHz by 2LE	



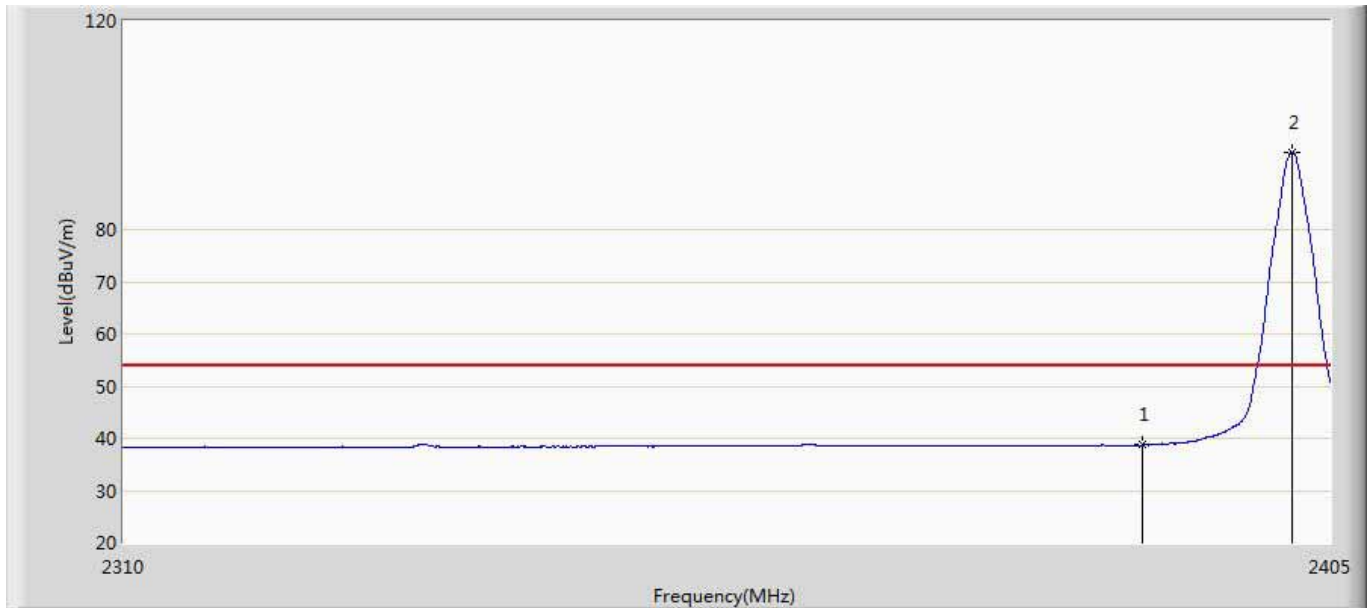
No	Mark	Frequency (MHz)	Measure Level (dBuV/m)	Reading Level (dBuV)	Over Limit (dB)	Limit (dBuV/m)	Factor (dB)	Type
1		2390.000	38.991	3.309	-15.009	54.000	35.682	AV
2	*	2402.055	99.704	63.991	45.704	54.000	35.712	AV

Engineer: YULIU	
Site: AC5	Time: 2019/04/11 - 22:06
Limit: FCC_Part15.209_RE(3m)	Margin: 0
Probe: Horn_3117_00167055(1-18GHz)	Polarity: Horizontal
EUT:LED LAMP	Power: AC 120V/60Hz
Note: Mode 2:Transmit at 2402MHz by 2LE	



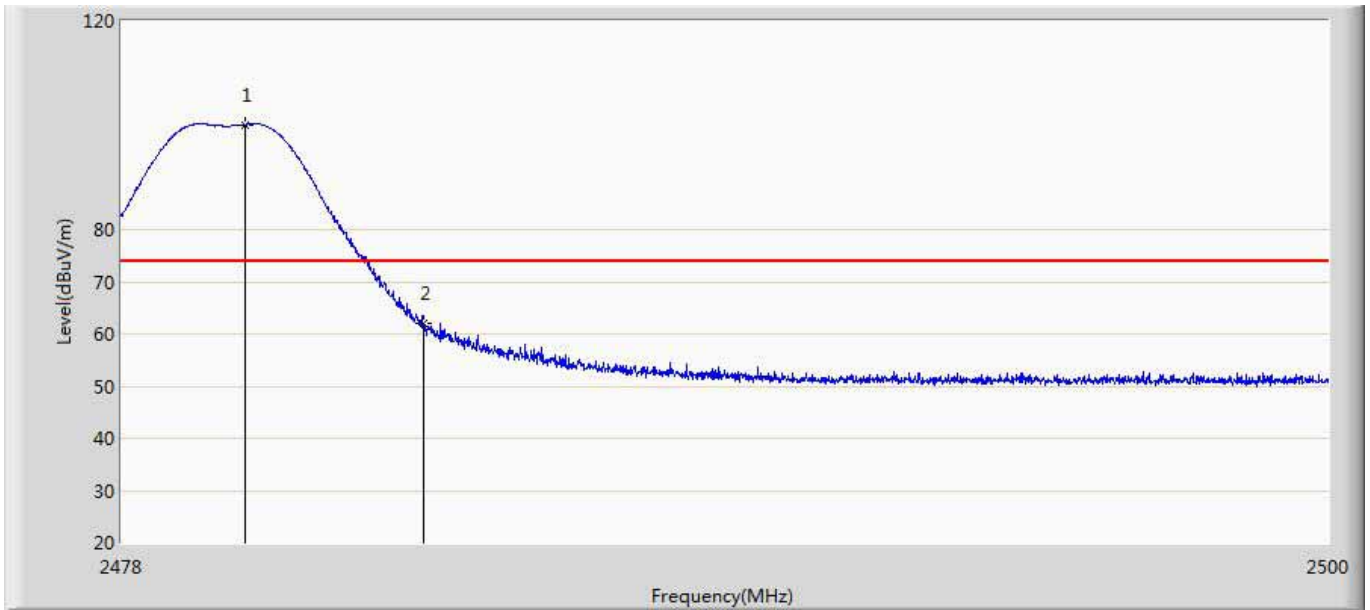
No	Mark	Frequency (MHz)	Measure Level (dBuV/m)	Reading Level (dBuV)	Over Limit (dB)	Limit (dBuV/m)	Factor (dB)	Type
1		2390.000	50.608	14.926	-23.392	74.000	35.682	PK
2	*	2402.292	96.561	60.848	22.561	74.000	35.714	PK

Engineer: YULIU	
Site: AC5	Time: 2019/04/11 - 22:08
Limit: FCC_Part15.209_RE(3m)	Margin: 0
Probe: Horn_3117_00167055(1-18GHz)	Polarity: Horizontal
EUT:LED LAMP	Power: AC 120V/60Hz
Note: Mode 2:Transmit at 2402MHz by 2LE	



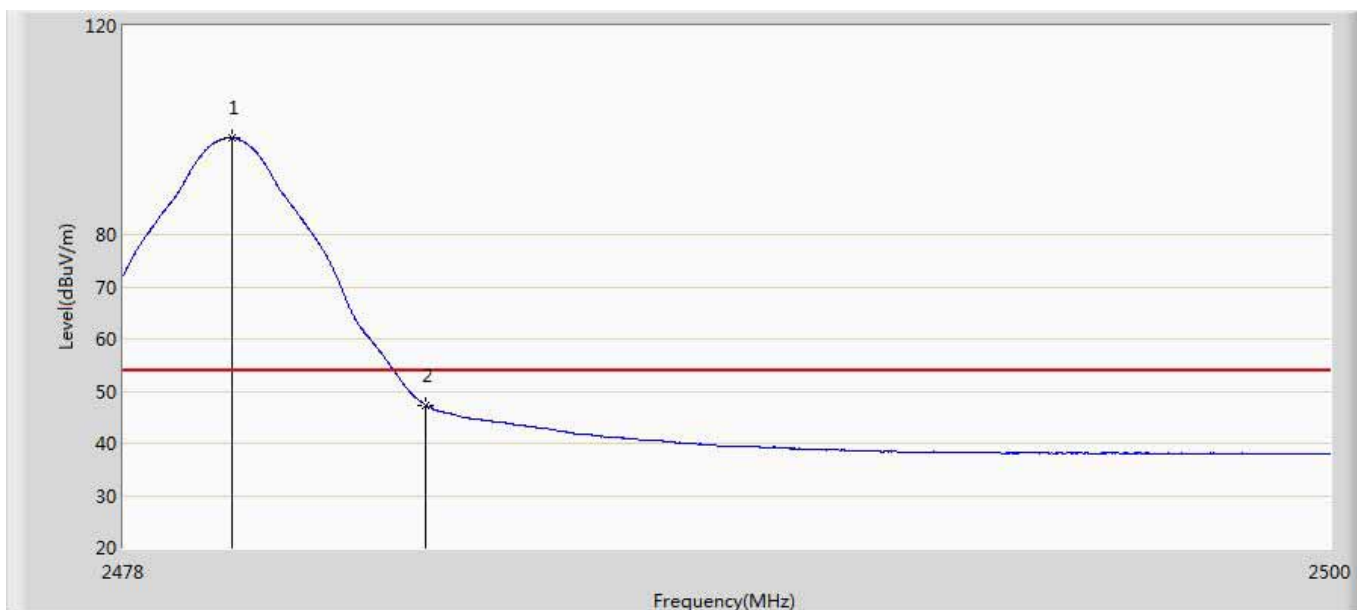
No	Mark	Frequency (MHz)	Measure Level (dBuV/m)	Reading Level (dBuV)	Over Limit (dB)	Limit (dBuV/m)	Factor (dB)	Type
1		2390.000	38.706	3.024	-15.294	54.000	35.682	AV
2	*	2401.913	94.882	59.170	40.882	54.000	35.712	AV

Engineer: YULIU	
Site: AC5	Time: 2019/04/11 - 22:09
Limit: FCC_Part15.209_RE(3m)	Margin: 0
Probe: Horn_3117_00167055(1-18GHz)	Polarity: Vertical
EUT:LED LAMP	Power: AC 120V/60Hz
Note: Mode 2:Transmit at 2480MHz by 2LE	



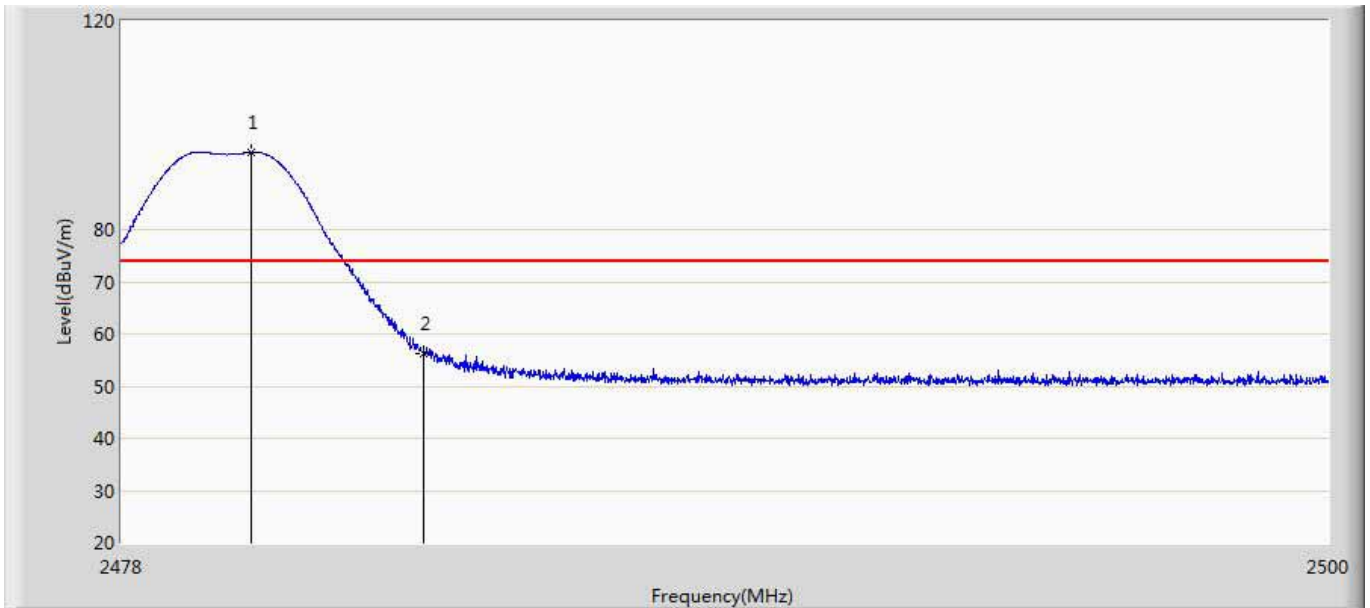
No	Mark	Frequency (MHz)	Measure Level (dBuV/m)	Reading Level (dBuV)	Over Limit (dB)	Limit (dBuV/m)	Factor (dB)	Type
1	*	2480.255	100.111	64.243	26.111	74.000	35.868	PK
2		2483.500	62.017	26.125	-11.983	74.000	35.891	PK

Engineer: YULIU	
Site: AC5	Time: 2019/04/11 - 22:13
Limit: FCC_Part15.209_RE(3m)	Margin: 0
Probe: Horn_3117_00167055(1-18GHz)	Polarity: Vertical
EUT:LED LAMP	Power: AC 120V/60Hz
Note: Mode 2:Transmit at 2480MHz by 2LE	



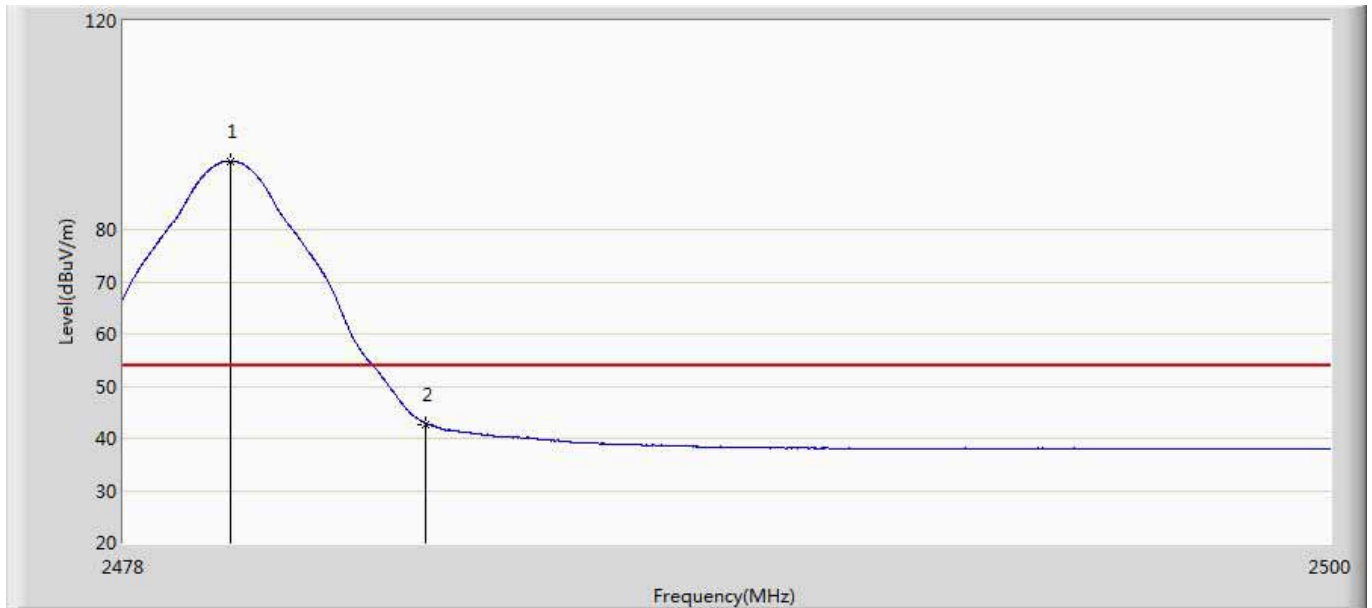
No	Mark	Frequency (MHz)	Measure Level (dBuV/m)	Reading Level (dBuV)	Over Limit (dB)	Limit (dBuV/m)	Factor (dB)	Type
1	*	2479.980	98.496	62.630	44.496	54.000	35.866	AV
2		2483.500	47.306	11.414	-6.694	54.000	35.891	AV

Engineer: YULIU	
Site: AC5	Time: 2019/04/11 - 22:18
Limit: FCC_Part15.209_RE(3m)	Margin: 0
Probe: Horn_3117_00167055(1-18GHz)	Polarity: Horizontal
EUT:LED LAMP	Power: AC 120V/60Hz
Note: Mode 2:Transmit at 2480MHz by 2LE	



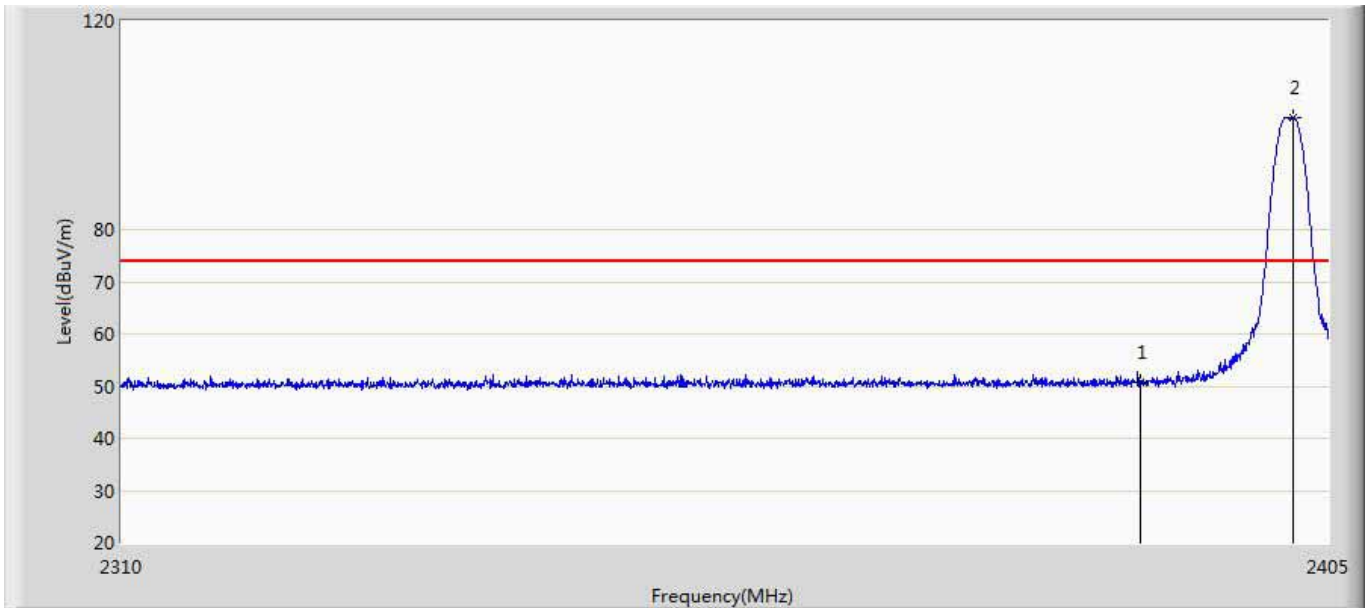
No	Mark	Frequency (MHz)	Measure Level (dBuV/m)	Reading Level (dBuV)	Over Limit (dB)	Limit (dBuV/m)	Factor (dB)	Type
1	*	2480.354	94.830	58.961	20.830	74.000	35.869	PK
2		2483.500	56.257	20.365	-17.743	74.000	35.891	PK

Engineer: YULIU	
Site: AC5	Time: 2019/04/11 - 22:19
Limit: FCC_Part15.209_RE(3m)	Margin: 0
Probe: Horn_3117_00167055(1-18GHz)	Polarity: Horizontal
EUT:LED LAMP	Power: AC 120V/60Hz
Note: Mode 2:Transmit at 2480MHz by 2LE	



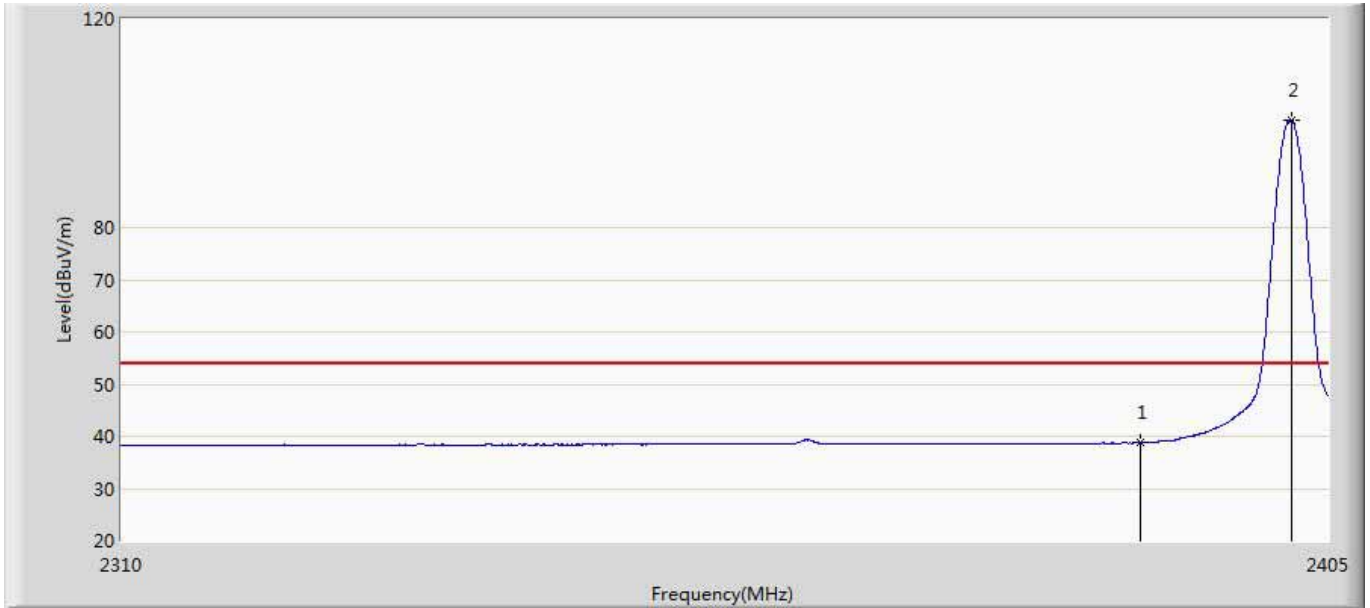
No	Mark	Frequency (MHz)	Measure Level (dBuV/m)	Reading Level (dBuV)	Over Limit (dB)	Limit (dBuV/m)	Factor (dB)	Type
1	*	2479.947	93.153	57.287	39.153	54.000	35.866	AV
2		2483.500	42.737	6.845	-11.263	54.000	35.891	AV

Engineer: YULIU	
Site: AC5	Time: 2019/04/11 - 22:21
Limit: FCC_Part15.209_RE(3m)	Margin: 0
Probe: Horn_3117_00167055(1-18GHz)	Polarity: Vertical
EUT:LED LAMP	Power: AC 120V/60Hz
Note: Mode 3:Transmit at 2402MHz by Coding125	



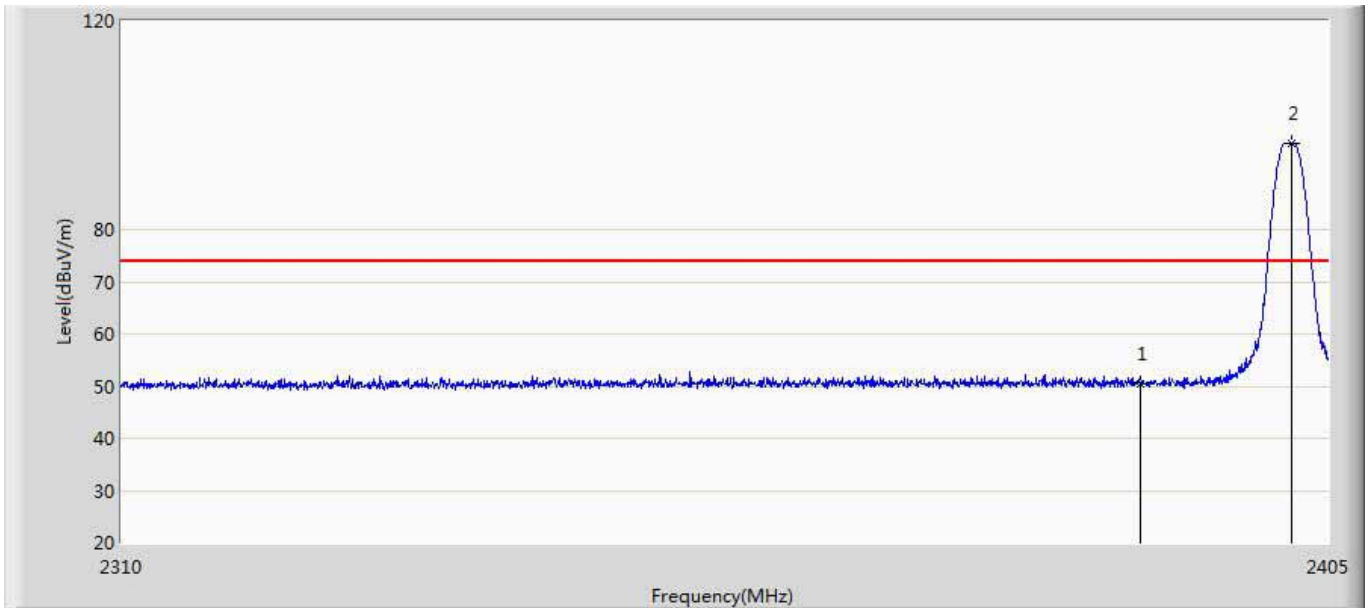
No	Mark	Frequency (MHz)	Measure Level (dBuV/m)	Reading Level (dBuV)	Over Limit (dB)	Limit (dBuV/m)	Factor (dB)	Type
1		2390.000	50.651	14.969	-23.349	74.000	35.682	PK
2	*	2402.198	101.420	65.707	27.420	74.000	35.714	PK

Engineer: YULIU	
Site: AC5	Time: 2019/04/11 - 22:22
Limit: FCC_Part15.209_RE(3m)	Margin: 0
Probe: Horn_3117_00167055(1-18GHz)	Polarity: Vertical
EUT:LED LAMP	Power: AC 120V/60Hz
Note: Mode 3:Transmit at 2402MHz by Coding125	



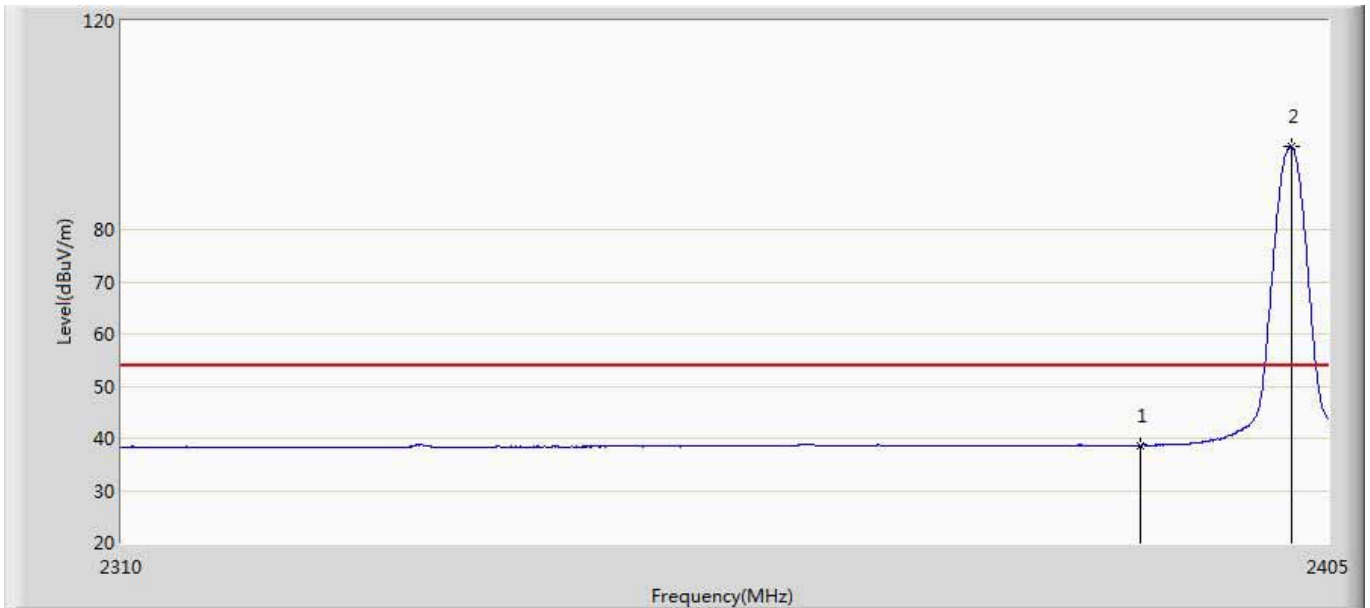
No	Mark	Frequency (MHz)	Measure Level (dBuV/m)	Reading Level (dBuV)	Over Limit (dB)	Limit (dBuV/m)	Factor (dB)	Type
1		2390.000	38.752	3.070	-15.248	54.000	35.682	AV
2	*	2402.055	100.685	64.972	46.685	54.000	35.712	AV

Engineer: YULIU	
Site: AC5	Time: 2019/04/11 - 22:24
Limit: FCC_Part15.209_RE(3m)	Margin: 0
Probe: Horn_3117_00167055(1-18GHz)	Polarity: Horizontal
EUT:LED LAMP	Power: AC 120V/60Hz
Note: Mode 3:Transmit at 2402MHz by Coding125	



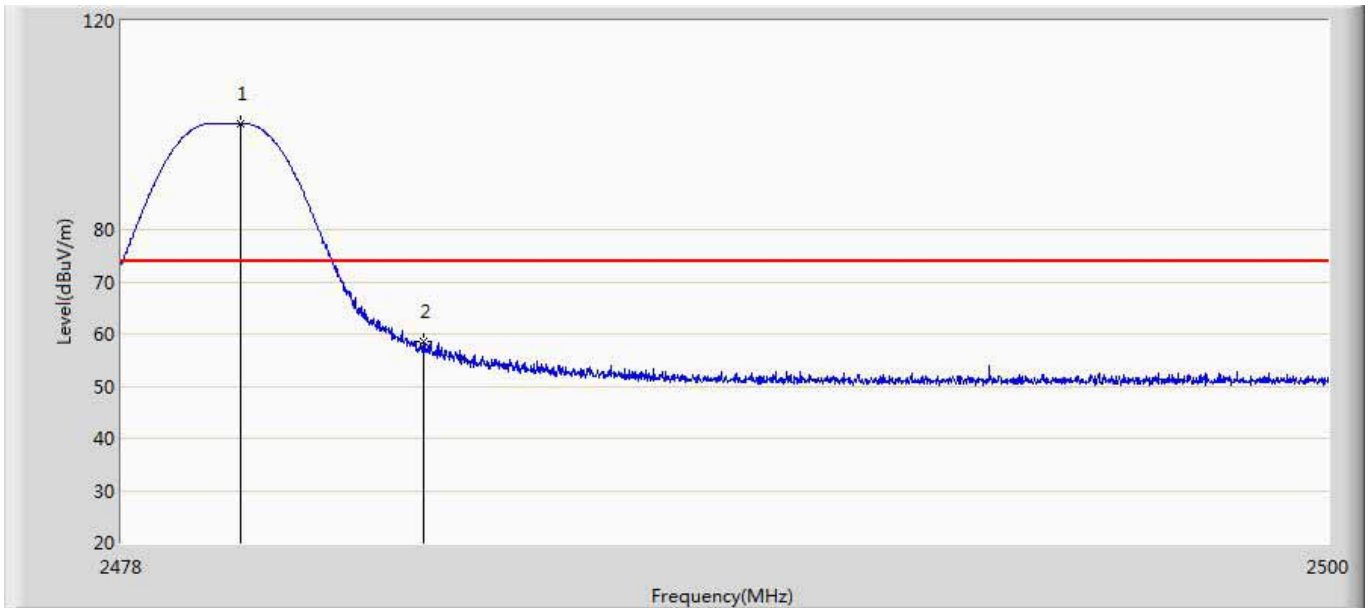
No	Mark	Frequency (MHz)	Measure Level (dBuV/m)	Reading Level (dBuV)	Over Limit (dB)	Limit (dBuV/m)	Factor (dB)	Type
1		2390.000	50.466	14.784	-23.534	74.000	35.682	PK
2	*	2402.055	96.571	60.858	22.571	74.000	35.712	PK

Engineer: YULIU	
Site: AC5	Time: 2019/04/11 - 22:25
Limit: FCC_Part15.209_RE(3m)	Margin: 0
Probe: Horn_3117_00167055(1-18GHz)	Polarity: Horizontal
EUT:LED LAMP	Power: AC 120V/60Hz
Note: Mode 3:Transmit at 2402MHz by Coding125	



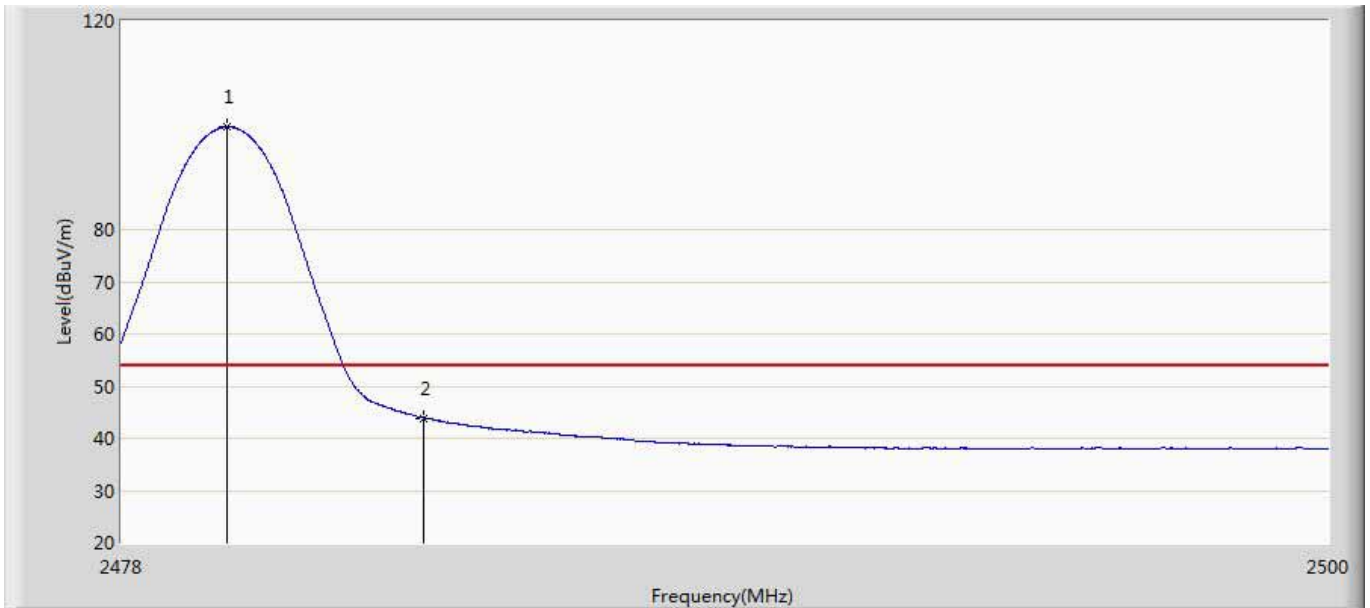
No	Mark	Frequency (MHz)	Measure Level (dBuV/m)	Reading Level (dBuV)	Over Limit (dB)	Limit (dBuV/m)	Factor (dB)	Type
1		2390.000	38.610	2.928	-15.390	54.000	35.682	AV
2	*	2402.055	95.956	60.243	41.956	54.000	35.712	AV

Engineer: YULIU	
Site: AC5	Time: 2019/04/11 - 22:27
Limit: FCC_Part15.209_RE(3m)	Margin: 0
Probe: Horn_3117_00167055(1-18GHz)	Polarity: Vertical
EUT:LED LAMP	Power: AC 120V/60Hz
Note: Mode 3:Transmit at 2480MHz by Coding125	



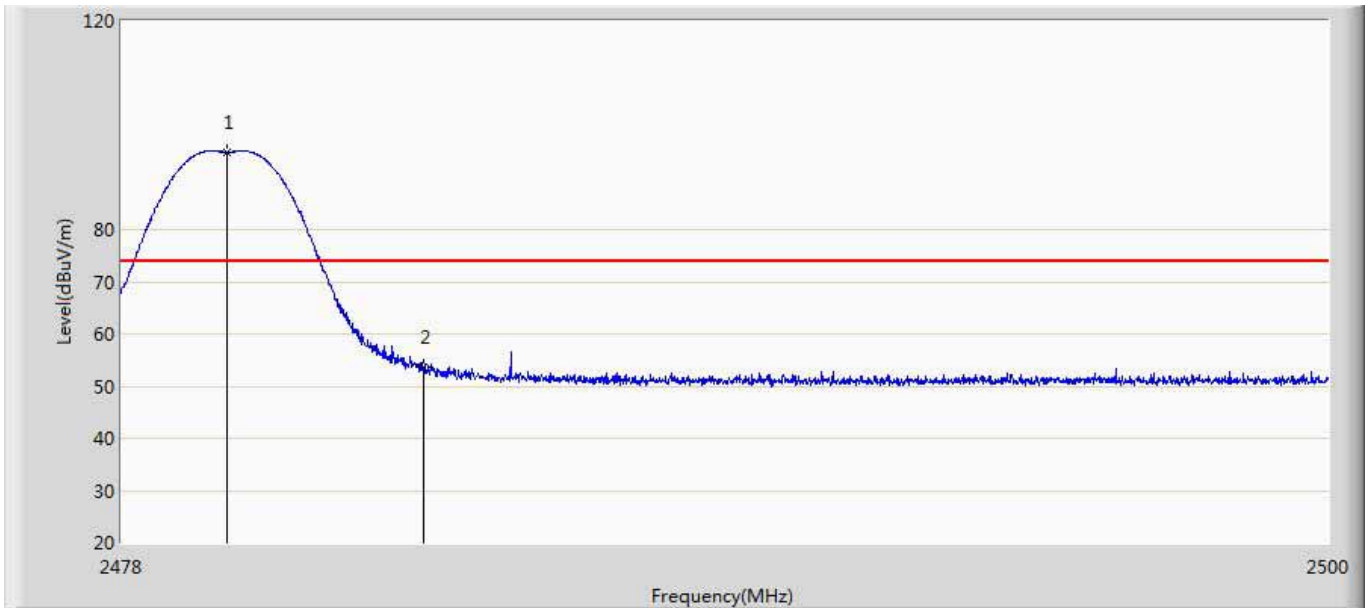
No	Mark	Frequency (MHz)	Measure Level (dBuV/m)	Reading Level (dBuV)	Over Limit (dB)	Limit (dBuV/m)	Factor (dB)	Type
1	*	2480.156	100.286	64.419	26.286	74.000	35.867	PK
2		2483.500	58.623	22.731	-15.377	74.000	35.891	PK

Engineer: YULIU	
Site: AC5	Time: 2019/04/11 - 22:30
Limit: FCC_Part15.209_RE(3m)	Margin: 0
Probe: Horn_3117_00167055(1-18GHz)	Polarity: Vertical
EUT:LED LAMP	Power: AC 120V/60Hz
Note: Mode 3:Transmit at 2480MHz by Coding125	



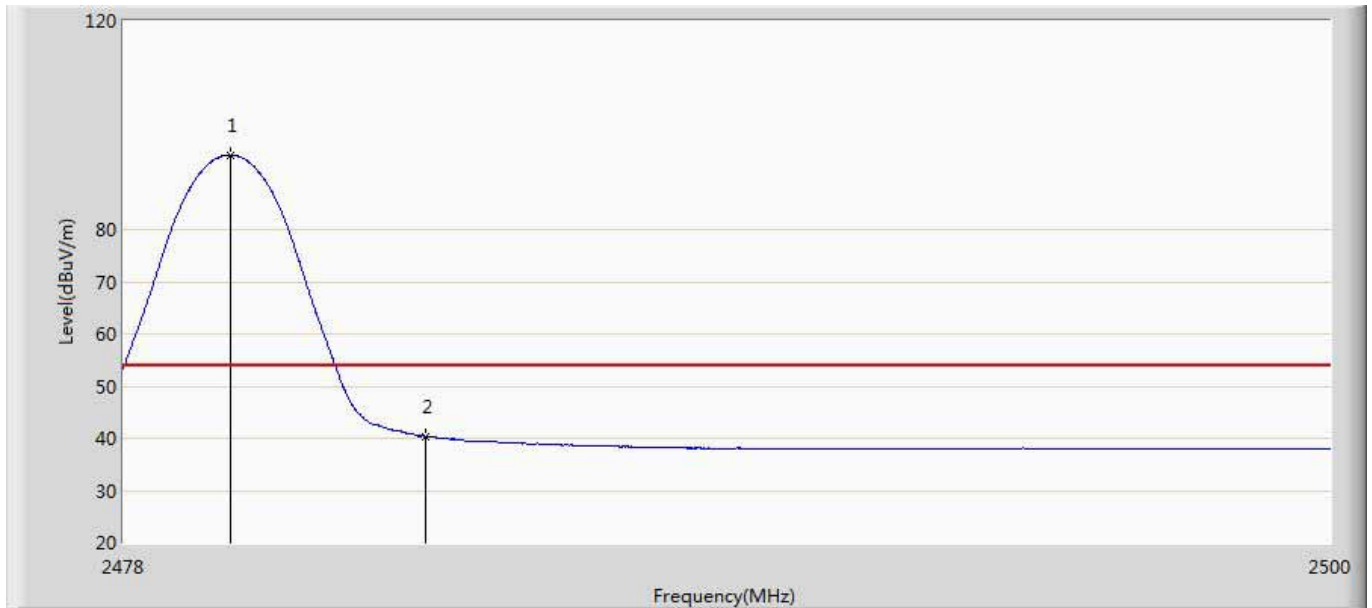
No	Mark	Frequency (MHz)	Measure Level (dBuV/m)	Reading Level (dBuV)	Over Limit (dB)	Limit (dBuV/m)	Factor (dB)	Type
1	*	2479.914	99.650	63.784	45.650	54.000	35.866	AV
2		2483.500	43.907	8.015	-10.093	54.000	35.891	AV

Engineer: YULIU	
Site: AC5	Time: 2019/04/11 - 22:32
Limit: FCC_Part15.209_RE(3m)	Margin: 0
Probe: Horn_3117_00167055(1-18GHz)	Polarity: Horizontal
EUT:LED LAMP	Power: AC 120V/60Hz
Note: Mode 3:Transmit at 2480MHz by Coding125	



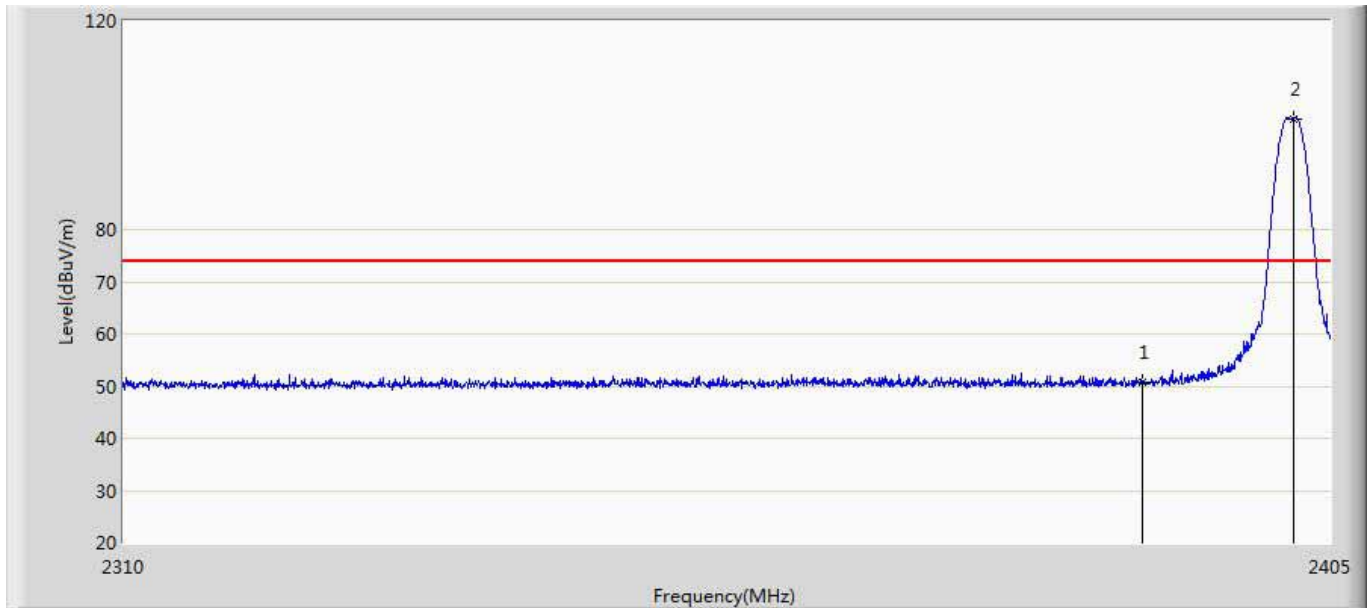
No	Mark	Frequency (MHz)	Measure Level (dBuV/m)	Reading Level (dBuV)	Over Limit (dB)	Limit (dBuV/m)	Factor (dB)	Type
1	*	2479.914	94.870	59.004	20.870	74.000	35.866	PK
2		2483.500	53.480	17.588	-20.520	74.000	35.891	PK

Engineer: YULIU	
Site: AC5	Time: 2019/04/11 - 22:34
Limit: FCC_Part15.209_RE(3m)	Margin: 0
Probe: Horn_3117_00167055(1-18GHz)	Polarity: Horizontal
EUT:LED LAMP	Power: AC 120V/60Hz
Note: Mode 3:Transmit at 2480MHz by Coding125	



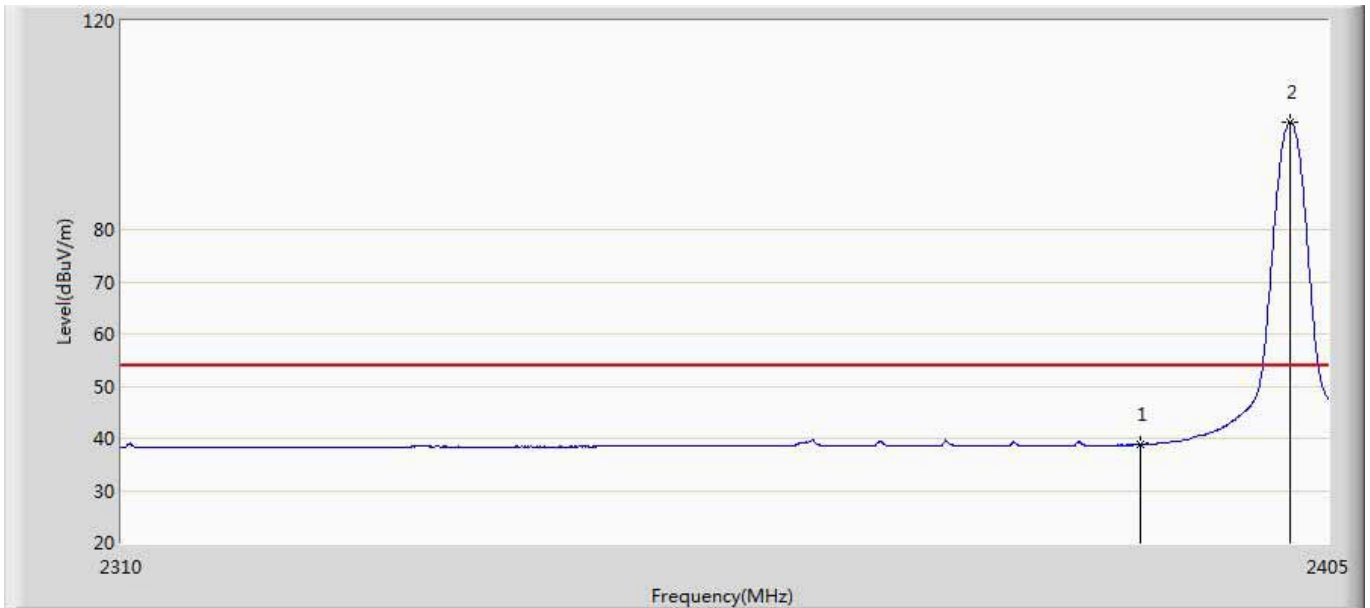
No	Mark	Frequency (MHz)	Measure Level (dBuV/m)	Reading Level (dBuV)	Over Limit (dB)	Limit (dBuV/m)	Factor (dB)	Type
1	*	2479.947	94.322	58.456	40.322	54.000	35.866	AV
2		2483.500	40.348	4.456	-13.652	54.000	35.891	AV

Engineer: YULIU	
Site: AC5	Time: 2019/04/11 - 22:36
Limit: FCC_Part15.209_RE(3m)	Margin: 0
Probe: Horn_3117_00167055(1-18GHz)	Polarity: Vertical
EUT:LED LAMP	Power: AC 120V/60Hz
Note: Mode 4:Transmit at 2402MHz by Coding500	



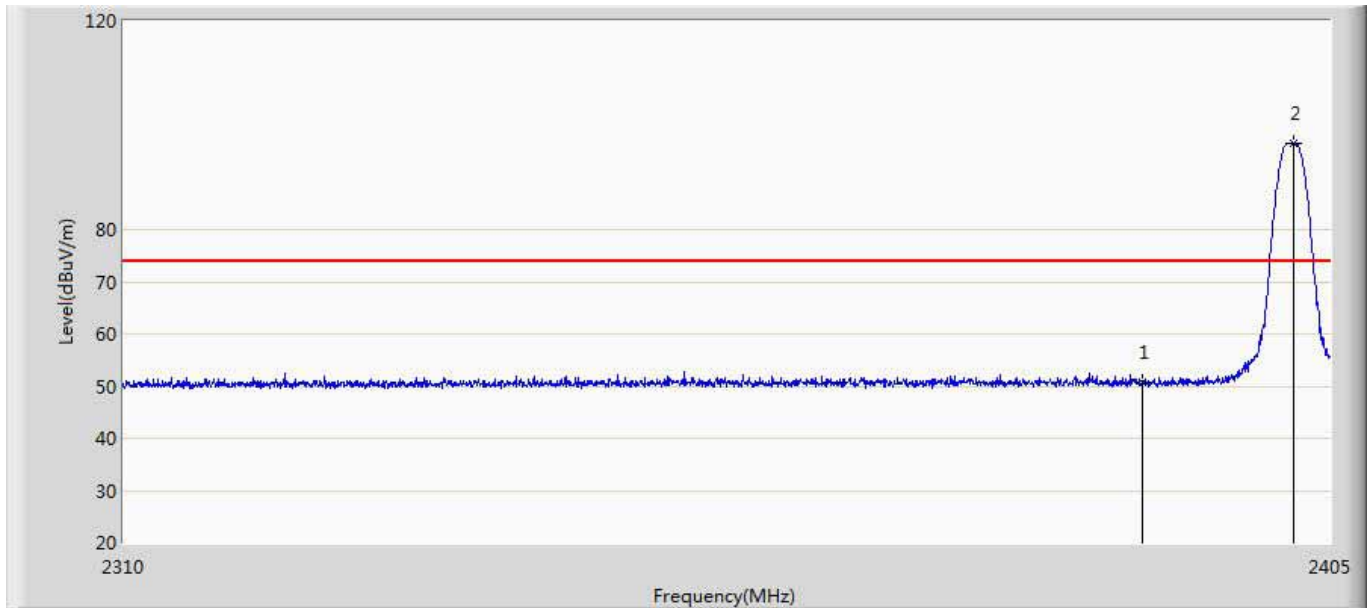
No	Mark	Frequency (MHz)	Measure Level (dBuV/m)	Reading Level (dBuV)	Over Limit (dB)	Limit (dBuV/m)	Factor (dB)	Type
1		2390.000	50.839	15.157	-23.161	74.000	35.682	PK
2	*	2402.055	101.285	65.572	27.285	74.000	35.712	PK

Engineer: YULIU	
Site: AC5	Time: 2019/04/11 - 22:37
Limit: FCC_Part15.209_RE(3m)	Margin: 0
Probe: Horn_3117_00167055(1-18GHz)	Polarity: Vertical
EUT:LED LAMP	Power: AC 120V/60Hz
Note: Mode 4:Transmit at 2402MHz by Coding500	



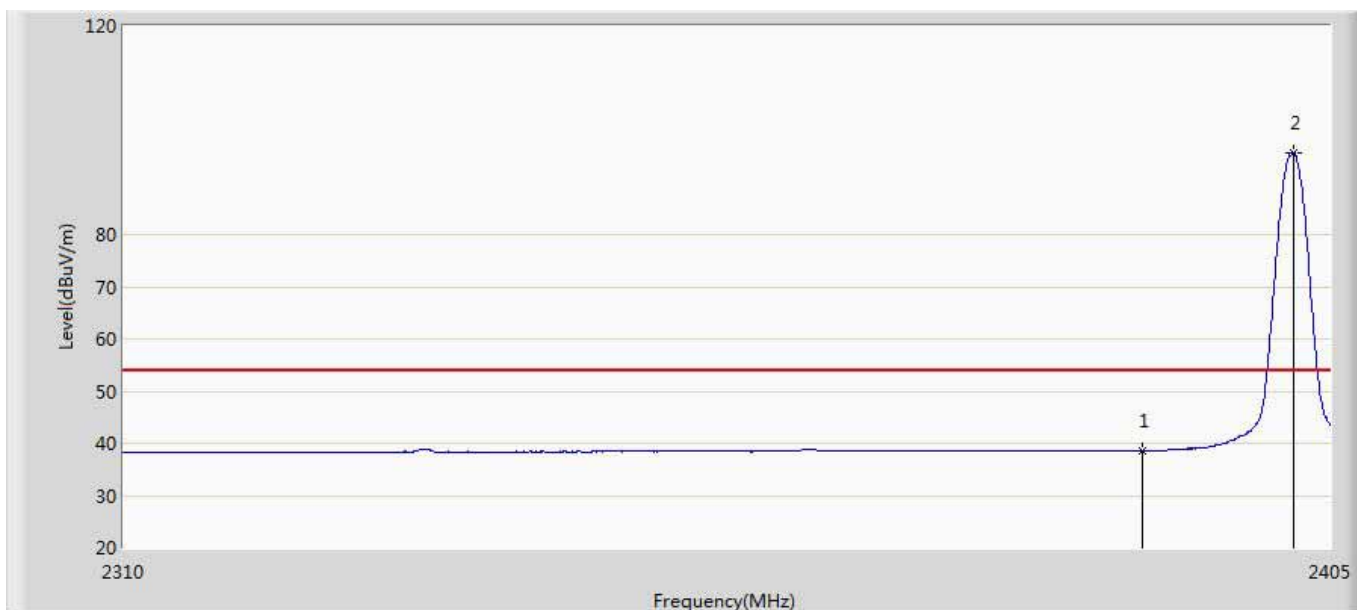
No	Mark	Frequency (MHz)	Measure Level (dBuV/m)	Reading Level (dBuV)	Over Limit (dB)	Limit (dBuV/m)	Factor (dB)	Type
1		2390.000	38.769	3.087	-15.231	54.000	35.682	AV
2	*	2401.960	100.601	64.888	46.601	54.000	35.712	AV

Engineer: YULIU	
Site: AC5	Time: 2019/04/11 - 22:39
Limit: FCC_Part15.209_RE(3m)	Margin: 0
Probe: Horn_3117_00167055(1-18GHz)	Polarity: Horizontal
EUT:LED LAMP	Power: AC 120V/60Hz
Note: Mode 4:Transmit at 2402MHz by Coding500	



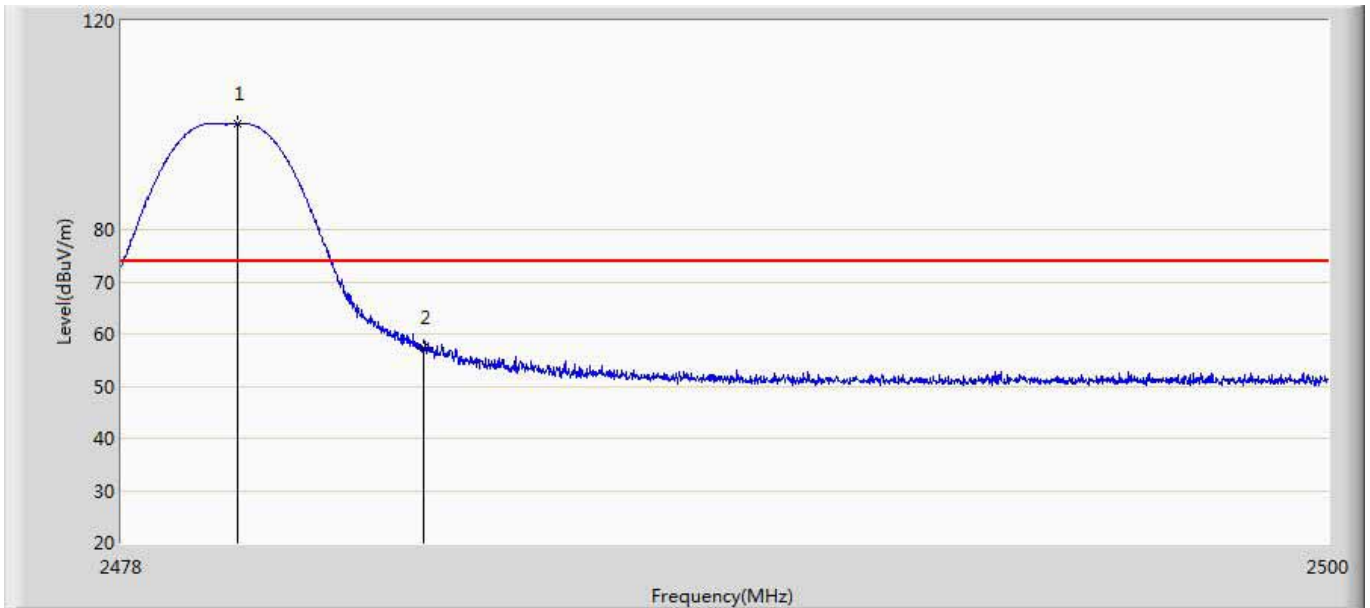
No	Mark	Frequency (MHz)	Measure Level (dBuV/m)	Reading Level (dBuV)	Over Limit (dB)	Limit (dBuV/m)	Factor (dB)	Type
1		2390.000	50.829	15.147	-23.171	74.000	35.682	PK
2	*	2402.055	96.435	60.722	22.435	74.000	35.712	PK

Engineer: YULIU	
Site: AC5	Time: 2019/04/11 - 22:41
Limit: FCC_Part15.209_RE(3m)	Margin: 0
Probe: Horn_3117_00167055(1-18GHz)	Polarity: Horizontal
EUT:LED LAMP	Power: AC 120V/60Hz
Note: Mode 4:Transmit at 2402MHz by Coding500	



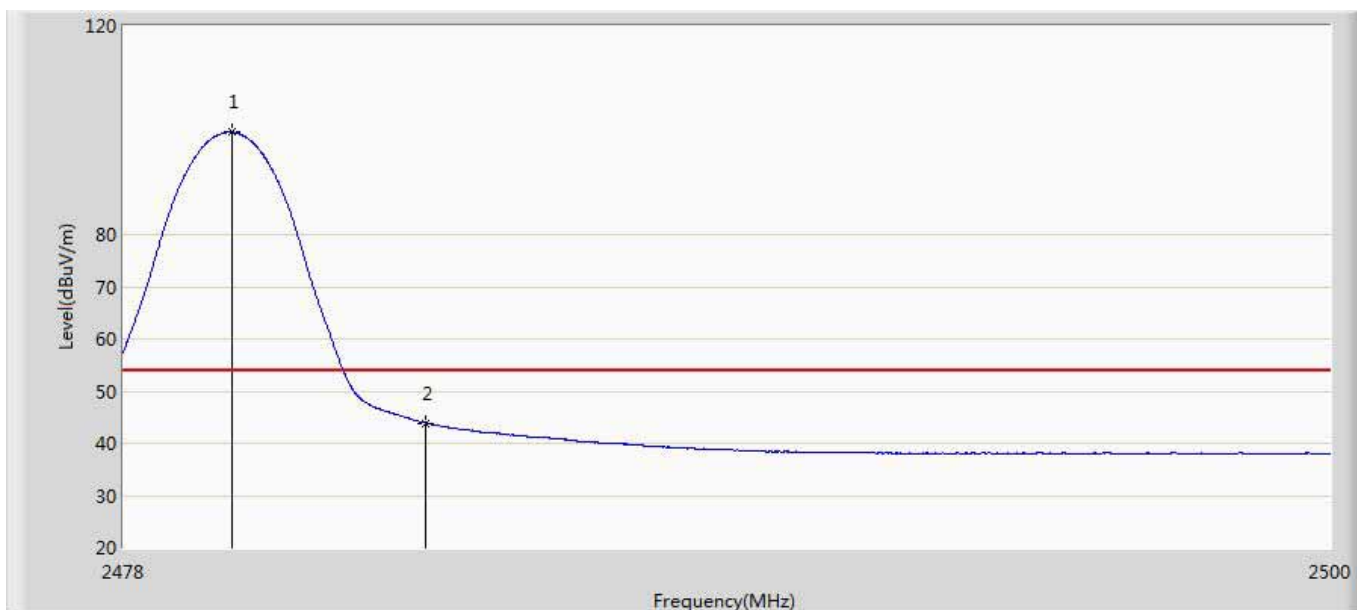
No	Mark	Frequency (MHz)	Measure Level (dBuV/m)	Reading Level (dBuV)	Over Limit (dB)	Limit (dBuV/m)	Factor (dB)	Type
1		2390.000	38.599	2.917	-15.401	54.000	35.682	AV
2	*	2402.055	95.791	60.078	41.791	54.000	35.712	AV

Engineer: YULIU	
Site: AC5	Time: 2019/04/11 - 22:42
Limit: FCC_Part15.209_RE(3m)	Margin: 0
Probe: Horn_3117_00167055(1-18GHz)	Polarity: Vertical
EUT:LED LAMP	Power: AC 120V/60Hz
Note: Mode 4:Transmit at 2480MHz by Coding500	



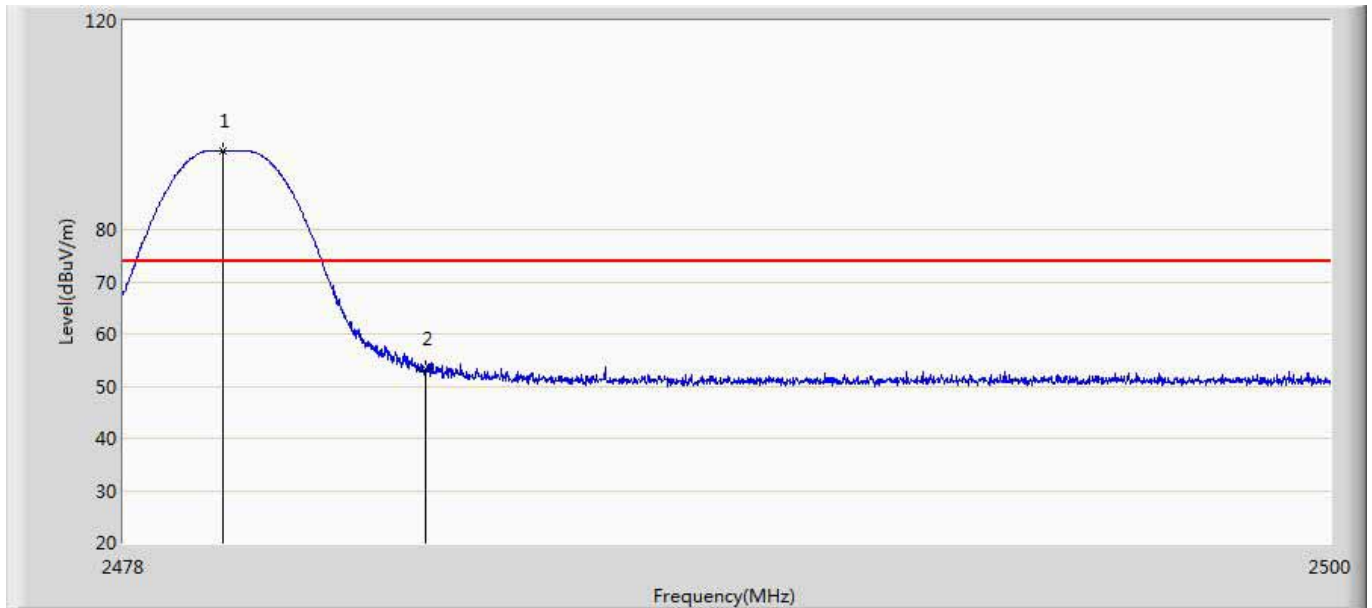
No	Mark	Frequency (MHz)	Measure Level (dBuV/m)	Reading Level (dBuV)	Over Limit (dB)	Limit (dBuV/m)	Factor (dB)	Type
1	*	2480.112	100.281	64.414	26.281	74.000	35.867	PK
2		2483.500	57.479	21.587	-16.521	74.000	35.891	PK

Engineer: YULIU	
Site: AC5	Time: 2019/04/11 - 22:44
Limit: FCC_Part15.209_RE(3m)	Margin: 0
Probe: Horn_3117_00167055(1-18GHz)	Polarity: Vertical
EUT:LED LAMP	Power: AC 120V/60Hz
Note: Mode 4:Transmit at 2480MHz by Coding500	



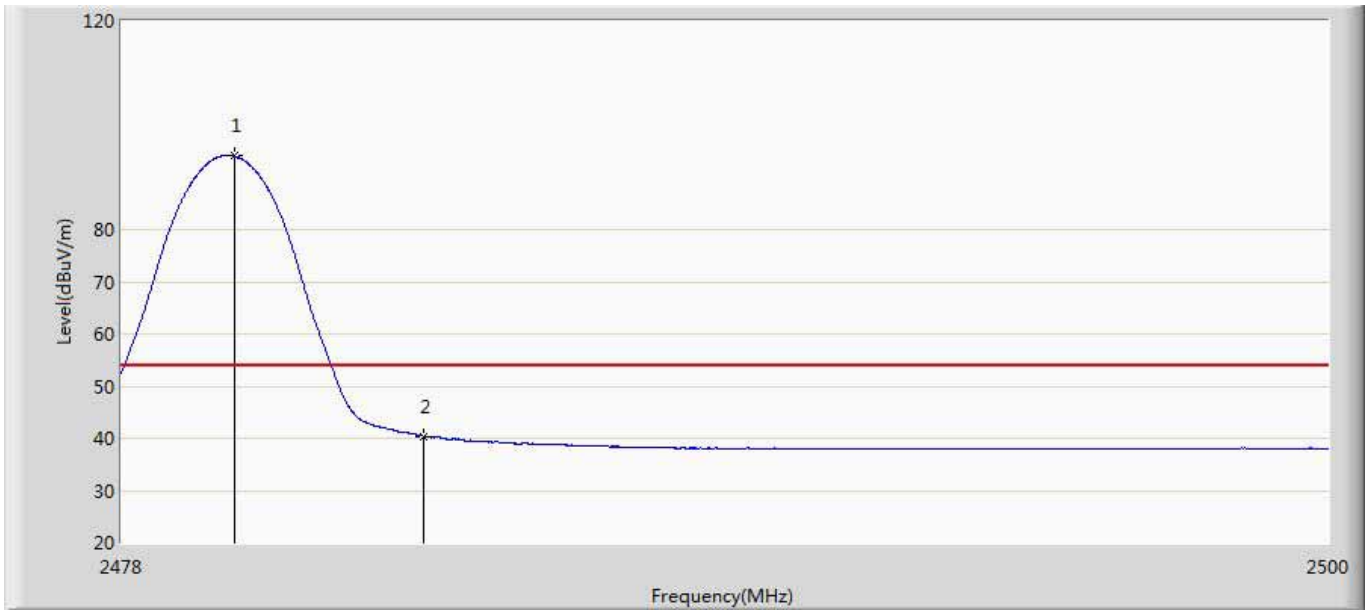
No	Mark	Frequency (MHz)	Measure Level (dBuV/m)	Reading Level (dBuV)	Over Limit (dB)	Limit (dBuV/m)	Factor (dB)	Type
1	*	2479.980	99.614	63.748	45.614	54.000	35.866	AV
2		2483.500	43.882	7.990	-10.118	54.000	35.891	AV

Engineer: YULIU	
Site: AC5	Time: 2019/04/11 - 22:45
Limit: FCC_Part15.209_RE(3m)	Margin: 0
Probe: Horn_3117_00167055(1-18GHz)	Polarity: Horizontal
EUT:LED LAMP	Power: AC 120V/60Hz
Note: Mode 4:Transmit at 2480MHz by Coding500	



No	Mark	Frequency (MHz)	Measure Level (dBuV/m)	Reading Level (dBuV)	Over Limit (dB)	Limit (dBuV/m)	Factor (dB)	Type
1	*	2479.804	95.018	59.153	21.018	74.000	35.865	PK
2		2483.500	53.403	17.511	-20.597	74.000	35.891	PK

Engineer: YULIU	
Site: AC5	Time: 2019/04/11 - 22:46
Limit: FCC_Part15.209_RE(3m)	Margin: 0
Probe: Horn_3117_00167055(1-18GHz)	Polarity: Horizontal
EUT:LED LAMP	Power: AC 120V/60Hz
Note: Mode 4:Transmit at 2480MHz by Coding500	



No	Mark	Frequency (MHz)	Measure Level (dBuV/m)	Reading Level (dBuV)	Over Limit (dB)	Limit (dBuV/m)	Factor (dB)	Type
1	*	2480.046	94.102	58.235	40.102	54.000	35.866	AV
2		2483.500	40.398	4.506	-13.602	54.000	35.891	AV

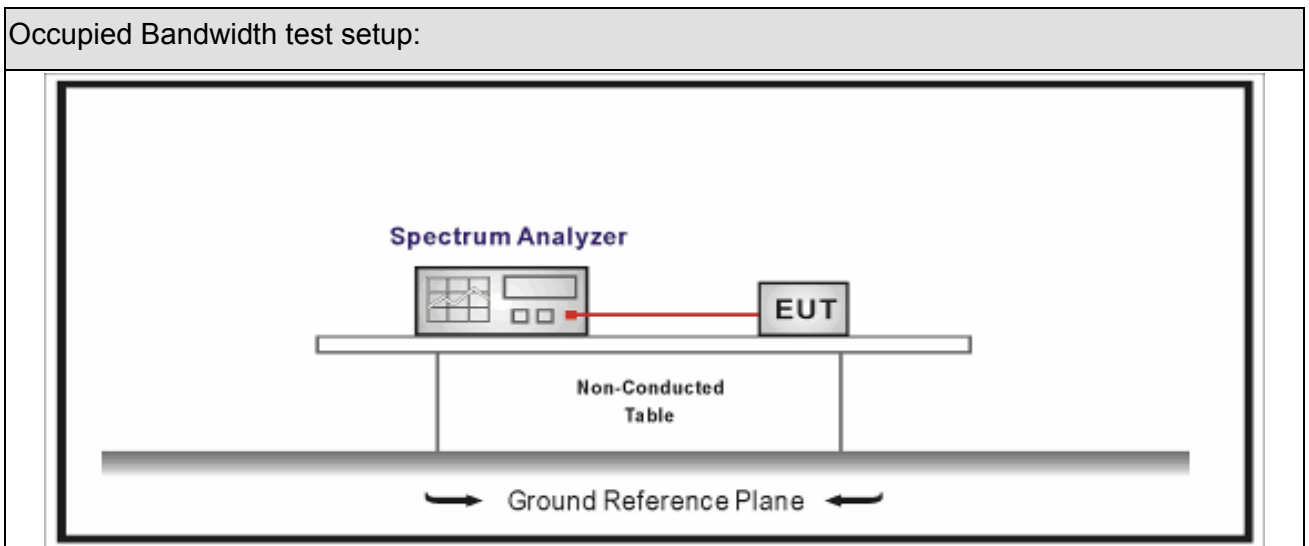
7. Occupied Bandwidth

7.1. Test Equipment

Occupied Bandwidth / TR-8					
Instrument	Manufacturer	Type No.	Serial No.	Cal. Date	Cal. Due Date
Spectrum Analyzer	Agilent	N9010A	MY48030494	2019.02.04	2020.02.03
EXA Spectrum Analyzer	Keysight	N9010A	MY55370495	2018.04.09	2019.04.08
MXA Signal Analyzer	Keysight	N9020A	MY56060147	2018.04.09	2019.04.08
Temperature/Humidity Meter	zhichen	ZC1-2	TR8-TH	2018.04.10	2019.04.09

Note: All equipment is calibrated with traceable calibrations. Each calibration is traceable to the national or international standards.

7.2. Test Setup




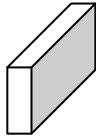
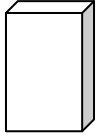
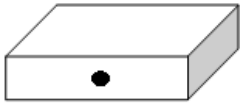
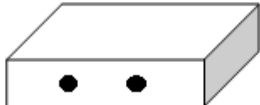

7.3. Limit

Occupied Bandwidth
Systems using digital modulation techniques operate in the 2400-2483.5 MHz. The minimum 6 dB bandwidth shall be at least 500 kHz

7.4. Test Procedure

Test Method			
	Reference Rule	Chapter	Description
<input checked="" type="checkbox"/>	ANSI C63.10	11.8	DTS bandwidth
	<input type="checkbox"/> ANSI C63.10	11.8.1	Option 1
	<input checked="" type="checkbox"/> ANSI C63.10	11.8.2	Option 2

7.5. EUT test definition

Item	Occupied Bandwidth			
Device Category	<input type="checkbox"/>	Fixed point-to-point		
	<input type="checkbox"/>	Emit multiple directional beams, simultaneously or sequentially		
	<input checked="" type="checkbox"/>	Other cases		
Test mode	Mode 1-3			
Test method	<input type="checkbox"/>	Radiated		
		X Axis	Y Axis	Z Axis
				
		Worst Axis <input type="checkbox"/>	Worst Axis <input type="checkbox"/>	Worst Axis <input type="checkbox"/>
	<input checked="" type="checkbox"/>	Conducted		
	<input checked="" type="checkbox"/>	Chain 1		
				
	<input type="checkbox"/>	Chain 1	Chain 2	
				
	<input type="checkbox"/>	Chain 1	Chain 2	Chain 3
				

7.6. Test Result

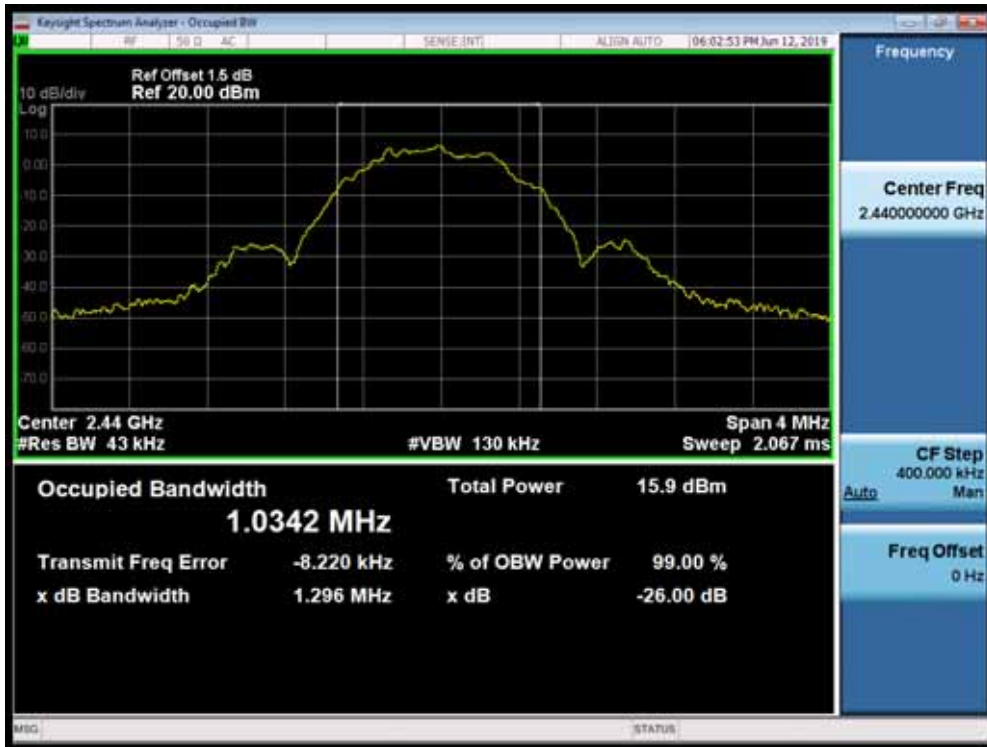
Product Name	: LED lamp	Test Voltage	: AC 120V/60Hz
Test Mode	: Mode 1	Test Site	: TR-8
Test Date	: 2019.03.21	Test Engineer	: Simon

Mode	CH.	Test Freq. (MHz)	99% Occupied Bandwidth (kHz)	Limit (kHz)	Result
1	00	2402	1036.4	>500	Pass
1	18	2440	1034.2	>500	Pass
1	39	2480	1034.7	>500	Pass

Mode 1 CH00 (2402MHz)



Mode 1 CH18 (2440MHz)



Mode 1 CH39 (2480MHz)



Mode	CH.	Test Freq. (MHz)	6dB Occupied Bandwidth (kHz)	Limit (kHz)	Result
1	00	2402	697.8	>500	Pass
1	18	2440	697.4	>500	Pass
1	39	2480	689.2	>500	Pass

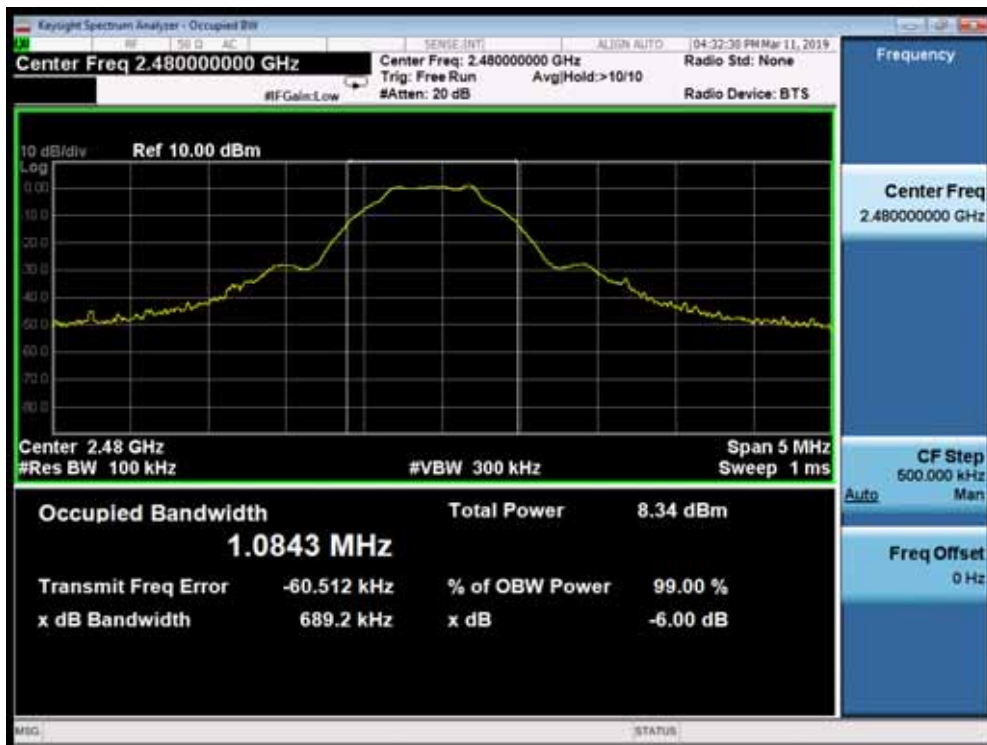
Mode 1 CH00 (2402MHz)



Mode 1 CH18 (2440MHz)



Mode 1 CH39 (2480MHz)



Product Name	: LED lamp	Test Voltage	: AC 120V/60Hz
Test Mode	: Mode 2	Test Site	: TR-8
Test Date	: 2019.03.21	Test Engineer	: Simon

Mode	CH.	Test Freq. (MHz)	99% Occupied Bandwidth (kHz)	Limit (kHz)	Result
2	00	2402	2074.0	>500	Pass
2	18	2440	2074.0	>500	Pass
2	39	2480	2077.0	>500	Pass

Mode 2 CH00 (2402MHz)



Mode 2 CH18 (2440MHz)



Mode 2 CH39 (2480MHz)



Mode	CH.	Test Freq. (MHz)	6dB Occupied Bandwidth (kHz)	Limit (kHz)	Result
2	00	2402	1385	>500	Pass
2	18	2440	1383	>500	Pass
2	39	2480	1381	>500	Pass

Mode 2 CH00 (2402MHz)



Mode 2 CH18 (2440MHz)



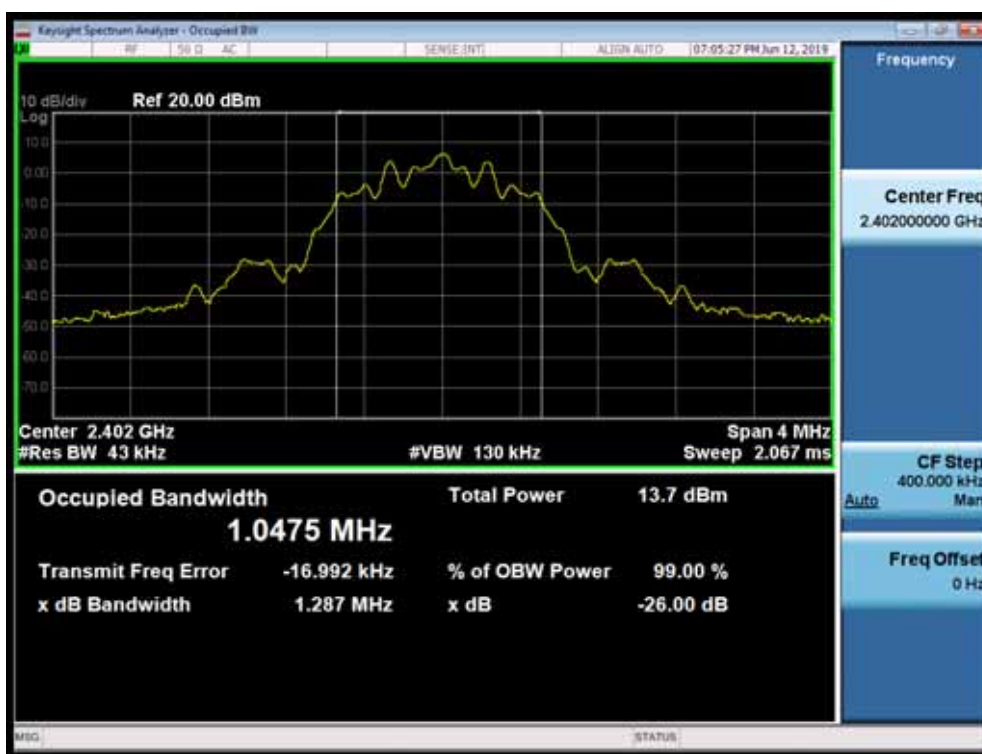
Mode 2 CH39 (2480MHz)



Product Name	: LED lamp	Test Voltage	: AC 120V/60Hz
Test Mode	: Mode 3	Test Site	: TR-8
Test Date	: 2019.03.21	Test Engineer	: Simon

Mode	CH.	Test Freq. (MHz)	99% Occupied Bandwidth (kHz)	Limit (kHz)	Result
3	00	2402	1047.5	>500	Pass
3	18	2440	1049.1	>500	Pass
3	39	2480	1045.5	>500	Pass

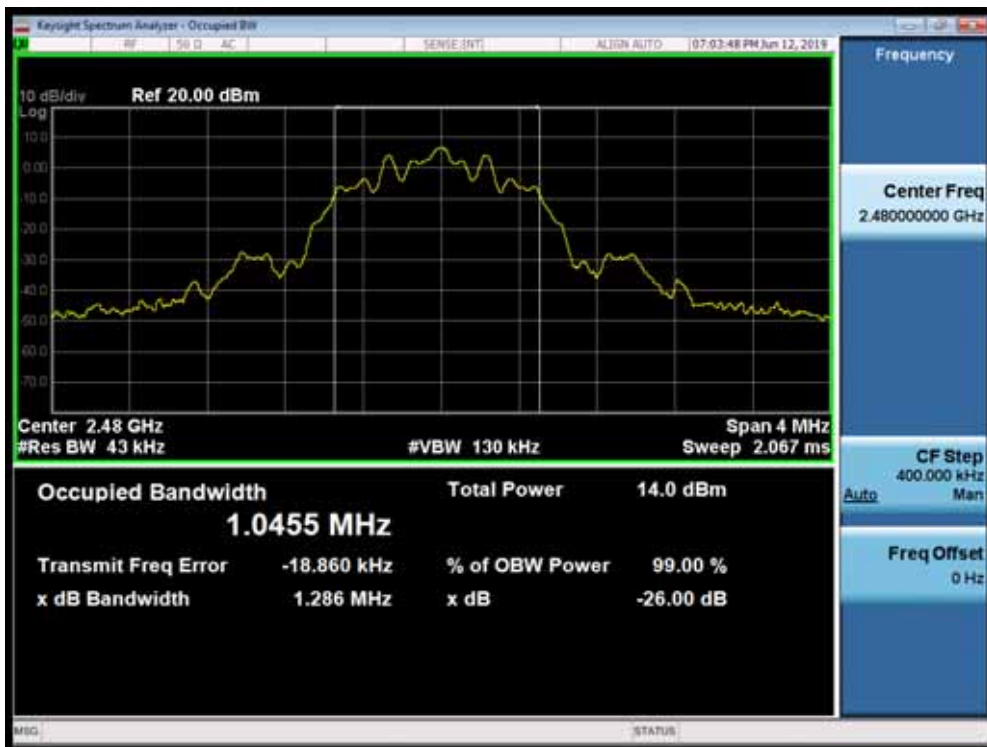
Mode 3 CH00 (2402MHz)



Mode 3 CH18 (2440MHz)



Mode 3 CH39 (2480MHz)



Mode	CH.	Test Freq. (MHz)	6dB Occupied Bandwidth (kHz)	Limit (kHz)	Result
3	00	2402	736.4	>500	Pass
3	18	2440	737.1	>500	Pass
3	39	2480	735.4	>500	Pass

Mode 3 CH00 (2402MHz)



Mode 3 CH18 (2440MHz)



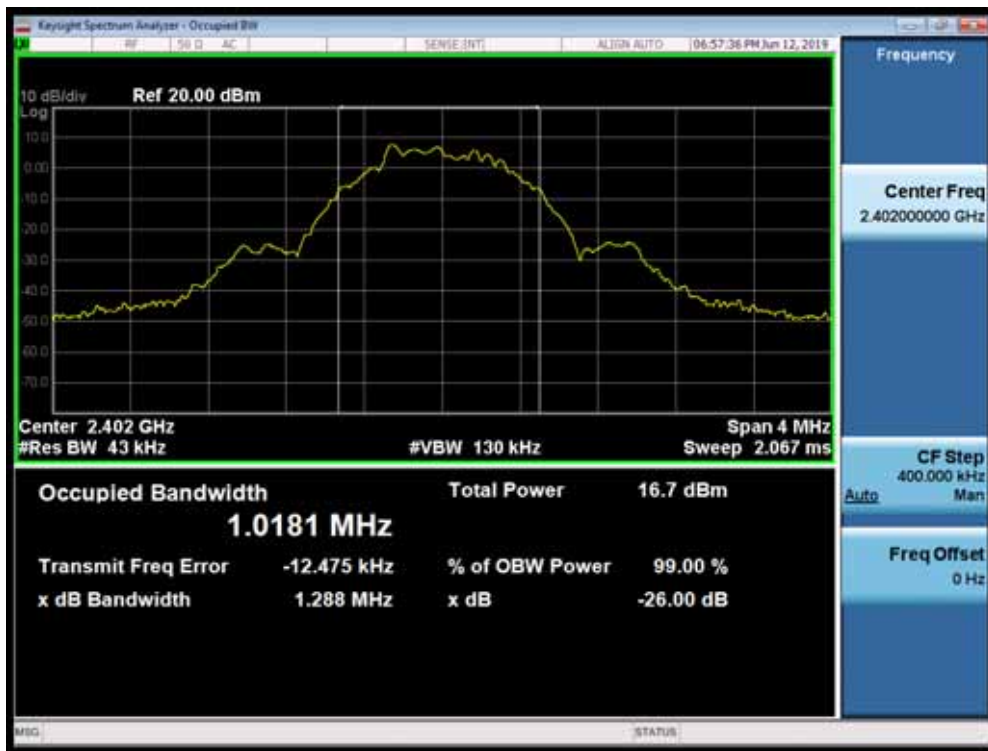
Mode 3 CH39 (2480MHz)



Product Name	: LED lamp	Test Voltage	: AC 120V/60Hz
Test Mode	: Mode 4	Test Site	: TR-8
Test Date	: 2019.03.21	Test Engineer	: Simon

Mode	CH.	Test Freq. (MHz)	99% Occupied Bandwidth (kHz)	Limit (kHz)	Result
4	00	2402	1018.1	>500	Pass
4	18	2440	1014.9	>500	Pass
4	39	2480	1013.8	>500	Pass

Mode 4 CH00 (2402MHz)



Mode 4 CH18 (2440MHz)



Mode 4 CH39 (2480MHz)



Mode	CH.	Test Freq. (MHz)	6dB Occupied Bandwidth (kHz)	Limit (kHz)	Result
4	00	2402	737.1	>500	Pass
4	18	2440	734.9	>500	Pass
4	39	2480	734.7	>500	Pass

Mode 4 CH00 (2402MHz)



Mode 4 CH18 (2440MHz)



Mode 4 CH39 (2480MHz)



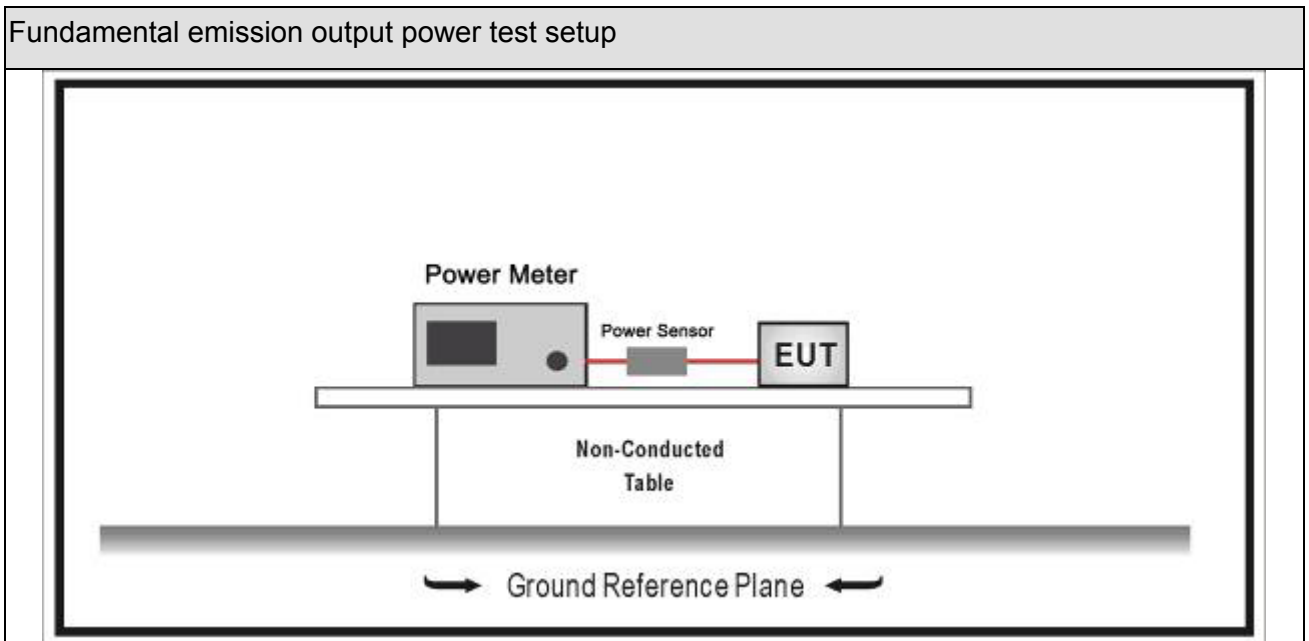
8. Fundamental emission output power

8.1. Test Equipment

Fundamental emission output power/ TR-8					
Instrument	Manufacturer	Type No.	Serial No.	Cal. Date	Cal. Due Date
Spectrum Analyzer	Agilent	E4446A	MY45300103	2019.01.04	2020.01.03
Spectrum Analyzer	Agilent	N9010A	MY48030494	2019.01.04	2020.01.03
Wideband Peak Power Meter	Anritsu	ML2495A	0905006	2018.10.14	2019.10.13
Power Sensor	Anritsu	MA2411B	0846014	2018.10.14	2019.10.13
Temperature/Humidity Meter	zhicheng	ZC1-2	TR8-TH	2018.04.10	2019.04.09

Note: All equipment is calibrated with traceable calibrations. Each calibration is traceable to the national or international standards.

8.2. Test Setup




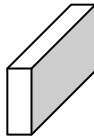


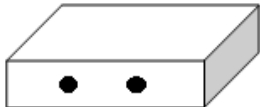
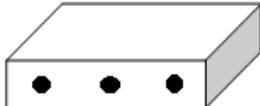
8.3. Limit

Fundamental emission output power Limit		
<input checked="" type="checkbox"/>	$G_{TX} < 6\text{dBi}$	$P_{out} \leq 30\text{dBm}$
<input type="checkbox"/>	$G_{TX} > 6\text{dBi}$	
<input type="checkbox"/>	Non-Fix point-point	$P_{out} \leq 30 - (G_{TX} - 6)$
<input type="checkbox"/>	Fix point-point	$P_{out} \leq 30 - [(G_{TX} - 6)]/3$
<input type="checkbox"/>	Point-to-multipoint	$P_{out} \leq 30 - (G_{TX} - 6)$
<input type="checkbox"/>	Overlap Beams	$P_{out} \leq 30 - [(G_{TX} - 6)]/3$
<input type="checkbox"/>	Aggregate power transmitted simultaneously on all beams	$P_{out} \leq 30 - [(G_{TX} - 6)]/3$
<input type="checkbox"/>	single directional beam	$P_{out} \leq 30 - [(G_{TX} - 6)]/3 + 8\text{dB}$
<p>Note 1 : G_{TX} directional gain of transmitting antennas.</p> <p>Note 2 : P_{out} is maximum peak conducted output power .</p>		

8.4. Test Procedure

Fundamental emission output power Test Method				
	References Rule		Chapter	Description
<input checked="" type="checkbox"/>	ANSI C63.10		11.9	Fundamental emission output power
	<input checked="" type="checkbox"/>	ANSI C63.10	11.9.1	Maximum peak conducted output power
	<input type="checkbox"/>	ANSI C63.10	11.9.1.1	RBW \geq DTS bandwidth
	<input type="checkbox"/>	ANSI C63.10	11.9.1.2	Integrated band power method
	<input checked="" type="checkbox"/>	ANSI C63.10	11.9.1.3	PKPM1 Peak power meter method
	<input type="checkbox"/>	ANSI C63.10	11.9.2	Maximum conducted (average) output power
	<input type="checkbox"/>	ANSI C63.10	11.9.2.2	Measurement using a spectrum analyzer (SA)
	<input type="checkbox"/>	ANSI C63.10	11.9.2.2.2	Method AVGSA-1(Duty cycle 98%)
	<input type="checkbox"/>	ANSI C63.10	11.9.2.2.3	Method AVGSA-1A(Duty cycle 98%)
	<input type="checkbox"/>	ANSI C63.10	11.9.2.2.4	Method AVGSA-2(Duty cycle 98%)
	<input type="checkbox"/>	ANSI C63.10	11.9.2.2.5	Method AVGSA-2A(Duty cycle 98%)
	<input type="checkbox"/>	ANSI C63.10	11.9.2.2.4	Method AVGSA-3
	<input type="checkbox"/>	ANSI C63.10	11.9.2.2.5	Method AVGSA-3A
	<input type="checkbox"/>	ANSI C63.10	11.9.2.3	Measurement using a power meter (PM)
	<input type="checkbox"/>	ANSI C63.10	11.9.2.3.1	Method AVGPM
	<input type="checkbox"/>	ANSI C63.10	11.9.2.3.2	Method AVGPM-G

8.5. EUT test definition

Item	Fundamental emission output power			
Device Category	<input type="checkbox"/>	Fixed point-to-point		
	<input type="checkbox"/>	Emit multiple directional beams, simultaneously or sequentially		
	<input checked="" type="checkbox"/>	Other cases		
Test mode	Mode 1~3			
Test method	<input type="checkbox"/>	Radiated		
		X Axis	Y Axis	Z Axis
				
		Worst Axis <input type="checkbox"/>	Worst Axis <input type="checkbox"/>	Worst Axis <input type="checkbox"/>
	<input checked="" type="checkbox"/>	Conducted		
	<input checked="" type="checkbox"/>	Chain 1		
				
	<input type="checkbox"/>	Chain 1	Chain 2	
				
	<input type="checkbox"/>	Chain 1	Chain 2	Chain 3
				

8.6. Test Result

Murata :

Product Name	: LED lamp	Test Voltage	: AC 120V/60Hz
Test Mode	: Mode 1-4	Test Site	: TR-8
Test Date	: 2019.03.30	Test Engineer	: Simon

Mode	Channel	Test Frequency (MHz)	Measurement Power Output (dBm)	Limit (dBm)	Result
Mode 1	00	2402	6.59	30	Pass
	19	2440	7.17	30	Pass
	39	2480	7.15	30	Pass
Mode 2	00	2402	7.47	30	Pass
	19	2440	8.04	30	Pass
	39	2480	7.96	30	Pass
Mode 3	00	2402	6.71	30	Pass
	19	2440	7.26	30	Pass
	39	2480	7.23	30	Pass
Mode 4	00	2402	6.61	30	Pass
	19	2440	7.17	30	Pass
	39	2480	7.15	30	Pass

Diodes :

Product Name	: LED lamp	Test Voltage	: AC 120V/60Hz
Test Mode	: Mode 1-4	Test Site	: TR-8
Test Date	: 2019.03.30	Test Engineer	: Simon

Mode	Channel	Test Frequency (MHz)	Measurement Power Output (dBm)	Limit (dBm)	Result
Mode 1	00	2402	6.34	30	Pass
	19	2440	6.96	30	Pass
	39	2480	6.92	30	Pass
Mode 2	00	2402	7.21	30	Pass
	19	2440	7.82	30	Pass
	39	2480	7.79	30	Pass
Mode 3	00	2402	6.38	30	Pass
	19	2440	7.02	30	Pass
	39	2480	6.94	30	Pass
Mode 4	00	2402	6.28	30	Pass
	19	2440	6.88	30	Pass
	39	2480	6.91	30	Pass

Kdx:

Product Name	: LED lamp	Test Voltage	: AC 120V/60Hz
Test Mode	: Mode 1-4	Test Site	: TR-8
Test Date	: 2019.03.30	Test Engineer	: Simon

Mode	Channel	Test Frequency (MHz)	Measurement Power Output (dBm)	Limit (dBm)	Result
Mode 1	00	2402	7.01	30	Pass
	19	2440	7.34	30	Pass
	39	2480	7.56	30	Pass
Mode 2	00	2402	7.73	30	Pass
	19	2440	8.14	30	Pass
	39	2480	8.38	30	Pass
Mode 3	00	2402	6.95	30	Pass
	19	2440	7.31	30	Pass
	39	2480	7.52	30	Pass
Mode 4	00	2402	6.84	30	Pass
	19	2440	7.17	30	Pass
	39	2480	7.37	30	Pass

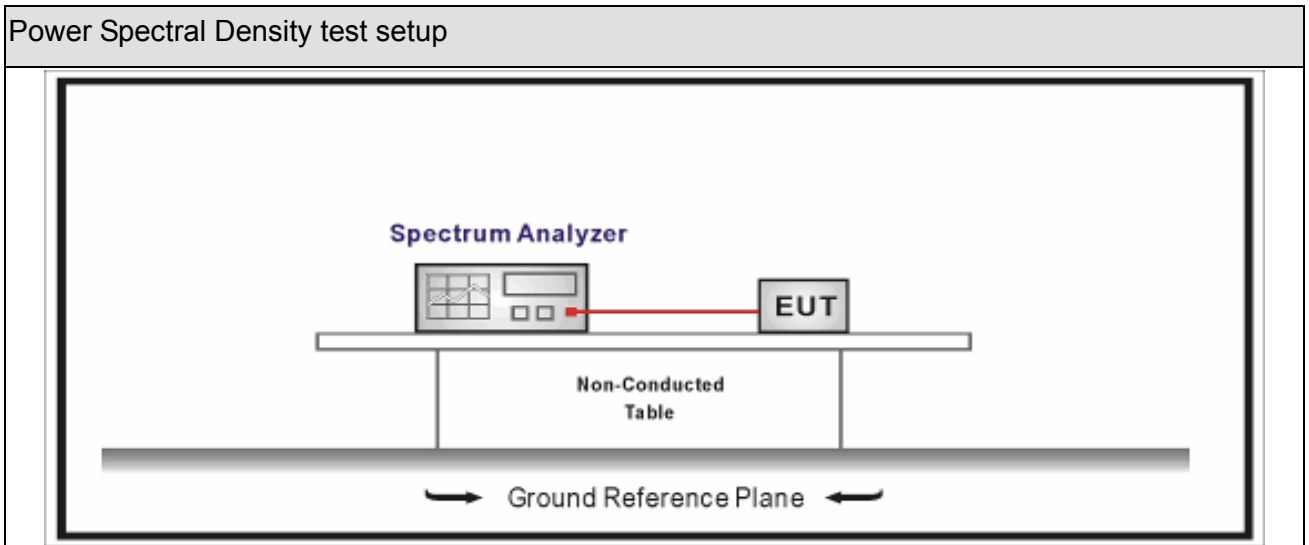
9. Power Spectral Density

9.1. Test Equipment

Power Spectral Density / TR-8					
Instrument	Manufacturer	Type No.	Serial No.	Cal. Date	Cal. Due Date
Spectrum Analyzer	Agilent	N9010A	MY48030494	2019.02.04	2020.02.03
EXA Spectrum Analyzer	Keysight	N9010A	MY55370495	2018.04.09	2019.04.08
MXA Signal Analyzer	Keysight	N9020A	MY56060147	2018.04.09	2019.04.08
Temperature/Humidity Meter	zhichen	ZC1-2	TR8-TH	2018.04.10	2019.04.09

Note: All equipment is calibrated with traceable calibrations. Each calibration is traceable to the national or international standards.

9.2. Test Setup




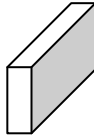

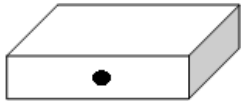
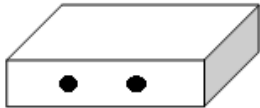
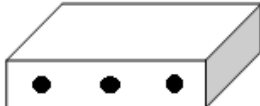
9.3. Limit

Power Spectral Density Limit
Power Spectral Density 8dBm/3kHz

9.4. Test Procedure

Power Spectral Density Test Method			
	References Rule	Chapter	Description
<input checked="" type="checkbox"/>	ANSI C63.10	11.10	Maximum power spectral density level in the fundamental emission
<input checked="" type="checkbox"/>	ANSI C63.10	11.10.2	Method PKPSD (peak PSD)
<input type="checkbox"/>	ANSI C63.10	11.10.3	Method AVGPSD-1(Duty cycle 98%)
<input type="checkbox"/>	ANSI C63.10	11.10.4	Method AVGPSD-1A(Duty cycle 98%)
<input type="checkbox"/>	ANSI C63.10	11.10.5	Method AVGPSD-2(Duty cycle < 98%)
<input type="checkbox"/>	ANSI C63.10	11.10.6	Method AVGPSD-2A(Duty cycle < 98%)
<input type="checkbox"/>	ANSI C63.10	11.10.7	Method AVGPSD-3
<input type="checkbox"/>	ANSI C63.10	11.10.8	Method AVGPSD-3A

9.5. EUT test definition

Item	Power Spectral Density Test Method			
Device Category	<input type="checkbox"/>	Fixed point-to-point		
	<input type="checkbox"/>	Emit multiple directional beams, simultaneously or sequentially		
	<input checked="" type="checkbox"/>	Other cases		
Test mode	Mode 1			
Test method	<input type="checkbox"/>	Radiated		
		X Axis	Y Axis	Z Axis
				
		Worst Axis <input type="checkbox"/>	Worst Axis <input type="checkbox"/>	Worst Axis <input type="checkbox"/>
	<input checked="" type="checkbox"/>	Conducted		
	<input checked="" type="checkbox"/>	Chain 1		
				
	<input type="checkbox"/>	Chain 1	Chain 2	
				
	<input type="checkbox"/>	Chain 1	Chain 2	Chain 3
				

9.6. Test Result

Product Name	: LED lamp	Test Voltage	: AC 120V/60Hz
Test Mode	: Mode 1	Test Site	: TR-8
Test Date	: 2019.03.11	Test Engineer	: Simon

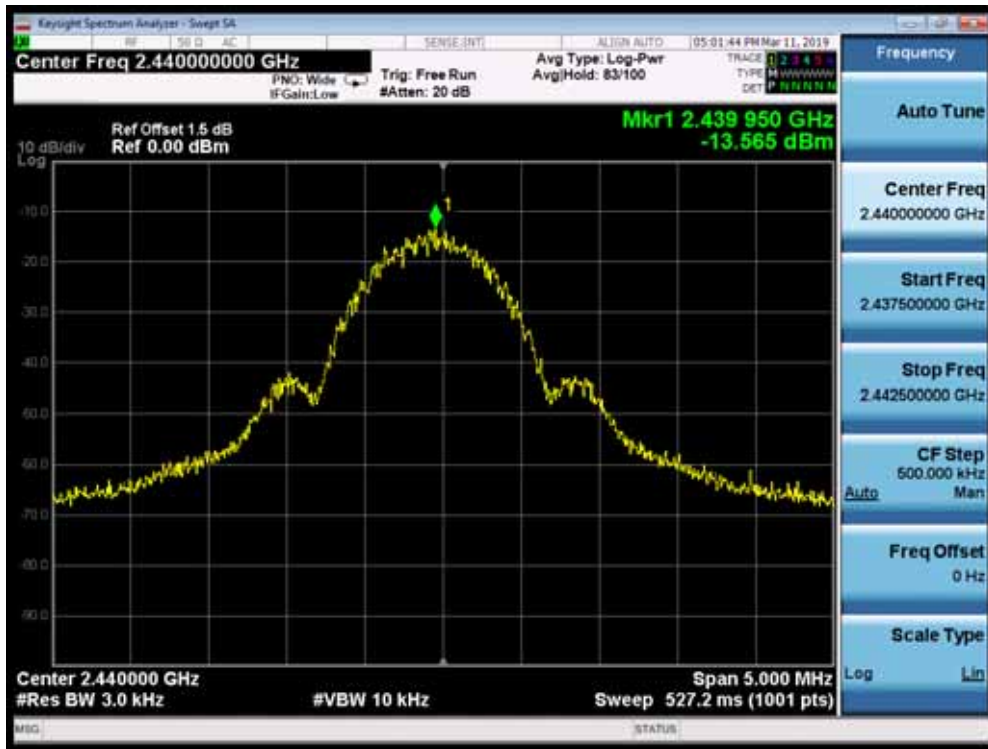
Mode	Channel	Test Frequency (MHz)	Measurement PSD (dBm/3kHz)	Total PSD (dBm/3kHz)	Limit (dBm/3kHz)	Result
1	00	2402	-13.088	-13.088	8	Pass
1	18	2440	-13.565	-13.565	8	Pass
1	39	2480	-13.603	-13.603	8	Pass

Note : We have evaluated mode, shown in the report is BLE mode which is the worst data.

Mode 1 CH00(2402MHz)



Mode 1 CH18(2440MHz)



Mode 1 CH39(2480MHz)



10. Antenna Requirement

10.1. Limit

Antenna Requirement Limit
<p>An intentional radiator shall be designed to ensure that no antenna other than that furnished by the responsible party shall be used with the device. The use of a permanently attached antenna or of an antenna that uses a unique coupling to the intentional radiator shall be considered sufficient to comply with the provisions of this section. The manufacturer may design the unit so that a broken antenna can be replaced by the user, but the use of a standard antenna jack or electrical connector is prohibited. This requirement does not apply to carrier current devices or to devices operated under the provisions of §15.211, §15.213, §15.217, §15.219, or §15.221. Further, this requirement does not apply to intentional radiators that must be professionally installed, such as perimeter protection systems and some field disturbance sensors, or to other intentional radiators which, in accordance with §15.31(d), must be measured at the installation site. However, the installer shall be responsible for ensuring that the proper antenna is employed so that the limits in this part are not exceeded.</p>

10.2. Antenna Connector Construction

Antenna Connector Construction	
<input checked="" type="checkbox"/>	The use of a permanently attached antenna
<input type="checkbox"/>	The antenna use of a unique coupling to the intentional radiator
<input type="checkbox"/>	The use of a nonstandard antenna jack or electrical connector
Please refer to the attached document "Internal Photograph" to show the antenna connector.	

_____ The End _____