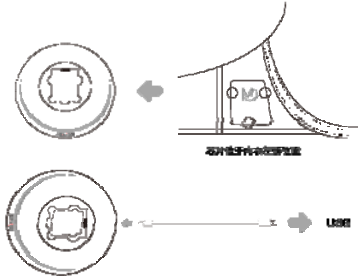


MOONSMIMI (Smart Bra) User Guidelines

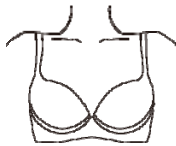
Step 1 Charging:

Press the module into charge box, then connect power supply through USB cable. Blue LED on bottom side of charging box will blink when the connection is ready.



Step 2 Wearing:

After finishing device charging, put on the smart bra.



Step 3 App:

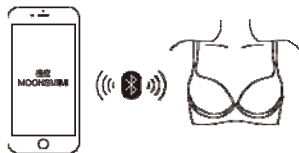
Install MOONSMIMI App from Apple Store (iOS) and Online App market (Android).

Step 4 Device initialization:

Open Bluetooth function on your cell phone.

Initial MOONSMIMI App, register and login your personal account.

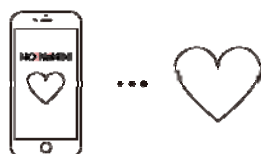
Enter function "My Device", scanning for your new smart bra.



Step 5 Device bonding:

Bonding your new smart bra to your personal account.

And then, experience it.



FCC Statement

This equipment has been tested and found to comply with the limits for a Class B digital device, pursuant to part 15 of the FCC rules. These limits are designed to provide reasonable protection against harmful interference in a residential installation.

This equipment generates, uses and can radiate radio frequency energy and, if not installed and used in accordance with the instructions, may cause harmful interference

to radio communications. However, there is no guarantee that interference will not occur in a particular installation. If this equipment does cause harmful interference to

radio or television reception, which can be determined by turning the equipment off and on, the user is encouraged to try to correct the interference by one or more of the

following measures:

-Reorient or relocate the receiving antenna.

-Increase the separation between the equipment and receiver.

-Connect the equipment into an outlet on a circuit different from that to which the receiver is connected.

-Consult the dealer or an experienced radio/TV technician for help.

To assure continued compliance, any changes or modifications not expressly approved by the party.

Responsible for compliance could void the user's authority to operate this equipment. (Example- use only shielded interface cables when connecting to computer or peripheral devices).

This equipment complies with Part 15 of the FCC Rules. Operation is subject to the following two conditions:

(1) This device may not cause harmful interference, and

(2) This device must accept any interference received, including interference that may cause undesired operation.

RF warning statement:

The device has been evaluated to meet general RF exposure requirement. The device can be used in portable exposure condition without restriction.