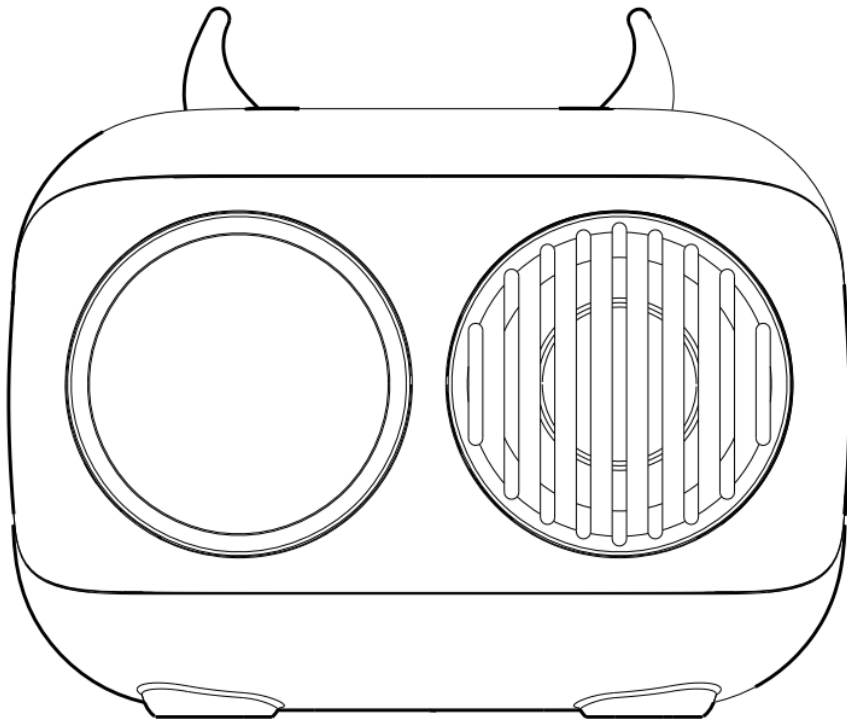


eran 商标图形

BS29 正面线框图（或如下正面效果图）



BS29 使用说明书 BS29 User manual

尊敬的客户

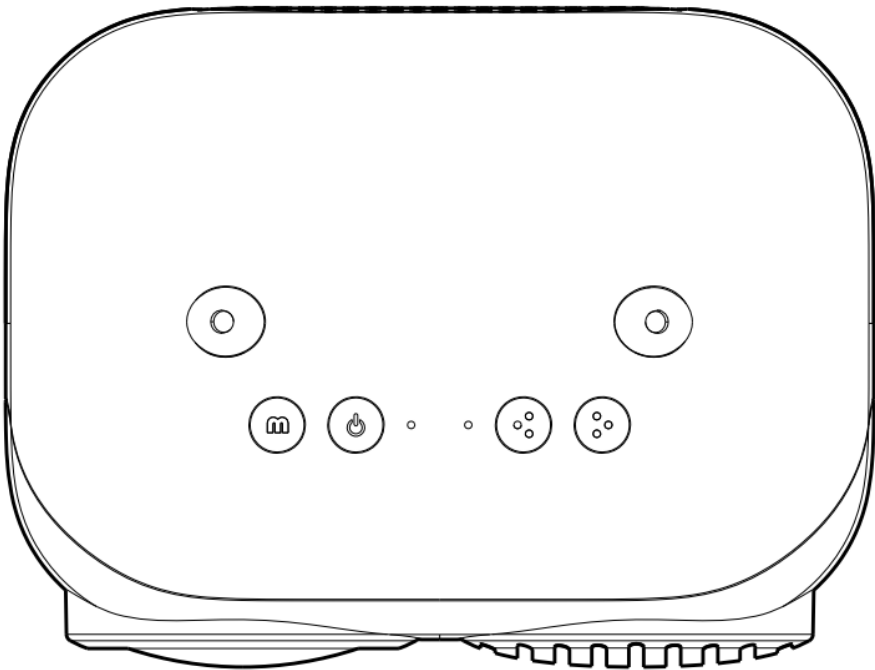
非常感谢您选用 BS29 蓝牙音箱，请在使用前，详细阅读本说明书，正确操作使用，更好的发挥产品优越性能。

Thank you very much for choosing the BS29 Bluetooth speaker. Please read this manual carefully before using it, operate it correctly, and give full playing of superior performance of the product.

本产品外观设计时尚,轻巧便携,音质纯美，全系列拥有外观专利,系统上采用行业领先电声技术，使您在居家使用,商务工作中随时随地享受到卓越的 3D 现场音效。

This product has a stylish design, lightweight and portable, and pure sound quality. The entire series has appearance patents. The system adopts industry-leading electro-acoustic technology, allowing you to enjoy excellent 3D live sound effects anytime, anywhere in home use and business work.


按键定义 Button definition




本产品支使用物理按键结构设计, 按键操作说明如下:
This product supports the use of physical button structure design, the button operation instructions are as following.

 : 模式切换 Change modes

 : 开关机/播放/暂停/接打电话/语音唤醒
Power on off/play/pause/receive call/ wake up voice assistant

 : 上一曲/音量减
Previous song/Volume down

 : 下一曲/音量加
Next song/volume up

充电指示灯+MIC 孔位置排版时线框图 上需要标识下。

操作说明 Instructions

蓝牙连接（[蓝牙连接操作示意图或者线框图](#)）

长按开机键 3S，设备开机并进入蓝牙配对模式，手机搜索蓝牙配对名“BS29”后进行连接。
Long press the power button for 3S, the device is turned on and enters the Bluetooth pairing mode, the mobile phone searches for the Bluetooth pairing name "BS29" and then connects.

设备开机 10 分钟后无操作将自动关机。The device will automatically power off after 10 minutes without operation.

上下曲/音量加减（配相关示意图或线框图）

蓝牙成功连接后，短按 上一曲 按键切换到上一曲，短按下一曲 按键切换到下一曲；长按上一曲 按键音量减，长按下一曲 按键音量加。
After successful Bluetooth connection, short press the previous song button to switch to the previous song, short press the next song button to switch to the next song; long press the previous song button to decrease the volume, long press the next song button to increase the volume.

通话功能 Phone call function（来电提醒示意图或者线框图）

1. 设备成功地与智能手机连接后，当有来电时，音箱会提示用户来电，用户可以短按开关机键来接听来电，再次短按挂断电话；
After the device is successfully connected to the smart phone, when there is an incoming call, the speaker will prompt the user to answer the call, and the user can short press the switch button to answer the call, and short press again to hang up the call
2. 来电时长按开关机键 2S 拒接电话，连续短按 2 次开关机键可以回拨最后一个电话。
When a call comes in, press and hold the switch button for 2seconds to reject the call, and press the switch button twice continuously to call back the last call.

充电功能 Charging function（配充电示意图或者线框图）

插入出厂配套 Type-C 线，设备开始充电并红灯亮，设备充满电后红灯灭。

Plug in the factory-equipped Type-C cable, the device starts to charge and the red light is on, and the red light is off when the device is fully charged.

模式切换 Change mode（配模式切换示意图）

插入 TF 卡或 AUX 线后，短按 M 键进入 TF 卡或 AUX 模式。

After inserting the TF card or AUX cable, short press the M key to enter the TF card or AUX mode.

语音唤醒 Voice assistant（配操作示意图）

蓝牙连接后，连续短按 3 下开机键，开启语音唤醒功能。

After Bluetooth connection, short press the power button 3 times to activate the Voice assistant function.

技术参数 Technical Parameters

1. 芯片方案：杰理 Bluetooth solution: JL
2. 输入充电电压和电流：5V/1000MA Input charging voltage and current: 5V/1000MA
3. 电池类型：内置可充电锂电池 Battery type: built-in rechargeable lithium battery
4. 电池容量：18650*1 1200mAh Battery capacity: 18650*1 1200mAh
6. 蓝牙版本： V5.0 Bluetooth version: V5.0
7. 可工作范围：10M Working range: 10M
8. 工作时长：6H Working hours: 6H

备注：该说明书所有参数及操作方法可能会随着软硬件方案的迭代有所更新，如有变更，恕不另行通知。

Remarks: All parameters and operation methods of this manual may be updated with the iteration of the software and hardware solutions, subject to change without notice

安全注意事项 Safety Precautions

1. 请在常温环境中存放以及使用本产品，勿将本产品暴露在雨中或潮湿环境中；
Please store and use this product in a normal temperature environment, do not expose this product to rain or humid environment;
2. 请勿丢掷及拆解. 修理和改造本产品，避免造成产品不必要损害；
Do not throw or disassemble. Repair and modify this product to avoid unnecessary damage to the product;
3. 产品内置锂电池，请勿随意丢弃或置以火中，以免引起危险；
The product has built-in lithium battery, please don't throw it away or put it in fire to avoid danger;
4. 为有利于延长音箱使用寿命和您的身心健康，请不要在长时间大音量的环境下听音，以免损害您的听力；
In order to help prolong the service life of the speakers and your physical and mental health, please do not listen to the sound in a long-term high-volume environment, so as not to damage your hearing;
5. 出现故障时，请立即断开电源，防止声器及其它元件损坏；
In the event of a failure, please disconnect the power immediately to prevent damage to the speaker and other components;
6. 电量不足会影响蓝牙音效或蓝牙容易断开，请及时充电。
Insufficient battery will affect the Bluetooth sound effect or Bluetooth is easy to disconnect, please charge in time.

FCC Caution:

This device complies with part 15 of the FCC Rules. Operation is subject to the following two conditions: (1) This device may not cause harmful interference, and (2) this device must accept any interference received, including interference that may cause undesired operation.

Any Changes or modifications not expressly approved by the party responsible for compliance could void the user's authority to operate the equipment.

Note: This equipment has been tested and found to comply with the limits for a Class B digital device, pursuant to part 15 of the FCC Rules. These limits are designed to provide reasonable protection against harmful interference in a residential installation. This equipment generates uses and can radiate radio frequency energy and, if not installed and used in accordance with the instructions, may cause harmful interference to radio communications. However, there is no guarantee that interference will not occur in a particular installation. If this equipment does cause harmful interference to radio or television reception, which can be determined by turning the equipment off and on, the user is encouraged to try to correct the interference by one or more of the following measures:

- Reorient or relocate the receiving antenna.
- Increase the separation between the equipment and receiver.
- Connect the equipment into an outlet on a circuit different from that to which the receiver is connected.
- Consult the dealer or an experienced radio/TV technician for help.

The device has been evaluated to meet general RF exposure requirement. The device can be used in portable exposure condition without restriction.