

Quick Start Guide

**Product Specification**

- Power supply: 5VDC, 1A
- Amplifier power: 5Wx1
- Frequency response: 20~20kHz
- Signal-to-noise ratio: >95dB
- Dimension (L x W x H): 62x62x78mm
- Battery type: Li-ion 3.7V/1000mAh
- Input connection: 3.5mm
- Bluetooth version: V2.1+EDR
- Bluetooth hands-free phone: Support
- Listening time on battery power: 8 hours
- Battery charge time: 2~3 hours

**Packaging includes**

- Bluetooth speaker\*1
- USB cable\*1
- AUX cable\*1
- User guide\*1

FCC Statement

Changes or modifications not expressly approved by the party responsible for compliance could void the user's authority to operate the equipment.

This equipment has been tested and found to comply with the limits for a Class B digital device, pursuant to Part 15 of the FCC Rules. These limits are designed to provide reasonable protection against harmful interference in a residential installation. This equipment generates uses and can radiate radio frequency energy and, if not installed and used in accordance with the instructions, may cause harmful interference to radio communications. However, there is no guarantee that interference will not occur in a particular installation. If this equipment does cause harmful interference to radio or television reception, which can be determined by turning the equipment off and on, the user is encouraged to try to correct the interference by one or more of the following measures:

- Reorient or relocate the receiving antenna.
- Increase the separation between the equipment and receiver.
- Connect the equipment into an outlet on a circuit different from that to which the receiver is connected.
- Consult the dealer or an experienced radio/TV technician for help

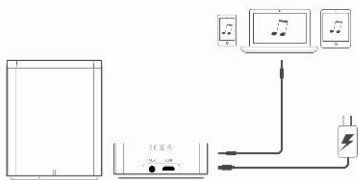
This device complies with part 15 of the FCC rules. Operation is subject to the following two conditions (1) this device may not cause harmful interference, and (2) this device must accept any interference received, including interference that may cause undesired operation



**Bluetooth Speaker Instruction  
Satellite**

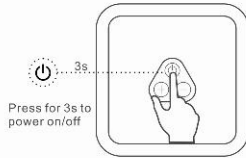
Quick Start Guide

1



Micro USB to charge for ES-BT01, AUX port to connect with 3.5mm audio cable

2



Press for 3s to power on/off

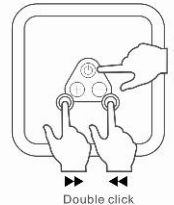
Quick Start Guide

3

Search 'ES-BT01' via blue tooth to start pairing



4

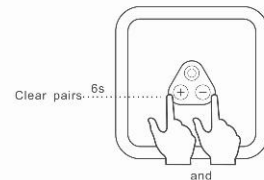


Press +/- quickly or keep pressing to adjust the volume, double click +/- to play NEXT/Previous Short click ☎ to answer calls or hang up, press Ⓞ for 5s to reject calling and double click it to redial.

Double click

Quick Start Guide

5



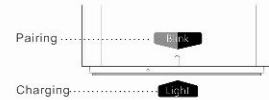
Clear pairs...6s

press + and - at the same time for 6s to remove pairing (no blue tooth device connected and under working).

and

6

Blue LED will blink while pairing and red LED will keep bright while charging



Pairing

Charging

110\*80mm