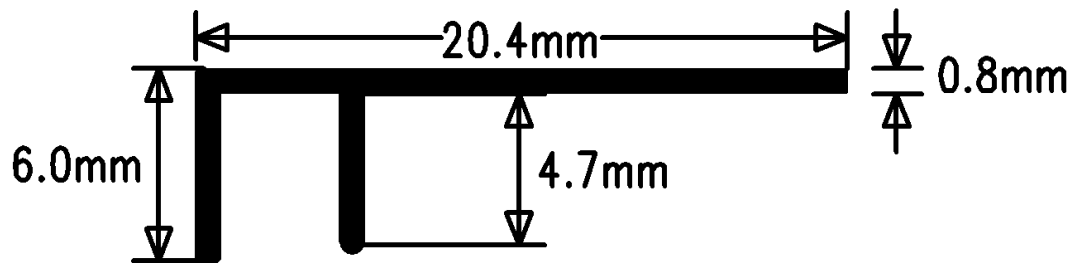


## Inverted F Antenna Specification

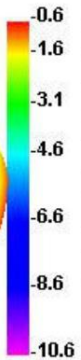
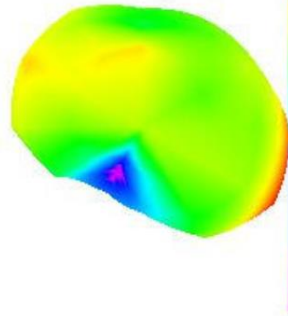
**Summary:**

ITEM	ANT SPEC
Model Name	PCB Antenna
MAX Gain	1.02
Azimuth Beam Pattern	Omni-directional
Impedance	50 Ohm
Antenna Length	20.4mm
Manufacture	SHENZHEN AONI ELECTRONIC CO.,LTD
Address	No.5,Bldg.,Honghui Industrial Park,2nd Liuxian Road, Baoan District,Shenzhen,China 518101

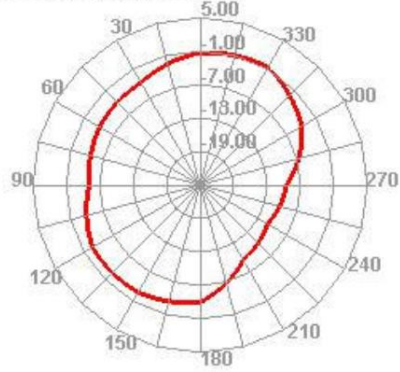
Freq (MHz)	Effi (%)	Effi (dB)	Gain (dBi)
2400	32.5	-4.88	-0.65
2410	29.23	-5.34	-1.25
2420	28.92	-5.39	-1.43
2430	27.82	-5.56	-1.71
2440	32.31	-4.91	-1.09
2450	32.64	-4.86	-0.7
2460	34.97	-4.56	-0.16
2470	32.39	-4.9	-0.57
2480	36.21	-4.41	0.06
2490	40.79	-3.89	0.56
2500	44.86	-3.48	1.02



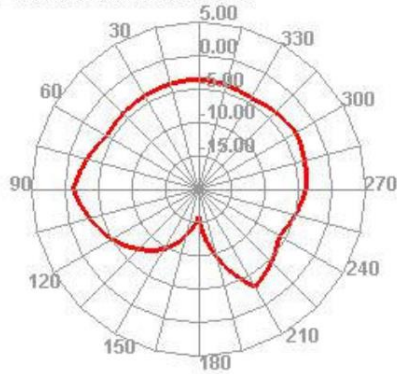
2400.000MHz



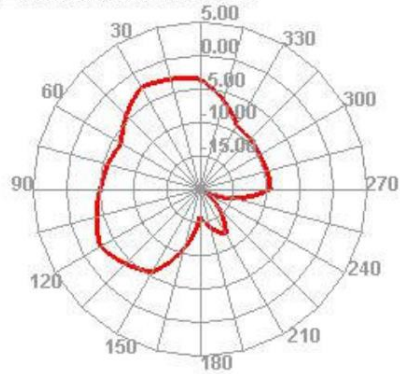
2400.000MHz H




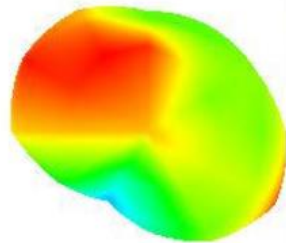
2400.000MHz E1



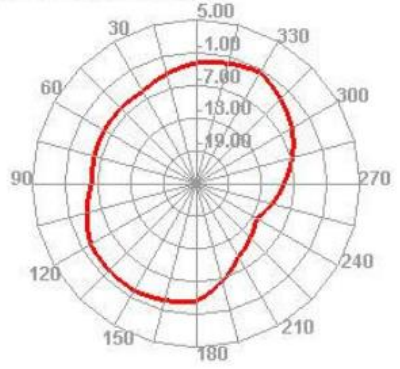
2400.000MHz E2



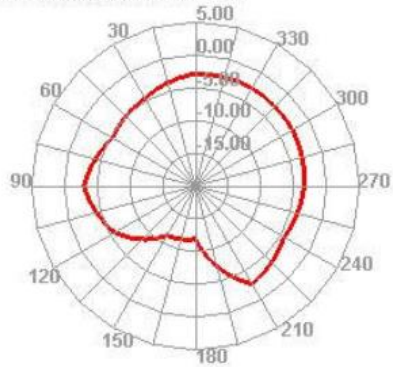
2440.000MHz



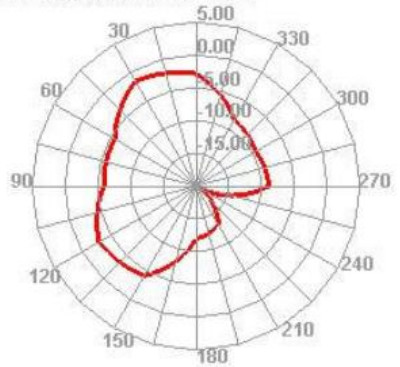
2440.000MHz H



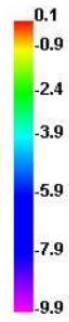
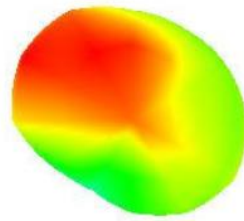
2440.000MHz E1



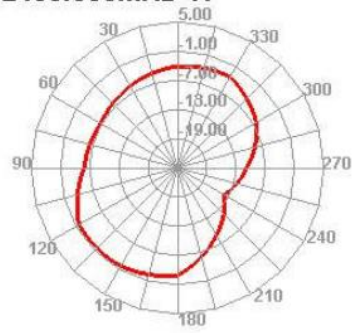
2440.000MHz E2



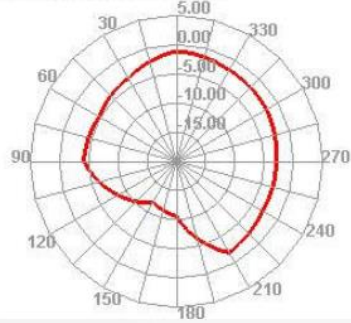
2480.000MHz



2480.000MHz H



2480.000MHz E1



2480.000MHz E2

