


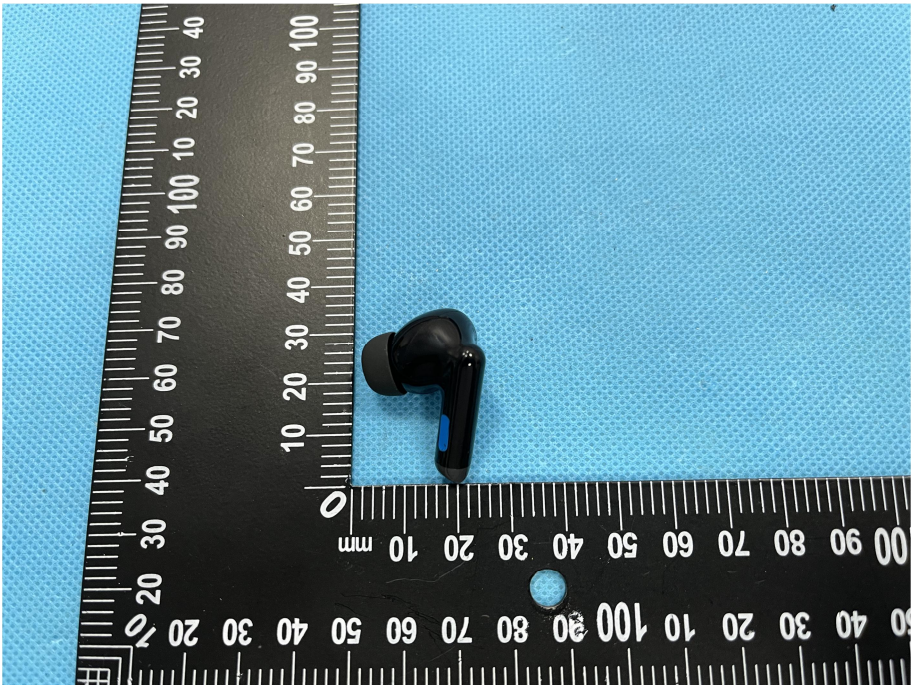


<p>EUT View 7</p>	 A black electronic component, possibly a connector or probe tip, is shown on a blue textured surface. A black ruler with white markings is placed next to it for scale. The ruler shows markings in millimeters (0 to 100) and centimeters (0 to 10). The component is positioned near the 10 mm mark on the ruler.
<p>EUT View 8</p>	 A black electronic component, similar to the one in View 7, is shown on a blue textured surface. A black ruler with white markings is placed next to it for scale. The ruler shows markings in millimeters (0 to 100) and centimeters (0 to 10). The component is positioned near the 10 mm mark on the ruler.

Left Ear



<p>EUT View 11</p>	
<p>EUT View 12</p>	