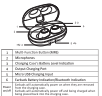


● In the Package



● CHIBASK C2 Overview



● USER LEFT HANDS



● Backlit & Loud Sound

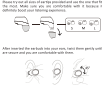



Table with 3 columns: Feature, Description, and Status. Includes sections for 'Smartwatch Operation' and 'Smartwatch Battery Level to Low'.

● Watch




● Change the Strap



● Change the Case



● Charge the Case



● Change the Case Strap Length



● Troubleshooting

Table with 2 columns: Problem and Solution. Lists common issues like 'Smartwatch not charging' and 'Smartwatch not connecting to phone'.

● Basic Specifications of Watch

Table with 2 columns: Item and Specification. Lists details like 'Display', 'Camera', 'Battery', etc.

● Watch Specification

Table with 2 columns: Item and Specification. Lists details like 'Material', 'Weight', 'Dimensions', etc.

● Safety Instructions for use



● Safety Warning

Read the safety instructions carefully before using the smartwatch. Do not use the smartwatch in the following situations...

● After-sales Service

If you have any questions or need assistance, please contact our customer service team at the provided phone number or email address.

● Copyright

All rights reserved. No part of this publication may be reproduced, stored in a retrieval system, or transmitted in any form or by any means...

● Trademark

All trademarks and registered trademarks are the property of their respective owners. All other marks are the property of their respective owners.

● Disclaimer

The information in this user guide is provided as a guide only. The manufacturer is not responsible for any damage or loss resulting from the use of the smartwatch.