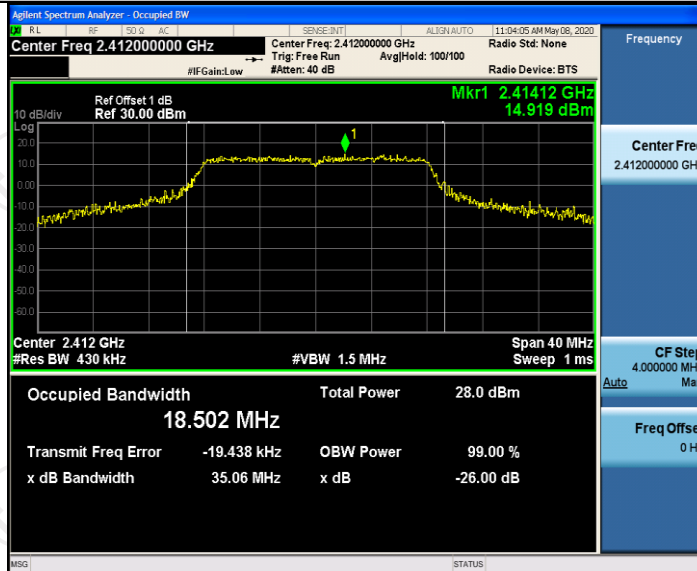
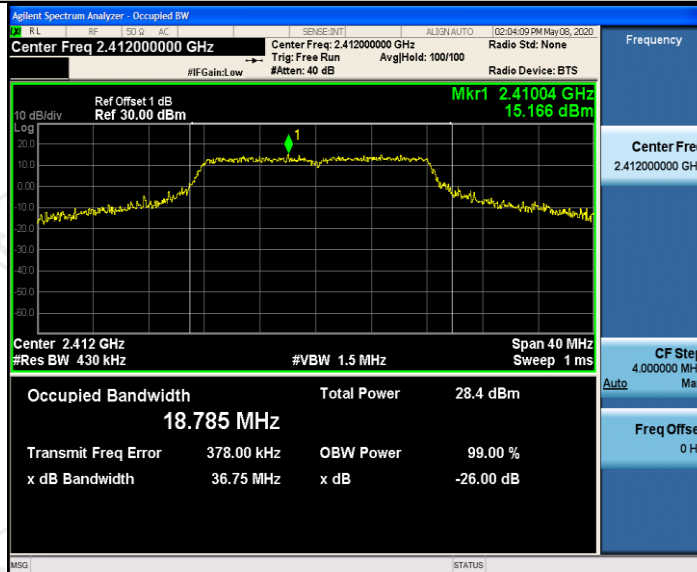




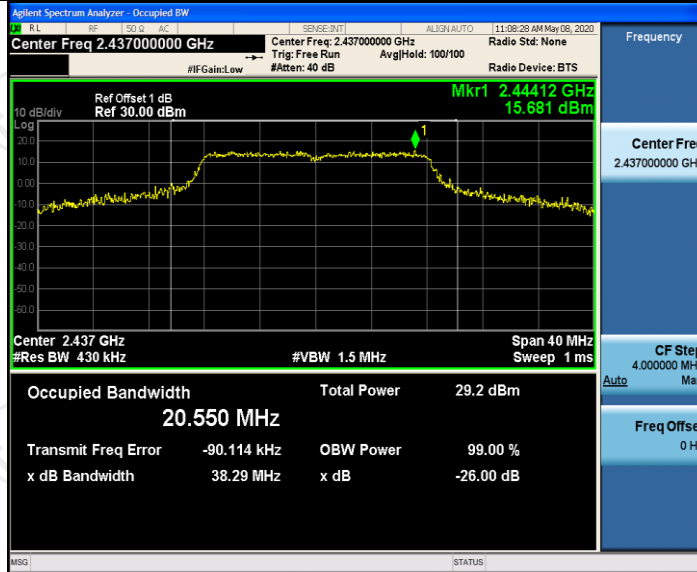
11G_Ant0_2412



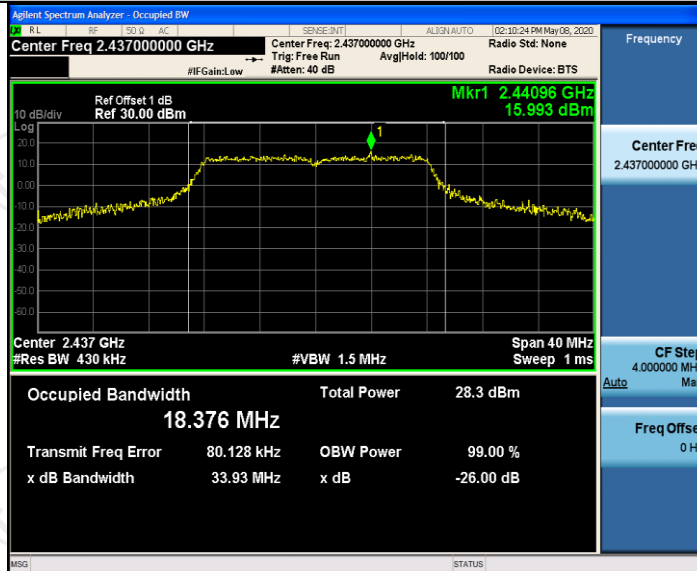
11G_Ant1_2412



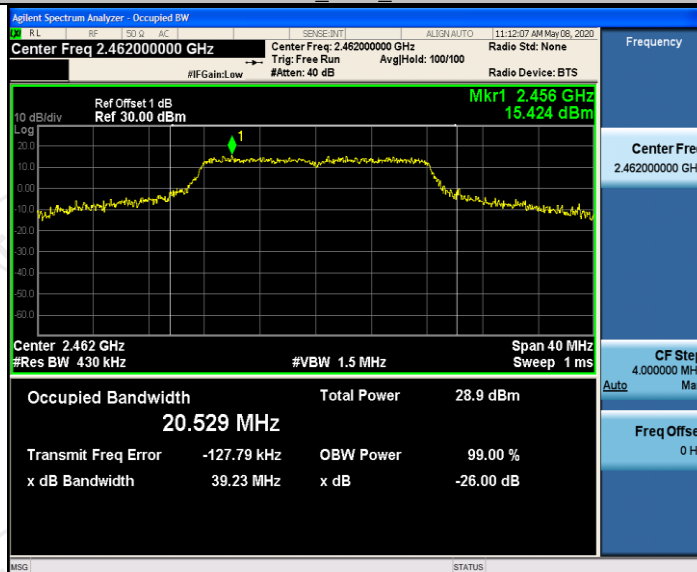
11G_Ant0_2437



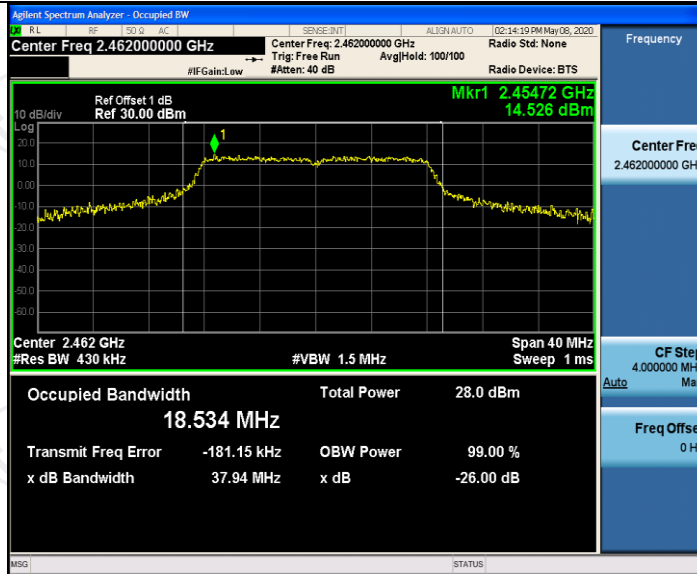
11G_Ant1_2437



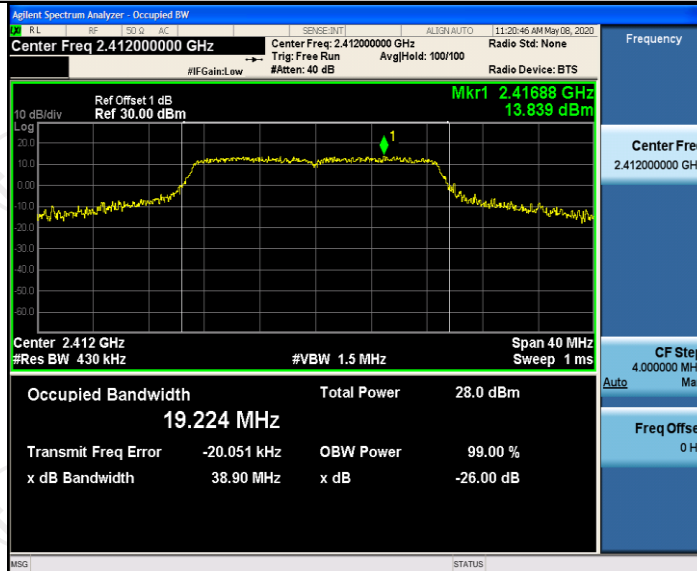
11G_Ant0_2462



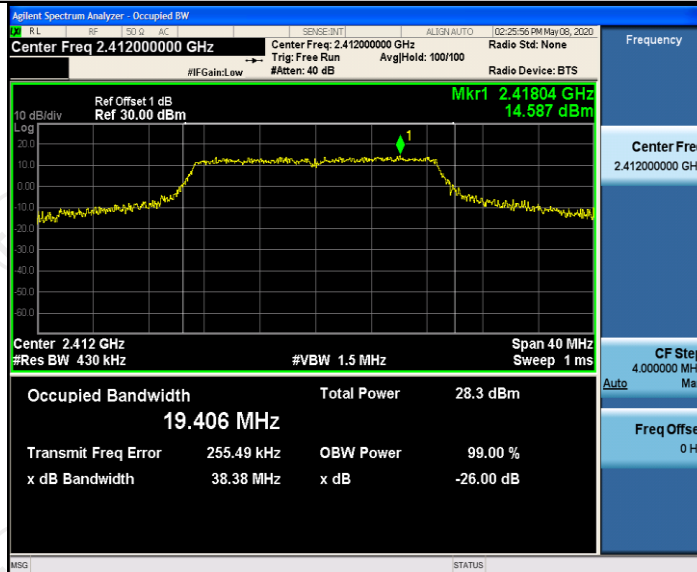
11G_Ant1_2462



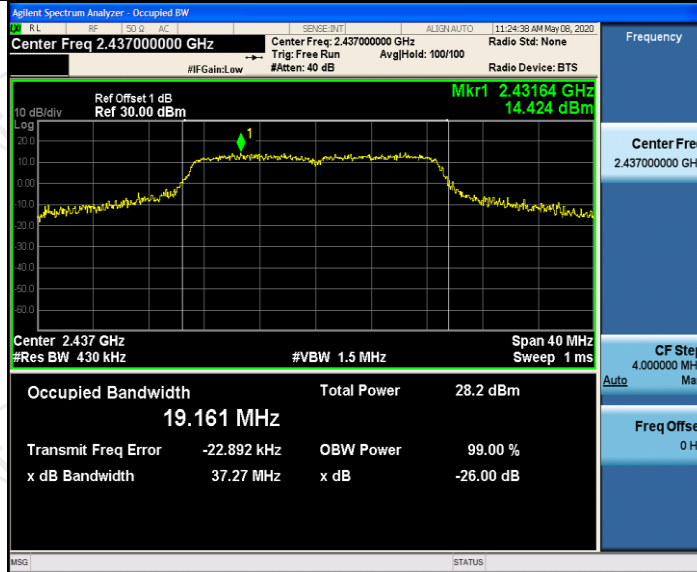
11N20SISO_Ant0_2412



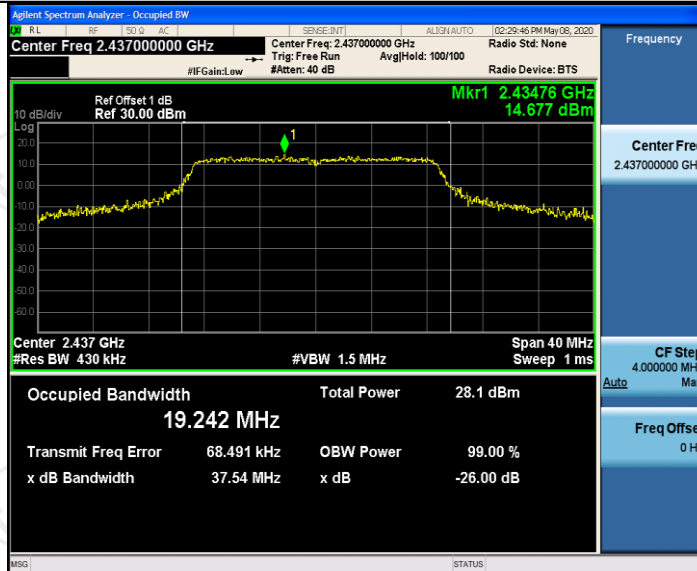
11N20SISO_Ant1_2412



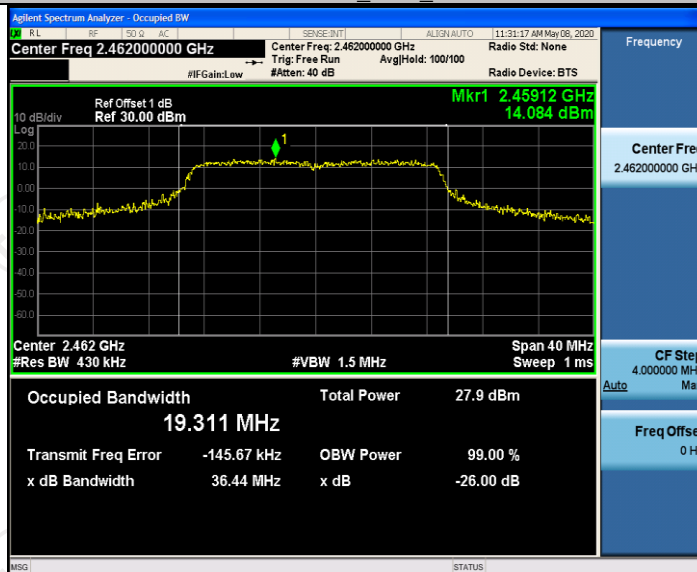
11N20SISO_Ant0_2437



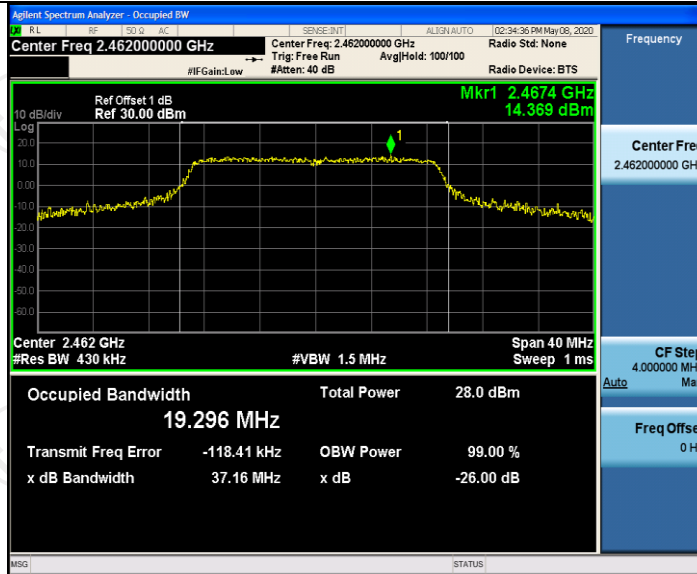
11N20SISO_Ant1_2437



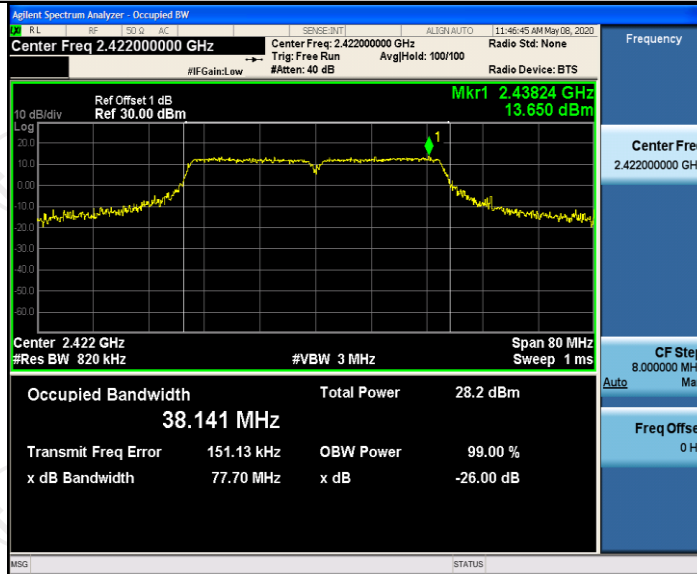
11N20SISO_Ant0_2462



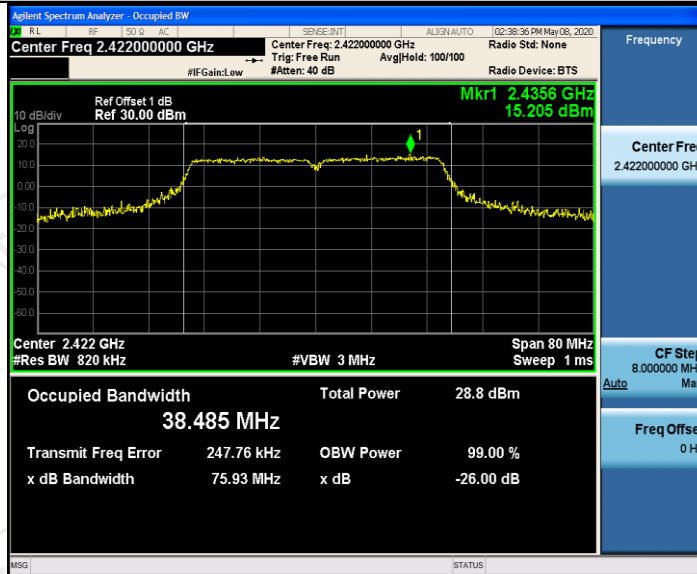
11N20SISO_Ant1_2462



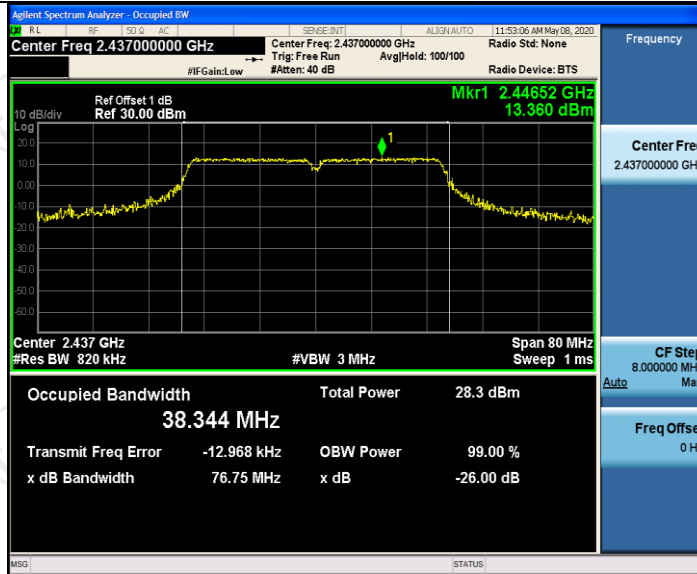
11N40SISO_Ant0_2422



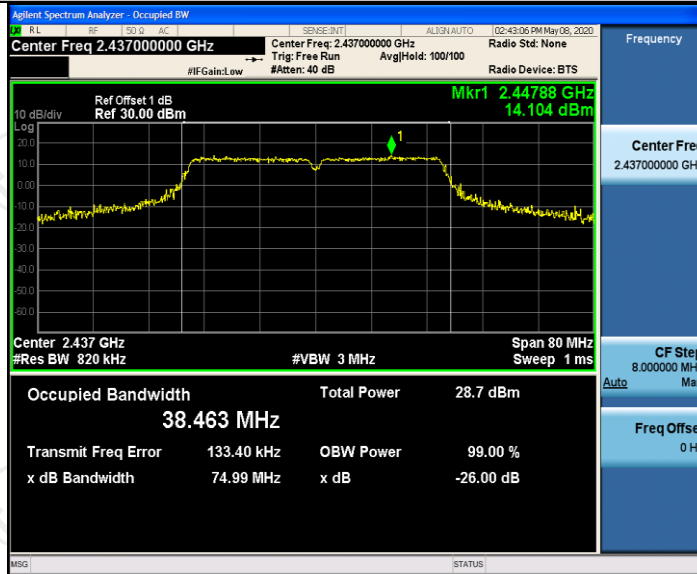
11N40SISO_Ant1_2422



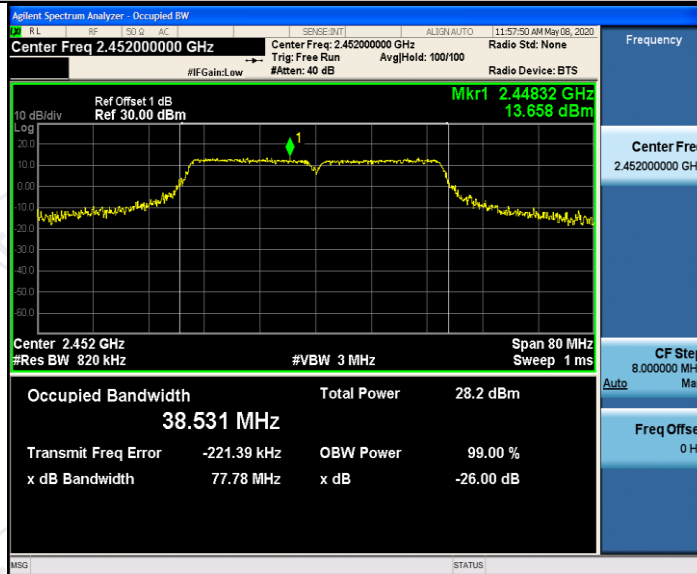
11N40SISO_Ant0_2437



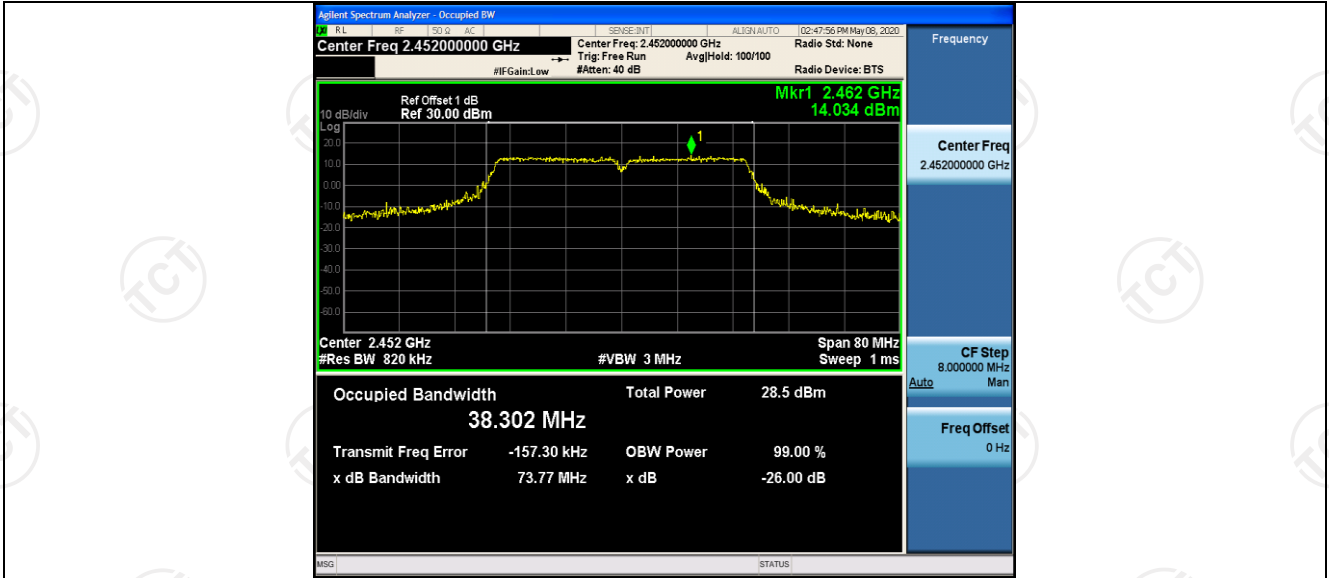
11N40SISO_Ant1_2437



11N40SISO_Ant0_2452



11N40SISO_Ant1_2452



Maximum conducted output power

Test Result

TestMode	Antenna	Channel	Result [dBm]	Limit [dBm]	Verdict
11B	Ant0	2412	24.56	<=30	PASS
	Ant1	2412	24.87	<=30	PASS
	Ant0	2437	24.18	<=30	PASS
	Ant1	2437	24.47	<=30	PASS
	Ant0	2462	24.65	<=30	PASS
	Ant1	2462	24.11	<=30	PASS
11G	Ant0	2412	20.73	<=30	PASS
	Ant1	2412	21.28	<=30	PASS
	Ant0	2437	21.84	<=30	PASS
	Ant1	2437	21.04	<=30	PASS
	Ant0	2462	21.57	<=30	PASS
	Ant1	2462	20.89	<=30	PASS
11N20SISO	Ant0	2412	20.75	<=30	PASS
	Ant1	2412	21.08	<=30	PASS
	Ant0	2437	20.88	<=30	PASS
	Ant1	2437	20.97	<=30	PASS
	Ant0	2462	20.69	<=30	PASS
	Ant1	2462	20.79	<=30	PASS
11N40SISO	Ant0	2422	20.24	<=30	PASS
	Ant1	2422	20.82	<=30	PASS
	Ant0	2437	20.29	<=30	PASS
	Ant1	2437	20.70	<=30	PASS
	Ant0	2452	20.25	<=30	PASS
	Ant1	2452	20.44	<=30	PASS

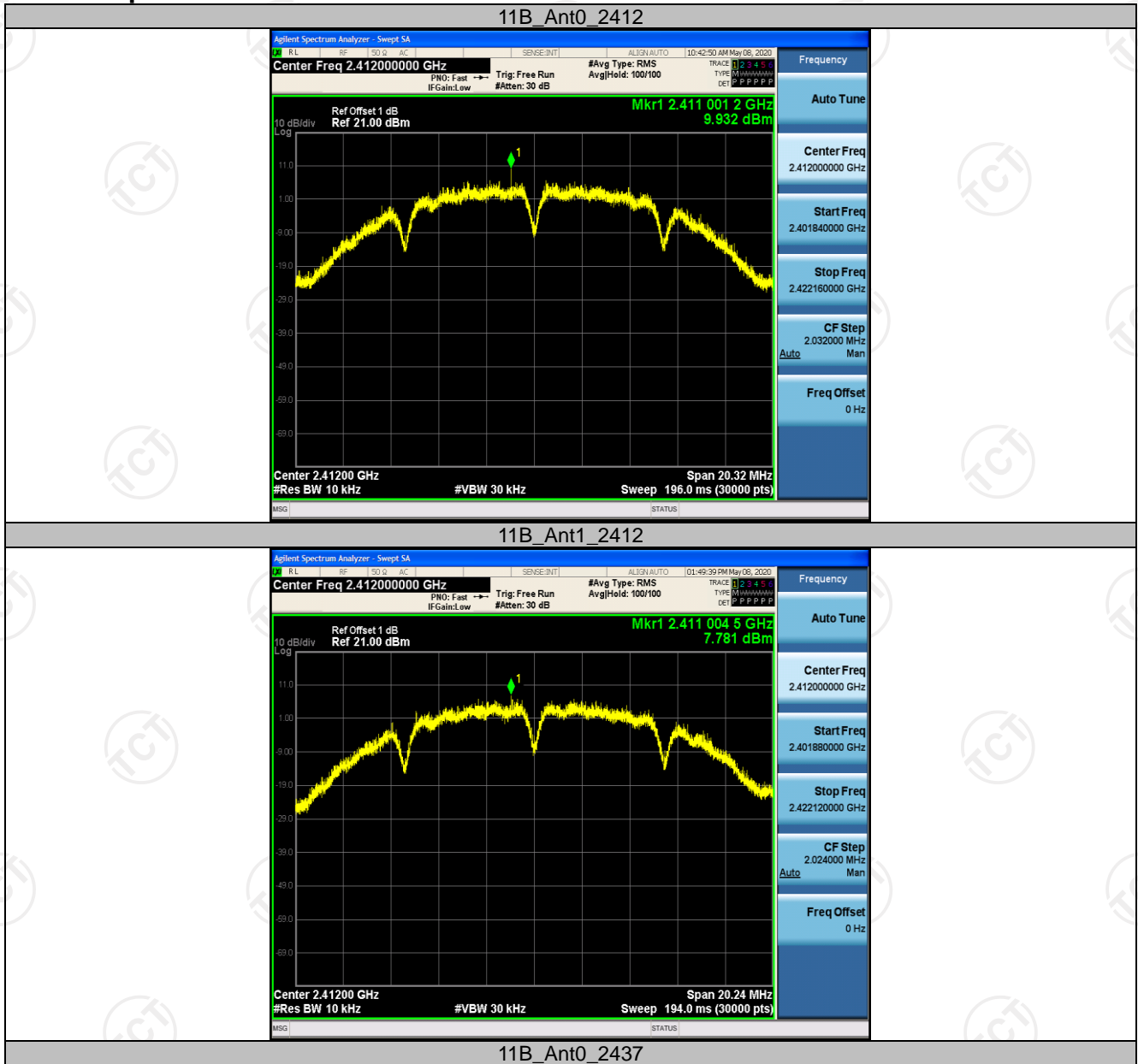
Maximum power spectral density

Test Result

Test Mode	Antenna	Channel	Result [dBm/10kHz]	Correction Factor	Result [dBm/3kHz]	Limit [dBm/3kHz]	Verdict
11B	Ant0	2412	9.93	-5.23	4.70	<=8	PASS
	Ant1	2412	7.78	-5.23	2.55	<=8	PASS
	Ant0	2437	6.9	-5.23	1.67	<=8	PASS
	Ant1	2437	6.52	-5.23	1.29	<=8	PASS
	Ant0	2462	6.89	-5.23	1.66	<=8	PASS
	Ant1	2462	6.08	-5.23	0.85	<=8	PASS
11G	Ant0	2412	2.59	-5.23	-2.64	<=8	PASS
	Ant1	2412	3.43	-5.23	-1.80	<=8	PASS
	Ant0	2437	3.12	-5.23	-2.11	<=8	PASS
	Ant1	2437	3.51	-5.23	-1.72	<=8	PASS
	Ant0	2462	3.21	-5.23	-2.02	<=8	PASS
	Ant1	2462	1.49	-5.23	-3.74	<=8	PASS
11N20SISO	Ant0	2412	2.37	-5.23	-2.86	<=8	PASS
	Ant1	2412	3.06	-5.23	-2.17	<=8	PASS
	Ant0	2437	2.02	-5.23	-3.21	<=8	PASS
	Ant1	2437	3.59	-5.23	-1.64	<=8	PASS
	Ant0	2462	2.32	-5.23	-2.91	<=8	PASS
	Ant1	2462	2.05	-5.23	-3.18	<=8	PASS
11N40SISO	Ant0	2422	-1.41	-5.23	-6.64	<=8	PASS
	Ant1	2422	-10.24	-5.23	-15.47	<=8	PASS
	Ant0	2437	-1.25	-5.23	-6.48	<=8	PASS
	Ant1	2437	-1.04	-5.23	-6.27	<=8	PASS
	Ant0	2452	-0.69	-5.23	-5.92	<=8	PASS
	Ant1	2452	-1.00	-5.23	-6.23	<=8	PASS

Note: Correction Factor = 10log(3KHz/RBW in measurement)

Test Graphs



11B_Ant0_2437



11B_Ant1_2437



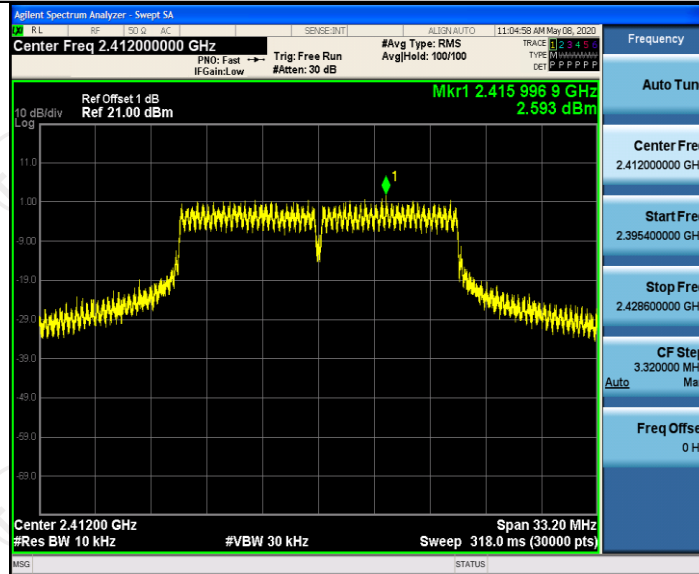
11B_Ant0_2462



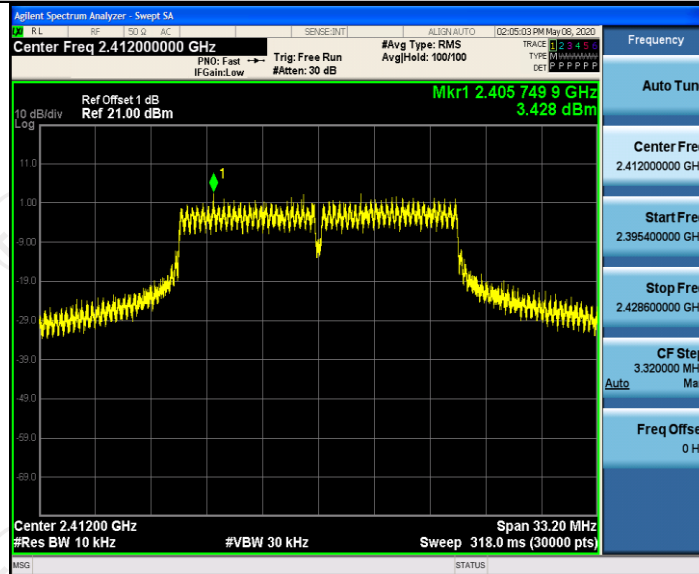
11B_Ant1_2462



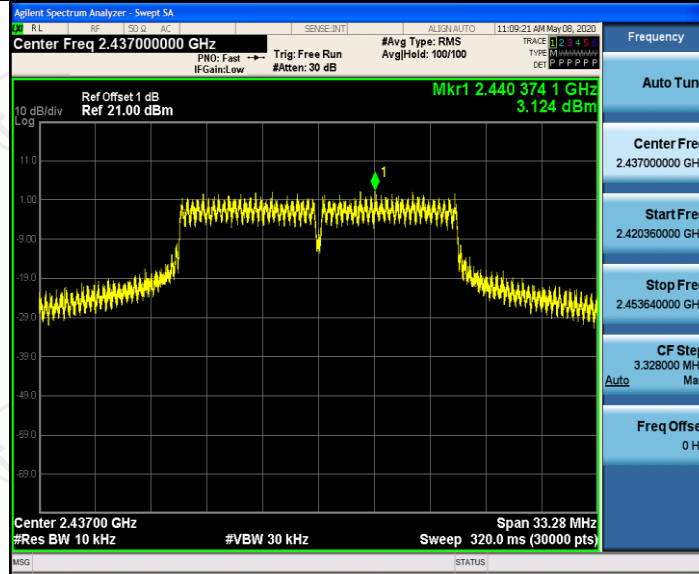
11G_Ant0_2412



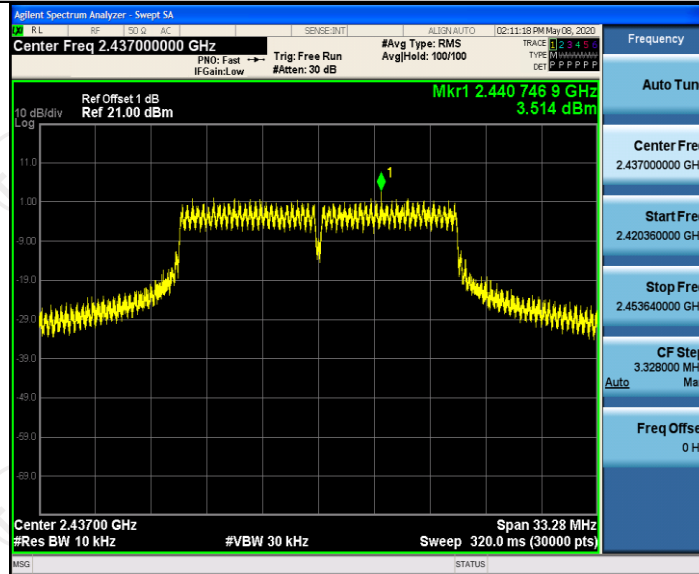
11G_Ant1_2412



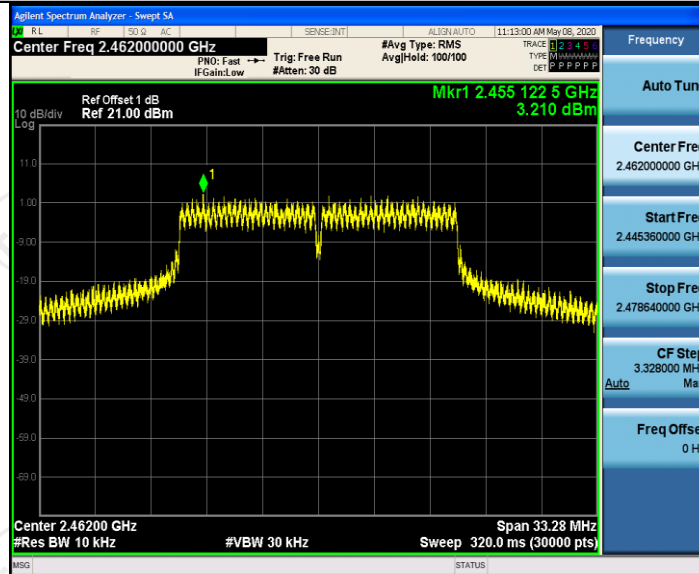
11G_Ant0_2437



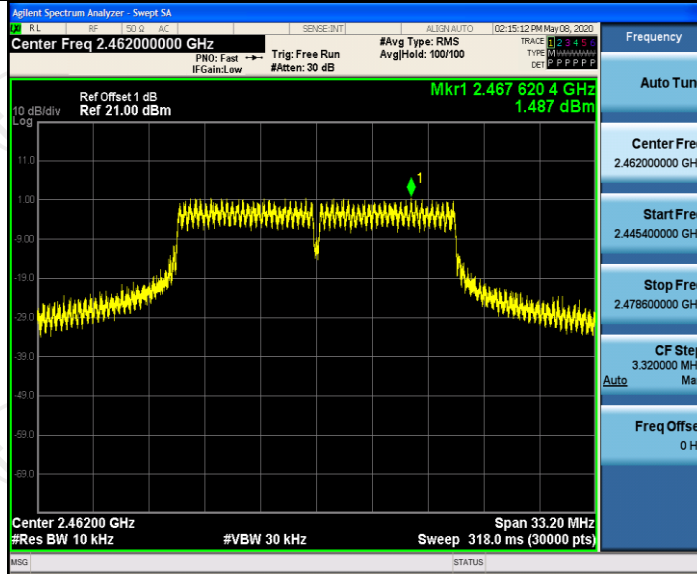
11G_Ant1_2437



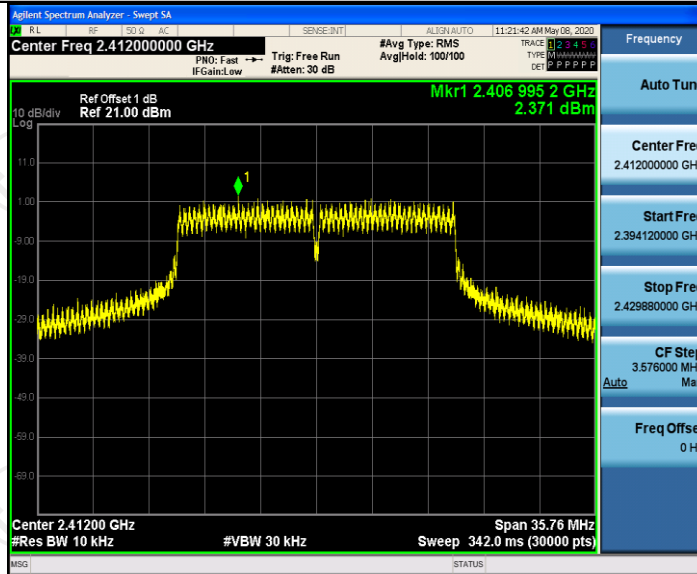
11G_Ant0_2462



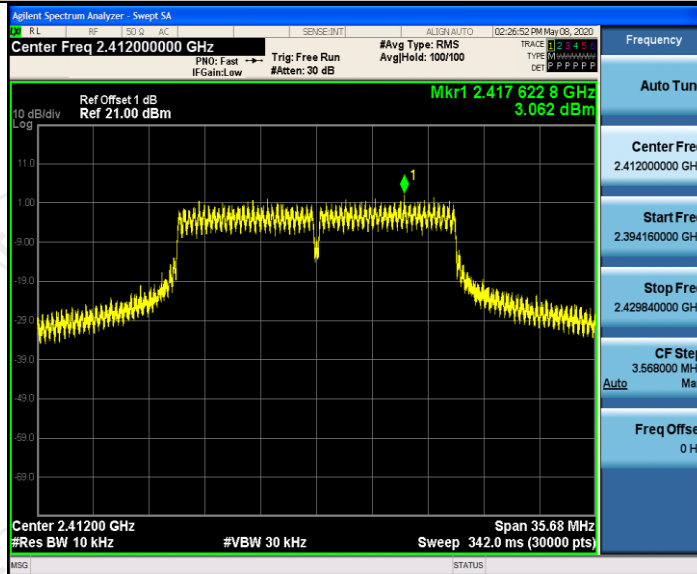
11G_Ant1_2462



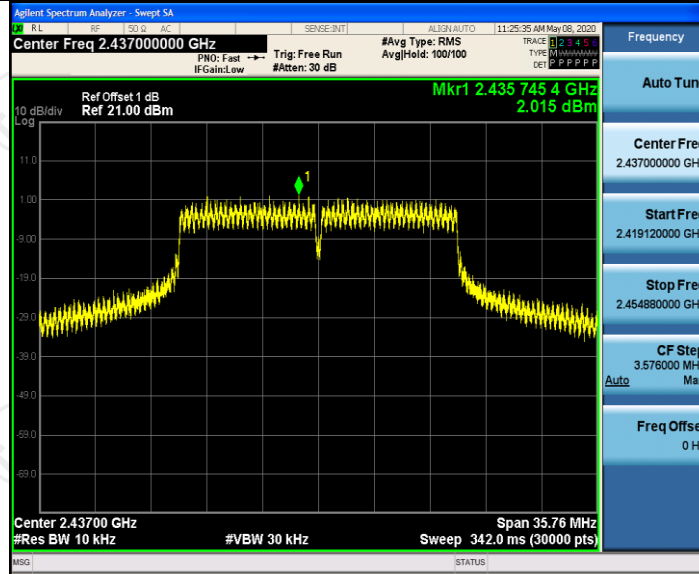
11N20SISO_Ant0_2412



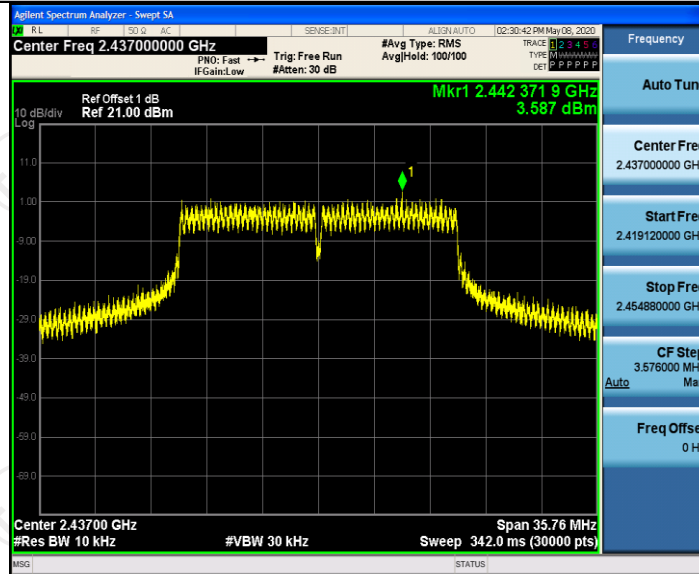
11N20SISO_Ant1_2412



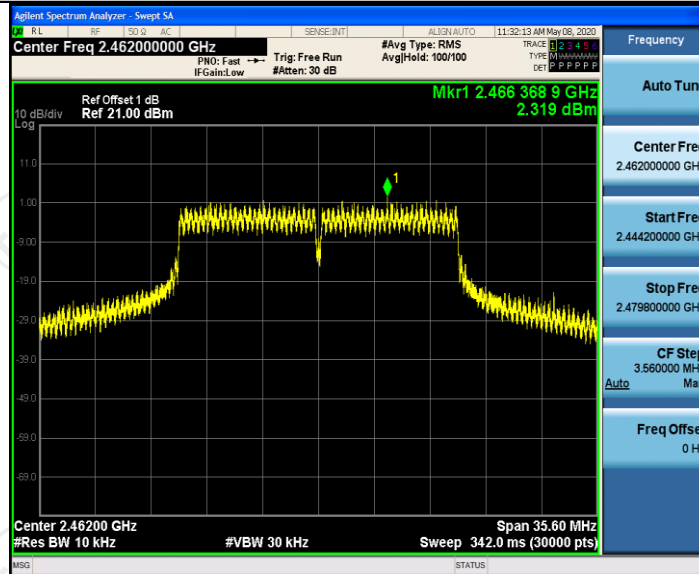
11N20SISO_Ant0_2437



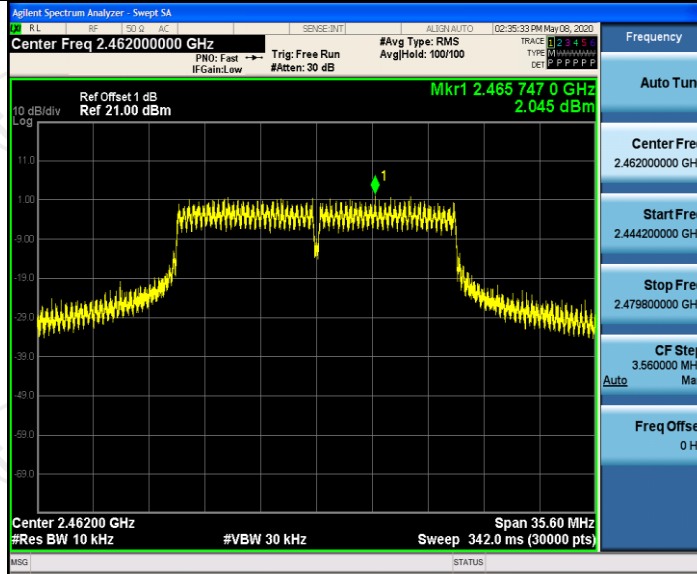
11N20SISO_Ant1_2437



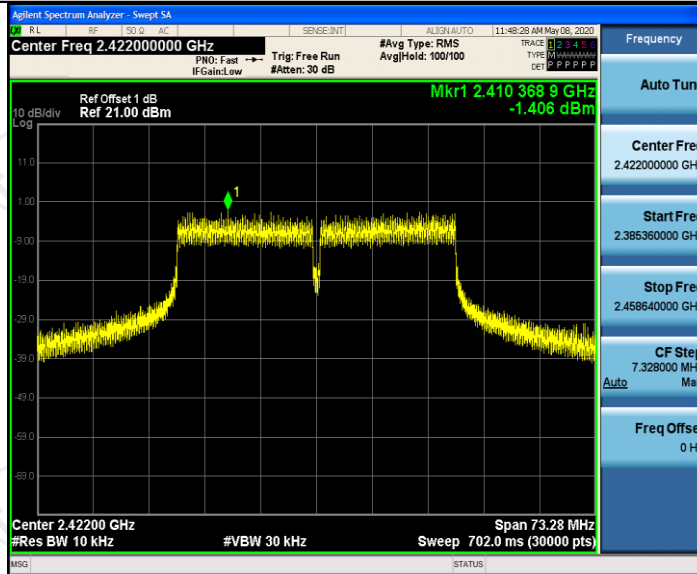
11N20SISO_Ant0_2462



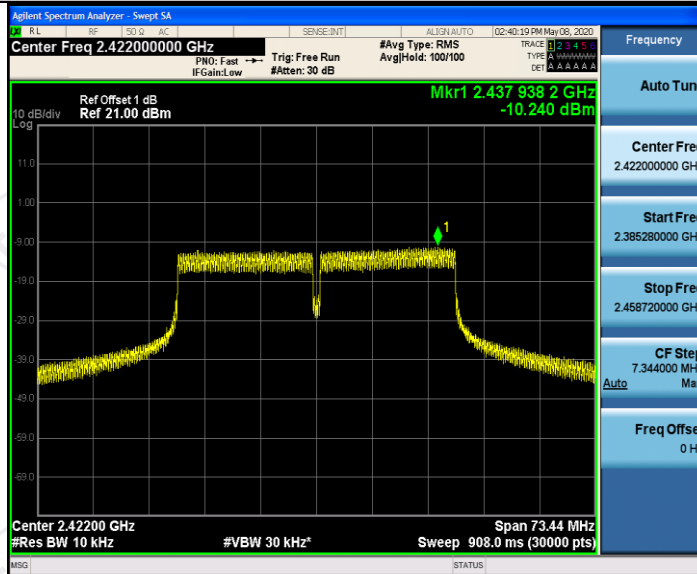
11N20SISO_Ant1_2462



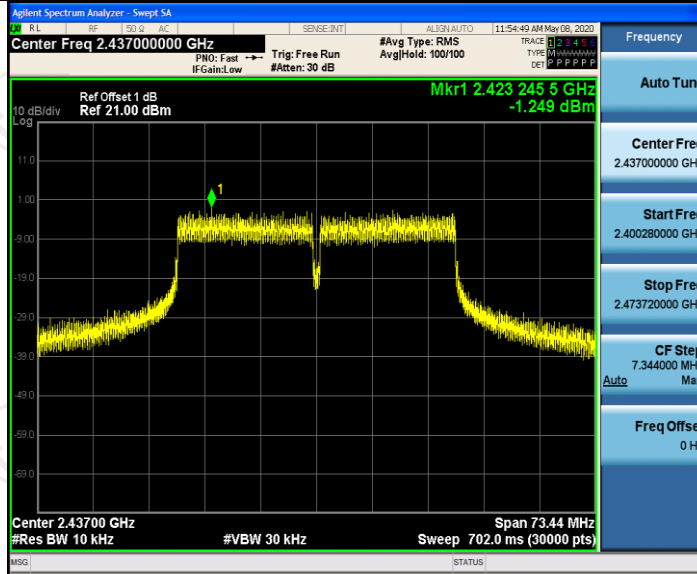
11N40SISO_Ant0_2422



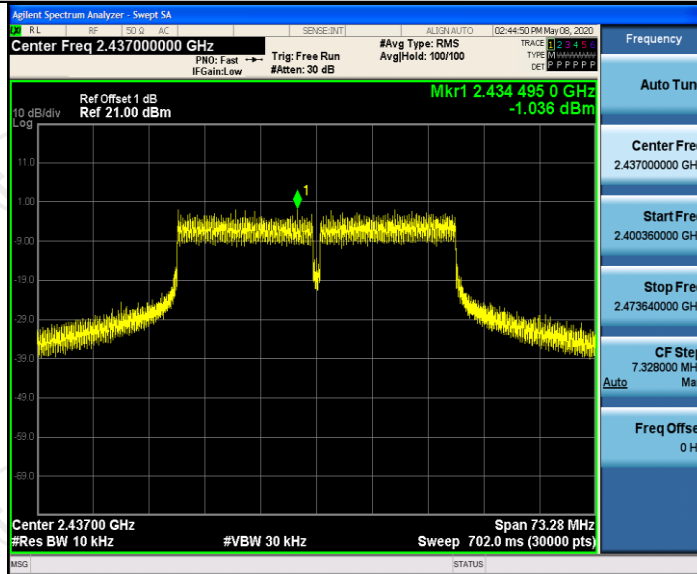
11N40SISO_Ant1_2422



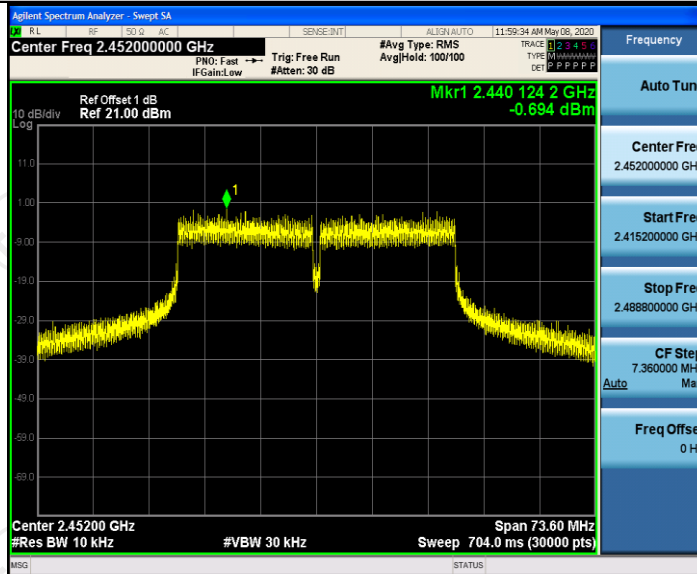
11N40SISO_Ant0_2437



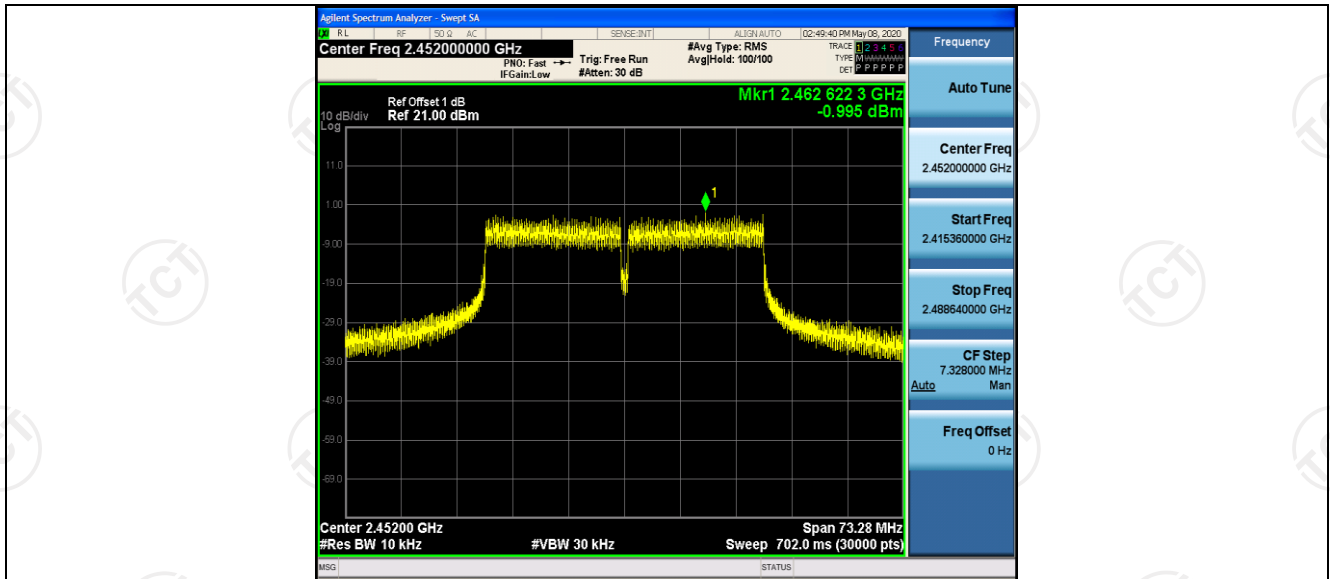
11N40SISO_Ant1_2437



11N40SISO_Ant0_2452



11N40SISO_Ant1_2452

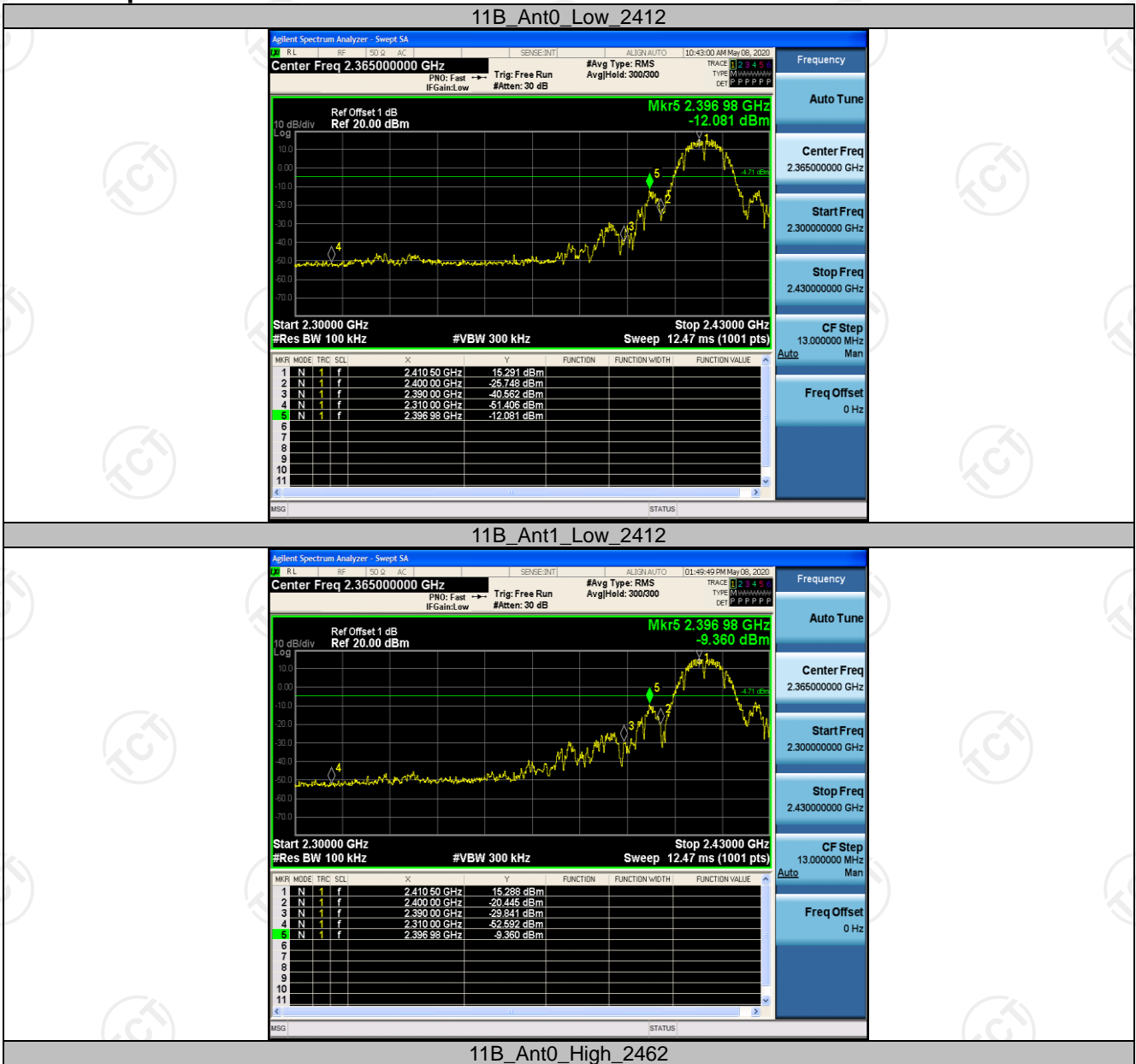


Band edge measurements

Test Result

TestMode	Antenna	ChName	Channel	RefLevel [dBm]	Result [dBm]	Limit [dBm]	Verdict
11B	Ant0	Low	2412	15.29	-12.08	<=-4.71	PASS
	Ant1	Low	2412	15.29	-9.36	<=-4.71	PASS
	Ant0	High	2462	15.31	-30.69	<=-4.69	PASS
	Ant1	High	2462	14.58	-27.7	<=-5.43	PASS
11G	Ant0	Low	2412	8.25	-13.55	<=-11.75	PASS
	Ant1	Low	2412	9.00	-13.13	<=-11	PASS
	Ant0	High	2462	9.31	-21.69	<=-10.69	PASS
	Ant1	High	2462	8.28	-24.29	<=-11.72	PASS
11N20SISO	Ant0	Low	2412	7.94	-12.49	<=-12.06	PASS
	Ant1	Low	2412	8.33	-13.72	<=-11.67	PASS
	Ant0	High	2462	7.67	-23.71	<=-12.33	PASS
11N40SISO	Ant1	High	2462	7.86	-21.02	<=-12.14	PASS
	Ant0	Low	2422	4.05	-15.98	<=-15.95	PASS
	Ant1	Low	2422	4.43	-16.63	<=-15.57	PASS
	Ant0	High	2452	3.99	-20.16	<=-16.01	PASS
	Ant1	High	2452	4.55	-20.03	<=-15.45	PASS

Test Graphs



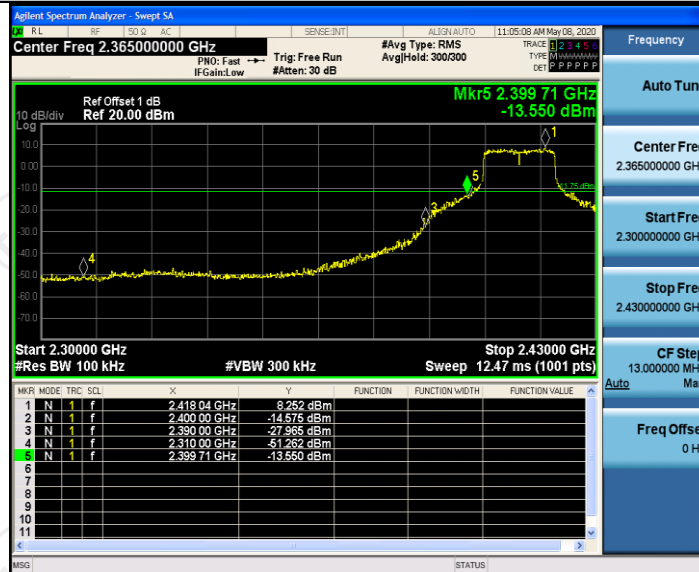
11B_Ant0_High_2462



11B_Ant1_High_2462



11G_Ant0_Low_2412



11G_Ant1_Low_2412



11G_Ant0_High_2462



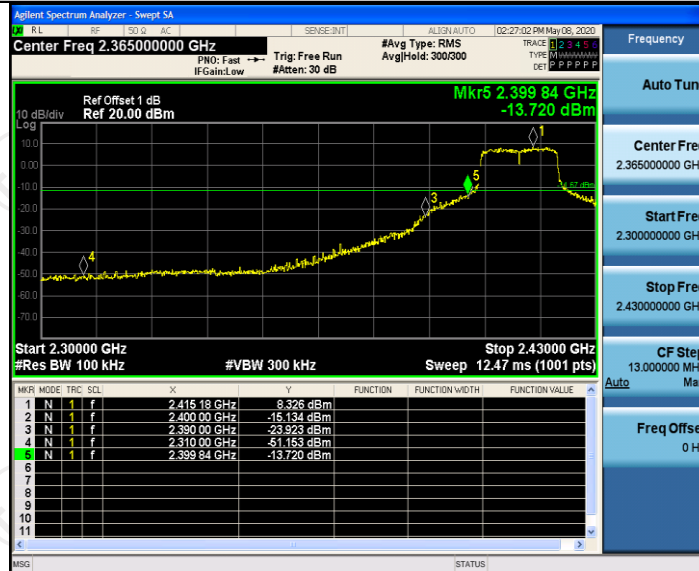
11G_Ant1_High_2462



11N20SISO_Ant0_Low_2412



11N20SISO_Ant1_Low_2412



11N20SISO_Ant0_High_2462



11N20SISO_Ant1_High_2462



11N40SISO_Ant0_Low_2422



11N40SISO_Ant1_Low_2422



11N40SISO_Ant0_High_2452



11N40SISO_Ant1_High_2452

