

The manual instruction for Double Screen Translators



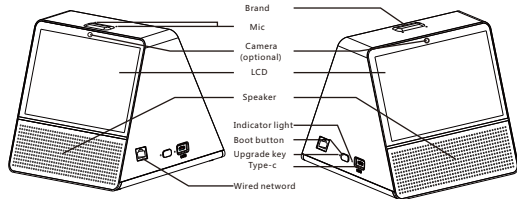
Product Model: XF4

Read it carefully before use

Product User Manual

Please read this manual carefully before using the product.

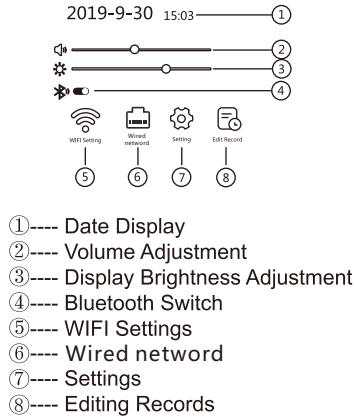
One. Product Pictures



If the product picture does not match with the real object, please take the real object as the standard.

Two. Operational Instructions

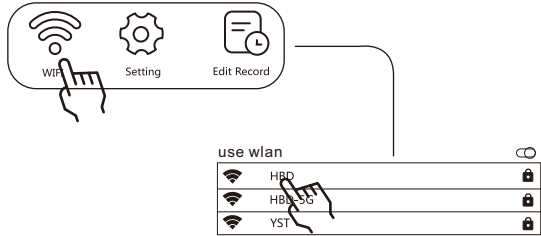
Menu Details



-01-

2. WIFI Settings (connect mode one)

- 2.1) Click the menu from the top of the screen and click WIFI Settings
- 2.2) Select the network to connect



3. Wired network (connect mode two)

Plug in the crystal plug of the broadband network, and you can use the broadband network for online translation.

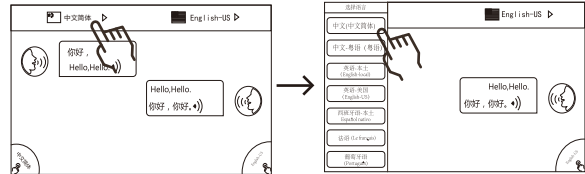
Notice :Wired network and wireless network cannot be used at the same time, wired network is preferred.

4. Camera(optional)

If you turn on the camera, you can translate photos.

5. Choose the Language A and the Language B

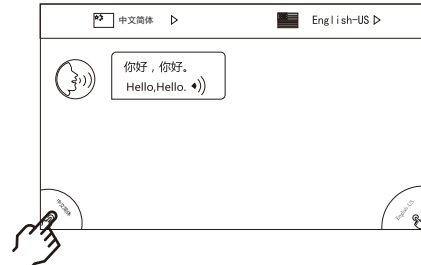
Click the language bars on the left or right, a language drop-down menu will appear, then select the appropriate language



-02-

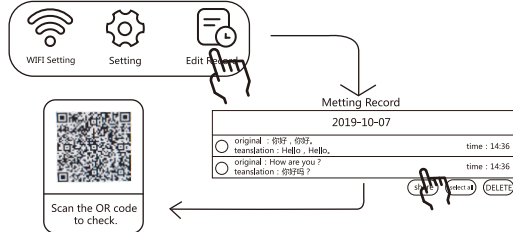
6. Translation Dialogue

Press the virtual key on the left (or right) side of the lower end to speak. Released after speaking, the left (or right) side will appear in the other side of the language, and read the other side's language at the same time.



7. Record Transfer

- 5.1) Pull down the menu from the top of the display screen and enter-edit the record
- 5.2) According to the record bar, click on the corresponding record bar or the full selection, click-share, then the QR code would show up automatically.
- 5.3) Scanning this two-dimensional code with a mobile phone, you can save and view the corresponding records on the back-end computer.



8. Setting up

- 8.1) Time Settings: Setting Date and Time
- 8.2) Language Settings: System Language Change

-03-

- 8.3) Screen saver settings: Screen Saver picture replacement
- 8.4) Enter screen saver time: This option allows you to set the time freely: 15s/30s/1min/2min/5min/10min/30min
- 8.5) Setting up Connections Bluetooth Connection: It can search Bluetooth settings and transfer files.
- 8.6) The remote control is not connected: you can check to see if the machine is connected to a bluetooth handle
- 8.7) Equipment number: This number is the authorization number of the translated speech
- 8.8) Check for updates: When new software is released, click on this to upgrade online
- 8.9) About us: Company brief introduction

9. Illustration of Indicators

Red Light: In Charging Blue Light: Fully Charge

Three. Product parameters

3.1. Product parameters

LCD	Double 7-inch Touch screen
Resolution	1024*600 IPS
CPU	Quad-core ARM Cortex-A7@1.5GHz
GPU	Mali400 MP2
RAM	1G
ROM	16G
speaker	2*4 ohm 3W
Voice dialogue	Double silicon wheat
WIFI	2.4G/5G
BT	4.0
USB interface	Type-C, supports charging and data transmission
Wired network	Wired network interface
Battery	5000mAh
Camera	500W(optional)
operating system	Android 9.0

-04-

3.2. Voice Function

- Based on Double Microphone Array technology, a dual-wheat array digital microphone is used.
1. Improving the Sensitivity of Speaker Direction Monitoring
 2. It can effectively suppress the noise and reverberation in the environment and improve the audio quality significantly.
 3. Improve the accuracy of speech recognition in noisy environment.

3.3 Language Translation List

Chinese	Cantonese	English-US	Korean	German
Japanese	Thai	Russian	Greek	Vietnamese
Hindi	Indonesian	Finnish	Dutch	Danish
Czech	South African	Persian	Norwegian	Polish
Lao	Icelandic	Swedish	Malay	Spanish
Cambodian	Arabic	Portuguese	Nepalese	Philippine
Italian	Lithuania	Bengali	Sinhala	Urdu
Ukrainian	Turkish	Armenian	Hungarian	Hebrew
Georgian	Hamharic	Azerbaijani	Latvian	Bulgarian
Serbian	Croatian	Romanian	Slovak	Swahili
Slovenian	French	English-local		

Among them, the following support text output does not support voice output

Lao	Philippine	Cambodian
-----	------------	-----------

-05-

FOUR. List of Packaging Materials

Name	Quantity
Double Screen Translatou	1
USB cable	1
Instructions	1
Certificate	1
Color box	1

Five. Safety information

1. Operation and Safety

While using this product, please follow the safety and precautions to make it use safely. So as to avoid personal injury and damages.

- 1) In the process of using this device, please use the device in accordance with the safety and precautions to avoid personal injury and damage.
- 2) In order to reduce the risk of fire, do not use the flammable materials such as blankets and bedding to cover the equipment.
- 3) In order to prevent equipment damage, it is strictly forbidden to disassemble the equipment. For maintenance, please consult the after-sales service department.
- 4) Do not use the device if it is overheated.
- 5) Do not use any unspecified power adapter, which may cause equipment malfunction.
- 6) Store the product and its accessories within the temperature range of -20 ° C ~ +55 ° C. When the ring mirror temperature is too high or too low, it may cause equipment failure.

2. Battery charging and protection

The host is connected to the power adapter and begins to charge the host battery.

-06-

During the charging process, the host power indicator is red, and the indicator turns blue when charging is complete.

Charge time is extended in a low temperature environment due to battery characteristics. Please charge in a temperature range of 5 to 35 degrees.

If the operating time is almost half of that when the battery is fully charged, it is recommended to replace the battery. Please consult the sales person.

A fully discharged battery can usually be recharged 1000 times, depending on the conditions of use and the environment. If you do not use the product for a long time, charge the battery once every three months to prevent damage to the battery.

3. Package material

Keep the original box and protective cushioning material for future use or when you need to mail this equipment for maintenance, etc.

Six . Product RoHS Declaration

Environmental Labeling Years

Product Name	Environmental protection life
Machine	
Adapter	
Print, packaging	

1. The date of use of the environmental protection is only applicable to the use of the product under the conditions specified in the user manual.
2. The starting date of the environmental protection use period is subject to the production date of the product. Some parts that cannot be directly inquired from the product itself for the date of manufacture are subject to the production date of the whole machine. The hazardous substances in the electrical and electronic products are in normal use conditions. There will be no leakage or sudden changes. Users who use this electronic information product will not cause serious pollution to the ring mirror or cause serious harm to their personal and property.

Seven. Disposal of waste equipment

Please do not dispose of the discarded equipment together with general household waste. Proper disposal of discarded products helps to avoid potential negative effects on the environment and human health. Please follow local regulations for specific treatments.

-08-

Warranty Card

(User stub link)

1. User information
Name: _____ Phone Number _____
Email: _____
Address: _____
2. Product information
Product Name: _____
Product Model: _____
Product barcode: _____
3. Seller information
Name: _____ Phone Number _____
Email: _____
Address: _____
Sales time: _____
Seller Stamp: _____
4. Repair details
Repair time: _____
Sales time: _____
User description: _____
Fault description: _____
Maintenance records: _____

Warranty Note

One. warranty certification

Please keep this warranty card in a safe place. If the warranty card is lost, it will not be reissued. This card is required for product failure repair. If you are unable to provide the warranty card or related proof of purchase, the product warranty period will be based on the date of delivery of the product serial number.

-09-

Two. warranty terms

In accordance with the relevant provisions of the State Three Guarantees:

1. The machine has a quality problem within 7 days from the date of receipt of the consumer. The consumer may have to find the product to return the payment at the same time according to the invoice price, or replace the product of the same model.
2. The machine has 8 to 15 days from the date of signing the consumer, and there is a quality problem. The consumer can ask the producer to replace the same model.
3. the machine from the consumer signing the next day within 12 days, there are quality problems, consumers can ask the producer to repair the product for free.

Three. Warranty scope

1. This warranty agreement applies to dual screen translators for sale.
2. Vulnerable parts such as power adapters are not covered by this product warranty.
The machine is not covered by the free warranty in the following cases, but the repair service is still provided and the user needs to pay for the repair.
 1. Exceeding the warranty period;
 2. Damage caused by human factors after the product is sold;
 3. Do not operate or keep in the correct way;
 4. Unauthorized users disassemble the machine for maintenance and repair;
 5. Soak, damage or burn the circuit board;
 6. Normal wear causes damage, scratches, damage, etc.;
 7. Damage caused by irresistible factors such as earthquakes and fires;
 8. Caused by other reasons not related to the product.

Warranty Card

(Sales stub link)

1. User information
Name: _____ Phone Number _____
Email: _____
Address: _____
2. Product information
Product Name: _____
Product Model: _____
Product barcode: _____
3. Seller information
Name: _____ Phone Number _____
Email: _____
Address: _____
Sales time: _____
Seller Stamp: _____
4. Repair details
Repair time: _____
Sales time: _____
User description: _____
Fault description: _____
Maintenance records: _____

Warranty Note

One. warranty certification

Please keep this warranty card in a safe place. If the warranty card is lost, it will not be reissued. This card is required for product failure repair. If you are unable to provide the warranty card or related proof of purchase, the product warranty period will be based on the date of delivery of the product serial number.

-11-



Two. warranty terms

In accordance with the relevant provisions of the State Three Guarantees:

1. The machine has a quality problem within 7 days from the date of receipt of the consumer. The consumer may have to find the product to return the payment at the same time according to the invoice price, or replace the product of the same model.
2. The machine has 8 to 15 days from the date of signing the consumer, and there is a quality problem. The consumer can ask the producer to replace the same model.
3. the machine from the consumer signing the next day within 12 days, there are quality problems, consumers can ask the producer to repair the product for free.

Three. Warranty scope

1. This warranty agreement applies to dual screen translators for sale.
2. Vulnerable parts such as power adapters are not covered by this product warranty.
The machine is not covered by the free warranty in the following cases, but the repair service is still provided and the user needs to pay for the repair.
 1. Exceeding the warranty period;
 2. Damage caused by human factors after the product is sold;
 3. Do not operate or keep in the correct way;
 4. Unauthorized users disassemble the machine for maintenance and repair;
 5. Soak, damage or burn the circuit board;
 6. Normal wear causes damage, scratches, damage, etc.;
 7. Damage caused by irresistible factors such as earthquakes and fires;
 8. Caused by other reasons not related to the product.

-12-

FCC WARNING

This device complies with part 15 of the FCC Rules. Operation is subject to the following two conditions: (1) this device may not cause harmful interference, and (2) this device must accept any interference received, including interference that may cause undesired operation.

Any changes or modifications not expressly approved by the party responsible for compliance could void the user's authority to operate the equipment.

NOTE: This equipment has been tested and found to comply with the limits for a Class B digital device, pursuant to Part 15 of the FCC Rules. These limits are designed to provide reasonable protection against harmful interference in a residential installation. This equipment generates, uses and can radiate radio frequency energy and, if not installed and used in accordance with the instructions, may cause harmful interference to radio communications. However, there is no guarantee that interference will not occur in a particular installation.

If this equipment does cause harmful interference to radio or television reception, which can be determined by turning the equipment off and on, the user is encouraged to try to correct the interference by one or more of the following measures:

- Reorient or relocate the receiving antenna.
- Increase the separation between the equipment and receiver.
- Connect the equipment into an outlet on a circuit different from that to which the receiver is connected.
- Consult the dealer or an experienced radio/TV technician for help.

To maintain compliance with FCC's RF Exposure guidelines, This equipment should be installed and operated with minimum distance between 20cm the radiator your body: Use only the supplied antenna.