

Test Report

FCC Part15 Subpart E

Product Name : Wireless Router Motherboard
Model No. : DR344-NAS27
FCC ID : 2AG7VDR344-NAS27

Applicant : Wallys Communications Technologies Co.,Ltd
Address : Room 2723, Le Jia building,Jia Rui Xiang
No.8,Suzhou Industrial Park, Suzhou, P.R China

Date of Receipt : Jan. 26, 2016
Test Date : Jan. 26, 2016~ Mar. 03, 2016
Issued Date : Mar. 11, 2016
Report No. : 1612091R-RF-US-P09V01
Report Version : V1.2

The test results relate only to the samples tested.

The test results shown in the test report are traceable to the national/international standard through the calibration of the equipment and evaluated measurement uncertainty herein.

This report must not be used to claim product endorsement by TAF any agency of the government.

The test report shall not be reproduced without the written approval of Quietek Corporation.

Test Report Certification

Issued Date : Mar. 11, 2016
Report No. : 1612091R-RF-US-P09V01



Product Name : Wireless Router Motherboard
Applicant : Wallys Communications Technologies Co.,Ltd
Address : Room 2723, Le Jia building,Jia Rui Xiang No.8,Suzhou
Industrial Park, Suzhou, P.R China
Manufacturer : Wallys Communications Technologies Co.,Ltd
Address : Room 2723, Le Jia building,Jia Rui Xiang No.8,Suzhou
Industrial Park, Suzhou, P.R China
Model No. : DR344-NAS27
FCC ID : 2AG7VDR344-NAS27
EUT Voltage : 48V
Brand Name : wallys
Applicable Standard : FCC CFR Title 47 Part 15 Subpart E: 2015
ANSI C63.4:2014;
ANSI C63.10:2013;
789033 D02 General UNII Test Procedures New Rules v01
Test Result : Complied
Performed Location : Quietek Corporation - Suzhou EMC Laboratory
No.99 Hongye Rd., Suzhou Industrial Park, Suzhou,215006,
Jiangsu, China
TEL: +86-512-6251-5088 / FAX: +86-512-6251-5098
FCC Registration Number: 800392

Documented By : Alice Ni
(Senior Adm. Specialist: Alice Ni)

Reviewed By : Jack Zhang
(Senior Engineer: Jack Zhang)

Approved By : Harry Zhao
(Engineering Manager: Harry Zhao)

Laboratory Information

We, **Quietek Corporation**, are an independent EMC and safety consultancy that was established the whole facility in our laboratories. The test facility has been accredited/accepted(audited or listed) by the following related bodies in compliance with ISO 17025, EN 45001 and specified testing scope:

| | | |
|----------------------|----------|-----------------------|
| Taiwan R.O.C. | : | BSMI, NCC, TAF |
| USA | : | FCC |
| Japan | : | VCCI |
| China | : | CNAS |

The related certificate for our laboratories about the test site and management system can be downloaded from Quietek Corporation's Web Site : <http://www.quietek.com/english/about/certificates.aspx?bval=5>

The address and introduction of Quietek Corporation's laboratories can be founded in our Web site :

http://www.quietek.com/index_en.aspx

If you have any comments, Please don't hesitate to contact us. Our contact information is as below:

HsinChu Testing Laboratory :

No.75-2, 3rd Lin, Wangye Keng, Yonghxing Tsuen, Qionglin Shiang, Hsinchu County 307, Taiwan, R.O.C.

TEL:+886-3-592-8858 / FAX:+886-3-592-8859

E-Mail : service@quietek.com

LinKou Testing Laboratory :

No.5-22, Ruishukeng, Linkou Dist., New Taipei City 24451, Taiwan, R.O.C.

TEL : 886-2-8601-3788 / FAX : 886-2-8601-3789

E-Mail : service@quietek.com

Suzhou Testing Laboratory :

No.99 Hongye Rd., Suzhou Industrial Park, Suzhou,215006, Jiangsu,China

TEL : +86-512-6251-5088 / FAX : 86-512-6251-5098

E-Mail : service@quietek.com

TABLE OF CONTENTS

| Description | Page |
|---|------|
| 1. General Information | 7 |
| 1.1. EUT Description | 7 |
| 1.2. Antenna information | 8 |
| 1.3. Working Frequency of Each Channel:..... | 8 |
| 1.4. Power Parameter Value of the test software | 9 |
| 1.5. Duty Cycle..... | 10 |
| 1.6. Mode of Operation | 12 |
| 1.7. Tested System Details..... | 13 |
| 1.8. Configuration of Tested System | 14 |
| 1.9. EUT Exercise Software | 15 |
| 2. Technical Test | 16 |
| 2.1. Summary of Test Result | 16 |
| 2.2. Test Environment | 17 |
| 3. Conducted Emission..... | 18 |
| 3.1. Test Equipment | 18 |
| 3.2. Test Setup | 18 |
| 3.3. Limit..... | 19 |
| 3.4. Test Procedure | 19 |
| 3.5. Uncertainty | 19 |
| 3.6. Test Result | 20 |
| 4. Radiated Emission..... | 22 |
| 4.1. Test Equipment | 22 |
| 4.2. Test Setup | 23 |
| 4.3. Limit..... | 24 |
| 4.4. Test Procedure | 27 |
| 4.5. Uncertainty | 28 |
| 4.6. EUT test Axis definition | 28 |
| 4.7. Test Result | 29 |
| 5. Emission bandwidth and occupied bandwidth | 40 |
| 5.1. Test Equipment | 40 |
| 5.2. Test Setup | 40 |
| 5.3. Limit..... | 40 |
| 5.4. Test Procedure | 41 |
| 5.5. Uncertainty | 41 |
| 5.6. EUT test Axis definition | 41 |
| 5.7. Test Result | 42 |
| 6. Power Output..... | 47 |

| | | |
|------|-----------------------------------|-----|
| 6.1. | Test Equipment | 47 |
| 6.2. | Test Setup | 47 |
| 6.3. | Limit..... | 48 |
| 6.4. | Test Procedure | 49 |
| 6.5. | Uncertainty | 51 |
| 6.6. | EUT test Axis definition | 52 |
| 6.7. | Test Result | 53 |
| 7. | Peak Power Spectral Density..... | 58 |
| 7.1. | Test Equipment | 58 |
| 7.2. | Test Setup | 59 |
| 7.3. | Limit..... | 60 |
| 7.4. | Test Procedure | 61 |
| 7.5. | Uncertainty | 62 |
| 7.6. | EUT test Axis definition | 63 |
| 7.7. | Test Result | 64 |
| 8. | Radiated Emission Band Edge | 68 |
| 8.1. | Test Equipment | 68 |
| 8.2. | Test Setup | 68 |
| 8.3. | Limit..... | 69 |
| 8.4. | Test Procedure | 72 |
| 8.5. | Uncertainty | 73 |
| 8.6. | EUT test Axis definition | 73 |
| 8.7. | Test Result | 74 |
| 9. | Frequency Stability | 182 |
| 9.1. | Test Equipment | 182 |
| 9.2. | Test Setup | 182 |
| 9.3. | Limit..... | 183 |
| 9.4. | Test Procedure | 184 |
| 9.5. | Uncertainty | 184 |
| 9.6. | EUT test Axis definition | 185 |
| 9.7. | Test Result | 186 |

History of This Test Report

| REPORT NO. | VERSION | DESCRIPTION | ISSUED DATE |
|-----------------------|---------|---|---------------|
| 1612091R-RF-US-P09V01 | V1.0 | Initial Issued Report | Mar. 07, 2016 |
| 1612091R-RF-US-P09V01 | V1.1 | Update data on page 29, 30, 33, 34, 48, 67. | Mar. 10, 2016 |
| 1612091R-RF-US-P09V01 | V1.2 | Update EUT Description | Mar. 11, 2016 |
| | | | |

1. General Information

1.1. EUT Description

| | |
|--------------------|--|
| Product Name | Wireless Router Motherboard |
| Brand Name | wallys |
| Model No. | DR344-NAS27 |
| EUT Voltage | 48V |
| Frequency Range | For 5GHz Band 802.11a/n(20MHz): 5180~5240MHz, 5745~5825MHz 802.11n(40MHz): 5190~5230MHz, 5755~5795MHz |
| Channel Number | For 5GHz Band 802.11a/n(20MHz): 9 802.11n(40MHz): 4 |
| Type of Modulation | 802.11a/n: OFDM |
| Data Rate | 802.11a: 6/9/12/18/24/36/48/54 Mbps 802.11n: up to 300 Mbps |
| Channel Control | Auto |

1.2. Antenna information

| | | | |
|----------------------|--|---|---|
| Antenna Model | N/A | | |
| Antenna Type | Dipole | | |
| Antenna Manufacturer | N/A | | |
| Antenna Delivery | <input type="checkbox"/> 1*TX+1*RX | <input checked="" type="checkbox"/> 2*TX+2*RX | <input type="checkbox"/> 3*TX+3*RX |
| Antenna Technology | <input checked="" type="checkbox"/> SISO | | |
| | <input checked="" type="checkbox"/> MIMO | <input type="checkbox"/> | Basic methodology with NANT transmit antennas |
| | | <input type="checkbox"/> | Sectorized antenna systems |
| | | <input type="checkbox"/> | Cross-polarized antennas |
| | | <input type="checkbox"/> | Unequal antenna gains, with equal transmit powers |
| | | <input type="checkbox"/> | Spatial Multiplexing |
| | <input checked="" type="checkbox"/> | Cyclic Delay Diversity (CDD) | |
| Antenna Gain | Antenna 0 | 8.56dBi | |
| | Antenna 1 | 8.56dBi | |
| | Antenna 0+1 | 11.57dBi | |
| Directional Gain | 11.57dBi | | |

1.3. Working Frequency of Each Channel:

| 802.11a/n(20MHz) Working Frequency of Each Channel: | | | | | | | |
|---|-----------|---------|-----------|---------|-----------|---------|-----------|
| Channel | Frequency | Channel | Frequency | Channel | Frequency | Channel | Frequency |
| 36 | 5180 MHz | 40 | 5200 MHz | 44 | 5220 MHz | 48 | 5240 MHz |
| 149 | 5745 MHz | 153 | 5765 MHz | 157 | 5785 MHz | 161 | 5805 MHz |
| 165 | 5825MHz | N/A | N/A | N/A | N/A | N/A | N/A |
| 802.11n(40MHz) Working Frequency of Each Channel: | | | | | | | |
| Channel | Frequency | Channel | Frequency | Channel | Frequency | Channel | Frequency |
| 38 | 5190 MHz | 46 | 5230 MHz | 151 | 5755 MHz | 159 | 5795 MHz |

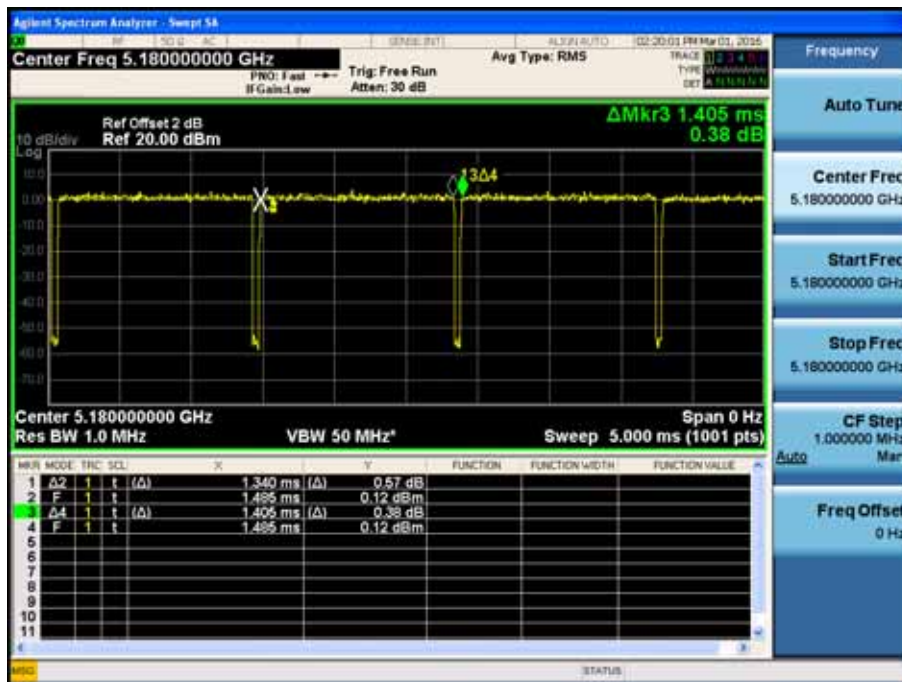
1.4. Power Parameter Value of the test software

| Test Mode | Test Channel | Ant 0 | Ant 1 | Ant 0+1 |
|----------------|--------------|-------|-------|---------|
| 802.11a | 5180 | 20 | 17.5 | 12.5 |
| | 5200 | 19 | 17 | 12 |
| | 5240 | 18.5 | 17 | 12 |
| | 5745 | 19 | 19 | 18 |
| | 5785 | 19 | 19 | 18.5 |
| | 5825 | 19 | 19 | 18.5 |
| 802.11n(20MHz) | 5180 | 20 | 17.5 | 13 |
| | 5200 | 19 | 17.5 | 12.5 |
| | 5240 | 19 | 18 | 12.5 |
| | 5745 | 19 | 19 | 17.5 |
| | 5785 | 19 | 19 | 18 |
| | 5825 | 19 | 19 | 18 |
| 802.11n(40MHz) | 5190 | 20 | 19 | 15.5 |
| | 5230 | 20 | 19 | 15 |
| | 5755 | 15 | 15 | 11.5 |
| | 5795 | 18 | 18 | 18 |

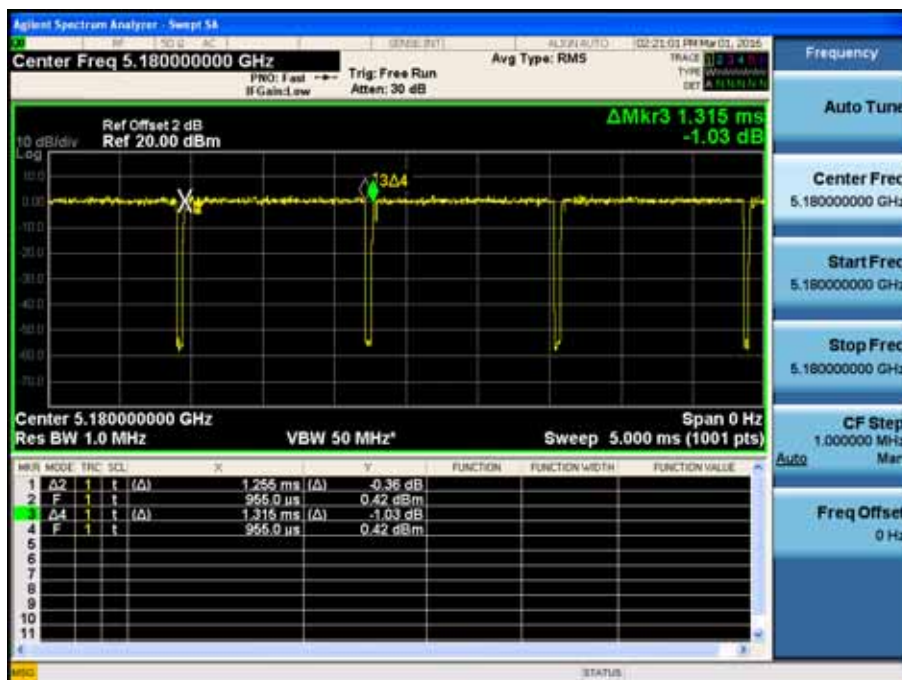
1.5. Duty Cycle

| Test Mode | Tx On (ms) | Tx Off (ms) | VBW 1/T(KHz) | Tx On + Tx Off (ms) | Duty Cycle |
|----------------|------------|-------------|--------------|---------------------|------------|
| 802.11a | 1.340 | 0.065 | 0.75 | 1.405 | 95.37% |
| 802.11n(20MHz) | 1.255 | 0.060 | 0.80 | 1.315 | 95.44% |
| 802.11n(40MHz) | 0.63 | 0.0333 | 1.59 | 0.6633 | 94.98% |

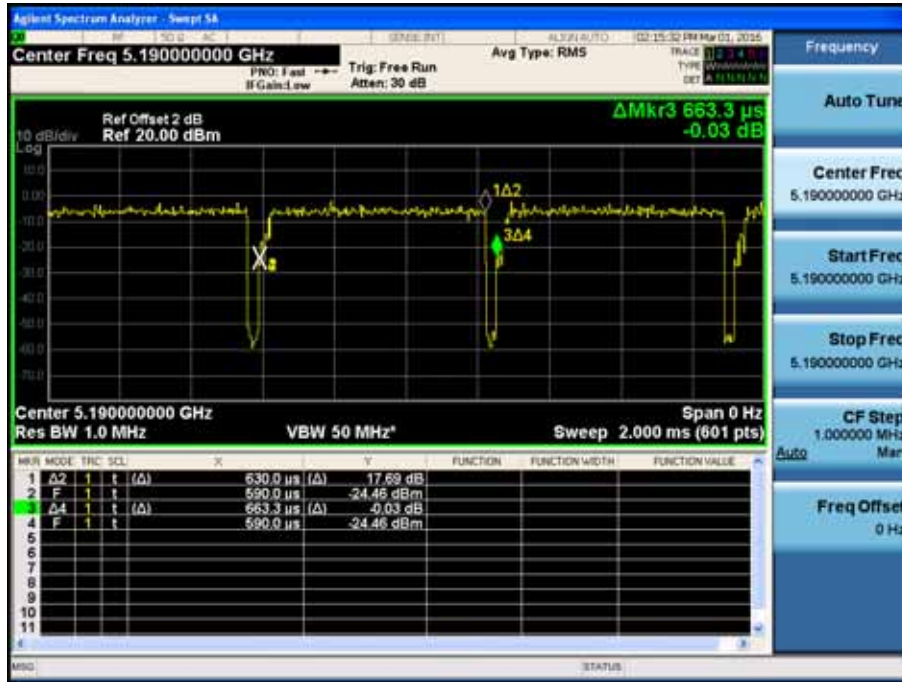
802.11a



802.11n(20MHz)



802.11n(40MHz)



1.6. Mode of Operation

QuieTek has verified the construction and function in typical operation. All the test modes were carried out with the EUT in normal operation, which was shown in this test report and defined as:

| Test Mode |
|------------------------------------|
| Mode 1: Transmit by 802.11a |
| Mode 2: Transmit by 802.11n(20MHz) |
| Mode 3: Transmit by 802.11n(40MHz) |

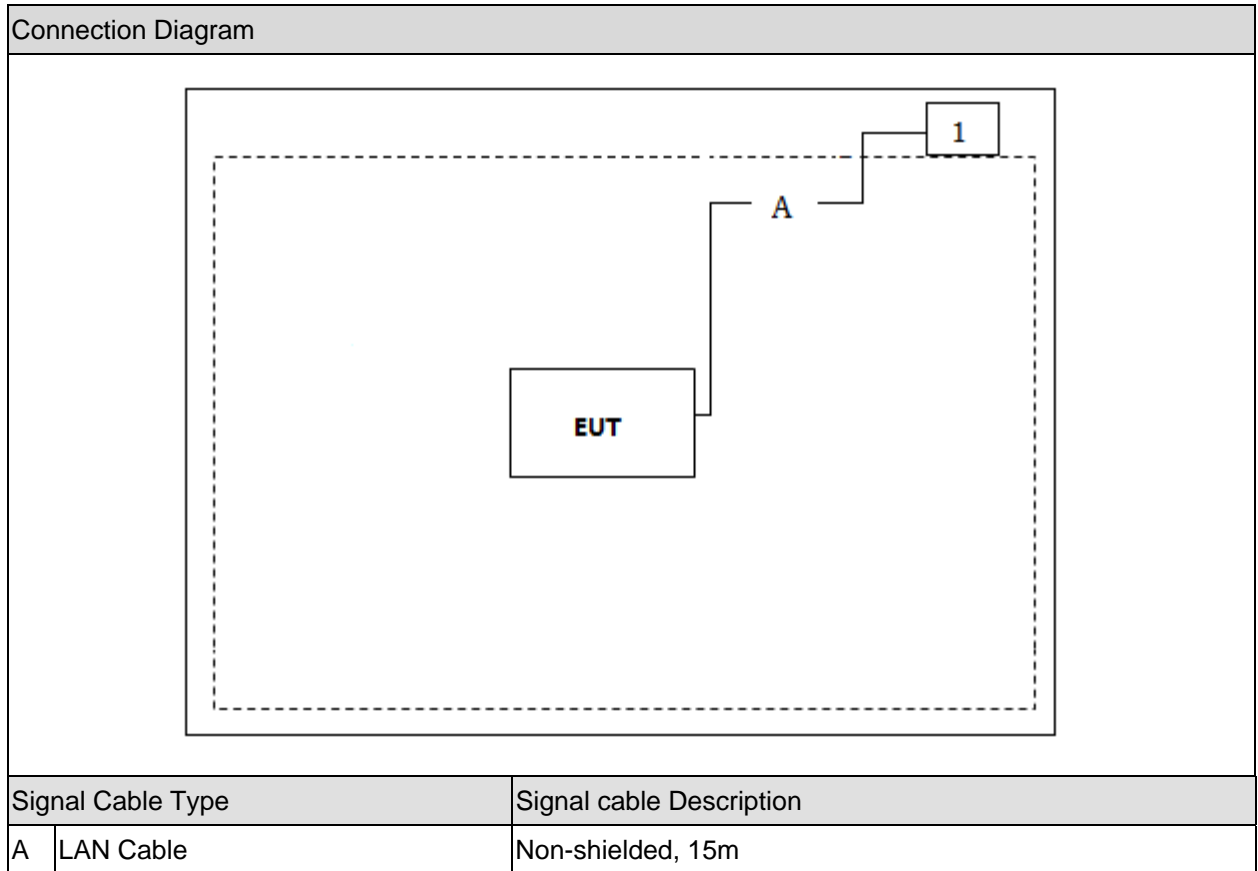
Note 1: Regards to the frequency band operation: the lowest, middle and highest frequency of channel were selected to perform the test, then shown on this report.

1.7. Tested System Details

The types for all equipments, plus descriptions of all cables used in the tested system (including inserted cards) are:

| Product | | Manufacturer | Model No. | Serial No. | Power Cord |
|---------|----------|--------------|-----------|-----------------|---------------|
| 1 | Notebook | Asus | N80V | 8BN0AS226971468 | None-shielded |

1.8. Configuration of Tested System



1.9. EUT Exercise Software

| | |
|---|---|
| 1 | Setup the EUT and simulators as shown on above. |
| 2 | Turn on the power of equipment. |
| 3 | Input RF commands, and set the test mode and channel, then press OK to start to continue transmit or receive. |

2. Technical Test

2.1. Summary of Test Result

- No deviations from the test standards
 Deviations from the test standards as below description:

| Performed Test Item | Normative References | Worst case mode | Limit | Result |
|---|---|-----------------------------|-----------------|--------|
| Conducted Emission | FCC CFR Title 47 Part 15 Subpart E: 2015 Section 15.207 | 802.11a(Ant0) | FCC 15.207 | PASS |
| Radiated Emission | FCC CFR Title 47 Part 15 Subpart E: 2015 Section 15.209 | 802.11a(Ant 0+1) | FCC 15.209 | PASS |
| Emission bandwidth and occupied bandwidth | FCC CFR Title 47 Part 15 Subpart E: 2015 Section 15.407(a) | 802.11a(Ant1) | ≥500KHz | PASS |
| Power Output | FCC CFR Title 47 Part 15 Subpart E: 2015 Section 15.407(a) | 802.11n(20MHz) (Ant 0+1) | FCC 15.407(a) | PASS |
| Peak Power Spectral Density | FCC CFR Title 47 Part 15 Subpart E: 2015 Section 15.407(a) | 802.11n(40MHz) (Ant 0+1) | FCC 15.407(a) | PASS |
| Radiated Emission Band Edge | FCC CFR Title 47 Part 15 Subpart E: 2015 Section 15.205, 15.407(b) | 802.11n(40MHz) (Ant 1) | FCC 15.407(b) | PASS |
| Frequency Stability | FCC CFR Title 47 Part 15 Subpart E: 2015 Section 15.407(g) | 30°C/5785MHz | Within the band | PASS |

2.2. Test Environment

| Items | Required (IEC 68-1) | Actual |
|----------------------------|---------------------|----------|
| Temperature (°C) | 15-35 | 21 |
| Humidity (%RH) | 25-75 | 50 |
| Barometric pressure (mbar) | 860-1060 | 950-1000 |

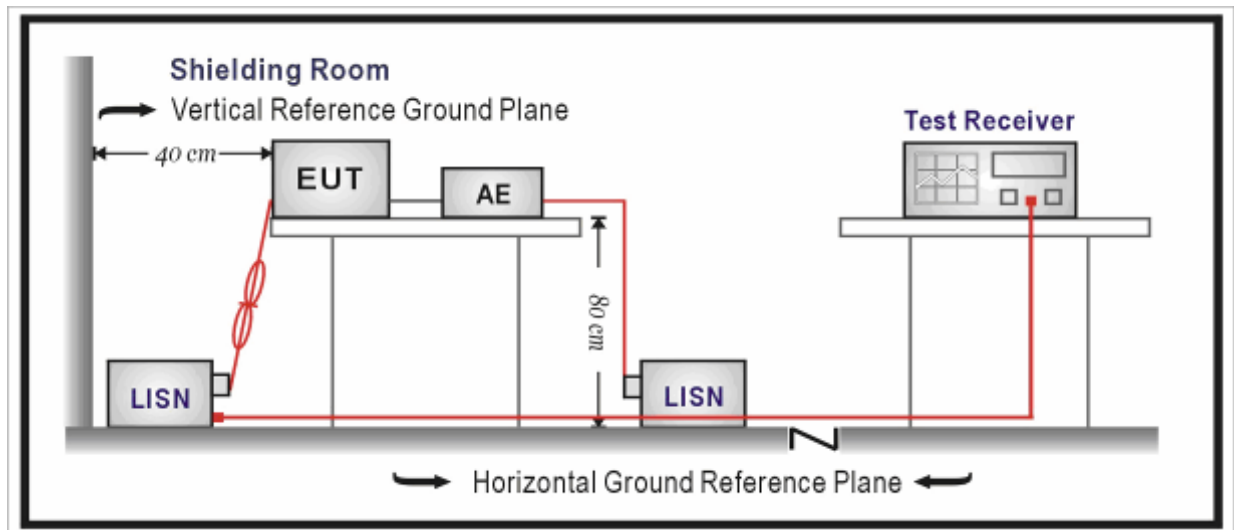
3. Conducted Emission

3.1. Test Equipment

| Conducted Emission / TR-1 | | | | | |
|----------------------------|--------------|----------|------------|------------|---------------|
| Instrument | Manufacturer | Type No. | Serial No. | Cal. Date | Cal. Due Date |
| EMI Test Receiver | R&S | ESCI | 100726 | 2015.03.29 | 2016.03.28 |
| Two-Line V-Network | R&S | ENV216 | 100043 | 2015.03.29 | 2016.03.28 |
| Two-Line V-Network | R&S | ENV216 | 100044 | 2015.09.17 | 2016.09.16 |
| 50ohm Coaxial Switch | Anritsu | MP59B | 6200464462 | 2015.03.02 | 2017.03.01 |
| 50ohm Termination | SHX | TF2 | 07081401 | 2015.09.17 | 2016.09.16 |
| Temperature/Humidity Meter | zhichen | ZC1-2 | TR1-TH | 2015.01.09 | 2017.01.04 |

Note: All equipments are calibrated with traceable calibrations. Each calibration is traceable to the national or international standards.

3.2. Test Setup



3.3. Limit

| Frequency (MHz) | QP (dB μ V) | AV (dB μ V) |
|-----------------|-----------------|-----------------|
| 0.15 - 0.50 | 66 – 56 | 56 – 46 |
| 0.50 - 5.0 | 56 | 46 |
| 5.0 - 30 | 60 | 50 |

Note 1: The lower limit shall apply at the transition frequencies.

Note 2: The limit decreases linearly with the logarithm of the frequency in the range 0.15 MHz to 0.5 MHz.

3.4. Test Procedure

| Test Method | | | |
|-------------------------------------|------------------|---------|---|
| | References Rule | Chapter | Item |
| <input checked="" type="checkbox"/> | ANSI C63.10-2013 | 6.2 | Standard test method for ac power-line conducted emissions from unlicensed wireless devices |
| <input checked="" type="checkbox"/> | ANSI C63.4-2014 | 7 | AC power-line conducted emission measurements |

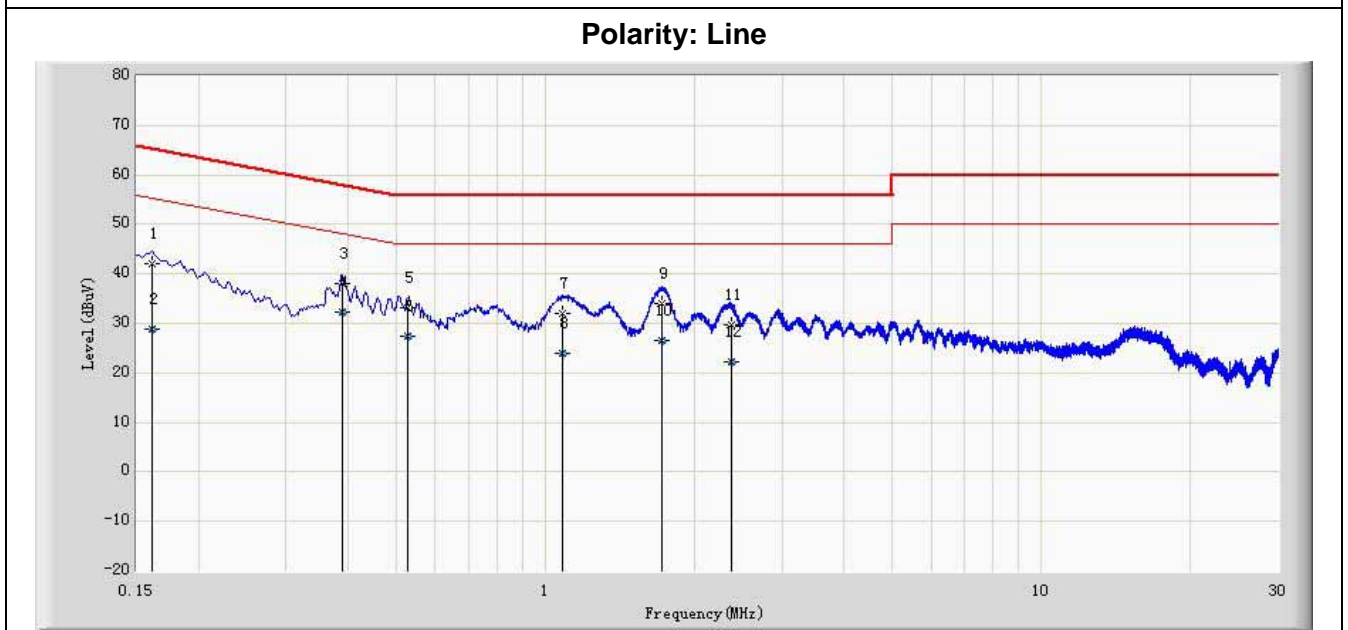
3.5. Uncertainty

The measurement uncertainty is defined as ± 2.02 dB

3.6. Test Result

| | | | |
|--------------|------------------------------------|-----------|----------------|
| Product Name | : Wireless Router Motherboard | Polarity | : Line |
| Test Item | : AC Power Line Conducted Emission | Power | : AC 120V/60Hz |
| Test Site | : TR1 | Test Mode | : Mode 1 |

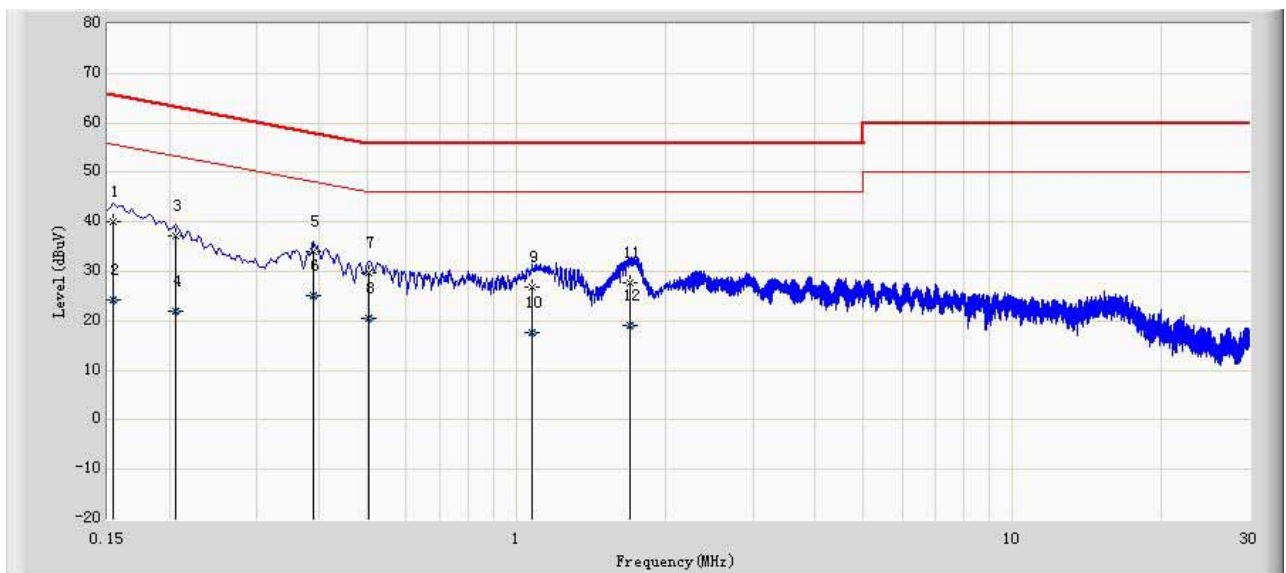
| No | Frequency (MHz) | Measure Level (dB μ V) | Reading Level (dB μ V) | Over Limit (dB) | Limit (dB μ V) | Probe (dB) | Cable (dB) | Type |
|----|-----------------|----------------------------|----------------------------|-----------------|--------------------|------------|------------|------|
| 1 | 0.161 | 42.173 | 32.327 | -23.226 | 65.399 | 9.846 | 0.200 | QP |
| 2 | 0.161 | 28.738 | 18.892 | -26.661 | 55.399 | 9.846 | 0.200 | AV |
| 3 | 0.389 | 38.008 | 28.123 | -20.087 | 58.096 | 9.886 | 0.200 | QP |
| 4 | 0.389 | 32.169 | 22.283 | -15.927 | 48.096 | 9.886 | 0.200 | AV |
| 5 | 0.528 | 33.213 | 23.313 | -22.787 | 56.000 | 9.900 | 0.200 | QP |
| 6 | 0.528 | 27.331 | 17.431 | -18.669 | 46.000 | 9.900 | 0.200 | AV |
| 7 | 1.086 | 32.023 | 22.217 | -23.977 | 56.000 | 9.806 | 0.200 | QP |
| 8 | 1.086 | 23.905 | 14.099 | -22.095 | 46.000 | 9.806 | 0.200 | AV |
| 9 | 1.718 | 33.882 | 24.091 | -22.118 | 56.000 | 9.791 | 0.200 | QP |
| 10 | 1.718 | 26.482 | 16.691 | -19.518 | 46.000 | 9.791 | 0.200 | AV |
| 11 | 2.377 | 29.672 | 19.871 | -26.328 | 56.000 | 9.801 | 0.200 | QP |
| 12 | 2.377 | 22.350 | 12.549 | -23.650 | 46.000 | 9.801 | 0.200 | AV |



| | | | |
|--------------|------------------------------------|-----------|----------------|
| Product Name | : Wireless Router Motherboard | Polarity | : Neutral |
| Test Item | : AC Power Line Conducted Emission | Power | : AC 120V/60Hz |
| Test Site | : TR1 | Test Mode | : Mode 1 |

| No | Frequency (MHz) | Measure Level (dB μ V) | Reading Level (dB μ V) | Over Limit (dB) | Limit (dB μ V) | Probe (dB) | Cable (dB) | Type |
|----|-----------------|----------------------------|----------------------------|-----------------|--------------------|------------|------------|------|
| 1 | 0.154 | 40.135 | 30.151 | -25.620 | 65.754 | 9.984 | 0.200 | QP |
| 2 | 0.154 | 24.240 | 14.256 | -31.514 | 55.754 | 9.984 | 0.200 | AV |
| 3 | 0.206 | 37.166 | 27.250 | -26.189 | 63.355 | 9.917 | 0.200 | QP |
| 4 | 0.206 | 21.887 | 11.971 | -31.468 | 53.355 | 9.917 | 0.200 | AV |
| 5 | 0.391 | 33.882 | 23.886 | -24.166 | 58.048 | 9.996 | 0.200 | QP |
| 6 | 0.391 | 25.047 | 15.051 | -23.001 | 48.048 | 9.996 | 0.200 | AV |
| 7 | 0.505 | 29.847 | 19.799 | -26.153 | 56.000 | 10.048 | 0.200 | QP |
| 8 | 0.505 | 20.583 | 10.535 | -25.417 | 46.000 | 10.048 | 0.200 | AV |
| 9 | 1.075 | 26.891 | 16.859 | -29.109 | 56.000 | 10.032 | 0.200 | QP |
| 10 | 1.075 | 17.640 | 7.608 | -28.360 | 46.000 | 10.032 | 0.200 | AV |
| 11 | 1.700 | 27.754 | 17.781 | -28.246 | 56.000 | 9.973 | 0.200 | QP |
| 12 | 1.700 | 19.070 | 9.097 | -26.930 | 46.000 | 9.973 | 0.200 | AV |

Polarity: Neutral



4. Radiated Emission

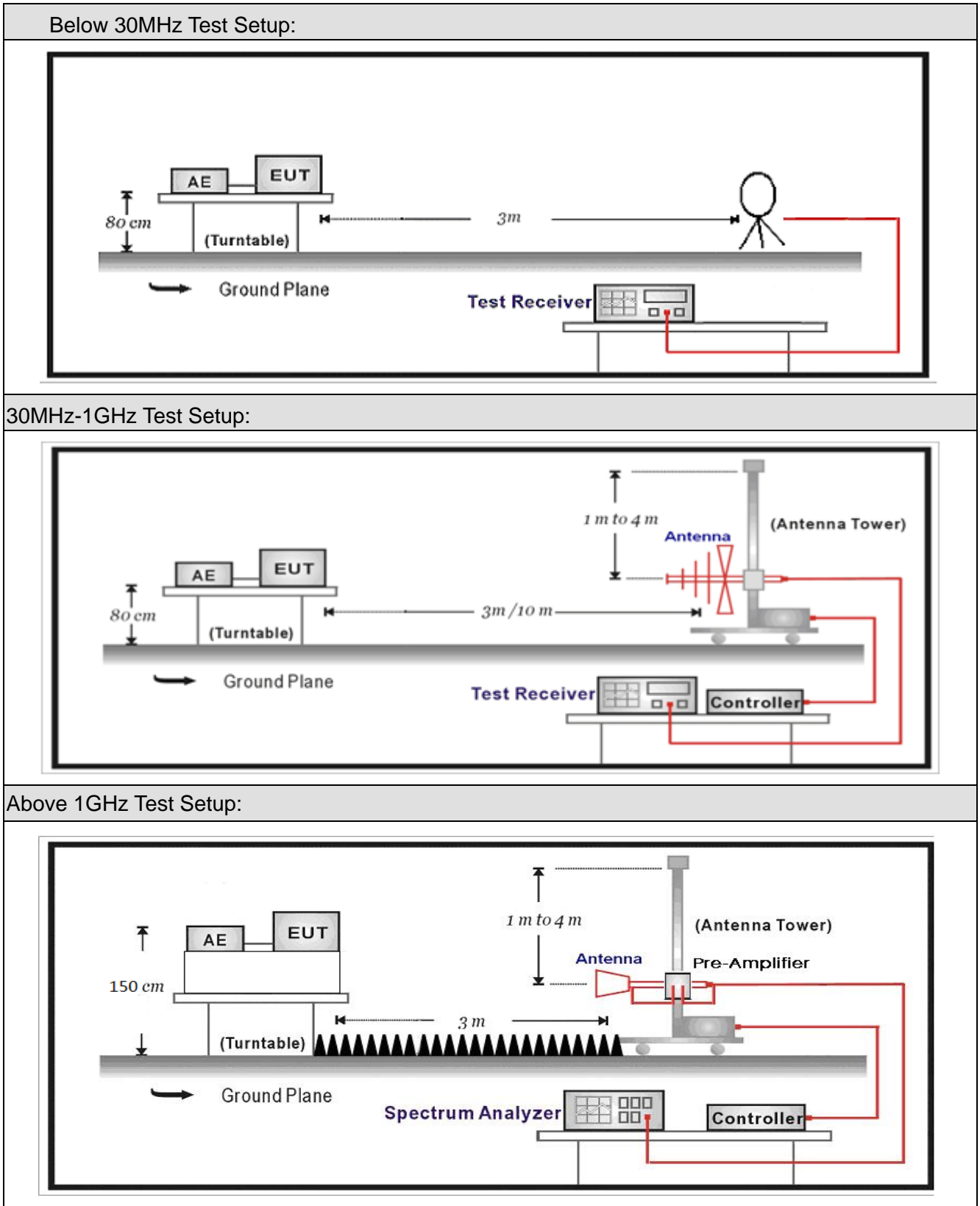
4.1. Test Equipment

| Radiated Emission / AC-2 | | | | | |
|----------------------------|--------------|--------------|------------|------------|---------------|
| Instrument | Manufacturer | Type No. | Serial No. | Cal. Date | Cal. Due Date |
| EMI Test Receiver | R&S | ESCI | 100573 | 2015.03.29 | 2016.03.28 |
| Loop Antenna | R&S | HFH2-Z2 | 833799/003 | 2015.11.18 | 2016.11.17 |
| Bilog Antenna | Teseq GmbH | CBL6112D | 27611 | 2015.10.16 | 2016.10.15 |
| Coaxial Cable | Huber+Suhner | SUCOFLEX 106 | AC2-C | 2015.03.02 | 2016.03.01 |
| Temperature/Humidity Meter | Zhichen | ZC1-2 | AC2-TH | 2015.01.09 | 2017.01.04 |

| Radiated Emission / AC-5 | | | | | |
|----------------------------|--------------|--------------|-------------|------------|---------------|
| Instrument | Manufacturer | Type No. | Serial No. | Cal. Date | Cal. Due Date |
| Spectrum Analyzer | Agilent | E4446A | MY45300103 | 2015.01.08 | 2017.01.04 |
| Preamplifier | Miteq | NSP1800-25 | 1364185 | 2015.05.06 | 2016.05.05 |
| Preamplifier | Quietek | AP-040G | CHM-0906001 | 2015.05.06 | 2016.05.05 |
| DRG Horn | ETS-Lindgren | 3117 | 00123988 | 2015.01.22 | 2017.01.21 |
| Broad-Band Horn Antenna | Schwarzbeck | BBHA9170 | 294 | 2015.11.25 | 2016.11.24 |
| Coaxial Cable | Huber+Suhner | SUCOFLEX 106 | AC5-C1 | 2015.03.02 | 2017.03.01 |
| Coaxial Cable | Huber+Suhner | SUCOFLEX 106 | AC5-C2 | 2015.03.02 | 2017.03.01 |
| Coaxial Cable | Huber+Suhner | SUCOFLEX 102 | AC5-C3 | 2015.03.02 | 2017.03.01 |
| EMI Receiver | Agilent | N9038A | MY51210196 | 2015.06.10 | 2016.06.09 |
| Temperature/Humidity Meter | Zhichen | ZC1-2 | AC5-TH | 2015.01.09 | 2017.01.04 |

Note: All equipments are calibrated with traceable calibrations. Each calibration is traceable to the national or international standards.

4.2. Test Setup



4.3. Limit

| FCC Part 15 Subpart C Paragraph 15.209 (Restricted Band Emissions Limit) | | |
|---|--------------|----------------------|
| Frequency (MHz) | Distance (m) | Level (dB μ V/m) |
| 0.009-0.490 | 300 | 2400/F(kHz) |
| 0.490-1.705 | 30 | 24000/F(kHz) |
| 1.705-30.0 | 30 | 30 |
| 30-88 | 3 | 100** |
| 88-216 | 3 | 150** |
| 216-960 | 3 | 200** |
| Above 960 | 3 | 500 |

Note 1: At frequencies below 30 MHz, measurements may be performed at a distance closer than that specified in the regulations; however, an attempt should be made to avoid making measurements in the near field. Pending the development of an appropriate measurement procedure for measurements performed below 30 MHz, when performing measurements at a closer distance than specified, the results shall be extrapolated to the specified distance by either making measurements at a minimum of two distances on at least one radial to determine the proper extrapolation factor or by using the square of an inverse linear distance extrapolation factor (40 dB/decade).

Note 2: At frequencies at or above 30 MHz, measurements may be performed at a distance other than what is specified provided: measurements are not made in the near field except where it can be shown that near field measurements are appropriate due to the characteristics of the device; and it can be demonstrated that the signal levels needed to be measured at the distance employed can be detected by the measurement equipment. Measurements shall not be performed at a distance greater than 30 meters unless it can be further demonstrated that measurements at a distance of 30 meters or less are impractical. When performing measurements at a distance other than that specified, the results shall be extrapolated to the specified distance using an extrapolation factor of 20 dB/decade (inverse linear-distance for field strength measurements; inverse-linear-distance-squared for power density measurements).

| FCC Part 15 Subpart C Paragraph 15.205 (Restricted Band) | | | |
|---|-----------------------|-----------------|-----------------|
| Frequency (MHz) | Frequency (MHz) | Frequency (MHz) | Frequency (GHz) |
| 0.090 – 0.110 | 16.42 – 16.423 | 399.9 – 410 | 4.5 – 5.15 |
| 0.495 – 0.505 | 16.69475 – 16.69525 | 608 – 614 | 5.35 – 5.46 |
| 2.1735 – 2.1905 | 16.80425 – 16.80475 | 960 – 1240 | 7.25 – 7.75 |
| 4.125 – 4.128 | 25.5 – 25.67 | 1300 – 1427 | 8.025 – 8.5 |
| 4.17725 – 4.17775 | 37.5 – 38.25 | 1435 – 1626.5 | 9.0 – 9.2 |
| 4.20725 – 4.20775 | 73 – 74.6 | 1645.5 – 1646.5 | 9.3 – 9.5 |
| 6.215 – 6.218 | 74.8 – 75.2 | 1660 – 1710 | 10.6 – 12.7 |
| 6.26775 – 6.26825 | 108 – 121.94 | 1718.8 – 1722.2 | 13.25 – 13.4 |
| 6.31175 – 6.31225 | 123 – 138 | 2200 – 2300 | 14.47 – 14.5 |
| 8.291 – 8.294 | 149.9 – 150.05 | 2310 – 2390 | 15.35 – 16.2 |
| 8.362 – 8.366 | 156.52475 – 156.52525 | 2483.5 – 2500 | 17.7 – 21.4 |
| 8.37625 – 8.38675 | 156.7 – 156.9 | 2690 – 2900 | 22.01 – 23.12 |
| 8.81425 – 8.81475 | 162.0125 – 167.17 | 3260 – 3267 | 23.6 – 24.0 |
| 12.29 – 12.293 | 167.72 – 173.2 | 3332 – 3339 | 31.2 – 31.8 |
| 12.51975 – 12.52025 | 240 – 285 | 3345.8 – 3358 | 36.43 – 36.5 |
| 12.57675 – 12.57725 | 322 – 335.4 | 3600 – 4400 | |
| 13.36 – 13.41 | | | |

| FCC Part 15 Subpart C Paragraph 15.407(5)(b) (Unrestricted Band Emissions Limit) | | |
|---|----------------------|--|
| Operating Frequency Band (MHz) | EIRP Limit (dBm/MHz) | Equivalent Field Strength at 3m (dB μ V/m) |
| 5150 - 5250 | -27 | 68.3 |
| 5250 - 5350 | -27 | 68.3 |
| 5470 - 5725 | -27 | 68.3 |
| 5725 - 5825 | -27 [Note(1)] | 68.3 |
| | -17 [Note(2)] | 78.3 |
| <p>Note1: Outside the frequency range 5715 - 5835MHz.</p> <p>Note2: Within the frequency range from the band edge to 10MHz below or above the band edge, 5715 – 5725MHz and 5825 - 5835MHz.</p> | | |


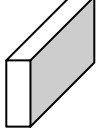

4.4. Test Procedure

| Test Method | | | |
|-------------------------------------|---|----------|--|
| | References Rule | Chapter | Description |
| <input type="checkbox"/> | ANSI C63.10 | 12.7.3 | Emissions in non-restricted frequency bands |
| <input type="checkbox"/> | ANSI C63.10 | 12.7.2 | Emissions in restricted frequency bands |
| <input checked="" type="checkbox"/> | ANSI C63.10 | 12.7.5 | Radiated emission measurements |
| <input checked="" type="checkbox"/> | ANSI C63.10 | 12.7.6 | Procedure for peak unwanted emissions measurements above 1000 MHz |
| <input checked="" type="checkbox"/> | ANSI C63.10 | 12.7.7 | Procedures for average unwanted emissions measurements above 1000 MHz |
| | <input type="checkbox"/> ANSI C63.10 | 12.7.7.2 | Method AD (average detection)—primary method |
| | <input checked="" type="checkbox"/> ANSI C63.10 | 12.7.7.3 | Method VB-A (Alternative) |
| <input checked="" type="checkbox"/> | ANSI C63.10 | 6.4 | Radiated emissions from unlicensed wireless devices below 30 MHz |
| <input checked="" type="checkbox"/> | ANSI C63.10 | 6.5 | Radiated emissions from unlicensed wireless devices in the frequency range of 30 MHz to 1000 MHz |
| <input checked="" type="checkbox"/> | ANSI C63.10 | 6.6 | Radiated emissions from unlicensed wireless devices above 1 GHz |
| <input type="checkbox"/> | FCC KDB 789033 D02v01 | G.2 | Unwanted Emissions that fall Outside of the Restricted Bands |
| <input type="checkbox"/> | FCC KDB 789033 D02v01 | G.1 | Unwanted Emissions in the Restricted Bands |
| | <input type="checkbox"/> FCC KDB 789033 D02v01 | G.4 | Procedure for Unwanted Emissions Measurements below 1000 MHz |
| | <input type="checkbox"/> FCC KDB 789033 D02v01 | G.5 | Procedure for Unwanted Maximum Emissions Measurements above 1000 MHz |
| | <input type="checkbox"/> FCC KDB 789033 D02v01 | G.6 | Procedures for Average Unwanted Emissions Measurements above 1000 MHz |
| | <input type="checkbox"/> FCC KDB 789033 D02v01 | G.6.c | Method AD (Average detection)—primary method |
| | <input checked="" type="checkbox"/> FCC KDB 789033 D02v01 | G.6.d | Method VB (Averaging using reduced video bandwidth): Alternative method. |

4.5. Uncertainty

The measurement uncertainty above 1GHz is defined as ± 3.9 dB
 below 1GHz is defined as ± 3.8 dB

4.6. EUT test Axis definition

| Item | Radiated Emissions | | |
|-----------------|--|---|--|
| Device Category | <input checked="" type="checkbox"/> | Fixed position use | |
| | <input type="checkbox"/> | Mobile position use | |
| Test mode | Mode 1, Mode 2, Mode 3 | | |
| Axis | X Axis | Y Axis | Z Axis |
| |  |  |  |
| Worst Axis | Worst Axis <input checked="" type="checkbox"/> | Worst Axis <input type="checkbox"/> | Worst Axis <input type="checkbox"/> |

4.7. Test Result

| Mode1: Transmit by 802.11a | | | | | | | | | |
|----------------------------|-----|---------|-----------------|------------------------|-------------|------------------------|----------------|-------------|----------|
| Chain | CH | Antenna | Frequency (MHz) | Reading Level (dBμV/m) | Factor (dB) | Measure Level (dBμV/m) | Limit (dBμV/m) | Margin (dB) | Detector |
| Ant 0 | 36 | H | 10360.0 | 26.8 | 15.4 | 42.2 | 54(Note3) | -11.8 | PK |
| | | V | 10360.0 | 29.7 | 15.4 | 45.1 | 54(Note3) | -8.9 | PK |
| | | H | 15540.0 | 16.9 | 22.4 | 39.2 | 54(Note3) | -14.8 | PK |
| | | V | 15540.0 | 16.9 | 22.4 | 39.2 | 54(Note3) | -14.8 | PK |
| | 40 | H | 10400.0 | 26.9 | 16.4 | 43.3 | 54(Note3) | -10.7 | PK |
| | | V | 10400.0 | 29.5 | 16.4 | 45.9 | 54(Note3) | -8.1 | PK |
| | | H | 15600.0 | 19.9 | 24.1 | 44.0 | 54(Note3) | -10.0 | PK |
| | | V | 15600.0 | 20.1 | 24.1 | 44.2 | 54(Note3) | -9.8 | PK |
| | 48 | H | 10480.0 | 26.7 | 15.5 | 42.2 | 54(Note3) | -11.8 | PK |
| | | V | 10480.0 | 28.4 | 15.5 | 43.9 | 54(Note3) | -10.1 | PK |
| | | H | 15720.0 | 19.0 | 23.1 | 42.1 | 54(Note3) | -11.9 | PK |
| | | V | 15720.0 | 19.0 | 23.1 | 42.1 | 54(Note3) | -11.9 | PK |
| | 149 | H | 11490.0 | 27.4 | 19.1 | 46.5 | 54(Note3) | -7.5 | PK |
| | | V | 11490.0 | 29.8 | 19.1 | 48.8 | 54(Note3) | -5.2 | PK |
| | | H | 17235.0 | 22.5 | 24.2 | 46.8 | 54(Note3) | -7.2 | PK |
| | | V | 17235.0 | 22.5 | 24.2 | 46.8 | 54(Note3) | -7.2 | PK |
| | 157 | H | 11565.5 | 31.5 | 18.5 | 50.0 | 54(Note3) | -4.0 | PK |
| | | V | 11565.5 | 36.1 | 18.5 | 54.6 | 74 | -19.4 | AV |
| | | V | 11565.5 | 24.8 | 18.5 | 43.3 | 54 | -10.7 | PK |
| | | H | 17355.0 | 21.0 | 24.3 | 45.3 | 54(Note3) | -8.7 | PK |
| | | V | 17355.0 | 22.5 | 24.3 | 46.8 | 54(Note3) | -7.2 | PK |
| | 165 | H | 11650.0 | 27.3 | 19.2 | 46.6 | 54(Note3) | -7.4 | PK |
| | | V | 11642.0 | 31.7 | 19.5 | 51.2 | 54(Note3) | -2.8 | PK |
| | | H | 17475.0 | 21.6 | 24.2 | 45.8 | 54(Note3) | -8.2 | PK |
| | | V | 17475.0 | 23.2 | 24.2 | 47.4 | 54(Note3) | -6.6 | PK |

1. Measure Level = Reading Level + Factor.
2. The test frequency range, 9kHz~30MHz, 18GHz~40GHz, both of the worst case are at least 6dB below the limits, therefore no data appear in the report.
3. This limit applies for using average detector, if the test result on peak is lower than average limit, then average measurement needn't be performed.
4. VBW set up, please refer to clause 1.5

| Mode1: Transmit by 802.11a | | | | | | | | | |
|----------------------------|-----|---------|-----------------|------------------------|-------------|------------------------|----------------|-------------|----------|
| Chain | CH | Antenna | Frequency (MHz) | Reading Level (dBµV/m) | Factor (dB) | Measure Level (dBµV/m) | Limit (dBµV/m) | Margin (dB) | Detector |
| Ant 1 | 36 | H | 10360.0 | 27.3 | 15.4 | 42.7 | 54(Note3) | -11.3 | PK |
| | | V | 10360.0 | 28.5 | 15.4 | 44.0 | 54(Note3) | -10.0 | PK |
| | | H | 15540.0 | 16.2 | 22.4 | 38.6 | 54(Note3) | -15.4 | PK |
| | | V | 15540.0 | 18.1 | 22.4 | 40.5 | 54(Note3) | -13.5 | PK |
| | 40 | H | 10400.0 | 26.0 | 16.4 | 42.4 | 54(Note3) | -11.6 | PK |
| | | V | 10400.0 | 26.2 | 16.4 | 42.5 | 54(Note3) | -11.5 | PK |
| | | H | 15600.0 | 20.3 | 24.1 | 44.4 | 54(Note3) | -9.6 | PK |
| | | V | 15600.0 | 20.4 | 24.1 | 44.5 | 54(Note3) | -9.5 | PK |
| | 48 | H | 10480.0 | 26.7 | 15.5 | 42.2 | 54(Note3) | -11.8 | PK |
| | | V | 10480.0 | 27.2 | 15.5 | 42.7 | 54(Note3) | -11.3 | PK |
| | | H | 15720.0 | 18.8 | 23.1 | 41.9 | 54(Note3) | -12.1 | PK |
| | | V | 15720.0 | 19.4 | 23.1 | 42.4 | 54(Note3) | -11.6 | PK |
| | 149 | H | 11490.0 | 31.4 | 19.1 | 50.5 | 54(Note3) | -3.5 | PK |
| | | V | 11490.0 | 35.3 | 19.1 | 54.4 | 74 | -17.6 | PK |
| | | V | 11490.0 | 27.6 | 19.1 | 46.7 | 54 | -7.3 | AV |
| | | H | 17235.0 | 20.8 | 24.2 | 45.0 | 54(Note3) | -9.0 | PK |
| | | V | 17235.0 | 22.1 | 24.2 | 46.3 | 54(Note3) | -7.7 | PK |
| | 157 | H | 11570.0 | 32.3 | 18.4 | 50.7 | 54(Note3) | -3.3 | PK |
| | | V | 11570.0 | 33.4 | 18.4 | 51.8 | 54(Note3) | -2.2 | PK |
| | | H | 17355.0 | 20.6 | 24.3 | 44.9 | 54(Note3) | -9.1 | PK |
| | | V | 17355.0 | 20.7 | 24.3 | 45.0 | 54(Note3) | -9.0 | PK |
| | 165 | H | 11570.0 | 25.9 | 18.4 | 44.3 | 54(Note3) | -9.7 | PK |
| | | V | 11570.0 | 26.3 | 18.4 | 44.7 | 54(Note3) | -9.3 | PK |
| | | H | 17355.0 | 20.2 | 24.3 | 44.5 | 54(Note3) | -9.5 | PK |
| | | V | 17355.0 | 21.4 | 24.3 | 45.7 | 54(Note3) | -8.3 | PK |

1. Measure Level = Reading Level + Factor.
2. The test frequency range, 9kHz~30MHz, 18GHz~40GHz, both of the worst case are at least 6dB below the limits, therefore no data appear in the report.
3. This limit applies for using average detector, if the test result on peak is lower than average limit, then average measurement needn't be performed.
- 4.VBW set up, please refer to clause 1.5

| Mode1: Transmit by 802.11a | | | | | | | | | |
|----------------------------|-----|---------|-----------------|------------------------|-------------|------------------------|----------------|-------------|----------|
| Chain | CH | Antenna | Frequency (MHz) | Reading Level (dBμV/m) | Factor (dB) | Measure Level (dBμV/m) | Limit (dBμV/m) | Margin (dB) | Detector |
| Ant 0+1 | 36 | H | 10360.0 | 30.3 | 15.4 | 45.7 | 54(Note3) | -8.3 | PK |
| | | V | 10360.0 | 30.3 | 15.4 | 45.7 | 54(Note3) | -8.3 | PK |
| | | H | 15540.0 | 13.3 | 22.4 | 35.7 | 54(Note3) | -18.3 | PK |
| | | V | 15540.0 | 13.7 | 22.4 | 36.0 | 54(Note3) | -18.0 | PK |
| | 40 | H | 10400.0 | 27.5 | 16.4 | 43.8 | 54(Note3) | -10.2 | PK |
| | | V | 10400.0 | 28.6 | 16.4 | 45.0 | 54(Note3) | -9.0 | PK |
| | | H | 15600.0 | 14.9 | 24.1 | 39.0 | 54(Note3) | -15.0 | PK |
| | | V | 15600.0 | 15.1 | 24.1 | 39.2 | 54(Note3) | -14.8 | PK |
| | 48 | H | 10480.0 | 27.9 | 15.5 | 43.4 | 54(Note3) | -10.6 | PK |
| | | V | 10480.0 | 28.7 | 15.5 | 44.2 | 54(Note3) | -9.8 | PK |
| | | H | 15720.0 | 17.3 | 23.1 | 40.4 | 54(Note3) | -13.6 | PK |
| | | V | 15720.0 | 17.3 | 23.1 | 40.4 | 54(Note3) | -13.6 | PK |
| | 149 | H | 11489.0 | 30.9 | 19.1 | 50.0 | 54(Note3) | -4.0 | PK |
| | | V | 11489.0 | 31.3 | 19.1 | 50.5 | 54(Note3) | -3.5 | PK |
| | | H | 17235.0 | 22.0 | 24.2 | 46.3 | 54(Note3) | -7.7 | PK |
| | | V | 17235.0 | 22.7 | 24.2 | 46.9 | 54(Note3) | -7.1 | PK |
| | 157 | H | 11565.5 | 29.5 | 18.5 | 48.0 | 54(Note3) | -6.0 | PK |
| | | V | 11565.5 | 35.4 | 18.5 | 53.9 | 54(Note3) | -0.1 | PK |
| | | H | 17355.0 | 16.3 | 24.3 | 40.6 | 54(Note3) | -13.4 | PK |
| | | V | 17355.0 | 16.9 | 24.3 | 41.2 | 54(Note3) | -12.8 | PK |
| | 165 | H | 11650.5 | 27.7 | 19.2 | 46.9 | 54(Note3) | -7.1 | PK |
| | | V | 11650.5 | 31.5 | 19.2 | 50.7 | 54(Note3) | -3.3 | PK |
| | | H | 17475.0 | 21.2 | 24.2 | 45.4 | 54(Note3) | -8.6 | PK |
| | | V | 17475.0 | 24.4 | 24.2 | 48.6 | 54(Note3) | -5.4 | PK |

1. Measure Level = Reading Level + Factor.
2. The test frequency range, 9kHz~30MHz, 18GHz~40GHz, both of the worst case are at least 6dB below the limits, therefore no data appear in the report.
3. This limit applies for using average detector, if the test result on peak is lower than average limit, then average measurement needn't be performed.
- 4.VBW set up, please refer to clause 1.5

| Mode 2: Transmit by 802.11n (20MHz) | | | | | | | | | |
|-------------------------------------|-----|---------|-----------------|------------------------|-------------|------------------------|----------------|-------------|----------|
| Chain | CH | Antenna | Frequency (MHz) | Reading Level (dBμV/m) | Factor (dB) | Measure Level (dBμV/m) | Limit (dBμV/m) | Margin (dB) | Detector |
| Ant 0 | 36 | H | 10360.0 | 26.9 | 15.4 | 42.3 | 54(Note3) | -11.7 | PK |
| | | V | 10360.0 | 29.7 | 15.4 | 45.1 | 54(Note3) | -8.9 | PK |
| | | H | 15540.0 | 17.5 | 22.4 | 39.9 | 54(Note3) | -14.1 | PK |
| | | V | 15540.0 | 17.5 | 22.4 | 39.9 | 54(Note3) | -14.1 | PK |
| | 40 | H | 10400.0 | 26.0 | 16.4 | 42.4 | 54(Note3) | -11.6 | PK |
| | | V | 10400.0 | 28.2 | 16.4 | 44.6 | 54(Note3) | -9.4 | PK |
| | | H | 15600.0 | 18.9 | 24.1 | 43.0 | 54(Note3) | -11.0 | PK |
| | | V | 15600.0 | 19.5 | 24.1 | 43.6 | 54(Note3) | -10.4 | PK |
| | 48 | H | 10480.0 | 28.5 | 15.5 | 44.0 | 54(Note3) | -10.0 | PK |
| | | V | 10480.0 | 29.8 | 15.5 | 45.3 | 54(Note3) | -8.7 | PK |
| | | H | 15720.0 | 19.1 | 23.1 | 42.1 | 54(Note3) | -11.9 | PK |
| | | V | 15720.0 | 20.0 | 23.1 | 43.1 | 54(Note3) | -10.9 | PK |
| | 149 | H | 11490.0 | 28.3 | 19.1 | 47.3 | 54(Note3) | -6.7 | PK |
| | | V | 11490.0 | 31.1 | 19.1 | 50.1 | 54(Note3) | -3.9 | PK |
| | | H | 17235.0 | 21.8 | 24.2 | 46.0 | 54(Note3) | -8.0 | PK |
| | | V | 17235.0 | 21.8 | 24.2 | 46.0 | 54(Note3) | -8.0 | PK |
| | 157 | H | 11570.0 | 30.8 | 18.4 | 49.2 | 54(Note3) | -4.8 | PK |
| | | V | 11570.0 | 35.2 | 18.4 | 53.6 | 54(Note3) | -0.4 | PK |
| | | H | 17355.0 | 21.4 | 24.3 | 45.6 | 54(Note3) | -8.4 | PK |
| | | V | 17355.0 | 21.8 | 24.3 | 46.1 | 54(Note3) | -7.9 | PK |
| | 165 | H | 11650.0 | 29.0 | 19.2 | 48.2 | 54(Note3) | -5.8 | PK |
| | | V | 11650.0 | 32.0 | 19.2 | 51.3 | 54(Note3) | -2.7 | PK |
| | | H | 17475.0 | 21.9 | 24.2 | 46.2 | 54(Note3) | -7.8 | PK |
| | | V | 17475.0 | 24.4 | 24.2 | 48.6 | 54(Note3) | -5.4 | PK |

1. Measure Level = Reading Level + Factor.
2. The test frequency range, 9kHz~30MHz, 18GHz~40GHz, both of the worst case are at least 6dB below the limits, therefore no data appear in the report.
3. This limit applies for using average detector, if the test result on peak is lower than average limit, then average measurement needn't be performed.
- 4.VBW set up, please refer to clause 1.5

| Mode 2: Transmit by 802.11n (20MHz) | | | | | | | | | |
|-------------------------------------|-----|---------|-----------------|------------------------|-------------|------------------------|----------------|-------------|----------|
| Chain | CH | Antenna | Frequency (MHz) | Reading Level (dBμV/m) | Factor (dB) | Measure Level (dBμV/m) | Limit (dBμV/m) | Margin (dB) | Detector |
| Ant 1 | 36 | H | 10360.0 | 26.6 | 15.4 | 42.0 | 54(Note3) | -12.0 | PK |
| | | V | 10360.0 | 29.4 | 15.4 | 44.8 | 54(Note3) | -9.2 | PK |
| | | H | 15540.0 | 16.6 | 22.4 | 39.0 | 54(Note3) | -15.0 | PK |
| | | V | 15540.0 | 17.4 | 22.4 | 39.8 | 54(Note3) | -14.2 | PK |
| | 40 | H | 10400.0 | 26.6 | 16.4 | 43.0 | 54(Note3) | -11.0 | PK |
| | | V | 10400.0 | 27.3 | 16.4 | 43.6 | 54(Note3) | -10.4 | PK |
| | | H | 15600.0 | 19.4 | 24.1 | 43.5 | 54(Note3) | -10.5 | PK |
| | | V | 15600.0 | 20.5 | 24.1 | 44.6 | 54(Note3) | -9.4 | PK |
| | 48 | H | 10480.0 | 26.7 | 15.5 | 42.2 | 54(Note3) | -11.8 | PK |
| | | V | 10480.0 | 27.1 | 15.5 | 42.6 | 54(Note3) | -11.4 | PK |
| | | H | 15720.0 | 18.7 | 23.1 | 41.8 | 54(Note3) | -12.2 | PK |
| | | V | 15720.0 | 19.4 | 23.1 | 42.5 | 54(Note3) | -11.5 | PK |
| | 149 | H | 11490.0 | 32.1 | 19.1 | 51.2 | 54(Note3) | -2.8 | PK |
| | | V | 11490.0 | 33.8 | 19.1 | 52.9 | 54(Note3) | -1.1 | PK |
| | | H | 17235.0 | 21.5 | 24.2 | 45.7 | 54(Note3) | -8.3 | PK |
| | | V | 17235.0 | 21.8 | 24.2 | 46.0 | 54(Note3) | -8.0 | PK |
| | 157 | H | 11570.0 | 33.6 | 18.4 | 52.0 | 54(Note3) | -2.0 | PK |
| | | V | 11570.0 | 35.8 | 18.4 | 54.2 | 74 | -19.8 | AV |
| | | V | 11570.0 | 29.4 | 18.4 | 47.8 | 54 | -6.2 | PK |
| | | H | 17355.0 | 20.5 | 24.3 | 44.8 | 54(Note3) | -9.2 | PK |
| | | V | 17355.0 | 22.3 | 24.3 | 46.6 | 54(Note3) | -7.4 | PK |
| | | H | 17355.0 | 22.3 | 24.3 | 46.6 | 54(Note3) | -7.4 | PK |
| | 165 | H | 11650.0 | 30.9 | 19.2 | 50.1 | 54(Note3) | -3.9 | PK |
| | | V | 11650.0 | 31.5 | 19.2 | 50.7 | 54(Note3) | -3.3 | PK |
| | | H | 17475.0 | 22.5 | 24.2 | 46.8 | 54(Note3) | -7.2 | PK |
| | | V | 17475.0 | 22.5 | 24.2 | 46.8 | 54(Note3) | -7.2 | PK |

1. Measure Level = Reading Level + Factor.
2. The test frequency range, 9kHz~30MHz, 18GHz~40GHz, both of the worst case are at least 6dB below the limits, therefore no data appear in the report.
3. This limit applies for using average detector, if the test result on peak is lower than average limit, then average measurement needn't be performed.
4. VBW set up, please refer to clause 1.5

| Mode 2: Transmit by 802.11n (20MHz) | | | | | | | | | |
|-------------------------------------|-----|---------|-----------------|------------------------|-------------|------------------------|----------------|-------------|----------|
| Chain | CH | Antenna | Frequency (MHz) | Reading Level (dBμV/m) | Factor (dB) | Measure Level (dBμV/m) | Limit (dBμV/m) | Margin (dB) | Detector |
| Ant 0+1 | 36 | H | 10360.0 | 27.8 | 15.4 | 43.2 | 54(Note3) | -10.8 | PK |
| | | V | 10360.0 | 28.7 | 15.4 | 44.2 | 54(Note3) | -9.8 | PK |
| | | H | 15540.0 | 13.1 | 22.4 | 35.5 | 54(Note3) | -18.5 | PK |
| | | V | 15540.0 | 13.5 | 22.4 | 35.9 | 54(Note3) | -18.1 | PK |
| | 40 | H | 10400.0 | 27.2 | 16.4 | 43.6 | 54(Note3) | -10.4 | PK |
| | | V | 10400.0 | 29.2 | 16.4 | 45.6 | 54(Note3) | -8.4 | PK |
| | | H | 15600.0 | 15.2 | 24.1 | 39.3 | 54(Note3) | -14.7 | PK |
| | | V | 15600.0 | 15.3 | 24.1 | 39.4 | 54(Note3) | -14.6 | PK |
| | 48 | H | 10480.0 | 27.3 | 15.5 | 42.9 | 54(Note3) | -11.1 | PK |
| | | V | 10480.0 | 29.5 | 15.5 | 45.0 | 54(Note3) | -9.0 | PK |
| | | H | 15720.0 | 17.1 | 23.1 | 40.2 | 54(Note3) | -13.8 | PK |
| | | V | 15720.0 | 17.1 | 23.1 | 40.2 | 54(Note3) | -13.8 | PK |
| | 149 | H | 11489.0 | 33.1 | 19.1 | 52.2 | 54(Note3) | -1.8 | PK |
| | | V | 11489.0 | 33.1 | 19.1 | 52.2 | 54(Note3) | -1.8 | PK |
| | | H | 17235.0 | 23.1 | 24.2 | 47.4 | 54(Note3) | -6.7 | PK |
| | | V | 17235.0 | 23.1 | 24.2 | 47.4 | 54(Note3) | -6.7 | PK |
| | 157 | H | 11565.5 | 34.0 | 18.5 | 52.5 | 54(Note3) | -1.5 | PK |
| | | V | 11565.5 | 34.0 | 18.5 | 52.5 | 54(Note3) | -1.5 | PK |
| | | H | 17355.0 | 17.3 | 24.3 | 41.5 | 54(Note3) | -12.5 | PK |
| | | V | 17355.0 | 17.3 | 24.3 | 41.5 | 54(Note3) | -12.5 | PK |
| | 165 | H | 11642.0 | 30.2 | 19.5 | 49.7 | 54(Note3) | -4.3 | PK |
| | | V | 11642.0 | 34.7 | 19.5 | 54.2 | 74 | -19.8 | PK |
| | | V | 11642.0 | 23.8 | 19.5 | 43.3 | 54 | -10.5 | AV |
| | | H | 17475.0 | 22.3 | 24.2 | 46.5 | 54(Note3) | -7.5 | PK |
| V | | 17475.0 | 23.7 | 24.2 | 48.0 | 54(Note3) | -6.0 | PK | |

1. Measure Level = Reading Level + Factor.
2. The test frequency range, 9kHz~30MHz, 18GHz~40GHz, both of the worst case are at least 6dB below the limits, therefore no data appear in the report.
3. This limit applies for using average detector, if the test result on peak is lower than average limit, then average measurement needn't be performed.
4. VBW set up, please refer to clause 1.5

| Mode3: Transmit by 802.11n(40MHz) | | | | | | | | | |
|-----------------------------------|-----|---------|-----------------|------------------------|-------------|------------------------|----------------|-------------|----------|
| Chain | CH | Antenna | Frequency (MHz) | Reading Level (dBμV/m) | Factor (dB) | Measure Level (dBμV/m) | Limit (dBμV/m) | Margin (dB) | Detector |
| Ant 0 | 38 | H | 10380.0 | 26.5 | 15.9 | 42.4 | 54(Note3) | -11.6 | PK |
| | | V | 10380.0 | 27.6 | 15.9 | 43.5 | 54(Note3) | -10.6 | PK |
| | | H | 15570.0 | 16.2 | 22.5 | 38.7 | 54(Note3) | -15.3 | PK |
| | | V | 15570.0 | 16.2 | 22.5 | 38.7 | 54(Note3) | -15.3 | PK |
| | 46 | H | 10460.0 | 27.4 | 15.5 | 42.9 | 54(Note3) | -11.1 | PK |
| | | V | 10460.0 | 29.7 | 15.5 | 45.2 | 54(Note3) | -8.8 | PK |
| | | H | 15690.0 | 19.3 | 22.1 | 41.3 | 54(Note3) | -12.7 | PK |
| | | V | 15690.0 | 20.5 | 22.1 | 42.5 | 54(Note3) | -11.5 | PK |
| | 151 | H | 11510.0 | 25.2 | 18.3 | 43.5 | 54(Note3) | -10.5 | PK |
| | | V | 11510.0 | 25.2 | 18.3 | 43.5 | 54(Note3) | -10.5 | PK |
| | | H | 17265.0 | 22.9 | 24.4 | 47.3 | 54(Note3) | -6.7 | PK |
| | | V | 17265.0 | 23.2 | 24.4 | 47.6 | 54(Note3) | -6.4 | PK |
| | 159 | H | 11590.0 | 26.4 | 17.7 | 44.1 | 54(Note3) | -9.9 | PK |
| | | V | 11590.0 | 26.6 | 17.7 | 44.3 | 54(Note3) | -9.7 | PK |
| | | H | 17385.0 | 21.5 | 26.4 | 47.9 | 54(Note3) | -6.1 | PK |
| | | V | 17385.0 | 21.9 | 26.4 | 48.3 | 54(Note3) | -5.7 | PK |

1. Measure Level = Reading Level + Factor.
2. The test frequency range, 9kHz~30MHz, 18GHz~40GHz, both of the worst case are at least 6dB below the limits, therefore no data appear in the report.
3. This limit applies for using average detector, if the test result on peak is lower than average limit, then average measurement needn't be performed.
- 4.VBW set up, please refer to clause 1.5

| Mode3: Transmit by 802.11n(40MHz) | | | | | | | | | |
|-----------------------------------|-----|---------|-----------------|------------------------|-------------|------------------------|----------------|-------------|----------|
| Chain | CH | Antenna | Frequency (MHz) | Reading Level (dBμV/m) | Factor (dB) | Measure Level (dBμV/m) | Limit (dBμV/m) | Margin (dB) | Detector |
| Ant 1 | 38 | H | 10380.0 | 26.5 | 15.9 | 42.3 | 54(Note3) | -11.7 | PK |
| | | V | 10380.0 | 27.0 | 15.9 | 42.9 | 54(Note3) | -11.1 | PK |
| | | H | 15570.0 | 17.1 | 22.5 | 39.5 | 54(Note3) | -14.5 | PK |
| | | V | 15570.0 | 17.3 | 22.5 | 39.8 | 54(Note3) | -14.2 | PK |
| | 46 | H | 10460.0 | 27.4 | 15.5 | 42.8 | 54(Note3) | -11.2 | PK |
| | | V | 10460.0 | 27.6 | 15.5 | 43.1 | 54(Note3) | -10.9 | PK |
| | | H | 15690.0 | 19.2 | 22.1 | 41.2 | 54(Note3) | -12.8 | PK |
| | | V | 15690.0 | 19.3 | 22.1 | 41.3 | 54(Note3) | -12.7 | PK |
| | 151 | H | 11510.0 | 33.1 | 18.3 | 51.4 | 54(Note3) | -2.6 | PK |
| | | V | 11510.0 | 35.3 | 18.3 | 53.6 | 54(Note3) | -0.4 | PK |
| | | H | 17265.0 | 22.2 | 24.4 | 46.6 | 54(Note3) | -7.4 | PK |
| | | V | 17265.0 | 23.6 | 24.4 | 48.0 | 54(Note3) | -6.0 | PK |
| | 159 | H | 11590.0 | 33.4 | 17.7 | 51.1 | 54(Note3) | -2.9 | PK |
| | | V | 11590.0 | 34.5 | 17.7 | 52.1 | 54(Note3) | -1.9 | PK |
| | | H | 17385.0 | 20.9 | 26.4 | 47.3 | 54(Note3) | -6.7 | PK |
| | | V | 17385.0 | 21.8 | 26.4 | 48.2 | 54(Note3) | -5.8 | PK |

1. Measure Level = Reading Level + Factor.
2. The test frequency range, 9kHz~30MHz, 18GHz~40GHz, both of the worst case are at least 6dB below the limits, therefore no data appear in the report.
3. This limit applies for using average detector, if the test result on peak is lower than average limit, then average measurement needn't be performed.
- 4.VBW set up, please refer to clause 1.5

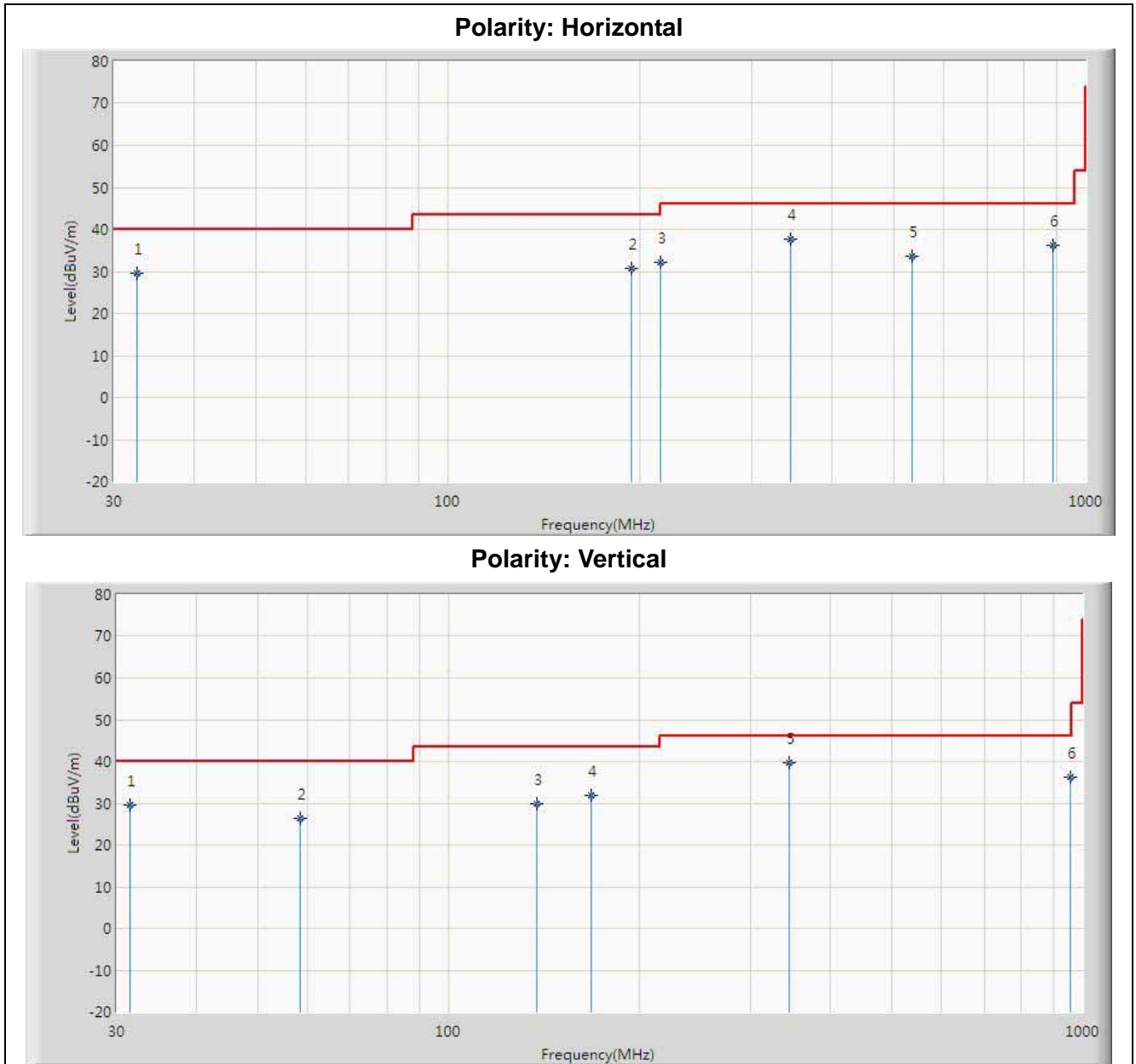
| Mode3: Transmit by 802.11n(40MHz) | | | | | | | | | |
|-----------------------------------|-----|---------|-----------------|------------------------|-------------|------------------------|----------------|-------------|----------|
| Chain | CH | Antenna | Frequency (MHz) | Reading Level (dBμV/m) | Factor (dB) | Measure Level (dBμV/m) | Limit (dBμV/m) | Margin (dB) | Detector |
| Ant 0+1 | 38 | H | 10380.0 | 27.8 | 15.9 | 43.6 | 54(Note3) | -10.4 | PK |
| | | V | 10380.0 | 28.2 | 15.9 | 44.1 | 54(Note3) | -9.9 | PK |
| | | H | 15570.0 | 13.7 | 22.5 | 36.1 | 54(Note3) | -17.9 | PK |
| | | V | 15570.0 | 15.2 | 22.5 | 37.7 | 54(Note3) | -16.3 | PK |
| | 46 | H | 10460.0 | 27.5 | 15.5 | 43.0 | 54(Note3) | -11.0 | PK |
| | | V | 10460.0 | 28.0 | 15.5 | 43.4 | 54(Note3) | -10.6 | PK |
| | | H | 15690.0 | 17.6 | 22.1 | 39.7 | 54(Note3) | -14.3 | PK |
| | | V | 15690.0 | 17.9 | 22.1 | 39.9 | 54(Note3) | -14.1 | PK |
| | 151 | H | 11510.0 | 25.2 | 18.3 | 43.5 | 54(Note3) | -10.5 | PK |
| | | V | 11510.0 | 25.9 | 18.3 | 44.2 | 54(Note3) | -9.9 | PK |
| | | H | 17265.0 | 22.2 | 24.4 | 46.6 | 54(Note3) | -7.4 | PK |
| | | V | 17265.0 | 22.7 | 24.4 | 47.1 | 54(Note3) | -6.9 | PK |
| | 159 | H | 11590.0 | 26.8 | 17.7 | 44.5 | 54(Note3) | -9.5 | PK |
| | | V | 11565.5 | 32.0 | 18.5 | 50.5 | 54(Note3) | -3.5 | PK |
| | | H | 17385.0 | 20.1 | 26.4 | 46.5 | 54(Note3) | -7.5 | PK |
| | | V | 17385.0 | 21.6 | 26.4 | 48.0 | 54(Note3) | -6.0 | PK |

1. Measure Level = Reading Level + Factor.
2. The test frequency range, 9kHz~30MHz, 18GHz~40GHz, both of the worst case are at least 6dB below the limits, therefore no data appear in the report.
3. This limit applies for using average detector, if the test result on peak is lower than average limit, then average measurement needn't be performed.
- 4.VBW set up, please refer to clause 1.5

The worst case of Radiated Emission below 1GHz:

| Chain | CH | Antenna | Frequency (MHz) | Reading Level (dB μ V/m) | Factor (dB) | Measure Level (dB μ V/m) | Limit (dB μ V/m) | Margin (dB) | Detector |
|---------|----|---------|-----------------|------------------------------|-------------|------------------------------|----------------------|-------------|----------|
| Ant 0+1 | 36 | H | 32.4 | 2.7 | 27.2 | 29.9 | 40.0 | -10.1 | QP |
| | | H | 193.3 | 13.3 | 17.5 | 30.8 | 43.5 | -12.7 | QP |
| | | H | 214.4 | 15.3 | 17.1 | 32.4 | 43.5 | -11.1 | QP |
| | | H | 342.1 | 15.6 | 22.0 | 37.6 | 46.0 | -8.4 | QP |
| | | H | 527.9 | 6.0 | 28.1 | 34.1 | 46.0 | -11.9 | QP |
| | | H | 879.4 | 3.9 | 32.2 | 36.1 | 46.0 | -9.9 | QP |
| | | V | 31.6 | 5.7 | 23.7 | 29.4 | 40.0 | -10.6 | QP |
| | | V | 58.4 | 10.0 | 16.6 | 26.6 | 40.0 | -13.4 | QP |
| | | V | 137.1 | 11.3 | 18.8 | 30.1 | 43.5 | -13.4 | QP |
| | | V | 167.3 | 12.5 | 19.2 | 31.7 | 43.5 | -11.8 | QP |
| | | V | 342.2 | 16.3 | 24.0 | 40.3 | 46.0 | -5.7 | QP |
| | | V | 948.0 | 3.6 | 32.9 | 36.5 | 46.0 | -9.5 | QP |

Note 1: The worst data of Radiated Emission below 1GHz are as follows



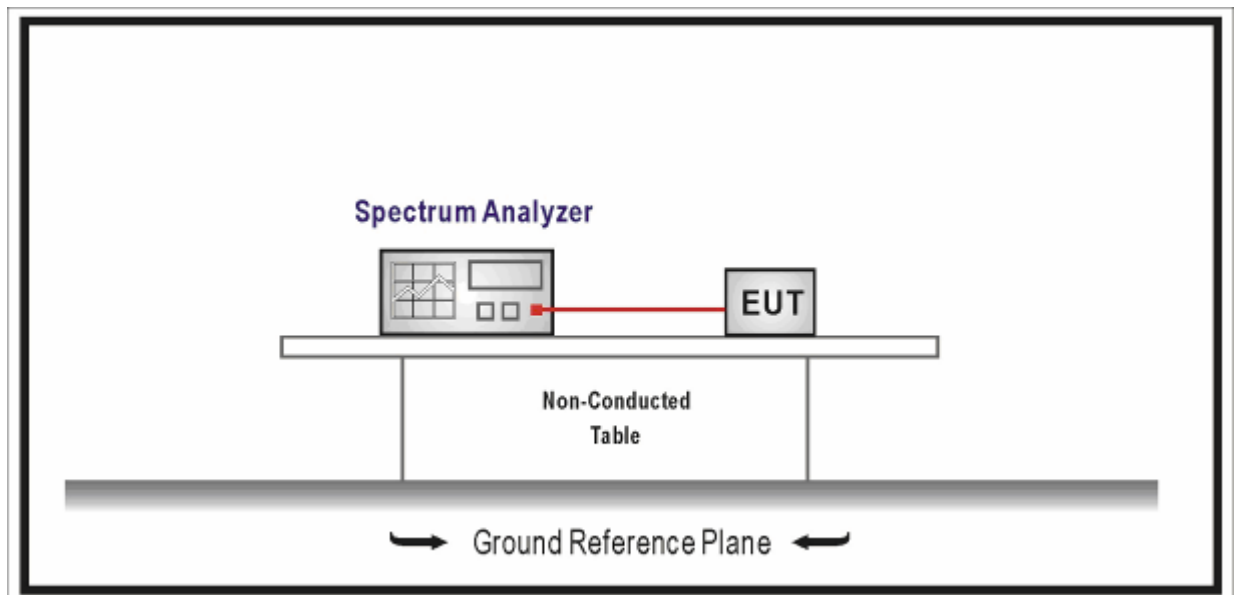
5. Emission bandwidth and occupied bandwidth

5.1. Test Equipment

| Emission bandwidth and occupied bandwidth / TR-8 | | | | | |
|--|--------------|----------|------------|------------|---------------|
| Instrument | Manufacturer | Type No. | Serial No. | Cal. Date | Cal. Due Date |
| Spectrum Analyzer | Agilent | N9010A | MY48030494 | 2015.03.11 | 2016.03.10 |
| Temperature/Humidity Meter | zhichen | ZC1-2 | TR8-TH | 2015.04.10 | 2016.04.09 |

Note: All equipments are calibrated with traceable calibrations. Each calibration is traceable to the national or international standards.

5.2. Test Setup



5.3. Limit

The limit of 99% and 26dBm occupied bandwidth is not required.

6dB occupied bandwidth $\leq 500\text{KHz}$


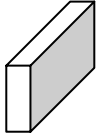

5.4. Test Procedure

| Test Method | | | |
|-------------------------------------|---|---------|--|
| | References Rule | Chapter | Description |
| <input checked="" type="checkbox"/> | ANSI C63.10 | 12.4 | Emission bandwidth and occupied bandwidth |
| | <input type="checkbox"/> ANSI C63.10 | 12.4.1 | Emission bandwidth (26dB) |
| | <input checked="" type="checkbox"/> ANSI C63.10 | 12.4.2 | Occupied bandwidth (99%) |
| <input checked="" type="checkbox"/> | FCC KDB 789033 D02v01 | C | Bandwidth Measurement |
| | <input checked="" type="checkbox"/> FCC KDB 789033 D02v01 | C.1 | Emission Bandwidth (26dB) |
| | <input checked="" type="checkbox"/> FCC KDB 789033 D02v01 | C.2 | Minimum Emission Bandwidth for the band 5.725-5.85 GHz (6dB) |
| <input checked="" type="checkbox"/> | FCC KDB 789033 D02v01 | D | 99 Percent Occupied Bandwidth |

5.5. Uncertainty

The measurement uncertainty is defined as ± 1 kHz

5.6. EUT test Axis definition

| Item | Emission bandwidth and occupied bandwidth | | |
|-----------------|---|--|---|
| Device Category | <input checked="" type="checkbox"/> | Fixed position use | |
| | <input type="checkbox"/> | Mobile position use | |
| Test mode | Mode 1, Mode 2, Mode 3, Mode 4 | | |
| Axis | X Axis | Y Axis | Z Axis |
| |  |  |  |
| Worst Axis | Worst Axis <input checked="" type="checkbox"/> | Worst Axis <input type="checkbox"/> | Worst Axis <input type="checkbox"/> |

5.7. Test Result

| | | |
|-----------|---|---------------------------------------|
| Product | : | Wireless Router Motherboard |
| Test Item | : | Occupied Bandwidth |
| Test Site | : | TR-8 |
| Test Mode | : | Mode 1: Transmit by 802.11a with Ant0 |

| Channel No. | Frequency (MHz) | 26dB Occupied Bandwidth (MHz) | | 99% Occupied Bandwidth (MHz) | | 6dB Occupied Bandwidth (MHz) | | Limit | Result |
|-------------|-----------------|-------------------------------|------|------------------------------|------|------------------------------|------|---------|--------|
| | | Ant0 | Ant1 | Ant0 | Ant1 | Ant0 | Ant1 | | |
| 36 | 5180 | 22.12 | N/A | 16.705 | N/A | N/A | N/A | N/A | Pass |
| 40 | 5200 | 21.67 | N/A | 16.645 | N/A | N/A | N/A | N/A | Pass |
| 48 | 5240 | 21.09 | N/A | 16.636 | N/A | N/A | N/A | N/A | Pass |
| 149 | 5745 | 21.82 | N/A | 16.580 | N/A | 16.38 | N/A | ≥500kHz | Pass |
| 157 | 5785 | 21.71 | N/A | 16.635 | N/A | 16.38 | N/A | ≥500kHz | Pass |
| 165 | 5825 | 22.05 | N/A | 16.660 | N/A | 16.47 | N/A | ≥500kHz | Pass |

| | | |
|-----------|---|---------------------------------------|
| Product | : | Wireless Router Motherboard |
| Test Item | : | Occupied Bandwidth |
| Test Site | : | TR-8 |
| Test Mode | : | Mode 1: Transmit by 802.11a with Ant1 |

| Channel No. | Frequency (MHz) | 26dB Occupied Bandwidth (MHz) | | 99% Occupied Bandwidth (MHz) | | 6dB Occupied Bandwidth (MHz) | | Limit | Result |
|-------------|-----------------|-------------------------------|-------|------------------------------|--------|------------------------------|-------|---------|--------|
| | | Ant0 | Ant1 | Ant0 | Ant1 | Ant0 | Ant1 | | |
| 36 | 5180 | N/A | 22.19 | N/A | 16.605 | N/A | N/A | N/A | Pass |
| 40 | 5200 | N/A | 22.21 | N/A | 16.544 | N/A | N/A | N/A | Pass |
| 48 | 5240 | N/A | 21.65 | N/A | 16.554 | N/A | N/A | N/A | Pass |
| 149 | 5745 | N/A | 22.26 | N/A | 16.599 | N/A | 16.38 | ≥500kHz | Pass |
| 157 | 5785 | N/A | 21.84 | N/A | 16.607 | N/A | 16.33 | ≥500kHz | Pass |
| 165 | 5825 | N/A | 20.96 | N/A | 16.591 | N/A | 16.32 | ≥500kHz | Pass |

| | | |
|-----------|---|---|
| Product | : | Wireless Router Motherboard |
| Test Item | : | Occupied Bandwidth |
| Test Site | : | TR-8 |
| Test Mode | : | Mode 1: Transmit by 802.11a with Ant0+1 |

| Channel No. | Frequency (MHz) | 26dB Occupied Bandwidth (MHz) | | 99% Occupied Bandwidth (MHz) | | 6dB Occupied Bandwidth (MHz) | | Limit | Result |
|-------------|-----------------|-------------------------------|-------|------------------------------|--------|------------------------------|-------|---------|--------|
| | | Ant0 | Ant1 | Ant0 | Ant1 | Ant0 | Ant1 | | |
| 36 | 5180 | 21.39 | 21.64 | 16.570 | 16.596 | N/A | N/A | N/A | Pass |
| 40 | 5200 | 20.99 | 20.68 | 16.533 | 16.514 | N/A | N/A | N/A | Pass |
| 48 | 5240 | 21.56 | 20.61 | 16.448 | 16.469 | N/A | N/A | N/A | Pass |
| 149 | 5745 | 20.92 | 21.56 | 16.541 | 16.537 | 16.44 | 16.45 | ≥500kHz | Pass |
| 157 | 5785 | 21.13 | 21.27 | 16.581 | 16.569 | 16.35 | 16.35 | ≥500kHz | Pass |
| 165 | 5825 | 21.27 | 21.29 | 16.517 | 16.520 | 16.35 | 16.43 | ≥500kHz | Pass |

| | | |
|-----------|---|---|
| Product | : | Wireless Router Motherboard |
| Test Item | : | Occupied Bandwidth |
| Test Site | : | TR-8 |
| Test Mode | : | Mode 2: Transmit by 802.11n (20MHz) with Ant0 |

| Channel No. | Frequency (MHz) | 26dB Occupied Bandwidth (MHz) | | 99% Occupied Bandwidth (MHz) | | 6dB Occupied Bandwidth (MHz) | | Limit | Result |
|-------------|-----------------|-------------------------------|------|------------------------------|------|------------------------------|------|---------|--------|
| | | Ant0 | Ant1 | Ant0 | Ant1 | Ant0 | Ant1 | | |
| 36 | 5180 | 22.84 | N/A | 17.783 | N/A | N/A | N/A | N/A | Pass |
| 40 | 5200 | 22.39 | N/A | 17.742 | N/A | N/A | N/A | N/A | Pass |
| 48 | 5240 | 23.09 | N/A | 17.745 | N/A | N/A | N/A | N/A | Pass |
| 149 | 5745 | 22.12 | N/A | 17.719 | N/A | 17.60 | N/A | ≥500kHz | Pass |
| 157 | 5785 | 22.05 | N/A | 17.687 | N/A | 17.40 | N/A | ≥500kHz | Pass |
| 165 | 5825 | 21.58 | N/A | 17.679 | N/A | 17.59 | N/A | ≥500kHz | Pass |

| | | |
|-----------|---|---|
| Product | : | Wireless Router Motherboard |
| Test Item | : | Occupied Bandwidth |
| Test Site | : | TR-8 |
| Test Mode | : | Mode 2: Transmit by 802.11n (20MHz) with Ant1 |

| Channel No. | Frequency (MHz) | 26dB Occupied Bandwidth (MHz) | | 99% Occupied Bandwidth (MHz) | | 6dB Occupied Bandwidth (MHz) | | Limit | Result |
|-------------|-----------------|-------------------------------|-------|------------------------------|--------|------------------------------|-------|---------|--------|
| | | Ant0 | Ant1 | Ant0 | Ant1 | Ant0 | Ant1 | | |
| 36 | 5180 | N/A | 22.19 | N/A | 17.709 | N/A | N/A | N/A | Pass |
| 40 | 5200 | N/A | 22.03 | N/A | 17.714 | N/A | N/A | N/A | Pass |
| 48 | 5240 | N/A | 22.10 | N/A | 17.725 | N/A | N/A | N/A | Pass |
| 149 | 5745 | N/A | 22.20 | N/A | 17.722 | N/A | 17.55 | ≥500kHz | Pass |
| 157 | 5785 | N/A | 21.80 | N/A | 17.680 | N/A | 17.55 | ≥500kHz | Pass |
| 165 | 5825 | N/A | 22.03 | N/A | 17.710 | N/A | 17.55 | ≥500kHz | Pass |

| | | |
|-----------|---|---|
| Product | : | Wireless Router Motherboard |
| Test Item | : | Occupied Bandwidth |
| Test Site | : | TR-8 |
| Test Mode | : | Mode 2: Transmit by 802.11n (20MHz) with Ant0+1 |

| Channel No. | Frequency (MHz) | 26dB Occupied Bandwidth (MHz) | | 99% Occupied Bandwidth (MHz) | | 6dB Occupied Bandwidth (MHz) | | Limit | Result |
|-------------|-----------------|-------------------------------|-------|------------------------------|--------|------------------------------|-------|---------|--------|
| | | Ant0 | Ant1 | Ant0 | Ant1 | Ant0 | Ant1 | | |
| 36 | 5180 | 22.24 | 21.96 | 17.724 | 17.701 | N/A | N/A | N/A | Pass |
| 40 | 5200 | 22.19 | 22.61 | 17.701 | 17.688 | N/A | N/A | N/A | Pass |
| 48 | 5240 | 21.08 | 21.31 | 17.562 | 17.548 | N/A | N/A | N/A | Pass |
| 149 | 5745 | 23.17 | 23.00 | 17.718 | 17.731 | 17.57 | 17.58 | ≥500kHz | Pass |
| 157 | 5785 | 21.91 | 21.71 | 17.637 | 17.666 | 17.55 | 17.61 | ≥500kHz | Pass |
| 165 | 5825 | 22.33 | 22.88 | 17.731 | 17.799 | 17.43 | 17.36 | ≥500kHz | Pass |

| | | |
|-----------|---|---|
| Product | : | Wireless Router Motherboard |
| Test Item | : | Occupied Bandwidth |
| Test Site | : | TR-8 |
| Test Mode | : | Mode 3: Transmit by 802.11n (40MHz) with Ant0 |

| Channel No. | Frequency (MHz) | 26dB Occupied Bandwidth (MHz) | | 99% Occupied Bandwidth (MHz) | | 6dB Occupied Bandwidth (MHz) | | Limit | Result |
|-------------|-----------------|-------------------------------|------|------------------------------|------|------------------------------|------|---------|--------|
| | | Ant0 | Ant1 | Ant0 | Ant1 | Ant0 | Ant1 | | |
| 38 | 5190 | 46.57 | N/A | 36.438 | N/A | N/A | N/A | N/A | Pass |
| 46 | 5230 | 15.21 | N/A | 36.421 | N/A | N/A | N/A | N/A | Pass |
| 151 | 5755 | 46.23 | N/A | 36.467 | N/A | 36.34 | N/A | ≥500kHz | Pass |
| 159 | 5795 | 47.42 | N/A | 36.407 | N/A | 36.17 | N/A | ≥500kHz | Pass |

| | | |
|-----------|---|---|
| Product | : | Wireless Router Motherboard |
| Test Item | : | Occupied Bandwidth |
| Test Site | : | TR-8 |
| Test Mode | : | Mode 3: Transmit by 802.11n (40MHz) with Ant1 |

| Channel No. | Frequency (MHz) | 26dB Occupied Bandwidth (MHz) | | 99% Occupied Bandwidth (MHz) | | 6dB Occupied Bandwidth (MHz) | | Limit | Result |
|-------------|-----------------|-------------------------------|-------|------------------------------|--------|------------------------------|-------|---------|--------|
| | | Ant0 | Ant1 | Ant0 | Ant1 | Ant0 | Ant1 | | |
| 38 | 5190 | N/A | 44.54 | N/A | 36.363 | N/A | N/A | N/A | Pass |
| 46 | 5230 | N/A | 45.65 | N/A | 36.369 | N/A | N/A | N/A | Pass |
| 151 | 5755 | N/A | 44.91 | N/A | 36.356 | N/A | 36.32 | ≥500kHz | Pass |
| 159 | 5795 | N/A | 45.33 | N/A | 36.387 | N/A | 36.01 | ≥500kHz | Pass |

| | | |
|-----------|---|---|
| Product | : | Wireless Router Motherboard |
| Test Item | : | Occupied Bandwidth |
| Test Site | : | TR-8 |
| Test Mode | : | Mode 3: Transmit by 802.11n (40MHz) with Ant0+1 |

| Channel No. | Frequency (MHz) | 26dB Occupied Bandwidth (MHz) | | 99% Occupied Bandwidth (MHz) | | 6dB Occupied Bandwidth (MHz) | | Limit | Result |
|-------------|-----------------|-------------------------------|-------|------------------------------|--------|------------------------------|-------|---------|--------|
| | | Ant0 | Ant1 | Ant0 | Ant1 | Ant0 | Ant1 | | |
| 38 | 5190 | 45.23 | 45.74 | 36.381 | 36.310 | N/A | N/A | N/A | Pass |
| 46 | 5230 | 43.86 | 44.06 | 36.234 | 36.122 | N/A | N/A | N/A | Pass |
| 151 | 5755 | 43.57 | 43.50 | 36.342 | 36.359 | 36.29 | 36.30 | ≥500kHz | Pass |
| 159 | 5795 | 43.88 | 42.73 | 36.206 | 36.259 | 35.84 | 36.13 | ≥500kHz | Pass |

Note: The worst data OB is as follows.

802.11a CH5825 Ant 1



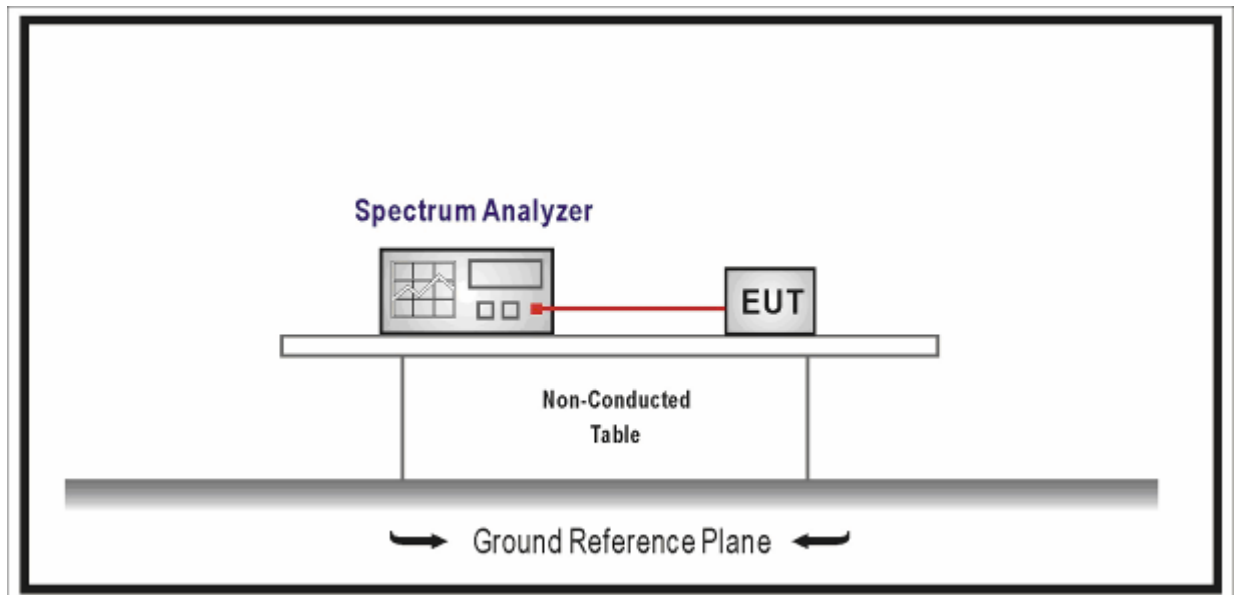
6. Power Output

6.1. Test Equipment

| Power Output / TR-8 | | | | | |
|----------------------------|--------------|----------|------------|------------|---------------|
| Instrument | Manufacturer | Type No. | Serial No. | Cal. Date | Cal. Due Date |
| Spectrum Analyzer | Agilent | N9010A | MY48030494 | 2015.03.11 | 2016.03.10 |
| Power Sensor | Anritsu | MA2411B | 0846014 | 2015.11.11 | 2016.11.10 |
| Temperature/Humidity Meter | zhicheng | ZC1-2 | TR8-TH | 2015.04.10 | 2016.04.09 |

Note: All equipments are calibrated with traceable calibrations. Each calibration is traceable to the national or international standards.

6.2. Test Setup



6.3. Limit

| Fundamental emission output power Limit | |
|---|---|
| <input checked="" type="checkbox"/> | For the band 5.15-5.25 GHz |
| <input type="checkbox"/> | Outdoor access point: the maximum conducted output power shall not exceed 1 W. If $G_{TX} > 6\text{dBi}$, then $P_{out} \leq 30 - (G_{TX} - 6)$ and $\leq 125\text{mW}$ at any angle above 30 degrees |
| <input checked="" type="checkbox"/> | Indoor access point: the maximum conducted output power shall not exceed 1 W. If $G_{TX} > 6\text{dBi}$, then $P_{out} \leq 30 - (G_{TX} - 6)$ |
| <input type="checkbox"/> | Fixed point-to-point access points: the maximum conducted output power shall not exceed 1 W. If $G_{TX} > 23\text{dBi}$, then $P_{out} \leq 30 - (G_{TX} - 23)$ |
| <input type="checkbox"/> | Mobile and portable client devices: the maximum conducted output power shall not exceed 250mW. If $G_{TX} > 6\text{dBi}$, then $P_{out} \leq 24 - (G_{TX} - 6)$ |
| <input type="checkbox"/> | For the 5.25-5.35 GHz: the maximum conducted output power shall not exceed 250mW or $11\text{dBm} + 10 \text{Log B}$, where B is the 26dB emission bandwidth in MHz. If $G_{TX} > 6\text{dBi}$, then $P_{out} \leq (\text{The lesser of } 24 \text{ or } 11\text{dBm} + 10 \text{Log B}) - (G_{TX} - 6)$ |
| <input type="checkbox"/> | For the 5.47-5.725 GHz: the maximum conducted output power shall not exceed 250mW or $11\text{dBm} + 10 \text{Log B}$, where B is the 26dB emission bandwidth in MHz. If $G_{TX} > 6\text{dBi}$, then $P_{out} \leq (\text{The lesser of } 24 \text{ or } 11\text{dBm} + 10 \text{Log B}) - (G_{TX} - 6)$ |
| <input checked="" type="checkbox"/> | For the band 5.725-5.85 GHz: |
| <input checked="" type="checkbox"/> | Point-to-multipoint systems (P2M): the maximum conducted output power (P_{Out}) shall not exceed the lesser of 1 W. If $G_{TX} > 6 \text{ dBi}$, then $P_{Out} = 30 - (G_{TX} - 6)$ |
| <input type="checkbox"/> | Point-to-point systems (P2P): the maximum conducted output power (P_{Out}) shall not exceed the lesser of 1 W |
| Note 1 : G_{TX} directional gain of transmitting antennas. Note 2 : P_{out} is maximum peak conducted output power . | |

6.4. Test Procedure

| Fundamental emission output power Test Method | | | | | |
|---|-------------------------------------|--------------------------|-------------|---|--|
| | References Rule | | Chapter | Description | |
| <input checked="" type="checkbox"/> | ANSI C63.10 | | 12.3 | Maximum conducted output power | |
| | <input type="checkbox"/> | ANSI C63.10 | 12.3.2 | Maximum conducted output power measurement using a spectrum analyzer (SA) or EMI receiver | |
| | | <input type="checkbox"/> | ANSI C63.10 | 12.3.2.2 | Method SA-1 |
| | | <input type="checkbox"/> | ANSI C63.10 | 12.3.2.3 | Method SA-1A (alternative) |
| | | <input type="checkbox"/> | ANSI C63.10 | 12.3.2.4 | Method SA-2 |
| | | <input type="checkbox"/> | ANSI C63.10 | 12.3.2.5 | Method SA-2A (alternative) |
| | | <input type="checkbox"/> | ANSI C63.10 | 12.3.2.6 | Method SA-3 |
| | | <input type="checkbox"/> | ANSI C63.10 | 12.3.2.7 | Method SA-3A (alternative) |
| | <input checked="" type="checkbox"/> | ANSI C63.10 | | 12.3.3 | Maximum conducted output power using a power meter |
| | <input type="checkbox"/> | ANSI C63.10 | 12.3.3.1 | Method PM | |
| | <input checked="" type="checkbox"/> | ANSI C63.10 | 12.3.3.2 | Method PM-G | |
| <input checked="" type="checkbox"/> | FCC KDB 789033 D02v01 | | E | Maximum conducted output power | |
| | <input type="checkbox"/> | ANSI C63.10 | E.2 | Measurement using a Spectrum Analyzer or EMI Receiver (SA) | |
| | | <input type="checkbox"/> | ANSI C63.10 | E.2.b | Method SA-1 (trace averaging with the EUT transmitting at full power throughout each sweep) |
| | | <input type="checkbox"/> | ANSI C63.10 | E.2.c | Method SA-1 Alternative (RMS detection with slow sweep and EUT transmitting continuously at full power) |
| | | <input type="checkbox"/> | ANSI C63.10 | E.2.d | Method SA-2 (trace averaging across on and off times of the EUT transmissions, followed by duty cycle correction) |
| | | <input type="checkbox"/> | ANSI C63.10 | E.2.e | Method SA-2 Alternative (RMS detection with slow sweep with each spectrum bin averaging across on and off times of the EUT transmissions, followed by duty cycle correction) |


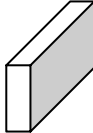

| | | | | |
|--|-------------------------------------|-------------|-------|--|
| | <input type="checkbox"/> | ANSI C63.10 | E.2.f | Method SA-3 (RMS detection with max hold) |
| | <input type="checkbox"/> | ANSI C63.10 | E.2.g | Method SA-3 Alternative (Reduced VBW with max hold) |
| | <input checked="" type="checkbox"/> | ANSI C63.10 | E.3 | Measurement using a Power Meter (PM) |
| | <input type="checkbox"/> | ANSI C63.10 | E.3.a | Method PM (Measurement using an RF average power meter) |
| | <input checked="" type="checkbox"/> | ANSI C63.10 | E.3.b | Method PM-G (Measurement using a gated RF average power meter) |

| Directional Gain Calculations for In-Band test method | | | |
|---|--|-------------|---|
| | References Rule | Chapter | Description |
| <input type="checkbox"/> | KDB 662911 | F2)a) | Basic methodology with NANT transmit antennas |
| | <input type="checkbox"/> KDB 662911 | F2)a) (i) | transmit signals are correlated |
| | <input type="checkbox"/> KDB 662911 | F2)a) (ii) | transmit signals are uncorrelated |
| <input type="checkbox"/> | KDB 662911 | F2)b) | Sectorized antenna systems. |
| <input type="checkbox"/> | KDB 662911 | F2)c) | Cross-polarized antennas |
| | <input type="checkbox"/> ANSI C63.10 | F2)c) (i) | Cross-polarized antennas with NANT = 2. |
| | <input type="checkbox"/> ANSI C63.10 | F2)c) (ii) | Multiple antennas |
| <input type="checkbox"/> | KDB 662911 | F2)d) | Sectorized antenna systems. |
| | <input type="checkbox"/> KDB 662911 | F2)d) (i) | transmit signals are correlated |
| | <input type="checkbox"/> KDB 662911 | F2)d) (ii) | transmit signals are uncorrelated |
| <input type="checkbox"/> | KDB 662911 | F2)e) | Spatial Multiplexing |
| | <input checked="" type="checkbox"/> KDB 662911 | F2)e) (i) | Antennas have the same gain |
| | <input type="checkbox"/> KDB 662911 | F2)e) (ii) | Antenna have the different gain with one spatial stream |
| | <input type="checkbox"/> KDB 662911 | F2)e) (iii) | Antenna have the different gain with more than one spatial stream |
| <input checked="" type="checkbox"/> | KDB 662911 | F2)f) | Cyclic Delay Diversity (CDD) |
| | <input checked="" type="checkbox"/> KDB 662911 | F2)f) (i) | Antennas have the same gain |
| | <input type="checkbox"/> KDB 662911 | F2)f) (ii) | Antenna have the different gain with one spatial stream |
| | <input type="checkbox"/> KDB 662911 | F2)f) (ii) | Antenna have the different gain with more than one spatial stream |

6.5. Uncertainty

The measurement uncertainty is defined as ± 1.27 dB

6.6. EUT test Axis definition

| Item | Power Output | | |
|-----------------|---|--|---|
| Device Category | <input checked="" type="checkbox"/> | Fixed position use | |
| | <input type="checkbox"/> | Mobile position use | |
| Test mode | Mode 1, Mode 2, Mode 3 | | |
| Axis | X Axis | Y Axis | Z Axis |
| |  |  |  |
| Worse Axis | | | |

6.7. Test Result

| | | |
|-----------|---|--|
| Product | : | Wireless Router Motherboard |
| Test Item | : | Power Output |
| Test Site | : | TR-8 |
| Test Mode | : | Mode 1: Transmit by 802.11a with Ant 0 |

| Channel No. | Frequency (MHz) | Power (dBm) | Directional Gain (dBi) | FCC Limit (dBm) | Result |
|-------------|-----------------|-------------|------------------------|-----------------|--------|
| 36 | 5180 | 24.73 | 8.56 | 27.44 | Pass |
| 40 | 5200 | 24.11 | 8.56 | 27.44 | Pass |
| 48 | 5240 | 23.36 | 8.56 | 27.44 | Pass |
| 149 | 5745 | 26.02 | 8.56 | 27.44 | Pass |
| 157 | 5785 | 26.32 | 8.56 | 27.44 | Pass |
| 165 | 5825 | 26.35 | 8.56 | 27.44 | Pass |

| | | |
|-----------|---|--|
| Product | : | Wireless Router Motherboard |
| Test Item | : | Power Output |
| Test Site | : | TR-8 |
| Test Mode | : | Mode 1: Transmit by 802.11a with Ant 1 |

| Channel No. | Frequency (MHz) | Power (dBm) | Directional Gain (dBi) | FCC Limit (dBm) | Result |
|-------------|-----------------|-------------|------------------------|-----------------|--------|
| 36 | 5180 | 24.48 | 8.56 | 27.44 | Pass |
| 40 | 5200 | 24.71 | 8.56 | 27.44 | Pass |
| 48 | 5240 | 24.76 | 8.56 | 27.44 | Pass |
| 149 | 5745 | 26.65 | 8.56 | 27.44 | Pass |
| 157 | 5785 | 26.91 | 8.56 | 27.44 | Pass |
| 165 | 5825 | 25.51 | 8.56 | 27.44 | Pass |

| | | |
|-----------|---|--|
| Product | : | Wireless Router Motherboard |
| Test Item | : | Power Output |
| Test Site | : | TR-8 |
| Test Mode | : | Mode 1: Transmit by 802.11a with Ant 0+1 |

| Channel No. | Frequency (MHz) | Measurement Power | | Total Power (dBm) | DiretionalGain (dBi) | FCC Limit (dBm) | Result |
|-------------|-----------------|-------------------|-------|-------------------|----------------------|-----------------|--------|
| | | Output (dBm) | | | | | |
| | | Ant 0 | Ant 1 | | | | |
| 36 | 5180 | 17.08 | 20.63 | 22.22 | 11.57 | 30.0 | Pass |
| 40 | 5200 | 16.83 | 20.01 | 21.72 | 11.57 | 30.0 | Pass |
| 48 | 5240 | 16.66 | 19.63 | 21.40 | 11.57 | 30.0 | Pass |
| 149 | 5745 | 26.52 | 26.64 | 29.59 | 11.57 | 30.0 | Pass |
| 157 | 5785 | 26.07 | 26.58 | 29.34 | 11.57 | 30.0 | Pass |
| 165 | 5825 | 27.02 | 25.41 | 29.30 | 11.57 | 30.0 | Pass |

| | | |
|-----------|---|--|
| Product | : | Wireless Router Motherboard |
| Test Item | : | Power Output |
| Test Site | : | TR-8 |
| Test Mode | : | Mode 2: Transmit by 802.11n (20MHz) with Ant 0 |

| Channel No. | Frequency (MHz) | Power (dBm) | DiretionalGain (dBi) | FCC Limit (dBm) | Result |
|-------------|-----------------|-------------|----------------------|-----------------|--------|
| 36 | 5180 | 24.76 | 8.56 | 27.44 | Pass |
| 40 | 5200 | 24.25 | 8.56 | 27.44 | Pass |
| 48 | 5240 | 24.58 | 8.56 | 27.44 | Pass |
| 149 | 5745 | 26.95 | 8.56 | 27.44 | Pass |
| 157 | 5785 | 26.73 | 8.56 | 27.44 | Pass |
| 165 | 5825 | 26.78 | 8.56 | 27.44 | Pass |

| | | |
|-----------|---|--|
| Product | : | Wireless Router Motherboard |
| Test Item | : | Power Output |
| Test Site | : | TR-8 |
| Test Mode | : | Mode 2: Transmit by 802.11n (20MHz) with Ant 1 |

| Channel No. | Frequency (MHz) | Power (dBm) | DirrectionalGain (dBi) | FCC Limit (dBm) | Result |
|-------------|-----------------|-------------|------------------------|-----------------|--------|
| 36 | 5180 | 24.28 | 8.56 | 27.44 | Pass |
| 40 | 5200 | 24.57 | 8.56 | 27.44 | Pass |
| 48 | 5240 | 25.01 | 8.56 | 27.44 | Pass |
| 149 | 5745 | 26.64 | 8.56 | 27.44 | Pass |
| 157 | 5785 | 26.92 | 8.56 | 27.44 | Pass |
| 165 | 5825 | 25.66 | 8.56 | 27.44 | Pass |

| | | |
|-----------|---|--|
| Product | : | Wireless Router Motherboard |
| Test Item | : | Power Output |
| Test Site | : | TR-8 |
| Test Mode | : | Mode 2: Transmit by 802.11n (20MHz) with Ant 0+1 |

| Channel No. | Frequency (MHz) | Measurement Power Output (dBm) | | Total Power (dBm) | DirrectionalGain (dBi) | FCC Limit (dBm) | Result |
|-------------|-----------------|--------------------------------|-------|-------------------|------------------------|-----------------|--------|
| | | Ant 0 | Ant 1 | | | | |
| 36 | 5180 | 17.03 | 20.82 | 22.34 | 11.57 | 30.0 | Pass |
| 40 | 5200 | 16.83 | 20.88 | 22.32 | 11.57 | 30.0 | Pass |
| 48 | 5240 | 17.07 | 20.01 | 21.79 | 11.57 | 30.0 | Pass |
| 149 | 5745 | 26.23 | 26.53 | 29.39 | 11.57 | 30.0 | Pass |
| 157 | 5785 | 26.02 | 26.85 | 29.47 | 11.57 | 30.0 | Pass |
| 165 | 5825 | 27.26 | 25.02 | 29.29 | 11.57 | 30.0 | Pass |

| | | |
|-----------|---|--|
| Product | : | Wireless Router Motherboard |
| Test Item | : | Power Output |
| Test Site | : | TR-8 |
| Test Mode | : | Mode 3: Transmit by 802.11n (40MHz) with Ant 0 |

| Channel No. | Frequency (MHz) | Power (dBm) | Directional Gain (dBi) | FCC Limit (dBm) | Result |
|-------------|-----------------|-------------|------------------------|-----------------|--------|
| 38 | 5190 | 25.37 | 8.56 | 27.44 | Pass |
| 46 | 5230 | 25.55 | 8.56 | 27.44 | Pass |
| 151 | 5755 | 23.41 | 8.56 | 27.44 | Pass |
| 159 | 5795 | 26.33 | 8.56 | 27.44 | Pass |

| | | |
|-----------|---|--|
| Product | : | Wireless Router Motherboard |
| Test Item | : | Power Output |
| Test Site | : | TR-8 |
| Test Mode | : | Mode 3: Transmit by 802.11n (40MHz) with Ant 1 |

| Channel No. | Frequency (MHz) | Power (dBm) | Directional Gain (dBi) | FCC Limit (dBm) | Result |
|-------------|-----------------|-------------|------------------------|-----------------|--------|
| 38 | 5190 | 26.27 | 8.56 | 27.44 | Pass |
| 46 | 5230 | 26.67 | 8.56 | 27.44 | Pass |
| 151 | 5755 | 23.02 | 8.56 | 27.44 | Pass |
| 159 | 5795 | 25.71 | 8.56 | 27.44 | Pass |

| | | |
|-----------|---|--|
| Product | : | Wireless Router Motherboard |
| Test Item | : | Power Output |
| Test Site | : | TR-8 |
| Test Mode | : | Mode 3: Transmit by 802.11n (40MHz) with Ant 0+1 |

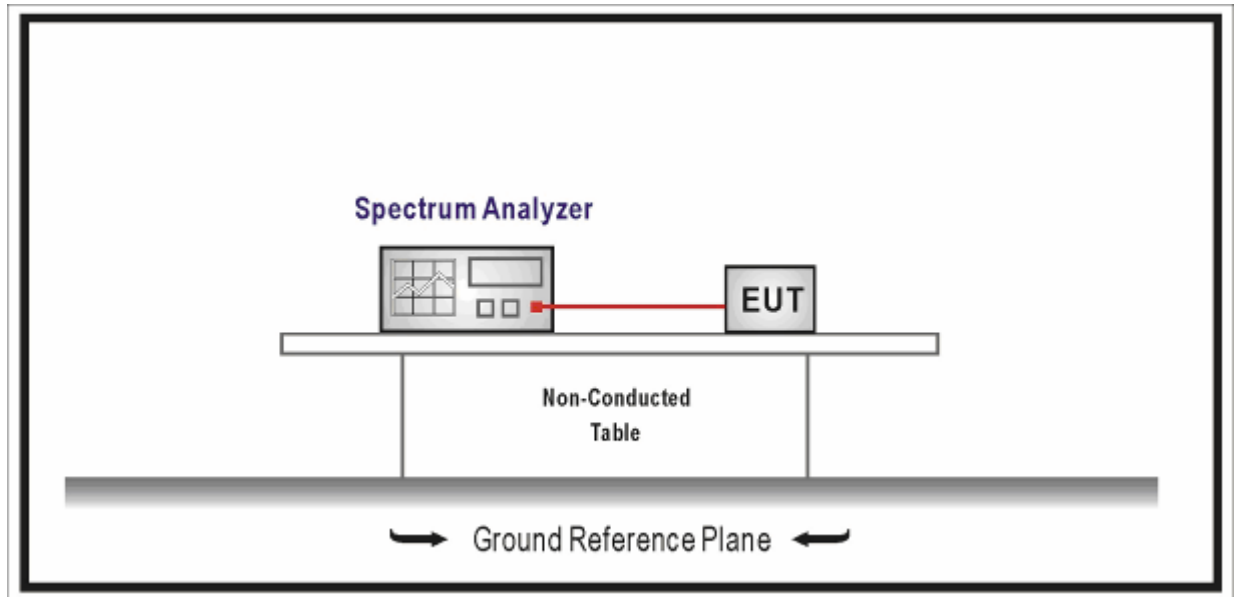
| Channel No. | Frequency (MHz) | Measurement Power | | Total Power (dBm) | DiretionalGain (dBi) | FCC Limit (dBm) | Result |
|-------------|--------------------|-------------------|-------|----------------------|-------------------------|--------------------|--------|
| | | Output (dBm) | | | | | |
| | | Ant 0 | Ant 1 | | | | |
| 38 | 5190 | 20.81 | 23.89 | 25.63 | 11.57 | 30.0 | Pass |
| 46 | 5230 | 20.95 | 23.14 | 25.19 | 11.57 | 30.0 | Pass |
| 151 | 5755 | 19.04 | 21.03 | 23.16 | 11.57 | 30.0 | Pass |
| 159 | 5795 | 27.07 | 25.71 | 29.45 | 11.57 | 30.0 | Pass |

7. Peak Power Spectral Density

7.1. Test Equipment

| Peak Power Spectral Density / TR-8 | | | | | |
|--|--------------|----------|------------|------------|---------------|
| Instrument | Manufacturer | Type No. | Serial No. | Cal. Date | Cal. Due Date |
| Spectrum Analyzer | Agilent | N9010A | MY48030494 | 2015.03.11 | 2016.03.10 |
| Temperature/Humidity Meter | zhicheng | ZC1-2 | TR8-TH | 2015.04.10 | 2016.04.09 |
| Note: All equipments are calibrated with traceable calibrations. Each calibration is traceable to the national or international standards. | | | | | |

7.2. Test Setup



7.3. Limit

| Peak Power Spectral Density Limit | |
|--|---|
| <input checked="" type="checkbox"/> | For the band 5.15-5.25 GHz |
| <input type="checkbox"/> | Outdoor access point: the maximum power spectral density shall not exceed 17 dBm/MHz. If $G_{TX} > 6\text{dBi}$, then $P_{out} \leq 17 - (G_{TX} - 6)$ |
| <input checked="" type="checkbox"/> | Indoor access point: the maximum power spectral density shall not exceed 17 dBm/MHz. If $G_{TX} > 6\text{dBi}$, then $P_{out} \leq 17 - (G_{TX} - 6)$ |
| <input type="checkbox"/> | Fixed point-to-point access points: the maximum power spectral density shall not exceed 17 dBm/MHz. If $G_{TX} > 23\text{dBi}$, then $P_{out} \leq 17 - (G_{TX} - 23)$ |
| <input type="checkbox"/> | Mobile and portable client devices: the maximum power spectral density shall not exceed 11 dBm/MHz. If $G_{TX} > 6\text{dBi}$, then $P_{out} \leq 11 - (G_{TX} - 6)$ |
| <input type="checkbox"/> | For the 5.25-5.35 GHz: the maximum power spectral density shall not exceed 11 dBm/MHz. If $G_{TX} > 6\text{dBi}$, then $P_{out} \leq 11 - (G_{TX} - 6)$ |
| <input type="checkbox"/> | For the 5.47-5.725 GHz: the maximum power spectral density shall not exceed 11 dBm/MHz. If $G_{TX} > 6\text{dBi}$, then $P_{out} \leq 11 - (G_{TX} - 6)$ |
| <input checked="" type="checkbox"/> | For the band 5.725-5.85 GHz: the maximum power spectral density shall not exceed 30 dBm/500KHz. If $G_{TX} > 6\text{dBi}$, then $P_{out} \leq 30 - (G_{TX} - 6)$ |
| Note 1 : G_{TX} directional gain of transmitting antennas. | |
| Note 2 : P_{out} is maximum peak conducted output power . | |

7.4. Test Procedure


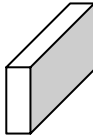

| Peak Power Spectral Density Test Method | | | |
|---|-----------------------|---------|--------------------------------------|
| | References Rule | Chapter | Description |
| <input checked="" type="checkbox"/> | ANSI C63.10 | 12.5 | Peak power spectral density |
| <input checked="" type="checkbox"/> | FCC KDB 789033 D02v01 | F | Maximum Power Spectral Density (PSD) |

| Directional Gain Calculations for In-Band test method | | | |
|---|--|-------------|---|
| | References Rule | Chapter | Description |
| <input type="checkbox"/> | KDB 662911 | F2)a) | Basic methodology with NANT transmit antennas |
| | <input type="checkbox"/> KDB 662911 | F2)a) (i) | transmit signals are correlated |
| | <input type="checkbox"/> KDB 662911 | F2)a) (ii) | transmit signals are uncorrelated |
| <input type="checkbox"/> | KDB 662911 | F2)b) | Sectorized antenna systems. |
| <input type="checkbox"/> | KDB 662911 | F2)c) | Cross-polarized antennas |
| | <input type="checkbox"/> ANSI C63.10 | F2)c) (i) | Cross-polarized antennas with NANT = 2. |
| | <input type="checkbox"/> ANSI C63.10 | F2)c) (ii) | Multiple antennas |
| <input type="checkbox"/> | KDB 662911 | F2)d) | Sectorized antenna systems. |
| | <input type="checkbox"/> KDB 662911 | F2)d) (i) | transmit signals are correlated |
| | <input type="checkbox"/> KDB 662911 | F2)d) (ii) | transmit signals are uncorrelated |
| <input type="checkbox"/> | KDB 662911 | F2)e) | Spatial Multiplexing |
| | <input checked="" type="checkbox"/> KDB 662911 | F2)e) (i) | Antennas have the same gain |
| | <input type="checkbox"/> KDB 662911 | F2)e) (ii) | Antenna have the different gain with one spatial stream |
| | <input type="checkbox"/> KDB 662911 | F2)e) (iii) | Antenna have the different gain with more than one spatial stream |
| <input checked="" type="checkbox"/> | KDB 662911 | F2)f) | Cyclic Delay Diversity (CDD) |
| | <input checked="" type="checkbox"/> KDB 662911 | F2)f) (i) | Antennas have the same gain |
| | <input type="checkbox"/> KDB 662911 | F2)f) (ii) | Antenna have the different gain with one spatial stream |
| | <input type="checkbox"/> KDB 662911 | F2)f) (ii) | Antenna have the different gain with more than one spatial stream |

7.5. Uncertainty

The measurement uncertainty is defined as ± 1.27 dB

7.6. EUT test Axis definition

| Item | Peak Power Spectral Density | | |
|-----------------|---|--|---|
| Device Category | <input checked="" type="checkbox"/> | Fixed position use | |
| | <input type="checkbox"/> | Mobile position use | |
| Test mode | Mode 1, Mode 2, Mode 3 | | |
| Axis | X Axis | Y Axis | Z Axis |
| |  |  |  |
| Worse Axis | | | |

7.7. Test Result

| | | |
|-----------|---|-----------------------------|
| Product | : | Wireless Router Motherboard |
| Test Item | : | Peak Power Spectral Density |
| Test Site | : | TR-8 |
| Test Mode | : | Mode 1: Transmit by 802.11a |

| Ant. | Channel No. | Frequency (MHz) | Measurement Power Output (dBm/MHz) | | Duty Cycle (%) | Total PPSD (dBm/MHz) | Directional Gain (dBi) | Limit (dBm/MHz) | Result |
|---------|-------------|-----------------|------------------------------------|-------|----------------|----------------------|------------------------|-----------------|--------|
| Ant 0 | 36 | 5180 | 7.32 | | 0.45 | 7.77 | 8.56 | 14.44 | Pass |
| | 40 | 5200 | 7.00 | | 0.45 | 7.45 | 8.56 | 14.44 | Pass |
| | 48 | 5240 | 7.43 | | 0.45 | 7.88 | 8.56 | 14.44 | Pass |
| | 149 | 5745 | 5.79 | | 0.45 | 6.24 | 8.56 | 27.44 | Pass |
| | 157 | 5785 | 6.25 | | 0.45 | 6.70 | 8.56 | 27.44 | Pass |
| | 165 | 5825 | 7.32 | | 0.45 | 7.77 | 8.56 | 27.44 | Pass |
| Ant 1 | 36 | 5180 | 6.67 | | 0.45 | 7.12 | 8.56 | 14.44 | Pass |
| | 40 | 5200 | 6.96 | | 0.45 | 7.41 | 8.56 | 14.44 | Pass |
| | 48 | 5240 | 6.57 | | 0.45 | 7.02 | 8.56 | 14.44 | Pass |
| | 149 | 5745 | 6.15 | | 0.45 | 6.60 | 8.56 | 27.44 | Pass |
| | 157 | 5785 | 6.69 | | 0.45 | 7.14 | 8.56 | 27.44 | Pass |
| | 165 | 5825 | 4.88 | | 0.45 | 5.33 | 8.56 | 27.44 | Pass |
| Ant 0+1 | 36 | 5180 | -0.858 | 1.674 | 0.45 | 4.05 | 11.56 | 11.44 | Pass |
| | 40 | 5200 | -1.341 | 1.385 | 0.45 | 3.69 | 11.56 | 11.44 | Pass |
| | 48 | 5240 | -0.101 | 1.822 | 0.45 | 4.43 | 11.56 | 11.44 | Pass |
| | 149 | 5745 | 5.567 | 5.053 | 0.45 | 8.78 | 11.56 | 24.44 | Pass |
| | 157 | 5785 | 7.797 | 5.219 | 0.45 | 10.16 | 11.56 | 24.44 | Pass |
| | 165 | 5825 | 8.111 | 5.048 | 0.45 | 10.30 | 11.56 | 24.44 | Pass |

| | | |
|-----------|---|------------------------------------|
| Product | : | Wireless Router Motherboard |
| Test Item | : | Peak Power Spectral Density |
| Test Site | : | TR-8 |
| Test Mode | : | Mode 2: Transmit by 802.11n(20MHz) |

| Ant. | Channel No. | Frequency (MHz) | Measurement Power Output (dBm/MHz) | | Duty Cycle (%) | Total PPSD (dBm/MHz) | Directional Gain (dBi) | Limit (dBm/MHz) | Result |
|---------|-------------|-----------------|------------------------------------|-------|----------------|----------------------|------------------------|-----------------|--------|
| Ant 0 | 36 | 5180 | 6.76 | | 0.20 | 6.96 | 8.56 | 14.44 | Pass |
| | 40 | 5200 | 6.72 | | 0.20 | 6.92 | 8.56 | 14.44 | Pass |
| | 48 | 5240 | 6.72 | | 0.20 | 6.92 | 8.56 | 14.44 | Pass |
| | 149 | 5745 | 5.76 | | 0.20 | 5.96 | 8.56 | 27.44 | Pass |
| | 157 | 5785 | 5.69 | | 0.20 | 5.89 | 8.56 | 27.44 | Pass |
| | 165 | 5825 | 5.13 | | 0.20 | 5.33 | 8.56 | 27.44 | Pass |
| Ant 1 | 36 | 5180 | 6.512 | | 0.20 | 6.71 | 8.56 | 14.44 | Pass |
| | 40 | 5200 | 6.708 | | 0.20 | 6.91 | 8.56 | 14.44 | Pass |
| | 48 | 5240 | 6.935 | | 0.20 | 7.14 | 8.56 | 14.44 | Pass |
| | 149 | 5745 | 6.039 | | 0.20 | 6.24 | 8.56 | 27.44 | Pass |
| | 157 | 5785 | 6.332 | | 0.20 | 6.53 | 8.56 | 27.44 | Pass |
| | 165 | 5825 | 4.401 | | 0.20 | 4.60 | 8.56 | 27.44 | Pass |
| Ant 0+1 | 36 | 5180 | -0.899 | 2.260 | 0.20 | 4.17 | 11.56 | 11.44 | Pass |
| | 40 | 5200 | -0.974 | 1.735 | 0.20 | 3.80 | 11.56 | 11.44 | Pass |
| | 48 | 5240 | 0.356 | 1.932 | 0.20 | 4.43 | 11.56 | 11.44 | Pass |
| | 149 | 5745 | 4.902 | 4.957 | 0.20 | 8.14 | 11.56 | 24.44 | Pass |
| | 157 | 5785 | 8.476 | 6.095 | 0.20 | 10.66 | 11.56 | 24.44 | Pass |
| | 165 | 5825 | 8.064 | 5.684 | 0.20 | 10.23 | 11.56 | 24.44 | Pass |

| | | |
|-----------|---|------------------------------------|
| Product | : | Wireless Router Motherboard |
| Test Item | : | Peak Power Spectral Density |
| Test Site | : | TR-8 |
| Test Mode | : | Mode 3: Transmit by 802.11n(40MHz) |

| Ant. | Channel No. | Frequency (MHz) | Measurement Power Output (dBm/MHz) | | Duty Cycle (%) | Total PPSD (dBm/MHz) | DirrectionalGain (dBi) | Limit (dBm/MHz) | Result |
|---------|-------------|-----------------|------------------------------------|--------|----------------|----------------------|------------------------|-----------------|--------|
| Ant 0 | 38 | 5190 | 3.37 | | 0.22 | 3.59 | 8.56 | 14.44 | Pass |
| | 46 | 5230 | 3.91 | | 0.22 | 4.13 | 8.56 | 14.44 | Pass |
| | 151 | 5755 | -1.55 | | 0.22 | -1.33 | 8.56 | 27.44 | Pass |
| | 159 | 5795 | 1.05 | | 0.22 | 1.27 | 8.56 | 27.44 | Pass |
| Ant 1 | 38 | 5190 | 5.83 | | 0.22 | 6.05 | 8.56 | 14.44 | Pass |
| | 46 | 5230 | 5.61 | | 0.22 | 5.83 | 8.56 | 14.44 | Pass |
| | 151 | 5755 | -0.29 | | 0.22 | -0.07 | 8.56 | 27.44 | Pass |
| | 159 | 5795 | 2.53 | | 0.22 | 2.75 | 8.56 | 27.44 | Pass |
| Ant 0+1 | 38 | 5190 | -0.243 | 2.345 | 0.22 | 4.47 | 11.56 | 11.44 | Pass |
| | 46 | 5230 | 0.499 | 2.165 | 0.22 | 4.64 | 11.56 | 11.44 | Pass |
| | 151 | 5755 | -2.132 | -4.105 | 0.22 | 0.22 | 11.56 | 11.44 | Pass |
| | 159 | 5795 | 5.833 | 4.049 | 0.22 | 8.26 | 11.56 | 24.44 | Pass |

Note: The worst PSD data is as follows.

802.11n(40MHz) CH5190 Ant 0+1
Ant 0



Ant 1



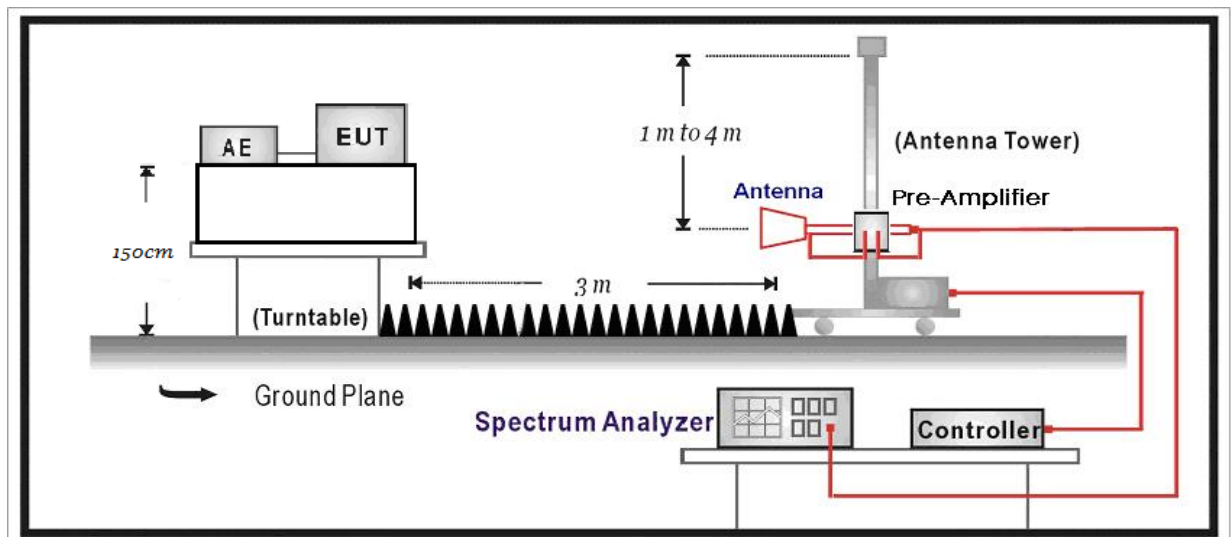
8. Radiated Emission Band Edge

8.1. Test Equipment

| Radiated Emission Band Edge / AC-5 | | | | | |
|------------------------------------|--------------|--------------|-------------|------------|---------------|
| Instrument | Manufacturer | Type No. | Serial No. | Cal. Date | Cal. Due Date |
| Spectrum Analyzer | Agilent | N9010A | MY48030494 | 2015.03.11 | 2016.03.10 |
| Preamplifier | Miteq | NSP1800-25 | 1364185 | 2015.05.04 | 2016.05.03 |
| Preamplifier | QuieTek | AP-040G | CHM-0906001 | 2015.05.04 | 2016.05.03 |
| Bilog Antenna | Teseq GmbH | CBL6112D | 27612 | 2015.10.16 | 2016.10.15 |
| DRG Horn | ETS-Lindgren | 3117 | 00123988 | 2016.01.04 | 2017.01.03 |
| Coaxial Cable | Huber+Suhner | SUCOFLEX 106 | AC5-C1 | 2016.03.02 | 2017.03.01 |
| Coaxial Cable | Huber+Suhner | SUCOFLEX 106 | AC5-C2 | 2016.03.02 | 2017.03.01 |
| Coaxial Cable | Huber+Suhner | SUCOFLEX 102 | AC5-C3 | 2016.03.02 | 2017.03.01 |
| EMI Receiver | Agilent | N9038A | MY51210196 | 2015.06.10 | 2016.06.09 |
| Temperature/Humidity Meter | Zhichen | ZC1-2 | AC5-TH | 2016.01.04 | 2017.01.03 |

Note: All equipments are calibrated with traceable calibrations. Each calibration is traceable to the national or international standards.

8.2. Test Setup



8.3. Limit

| FCC Part 15 Subpart C Paragraph 15.209 (Restricted Band Emissions Limit) | | |
|---|--------------|----------------------|
| Frequency (MHz) | Distance (m) | Level (dB μ V/m) |
| 0.009-0.490 | 300 | 2400/F(kHz) |
| 0.490-1.705 | 30 | 24000/F(kHz) |
| 1.705-30.0 | 30 | 30 |
| 30-88 | 3 | 100** |
| 88-216 | 3 | 150** |
| 216-960 | 3 | 200** |
| Above 960 | 3 | 500 |

Note 1: At frequencies below 30 MHz, measurements may be performed at a distance closer than that specified in the regulations; however, an attempt should be made to avoid making measurements in the near field. Pending the development of an appropriate measurement procedure for measurements performed below 30 MHz, when performing measurements at a closer distance than specified, the results shall be extrapolated to the specified distance by either making measurements at a minimum of two distances on at least one radial to determine the proper extrapolation factor or by using the square of an inverse linear distance extrapolation factor (40 dB/decade).

Note 2: At frequencies at or above 30 MHz, measurements may be performed at a distance other than what is specified provided: measurements are not made in the near field except where it can be shown that near field measurements are appropriate due to the characteristics of the device; and it can be demonstrated that the signal levels needed to be measured at the distance employed can be detected by the measurement equipment. Measurements shall not be performed at a distance greater than 30 meters unless it can be further demonstrated that measurements at a distance of 30 meters or less are impractical. When performing measurements at a distance other than that specified, the results shall be extrapolated to the specified distance using an extrapolation factor of 20 dB/decade (inverse linear-distance for field strength measurements; inverse-linear-distance-squared for power density measurements).

| FCC Part 15 Subpart C Paragraph 15.205 (Restricted Band) | | | |
|---|-----------------------|-----------------|-----------------|
| Frequency (MHz) | Frequency (MHz) | Frequency (MHz) | Frequency (MHz) |
| 0.090 – 0.110 | 16.42 – 16.423 | 399.9 – 410 | 4.5 – 5.15 |
| 0.495 – 0.505 | 16.69475 – 16.69525 | 608 – 614 | 5.35 – 5.46 |
| 2.1735 – 2.1905 | 16.80425 – 16.80475 | 960 – 1240 | 7.25 – 7.75 |
| 4.125 – 4.128 | 25.5 – 25.67 | 1300 – 1427 | 8.025 – 8.5 |
| 4.17725 – 4.17775 | 37.5 – 38.25 | 1435 – 1626.5 | 9.0 – 9.2 |
| 4.20725 – 4.20775 | 73 – 74.6 | 1645.5 – 1646.5 | 9.3 – 9.5 |
| 6.215 – 6.218 | 74.8 – 75.2 | 1660 – 1710 | 10.6 – 12.7 |
| 6.26775 – 6.26825 | 108 – 121.94 | 1718.8 – 1722.2 | 13.25 – 13.4 |
| 6.31175 – 6.31225 | 123 – 138 | 2200 – 2300 | 14.47 – 14.5 |
| 8.291 – 8.294 | 149.9 – 150.05 | 2310 – 2390 | 15.35 – 16.2 |
| 8.362 – 8.366 | 156.52475 – 156.52525 | 2483.5 – 2500 | 17.7 – 21.4 |
| 8.37625 – 8.38675 | 156.7 – 156.9 | 2690 – 2900 | 22.01 – 23.12 |
| 8.81425 – 8.81475 | 162.0125 – 167.17 | 3260 – 3267 | 23.6 – 24.0 |
| 12.29 – 12.293 | 167.72 – 173.2 | 3332 – 3339 | 31.2 – 31.8 |
| 12.51975 – 12.52025 | 240 – 285 | 3345.8 – 3358 | 36.43 – 36.5 |
| 12.57675 – 12.57725 | 322 – 335.4 | 3600 – 4400 | |
| 13.36 – 13.41 | | | |

| FCC Part 15 Subpart C Paragraph 15.407(5)(b) (Unrestricted Band Emissions Limit) | | |
|---|-----------------------------|--|
| Operating Frequency Band (MHz) | EIRP Limit (dBm/MHz) | Equivalent Field Strength at 3m (dB μ V/m) |
| 5150 - 5250 | -27 | 68.3 |
| 5250 - 5350 | -27 | 68.3 |
| 5470 - 5725 | -27 | 68.3 |
| 5725 - 5825 | -27 [Note(1)] | 68.3 |
| | -17 [Note(2)] | 78.3 |
| <p>Note(1): Outside the frequency range 5715 - 5835MHz.</p> <p>Note(2): Within the frequency range from the band edge to 10MHz below or above the band edge, 5715 – 5725MHz and 5825 - 5835MHz.</p> | | |


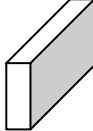

8.4. Test Procedure

| Test Method | | | |
|-------------------------------------|---|----------|--|
| | References Rule | Chapter | Description |
| <input type="checkbox"/> | ANSI C63.10 | 12.7.3 | Emissions in non-restricted frequency bands |
| <input checked="" type="checkbox"/> | ANSI C63.10 | 12.7.2 | Emissions in restricted frequency bands |
| | <input checked="" type="checkbox"/> ANSI C63.10 | 12.7.5 | Radiated emission measurements |
| | <input checked="" type="checkbox"/> ANSI C63.10 | 12.7.6 | Procedure for peak unwanted emissions measurements above 1000 MHz |
| | <input checked="" type="checkbox"/> ANSI C63.10 | 12.7.7 | Procedures for average unwanted emissions measurements above 1000 MHz |
| | <input type="checkbox"/> ANSI C63.10 | 12.7.7.2 | Method AD (average detection)—primary method |
| | <input checked="" type="checkbox"/> ANSI C63.10 | 12.7.7.3 | Method VB-A (Alternative) |
| | <input checked="" type="checkbox"/> ANSI C63.10 | 6.4 | Radiated emissions from unlicensed wireless devices below 30 MHz |
| | <input checked="" type="checkbox"/> ANSI C63.10 | 6.5 | Radiated emissions from unlicensed wireless devices in the frequency range of 30 MHz to 1000 MHz |
| | <input checked="" type="checkbox"/> ANSI C63.10 | 6.6 | Radiated emissions from unlicensed wireless devices above 1 GHz |
| <input type="checkbox"/> | FCC KDB 789033 D02v01 | G.2 | Unwanted Emissions that fall Outside of the Restricted Bands |
| <input type="checkbox"/> | FCC KDB 789033 D02v01 | G.1 | Unwanted Emissions in the Restricted Bands |
| | <input type="checkbox"/> FCC KDB 789033 D02v01 | G.4 | Procedure for Unwanted Emissions Measurements below 1000 MHz |
| | <input type="checkbox"/> FCC KDB 789033 D02v01 | G.5 | Procedure for Unwanted Maximum Emissions Measurements above 1000 MHz |
| | <input type="checkbox"/> FCC KDB 789033 D02v01 | G.6 | Procedures for Average Unwanted Emissions Measurements above 1000 MHz |
| | <input type="checkbox"/> FCC KDB 789033 D02v01 | G.6.c | Method AD (Average detection)—primary method |
| | <input checked="" type="checkbox"/> FCC KDB 789033 D02v01 | G.6.d | Method VB (Averaging using reduced video bandwidth): Alternative method. |

8.5. Uncertainty

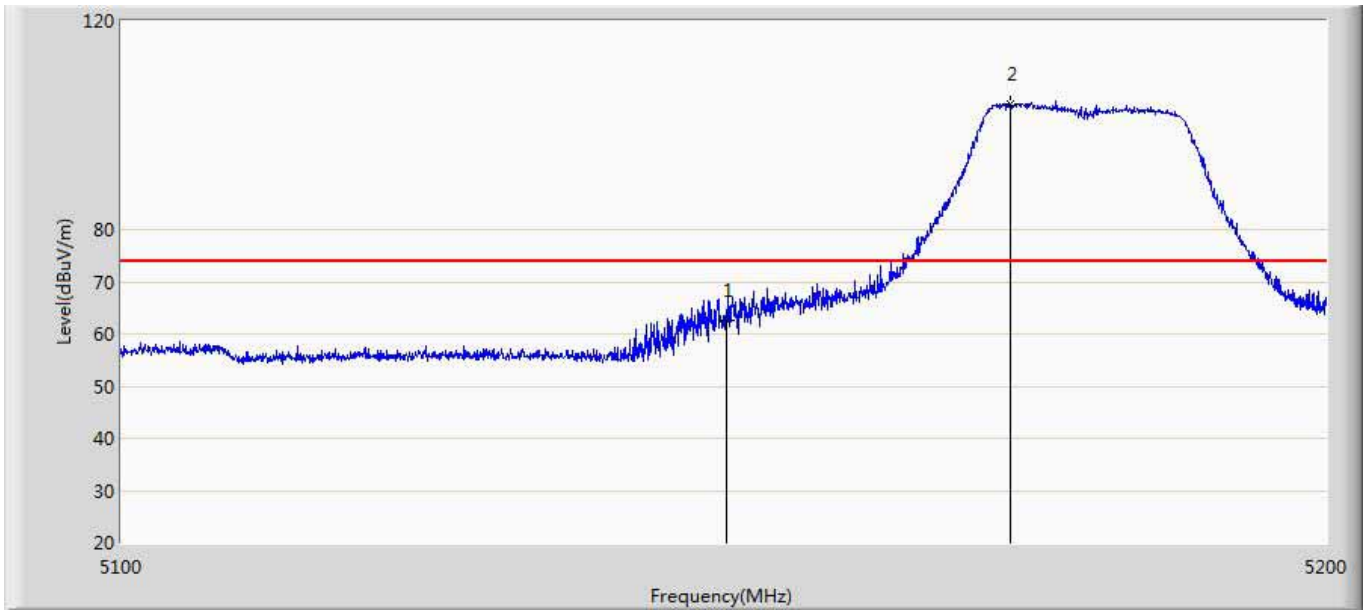
The measurement uncertainty above 1GHz is defined as ± 3.9 dB

8.6. EUT test Axis definition

| Item | Radiated Emissions | | |
|-----------------|---|--|---|
| Device Category | <input checked="" type="checkbox"/> | Fixed position use | |
| | <input type="checkbox"/> | Mobile position use | |
| Test mode | Mode 1, Mode 2, Mode 3, Mode 4 | | |
| Axis | X Axis | Y Axis | Z Axis |
| |  |  |  |
| Worse Axis | Worst Axis <input checked="" type="checkbox"/> | Worst Axis <input type="checkbox"/> | Worst Axis <input type="checkbox"/> |

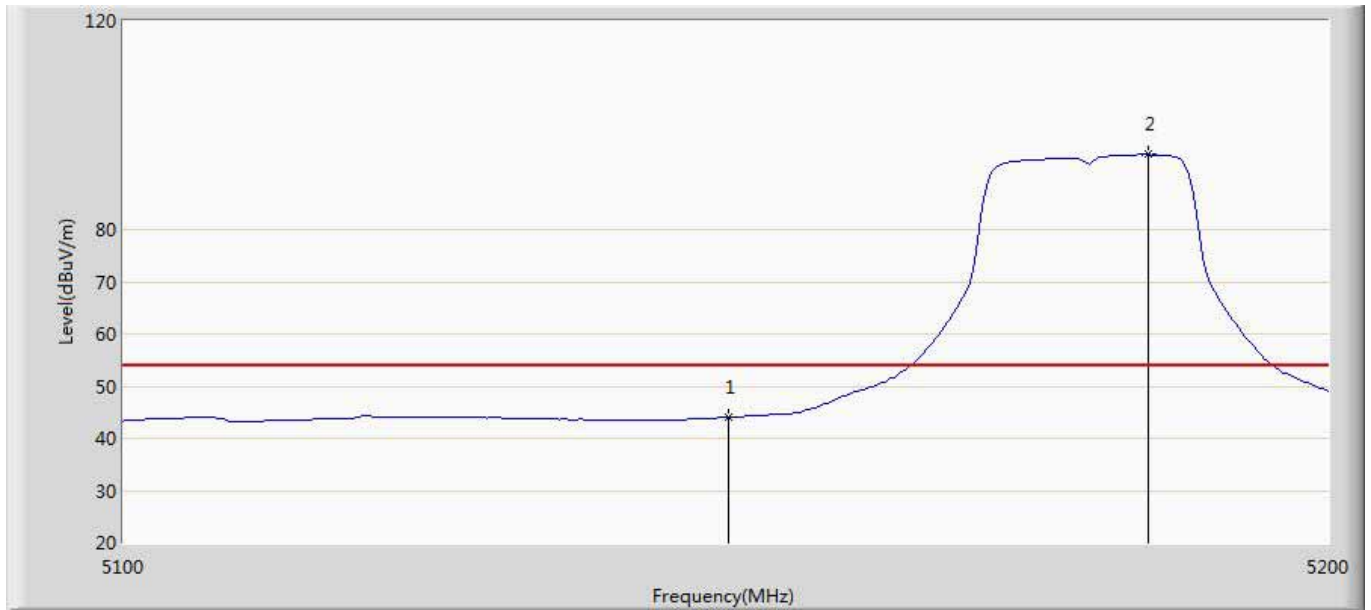
8.7. Test Result

| | |
|--|--------------------------|
| Engineer: Cloud | |
| Site: AC5 | Time: 2016/02/22 - 13:34 |
| Limit: FCC_Part15.209_RE(3m) | Margin: 0 |
| Probe: Horn_3117_00167055(1-18GHz) | Polarity: Horizontal |
| EUT: Wireless Router Motherboard | Power: DC 48V |
| Note: Mode 1:Transmit at channel 5180Mhz by 802.11a with ant 0 | |



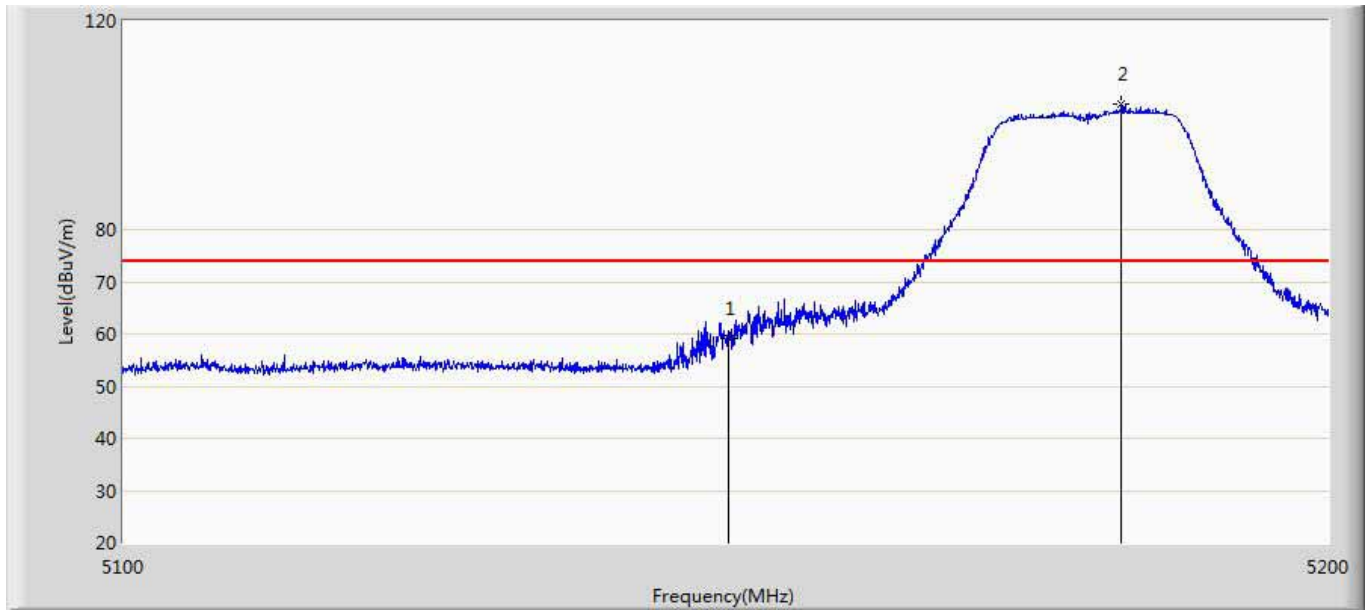
| No | Mark | Frequency (MHz) | Measure Level (dBuV/m) | Reading Level (dBuV) | Over Limit (dB) | Limit (dBuV/m) | Factor (dB) | Type |
|----|------|-----------------|------------------------|----------------------|-----------------|----------------|-------------|------|
| 1 | | 5150.000 | 62.673 | 20.658 | -11.327 | 74.000 | 42.015 | PK |
| 2 | * | 5173.650 | 104.170 | 62.025 | N/A | N/A | 42.146 | PK |

| | |
|---|--------------------------|
| Engineer: Cloud | |
| Site: AC5 | Time: 2016/02/22 - 13:35 |
| Limit: FCC_Part15.209_RE(3m) | Margin: 0 |
| Probe: Horn_3117_00167055(1-18GHz) | Polarity: Horizontal |
| EUT: Wireless Router Motherboard | Power: DC 48V |
| Note: Mode 1: Transmit at channel 5180Mhz by 802.11a with ant 0 | |



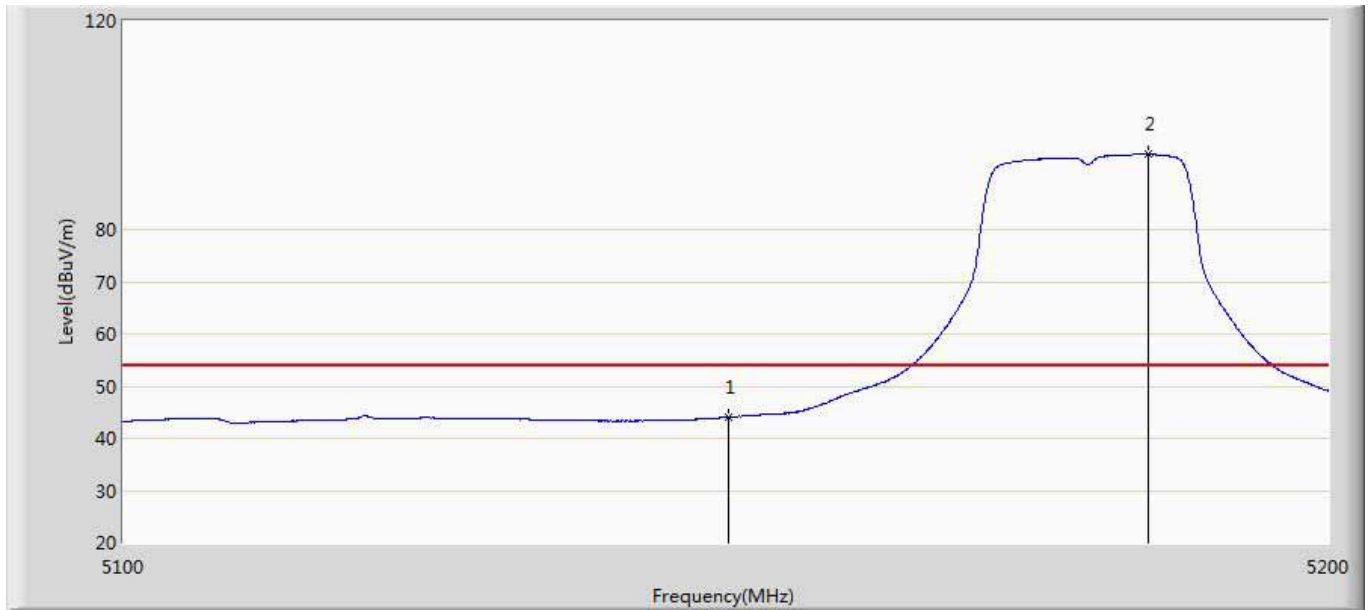
| No | Mark | Frequency (MHz) | Measure Level (dBuV/m) | Reading Level (dBuV) | Over Limit (dB) | Limit (dBuV/m) | Factor (dB) | Type |
|----|------|-----------------|------------------------|----------------------|-----------------|----------------|-------------|------|
| 1 | | 5150.000 | 44.020 | 2.005 | -9.980 | 54.000 | 42.015 | AV |
| 2 | * | 5185.000 | 94.363 | 52.237 | N/A | N/A | 42.126 | AV |

| | |
|---|--------------------------|
| Engineer: Cloud | |
| Site: AC5 | Time: 2016/02/22 - 13:48 |
| Limit: FCC_Part15.209_RE(3m) | Margin: 0 |
| Probe: Horn_3117_00167055(1-18GHz) | Polarity: Vertical |
| EUT: Wireless Router Motherboard | Power: DC 48V |
| Note: Mode 1: Transmit at channel 5180Mhz by 802.11a with ant 0 | |



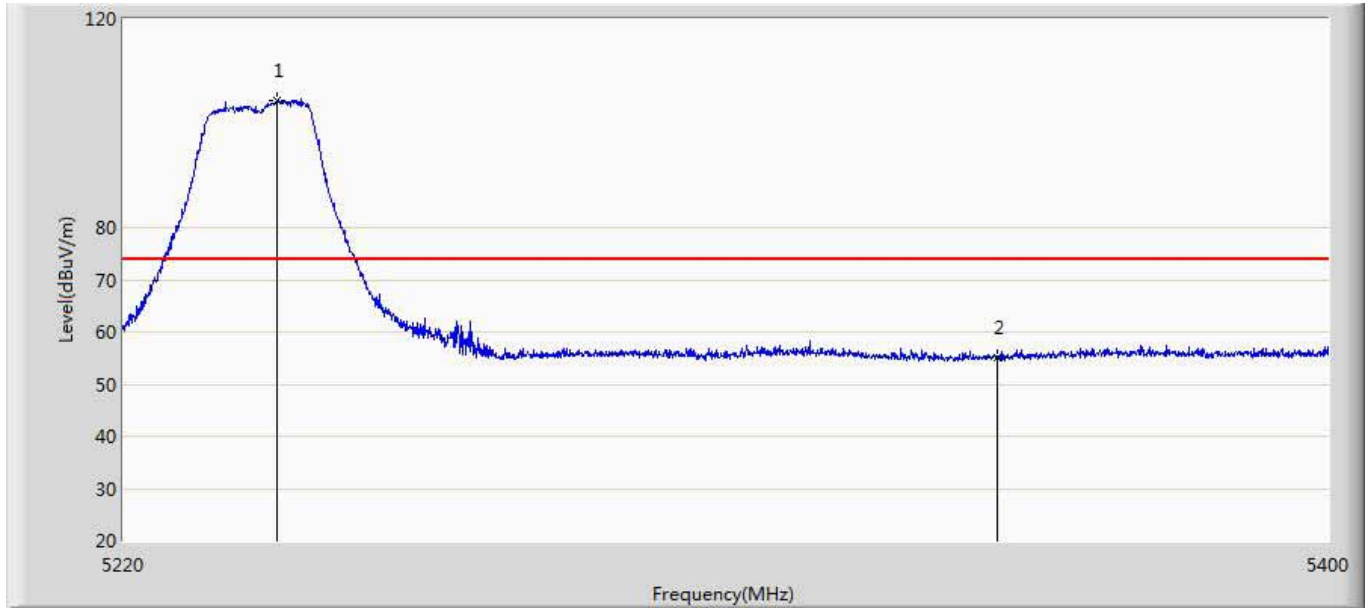
| No | Mark | Frequency (MHz) | Measure Level (dBuV/m) | Reading Level (dBuV) | Over Limit (dB) | Limit (dBuV/m) | Factor (dB) | Type |
|----|------|-----------------|------------------------|----------------------|-----------------|----------------|-------------|------|
| 1 | | 5150.000 | 59.046 | 17.031 | -14.954 | 74.000 | 42.015 | PK |
| 2 | * | 5182.700 | 104.163 | 62.022 | N/A | N/A | 42.141 | PK |

| | |
|--|--------------------------|
| Engineer: Cloud | |
| Site: AC5 | Time: 2016/02/22 - 13:49 |
| Limit: FCC_Part15.209_RE(3m) | Margin: 0 |
| Probe: Horn_3117_00167055(1-18GHz) | Polarity: Vertical |
| EUT: Wireless Router Motherboard | Power: DC 48V |
| Note: Mode 1:Transmit at channel 5180Mhz by 802.11a with ant 0 | |



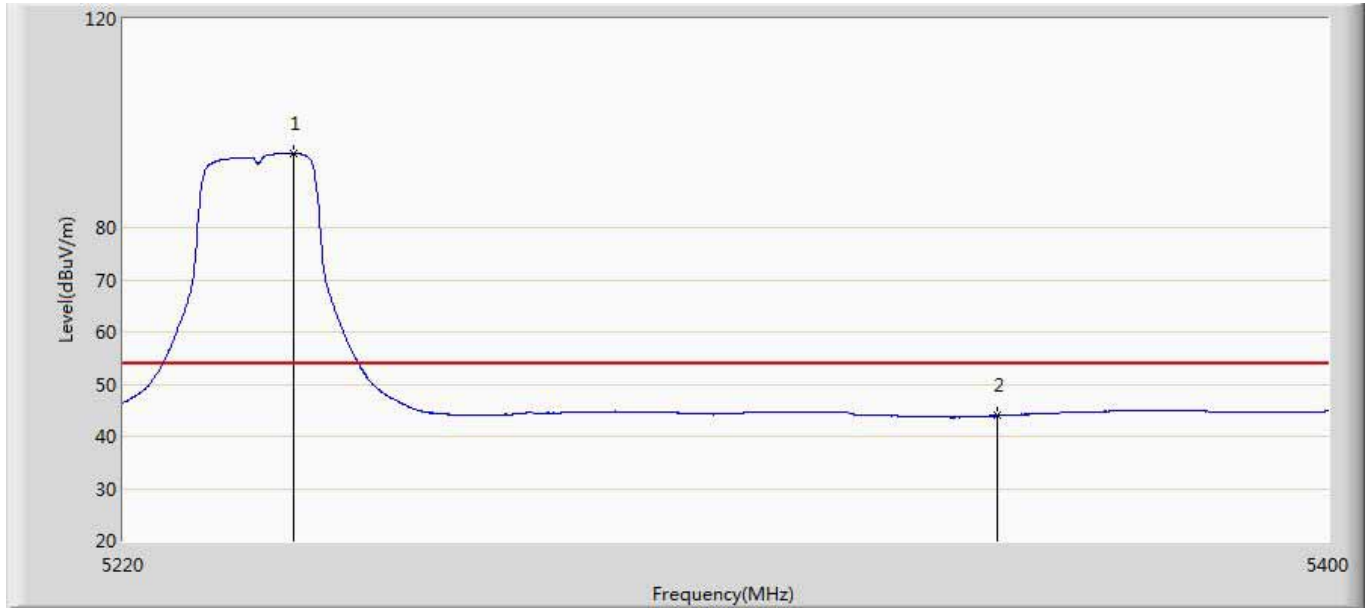
| No | Mark | Frequency (MHz) | Measure Level (dBuV/m) | Reading Level (dBuV) | Over Limit (dB) | Limit (dBuV/m) | Factor (dB) | Type |
|----|------|-----------------|------------------------|----------------------|-----------------|----------------|-------------|------|
| 1 | | 5150.000 | 43.997 | 1.982 | -10.003 | 54.000 | 42.015 | AV |
| 2 | * | 5184.950 | 94.408 | 52.282 | N/A | N/A | 42.126 | AV |

| | |
|---|--------------------------|
| Engineer: Cloud | |
| Site: AC5 | Time: 2016/02/22 - 13:58 |
| Limit: FCC_Part15.209_RE(3m) | Margin: 0 |
| Probe: Horn_3117_00167055(1-18GHz) | Polarity: Horizontal |
| EUT: Wireless Router Motherboard | Power: DC 48V |
| Note: Mode 1: Transmit at channel 5240Mhz by 802.11a with ant 0 | |



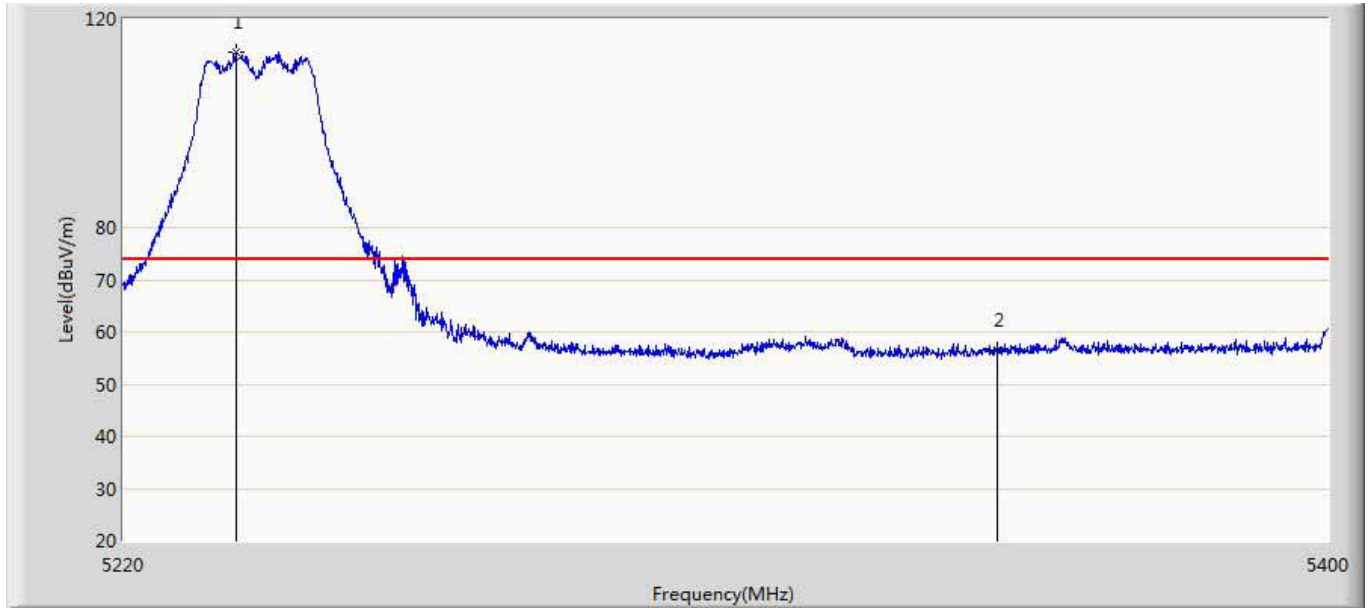
| No | Mark | Frequency (MHz) | Measure Level (dBuV/m) | Reading Level (dBuV) | Over Limit (dB) | Limit (dBuV/m) | Factor (dB) | Type |
|----|------|-----------------|------------------------|----------------------|-----------------|----------------|-------------|------|
| 1 | * | 5242.680 | 104.376 | 62.218 | N/A | N/A | 42.158 | PK |
| 2 | | 5350.000 | 55.182 | 12.666 | -18.818 | 74.000 | 42.516 | PK |

| | |
|---|--------------------------|
| Engineer: Cloud | |
| Site: AC5 | Time: 2016/02/22 - 13:58 |
| Limit: FCC_Part15.209_RE(3m) | Margin: 0 |
| Probe: Horn_3117_00167055(1-18GHz) | Polarity: Horizontal |
| EUT: Wireless Router Motherboard | Power: DC 48V |
| Note: Mode 1: Transmit at channel 5240Mhz by 802.11a with ant 0 | |



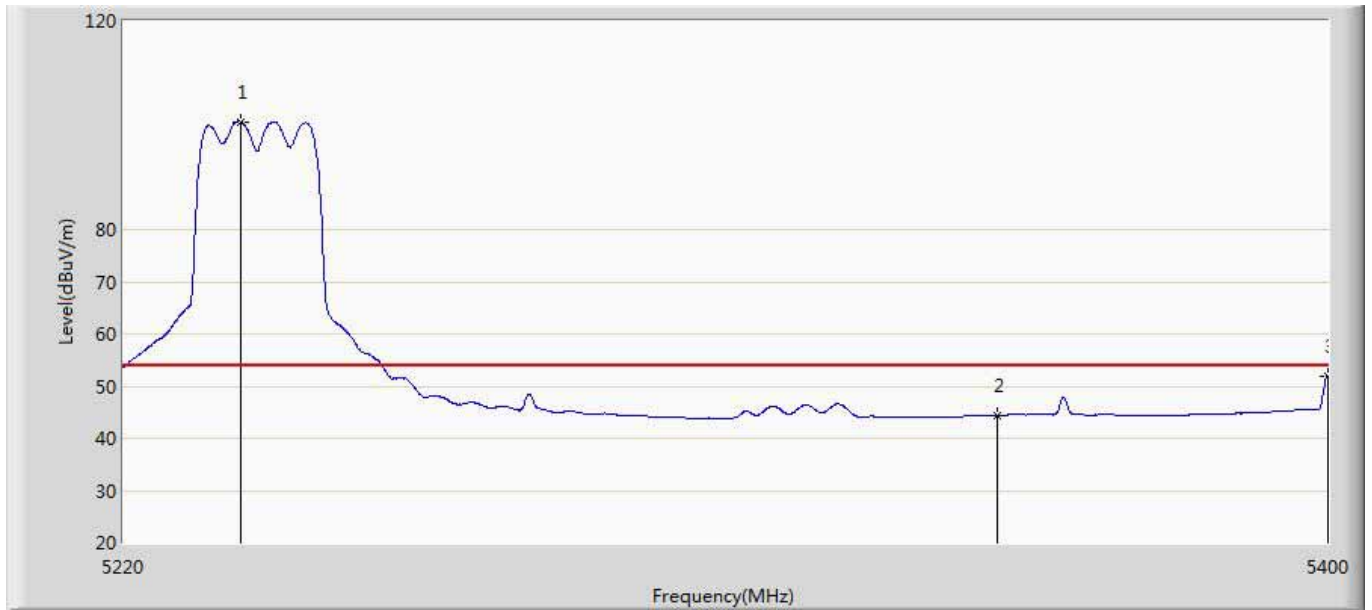
| No | Mark | Frequency (MHz) | Measure Level (dBuV/m) | Reading Level (dBuV) | Over Limit (dB) | Limit (dBuV/m) | Factor (dB) | Type |
|----|------|-----------------|------------------------|----------------------|-----------------|----------------|-------------|------|
| 1 | * | 5245.200 | 94.262 | 52.079 | N/A | N/A | 42.183 | AV |
| 2 | | 5350.000 | 43.922 | 1.406 | -10.078 | 54.000 | 42.516 | AV |

| | |
|---|--------------------------|
| Engineer: Cloud | |
| Site: AC5 | Time: 2016/02/22 - 13:58 |
| Limit: FCC_Part15.209_RE(3m) | Margin: 0 |
| Probe: Horn_3117_00167055(1-18GHz) | Polarity: Vertical |
| EUT: Wireless Router Motherboard | Power: DC 48V |
| Note: Mode 1: Transmit at channel 5240Mhz by 802.11a with ant 0 | |



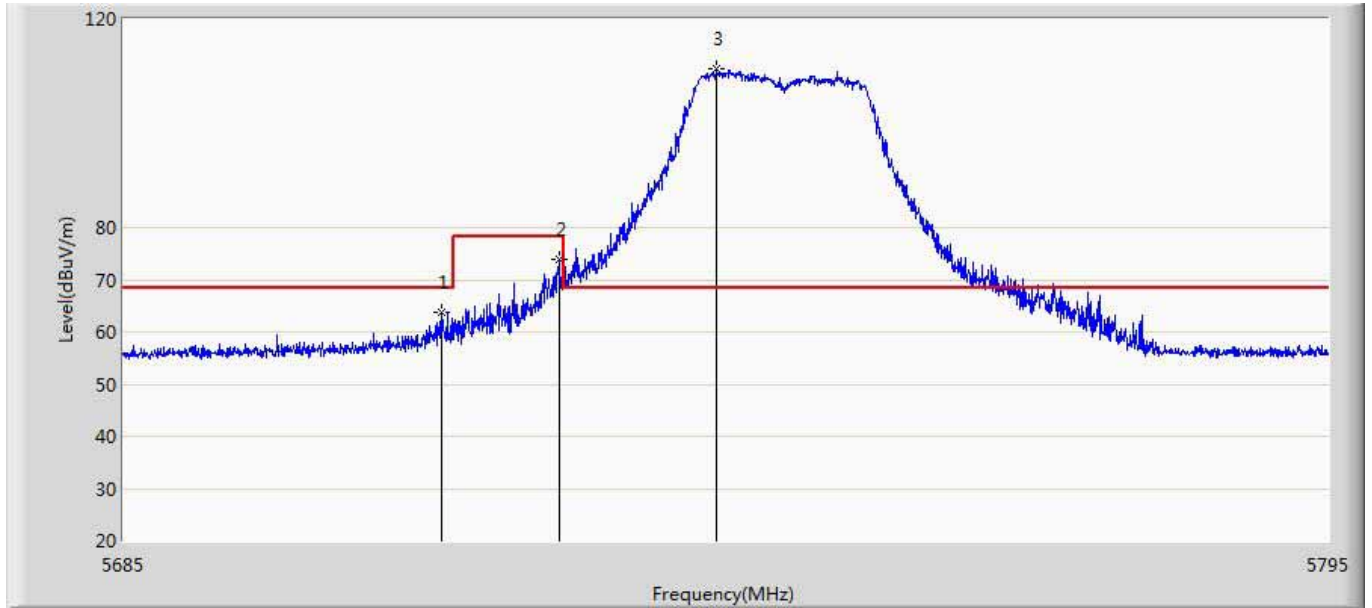
| No | Mark | Frequency (MHz) | Measure Level (dBuV/m) | Reading Level (dBuV) | Over Limit (dB) | Limit (dBuV/m) | Factor (dB) | Type |
|----|------|-----------------|------------------------|----------------------|-----------------|----------------|-------------|------|
| 1 | * | 5236.560 | 113.693 | 71.595 | N/A | N/A | 42.098 | PK |
| 2 | | 5350.000 | 56.485 | 13.969 | -17.515 | 74.000 | 42.516 | PK |

| | |
|---|--------------------------|
| Engineer: Cloud | |
| Site: AC5 | Time: 2016/02/22 - 13:58 |
| Limit: FCC_Part15.209_RE(3m) | Margin: 0 |
| Probe: Horn_3117_00167055(1-18GHz) | Polarity: Vertical |
| EUT: Wireless Router Motherboard | Power: DC 48V |
| Note: Mode 1: Transmit at channel 5240Mhz by 802.11a with ant 0+1 | |



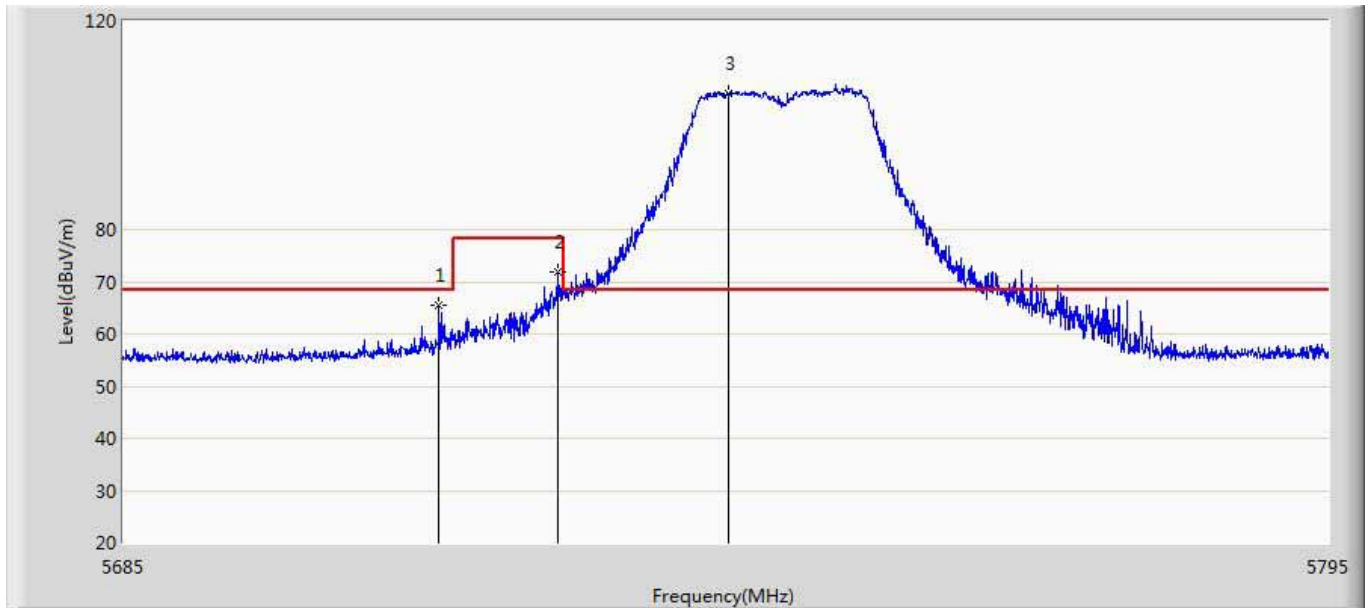
| No | Mark | Frequency (MHz) | Measure Level (dBuV/m) | Reading Level (dBuV) | Over Limit (dB) | Limit (dBuV/m) | Factor (dB) | Type |
|----|------|-----------------|------------------------|----------------------|-----------------|----------------|-------------|------|
| 1 | * | 5237.370 | 100.661 | 58.555 | N/A | N/A | 42.105 | AV |
| 2 | | 5350.000 | 44.361 | 1.845 | -9.639 | 54.000 | 42.516 | AV |
| 3 | | 5399.910 | 51.886 | 9.468 | -2.114 | 54.000 | 42.418 | AV |

| | |
|--|--------------------------|
| Engineer: Cloud | |
| Site: AC5 | Time: 2016/02/22 - 14:11 |
| Limit: FCC-15.407 new | Margin: 0 |
| Probe: Horn_3117_00167055(1-18GHz) | Polarity: Horizontal |
| EUT: Wireless Router Motherboard | Power: DC 48V |
| Note: Mode 1:Transmit at channel 5745Mhz by 802.11a with ant 0 | |



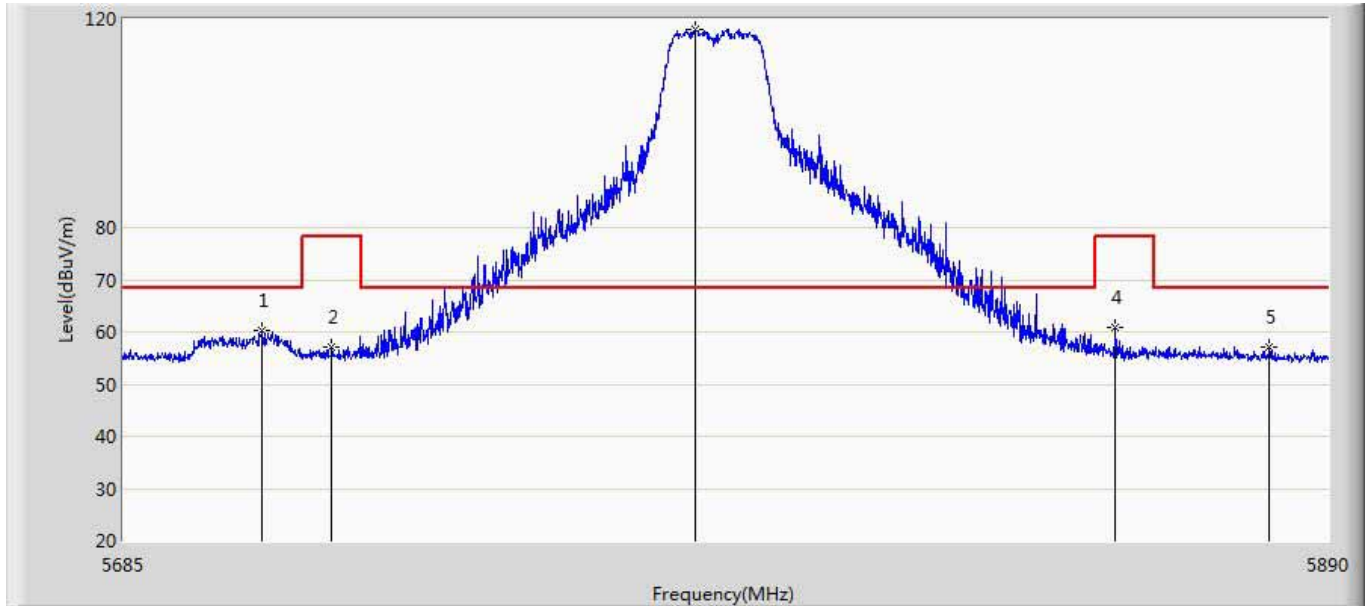
| No | Mark | Frequency (MHz) | Measure Level (dBuV/m) | Reading Level (dBuV) | Over Limit (dB) | Limit (dBuV/m) | Factor (dB) | Type |
|----|------|-----------------|------------------------|----------------------|-----------------|----------------|-------------|------|
| 1 | | 5713.875 | 63.705 | 20.401 | -4.595 | 68.300 | 43.304 | PK |
| 2 | | 5724.545 | 73.934 | 30.666 | -4.366 | 78.300 | 43.267 | PK |
| 3 | * | 5738.845 | 110.407 | 67.114 | N/A | N/A | 43.293 | PK |

| | |
|---|--------------------------|
| Engineer: Cloud | |
| Site: AC5 | Time: 2016/02/22 - 14:13 |
| Limit: FCC-15.407 new | Margin: 0 |
| Probe: Horn_3117_00167055(1-18GHz) | Polarity: Vertical |
| EUT: Wireless Router Motherboard | Power: DC 48V |
| Note: Mode 1: Transmit at channel 5745Mhz by 802.11a with ant 0 | |



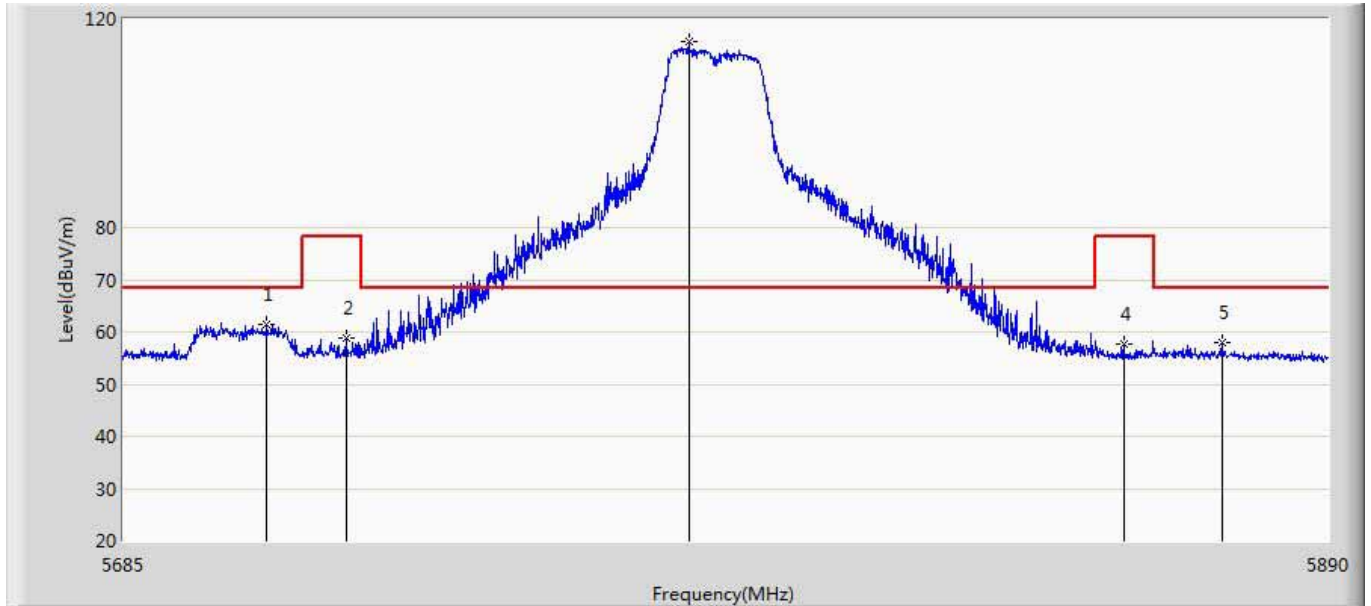
| No | Mark | Frequency (MHz) | Measure Level (dBuV/m) | Reading Level (dBuV) | Over Limit (dB) | Limit (dBuV/m) | Factor (dB) | Type |
|----|------|-----------------|------------------------|----------------------|-----------------|----------------|-------------|------|
| 1 | | 5713.655 | 65.567 | 22.262 | -2.733 | 68.300 | 43.304 | PK |
| 2 | | 5724.435 | 71.864 | 28.596 | -6.436 | 78.300 | 43.268 | PK |
| 3 | * | 5740.055 | 106.207 | 62.911 | N/A | N/A | 43.296 | PK |

| | |
|---|--------------------------|
| Engineer: Cloud | |
| Site: AC5 | Time: 2016/02/22 - 14:16 |
| Limit: FCC-15.407 new | Margin: 0 |
| Probe: Horn_3117_00167055(1-18GHz) | Polarity: Horizontal |
| EUT: Wireless Router Motherboard | Power: DC 48V |
| Note: Mode 1: Transmit at channel 5785Mhz by 802.11a with ant 0 | |



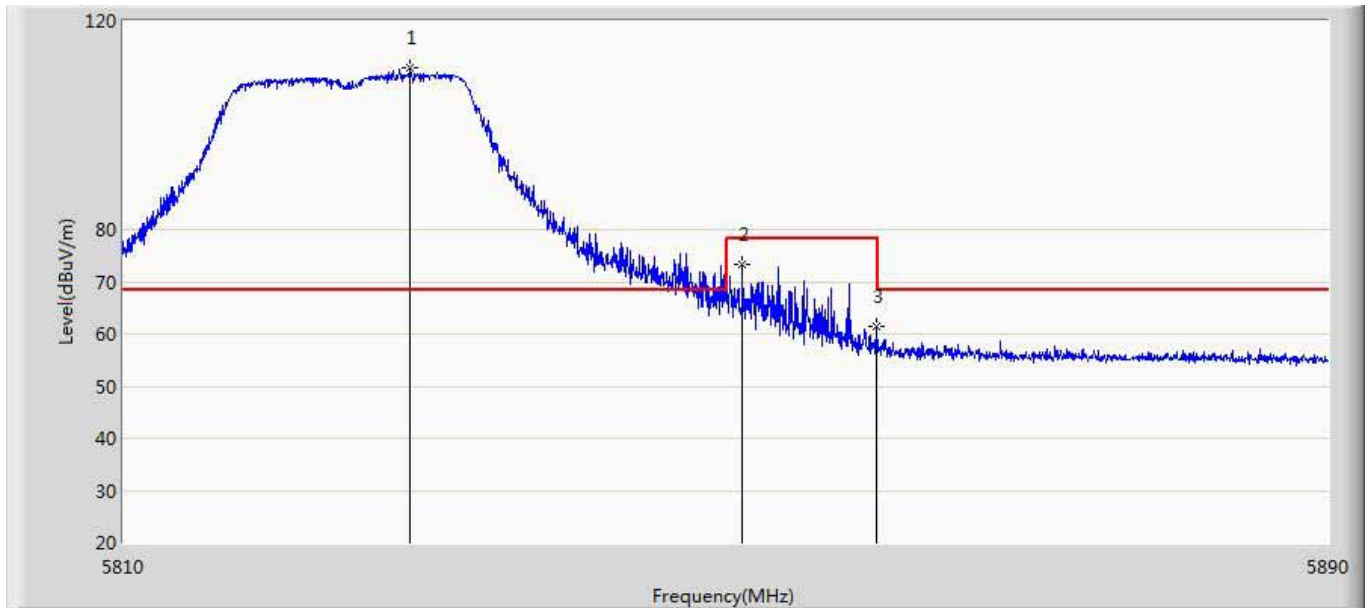
| No | Mark | Frequency (MHz) | Measure Level (dBuV/m) | Reading Level (dBuV) | Over Limit (dB) | Limit (dBuV/m) | Factor (dB) | Type |
|----|------|-----------------|------------------------|----------------------|-----------------|----------------|-------------|------|
| 1 | | 5708.370 | 60.282 | 16.964 | -8.018 | 68.300 | 43.318 | PK |
| 2 | | 5719.953 | 57.155 | 13.872 | -21.145 | 78.300 | 43.283 | PK |
| 3 | * | 5781.555 | 118.003 | 74.677 | N/A | N/A | 43.326 | PK |
| 4 | | 5853.305 | 60.977 | 17.482 | -17.323 | 78.300 | 43.495 | PK |
| 5 | | 5879.853 | 57.150 | 13.539 | -11.150 | 68.300 | 43.610 | PK |

| | |
|---|--------------------------|
| Engineer: Cloud | |
| Site: AC5 | Time: 2016/02/22 - 14:18 |
| Limit: FCC-15.407 new | Margin: 0 |
| Probe: Horn_3117_00167055(1-18GHz) | Polarity: Vertical |
| EUT: Wireless Router Motherboard | Power: DC 48V |
| Note: Mode 1: Transmit at channel 5785Mhz by 802.11a with ant 0 | |



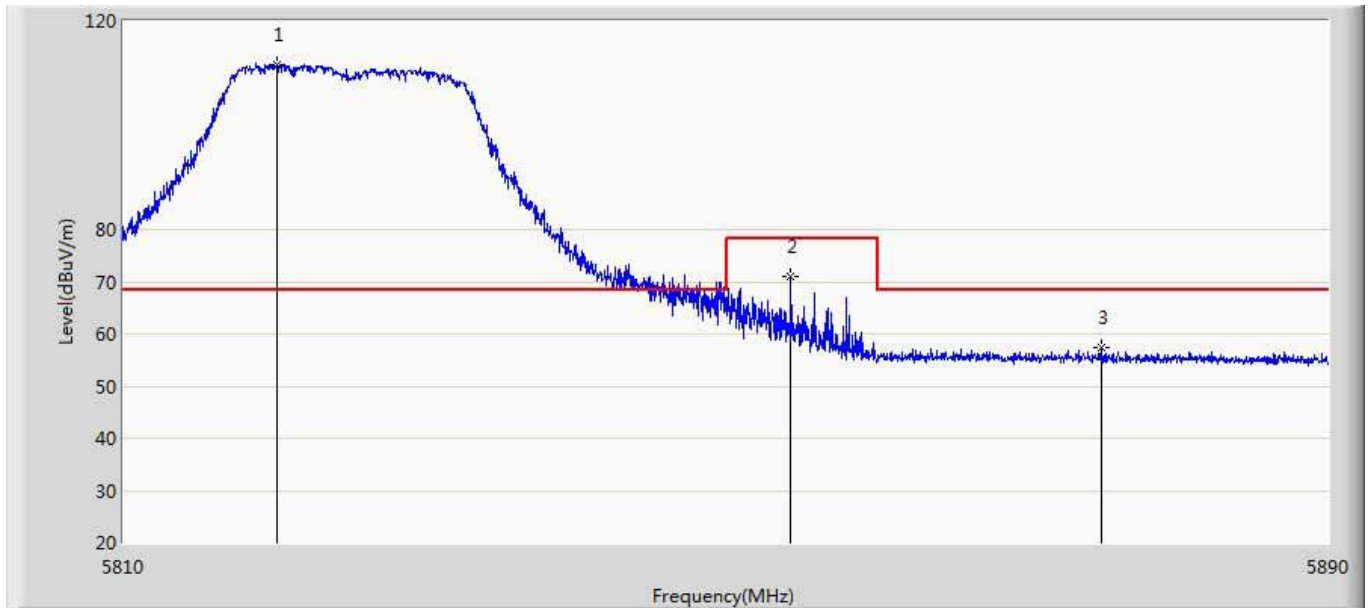
| No | Mark | Frequency (MHz) | Measure Level (dBuV/m) | Reading Level (dBuV) | Over Limit (dB) | Limit (dBuV/m) | Factor (dB) | Type |
|----|------|-----------------|------------------------|----------------------|-----------------|----------------|-------------|------|
| 1 | | 5709.087 | 61.448 | 18.128 | -6.852 | 68.300 | 43.320 | PK |
| 2 | | 5722.413 | 58.971 | 15.696 | -19.329 | 78.300 | 43.275 | PK |
| 3 | * | 5780.325 | 115.614 | 72.284 | N/A | N/A | 43.330 | PK |
| 4 | | 5854.740 | 57.611 | 14.105 | -20.689 | 78.300 | 43.506 | PK |
| 5 | | 5871.652 | 57.896 | 14.305 | -10.404 | 68.300 | 43.592 | PK |

| | |
|--|--------------------------|
| Engineer: Cloud | |
| Site: AC5 | Time: 2016/02/22 - 14:22 |
| Limit: FCC-15.407 new | Margin: 0 |
| Probe: Horn_3117_00167055(1-18GHz) | Polarity: Horizontal |
| EUT: Wireless Router Motherboard | Power: DC 48V |
| Note: Mode 1:Transmit at channel 5825Mhz by 802.11a with ant 0 | |



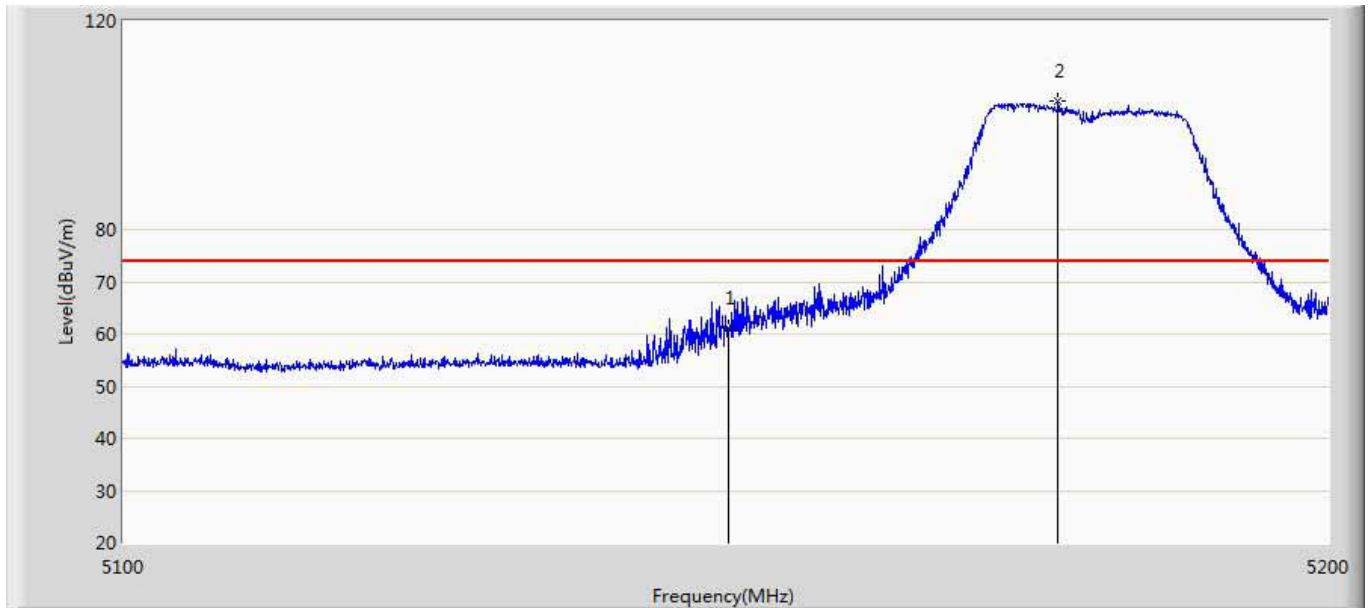
| No | Mark | Frequency (MHz) | Measure Level (dBuV/m) | Reading Level (dBuV) | Over Limit (dB) | Limit (dBuV/m) | Factor (dB) | Type |
|----|------|-----------------|------------------------|----------------------|-----------------|----------------|-------------|------|
| 1 | * | 5828.960 | 111.131 | 67.720 | N/A | N/A | 43.411 | PK |
| 2 | | 5851.000 | 73.325 | 29.848 | -4.975 | 78.300 | 43.476 | PK |
| 3 | | 5859.920 | 61.504 | 17.959 | -16.796 | 78.300 | 43.545 | PK |

| | |
|---|--------------------------|
| Engineer: Cloud | |
| Site: AC5 | Time: 2016/02/22 - 14:24 |
| Limit: FCC-15.407 new | Margin: 0 |
| Probe: Horn_3117_00167055(1-18GHz) | Polarity: Vertical |
| EUT: Wireless Router Motherboard | Power: DC 48V |
| Note: Mode 1: Transmit at channel 5825Mhz by 802.11a with ant 0 | |



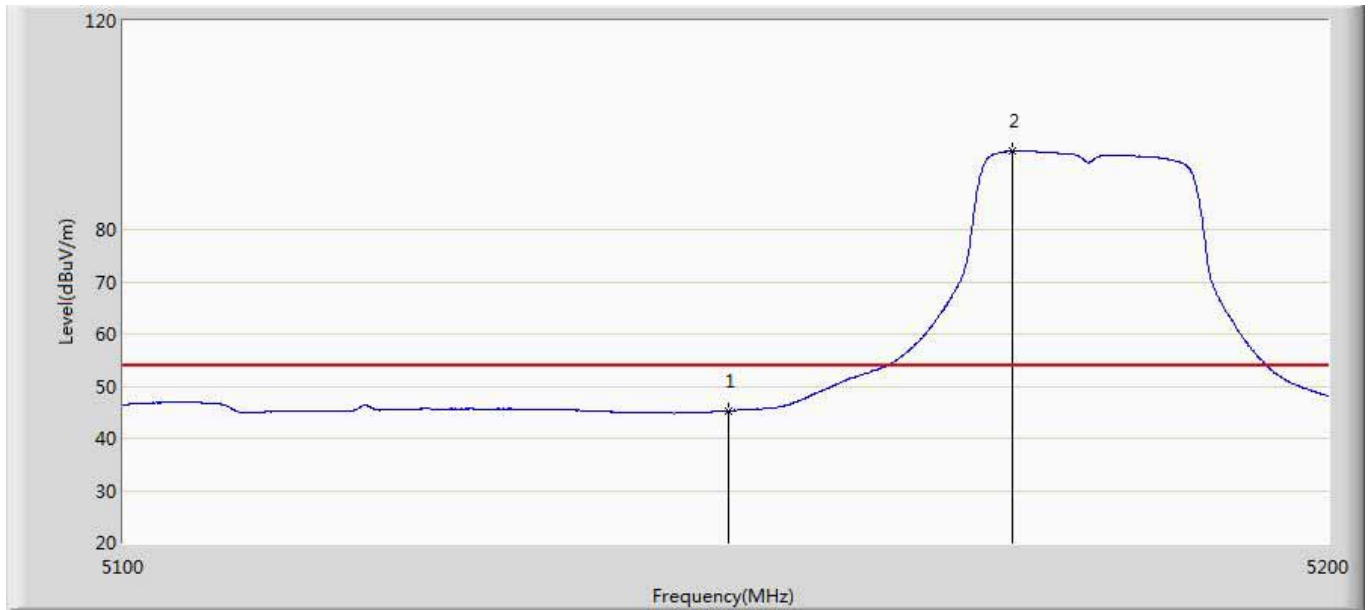
| No | Mark | Frequency (MHz) | Measure Level (dBuV/m) | Reading Level (dBuV) | Over Limit (dB) | Limit (dBuV/m) | Factor (dB) | Type |
|----|------|-----------------|------------------------|----------------------|-----------------|----------------|-------------|------|
| 1 | * | 5820.200 | 111.507 | 68.115 | N/A | N/A | 43.392 | PK |
| 2 | | 5854.200 | 71.122 | 27.621 | -7.178 | 78.300 | 43.501 | PK |
| 3 | | 5874.840 | 57.310 | 13.709 | -10.990 | 68.300 | 43.601 | PK |

| | |
|--|--------------------------|
| Engineer: Cloud | |
| Site: AC5 | Time: 2016/02/22 - 14:28 |
| Limit: FCC_Part15.209_RE(3m) | Margin: 0 |
| Probe: Horn_3117_00167055(1-18GHz) | Polarity: Horizontal |
| EUT: Wireless Router Motherboard | Power: DC 48V |
| Note: Mode 2:Transmit at channel 5180Mhz by 802.11n20 with ant 0 | |



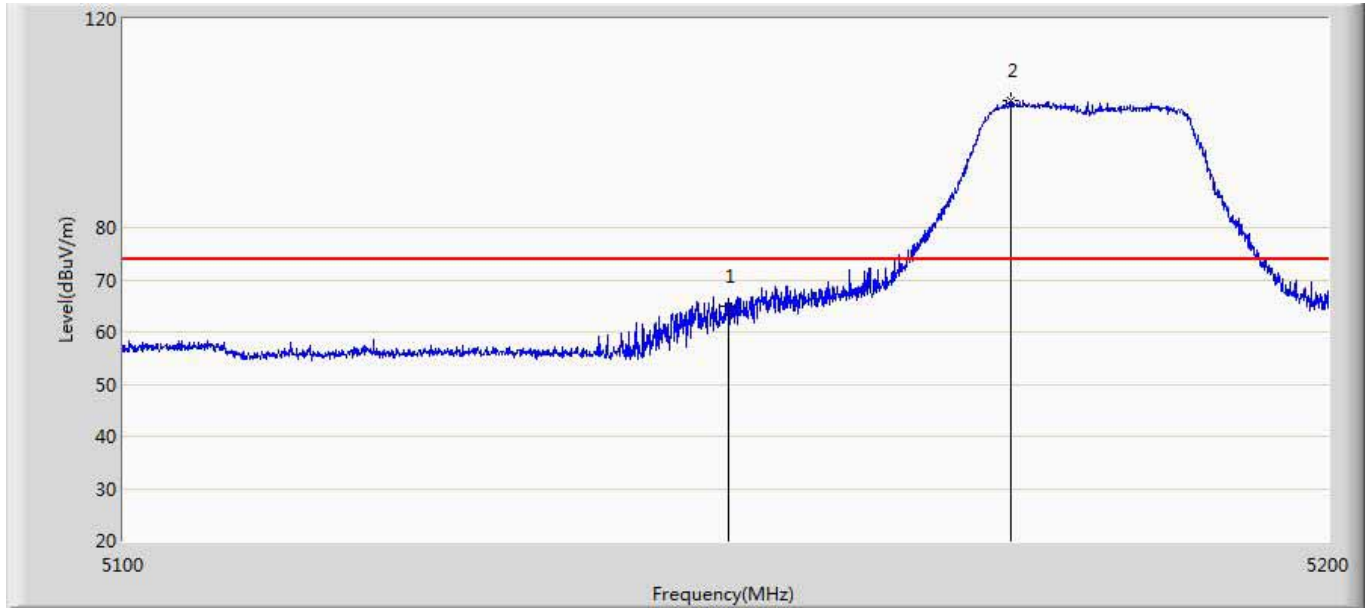
| No | Mark | Frequency (MHz) | Measure Level (dBuV/m) | Reading Level (dBuV) | Over Limit (dB) | Limit (dBuV/m) | Factor (dB) | Type |
|----|------|-----------------|------------------------|----------------------|-----------------|----------------|-------------|------|
| 1 | | 5150.000 | 61.033 | 19.018 | -12.967 | 74.000 | 42.015 | PK |
| 2 | * | 5177.450 | 104.652 | 62.507 | N/A | N/A | 42.145 | PK |

| | |
|--|--------------------------|
| Engineer: Cloud | |
| Site: AC5 | Time: 2016/02/22 - 14:30 |
| Limit: FCC_Part15.209_RE(3m) | Margin: 0 |
| Probe: Horn_3117_00167055(1-18GHz) | Polarity: Horizontal |
| EUT: Wireless Router Motherboard | Power: DC 48V |
| Note: Mode 2:Transmit at channel 5180Mhz by 802.11n20 with ant 0 | |



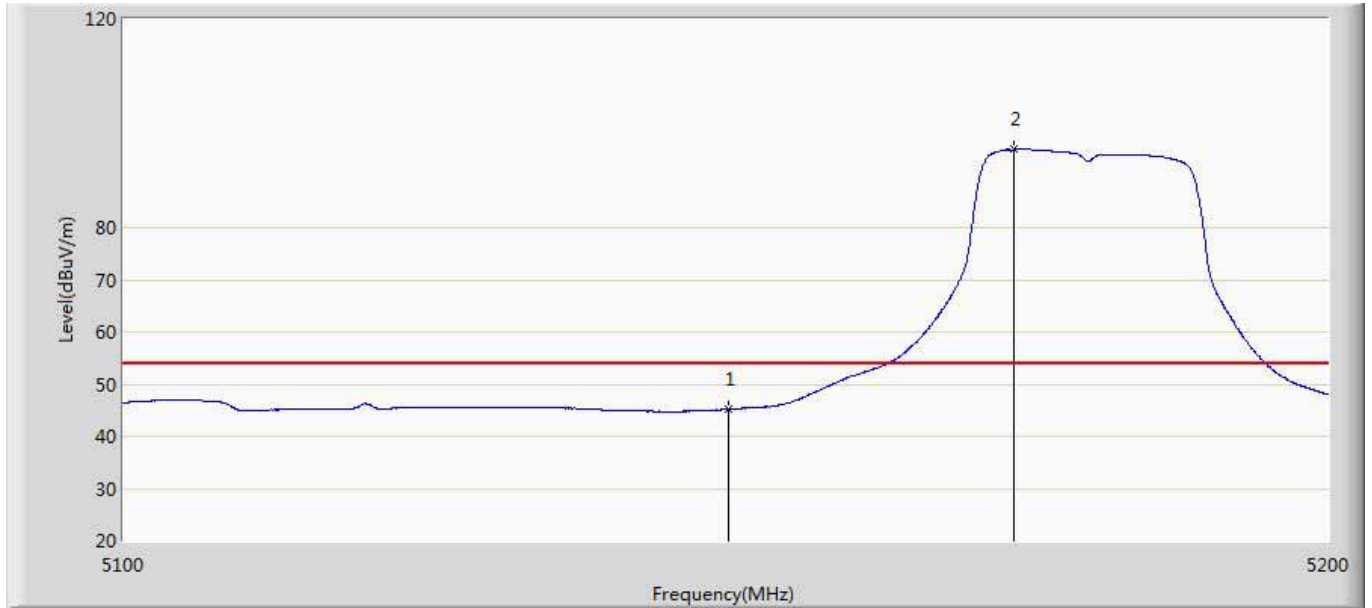
| No | Mark | Frequency (MHz) | Measure Level (dBuV/m) | Reading Level (dBuV) | Over Limit (dB) | Limit (dBuV/m) | Factor (dB) | Type |
|----|------|-----------------|------------------------|----------------------|-----------------|----------------|-------------|------|
| 1 | | 5150.000 | 45.296 | 3.281 | -8.704 | 54.000 | 42.015 | AV |
| 2 | * | 5173.600 | 95.011 | 52.866 | N/A | N/A | 42.146 | AV |

| | |
|--|--------------------------|
| Engineer: Cloud | |
| Site: AC5 | Time: 2016/02/22 - 14:33 |
| Limit: FCC_Part15.209_RE(3m) | Margin: 0 |
| Probe: Horn_3117_00167055(1-18GHz) | Polarity: Vertical |
| EUT: Wireless Router Motherboard | Power: DC 48V |
| Note: Mode 2:Transmit at channel 5180Mhz by 802.11n20 with ant 0 | |



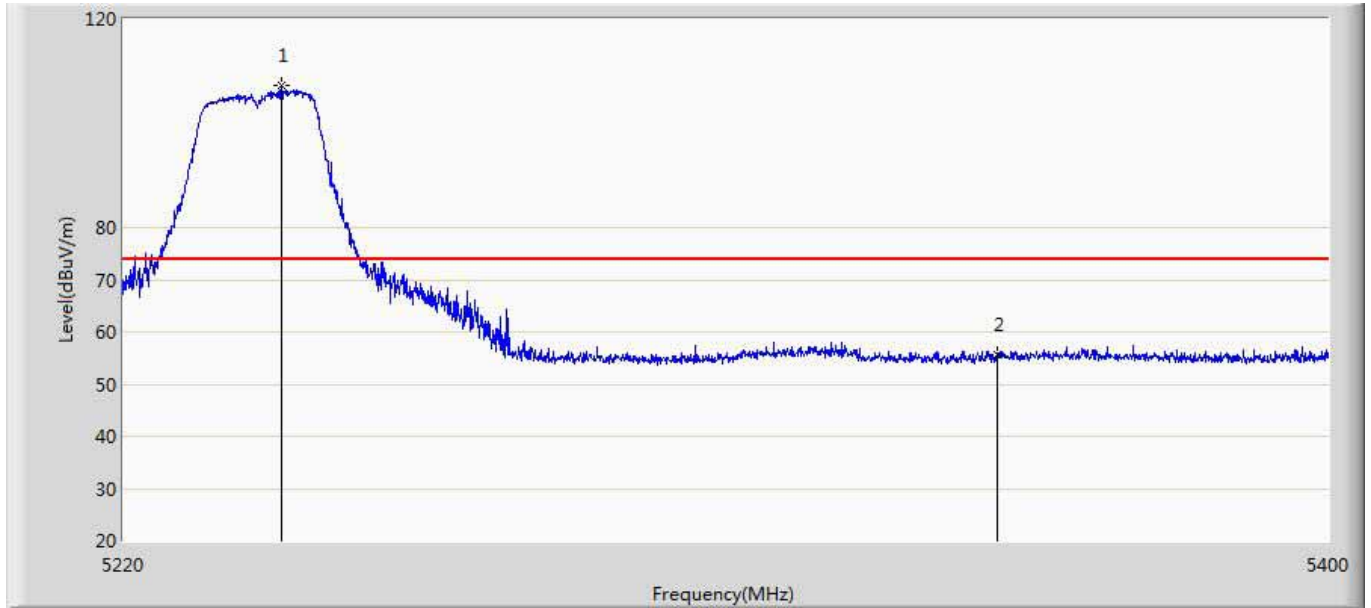
| No | Mark | Frequency (MHz) | Measure Level (dBuV/m) | Reading Level (dBuV) | Over Limit (dB) | Limit (dBuV/m) | Factor (dB) | Type |
|----|------|-----------------|------------------------|----------------------|-----------------|----------------|-------------|------|
| 1 | | 5150.000 | 64.906 | 22.891 | -9.094 | 74.000 | 42.015 | PK |
| 2 | * | 5173.450 | 104.299 | 62.154 | N/A | N/A | 42.145 | PK |

| | |
|--|--------------------------|
| Engineer: Cloud | |
| Site: AC5 | Time: 2016/02/22 - 14:33 |
| Limit: FCC_Part15.209_RE(3m) | Margin: 0 |
| Probe: Horn_3117_00167055(1-18GHz) | Polarity: Vertical |
| EUT: Wireless Router Motherboard | Power: DC 48V |
| Note: Mode 2:Transmit at channel 5180Mhz by 802.11n20 with ant 0 | |



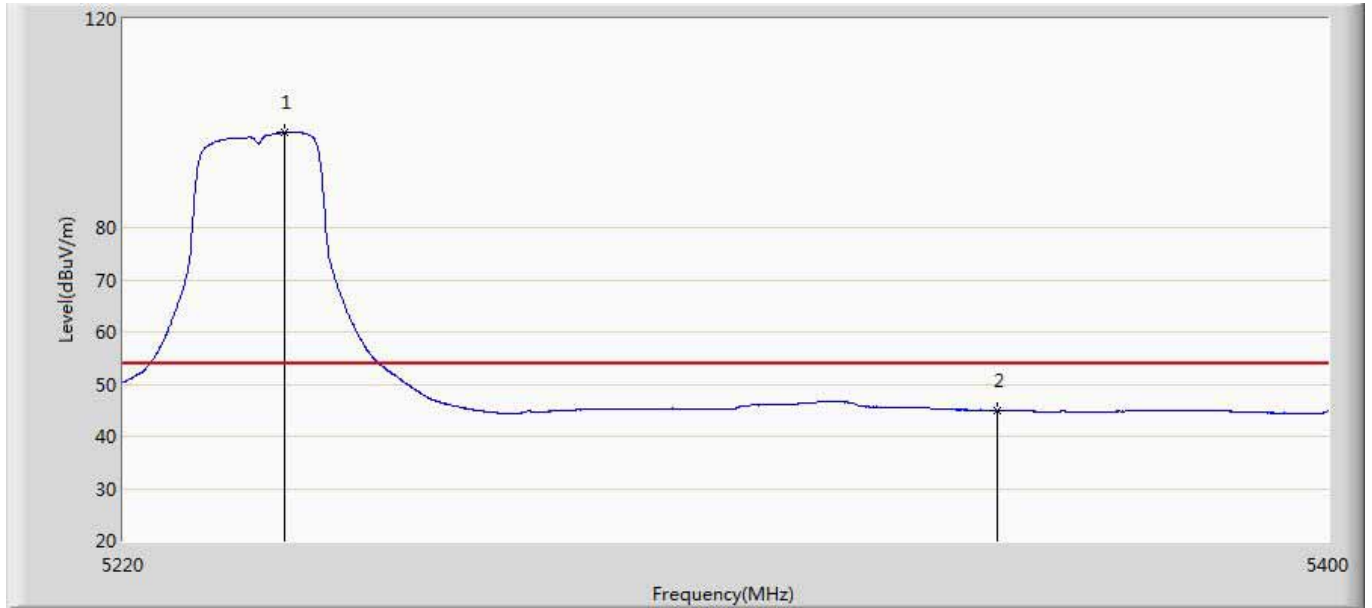
| No | Mark | Frequency (MHz) | Measure Level (dBuV/m) | Reading Level (dBuV) | Over Limit (dB) | Limit (dBuV/m) | Factor (dB) | Type |
|----|------|-----------------|------------------------|----------------------|-----------------|----------------|-------------|------|
| 1 | | 5150.000 | 45.214 | 3.199 | -8.786 | 54.000 | 42.015 | AV |
| 2 | * | 5173.800 | 94.946 | 52.801 | N/A | N/A | 42.146 | AV |

| | |
|--|--------------------------|
| Engineer: Cloud | |
| Site: AC5 | Time: 2016/02/22 - 14:38 |
| Limit: FCC_Part15.209_RE(3m) | Margin: 0 |
| Probe: Horn_3117_00167055(1-18GHz) | Polarity: Horizontal |
| EUT: Wireless Router Motherboard | Power: DC 48V |
| Note: Mode 2:Transmit at channel 5240Mhz by 802.11n20 with ant 0 | |



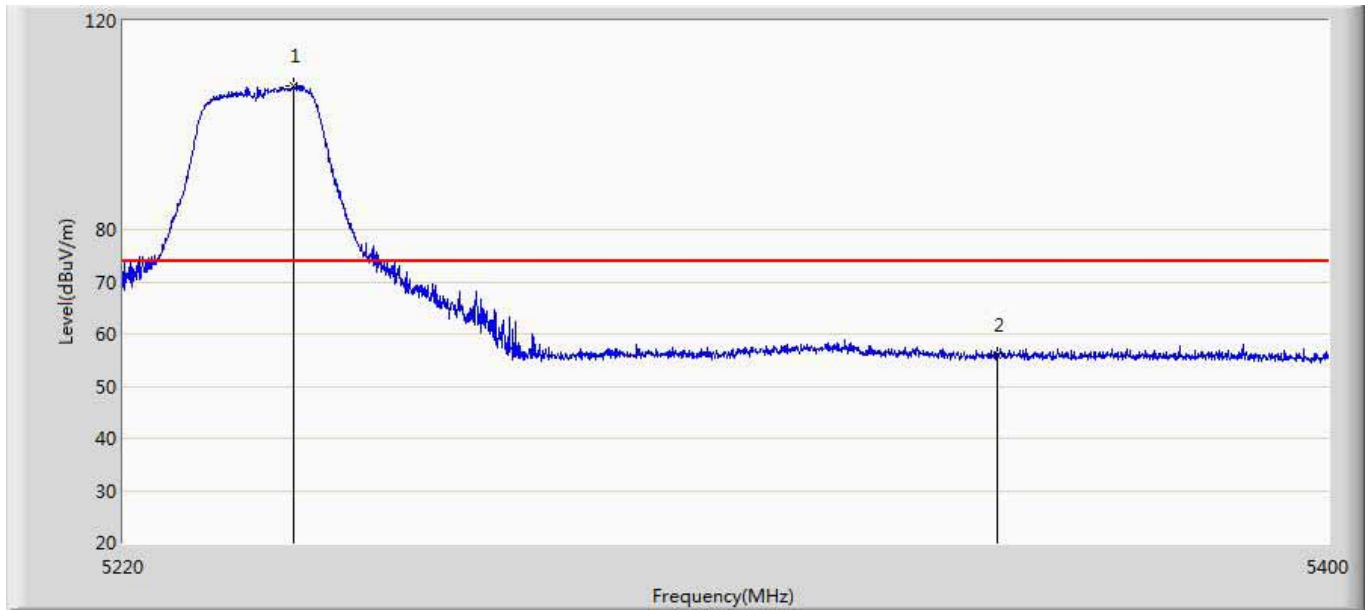
| No | Mark | Frequency (MHz) | Measure Level (dBuV/m) | Reading Level (dBuV) | Over Limit (dB) | Limit (dBuV/m) | Factor (dB) | Type |
|----|------|-----------------|------------------------|----------------------|-----------------|----------------|-------------|------|
| 1 | * | 5243.310 | 107.367 | 65.203 | N/A | N/A | 42.164 | PK |
| 2 | | 5350.000 | 55.787 | 13.271 | -18.213 | 74.000 | 42.516 | PK |

| | |
|--|--------------------------|
| Engineer: Cloud | |
| Site: AC5 | Time: 2016/02/22 - 14:38 |
| Limit: FCC_Part15.209_RE(3m) | Margin: 0 |
| Probe: Horn_3117_00167055(1-18GHz) | Polarity: Horizontal |
| EUT: Wireless Router Motherboard | Power: DC 48V |
| Note: Mode 2:Transmit at channel 5240Mhz by 802.11n20 with ant 0 | |



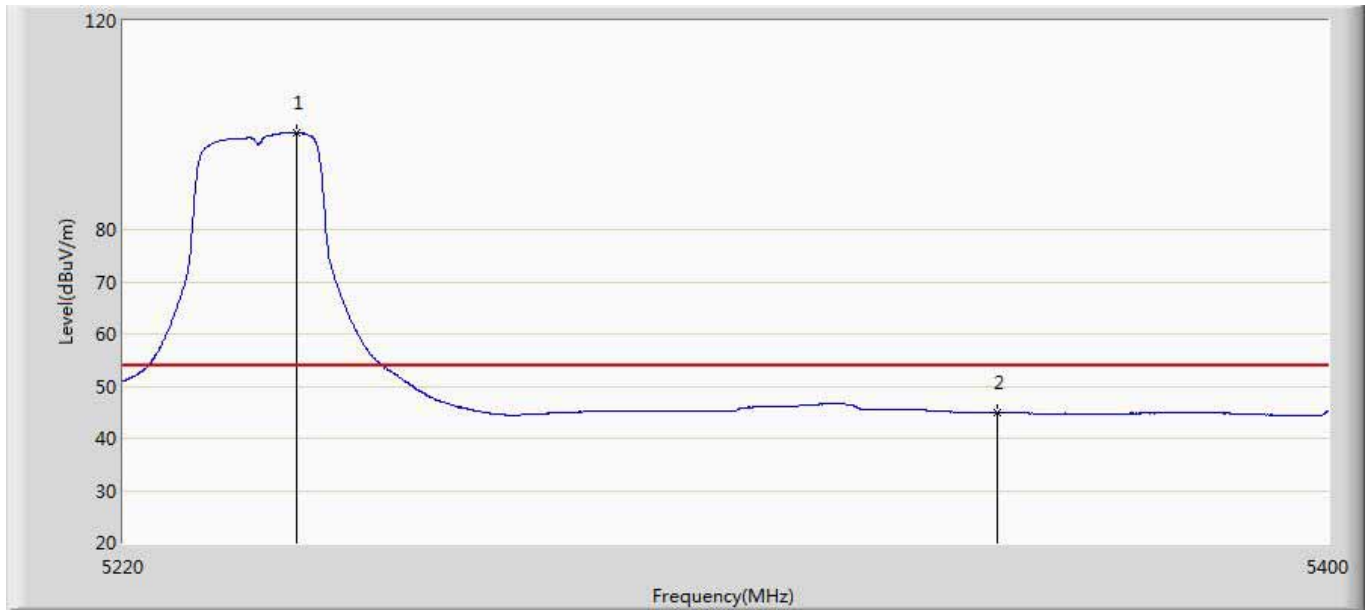
| No | Mark | Frequency (MHz) | Measure Level (dBuV/m) | Reading Level (dBuV) | Over Limit (dB) | Limit (dBuV/m) | Factor (dB) | Type |
|----|------|-----------------|------------------------|----------------------|-----------------|----------------|-------------|------|
| 1 | * | 5243.760 | 98.197 | 56.028 | N/A | N/A | 42.169 | AV |
| 2 | | 5350.000 | 45.000 | 2.484 | -9.000 | 54.000 | 42.516 | AV |

| | |
|--|--------------------------|
| Engineer: Cloud | |
| Site: AC5 | Time: 2016/02/22 - 14:42 |
| Limit: FCC_Part15.209_RE(3m) | Margin: 0 |
| Probe: Horn_3117_00167055(1-18GHz) | Polarity: Vertical |
| EUT: Wireless Router Motherboard | Power: DC 48V |
| Note: Mode 2:Transmit at channel 5240Mhz by 802.11n20 with ant 0 | |



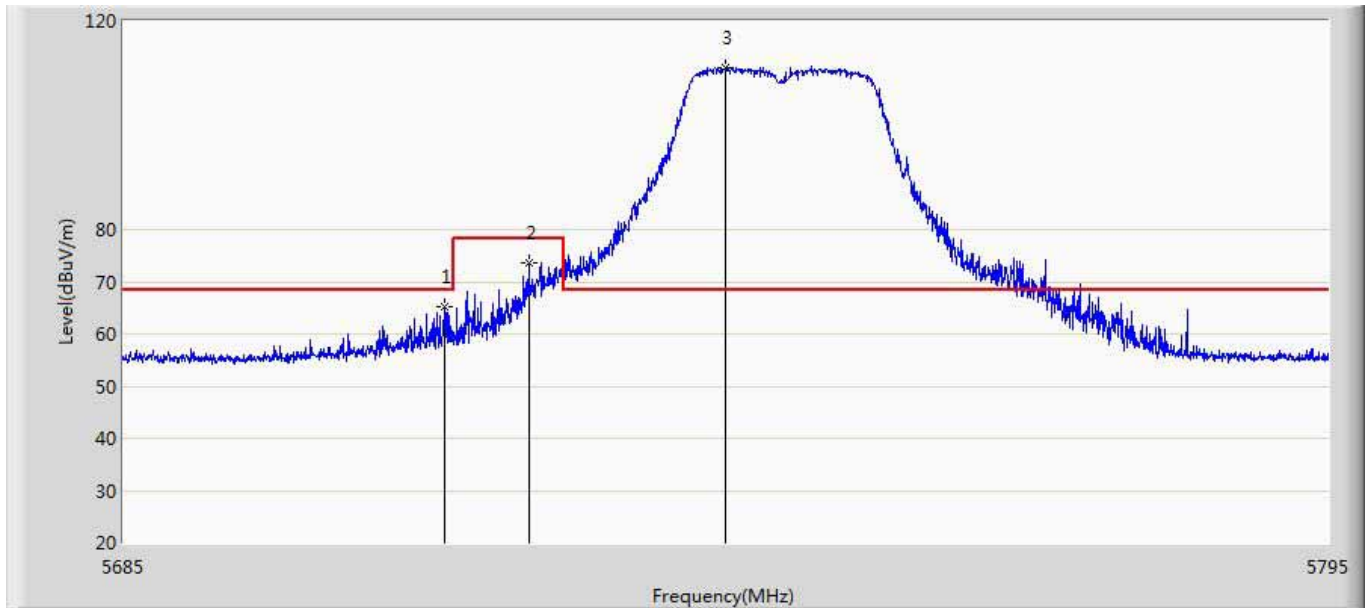
| No | Mark | Frequency (MHz) | Measure Level (dBuV/m) | Reading Level (dBuV) | Over Limit (dB) | Limit (dBuV/m) | Factor (dB) | Type |
|----|------|-----------------|------------------------|----------------------|-----------------|----------------|-------------|------|
| 1 | * | 5245.200 | 107.431 | 65.248 | N/A | N/A | 42.183 | PK |
| 2 | | 5350.000 | 56.080 | 13.564 | -17.920 | 74.000 | 42.516 | PK |

| | |
|--|--------------------------|
| Engineer: Cloud | |
| Site: AC5 | Time: 2016/02/22 - 14:43 |
| Limit: FCC_Part15.209_RE(3m) | Margin: 0 |
| Probe: Horn_3117_00167055(1-18GHz) | Polarity: Vertical |
| EUT: Wireless Router Motherboard | Power: DC 48V |
| Note: Mode 2:Transmit at channel 5240Mhz by 802.11n20 with ant 0 | |



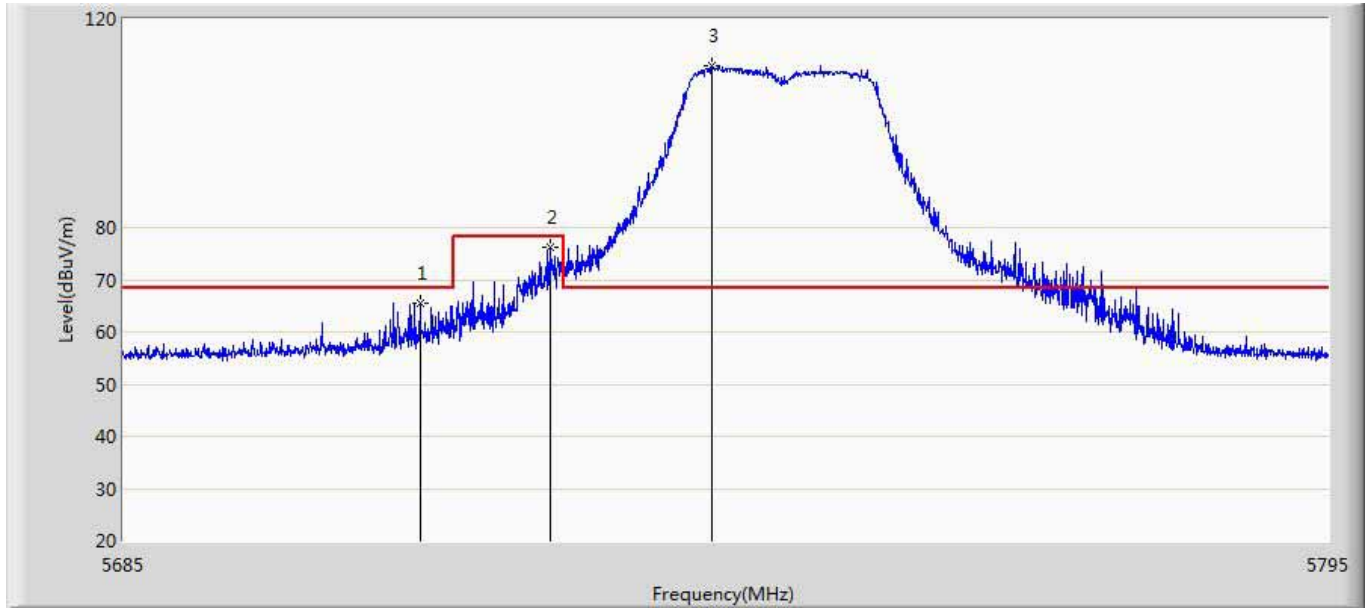
| No | Mark | Frequency (MHz) | Measure Level (dBuV/m) | Reading Level (dBuV) | Over Limit (dB) | Limit (dBuV/m) | Factor (dB) | Type |
|----|------|-----------------|------------------------|----------------------|-----------------|----------------|-------------|------|
| 1 | * | 5245.470 | 98.623 | 56.438 | N/A | N/A | 42.185 | AV |
| 2 | | 5350.000 | 44.949 | 2.433 | -9.051 | 54.000 | 42.516 | AV |

| | |
|--|--------------------------|
| Engineer: Cloud | |
| Site: AC5 | Time: 2016/02/22 - 15:16 |
| Limit: FCC-15.407 new | Margin: 0 |
| Probe: Horn_3117_00167055(1-18GHz) | Polarity: Horizontal |
| EUT: Wireless Router Motherboard | Power: DC 48V |
| Note: Mode 2:Transmit at channel 5745Mhz by 802.11n20 with ant 0 | |



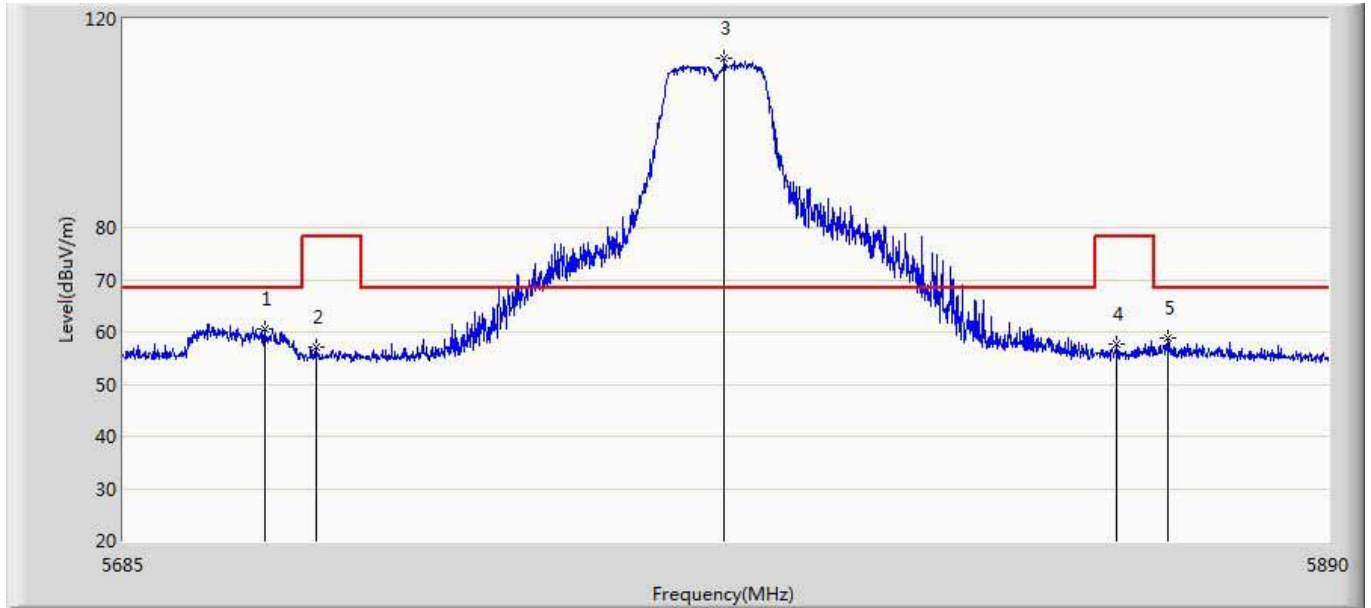
| No | Mark | Frequency (MHz) | Measure Level (dBuV/m) | Reading Level (dBuV) | Over Limit (dB) | Limit (dBuV/m) | Factor (dB) | Type |
|----|------|-----------------|------------------------|----------------------|-----------------|----------------|-------------|------|
| 1 | | 5714.095 | 65.203 | 21.900 | -3.097 | 68.300 | 43.303 | PK |
| 2 | | 5721.795 | 73.682 | 30.405 | -4.618 | 78.300 | 43.277 | PK |
| 3 | * | 5739.670 | 110.961 | 67.666 | N/A | N/A | 43.295 | PK |

| | |
|--|--------------------------|
| Engineer: Cloud | |
| Site: AC5 | Time: 2016/02/22 - 15:18 |
| Limit: FCC-15.407 new | Margin: 0 |
| Probe: Horn_3117_00167055(1-18GHz) | Polarity: Vertical |
| EUT: Wireless Router Motherboard | Power: DC 48V |
| Note: Mode 2:Transmit at channel 5745Mhz by 802.11n20 with ant 0 | |



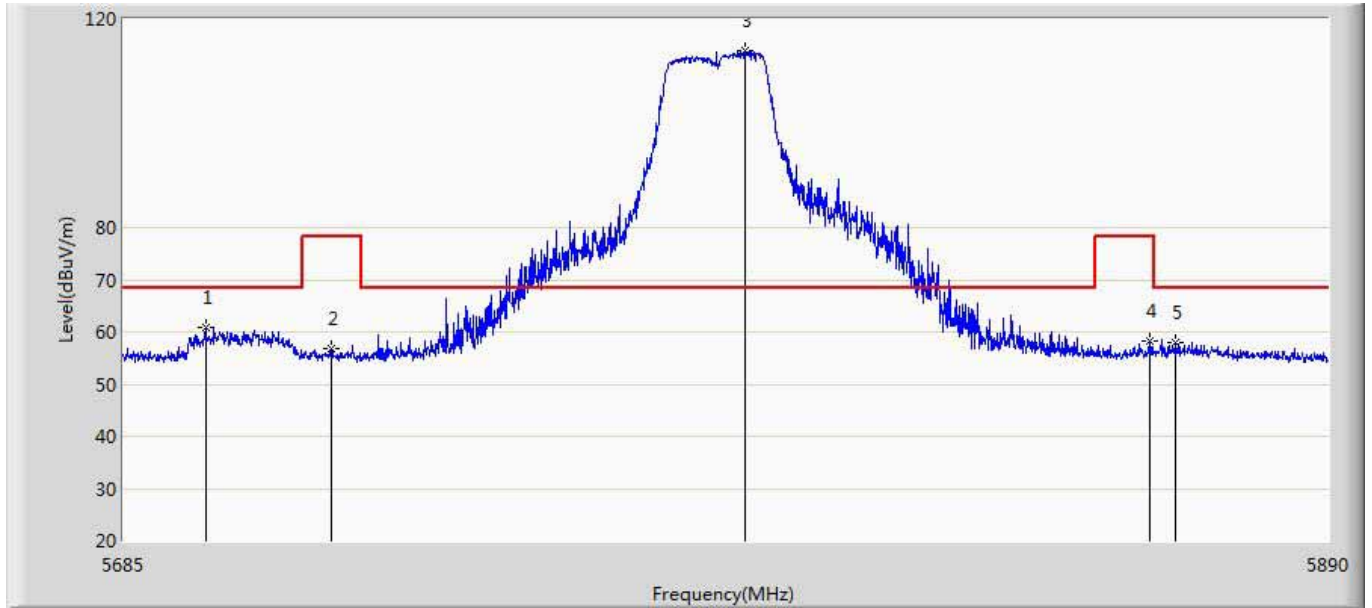
| No | Mark | Frequency (MHz) | Measure Level (dBuV/m) | Reading Level (dBuV) | Over Limit (dB) | Limit (dBuV/m) | Factor (dB) | Type |
|----|------|-----------------|------------------------|----------------------|-----------------|----------------|-------------|------|
| 1 | | 5711.950 | 65.560 | 22.250 | -2.740 | 68.300 | 43.310 | PK |
| 2 | | 5723.830 | 76.104 | 32.834 | -2.196 | 78.300 | 43.270 | PK |
| 3 | * | 5738.515 | 110.975 | 67.683 | N/A | N/A | 43.292 | PK |

| | |
|--|--------------------------|
| Engineer: Cloud | |
| Site: AC5 | Time: 2016/02/22 - 15:20 |
| Limit: FCC-15.407 new | Margin: 0 |
| Probe: Horn_3117_00167055(1-18GHz) | Polarity: Horizontal |
| EUT: Wireless Router Motherboard | Power: DC 48V |
| Note: Mode 2:Transmit at channel 5785Mhz by 802.11N20 with ant 0 | |



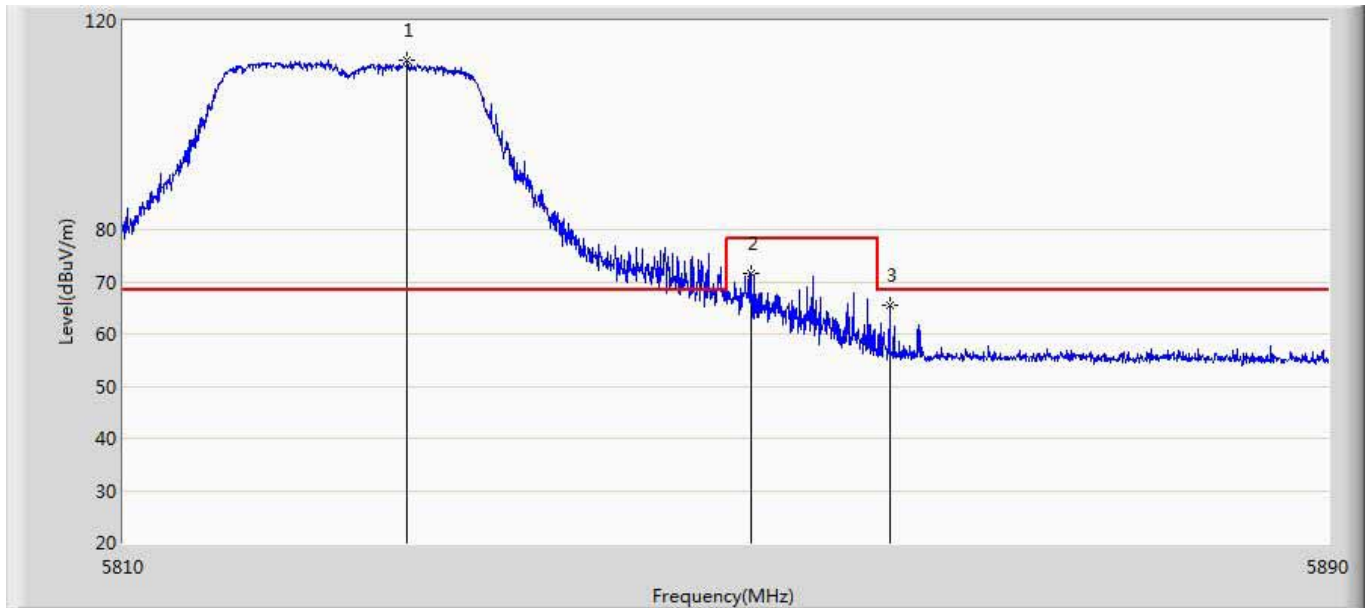
| No | Mark | Frequency (MHz) | Measure Level (dBuV/m) | Reading Level (dBuV) | Over Limit (dB) | Limit (dBuV/m) | Factor (dB) | Type |
|----|------|-----------------|------------------------|----------------------|-----------------|----------------|-------------|------|
| 1 | | 5708.780 | 60.704 | 17.384 | -7.596 | 68.300 | 43.320 | PK |
| 2 | | 5717.288 | 56.987 | 13.695 | -21.313 | 78.300 | 43.292 | PK |
| 3 | * | 5786.373 | 112.495 | 69.184 | N/A | N/A | 43.311 | PK |
| 4 | | 5853.612 | 57.548 | 14.051 | -20.752 | 78.300 | 43.497 | PK |
| 5 | | 5862.428 | 58.794 | 15.231 | -9.506 | 68.300 | 43.563 | PK |

| | |
|--|--------------------------|
| Engineer: Cloud | |
| Site: AC5 | Time: 2016/02/22 - 15:21 |
| Limit: FCC-15.407 new | Margin: 0 |
| Probe: Horn_3117_00167055(1-18GHz) | Polarity: Vertical |
| EUT: Wireless Router Motherboard | Power: DC 48V |
| Note: Mode 2:Transmit at channel 5785Mhz by 802.11N20 with ant 0 | |



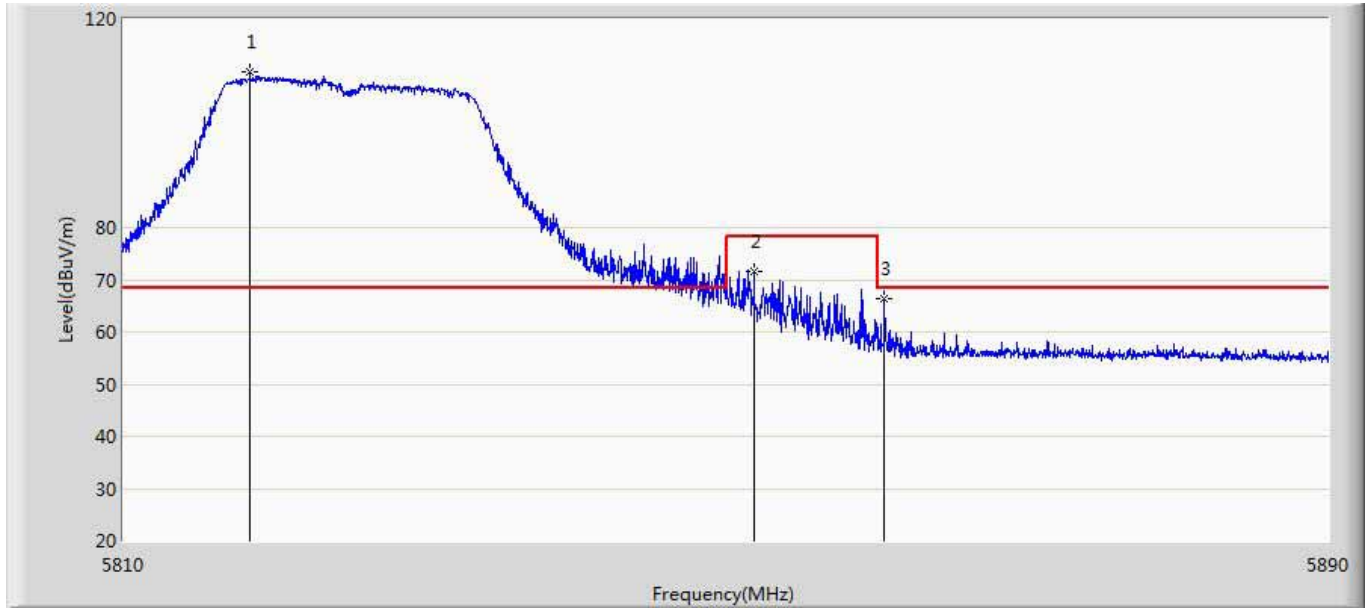
| No | Mark | Frequency (MHz) | Measure Level (dBuV/m) | Reading Level (dBuV) | Over Limit (dB) | Limit (dBuV/m) | Factor (dB) | Type |
|----|------|-----------------|------------------------|----------------------|-----------------|----------------|-------------|------|
| 1 | | 5698.837 | 60.989 | 17.701 | -7.311 | 68.300 | 43.289 | PK |
| 2 | | 5720.055 | 56.697 | 13.414 | -21.603 | 78.300 | 43.283 | PK |
| 3 | * | 5789.960 | 113.981 | 70.682 | N/A | N/A | 43.299 | PK |
| 4 | | 5859.147 | 58.116 | 14.577 | -20.184 | 78.300 | 43.539 | PK |
| 5 | | 5863.760 | 57.855 | 14.288 | -10.445 | 68.300 | 43.566 | PK |

| | |
|--|--------------------------|
| Engineer: Cloud | |
| Site: AC5 | Time: 2016/02/22 - 15:26 |
| Limit: FCC-15.407 new | Margin: 0 |
| Probe: Horn_3117_00167055(1-18GHz) | Polarity: Horizontal |
| EUT: Wireless Router Motherboard | Power: DC 48V |
| Note: Mode 2:Transmit at channel 5825Mhz by 802.11N20 with ant 0 | |



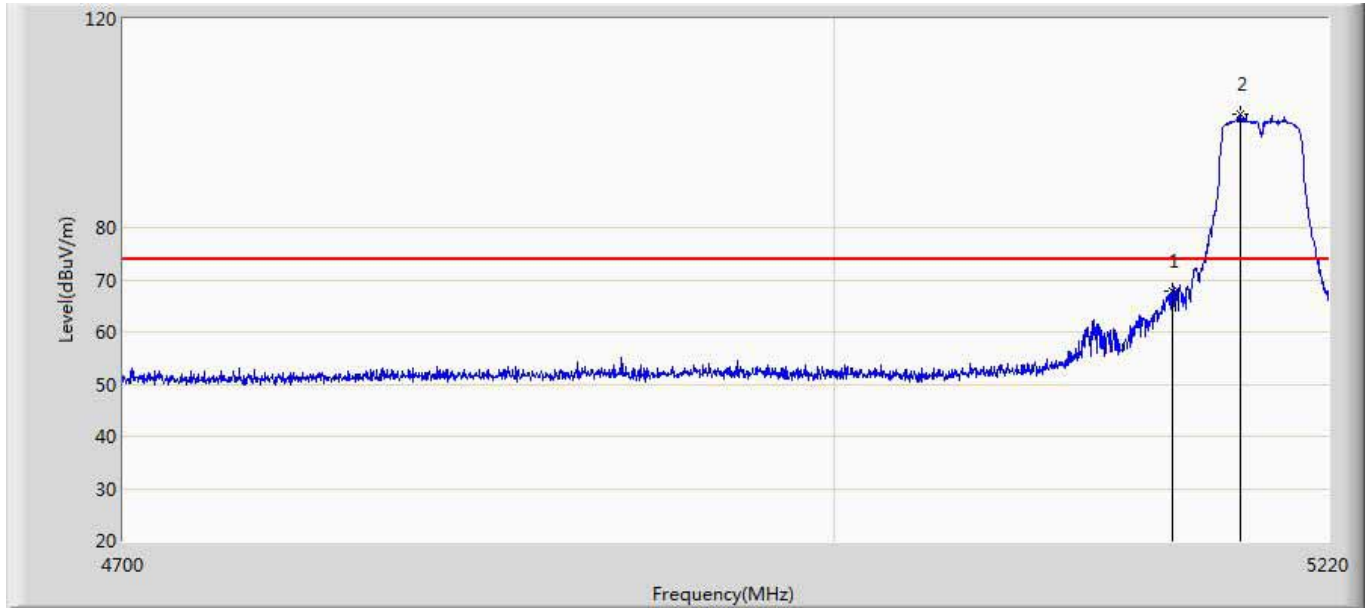
| No | Mark | Frequency (MHz) | Measure Level (dBuV/m) | Reading Level (dBuV) | Over Limit (dB) | Limit (dBuV/m) | Factor (dB) | Type |
|----|------|-----------------|------------------------|----------------------|-----------------|----------------|-------------|------|
| 1 | * | 5828.760 | 112.528 | 69.117 | N/A | N/A | 43.411 | PK |
| 2 | | 5851.600 | 71.737 | 28.256 | -6.563 | 78.300 | 43.481 | PK |
| 3 | | 5860.760 | 65.586 | 22.034 | -2.714 | 68.300 | 43.551 | PK |

| | |
|--|--------------------------|
| Engineer: Cloud | |
| Site: AC5 | Time: 2016/02/22 - 15:27 |
| Limit: FCC-15.407 new | Margin: 0 |
| Probe: Horn_3117_00167055(1-18GHz) | Polarity: Vertical |
| EUT: Wireless Router Motherboard | Power: DC 48V |
| Note: Mode 2:Transmit at channel 5825Mhz by 802.11N20 with ant 0 | |



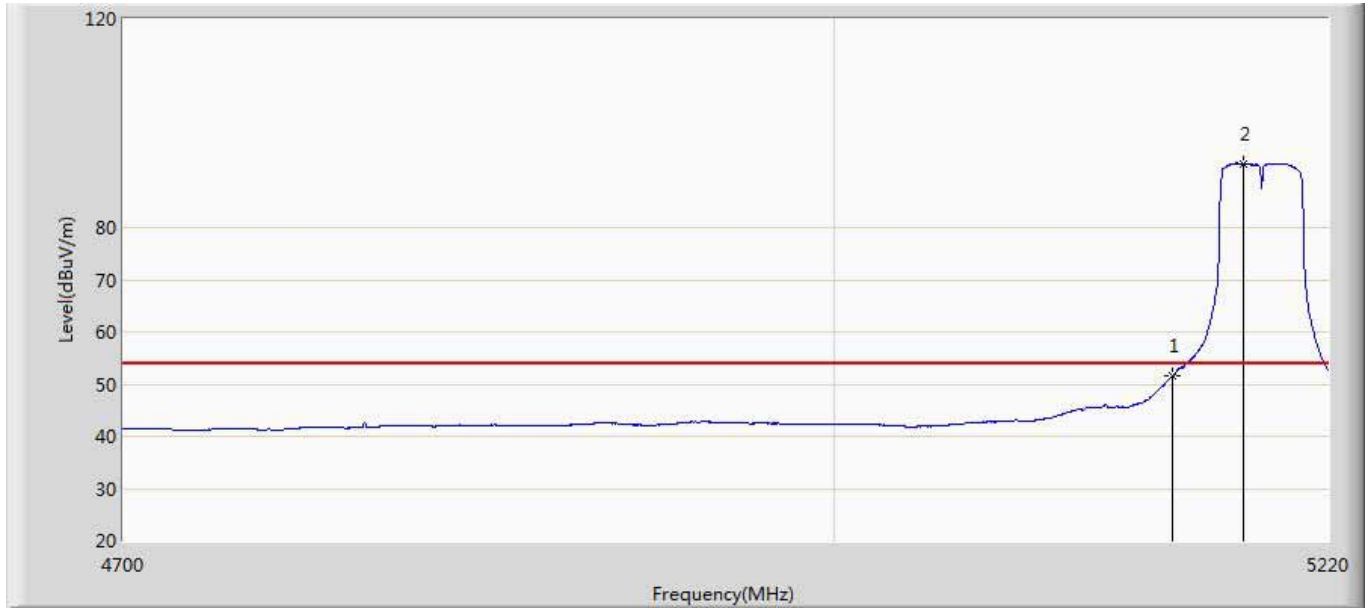
| No | Mark | Frequency (MHz) | Measure Level (dBuV/m) | Reading Level (dBuV) | Over Limit (dB) | Limit (dBuV/m) | Factor (dB) | Type |
|----|------|-----------------|------------------------|----------------------|-----------------|----------------|-------------|------|
| 1 | * | 5818.360 | 109.831 | 66.444 | N/A | N/A | 43.387 | PK |
| 2 | | 5851.760 | 71.724 | 28.241 | -6.576 | 78.300 | 43.483 | PK |
| 3 | | 5860.400 | 66.468 | 22.919 | -1.832 | 68.300 | 43.549 | PK |

| | |
|--|--------------------------|
| Engineer: Cloud | |
| Site: AC5 | Time: 2016/02/22 - 15:34 |
| Limit: FCC_Part15.209_RE(3m) | Margin: 0 |
| Probe: Horn_3117_00167055(1-18GHz) | Polarity: Horizontal |
| EUT: Wireless Router Motherboard | Power: DC 48V |
| Note: Mode 3:Transmit at channel 5190Mhz by 802.11N40 with ant 0 | |



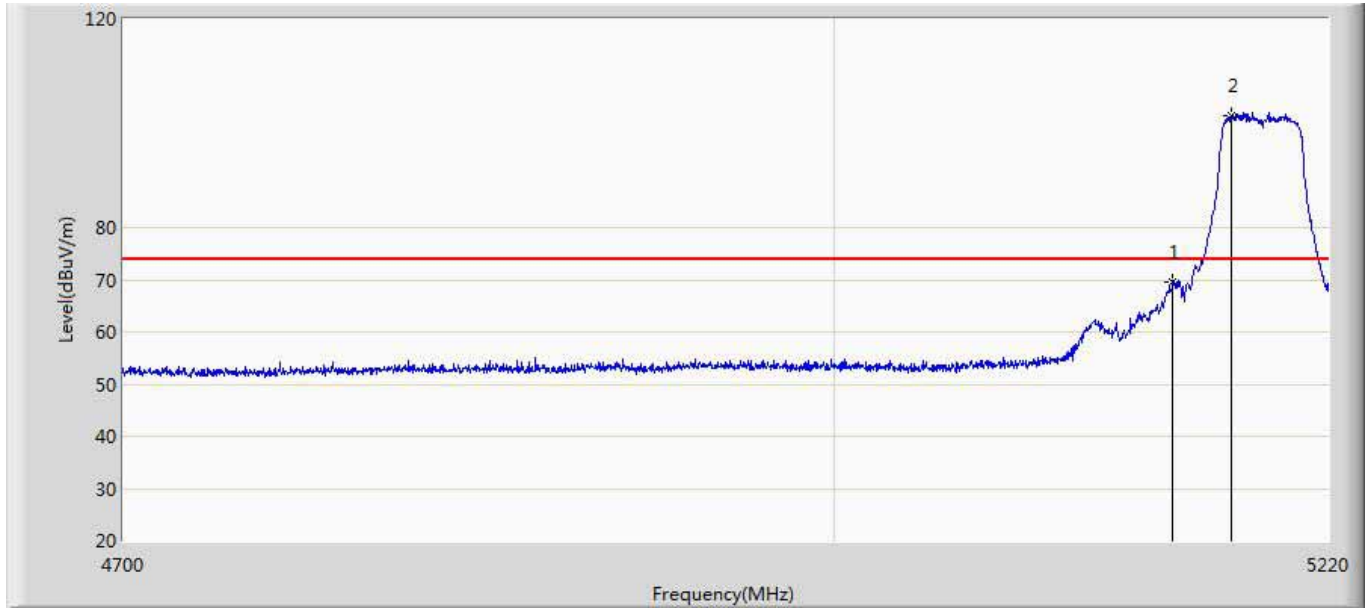
| No | Mark | Frequency (MHz) | Measure Level (dBuV/m) | Reading Level (dBuV) | Over Limit (dB) | Limit (dBuV/m) | Factor (dB) | Type |
|----|------|-----------------|------------------------|----------------------|-----------------|----------------|-------------|------|
| 1 | | 5150.000 | 67.946 | 25.931 | -6.054 | 74.000 | 42.015 | PK |
| 2 | * | 5180.480 | 101.606 | 59.461 | N/A | N/A | 42.145 | PK |

| | |
|--|--------------------------|
| Engineer: Cloud | |
| Site: AC5 | Time: 2016/02/22 - 15:36 |
| Limit: FCC_Part15.209_RE(3m) | Margin: 0 |
| Probe: Horn_3117_00167055(1-18GHz) | Polarity: Horizontal |
| EUT: Wireless Router Motherboard | Power: DC 48V |
| Note: Mode 3:Transmit at channel 5190Mhz by 802.11N40 with ant 0 | |



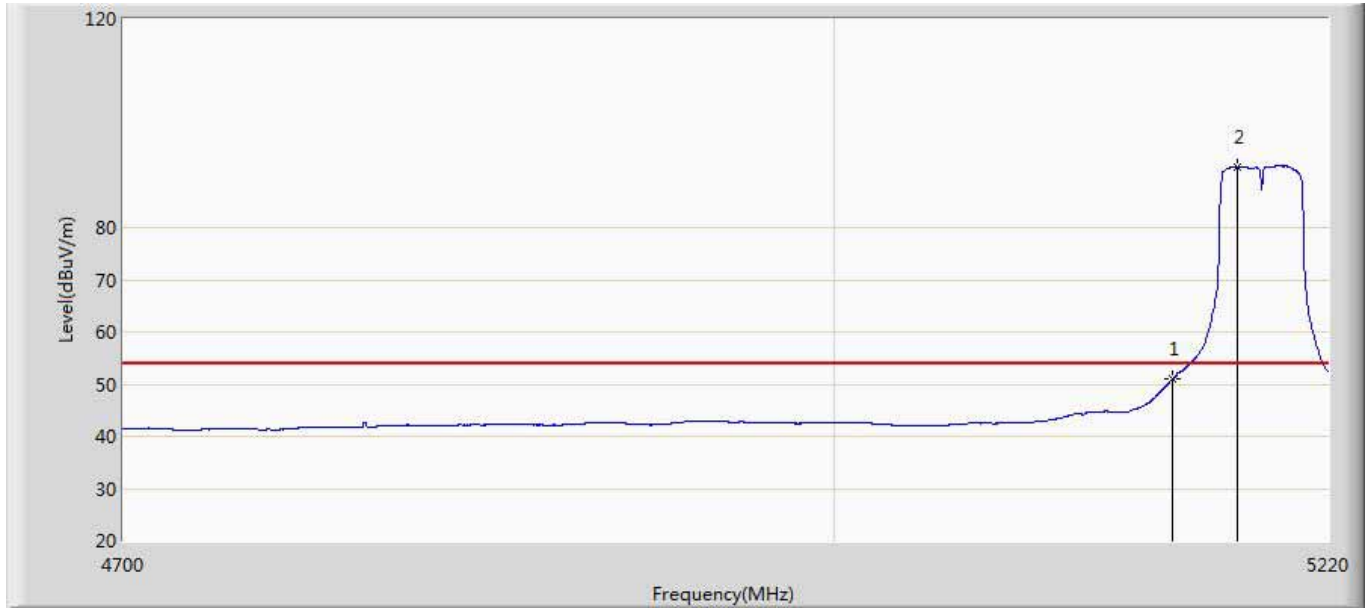
| No | Mark | Frequency (MHz) | Measure Level (dBuV/m) | Reading Level (dBuV) | Over Limit (dB) | Limit (dBuV/m) | Factor (dB) | Type |
|----|------|-----------------|------------------------|----------------------|-----------------|----------------|-------------|------|
| 1 | | 5150.000 | 51.604 | 9.589 | -2.396 | 54.000 | 42.015 | AV |
| 2 | * | 5182.040 | 92.256 | 50.111 | N/A | N/A | 42.145 | AV |

| | |
|--|--------------------------|
| Engineer: Cloud | |
| Site: AC5 | Time: 2016/02/22 - 15:41 |
| Limit: FCC_Part15.209_RE(3m) | Margin: 0 |
| Probe: Horn_3117_00167055(1-18GHz) | Polarity: Vertical |
| EUT: Wireless Router Motherboard | Power: DC 48V |
| Note: Mode 3:Transmit at channel 5190Mhz by 802.11N40 with ant 0 | |



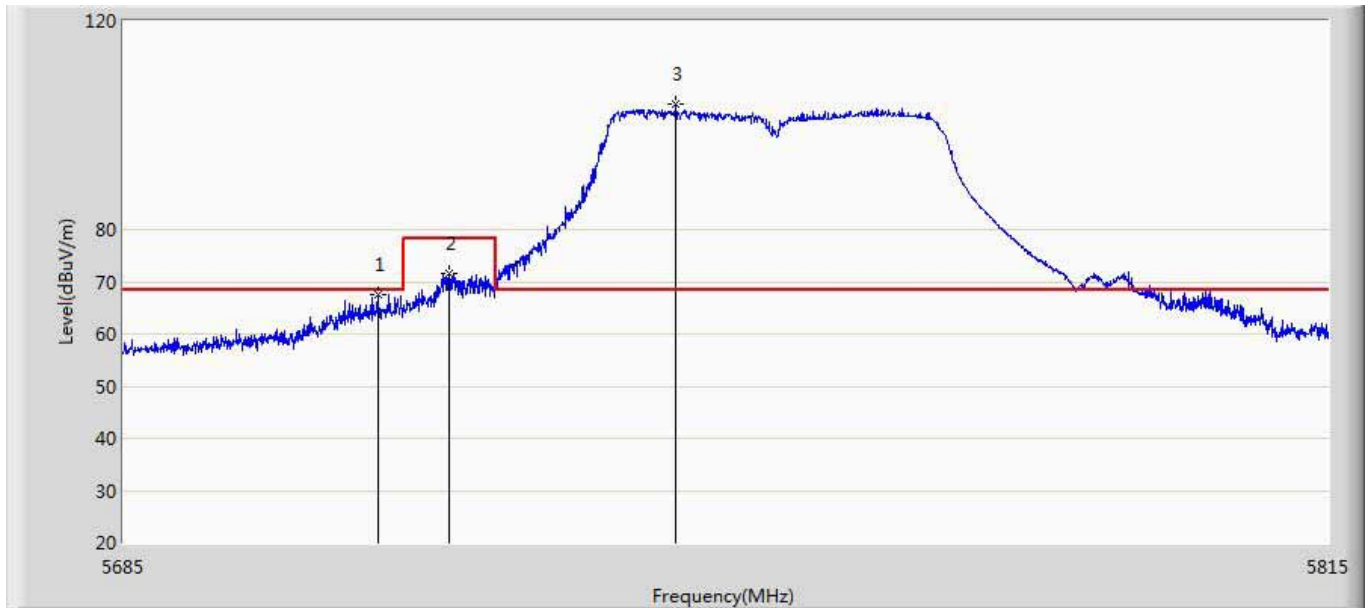
| No | Mark | Frequency (MHz) | Measure Level (dBuV/m) | Reading Level (dBuV) | Over Limit (dB) | Limit (dBuV/m) | Factor (dB) | Type |
|----|------|-----------------|------------------------|----------------------|-----------------|----------------|-------------|------|
| 1 | | 5150.000 | 69.526 | 27.511 | -4.474 | 74.000 | 42.015 | PK |
| 2 | * | 5176.320 | 101.551 | 59.406 | N/A | N/A | 42.145 | PK |

| | |
|--|--------------------------|
| Engineer: Cloud | |
| Site: AC5 | Time: 2016/02/22 - 15:42 |
| Limit: FCC_Part15.209_RE(3m) | Margin: 0 |
| Probe: Horn_3117_00167055(1-18GHz) | Polarity: Vertical |
| EUT: Wireless Router Motherboard | Power: DC 48V |
| Note: Mode 3:Transmit at channel 5190Mhz by 802.11N40 with ant 0 | |



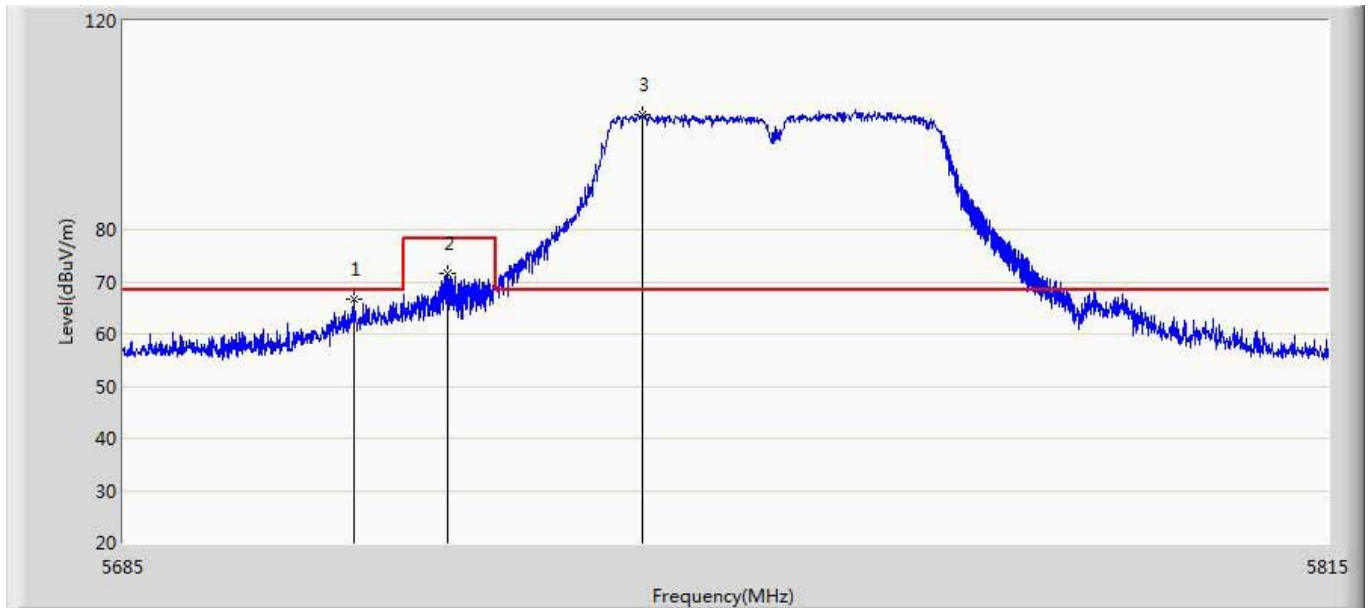
| No | Mark | Frequency (MHz) | Measure Level (dBuV/m) | Reading Level (dBuV) | Over Limit (dB) | Limit (dBuV/m) | Factor (dB) | Type |
|----|------|-----------------|------------------------|----------------------|-----------------|----------------|-------------|------|
| 1 | | 5150.000 | 50.958 | 8.943 | -3.042 | 54.000 | 42.015 | AV |
| 2 | * | 5178.660 | 91.691 | 49.546 | N/A | N/A | 42.146 | AV |

| | |
|---|--------------------------|
| Engineer: Cloud | |
| Site: AC5 | Time: 2016/02/22 - 15:59 |
| Limit: FCC-15.407 new | Margin: 0 |
| Probe: Horn_3117_00167055(1-18GHz) | Polarity: Horizontal |
| EUT: Wireless Router Motherboard | Power: DC 48V |
| Note: Mode 3: Transmit at channel 5755Mhz by 802.11N40 with ant 0 | |



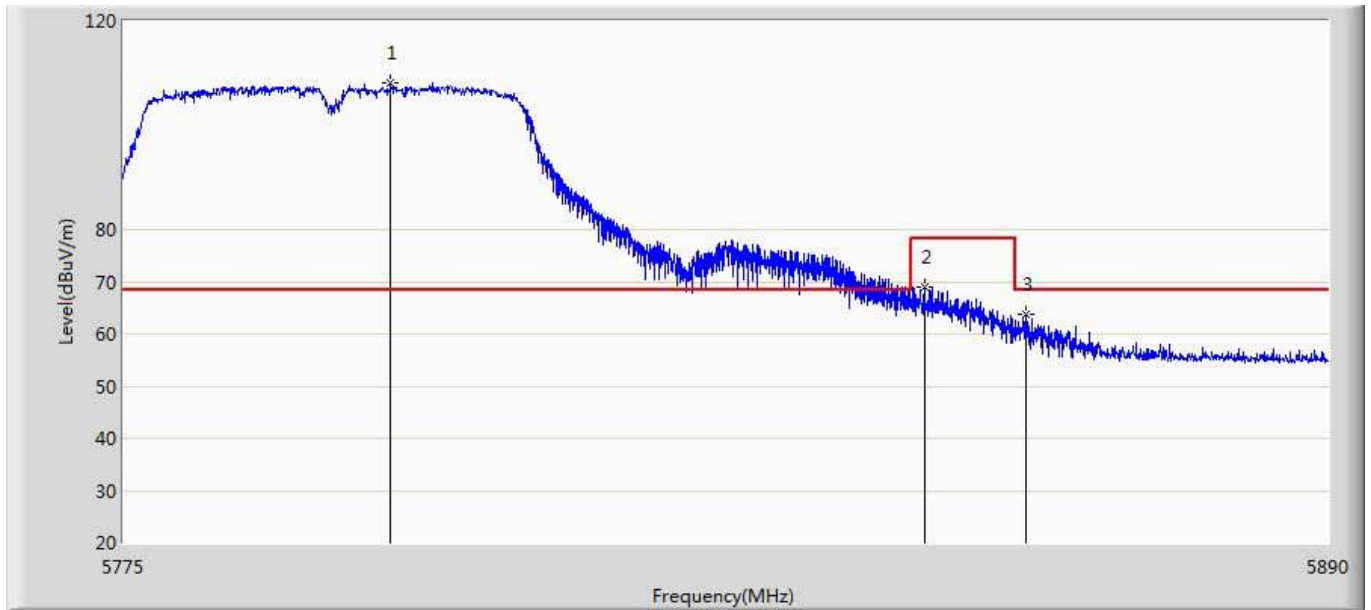
| No | Mark | Frequency (MHz) | Measure Level (dBuV/m) | Reading Level (dBuV) | Over Limit (dB) | Limit (dBuV/m) | Factor (dB) | Type |
|----|------|-----------------|------------------------|----------------------|-----------------|----------------|-------------|------|
| 1 | | 5712.235 | 67.473 | 24.164 | -0.827 | 68.300 | 43.309 | PK |
| 2 | | 5719.840 | 71.531 | 28.247 | -6.769 | 78.300 | 43.284 | PK |
| 3 | * | 5744.280 | 104.172 | 60.874 | N/A | N/A | 43.298 | PK |

| | |
|--|--------------------------|
| Engineer: Cloud | |
| Site: AC5 | Time: 2016/02/22 - 16:00 |
| Limit: FCC-15.407 new | Margin: 0 |
| Probe: Horn_3117_00167055(1-18GHz) | Polarity: Vertical |
| EUT: Wireless Router Motherboard | Power: DC 48V |
| Note: Mode 3:Transmit at channel 5755Mhz by 802.11N40 with ant 0 | |



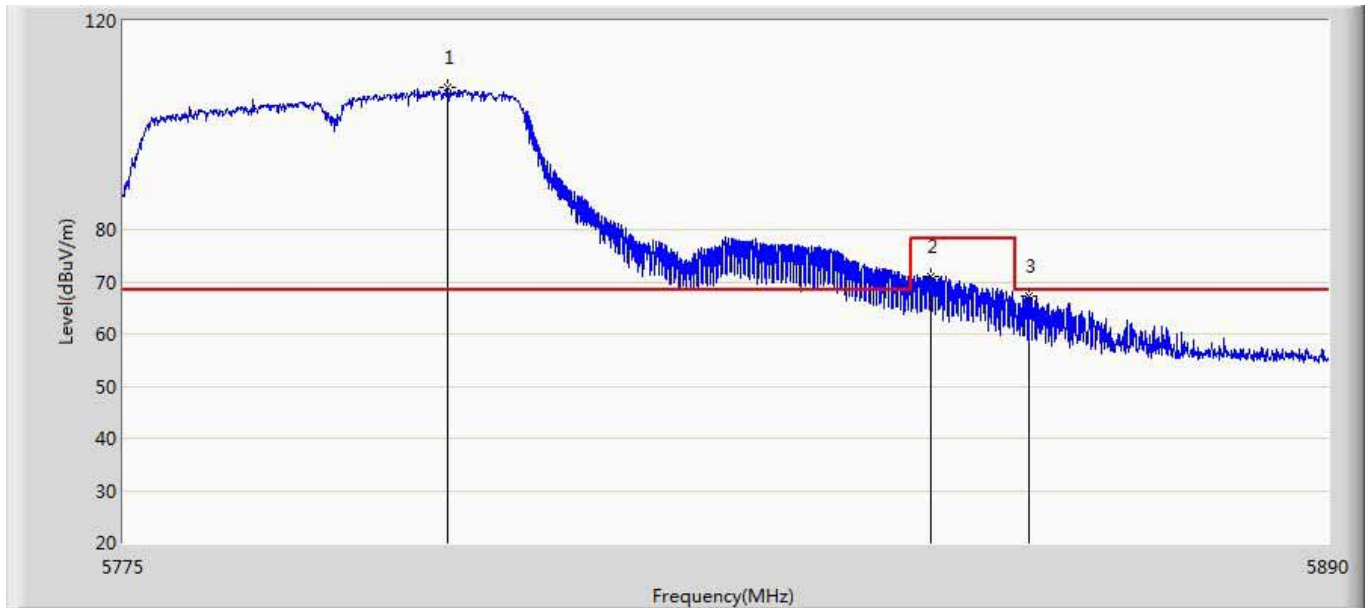
| No | Mark | Frequency (MHz) | Measure Level (dBuV/m) | Reading Level (dBuV) | Over Limit (dB) | Limit (dBuV/m) | Factor (dB) | Type |
|----|------|-----------------|------------------------|----------------------|-----------------|----------------|-------------|------|
| 1 | | 5709.765 | 66.613 | 23.295 | -1.687 | 68.300 | 43.318 | PK |
| 2 | | 5719.775 | 71.656 | 28.372 | -6.644 | 78.300 | 43.284 | PK |
| 3 | * | 5740.705 | 102.152 | 58.855 | N/A | N/A | 43.298 | PK |

| | |
|--|--------------------------|
| Engineer: Cloud | |
| Site: AC5 | Time: 2016/02/22 - 16:09 |
| Limit: FCC-15.407 new | Margin: 0 |
| Probe: Horn_3117_00167055(1-18GHz) | Polarity: Horizontal |
| EUT: Wireless Router Motherboard | Power: DC 48V |
| Note: Mode 3:Transmit at channel 5795Mhz by 802.11N40 with ant 0 | |



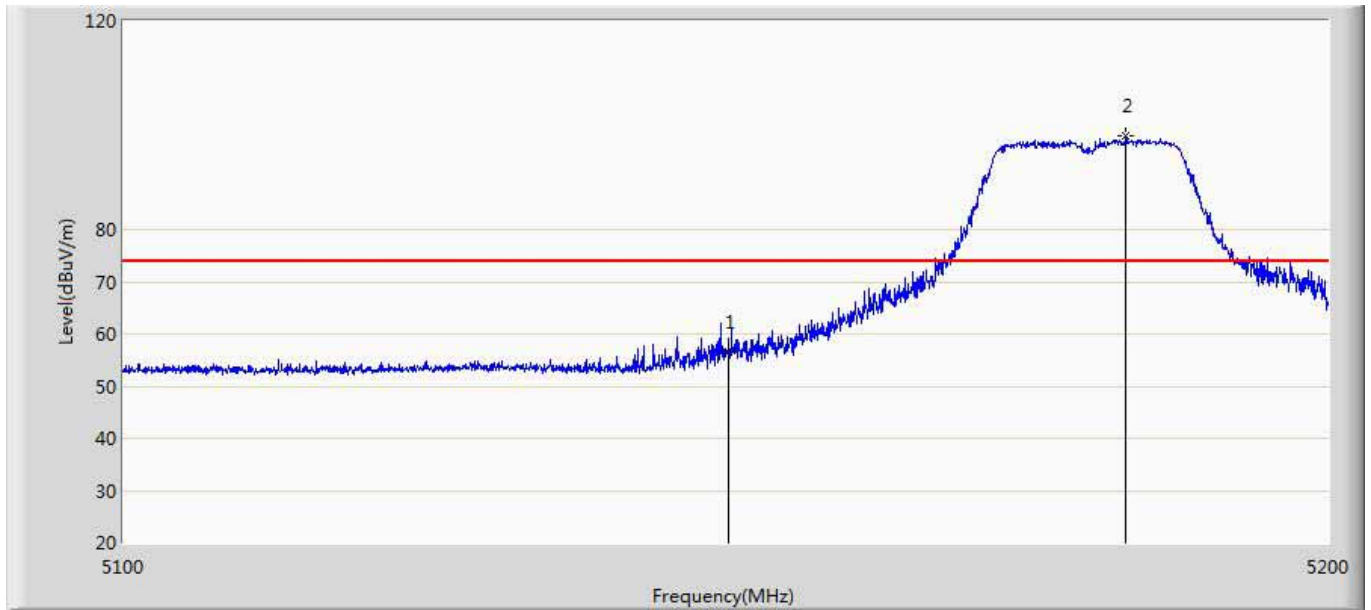
| No | Mark | Frequency (MHz) | Measure Level (dBuV/m) | Reading Level (dBuV) | Over Limit (dB) | Limit (dBuV/m) | Factor (dB) | Type |
|----|------|-----------------|------------------------|----------------------|-----------------|----------------|-------------|------|
| 1 | * | 5800.300 | 108.168 | 64.850 | N/A | N/A | 43.318 | PK |
| 2 | | 5851.245 | 69.050 | 25.571 | -9.250 | 78.300 | 43.479 | PK |
| 3 | | 5861.020 | 63.707 | 20.153 | -4.593 | 68.300 | 43.554 | PK |

| | |
|--|--------------------------|
| Engineer: Cloud | |
| Site: AC5 | Time: 2016/02/22 - 16:11 |
| Limit: FCC-15.407 new | Margin: 0 |
| Probe: Horn_3117_00167055(1-18GHz) | Polarity: Vertical |
| EUT: Wireless Router Motherboard | Power: DC 48V |
| Note: Mode 3:Transmit at channel 5795Mhz by 802.11N40 with ant 0 | |



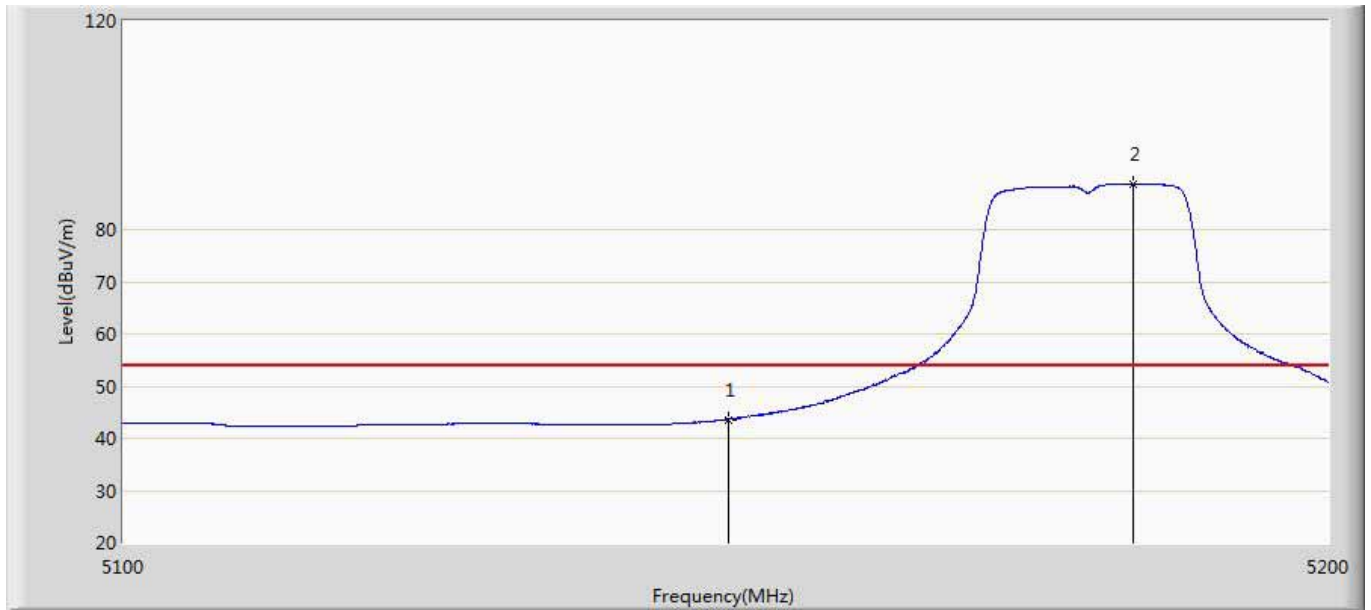
| No | Mark | Frequency (MHz) | Measure Level (dBuV/m) | Reading Level (dBuV) | Over Limit (dB) | Limit (dBuV/m) | Factor (dB) | Type |
|----|------|-----------------|------------------------|----------------------|-----------------|----------------|-------------|------|
| 1 | * | 5805.705 | 107.339 | 63.995 | N/A | N/A | 43.345 | PK |
| 2 | | 5851.877 | 71.100 | 27.616 | -7.200 | 78.300 | 43.484 | PK |
| 3 | | 5861.192 | 67.339 | 23.784 | -0.961 | 68.300 | 43.555 | PK |

| | |
|--|--------------------------|
| Engineer: Cloud | |
| Site: AC5 | Time: 2016/02/22 - 16:16 |
| Limit: FCC_Part15.209_RE(3m) | Margin: 0 |
| Probe: Horn_3117_00167055(1-18GHz) | Polarity: Horizontal |
| EUT: Wireless Router Motherboard | Power: DC 48V |
| Note: Mode 1:Transmit at channel 5180Mhz by 802.11a with ant 1 | |



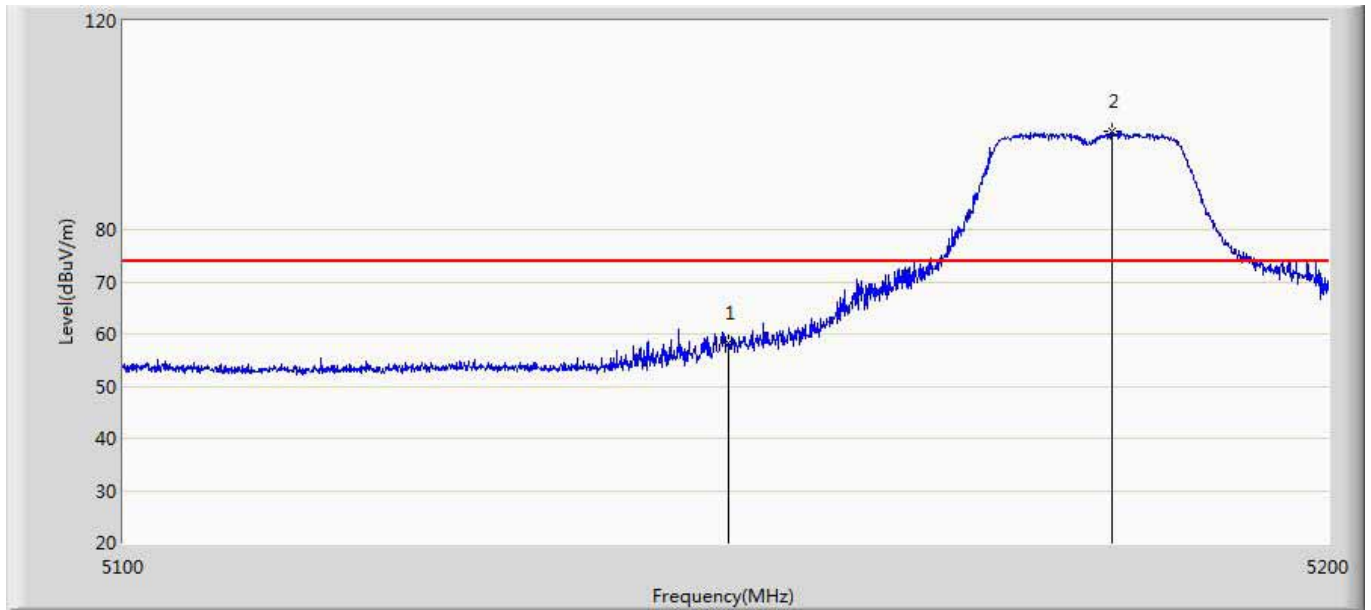
| No | Mark | Frequency (MHz) | Measure Level (dBuV/m) | Reading Level (dBuV) | Over Limit (dB) | Limit (dBuV/m) | Factor (dB) | Type |
|----|------|-----------------|------------------------|----------------------|-----------------|----------------|-------------|------|
| 1 | | 5150.000 | 56.461 | 14.446 | -17.539 | 74.000 | 42.015 | PK |
| 2 | * | 5183.100 | 98.093 | 55.955 | N/A | N/A | 42.138 | PK |

| | |
|---|--------------------------|
| Engineer: Cloud | |
| Site: AC5 | Time: 2016/02/22 - 16:17 |
| Limit: FCC_Part15.209_RE(3m) | Margin: 0 |
| Probe: Horn_3117_00167055(1-18GHz) | Polarity: Horizontal |
| EUT: Wireless Router Motherboard | Power: DC 48V |
| Note: Mode 1: Transmit at channel 5180Mhz by 802.11a with ant 1 | |



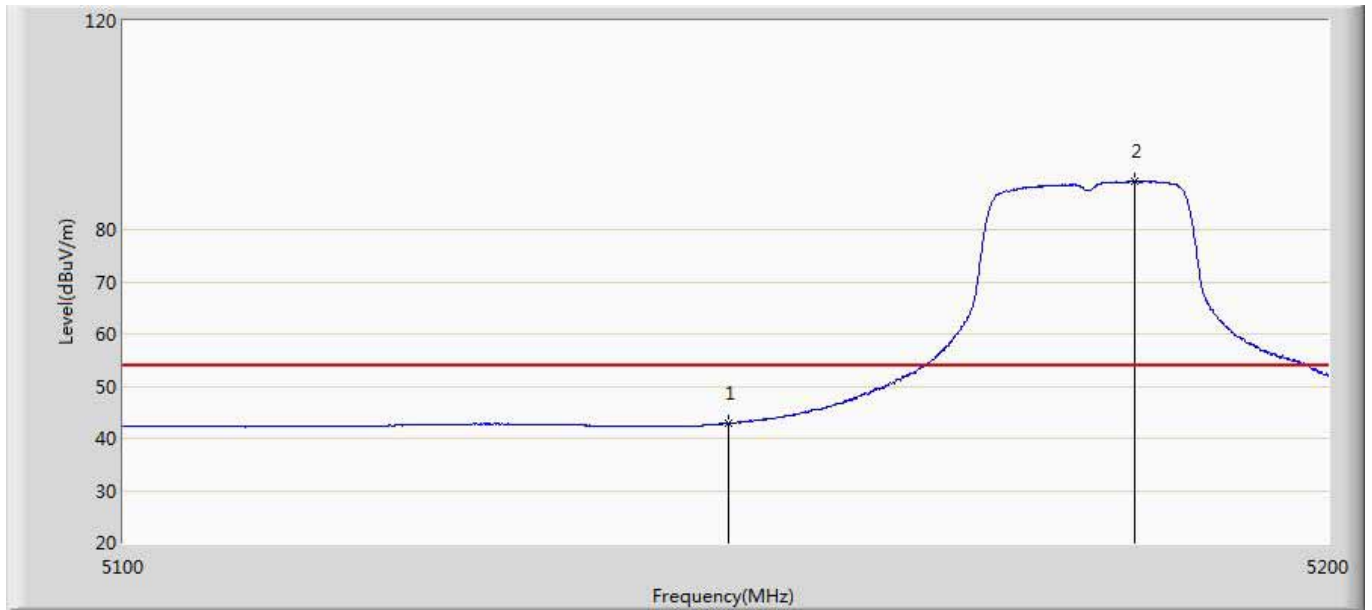
| No | Mark | Frequency (MHz) | Measure Level (dBuV/m) | Reading Level (dBuV) | Over Limit (dB) | Limit (dBuV/m) | Factor (dB) | Type |
|----|------|-----------------|------------------------|----------------------|-----------------|----------------|-------------|------|
| 1 | | 5150.000 | 43.609 | 1.594 | -10.391 | 54.000 | 42.015 | AV |
| 2 | * | 5183.700 | 88.802 | 46.668 | N/A | N/A | 42.135 | AV |

| | |
|--|--------------------------|
| Engineer: Cloud | |
| Site: AC5 | Time: 2016/02/22 - 16:19 |
| Limit: FCC_Part15.209_RE(3m) | Margin: 0 |
| Probe: Horn_3117_00167055(1-18GHz) | Polarity: Vertical |
| EUT: Wireless Router Motherboard | Power: DC 48V |
| Note: Mode 1:Transmit at channel 5180Mhz by 802.11a with ant 1 | |



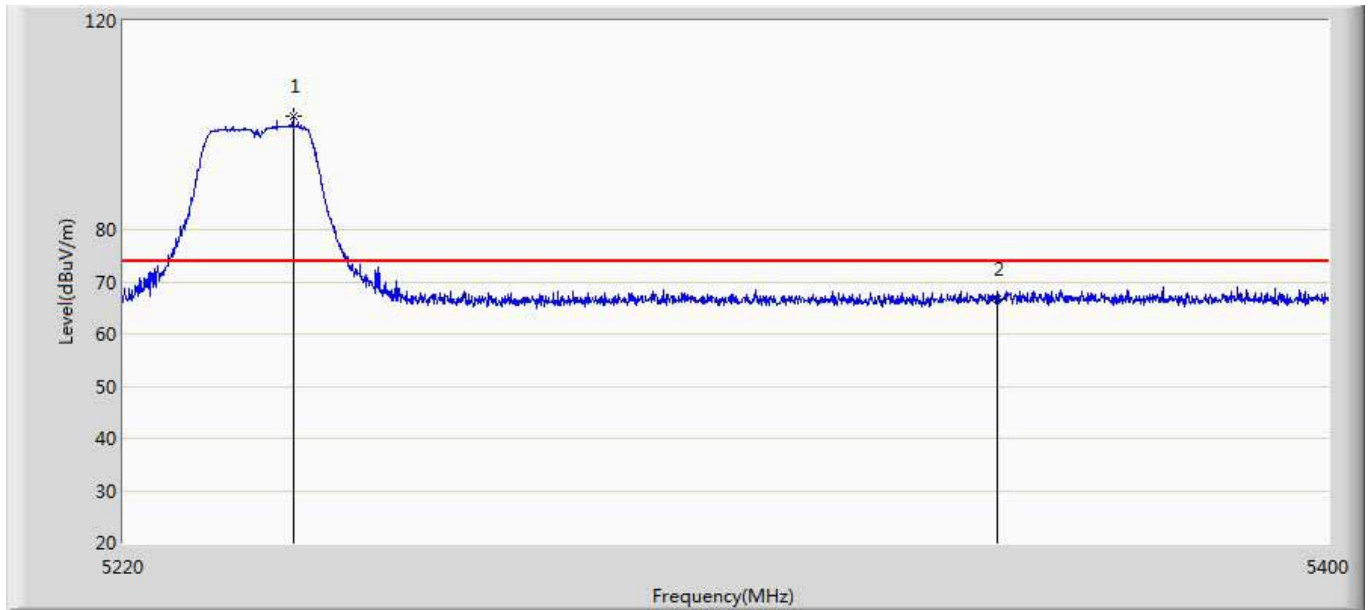
| No | Mark | Frequency (MHz) | Measure Level (dBuV/m) | Reading Level (dBuV) | Over Limit (dB) | Limit (dBuV/m) | Factor (dB) | Type |
|----|------|-----------------|------------------------|----------------------|-----------------|----------------|-------------|------|
| 1 | | 5150.000 | 58.306 | 16.291 | -15.694 | 74.000 | 42.015 | PK |
| 2 | * | 5181.950 | 98.885 | 56.740 | N/A | N/A | 42.145 | PK |

| | |
|--|--------------------------|
| Engineer: Cloud | |
| Site: AC5 | Time: 2016/02/22 - 16:20 |
| Limit: FCC_Part15.209_RE(3m) | Margin: 0 |
| Probe: Horn_3117_00167055(1-18GHz) | Polarity: Vertical |
| EUT: Wireless Router Motherboard | Power: DC 48V |
| Note: Mode 1:Transmit at channel 5180Mhz by 802.11a with ant 1 | |



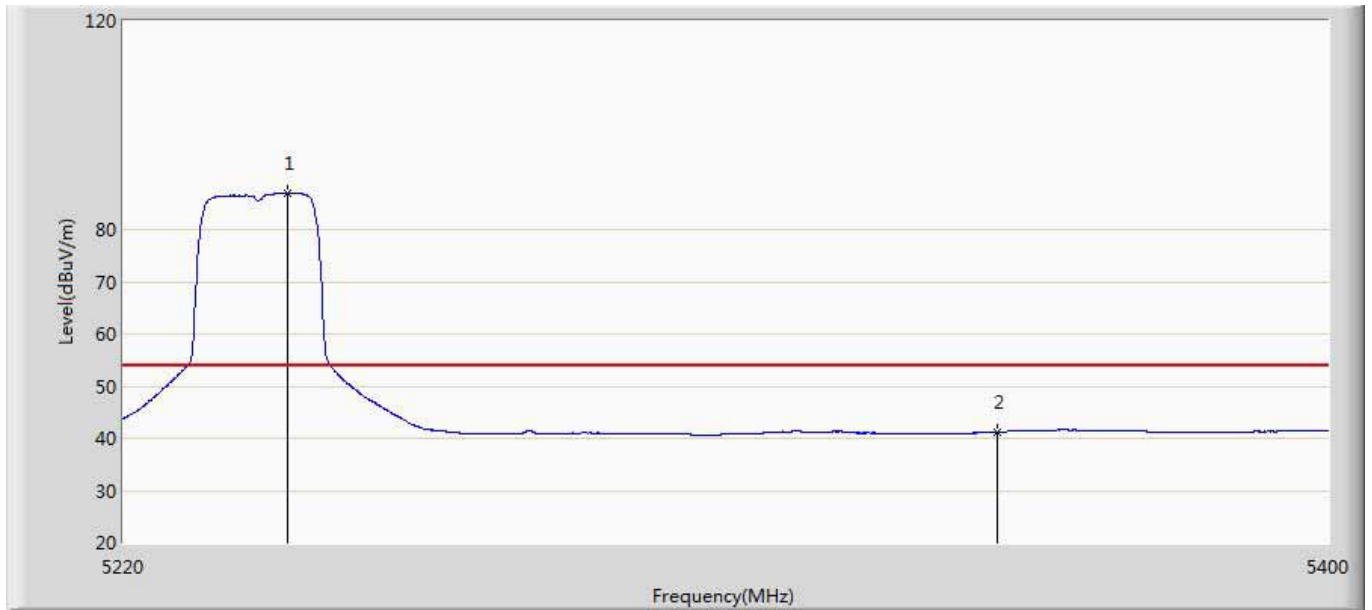
| No | Mark | Frequency (MHz) | Measure Level (dBuV/m) | Reading Level (dBuV) | Over Limit (dB) | Limit (dBuV/m) | Factor (dB) | Type |
|----|------|-----------------|------------------------|----------------------|-----------------|----------------|-------------|------|
| 1 | | 5150.000 | 42.888 | 0.873 | -11.112 | 54.000 | 42.015 | AV |
| 2 | * | 5183.850 | 89.156 | 47.023 | N/A | N/A | 42.134 | AV |

| | |
|--|--------------------------|
| Engineer: Cloud | |
| Site: AC5 | Time: 2016/02/22 - 16:33 |
| Limit: FCC_Part15.209_RE(3m) | Margin: 0 |
| Probe: Horn_3117_00167055(1-18GHz) | Polarity: Horizontal |
| EUT: Wireless Router Motherboard | Power: DC 48V |
| Note: Mode 1:Transmit at channel 5240Mhz by 802.11a with ant 1 | |



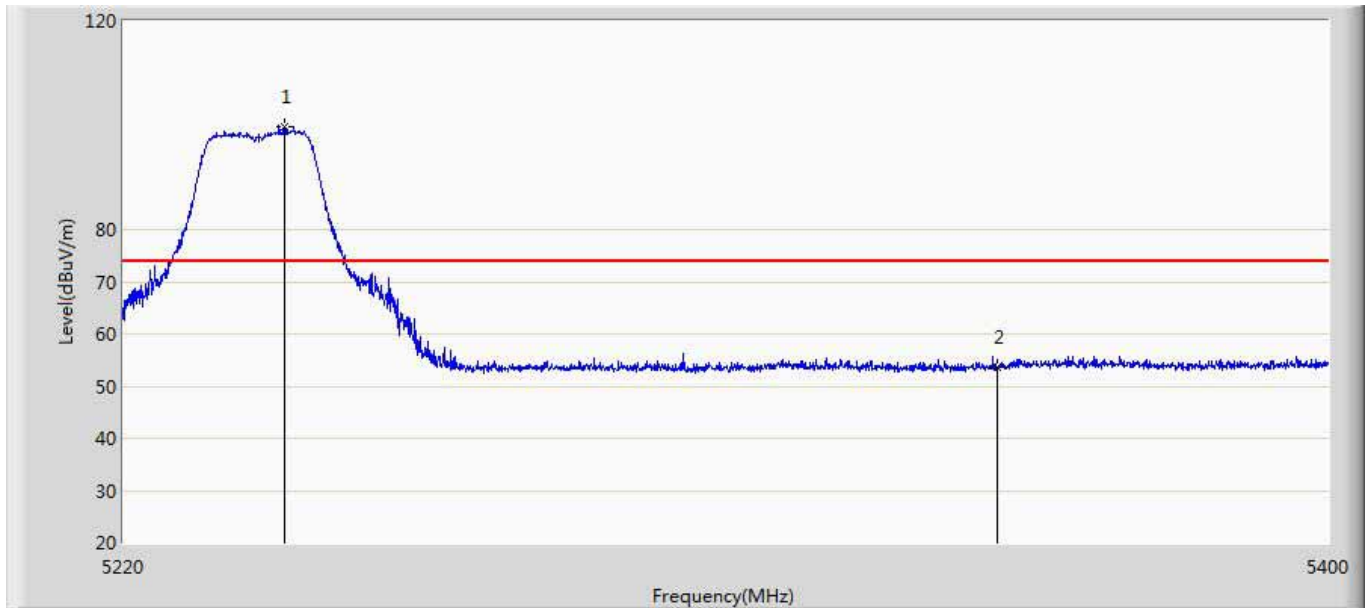
| No | Mark | Frequency (MHz) | Measure Level (dBuV/m) | Reading Level (dBuV) | Over Limit (dB) | Limit (dBuV/m) | Factor (dB) | Type |
|----|------|-----------------|------------------------|----------------------|-----------------|----------------|-------------|------|
| 1 | * | 5245.020 | 101.602 | 59.421 | N/A | N/A | 42.181 | PK |
| 2 | | 5350.000 | 66.692 | 24.176 | -7.308 | 74.000 | 42.516 | PK |

| | |
|---|--------------------------|
| Engineer: Cloud | |
| Site: AC5 | Time: 2016/02/22 - 16:41 |
| Limit: FCC_Part15.209_RE(3m) | Margin: 0 |
| Probe: Horn_3117_00167055(1-18GHz) | Polarity: Horizontal |
| EUT: Wireless Router Motherboard | Power: DC 48V |
| Note: Mode 1: Transmit at channel 5240Mhz by 802.11a with ant 1 | |



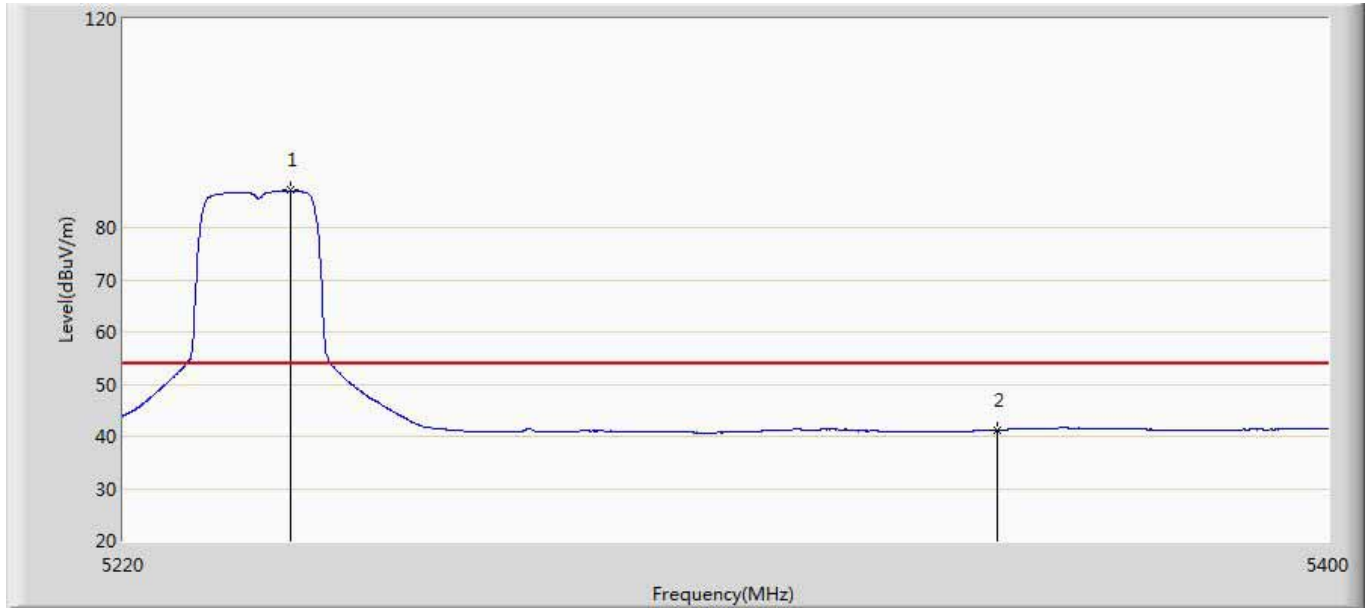
| No | Mark | Frequency (MHz) | Measure Level (dBuV/m) | Reading Level (dBuV) | Over Limit (dB) | Limit (dBuV/m) | Factor (dB) | Type |
|----|------|-----------------|------------------------|----------------------|-----------------|----------------|-------------|------|
| 1 | * | 5244.300 | 87.015 | 44.841 | N/A | N/A | 42.174 | AV |
| 2 | | 5350.000 | 41.227 | -1.289 | -12.773 | 54.000 | 42.516 | AV |

| | |
|---|--------------------------|
| Engineer: Cloud | |
| Site: AC5 | Time: 2016/02/22 - 16:43 |
| Limit: FCC_Part15.209_RE(3m) | Margin: 0 |
| Probe: Horn_3117_00167055(1-18GHz) | Polarity: Vertical |
| EUT: Wireless Router Motherboard | Power: DC 48V |
| Note: Mode 1: Transmit at channel 5240Mhz by 802.11a with ant 1 | |



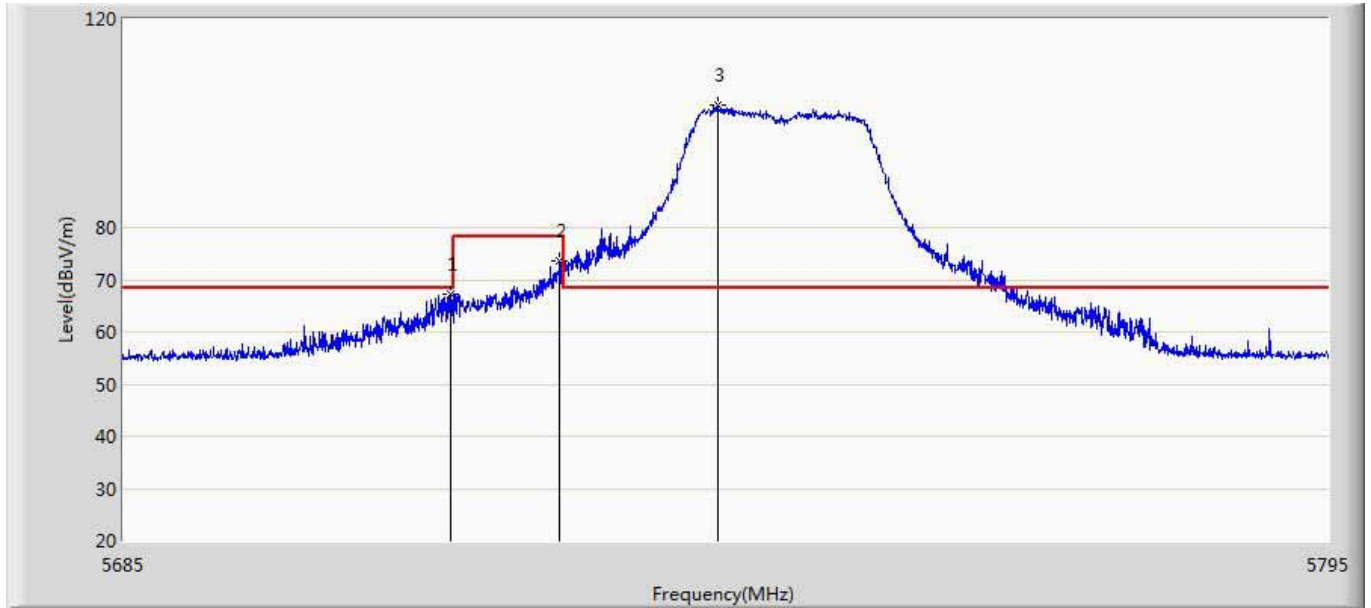
| No | Mark | Frequency (MHz) | Measure Level (dBuV/m) | Reading Level (dBuV) | Over Limit (dB) | Limit (dBuV/m) | Factor (dB) | Type |
|----|------|-----------------|------------------------|----------------------|-----------------|----------------|-------------|------|
| 1 | * | 5243.850 | 99.705 | 57.536 | N/A | N/A | 42.170 | PK |
| 2 | | 5350.000 | 53.559 | 11.043 | -20.441 | 74.000 | 42.516 | PK |

| | |
|---|--------------------------|
| Engineer: Cloud | |
| Site: AC5 | Time: 2016/02/22 - 16:43 |
| Limit: FCC_Part15.209_RE(3m) | Margin: 0 |
| Probe: Horn_3117_00167055(1-18GHz) | Polarity: Vertical |
| EUT: Wireless Router Motherboard | Power: DC 48V |
| Note: Mode 1: Transmit at channel 5240Mhz by 802.11a with ant 1 | |



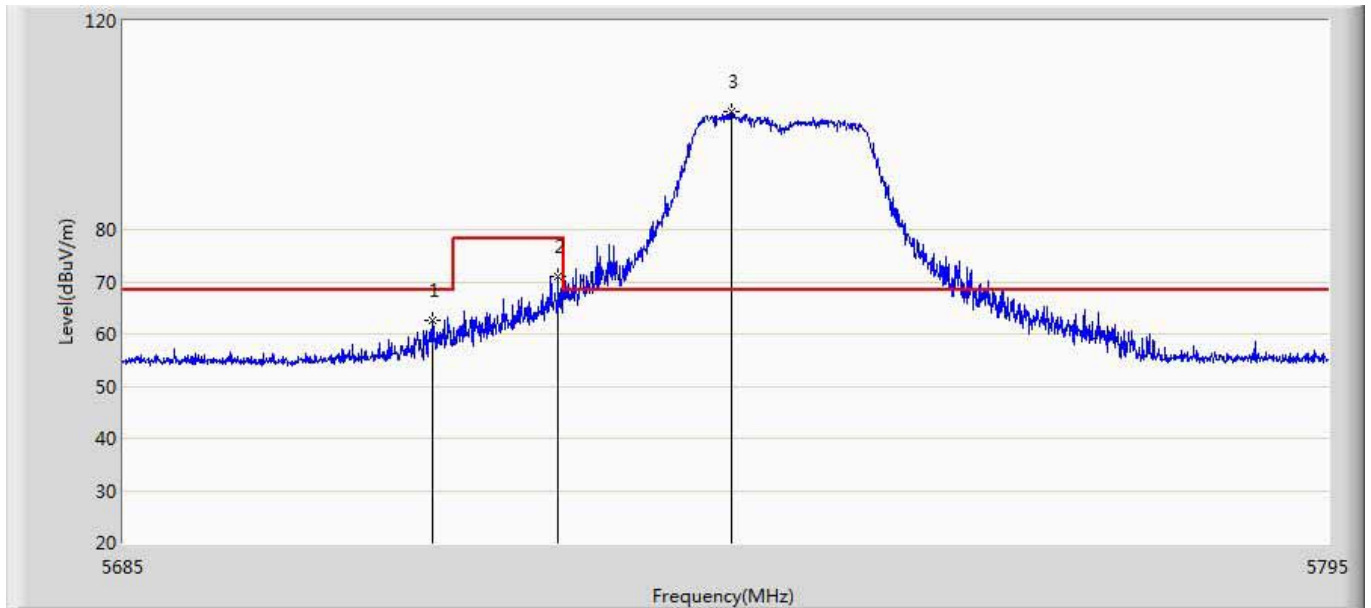
| No | Mark | Frequency (MHz) | Measure Level (dBuV/m) | Reading Level (dBuV) | Over Limit (dB) | Limit (dBuV/m) | Factor (dB) | Type |
|----|------|-----------------|------------------------|----------------------|-----------------|----------------|-------------|------|
| 1 | * | 5244.570 | 87.115 | 44.938 | N/A | N/A | 42.177 | AV |
| 2 | | 5350.000 | 41.209 | -1.307 | -12.791 | 54.000 | 42.516 | AV |

| | |
|---|--------------------------|
| Engineer: Cloud | |
| Site: AC5 | Time: 2016/02/22 - 16:47 |
| Limit: FCC-15.407 new | Margin: 0 |
| Probe: Horn_3117_00167055(1-18GHz) | Polarity: Horizontal |
| EUT: Wireless Router Motherboard | Power: DC 48V |
| Note: Mode 1: Transmit at channel 5745Mhz by 802.11a with ant 1 | |



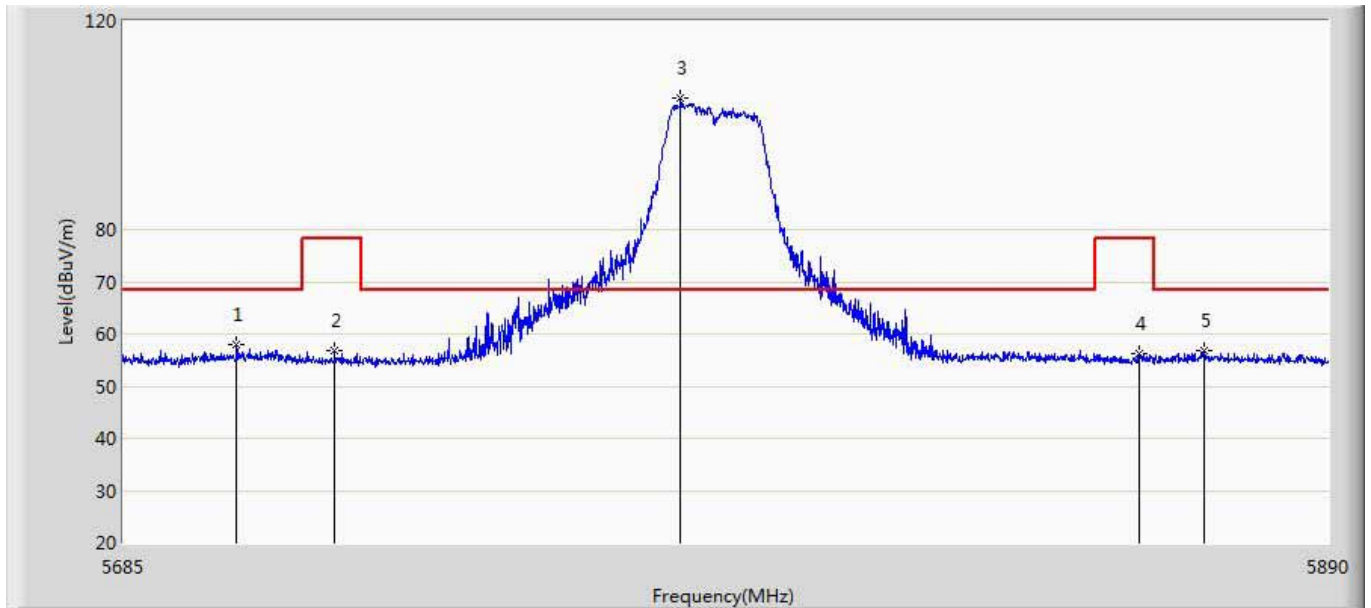
| No | Mark | Frequency (MHz) | Measure Level (dBuV/m) | Reading Level (dBuV) | Over Limit (dB) | Limit (dBuV/m) | Factor (dB) | Type |
|----|------|-----------------|------------------------|----------------------|-----------------|----------------|-------------|------|
| 1 | | 5714.755 | 67.149 | 23.848 | -1.151 | 68.300 | 43.301 | PK |
| 2 | | 5724.600 | 73.676 | 30.409 | -4.624 | 78.300 | 43.267 | PK |
| 3 | * | 5739.010 | 103.337 | 60.044 | N/A | N/A | 43.293 | PK |

| | |
|---|--------------------------|
| Engineer: Cloud | |
| Site: AC5 | Time: 2016/02/22 - 16:48 |
| Limit: FCC-15.407 new | Margin: 0 |
| Probe: Horn_3117_00167055(1-18GHz) | Polarity: Vertical |
| EUT: Wireless Router Motherboard | Power: DC 48V |
| Note: Mode 1: Transmit at channel 5745Mhz by 802.11a with ant 1 | |



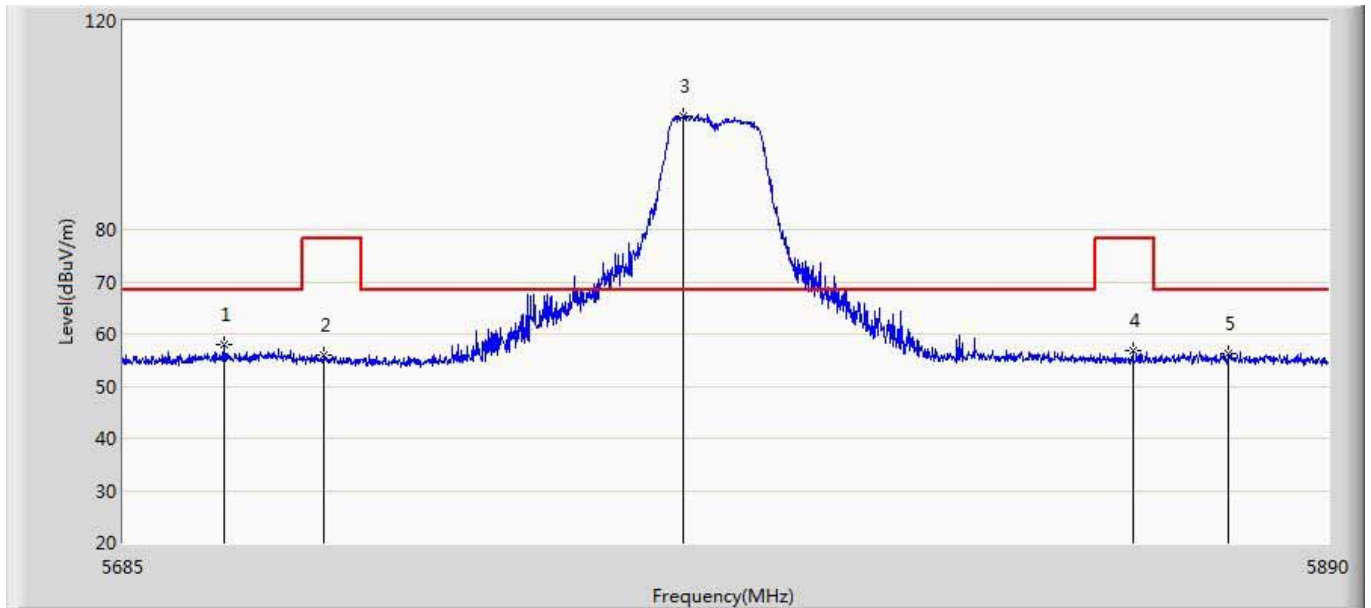
| No | Mark | Frequency (MHz) | Measure Level (dBuV/m) | Reading Level (dBuV) | Over Limit (dB) | Limit (dBuV/m) | Factor (dB) | Type |
|----|------|-----------------|------------------------|----------------------|-----------------|----------------|-------------|------|
| 1 | | 5712.995 | 62.578 | 19.271 | -5.722 | 68.300 | 43.306 | PK |
| 2 | | 5724.490 | 70.967 | 27.699 | -7.333 | 78.300 | 43.268 | PK |
| 3 | * | 5740.220 | 102.649 | 59.353 | N/A | N/A | 43.296 | PK |

| | |
|---|--------------------------|
| Engineer: Cloud | |
| Site: AC5 | Time: 2016/02/22 - 16:51 |
| Limit: FCC-15.407 new | Margin: 0 |
| Probe: Horn_3117_00167055(1-18GHz) | Polarity: Horizontal |
| EUT: Wireless Router Motherboard | Power: DC 48V |
| Note: Mode 1: Transmit at channel 5785Mhz by 802.11a with ant 0 | |



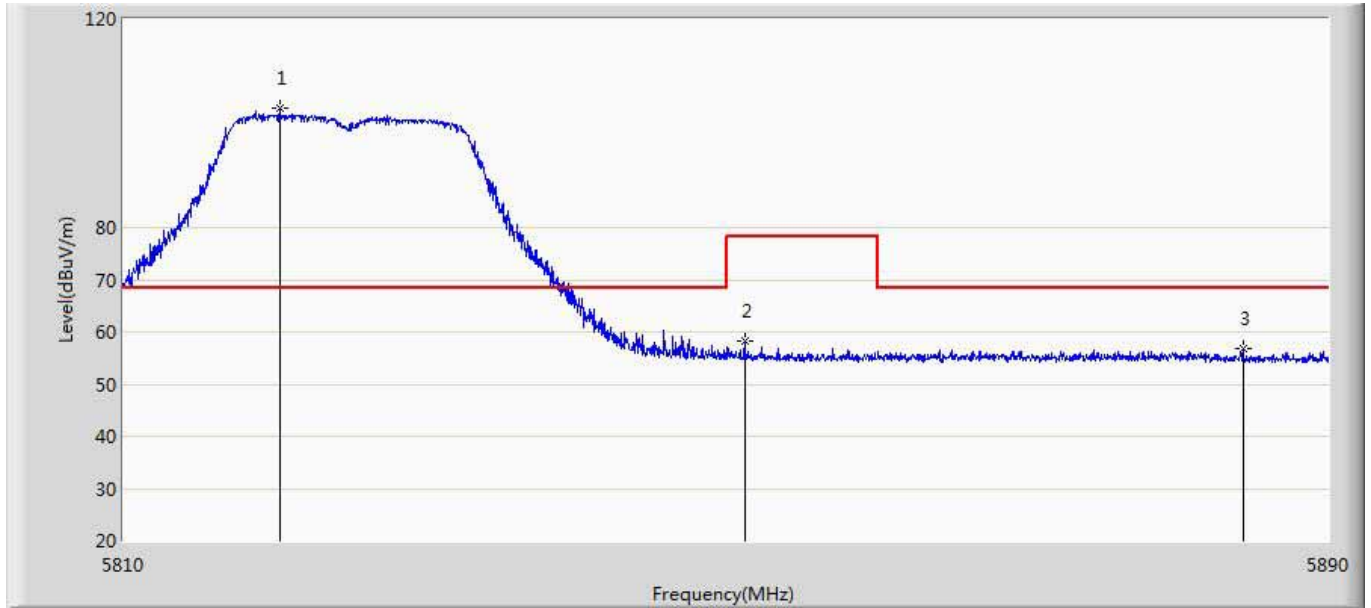
| No | Mark | Frequency (MHz) | Measure Level (dBuV/m) | Reading Level (dBuV) | Over Limit (dB) | Limit (dBuV/m) | Factor (dB) | Type |
|----|------|-----------------|------------------------|----------------------|-----------------|----------------|-------------|------|
| 1 | | 5704.065 | 57.914 | 14.609 | -10.386 | 68.300 | 43.305 | PK |
| 2 | | 5720.465 | 56.707 | 13.426 | -21.593 | 78.300 | 43.282 | PK |
| 3 | * | 5778.993 | 105.326 | 61.992 | N/A | N/A | 43.335 | PK |
| 4 | | 5857.507 | 56.281 | 12.754 | -22.019 | 78.300 | 43.527 | PK |
| 5 | | 5868.475 | 56.683 | 13.102 | -11.617 | 68.300 | 43.581 | PK |

| | |
|---|--------------------------|
| Engineer: Cloud | |
| Site: AC5 | Time: 2016/02/22 - 16:52 |
| Limit: FCC-15.407 new | Margin: 0 |
| Probe: Horn_3117_00167055(1-18GHz) | Polarity: Vertical |
| EUT: Wireless Router Motherboard | Power: DC 48V |
| Note: Mode 1: Transmit at channel 5785Mhz by 802.11a with ant 0 | |



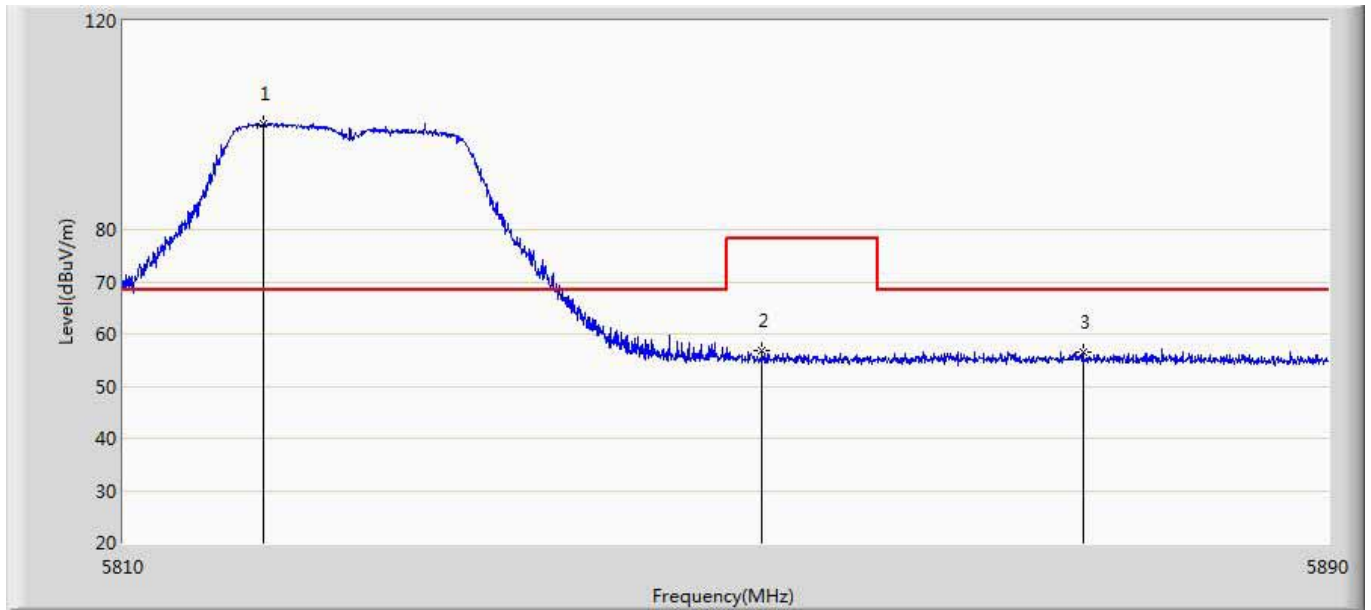
| No | Mark | Frequency (MHz) | Measure Level (dBuV/m) | Reading Level (dBuV) | Over Limit (dB) | Limit (dBuV/m) | Factor (dB) | Type |
|----|------|-----------------|------------------------|----------------------|-----------------|----------------|-------------|------|
| 1 | | 5701.913 | 58.020 | 14.722 | -10.280 | 68.300 | 43.298 | PK |
| 2 | | 5718.620 | 56.055 | 12.767 | -22.245 | 78.300 | 43.288 | PK |
| 3 | * | 5779.402 | 101.652 | 58.319 | N/A | N/A | 43.333 | PK |
| 4 | | 5856.277 | 56.922 | 13.405 | -21.378 | 78.300 | 43.517 | PK |
| 5 | | 5872.780 | 56.269 | 12.674 | -12.031 | 68.300 | 43.595 | PK |

| | |
|---|--------------------------|
| Engineer: Cloud | |
| Site: AC5 | Time: 2016/02/22 - 16:55 |
| Limit: FCC-15.407 new | Margin: 0 |
| Probe: Horn_3117_00167055(1-18GHz) | Polarity: Horizontal |
| EUT: Wireless Router Motherboard | Power: DC 48V |
| Note: Mode 1: Transmit at channel 5825Mhz by 802.11a with ant 1 | |



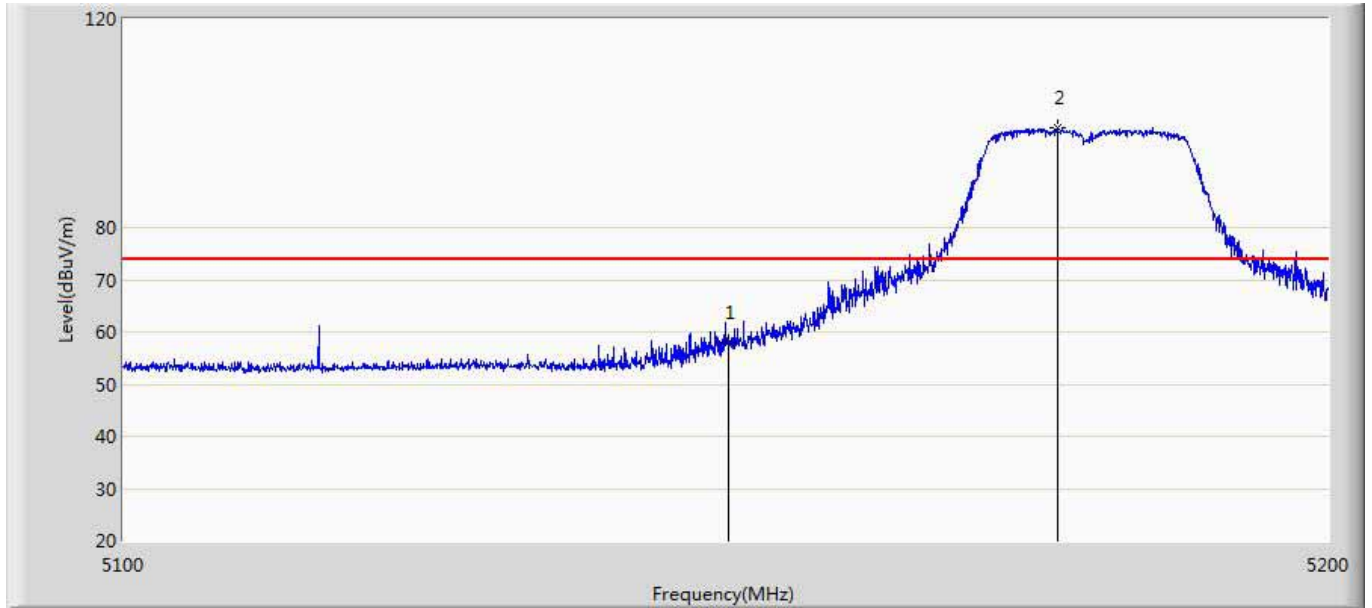
| No | Mark | Frequency (MHz) | Measure Level (dBuV/m) | Reading Level (dBuV) | Over Limit (dB) | Limit (dBuV/m) | Factor (dB) | Type |
|----|------|-----------------|------------------------|----------------------|-----------------|----------------|-------------|------|
| 1 | * | 5820.320 | 102.882 | 59.490 | N/A | N/A | 43.392 | PK |
| 2 | | 5851.120 | 58.265 | 14.787 | -20.035 | 78.300 | 43.478 | PK |
| 3 | | 5884.320 | 56.815 | 13.223 | -11.485 | 68.300 | 43.592 | PK |

| | |
|---|--------------------------|
| Engineer: Cloud | |
| Site: AC5 | Time: 2016/02/22 - 16:56 |
| Limit: FCC-15.407 new | Margin: 0 |
| Probe: Horn_3117_00167055(1-18GHz) | Polarity: Vertical |
| EUT: Wireless Router Motherboard | Power: DC 48V |
| Note: Mode 1: Transmit at channel 5825Mhz by 802.11a with ant 1 | |



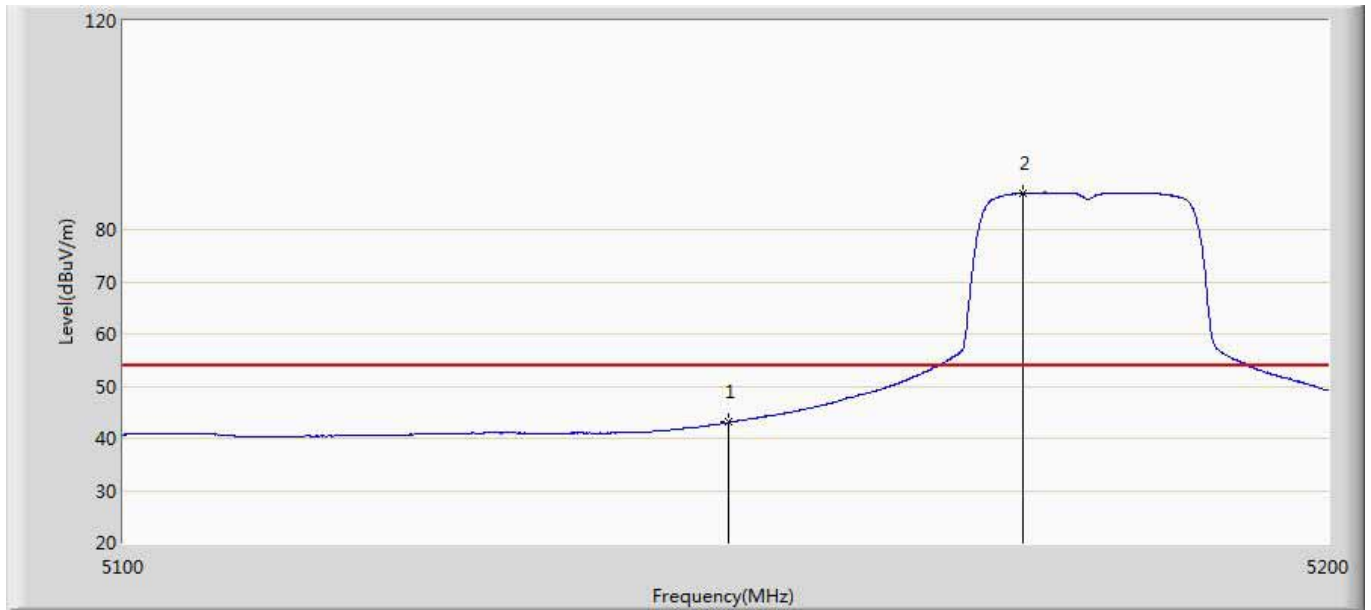
| No | Mark | Frequency (MHz) | Measure Level (dBuV/m) | Reading Level (dBuV) | Over Limit (dB) | Limit (dBuV/m) | Factor (dB) | Type |
|----|------|-----------------|------------------------|----------------------|-----------------|----------------|-------------|------|
| 1 | * | 5819.280 | 100.338 | 56.948 | N/A | N/A | 43.390 | PK |
| 2 | | 5852.280 | 56.681 | 13.194 | -21.619 | 78.300 | 43.486 | PK |
| 3 | | 5873.680 | 56.559 | 12.961 | -11.741 | 68.300 | 43.597 | PK |

| | |
|--|--------------------------|
| Engineer: Cloud | |
| Site: AC5 | Time: 2016/02/22 - 16:58 |
| Limit: FCC_Part15.209_RE(3m) | Margin: 0 |
| Probe: Horn_3117_00167055(1-18GHz) | Polarity: Horizontal |
| EUT: Wireless Router Motherboard | Power: DC 48V |
| Note: Mode 2:Transmit at channel 5180Mhz by 802.11N20 with ant 1 | |



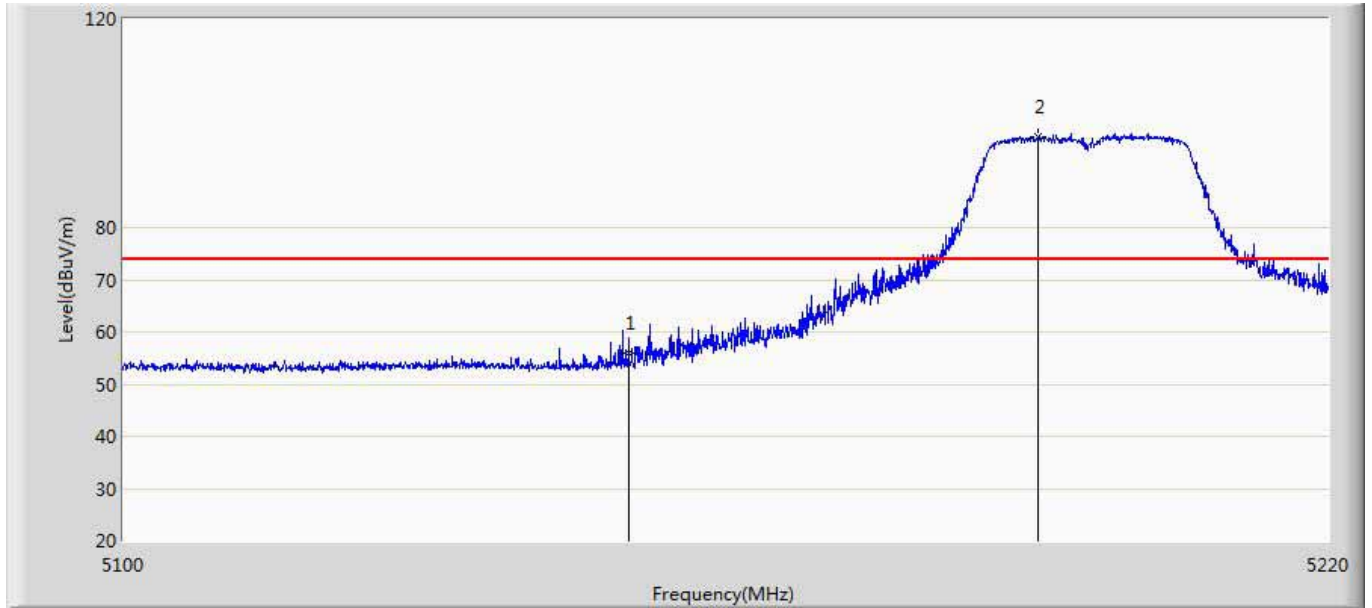
| No | Mark | Frequency (MHz) | Measure Level (dBuV/m) | Reading Level (dBuV) | Over Limit (dB) | Limit (dBuV/m) | Factor (dB) | Type |
|----|------|-----------------|------------------------|----------------------|-----------------|----------------|-------------|------|
| 1 | | 5150.000 | 57.945 | 15.930 | -16.055 | 74.000 | 42.015 | PK |
| 2 | * | 5177.400 | 99.181 | 57.036 | N/A | N/A | 42.145 | PK |

| | |
|--|--------------------------|
| Engineer: Cloud | |
| Site: AC5 | Time: 2016/02/22 - 16:59 |
| Limit: FCC_Part15.209_RE(3m) | Margin: 0 |
| Probe: Horn_3117_00167055(1-18GHz) | Polarity: Horizontal |
| EUT: Wireless Router Motherboard | Power: DC 48V |
| Note: Mode 2:Transmit at channel 5180Mhz by 802.11N20 with ant 1 | |



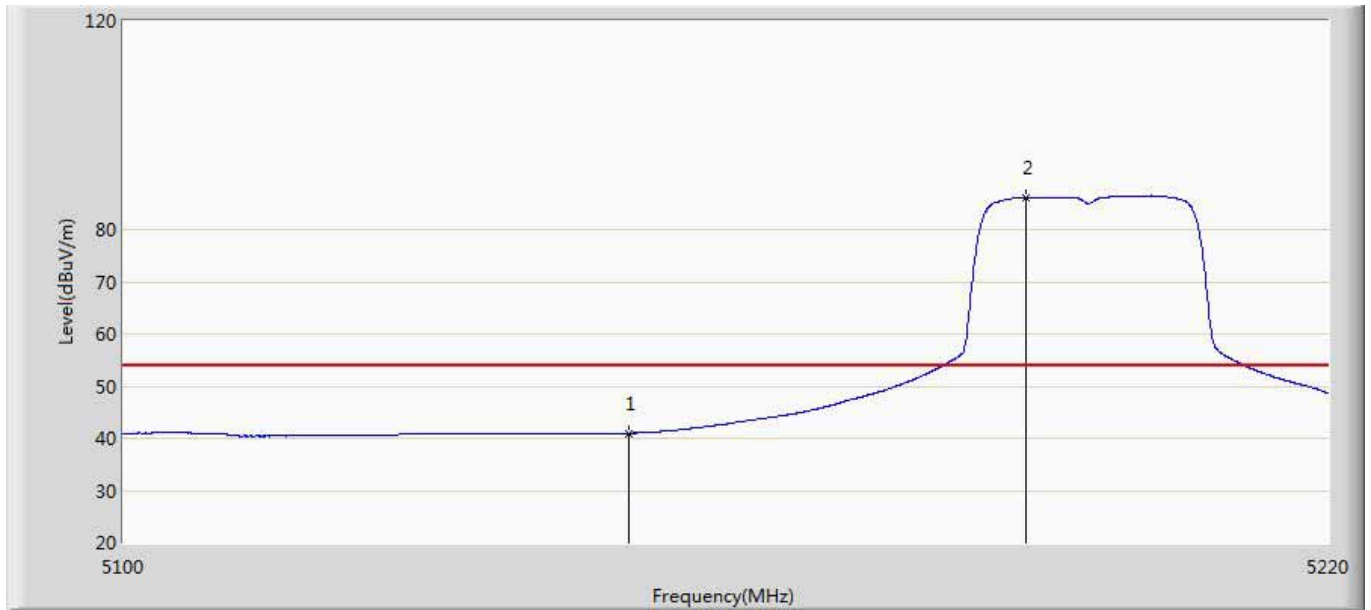
| No | Mark | Frequency (MHz) | Measure Level (dBuV/m) | Reading Level (dBuV) | Over Limit (dB) | Limit (dBuV/m) | Factor (dB) | Type |
|----|------|-----------------|------------------------|----------------------|-----------------|----------------|-------------|------|
| 1 | | 5150.000 | 43.044 | 1.029 | -10.956 | 54.000 | 42.015 | AV |
| 2 | * | 5174.500 | 86.949 | 44.804 | N/A | N/A | 42.146 | AV |

| | |
|--|--------------------------|
| Engineer: Cloud | |
| Site: AC5 | Time: 2016/02/22 - 17:04 |
| Limit: FCC_Part15.209_RE(3m) | Margin: 0 |
| Probe: Horn_3117_00167055(1-18GHz) | Polarity: Vertical |
| EUT: Wireless Router Motherboard | Power: DC 48V |
| Note: Mode 2:Transmit at channel 5180Mhz by 802.11N20 with ant 1 | |



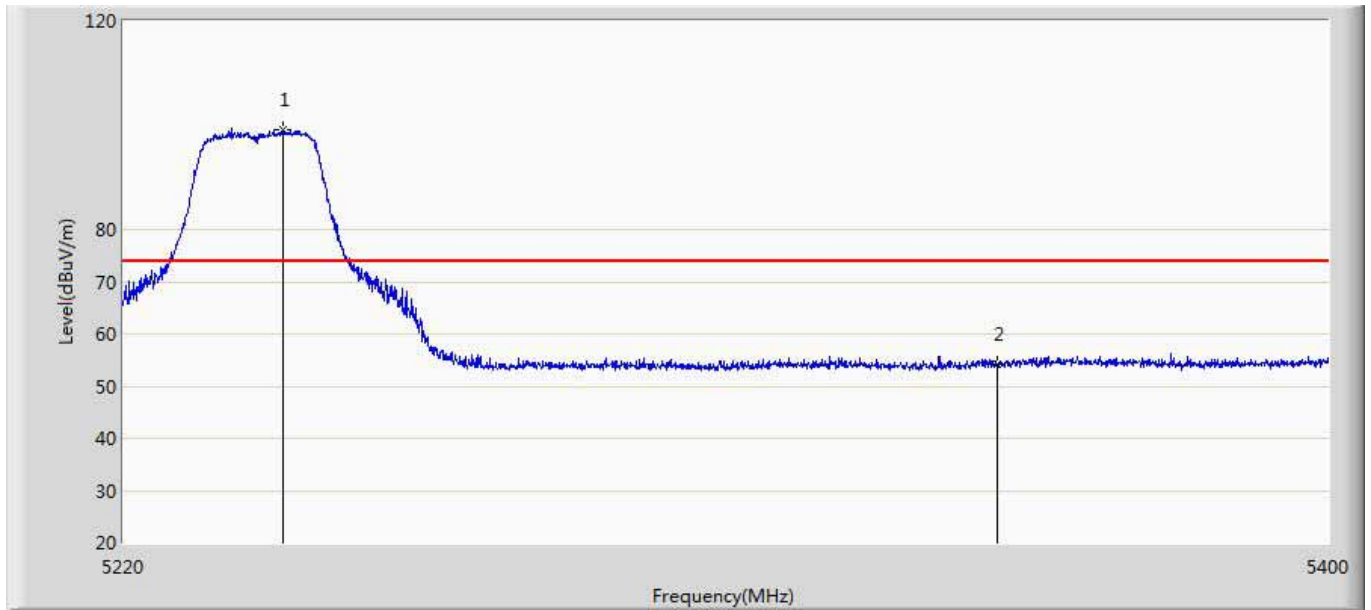
| No | Mark | Frequency (MHz) | Measure Level (dBuV/m) | Reading Level (dBuV) | Over Limit (dB) | Limit (dBuV/m) | Factor (dB) | Type |
|----|------|-----------------|------------------------|----------------------|-----------------|----------------|-------------|------|
| 1 | | 5150.000 | 55.812 | 13.797 | -18.188 | 74.000 | 42.015 | PK |
| 2 | * | 5190.900 | 97.353 | 55.265 | N/A | N/A | 42.088 | PK |

| | |
|--|--------------------------|
| Engineer: Cloud | |
| Site: AC5 | Time: 2016/02/22 - 17:05 |
| Limit: FCC_Part15.209_RE(3m) | Margin: 0 |
| Probe: Horn_3117_00167055(1-18GHz) | Polarity: Vertical |
| EUT: Wireless Router Motherboard | Power: DC 48V |
| Note: Mode 2:Transmit at channel 5180Mhz by 802.11N20 with ant 1 | |



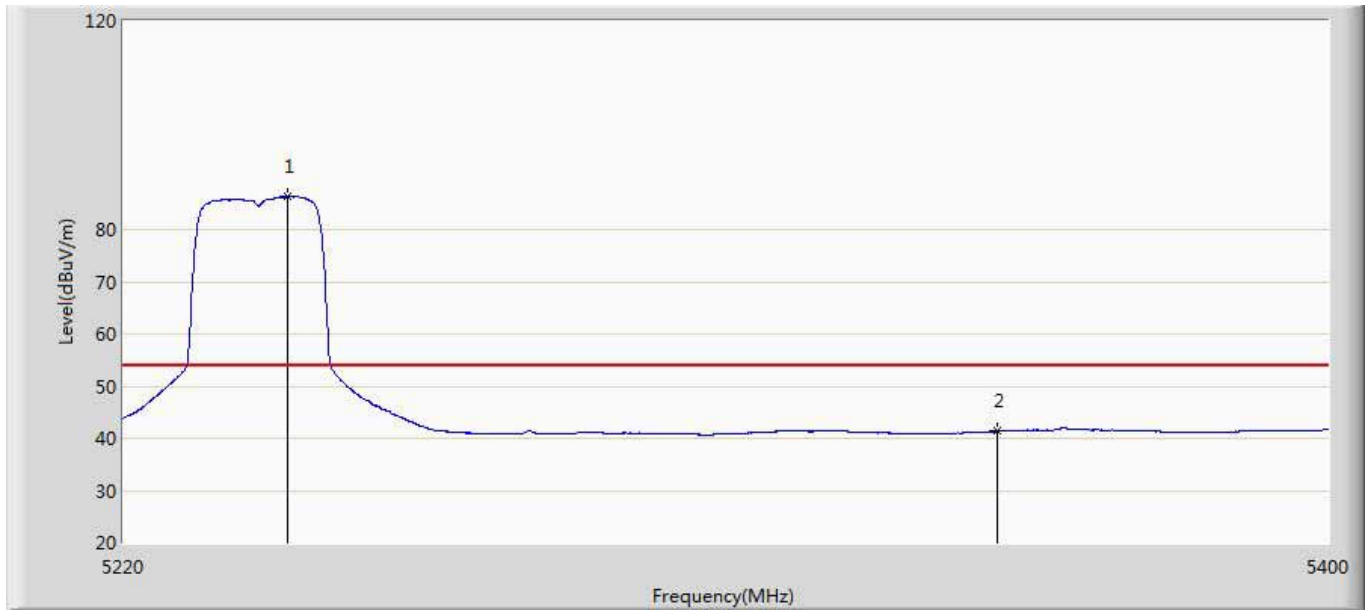
| No | Mark | Frequency (MHz) | Measure Level (dBuV/m) | Reading Level (dBuV) | Over Limit (dB) | Limit (dBuV/m) | Factor (dB) | Type |
|----|------|-----------------|------------------------|----------------------|-----------------|----------------|-------------|------|
| 1 | | 5150.000 | 40.974 | -1.041 | -13.026 | 54.000 | 42.015 | AV |
| 2 | * | 5189.640 | 86.134 | 44.038 | N/A | N/A | 42.097 | AV |

| | |
|--|--------------------------|
| Engineer: Cloud | |
| Site: AC5 | Time: 2016/02/22 - 17:10 |
| Limit: FCC_Part15.209_RE(3m) | Margin: 0 |
| Probe: Horn_3117_00167055(1-18GHz) | Polarity: Horizontal |
| EUT: Wireless Router Motherboard | Power: DC 48V |
| Note: Mode 2:Transmit at channel 5240Mhz by 802.11N20 with ant 1 | |



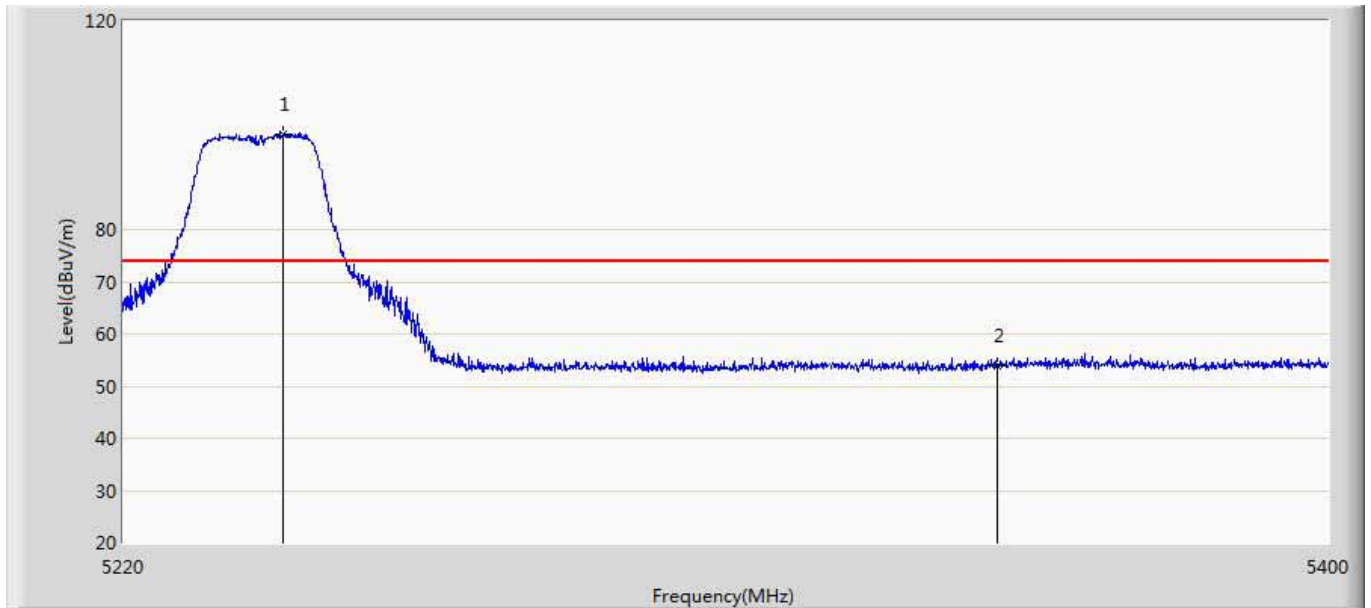
| No | Mark | Frequency (MHz) | Measure Level (dBuV/m) | Reading Level (dBuV) | Over Limit (dB) | Limit (dBuV/m) | Factor (dB) | Type |
|----|------|-----------------|------------------------|----------------------|-----------------|----------------|-------------|------|
| 1 | * | 5243.580 | 99.136 | 56.969 | N/A | N/A | 42.167 | PK |
| 2 | | 5350.000 | 54.176 | 11.660 | -19.824 | 74.000 | 42.516 | PK |

| | |
|--|--------------------------|
| Engineer: Cloud | |
| Site: AC5 | Time: 2016/02/22 - 17:10 |
| Limit: FCC_Part15.209_RE(3m) | Margin: 0 |
| Probe: Horn_3117_00167055(1-18GHz) | Polarity: Horizontal |
| EUT: Wireless Router Motherboard | Power: DC 48V |
| Note: Mode 2:Transmit at channel 5240Mhz by 802.11N20 with ant 1 | |



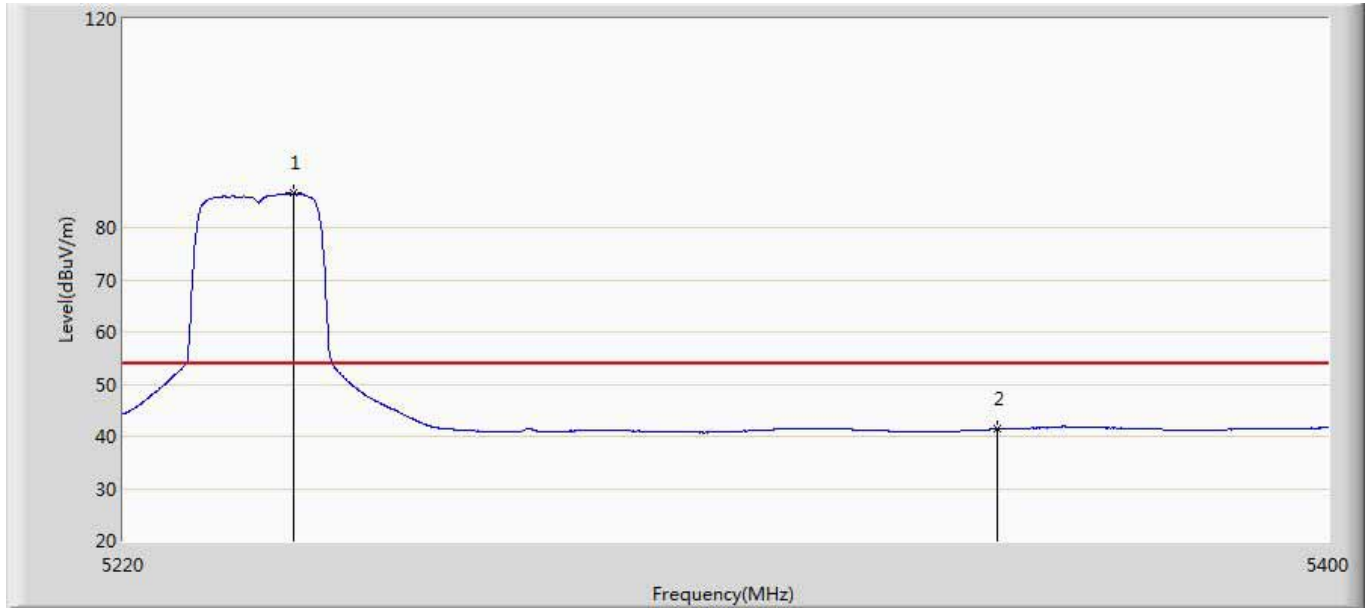
| No | Mark | Frequency (MHz) | Measure Level (dBuV/m) | Reading Level (dBuV) | Over Limit (dB) | Limit (dBuV/m) | Factor (dB) | Type |
|----|------|-----------------|------------------------|----------------------|-----------------|----------------|-------------|------|
| 1 | * | 5244.300 | 86.332 | 44.158 | N/A | N/A | 42.174 | AV |
| 2 | | 5350.000 | 41.359 | -1.157 | -12.641 | 54.000 | 42.516 | AV |

| | |
|--|--------------------------|
| Engineer: Cloud | |
| Site: AC5 | Time: 2016/02/22 - 17:13 |
| Limit: FCC_Part15.209_RE(3m) | Margin: 0 |
| Probe: Horn_3117_00167055(1-18GHz) | Polarity: Vertical |
| EUT: Wireless Router Motherboard | Power: DC 48V |
| Note: Mode 2:Transmit at channel 5240Mhz by 802.11N20 with ant 1 | |



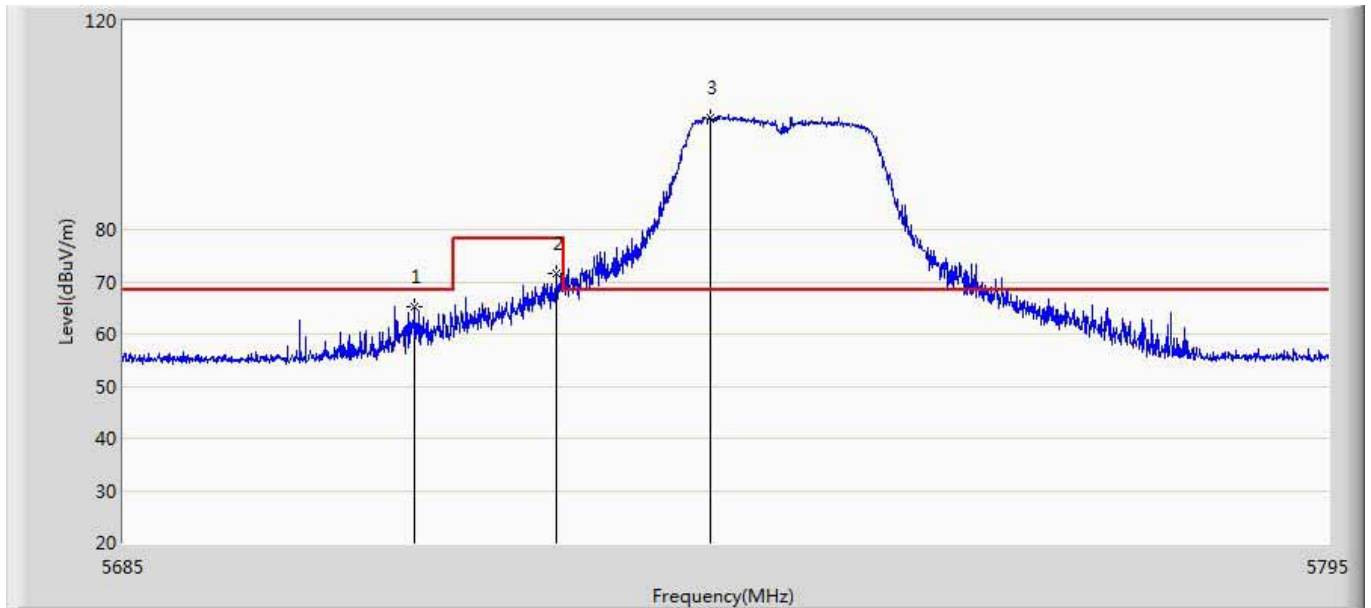
| No | Mark | Frequency (MHz) | Measure Level (dBuV/m) | Reading Level (dBuV) | Over Limit (dB) | Limit (dBuV/m) | Factor (dB) | Type |
|----|------|-----------------|------------------------|----------------------|-----------------|----------------|-------------|------|
| 1 | * | 5243.490 | 98.219 | 56.053 | N/A | N/A | 42.165 | PK |
| 2 | | 5350.000 | 54.044 | 11.528 | -19.956 | 74.000 | 42.516 | PK |

| | |
|--|--------------------------|
| Engineer: Cloud | |
| Site: AC5 | Time: 2016/02/22 - 17:14 |
| Limit: FCC_Part15.209_RE(3m) | Margin: 0 |
| Probe: Horn_3117_00167055(1-18GHz) | Polarity: Vertical |
| EUT: Wireless Router Motherboard | Power: DC 48V |
| Note: Mode 2:Transmit at channel 5240Mhz by 802.11N20 with ant 1 | |



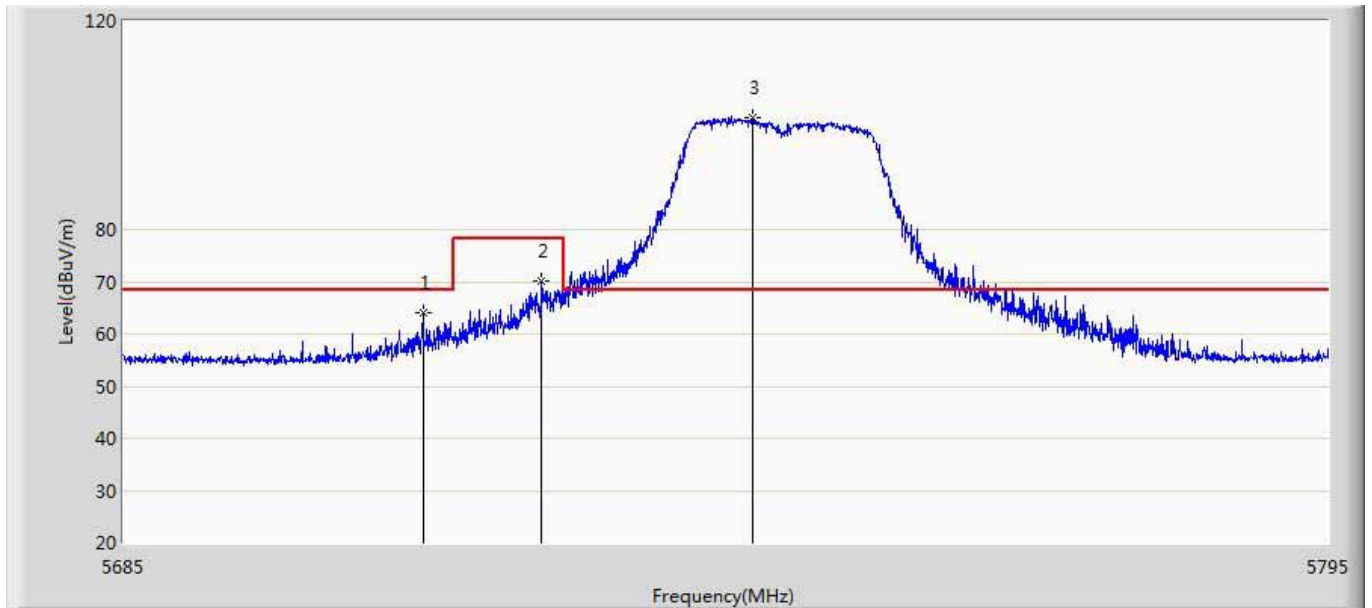
| No | Mark | Frequency (MHz) | Measure Level (dBuV/m) | Reading Level (dBuV) | Over Limit (dB) | Limit (dBuV/m) | Factor (dB) | Type |
|----|------|-----------------|------------------------|----------------------|-----------------|----------------|-------------|------|
| 1 | * | 5245.200 | 86.578 | 44.395 | N/A | N/A | 42.183 | AV |
| 2 | | 5350.000 | 41.376 | -1.140 | -12.624 | 54.000 | 42.516 | AV |

| | |
|--|--------------------------|
| Engineer: Cloud | |
| Site: AC5 | Time: 2016/02/22 - 17:20 |
| Limit: FCC-15.407 new | Margin: 0 |
| Probe: Horn_3117_00167055(1-18GHz) | Polarity: Horizontal |
| EUT: Wireless Router Motherboard | Power: DC 48V |
| Note: Mode 2:Transmit at channel 5745Mhz by 802.11N20 with ant 1 | |



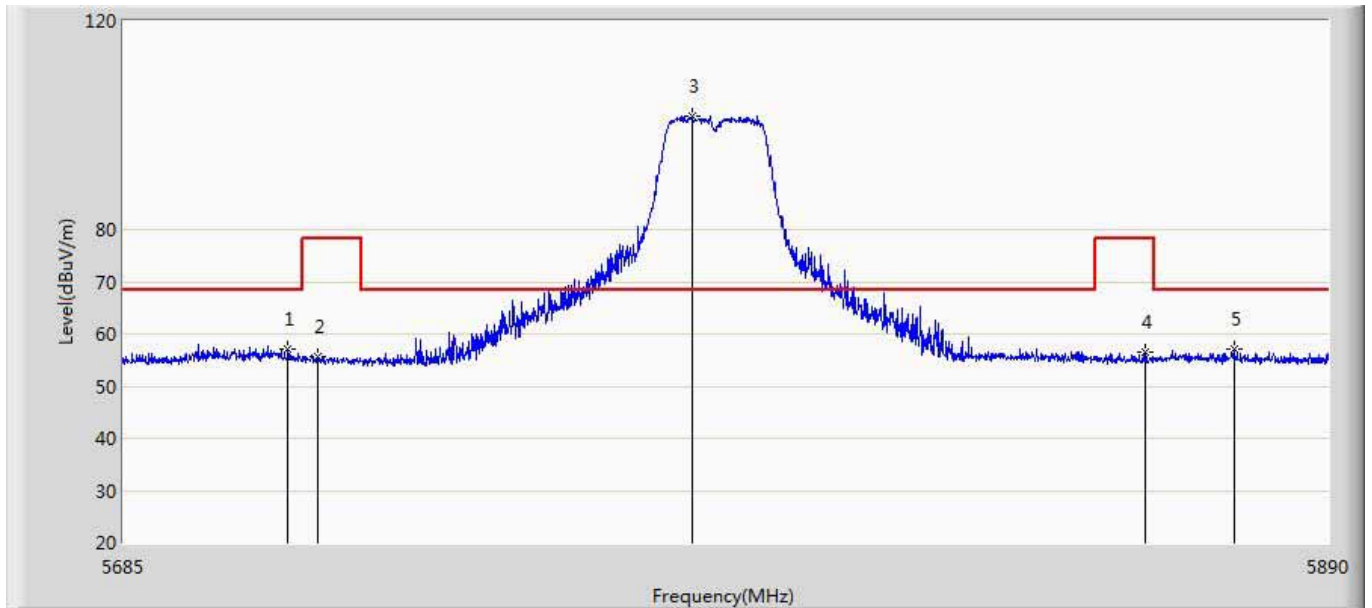
| No | Mark | Frequency (MHz) | Measure Level (dBuV/m) | Reading Level (dBuV) | Over Limit (dB) | Limit (dBuV/m) | Factor (dB) | Type |
|----|------|-----------------|------------------------|----------------------|-----------------|----------------|-------------|------|
| 1 | | 5711.455 | 65.201 | 21.889 | -3.099 | 68.300 | 43.312 | PK |
| 2 | | 5724.270 | 71.649 | 28.381 | -6.651 | 78.300 | 43.269 | PK |
| 3 | * | 5738.350 | 101.579 | 58.287 | N/A | N/A | 43.291 | PK |

| | |
|--|--------------------------|
| Engineer: Cloud | |
| Site: AC5 | Time: 2016/02/22 - 17:22 |
| Limit: FCC-15.407 new | Margin: 0 |
| Probe: Horn_3117_00167055(1-18GHz) | Polarity: Vertical |
| EUT: Wireless Router Motherboard | Power: DC 48V |
| Note: Mode 2:Transmit at channel 5745Mhz by 802.11N20 with ant 1 | |



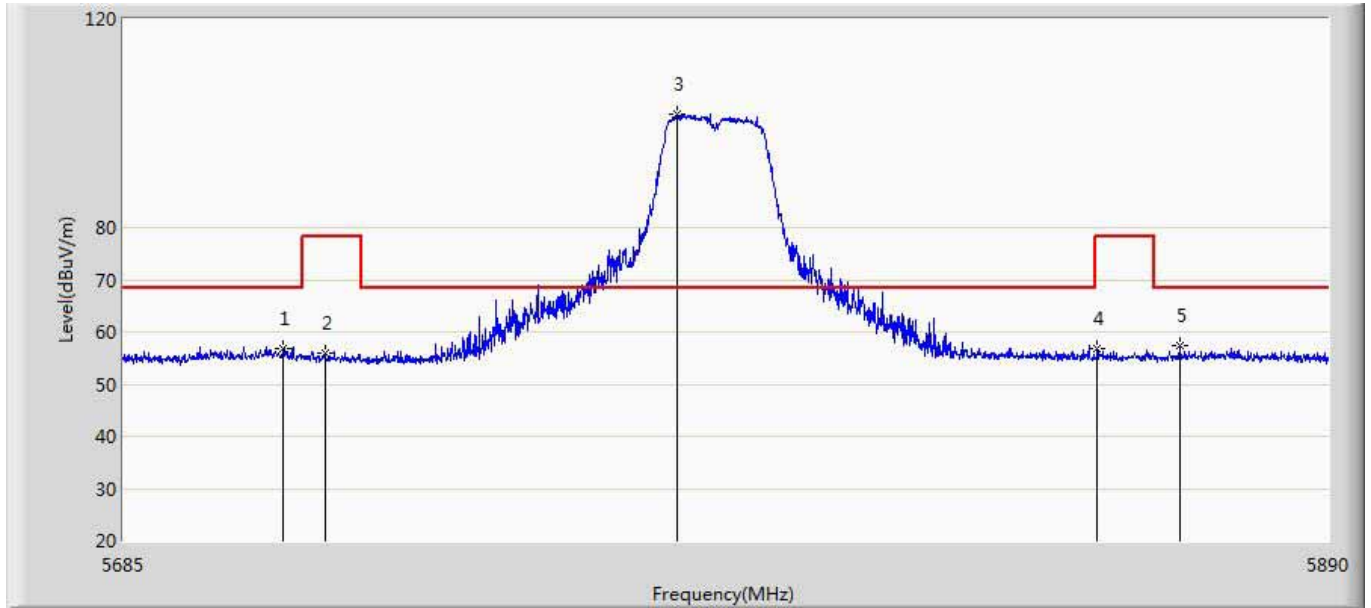
| No | Mark | Frequency (MHz) | Measure Level (dBuV/m) | Reading Level (dBuV) | Over Limit (dB) | Limit (dBuV/m) | Factor (dB) | Type |
|----|------|-----------------|------------------------|----------------------|-----------------|----------------|-------------|------|
| 1 | | 5712.170 | 63.926 | 20.616 | -4.374 | 68.300 | 43.309 | PK |
| 2 | | 5723.005 | 70.052 | 26.779 | -8.248 | 78.300 | 43.273 | PK |
| 3 | * | 5742.200 | 101.410 | 58.109 | N/A | N/A | 43.301 | PK |

| | |
|--|--------------------------|
| Engineer: Cloud | |
| Site: AC5 | Time: 2016/02/22 - 17:25 |
| Limit: FCC-15.407 new | Margin: 0 |
| Probe: Horn_3117_00167055(1-18GHz) | Polarity: Horizontal |
| EUT: Wireless Router Motherboard | Power: DC 48V |
| Note: Mode 2:Transmit at channel 5785Mhz by 802.11N20 with ant 1 | |



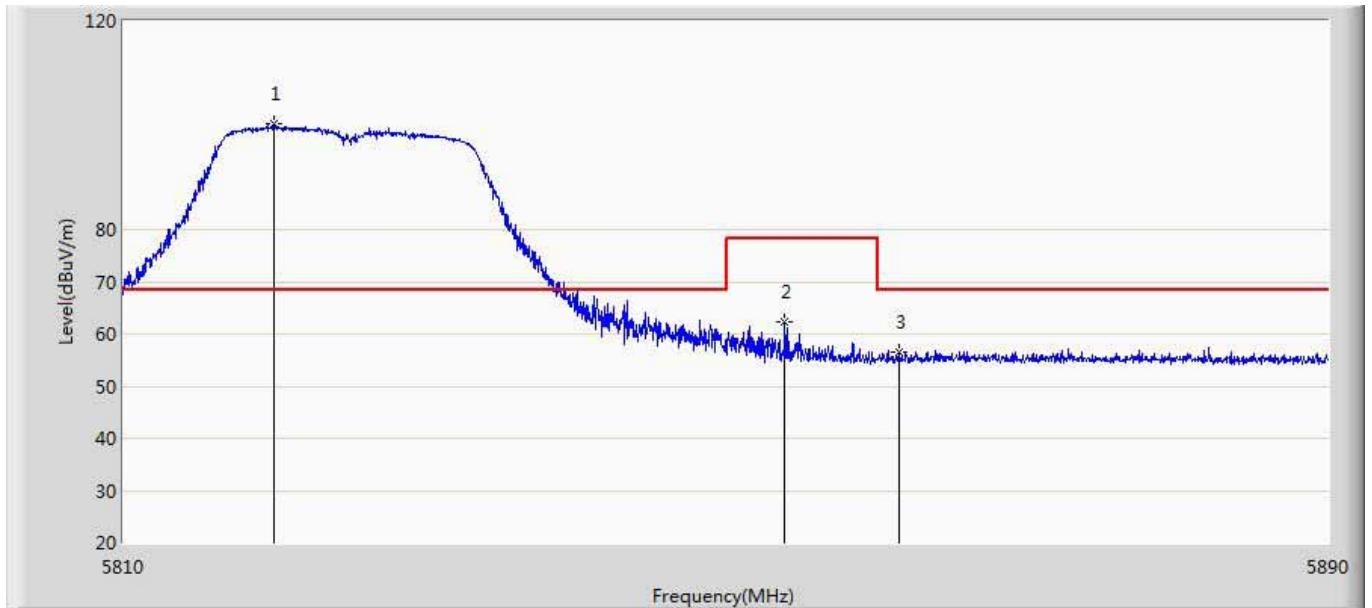
| No | Mark | Frequency (MHz) | Measure Level (dBuV/m) | Reading Level (dBuV) | Over Limit (dB) | Limit (dBuV/m) | Factor (dB) | Type |
|----|------|-----------------|------------------------|----------------------|-----------------|----------------|-------------|------|
| 1 | | 5712.675 | 57.146 | 13.838 | -11.154 | 68.300 | 43.308 | PK |
| 2 | | 5717.697 | 55.714 | 12.423 | -22.586 | 78.300 | 43.291 | PK |
| 3 | * | 5780.940 | 101.750 | 58.422 | N/A | N/A | 43.329 | PK |
| 4 | | 5858.533 | 56.584 | 13.049 | -21.716 | 78.300 | 43.535 | PK |
| 5 | | 5873.703 | 57.241 | 13.643 | -11.059 | 68.300 | 43.598 | PK |

| | |
|--|--------------------------|
| Engineer: Cloud | |
| Site: AC5 | Time: 2016/02/22 - 17:27 |
| Limit: FCC-15.407 new | Margin: 0 |
| Probe: Horn_3117_00167055(1-18GHz) | Polarity: Vertical |
| EUT: Wireless Router Motherboard | Power: DC 48V |
| Note: Mode 2:Transmit at channel 5785Mhz by 802.11N20 with ant 1 | |



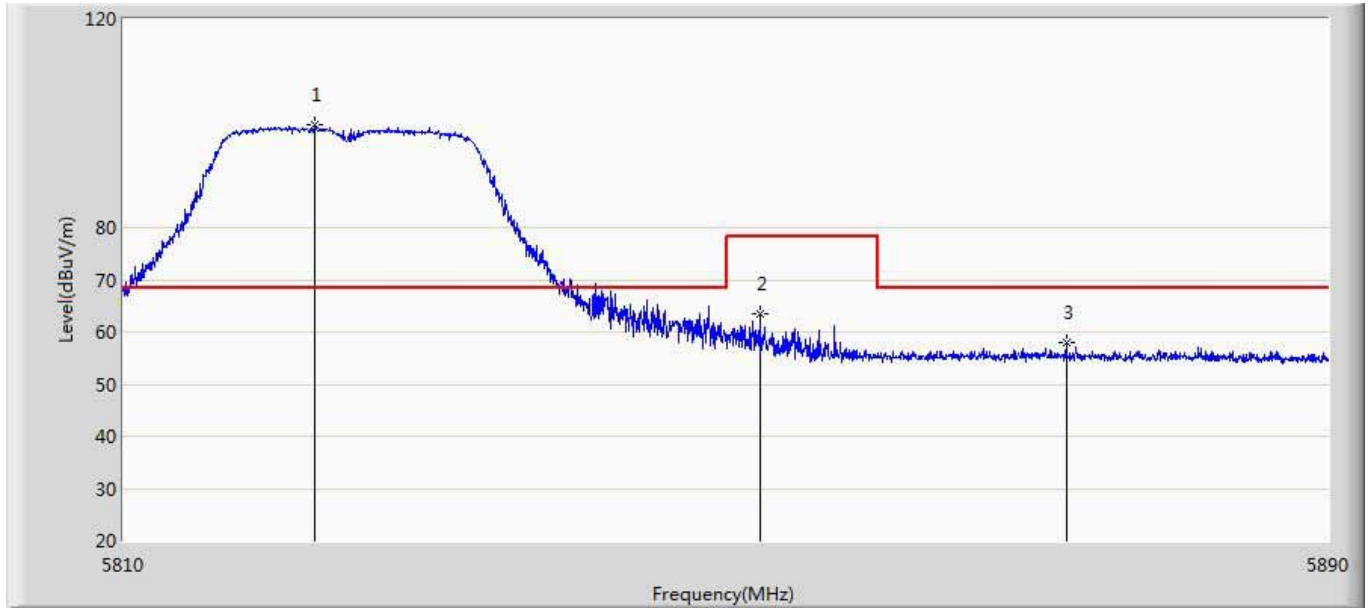
| No | Mark | Frequency (MHz) | Measure Level (dBuV/m) | Reading Level (dBuV) | Over Limit (dB) | Limit (dBuV/m) | Factor (dB) | Type |
|----|------|-----------------|------------------------|----------------------|-----------------|----------------|-------------|------|
| 1 | | 5711.855 | 56.904 | 13.593 | -11.396 | 68.300 | 43.311 | PK |
| 2 | | 5718.825 | 56.043 | 12.756 | -22.257 | 78.300 | 43.287 | PK |
| 3 | * | 5778.480 | 101.784 | 58.448 | N/A | N/A | 43.336 | PK |
| 4 | | 5850.230 | 56.677 | 13.206 | -21.623 | 78.300 | 43.471 | PK |
| 5 | | 5864.375 | 57.448 | 13.879 | -10.852 | 68.300 | 43.568 | PK |

| | |
|--|--------------------------|
| Engineer: Cloud | |
| Site: AC5 | Time: 2016/02/22 - 17:29 |
| Limit: FCC-15.407 new | Margin: 0 |
| Probe: Horn_3117_00167055(1-18GHz) | Polarity: Horizontal |
| EUT: Wireless Router Motherboard | Power: DC 48V |
| Note: Mode 2:Transmit at channel 5825Mhz by 802.11N20 with ant 1 | |



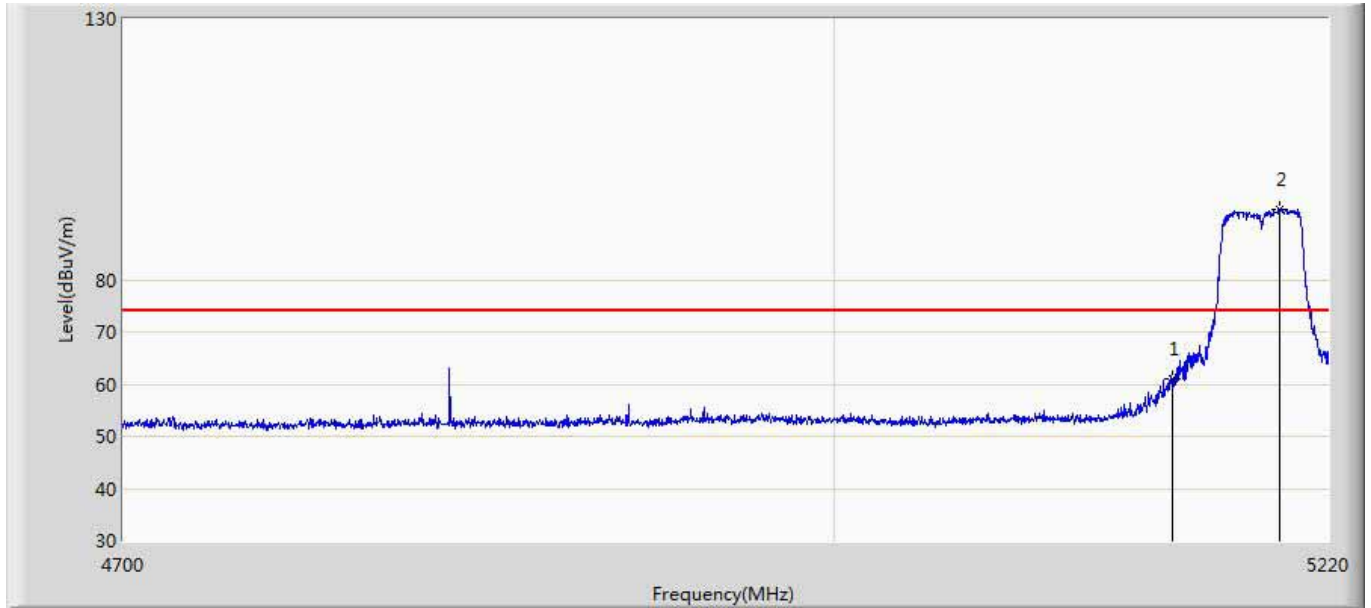
| No | Mark | Frequency (MHz) | Measure Level (dBuV/m) | Reading Level (dBuV) | Over Limit (dB) | Limit (dBuV/m) | Factor (dB) | Type |
|----|------|-----------------|------------------------|----------------------|-----------------|----------------|-------------|------|
| 1 | * | 5820.000 | 100.191 | 56.800 | N/A | N/A | 43.392 | PK |
| 2 | | 5853.800 | 62.289 | 18.791 | -16.011 | 78.300 | 43.498 | PK |
| 3 | | 5861.400 | 56.551 | 12.994 | -11.749 | 68.300 | 43.556 | PK |

| | |
|--|--------------------------|
| Engineer: Cloud | |
| Site: AC5 | Time: 2016/02/22 - 17:31 |
| Limit: FCC-15.407 new | Margin: 0 |
| Probe: Horn_3117_00167055(1-18GHz) | Polarity: Vertical |
| EUT: Wireless Router Motherboard | Power: DC 48V |
| Note: Mode 2:Transmit at channel 5825Mhz by 802.11N20 with ant 1 | |



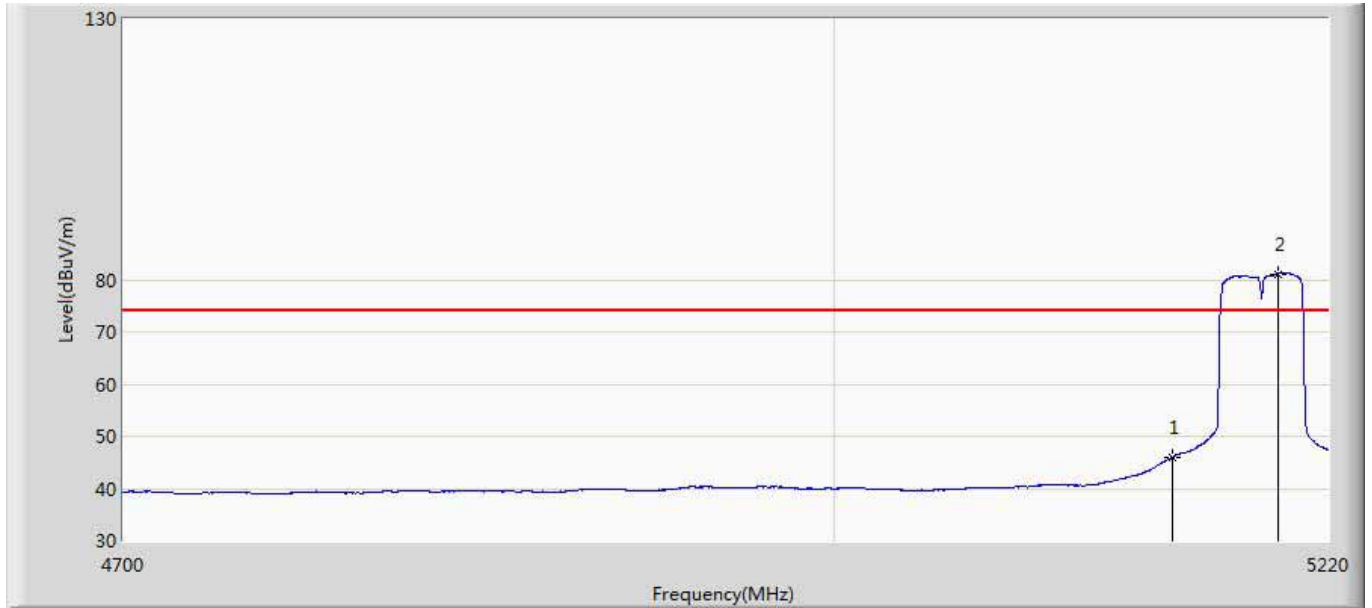
| No | Mark | Frequency (MHz) | Measure Level (dBuV/m) | Reading Level (dBuV) | Over Limit (dB) | Limit (dBuV/m) | Factor (dB) | Type |
|----|------|-----------------|------------------------|----------------------|-----------------|----------------|-------------|------|
| 1 | * | 5822.680 | 99.612 | 56.215 | N/A | N/A | 43.397 | PK |
| 2 | | 5852.120 | 63.376 | 19.891 | -14.924 | 78.300 | 43.485 | PK |
| 3 | | 5872.520 | 57.943 | 14.349 | -10.357 | 68.300 | 43.594 | PK |

| | |
|--|--------------------------|
| Engineer: Cloud | |
| Site: AC5 | Time: 2016/02/22 - 18:46 |
| Limit: FCC_Part15.209_RE(3m) | Margin: 0 |
| Probe: Horn_3117_00167055(1-18GHz) | Polarity: Horizontal |
| EUT: Wireless Router Motherboard | Power: DC 48V |
| Note: Mode 3:Transmit at channel 5190Mhz by 802.11N40 with ant 1 | |



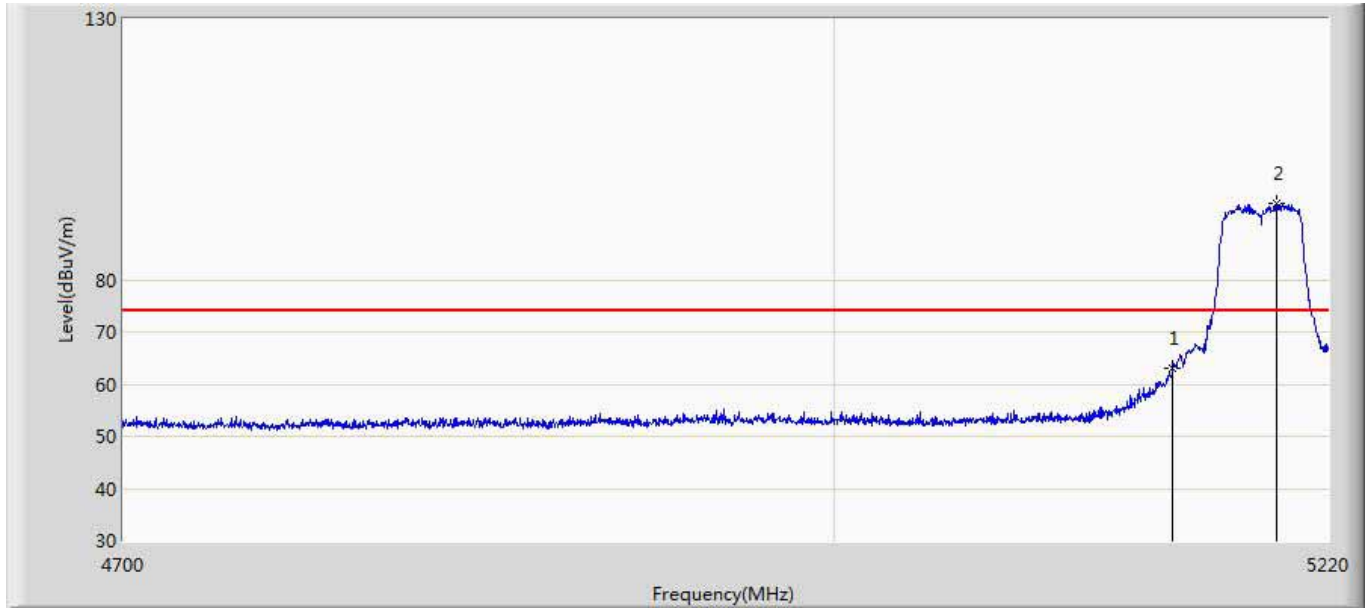
| No | Mark | Frequency (MHz) | Measure Level (dBuV/m) | Reading Level (dBuV) | Over Limit (dB) | Limit (dBuV/m) | Factor (dB) | Type |
|----|------|-----------------|------------------------|----------------------|-----------------|----------------|-------------|------|
| 1 | | 5150.000 | 60.895 | 18.880 | -13.105 | 74.000 | 42.015 | PK |
| 2 | * | 5198.160 | 93.510 | 51.468 | N/A | N/A | 42.042 | PK |

| | |
|--|--------------------------|
| Engineer: Cloud | |
| Site: AC5 | Time: 2016/02/22 - 18:47 |
| Limit: FCC_Part15.209_RE(3m) | Margin: 0 |
| Probe: Horn_3117_00167055(1-18GHz) | Polarity: Horizontal |
| EUT: Wireless Router Motherboard | Power: DC 48V |
| Note: Mode 3:Transmit at channel 5190Mhz by 802.11N40 with ant 1 | |



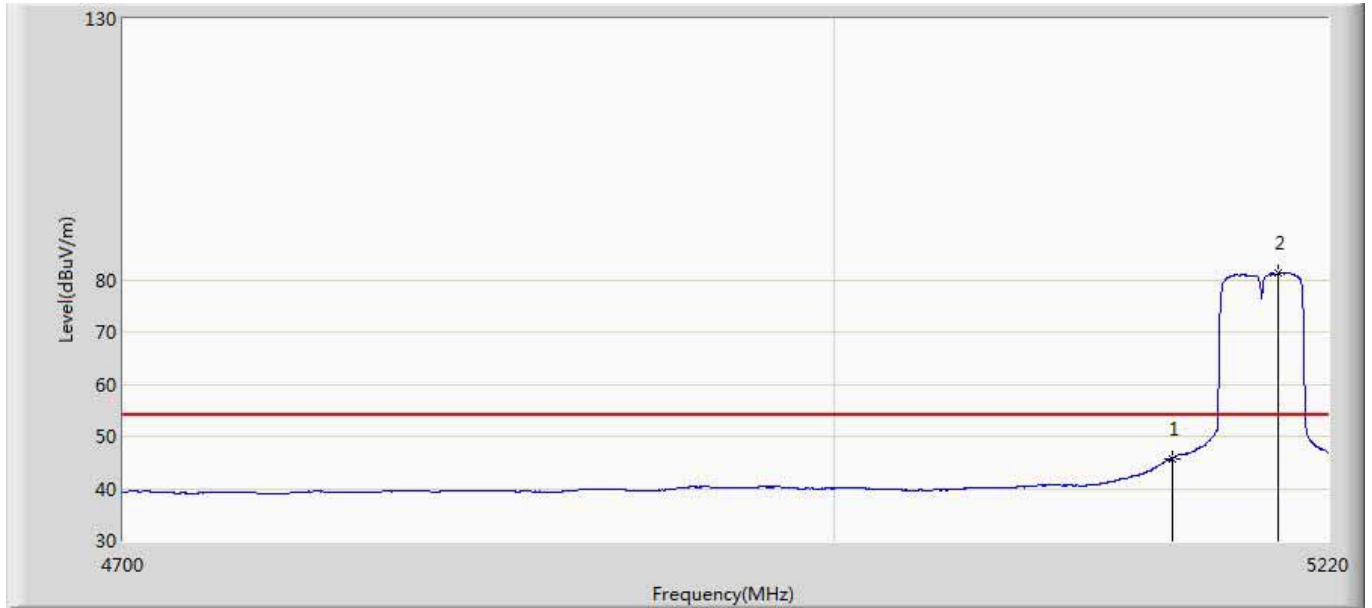
| No | Mark | Frequency (MHz) | Measure Level (dBuV/m) | Reading Level (dBuV) | Over Limit (dB) | Limit (dBuV/m) | Factor (dB) | Type |
|----|------|-----------------|------------------------|----------------------|-----------------|----------------|-------------|------|
| 1 | | 5150.000 | 45.958 | 3.943 | -28.042 | 74.000 | 42.015 | PK |
| 2 | * | 5197.380 | 81.117 | 39.070 | N/A | N/A | 42.046 | PK |

| | |
|--|--------------------------|
| Engineer: Cloud | |
| Site: AC5 | Time: 2016/02/22 - 18:50 |
| Limit: FCC_Part15.209_RE(3m) | Margin: 0 |
| Probe: Horn_3117_00167055(1-18GHz) | Polarity: Vertical |
| EUT: Wireless Router Motherboard | Power: DC 48V |
| Note: Mode 3:Transmit at channel 5190Mhz by 802.11N40 with ant 1 | |



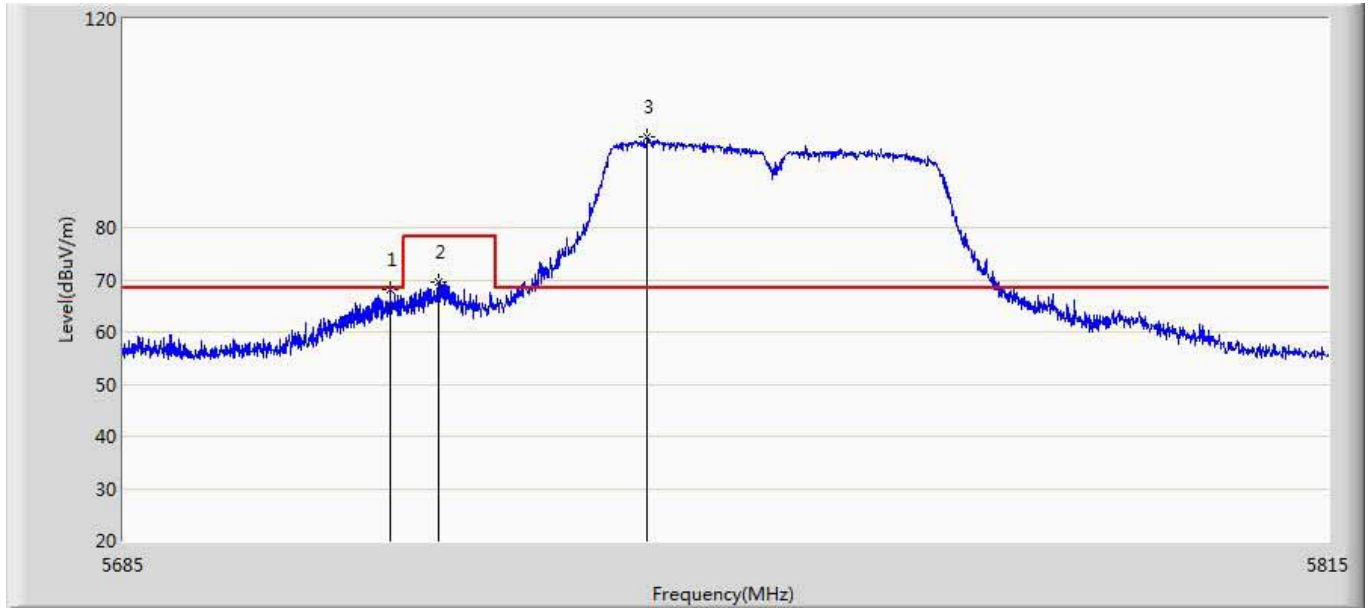
| No | Mark | Frequency (MHz) | Measure Level (dBuV/m) | Reading Level (dBuV) | Over Limit (dB) | Limit (dBuV/m) | Factor (dB) | Type |
|----|------|-----------------|------------------------|----------------------|-----------------|----------------|-------------|------|
| 1 | | 5150.000 | 63.159 | 21.144 | -10.841 | 74.000 | 42.015 | PK |
| 2 | * | 5196.860 | 94.604 | 52.554 | N/A | N/A | 42.050 | PK |

| | |
|--|--------------------------|
| Engineer: Cloud | |
| Site: AC5 | Time: 2016/02/22 - 18:50 |
| Limit: FCC_Part15.209_RE(3m) | Margin: 0 |
| Probe: Horn_3117_00167055(1-18GHz) | Polarity: Vertical |
| EUT: Wireless Router Motherboard | Power: DC 48V |
| Note: Mode 3:Transmit at channel 5190Mhz by 802.11N40 with ant 1 | |



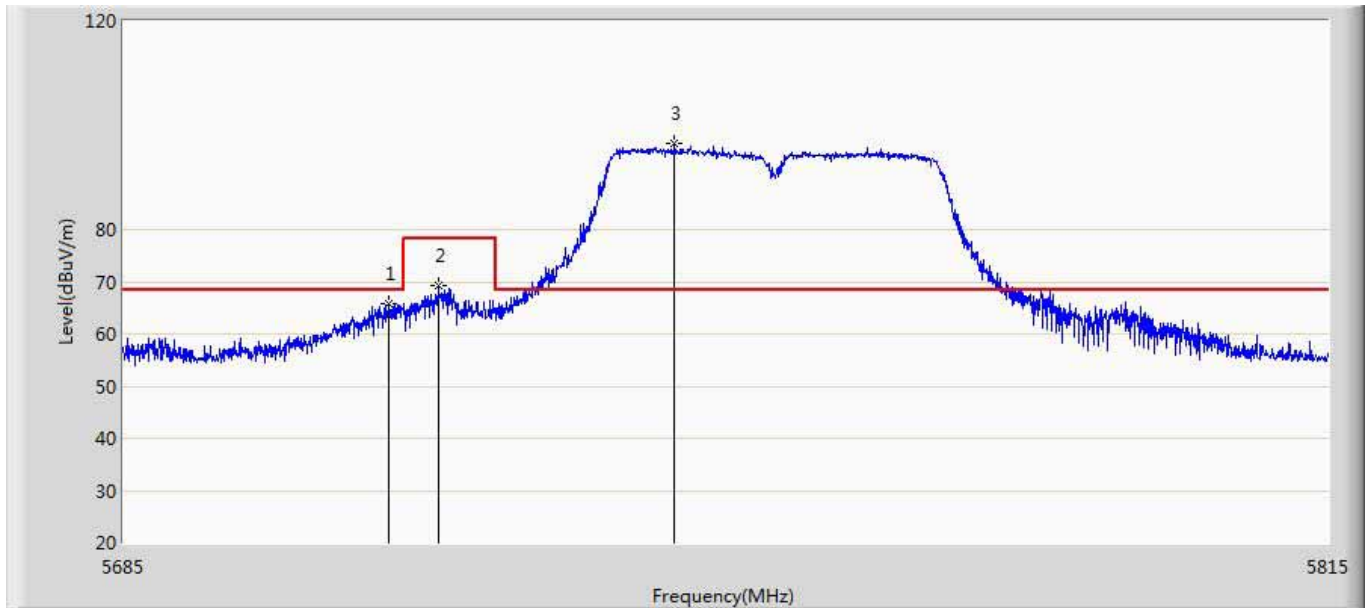
| No | Mark | Frequency (MHz) | Measure Level (dBuV/m) | Reading Level (dBuV) | Over Limit (dB) | Limit (dBuV/m) | Factor (dB) | Type |
|----|------|-----------------|------------------------|----------------------|-----------------|----------------|-------------|------|
| 1 | | 5150.000 | 45.791 | 3.776 | -8.209 | 54.000 | 42.015 | AV |
| 2 | * | 5197.380 | 81.243 | 39.196 | N/A | N/A | 42.046 | AV |

| | |
|---|--------------------------|
| Engineer: Cloud | |
| Site: AC5 | Time: 2016/02/22 - 18:58 |
| Limit: FCC-15.407 new | Margin: 0 |
| Probe: Horn_3117_00167055(1-18GHz) | Polarity: Horizontal |
| EUT: Wireless Router Motherboard | Power: DC 48V |
| Note: Mode 3: Transmit at channel 5755Mhz by 802.11N40 with ant 1 | |



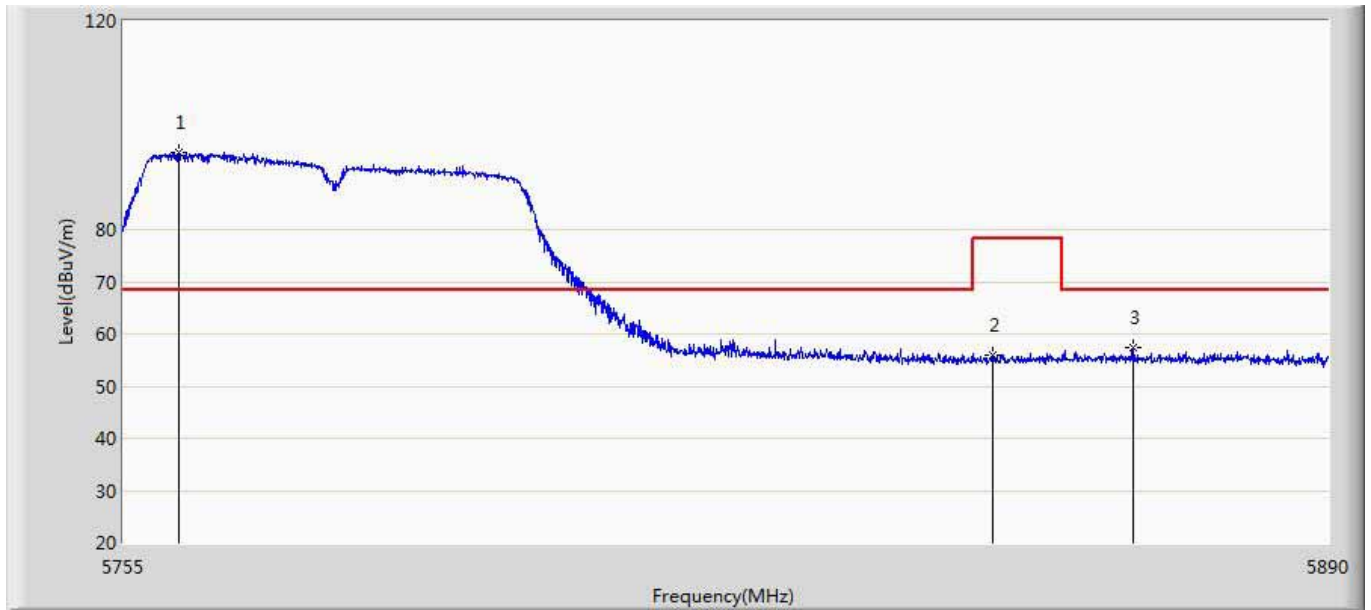
| No | Mark | Frequency (MHz) | Measure Level (dBuV/m) | Reading Level (dBuV) | Over Limit (dB) | Limit (dBuV/m) | Factor (dB) | Type |
|----|------|-----------------|------------------------|----------------------|-----------------|----------------|-------------|------|
| 1 | | 5713.600 | 68.160 | 24.855 | -0.140 | 68.300 | 43.305 | PK |
| 2 | | 5718.735 | 69.517 | 26.230 | -8.783 | 78.300 | 43.287 | PK |
| 3 | * | 5741.225 | 97.436 | 54.137 | N/A | N/A | 43.298 | PK |

| | |
|--|--------------------------|
| Engineer: Cloud | |
| Site: AC5 | Time: 2016/02/22 - 19:00 |
| Limit: FCC-15.407 new | Margin: 0 |
| Probe: Horn_3117_00167055(1-18GHz) | Polarity: Vertical |
| EUT: Wireless Router Motherboard | Power: DC 48V |
| Note: Mode 3:Transmit at channel 5755Mhz by 802.11N40 with ant 1 | |



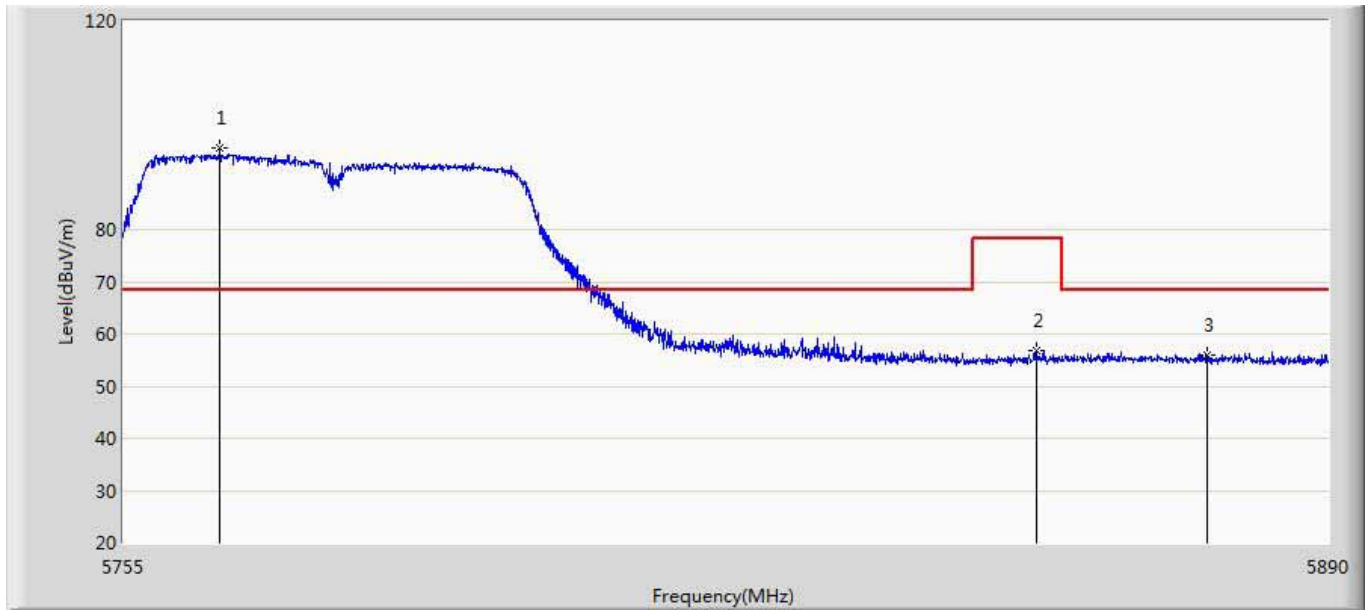
| No | Mark | Frequency (MHz) | Measure Level (dBuV/m) | Reading Level (dBuV) | Over Limit (dB) | Limit (dBuV/m) | Factor (dB) | Type |
|----|------|-----------------|------------------------|----------------------|-----------------|----------------|-------------|------|
| 1 | | 5713.340 | 65.924 | 22.618 | -2.376 | 68.300 | 43.306 | PK |
| 2 | | 5718.735 | 69.193 | 25.906 | -9.107 | 78.300 | 43.287 | PK |
| 3 | * | 5744.150 | 96.548 | 53.249 | N/A | N/A | 43.299 | PK |

| | |
|--|--------------------------|
| Engineer: Cloud | |
| Site: AC5 | Time: 2016/02/22 - 19:02 |
| Limit: FCC-15.407 new | Margin: 0 |
| Probe: Horn_3117_00167055(1-18GHz) | Polarity: Horizontal |
| EUT: Wireless Router Motherboard | Power: DC 48V |
| Note: Mode 3:Transmit at channel 5795Mhz by 802.11N40 with ant 1 | |



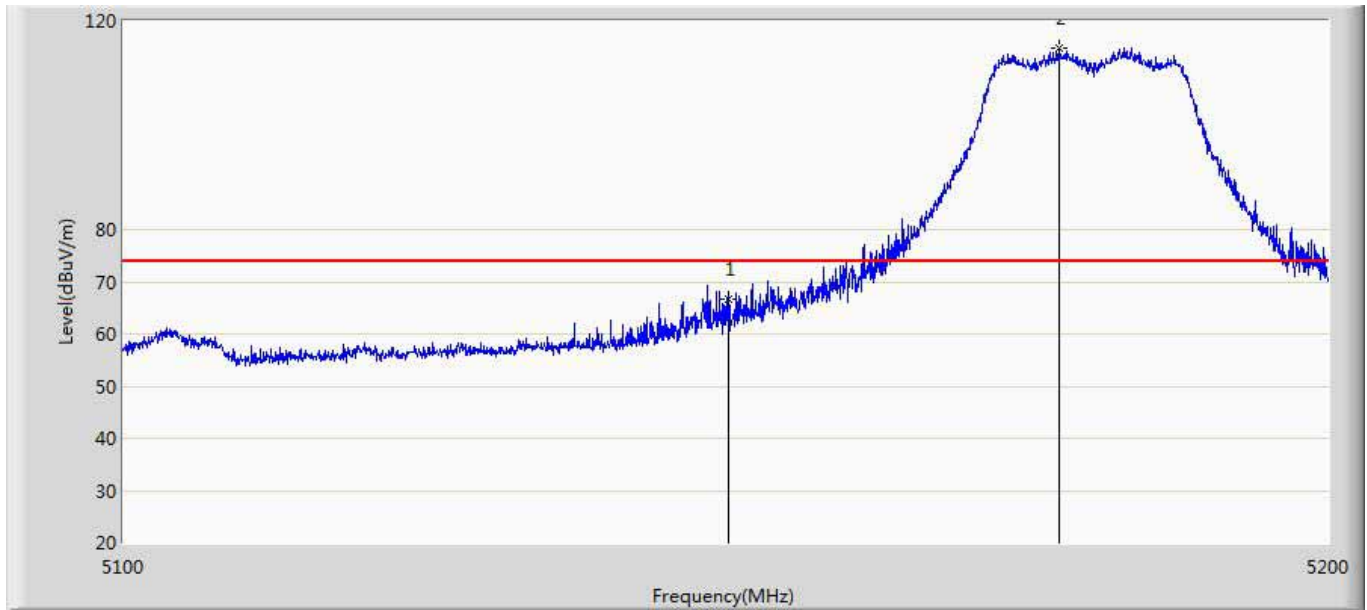
| No | Mark | Frequency (MHz) | Measure Level (dBuV/m) | Reading Level (dBuV) | Over Limit (dB) | Limit (dBuV/m) | Factor (dB) | Type |
|----|------|-----------------|------------------------|----------------------|-----------------|----------------|-------------|------|
| 1 | * | 5761.143 | 94.879 | 51.630 | N/A | N/A | 43.250 | PK |
| 2 | | 5852.065 | 55.975 | 12.490 | -22.325 | 78.300 | 43.485 | PK |
| 3 | | 5867.995 | 57.278 | 13.698 | -11.022 | 68.300 | 43.579 | PK |

| | |
|--|--------------------------|
| Engineer: Cloud | |
| Site: AC5 | Time: 2016/02/22 - 19:04 |
| Limit: FCC-15.407 new | Margin: 0 |
| Probe: Horn_3117_00167055(1-18GHz) | Polarity: Vertical |
| EUT: Wireless Router Motherboard | Power: DC 48V |
| Note: Mode 3:Transmit at channel 5795Mhz by 802.11N40 with ant 1 | |



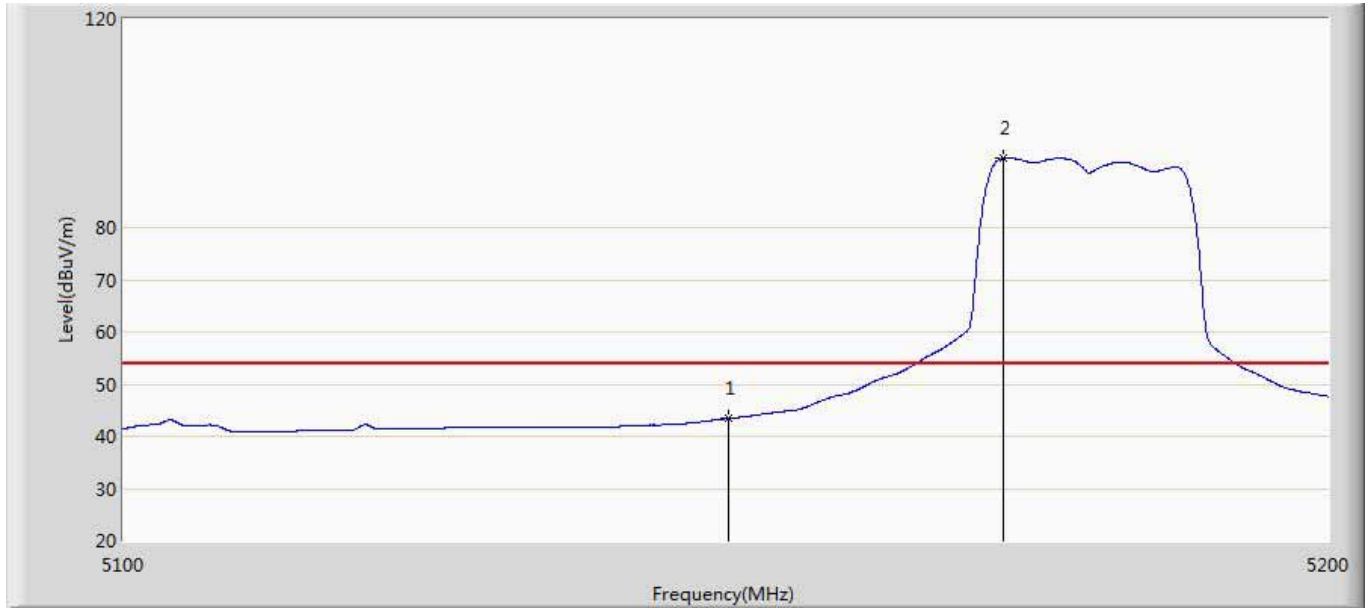
| No | Mark | Frequency (MHz) | Measure Level (dBuV/m) | Reading Level (dBuV) | Over Limit (dB) | Limit (dBuV/m) | Factor (dB) | Type |
|----|------|-----------------|------------------------|----------------------|-----------------|----------------|-------------|------|
| 1 | * | 5765.732 | 95.653 | 52.377 | N/A | N/A | 43.276 | PK |
| 2 | | 5857.127 | 56.907 | 13.383 | -21.393 | 78.300 | 43.524 | PK |
| 3 | | 5876.365 | 55.895 | 12.289 | -12.405 | 68.300 | 43.606 | PK |

| | |
|--|--------------------------|
| Engineer: Cloud | |
| Site: AC5 | Time: 2016/02/28 - 14:50 |
| Limit: FCC_Part15.209_RE(3m) | Margin: 0 |
| Probe: Horn_3117_00167055(1-18GHz) | Polarity: Horizontal |
| EUT: Wireless Router Motherboard | Power: DC 48V |
| Note: Mode 1:Transmit at channel 5180Mhz by 802.11a with ant 0+1 | |



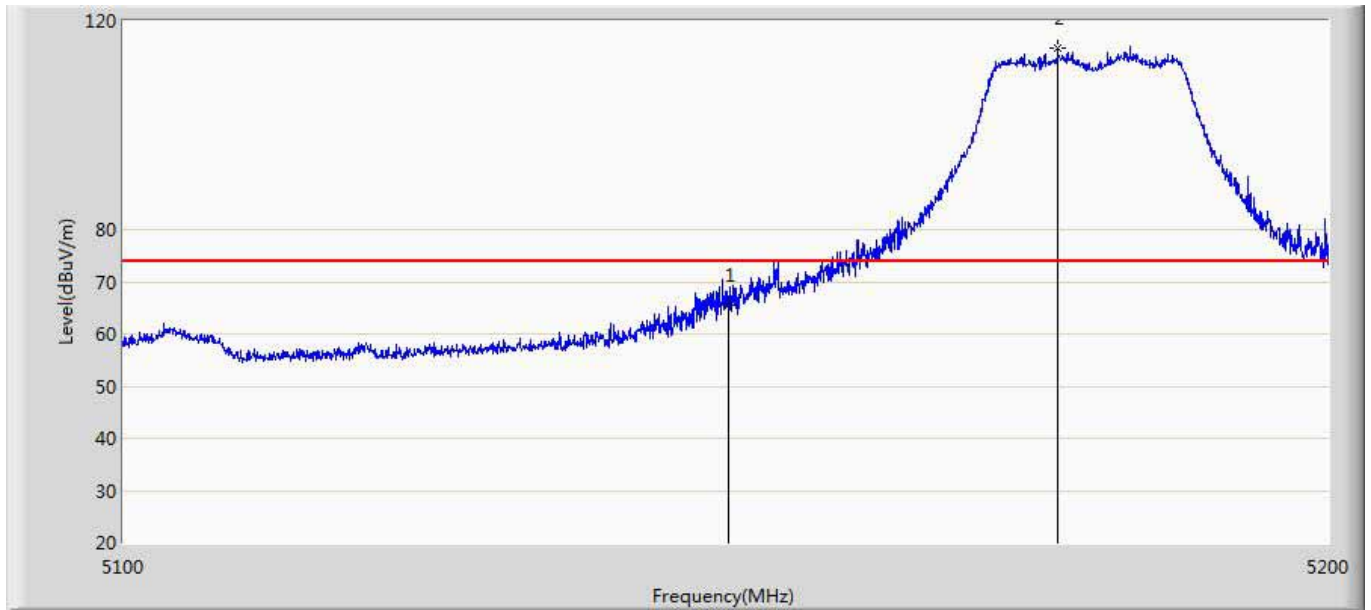
| No | Mark | Frequency (MHz) | Measure Level (dBuV/m) | Reading Level (dBuV) | Over Limit (dB) | Limit (dBuV/m) | Factor (dB) | Type |
|----|------|-----------------|------------------------|----------------------|-----------------|----------------|-------------|------|
| 1 | | 5150.000 | 66.695 | 24.680 | -7.305 | 74.000 | 42.015 | PK |
| 2 | * | 5177.500 | 114.836 | 72.691 | N/A | N/A | 42.146 | PK |

| | |
|--|--------------------------|
| Engineer: Cloud | |
| Site: AC5 | Time: 2016/02/28 - 14:52 |
| Limit: FCC_Part15.209_RE(3m) | Margin: 0 |
| Probe: Horn_3117_00167055(1-18GHz) | Polarity: Horizontal |
| EUT: Wireless Router Motherboard | Power: DC 48V |
| Note: Mode 1:Transmit at channel 5180Mhz by 802.11a with ant 0+1 | |



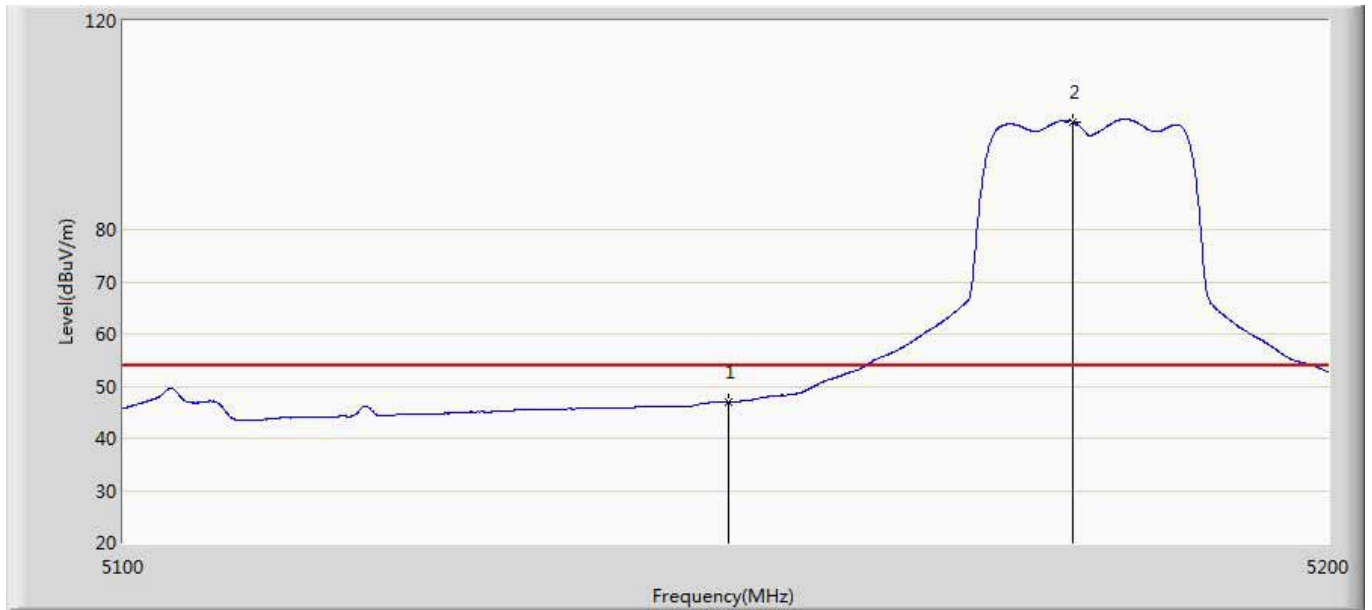
| No | Mark | Frequency (MHz) | Measure Level (dBuV/m) | Reading Level (dBuV) | Over Limit (dB) | Limit (dBuV/m) | Factor (dB) | Type |
|----|------|-----------------|------------------------|----------------------|-----------------|----------------|-------------|------|
| 1 | | 5150.000 | 43.441 | 1.426 | -10.559 | 54.000 | 42.015 | AV |
| 2 | * | 5172.850 | 93.307 | 51.162 | N/A | N/A | 42.146 | AV |

| | |
|--|--------------------------|
| Engineer: Cloud | |
| Site: AC5 | Time: 2016/02/28 - 14:58 |
| Limit: FCC_Part15.209_RE(3m) | Margin: 0 |
| Probe: Horn_3117_00167055(1-18GHz) | Polarity: Vertical |
| EUT: Wireless Router Motherboard | Power: DC 48V |
| Note: Mode 1:Transmit at channel 5180Mhz by 802.11a with ant 0+1 | |



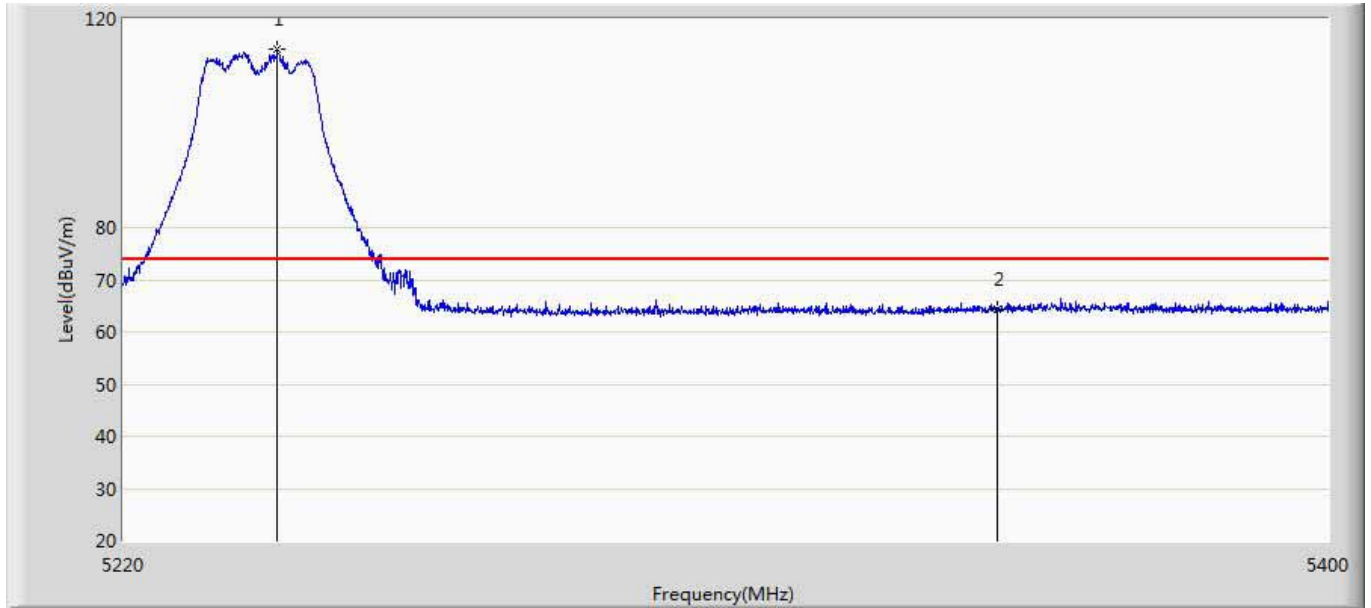
| No | Mark | Frequency (MHz) | Measure Level (dBuV/m) | Reading Level (dBuV) | Over Limit (dB) | Limit (dBuV/m) | Factor (dB) | Type |
|----|------|-----------------|------------------------|----------------------|-----------------|----------------|-------------|------|
| 1 | | 5150.000 | 65.579 | 23.564 | -8.421 | 74.000 | 42.015 | PK |
| 2 | * | 5177.400 | 114.686 | 72.541 | N/A | N/A | 42.145 | PK |

| | |
|--|--------------------------|
| Engineer: Cloud | |
| Site: AC5 | Time: 2016/02/28 - 14:59 |
| Limit: FCC_Part15.209_RE(3m) | Margin: 0 |
| Probe: Horn_3117_00167055(1-18GHz) | Polarity: Vertical |
| EUT: Wireless Router Motherboard | Power: DC 48V |
| Note: Mode 1:Transmit at channel 5180Mhz by 802.11a with ant 0+1 | |



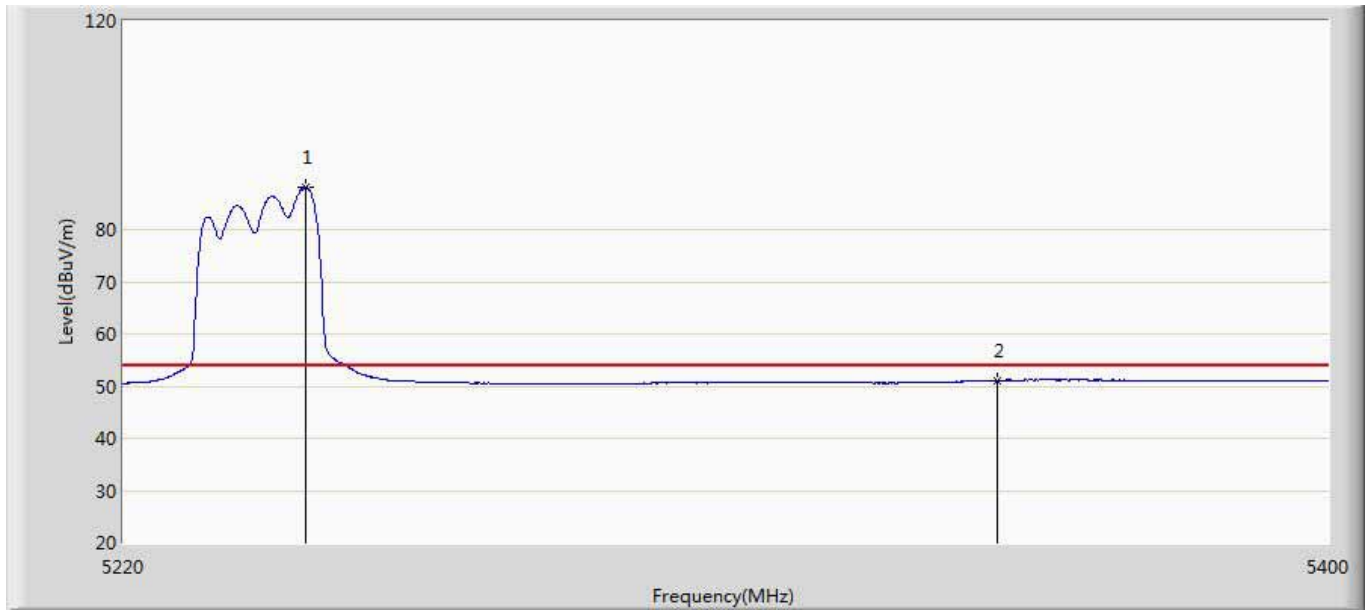
| No | Mark | Frequency (MHz) | Measure Level (dBuV/m) | Reading Level (dBuV) | Over Limit (dB) | Limit (dBuV/m) | Factor (dB) | Type |
|----|------|-----------------|------------------------|----------------------|-----------------|----------------|-------------|------|
| 1 | | 5150.000 | 47.063 | 5.048 | -6.937 | 54.000 | 42.015 | AV |
| 2 | * | 5178.650 | 100.670 | 58.525 | N/A | N/A | 42.146 | AV |

| | |
|--|--------------------------|
| Engineer: Cloud | |
| Site: AC5 | Time: 2016/02/28 - 15:05 |
| Limit: FCC_Part15.209_RE(3m) | Margin: 0 |
| Probe: Horn_3117_00167055(1-18GHz) | Polarity: Horizontal |
| EUT: Wireless Router Motherboard | Power: DC 48V |
| Note: Mode 1:Transmit at channel 5240Mhz by 802.11a with ant 0+1 | |



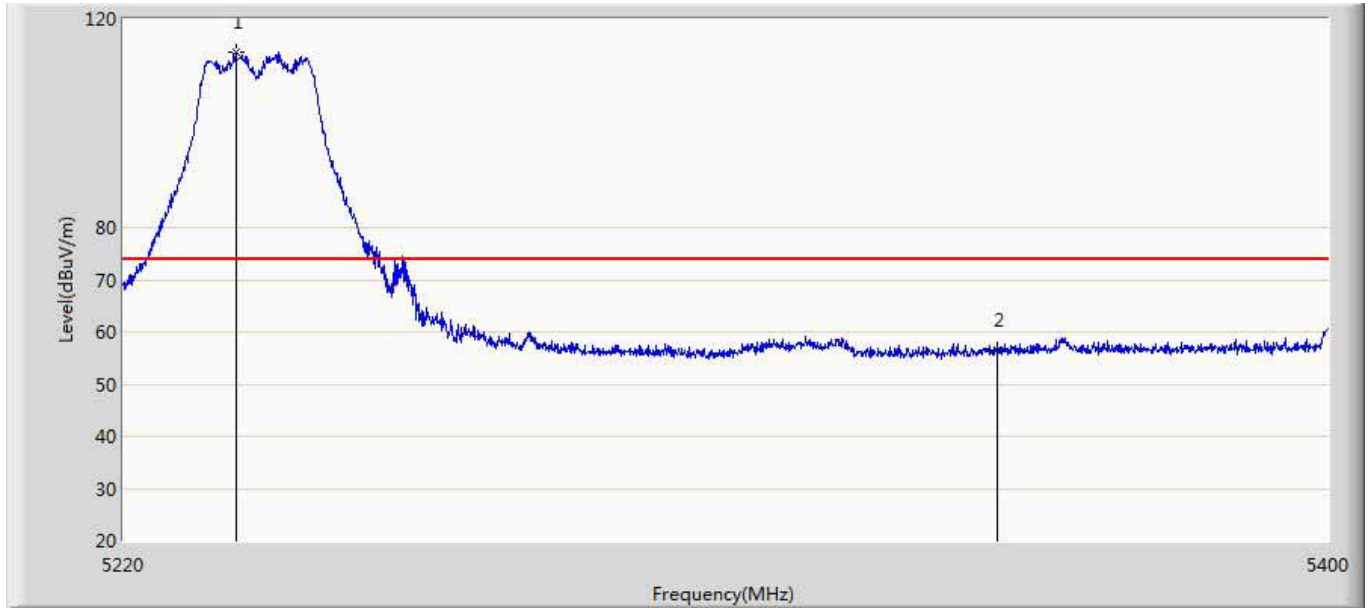
| No | Mark | Frequency (MHz) | Measure Level (dBuV/m) | Reading Level (dBuV) | Over Limit (dB) | Limit (dBuV/m) | Factor (dB) | Type |
|----|------|-----------------|------------------------|----------------------|-----------------|----------------|-------------|------|
| 1 | * | 5242.680 | 114.187 | 72.029 | N/A | N/A | 42.158 | PK |
| 2 | | 5350.000 | 64.383 | 21.867 | -9.617 | 74.000 | 42.516 | PK |

| | |
|---|--------------------------|
| Engineer: Cloud | |
| Site: AC5 | Time: 2016/02/28 - 15:05 |
| Limit: FCC_Part15.209_RE(3m) | Margin: 0 |
| Probe: Horn_3117_00167055(1-18GHz) | Polarity: Horizontal |
| EUT: Wireless Router Motherboard | Power: DC 48V |
| Note: Mode 1: Transmit at channel 5240Mhz by 802.11a with ant 0+1 | |



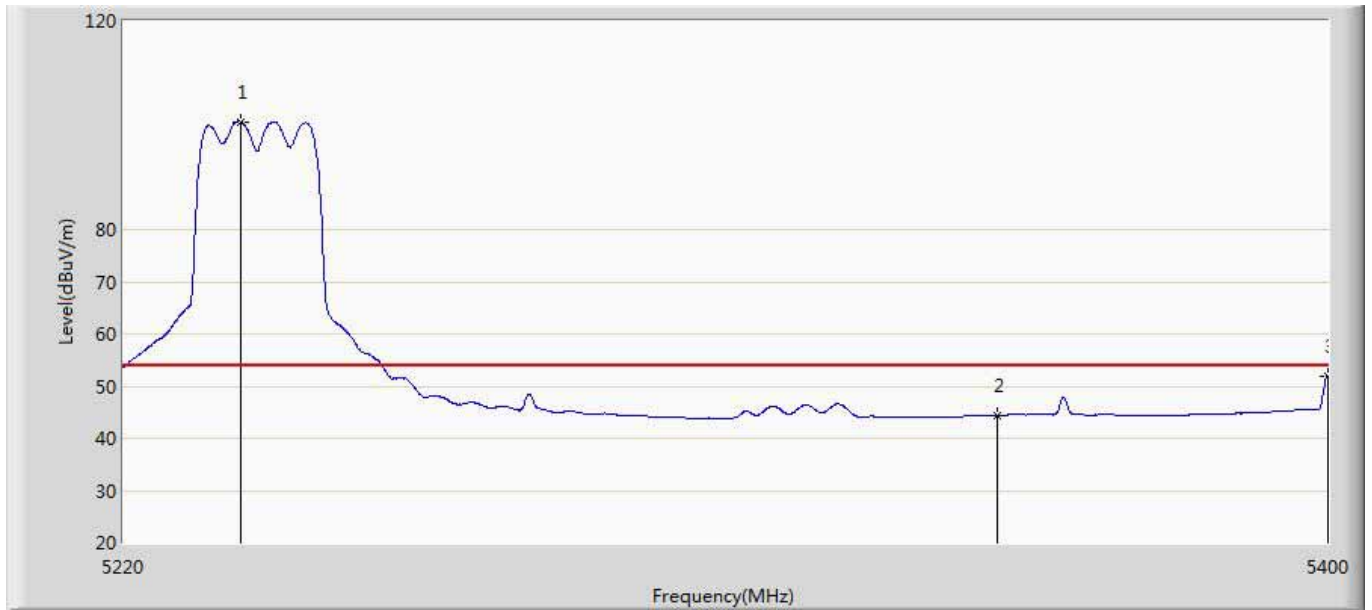
| No | Mark | Frequency (MHz) | Measure Level (dBuV/m) | Reading Level (dBuV) | Over Limit (dB) | Limit (dBuV/m) | Factor (dB) | Type |
|----|------|-----------------|------------------------|----------------------|-----------------|----------------|-------------|------|
| 1 | * | 5246.820 | 88.170 | 45.971 | N/A | N/A | 42.199 | AV |
| 2 | | 5350.000 | 51.081 | 8.565 | -2.919 | 54.000 | 42.516 | AV |

| | |
|--|--------------------------|
| Engineer: Cloud | |
| Site: AC5 | Time: 2016/02/28 - 15:08 |
| Limit: FCC_Part15.209_RE(3m) | Margin: 0 |
| Probe: Horn_3117_00167055(1-18GHz) | Polarity: Vertical |
| EUT: Wireless Router Motherboard | Power: DC 48V |
| Note: Mode 1:Transmit at channel 5240Mhz by 802.11a with ant 0+1 | |



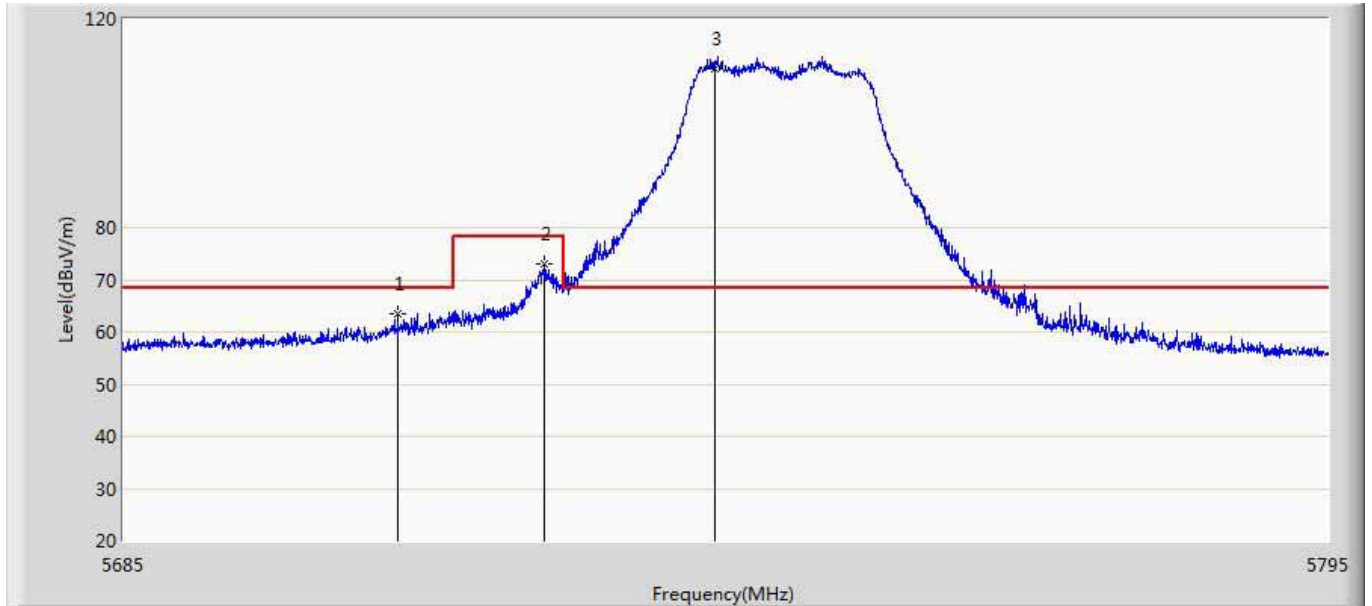
| No | Mark | Frequency (MHz) | Measure Level (dBuV/m) | Reading Level (dBuV) | Over Limit (dB) | Limit (dBuV/m) | Factor (dB) | Type |
|----|------|-----------------|------------------------|----------------------|-----------------|----------------|-------------|------|
| 1 | * | 5236.560 | 113.693 | 71.595 | N/A | N/A | 42.098 | PK |
| 2 | | 5350.000 | 56.485 | 13.969 | -17.515 | 74.000 | 42.516 | PK |

| | |
|---|--------------------------|
| Engineer: Cloud | |
| Site: AC5 | Time: 2016/02/28 - 15:09 |
| Limit: FCC_Part15.209_RE(3m) | Margin: 0 |
| Probe: Horn_3117_00167055(1-18GHz) | Polarity: Vertical |
| EUT: Wireless Router Motherboard | Power: DC 48V |
| Note: Mode 1: Transmit at channel 5240Mhz by 802.11a with ant 0+1 | |



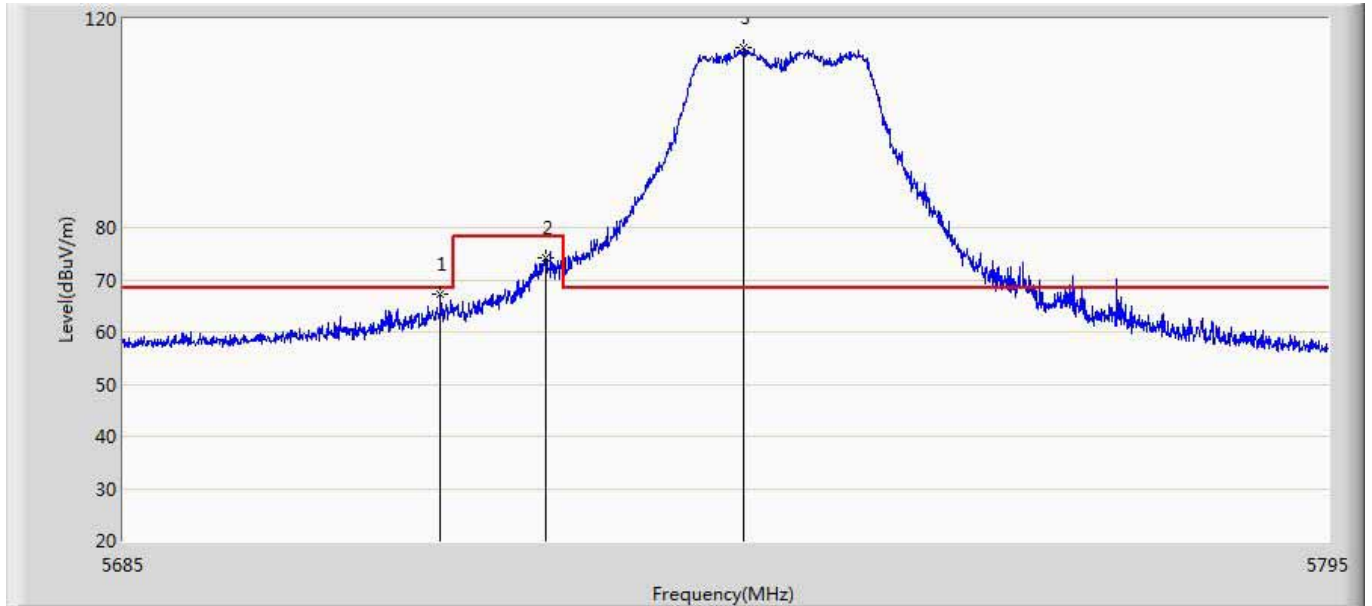
| No | Mark | Frequency (MHz) | Measure Level (dBuV/m) | Reading Level (dBuV) | Over Limit (dB) | Limit (dBuV/m) | Factor (dB) | Type |
|----|------|-----------------|------------------------|----------------------|-----------------|----------------|-------------|------|
| 1 | * | 5237.370 | 100.661 | 58.555 | N/A | N/A | 42.105 | AV |
| 2 | | 5350.000 | 44.361 | 1.845 | -9.639 | 54.000 | 42.516 | AV |
| 3 | | 5399.910 | 51.886 | 9.468 | -2.114 | 54.000 | 42.418 | AV |

| | |
|---|--------------------------|
| Engineer: Cloud | |
| Site: AC5 | Time: 2016/02/28 - 15:14 |
| Limit: FCC-15.407 new | Margin: 0 |
| Probe: Horn_3117_00167055(1-18GHz) | Polarity: Horizontal |
| EUT: Wireless Router Motherboard | Power: DC 48V |
| Note: Mode 1: Transmit at channel 5745Mhz by 802.11a with ant 0+1 | |



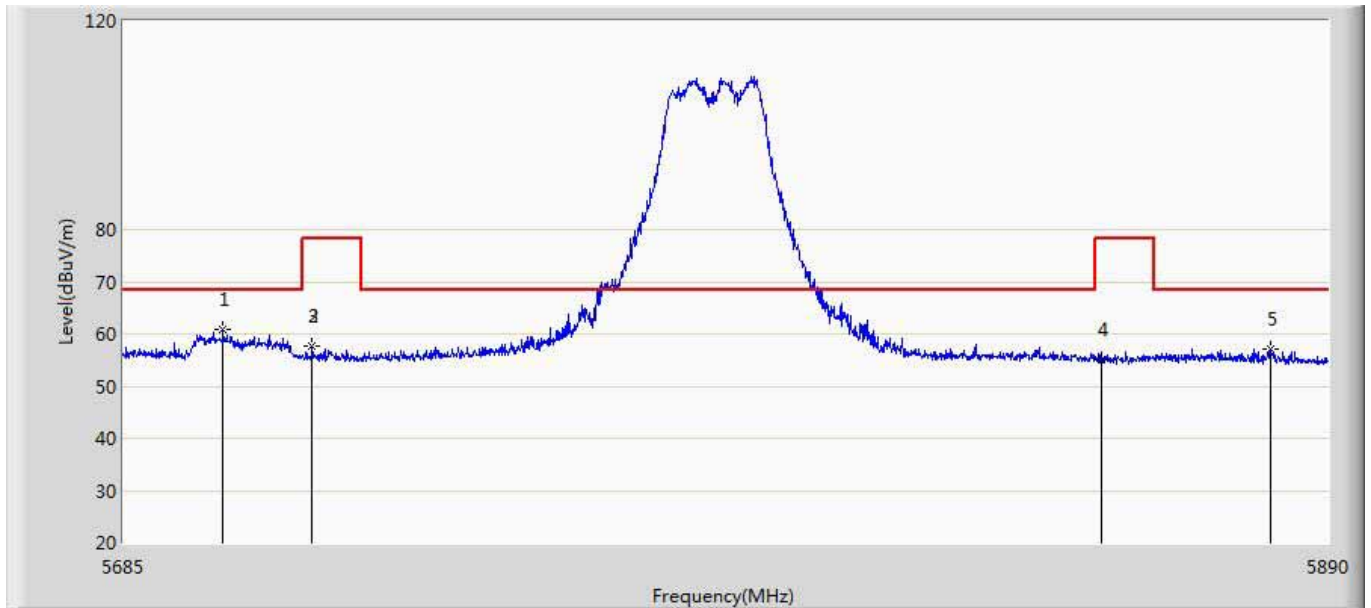
| No | Mark | Frequency (MHz) | Measure Level (dBuV/m) | Reading Level (dBuV) | Over Limit (dB) | Limit (dBuV/m) | Factor (dB) | Type |
|----|------|-----------------|------------------------|----------------------|-----------------|----------------|-------------|------|
| 1 | | 5709.915 | 63.403 | 20.086 | -4.897 | 68.300 | 43.317 | PK |
| 2 | | 5723.170 | 73.165 | 29.893 | -5.135 | 78.300 | 43.272 | PK |
| 3 | * | 5738.790 | 110.511 | 67.218 | N/A | N/A | 43.293 | PK |

| | |
|---|--------------------------|
| Engineer: Cloud | |
| Site: AC5 | Time: 2016/02/28 - 15:15 |
| Limit: FCC-15.407 new | Margin: 0 |
| Probe: Horn_3117_00167055(1-18GHz) | Polarity: Vertical |
| EUT: Wireless Router Motherboard | Power: DC 48V |
| Note: Mode 1: Transmit at channel 5745Mhz by 802.11a with ant 0+1 | |



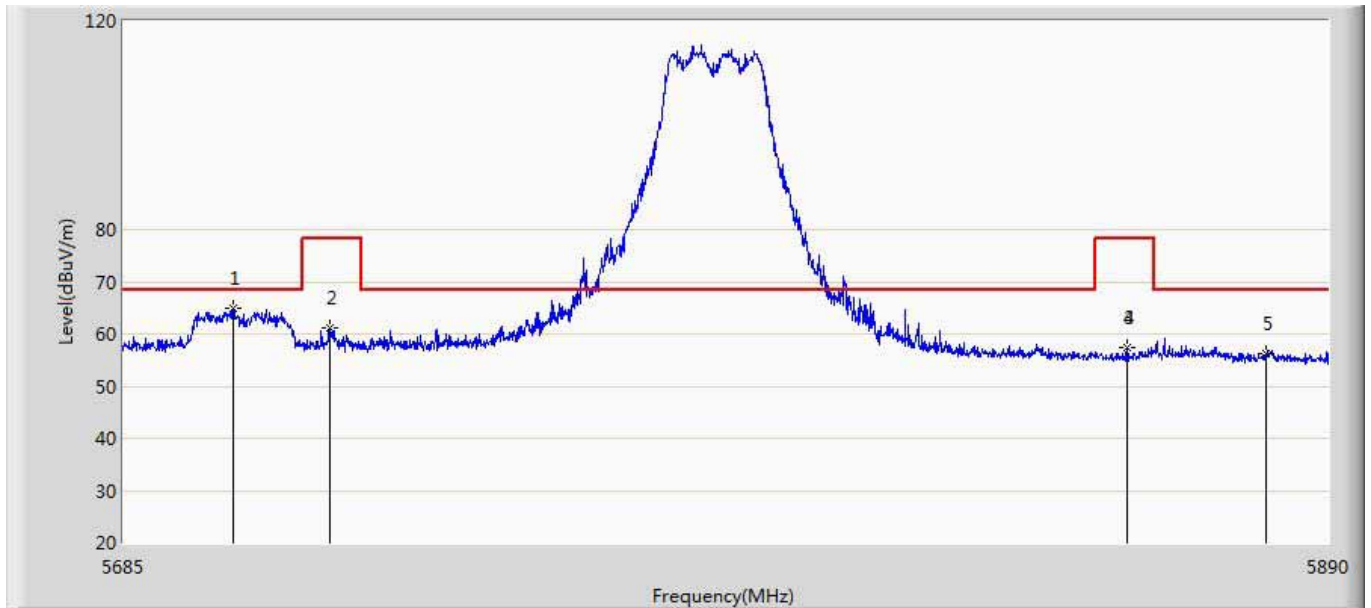
| No | Mark | Frequency (MHz) | Measure Level (dBuV/m) | Reading Level (dBuV) | Over Limit (dB) | Limit (dBuV/m) | Factor (dB) | Type |
|----|------|-----------------|------------------------|----------------------|-----------------|----------------|-------------|------|
| 1 | | 5713.765 | 67.159 | 23.855 | -1.141 | 68.300 | 43.304 | PK |
| 2 | | 5723.390 | 74.243 | 30.972 | -4.057 | 78.300 | 43.271 | PK |
| 3 | * | 5741.375 | 114.348 | 71.049 | N/A | N/A | 43.299 | PK |

| | |
|---|--------------------------|
| Engineer: Cloud | |
| Site: AC5 | Time: 2016/02/28 - 15:18 |
| Limit: FCC-15.407 new | Margin: 0 |
| Probe: Horn_3117_00167055(1-18GHz) | Polarity: Horizontal |
| EUT: Wireless Router Motherboard | Power: DC 48V |
| Note: Mode 1: Transmit at channel 5785Mhz by 802.11a with ant 0+1 | |



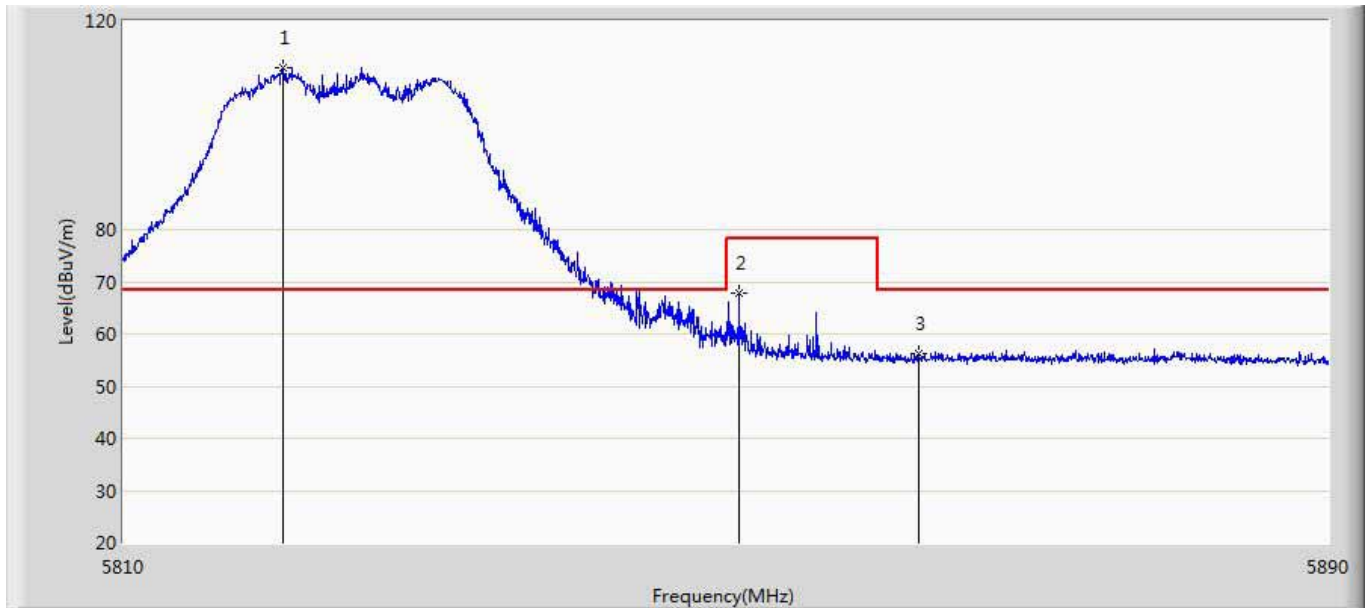
| No | Mark | Frequency (MHz) | Measure Level (dBuV/m) | Reading Level (dBuV) | Over Limit (dB) | Limit (dBuV/m) | Factor (dB) | Type |
|----|------|-----------------|------------------------|----------------------|-----------------|----------------|-------------|------|
| 1 | * | 5701.708 | 60.725 | 17.428 | -7.575 | 68.300 | 43.298 | PK |
| 2 | | 5716.672 | 57.732 | 14.438 | -20.568 | 78.300 | 43.294 | PK |
| 3 | | 5716.672 | 57.732 | 14.438 | -20.568 | 78.300 | 43.294 | PK |
| 4 | | 5850.845 | 55.088 | 11.612 | -23.212 | 78.300 | 43.475 | PK |
| 5 | | 5880.160 | 57.156 | 13.547 | -11.144 | 68.300 | 43.610 | PK |

| | |
|--|--------------------------|
| Engineer: Cloud | |
| Site: AC5 | Time: 2016/02/28 - 15:21 |
| Limit: FCC-15.407 new | Margin: 0 |
| Probe: Horn_3117_00167055(1-18GHz) | Polarity: Vertical |
| EUT: Wireless Router Motherboard | Power: DC 48V |
| Note: Mode 1:Transmit at channel 5785Mhz by 802.11a with ant 0+1 | |



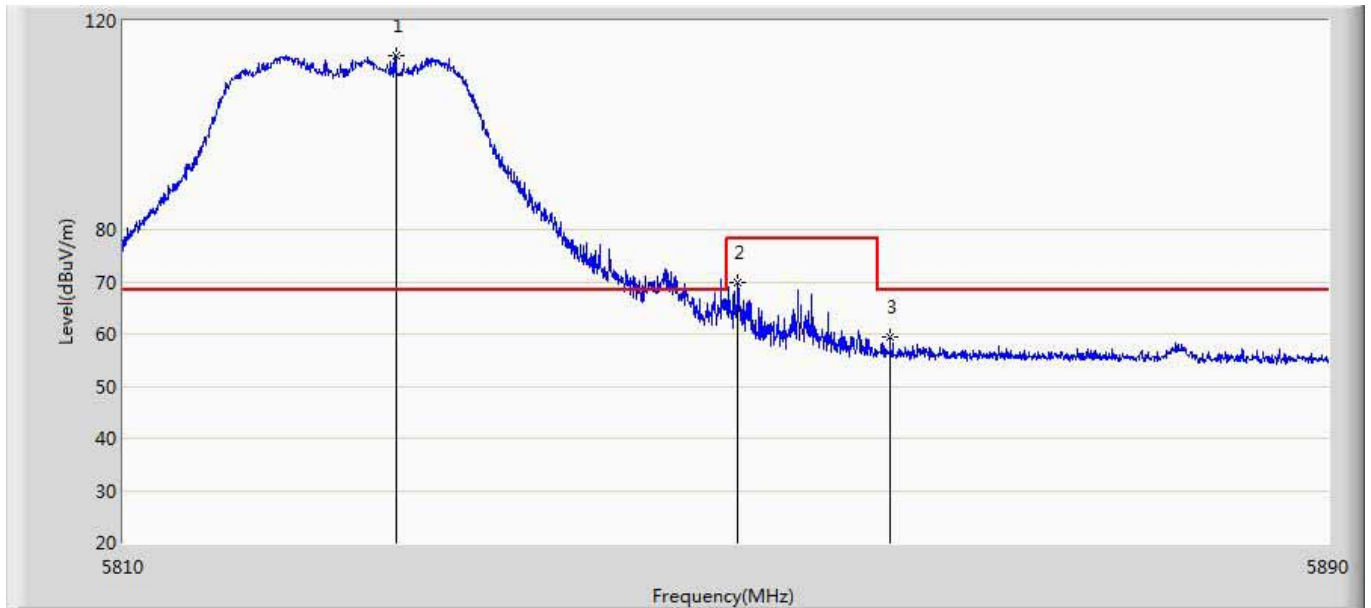
| No | Mark | Frequency (MHz) | Measure Level (dBuV/m) | Reading Level (dBuV) | Over Limit (dB) | Limit (dBuV/m) | Factor (dB) | Type |
|----|------|-----------------|------------------------|----------------------|-----------------|----------------|-------------|------|
| 1 | * | 5703.348 | 65.047 | 21.744 | -3.253 | 68.300 | 43.303 | PK |
| 2 | | 5719.748 | 61.065 | 17.781 | -17.235 | 78.300 | 43.284 | PK |
| 3 | | 5855.252 | 57.253 | 13.744 | -21.047 | 78.300 | 43.509 | PK |
| 4 | | 5855.252 | 57.253 | 13.744 | -21.047 | 78.300 | 43.509 | PK |
| 5 | | 5879.237 | 56.218 | 12.605 | -12.082 | 68.300 | 43.613 | PK |

| | |
|---|--------------------------|
| Engineer: Cloud | |
| Site: AC5 | Time: 2016/02/28 - 15:23 |
| Limit: FCC-15.407 new | Margin: 0 |
| Probe: Horn_3117_00167055(1-18GHz) | Polarity: Horizontal |
| EUT: Wireless Router Motherboard | Power: DC 48V |
| Note: Mode 1: Transmit at channel 5825Mhz by 802.11a with ant 0+1 | |



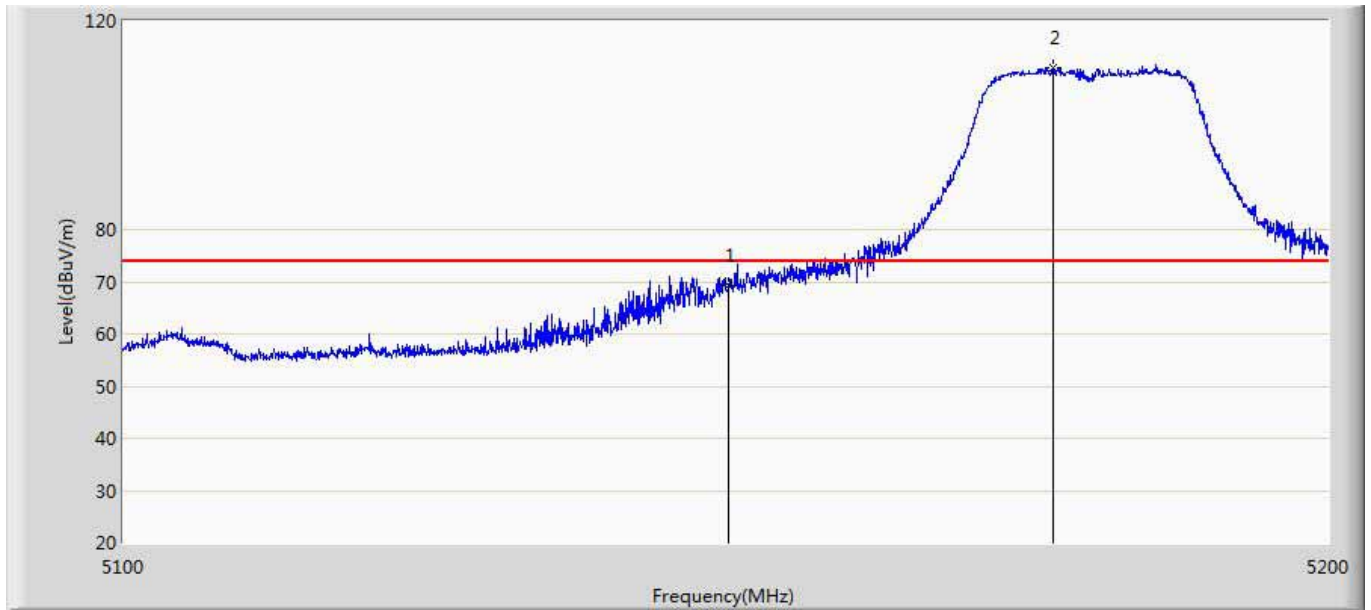
| No | Mark | Frequency (MHz) | Measure Level (dBuV/m) | Reading Level (dBuV) | Over Limit (dB) | Limit (dBuV/m) | Factor (dB) | Type |
|----|------|-----------------|------------------------|----------------------|-----------------|----------------|-------------|------|
| 1 | * | 5820.520 | 111.047 | 67.655 | N/A | N/A | 43.392 | PK |
| 2 | | 5850.760 | 67.703 | 24.228 | -10.597 | 78.300 | 43.475 | PK |
| 3 | | 5862.680 | 56.352 | 12.789 | -11.948 | 68.300 | 43.563 | PK |

| | |
|---|--------------------------|
| Engineer: Cloud | |
| Site: AC5 | Time: 2016/02/28 - 15:24 |
| Limit: FCC-15.407 new | Margin: 0 |
| Probe: Horn_3117_00167055(1-18GHz) | Polarity: Vertical |
| EUT: Wireless Router Motherboard | Power: DC 48V |
| Note: Mode 1: Transmit at channel 5825Mhz by 802.11a with ant 0+1 | |



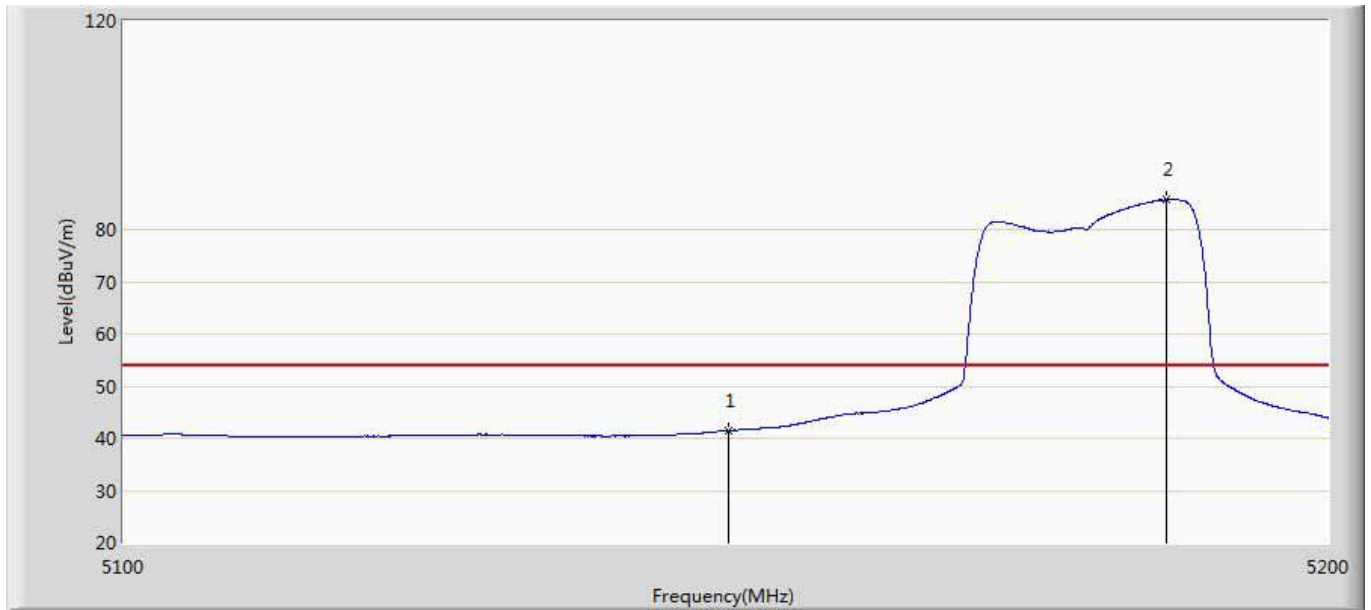
| No | Mark | Frequency (MHz) | Measure Level (dBuV/m) | Reading Level (dBuV) | Over Limit (dB) | Limit (dBuV/m) | Factor (dB) | Type |
|----|------|-----------------|------------------------|----------------------|-----------------|----------------|-------------|------|
| 1 | * | 5828.000 | 113.377 | 69.967 | N/A | N/A | 43.410 | PK |
| 2 | | 5850.680 | 69.908 | 26.434 | -8.392 | 78.300 | 43.474 | PK |
| 3 | | 5860.800 | 59.351 | 15.799 | -8.949 | 68.300 | 43.552 | PK |

| | |
|--|--------------------------|
| Engineer: Cloud | |
| Site: AC5 | Time: 2016/02/28 - 15:27 |
| Limit: FCC_Part15.209_RE(3m) | Margin: 0 |
| Probe: Horn_3117_00167055(1-18GHz) | Polarity: Horizontal |
| EUT: Wireless Router Motherboard | Power: DC 48V |
| Note: Mode 2:Transmit at channel 5180Mhz by 802.11N20 with ant 0+1 | |



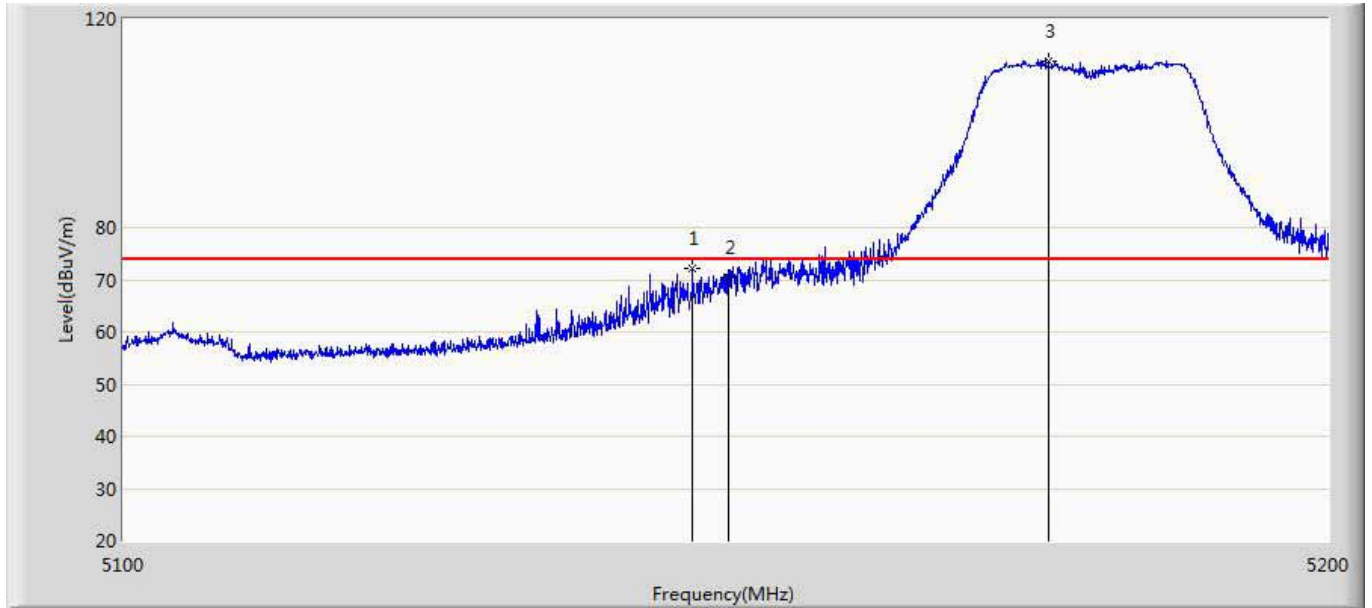
| No | Mark | Frequency (MHz) | Measure Level (dBuV/m) | Reading Level (dBuV) | Over Limit (dB) | Limit (dBuV/m) | Factor (dB) | Type |
|----|------|-----------------|------------------------|----------------------|-----------------|----------------|-------------|------|
| 1 | | 5150.000 | 69.350 | 27.335 | -4.650 | 74.000 | 42.015 | PK |
| 2 | * | 5177.050 | 110.925 | 68.780 | N/A | N/A | 42.145 | PK |

| | |
|--|--------------------------|
| Engineer: Cloud | |
| Site: AC5 | Time: 2016/02/28 - 15:27 |
| Limit: FCC_Part15.209_RE(3m) | Margin: 0 |
| Probe: Horn_3117_00167055(1-18GHz) | Polarity: Horizontal |
| EUT: Wireless Router Motherboard | Power: DC 48V |
| Note: Mode 2:Transmit at channel 5180Mhz by 802.11N20 with ant 0+1 | |



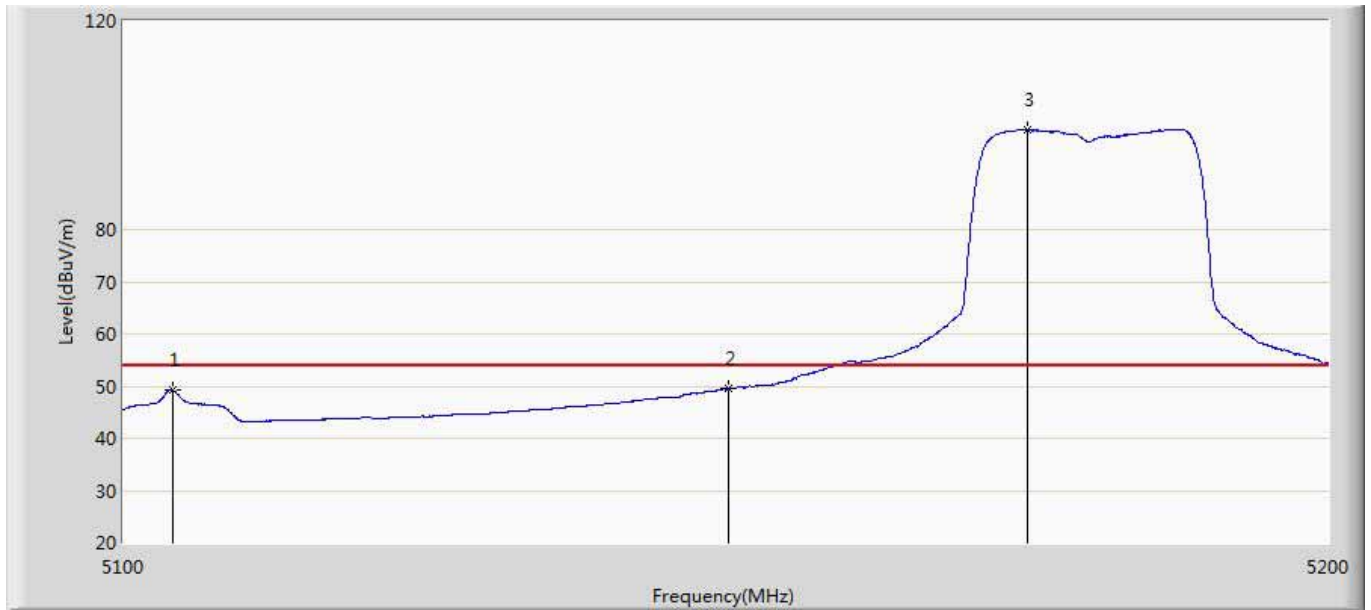
| No | Mark | Frequency (MHz) | Measure Level (dBuV/m) | Reading Level (dBuV) | Over Limit (dB) | Limit (dBuV/m) | Factor (dB) | Type |
|----|------|-----------------|------------------------|----------------------|-----------------|----------------|-------------|------|
| 1 | | 5150.000 | 41.485 | -0.530 | -12.515 | 54.000 | 42.015 | AV |
| 2 | * | 5186.450 | 85.685 | 43.568 | N/A | N/A | 42.116 | AV |

| | |
|--|--------------------------|
| Engineer: Cloud | |
| Site: AC5 | Time: 2016/02/28 - 15:31 |
| Limit: FCC_Part15.209_RE(3m) | Margin: 0 |
| Probe: Horn_3117_00167055(1-18GHz) | Polarity: Vertical |
| EUT: Wireless Router Motherboard | Power: DC 48V |
| Note: Mode 2:Transmit at channel 5180Mhz by 802.11N20 with ant 0+1 | |



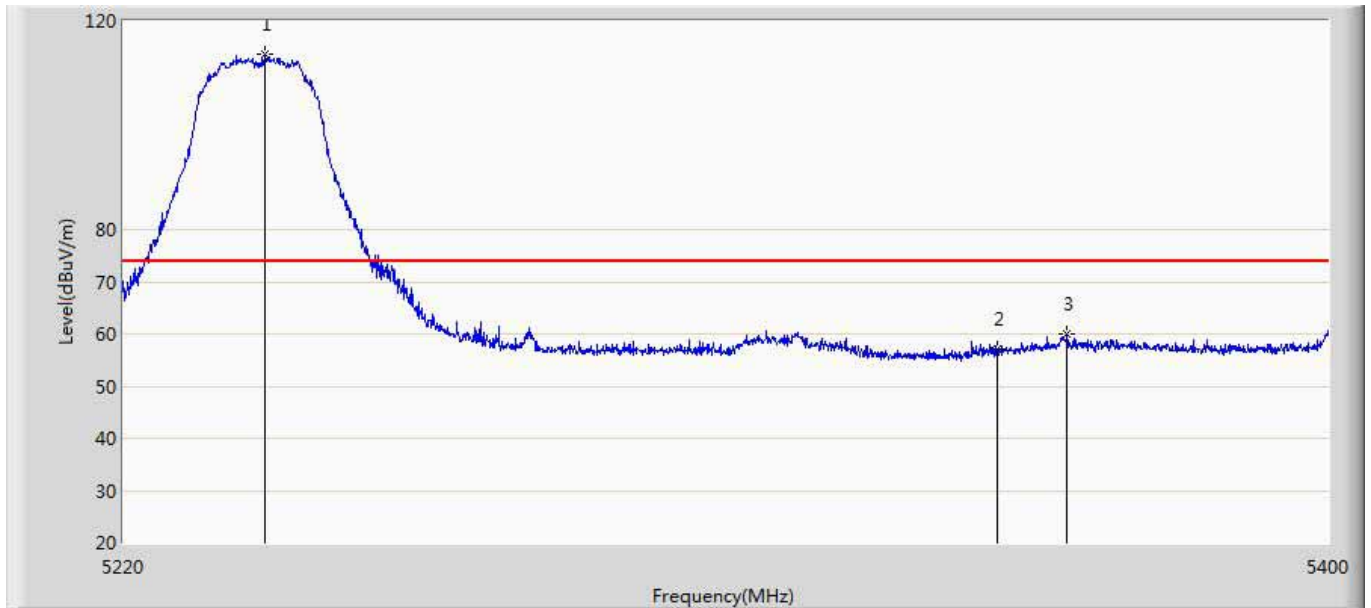
| No | Mark | Frequency (MHz) | Measure Level (dBuV/m) | Reading Level (dBuV) | Over Limit (dB) | Limit (dBuV/m) | Factor (dB) | Type |
|----|------|-----------------|------------------------|----------------------|-----------------|----------------|-------------|------|
| 1 | | 5147.000 | 72.106 | 30.094 | -1.894 | 74.000 | 42.012 | PK |
| 2 | | 5150.000 | 70.560 | 28.545 | -3.440 | 74.000 | 42.015 | PK |
| 3 | * | 5176.650 | 111.996 | 69.851 | N/A | N/A | 42.146 | PK |

| | |
|--|--------------------------|
| Engineer: Cloud | |
| Site: AC5 | Time: 2016/02/28 - 15:32 |
| Limit: FCC_Part15.209_RE(3m) | Margin: 0 |
| Probe: Horn_3117_00167055(1-18GHz) | Polarity: Vertical |
| EUT: Wireless Router Motherboard | Power: DC 48V |
| Note: Mode 2:Transmit at channel 5180Mhz by 802.11N20 with ant 0+1 | |



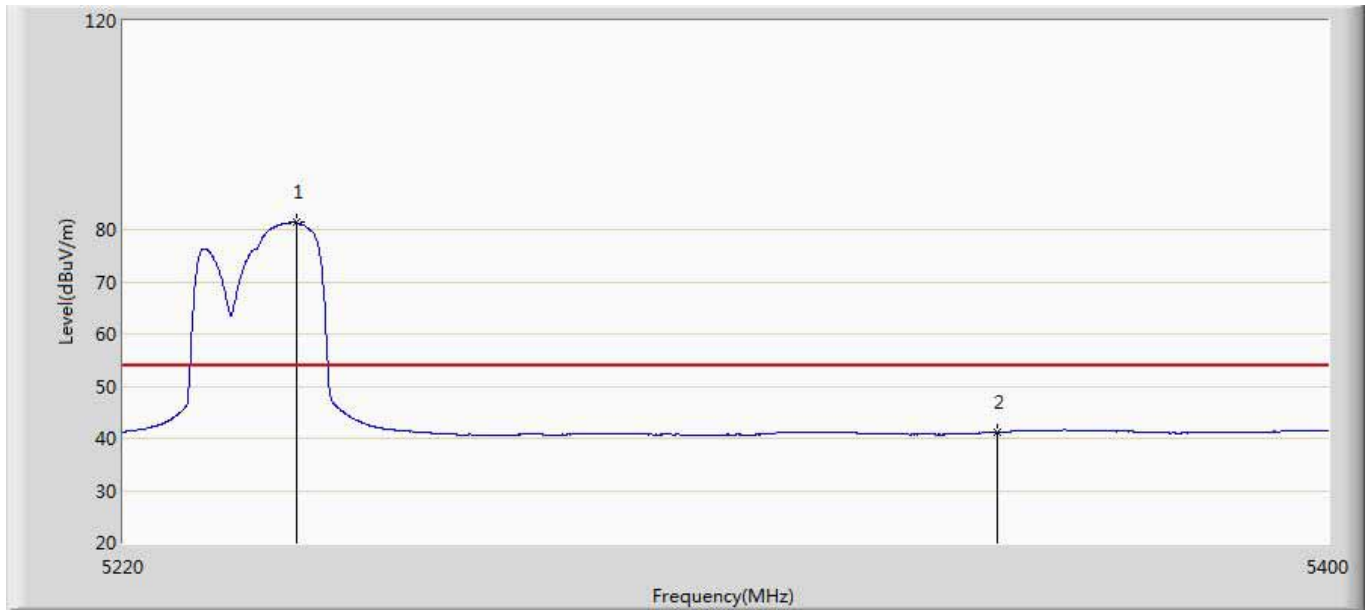
| No | Mark | Frequency (MHz) | Measure Level (dBuV/m) | Reading Level (dBuV) | Over Limit (dB) | Limit (dBuV/m) | Factor (dB) | Type |
|----|------|-----------------|------------------------|----------------------|-----------------|----------------|-------------|------|
| 1 | | 5104.150 | 49.210 | 7.318 | -4.790 | 54.000 | 41.892 | AV |
| 2 | | 5150.000 | 49.437 | 7.422 | -4.563 | 54.000 | 42.015 | AV |
| 3 | * | 5174.850 | 99.069 | 56.924 | N/A | N/A | 42.146 | AV |

| | |
|--|--------------------------|
| Engineer: Cloud | |
| Site: AC5 | Time: 2016/02/28 - 15:35 |
| Limit: FCC_Part15.209_RE(3m) | Margin: 0 |
| Probe: Horn_3117_00167055(1-18GHz) | Polarity: Horizontal |
| EUT: Wireless Router Motherboard | Power: DC 48V |
| Note: Mode 2:Transmit at channel 5240Mhz by 802.11N20 with ant 0+1 | |



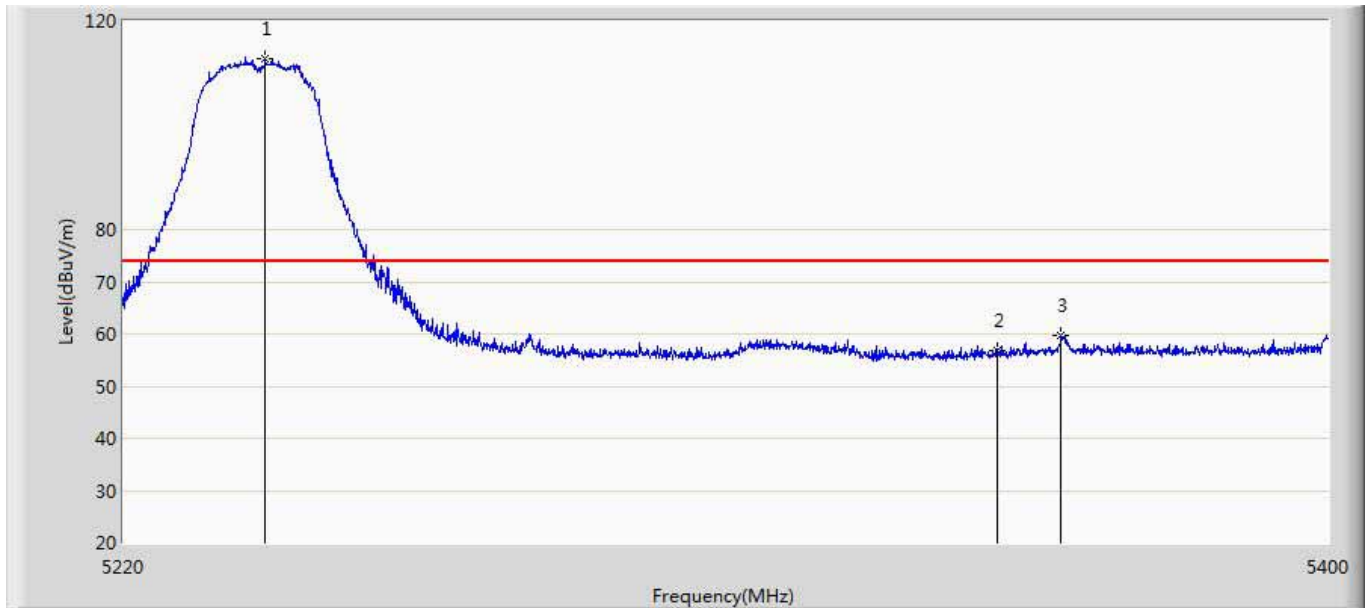
| No | Mark | Frequency (MHz) | Measure Level (dBuV/m) | Reading Level (dBuV) | Over Limit (dB) | Limit (dBuV/m) | Factor (dB) | Type |
|----|------|-----------------|------------------------|----------------------|-----------------|----------------|-------------|------|
| 1 | * | 5240.790 | 113.590 | 71.451 | N/A | N/A | 42.139 | PK |
| 2 | | 5350.000 | 57.056 | 14.540 | -16.944 | 74.000 | 42.516 | PK |
| 3 | | 5360.490 | 59.938 | 17.420 | -14.062 | 74.000 | 42.518 | PK |

| | |
|--|--------------------------|
| Engineer: Cloud | |
| Site: AC5 | Time: 2016/02/28 - 15:36 |
| Limit: FCC_Part15.209_RE(3m) | Margin: 0 |
| Probe: Horn_3117_00167055(1-18GHz) | Polarity: Horizontal |
| EUT: Wireless Router Motherboard | Power: DC 48V |
| Note: Mode 2:Transmit at channel 5240Mhz by 802.11N20 with ant 0+1 | |



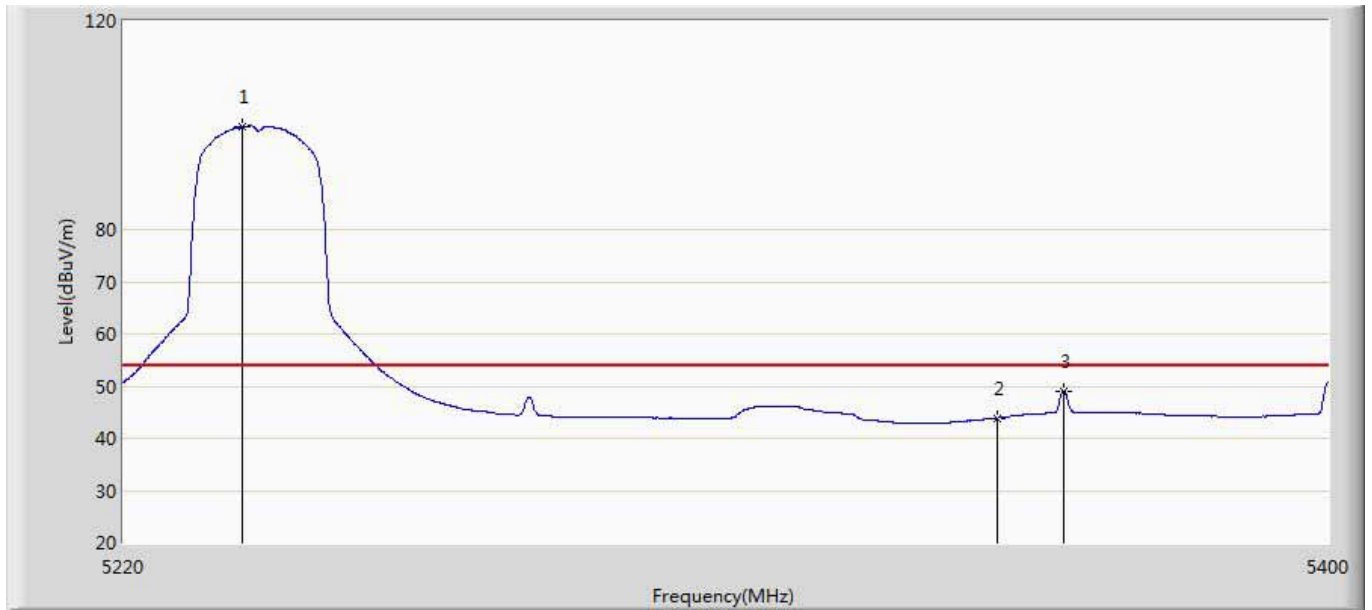
| No | Mark | Frequency (MHz) | Measure Level (dBuV/m) | Reading Level (dBuV) | Over Limit (dB) | Limit (dBuV/m) | Factor (dB) | Type |
|----|------|-----------------|------------------------|----------------------|-----------------|----------------|-------------|------|
| 1 | * | 5245.470 | 81.340 | 39.155 | N/A | N/A | 42.185 | AV |
| 2 | | 5350.000 | 41.209 | -1.307 | -12.791 | 54.000 | 42.516 | AV |

| | |
|--|--------------------------|
| Engineer: Cloud | |
| Site: AC5 | Time: 2016/02/28 - 15:38 |
| Limit: FCC_Part15.209_RE(3m) | Margin: 0 |
| Probe: Horn_3117_00167055(1-18GHz) | Polarity: Vertical |
| EUT: Wireless Router Motherboard | Power: DC 48V |
| Note: Mode 2:Transmit at channel 5240Mhz by 802.11N20 with ant 0+1 | |



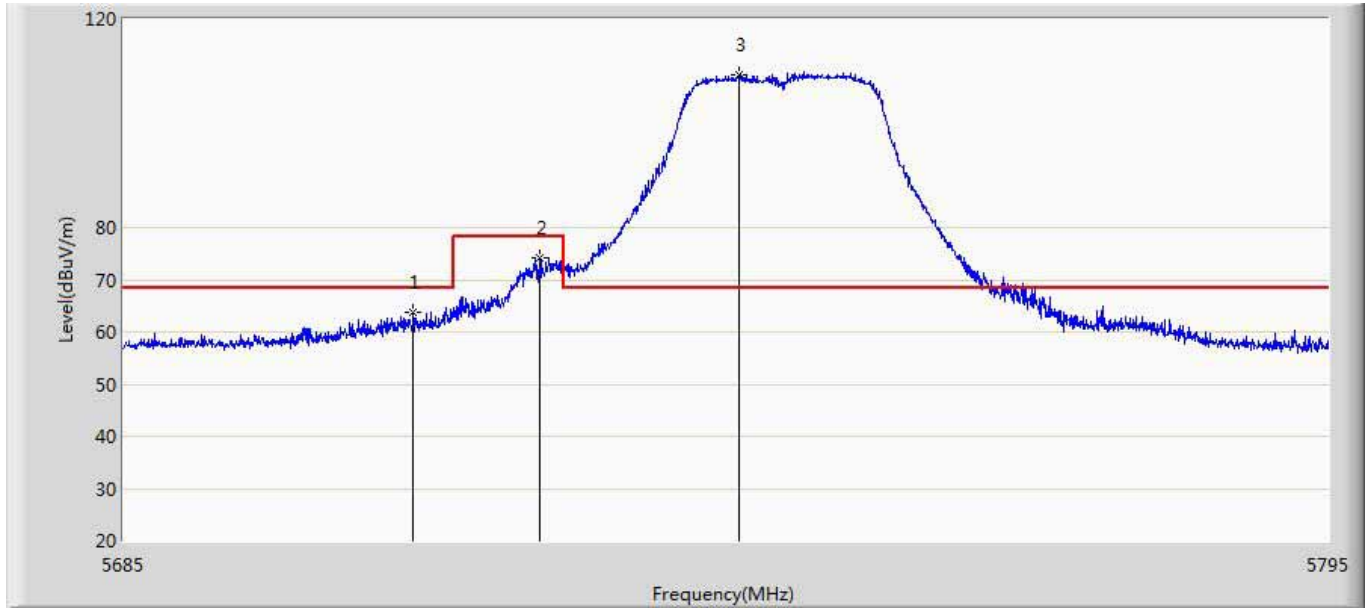
| No | Mark | Frequency (MHz) | Measure Level (dBuV/m) | Reading Level (dBuV) | Over Limit (dB) | Limit (dBuV/m) | Factor (dB) | Type |
|----|------|-----------------|------------------------|----------------------|-----------------|----------------|-------------|------|
| 1 | * | 5240.880 | 112.624 | 70.484 | N/A | N/A | 42.140 | PK |
| 2 | | 5350.000 | 56.807 | 14.291 | -17.193 | 74.000 | 42.516 | PK |
| 3 | | 5359.590 | 59.681 | 17.158 | -14.319 | 74.000 | 42.523 | PK |

| | |
|--|--------------------------|
| Engineer: Cloud | |
| Site: AC5 | Time: 2016/02/28 - 15:38 |
| Limit: FCC_Part15.209_RE(3m) | Margin: 0 |
| Probe: Horn_3117_00167055(1-18GHz) | Polarity: Vertical |
| EUT: Wireless Router Motherboard | Power: DC 48V |
| Note: Mode 2:Transmit at channel 5240Mhz by 802.11N20 with ant 0+1 | |



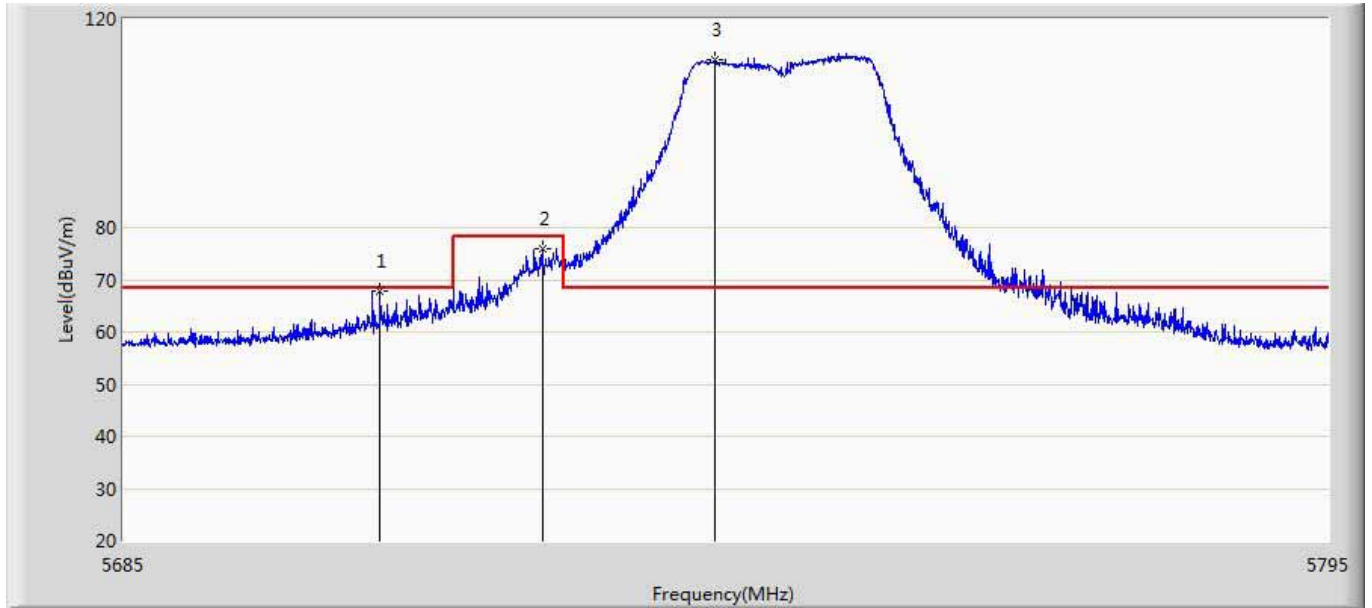
| No | Mark | Frequency (MHz) | Measure Level (dBuV/m) | Reading Level (dBuV) | Over Limit (dB) | Limit (dBuV/m) | Factor (dB) | Type |
|----|------|-----------------|------------------------|----------------------|-----------------|----------------|-------------|------|
| 1 | * | 5237.460 | 99.680 | 57.574 | N/A | N/A | 42.106 | AV |
| 2 | | 5350.000 | 43.909 | 1.393 | -10.091 | 54.000 | 42.516 | AV |
| 3 | | 5359.950 | 49.075 | 6.554 | -4.925 | 54.000 | 42.521 | AV |

| | |
|--|--------------------------|
| Engineer: Cloud | |
| Site: AC5 | Time: 2016/02/28 - 15:42 |
| Limit: FCC-15.407 new | Margin: 0 |
| Probe: Horn_3117_00167055(1-18GHz) | Polarity: Horizontal |
| EUT: Wireless Router Motherboard | Power: DC 48V |
| Note: Mode 2:Transmit at channel 5745Mhz by 802.11N20 with ant 0+1 | |



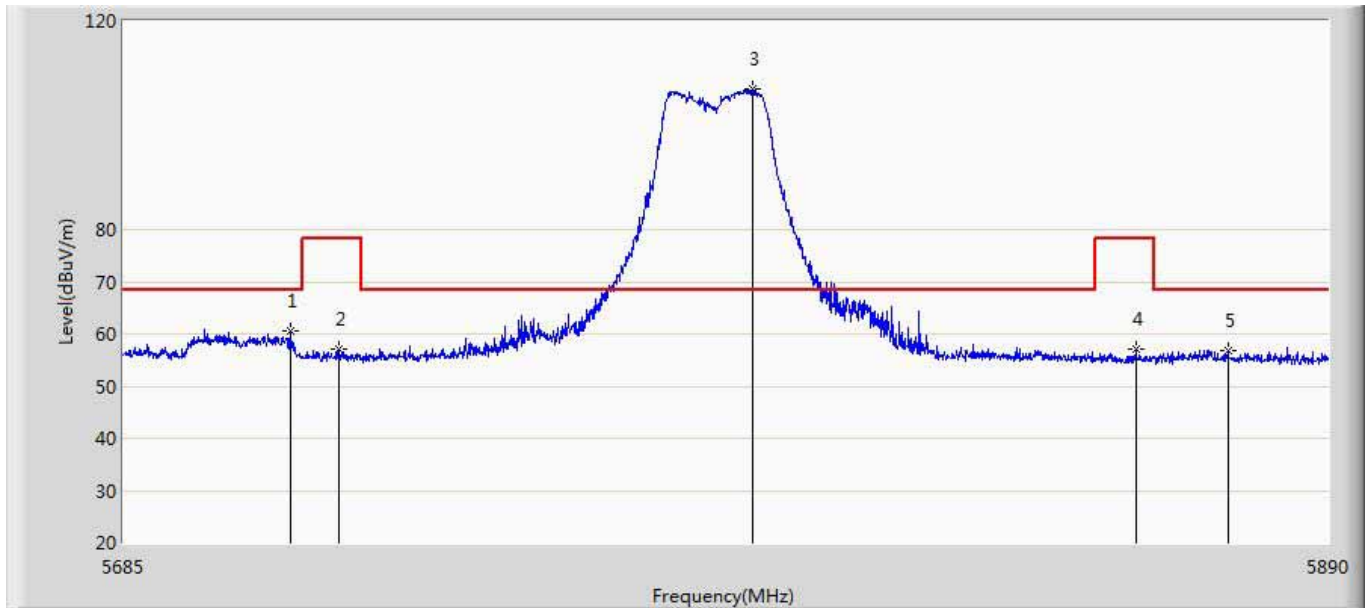
| No | Mark | Frequency (MHz) | Measure Level (dBuV/m) | Reading Level (dBuV) | Over Limit (dB) | Limit (dBuV/m) | Factor (dB) | Type |
|----|------|-----------------|------------------------|----------------------|-----------------|----------------|-------------|------|
| 1 | | 5711.290 | 63.693 | 20.380 | -4.607 | 68.300 | 43.312 | PK |
| 2 | | 5722.785 | 74.234 | 30.961 | -4.066 | 78.300 | 43.274 | PK |
| 3 | * | 5740.990 | 109.296 | 65.998 | N/A | N/A | 43.298 | PK |

| | |
|--|--------------------------|
| Engineer: Cloud | |
| Site: AC5 | Time: 2016/02/28 - 15:43 |
| Limit: FCC-15.407 new | Margin: 0 |
| Probe: Horn_3117_00167055(1-18GHz) | Polarity: Vertical |
| EUT: Wireless Router Motherboard | Power: DC 48V |
| Note: Mode 2:Transmit at channel 5745Mhz by 802.11N20 with ant 0+1 | |



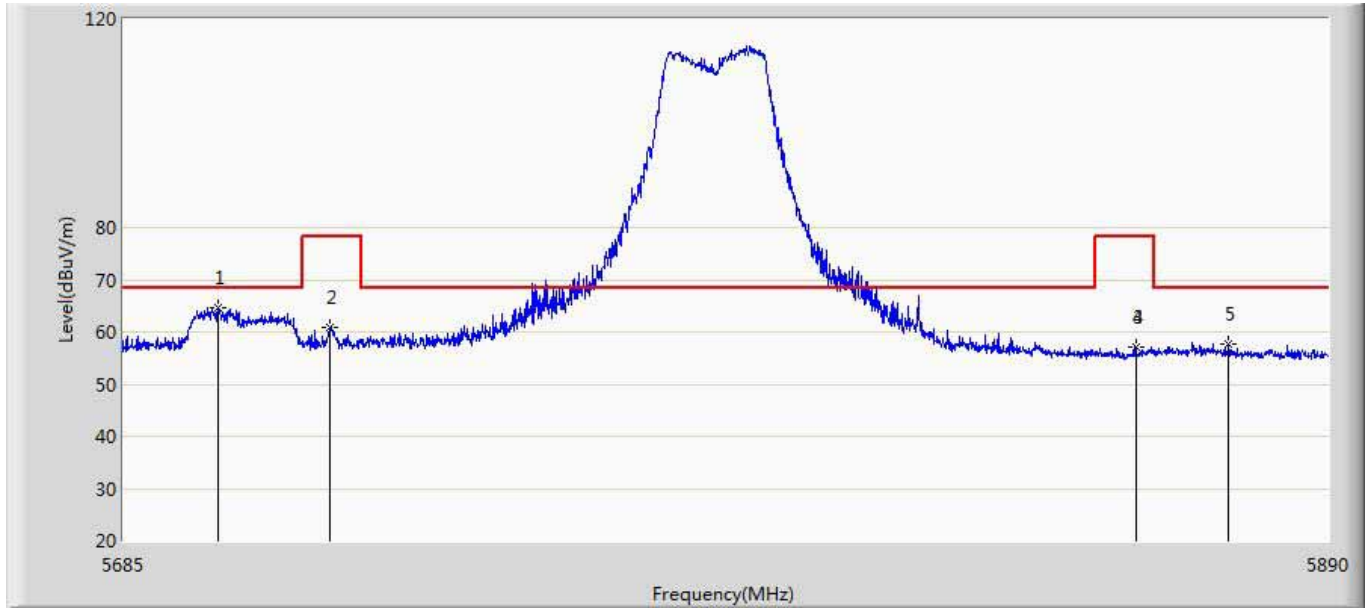
| No | Mark | Frequency (MHz) | Measure Level (dBuV/m) | Reading Level (dBuV) | Over Limit (dB) | Limit (dBuV/m) | Factor (dB) | Type |
|----|------|-----------------|------------------------|----------------------|-----------------|----------------|-------------|------|
| 1 | | 5708.320 | 67.719 | 24.401 | -0.581 | 68.300 | 43.318 | PK |
| 2 | | 5723.060 | 76.064 | 32.791 | -2.236 | 78.300 | 43.273 | PK |
| 3 | * | 5738.790 | 112.132 | 68.839 | N/A | N/A | 43.293 | PK |

| | |
|--|--------------------------|
| Engineer: Cloud | |
| Site: AC5 | Time: 2016/02/28 - 15:45 |
| Limit: FCC-15.407 new | Margin: 0 |
| Probe: Horn_3117_00167055(1-18GHz) | Polarity: Horizontal |
| EUT: Wireless Router Motherboard | Power: DC 48V |
| Note: Mode 2:Transmit at channel 5785Mhz by 802.11N20 with ant 0+1 | |



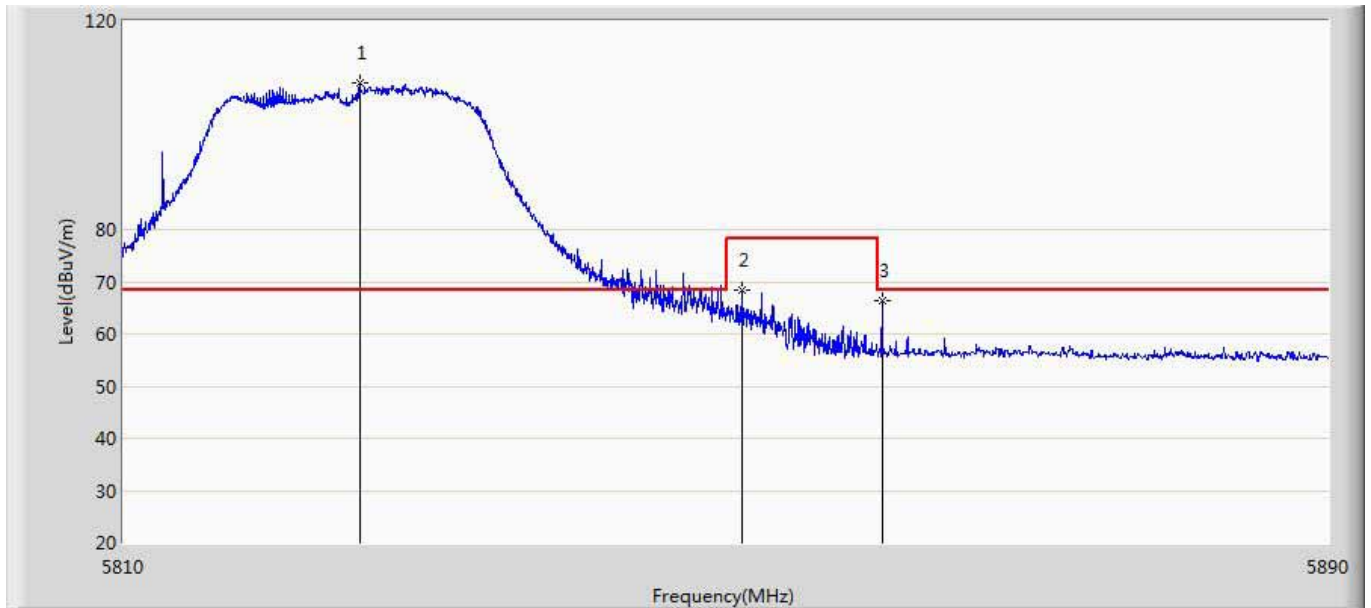
| No | Mark | Frequency (MHz) | Measure Level (dBuV/m) | Reading Level (dBuV) | Over Limit (dB) | Limit (dBuV/m) | Factor (dB) | Type |
|----|------|-----------------|------------------------|----------------------|-----------------|----------------|-------------|------|
| 1 | | 5712.982 | 60.492 | 17.185 | -7.808 | 68.300 | 43.306 | PK |
| 2 | | 5721.285 | 57.014 | 13.735 | -21.286 | 78.300 | 43.279 | PK |
| 3 | * | 5791.190 | 106.817 | 63.522 | N/A | N/A | 43.295 | PK |
| 4 | | 5856.790 | 57.163 | 13.642 | -21.137 | 78.300 | 43.522 | PK |
| 5 | | 5872.678 | 56.913 | 13.319 | -11.387 | 68.300 | 43.594 | PK |

| | |
|--|--------------------------|
| Engineer: Cloud | |
| Site: AC5 | Time: 2016/02/28 - 15:47 |
| Limit: FCC-15.407 new | Margin: 0 |
| Probe: Horn_3117_00167055(1-18GHz) | Polarity: Vertical |
| EUT: Wireless Router Motherboard | Power: DC 48V |
| Note: Mode 2:Transmit at channel 5785Mhz by 802.11N20 with ant 0+1 | |



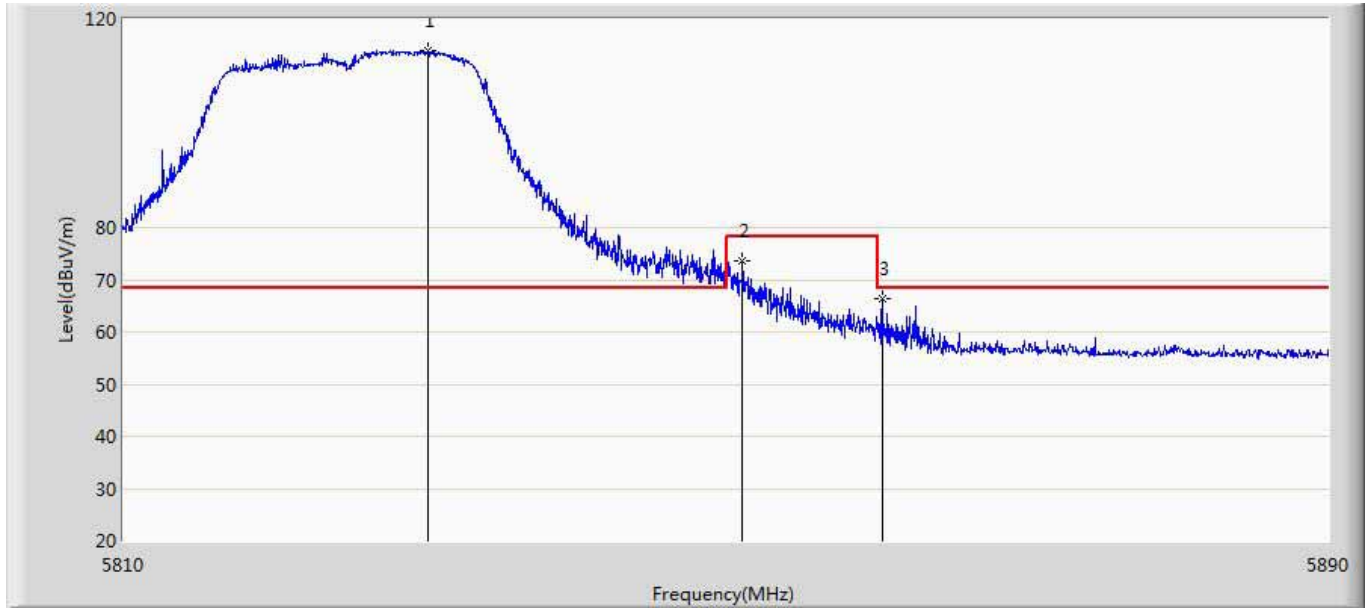
| No | Mark | Frequency (MHz) | Measure Level (dBuV/m) | Reading Level (dBuV) | Over Limit (dB) | Limit (dBuV/m) | Factor (dB) | Type |
|----|------|-----------------|------------------------|----------------------|-----------------|----------------|-------------|------|
| 1 | * | 5700.888 | 64.712 | 21.417 | -3.588 | 68.300 | 43.295 | PK |
| 2 | | 5719.748 | 60.880 | 17.596 | -17.420 | 78.300 | 43.284 | PK |
| 3 | | 5856.790 | 57.163 | 13.642 | -21.137 | 78.300 | 43.522 | PK |
| 4 | | 5856.790 | 57.163 | 13.642 | -21.137 | 78.300 | 43.522 | PK |
| 5 | | 5872.780 | 57.794 | 14.199 | -10.506 | 68.300 | 43.595 | PK |

| | |
|--|--------------------------|
| Engineer: Cloud | |
| Site: AC5 | Time: 2016/02/28 - 15:49 |
| Limit: FCC-15.407 new | Margin: 0 |
| Probe: Horn_3117_00167055(1-18GHz) | Polarity: Horizontal |
| EUT: Wireless Router Motherboard | Power: DC 48V |
| Note: Mode 2:Transmit at channel 5825Mhz by 802.11N20 with ant 0+1 | |



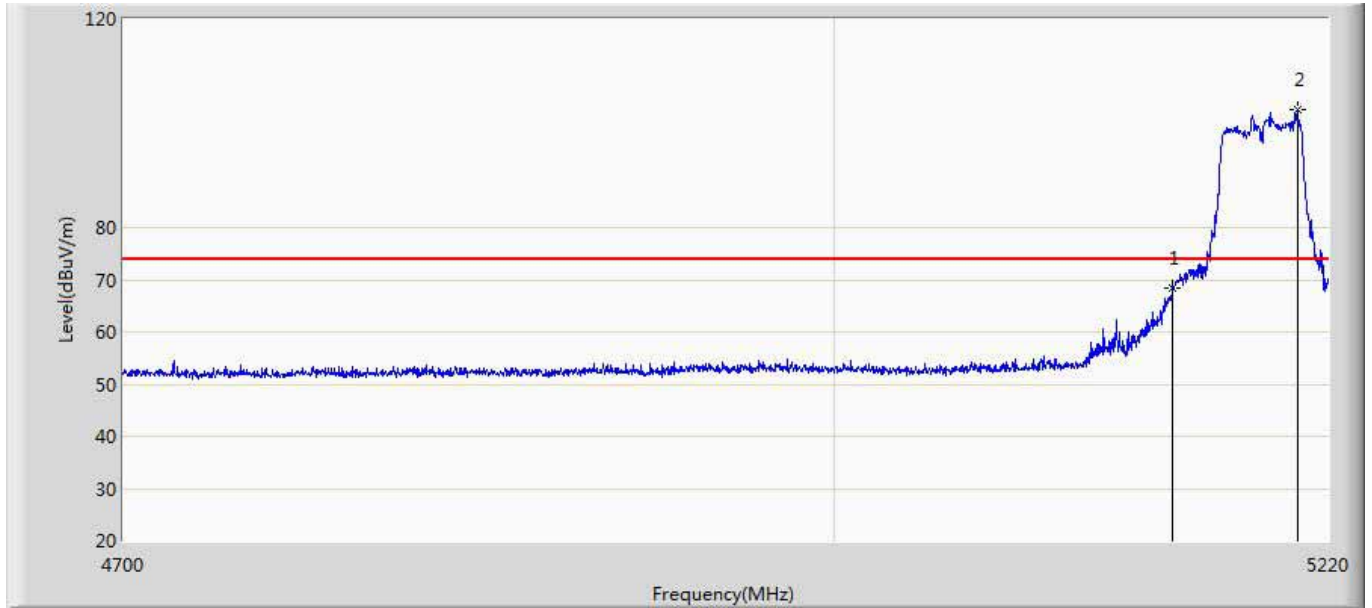
| No | Mark | Frequency (MHz) | Measure Level (dBuV/m) | Reading Level (dBuV) | Over Limit (dB) | Limit (dBuV/m) | Factor (dB) | Type |
|----|------|-----------------|------------------------|----------------------|-----------------|----------------|-------------|------|
| 1 | * | 5825.640 | 108.181 | 64.777 | N/A | N/A | 43.405 | PK |
| 2 | | 5850.920 | 68.425 | 24.949 | -9.875 | 78.300 | 43.476 | PK |
| 3 | | 5860.280 | 66.504 | 22.956 | -1.796 | 68.300 | 43.548 | PK |

| | |
|--|--------------------------|
| Engineer: Cloud | |
| Site: AC5 | Time: 2016/02/28 - 15:51 |
| Limit: FCC-15.407 new | Margin: 0 |
| Probe: Horn_3117_00167055(1-18GHz) | Polarity: Vertical |
| EUT: Wireless Router Motherboard | Power: DC 48V |
| Note: Mode 2:Transmit at channel 5825Mhz by 802.11N20 with ant 0+1 | |



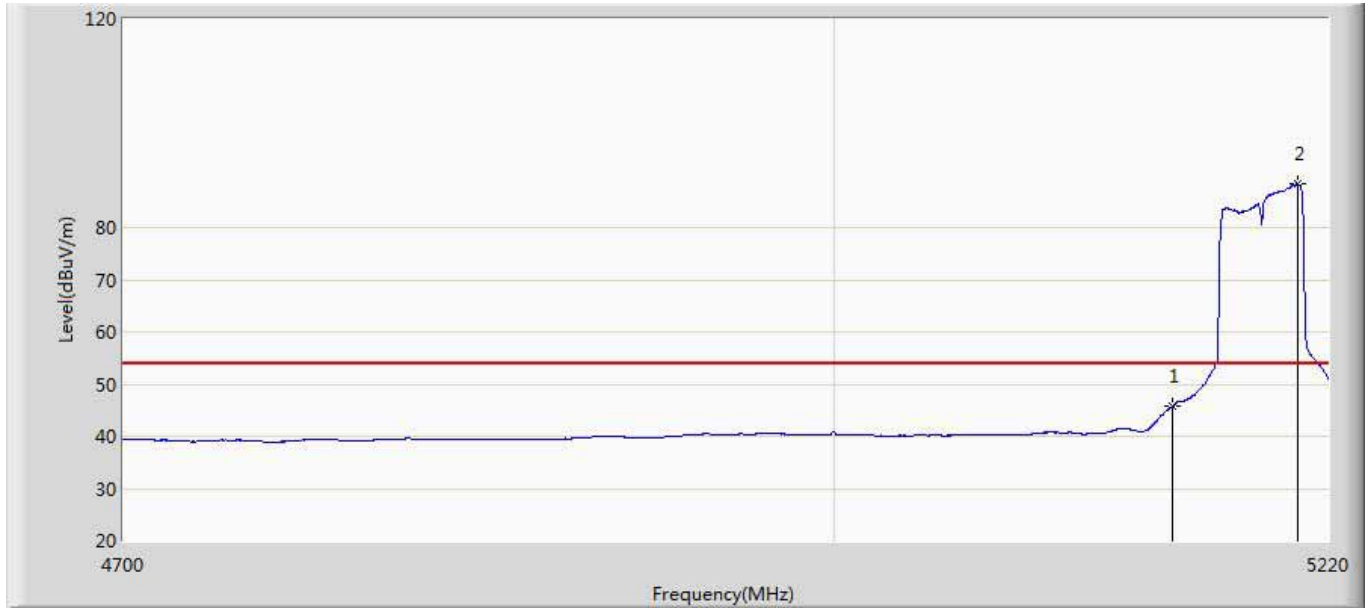
| No | Mark | Frequency (MHz) | Measure Level (dBuV/m) | Reading Level (dBuV) | Over Limit (dB) | Limit (dBuV/m) | Factor (dB) | Type |
|----|------|-----------------|------------------------|----------------------|-----------------|----------------|-------------|------|
| 1 | * | 5830.160 | 113.949 | 70.537 | N/A | N/A | 43.412 | PK |
| 2 | | 5851.000 | 73.743 | 30.266 | -4.557 | 78.300 | 43.476 | PK |
| 3 | | 5860.280 | 66.504 | 22.956 | -1.796 | 68.300 | 43.548 | PK |

| | |
|--|--------------------------|
| Engineer: Cloud | |
| Site: AC5 | Time: 2016/02/28 - 15:58 |
| Limit: FCC_Part15.209_RE(3m) | Margin: 0 |
| Probe: Horn_3117_00167055(1-18GHz) | Polarity: Horizontal |
| EUT: Wireless Router Motherboard | Power: DC 48V |
| Note: Mode 3:Transmit at channel 5190Mhz by 802.11N40 with ant 0+1 | |



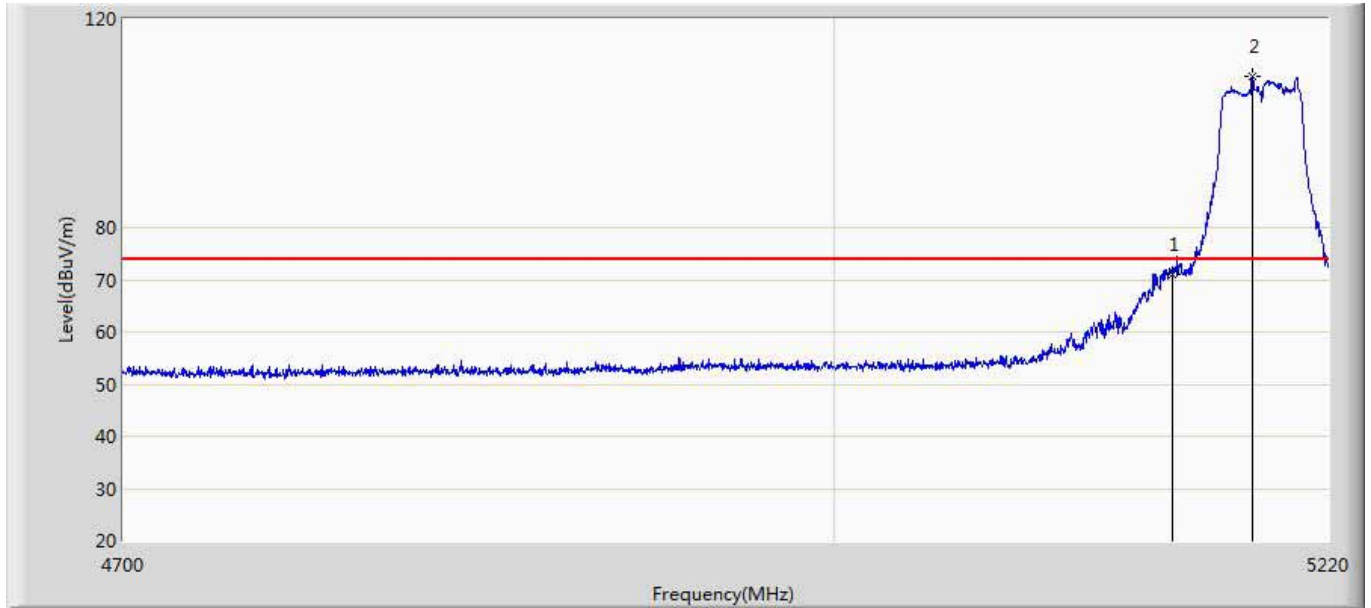
| No | Mark | Frequency (MHz) | Measure Level (dBuV/m) | Reading Level (dBuV) | Over Limit (dB) | Limit (dBuV/m) | Factor (dB) | Type |
|----|------|-----------------|------------------------|----------------------|-----------------|----------------|-------------|------|
| 1 | | 5150.000 | 68.523 | 26.508 | -5.477 | 74.000 | 42.015 | PK |
| 2 | * | 5205.960 | 102.721 | 60.707 | N/A | N/A | 42.014 | PK |

| | |
|--|--------------------------|
| Engineer: Cloud | |
| Site: AC5 | Time: 2016/02/28 - 15:59 |
| Limit: FCC_Part15.209_RE(3m) | Margin: 0 |
| Probe: Horn_3117_00167055(1-18GHz) | Polarity: Horizontal |
| EUT: Wireless Router Motherboard | Power: DC 48V |
| Note: Mode 3:Transmit at channel 5190Mhz by 802.11N40 with ant 0+1 | |



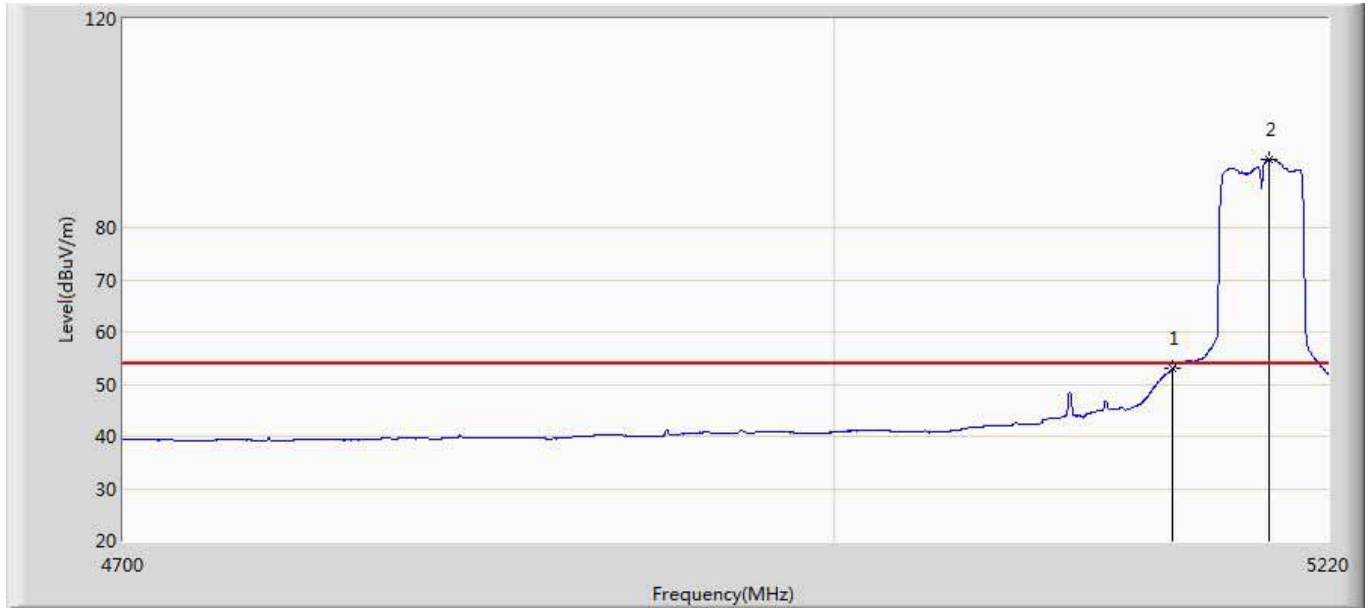
| No | Mark | Frequency (MHz) | Measure Level (dBuV/m) | Reading Level (dBuV) | Over Limit (dB) | Limit (dBuV/m) | Factor (dB) | Type |
|----|------|-----------------|------------------------|----------------------|-----------------|----------------|-------------|------|
| 1 | | 5150.000 | 45.746 | 3.731 | -8.254 | 54.000 | 42.015 | AV |
| 2 | * | 5205.960 | 88.319 | 46.305 | N/A | N/A | 42.014 | AV |

| | |
|--|--------------------------|
| Engineer: Cloud | |
| Site: AC5 | Time: 2016/02/28 - 16:18 |
| Limit: FCC_Part15.209_RE(3m) | Margin: 0 |
| Probe: Horn_3117_00167055(1-18GHz) | Polarity: Vertical |
| EUT: Wireless Router Motherboard | Power: DC 48V |
| Note: Mode 3:Transmit at channel 5190Mhz by 802.11N40 with ant 0+1 | |



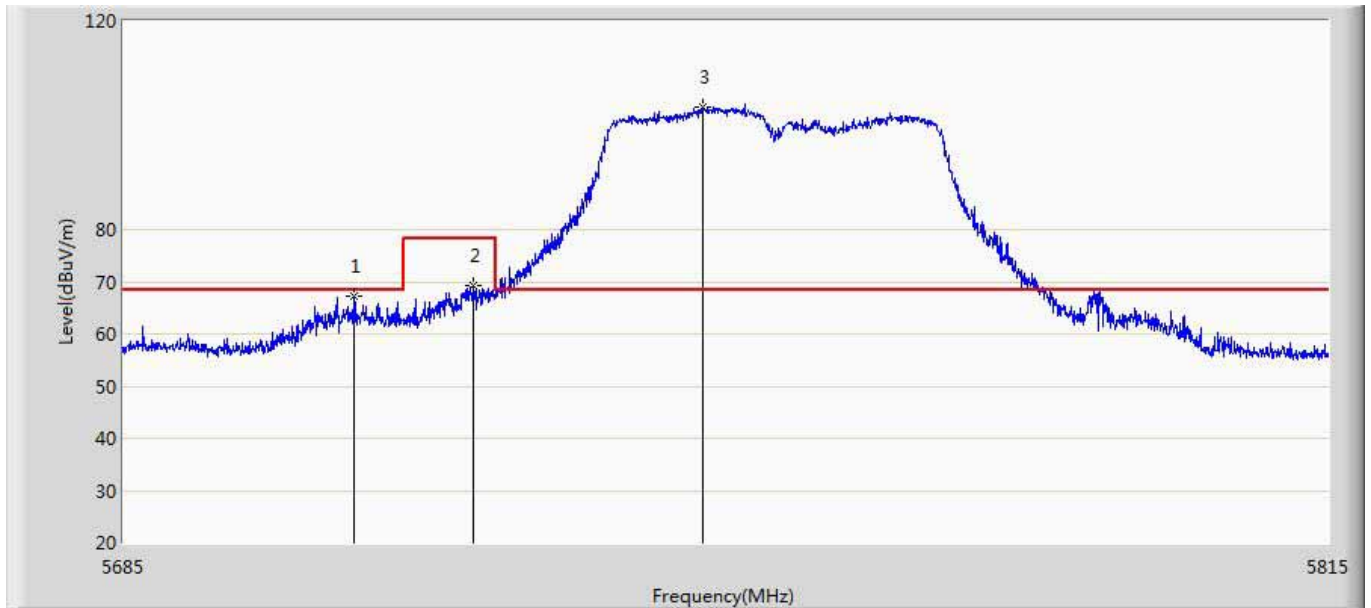
| No | Mark | Frequency (MHz) | Measure Level (dBuV/m) | Reading Level (dBuV) | Over Limit (dB) | Limit (dBuV/m) | Factor (dB) | Type |
|----|------|-----------------|------------------------|----------------------|-----------------|----------------|-------------|------|
| 1 | | 5150.000 | 70.872 | 28.857 | -3.128 | 74.000 | 42.015 | PK |
| 2 | * | 5185.940 | 109.115 | 66.995 | N/A | N/A | 42.120 | PK |

| | |
|--|--------------------------|
| Engineer: Cloud | |
| Site: AC5 | Time: 2016/02/28 - 16:19 |
| Limit: FCC_Part15.209_RE(3m) | Margin: 0 |
| Probe: Horn_3117_00167055(1-18GHz) | Polarity: Vertical |
| EUT: Wireless Router Motherboard | Power: DC 48V |
| Note: Mode 3:Transmit at channel 5190Mhz by 802.11N40 with ant 0+1 | |



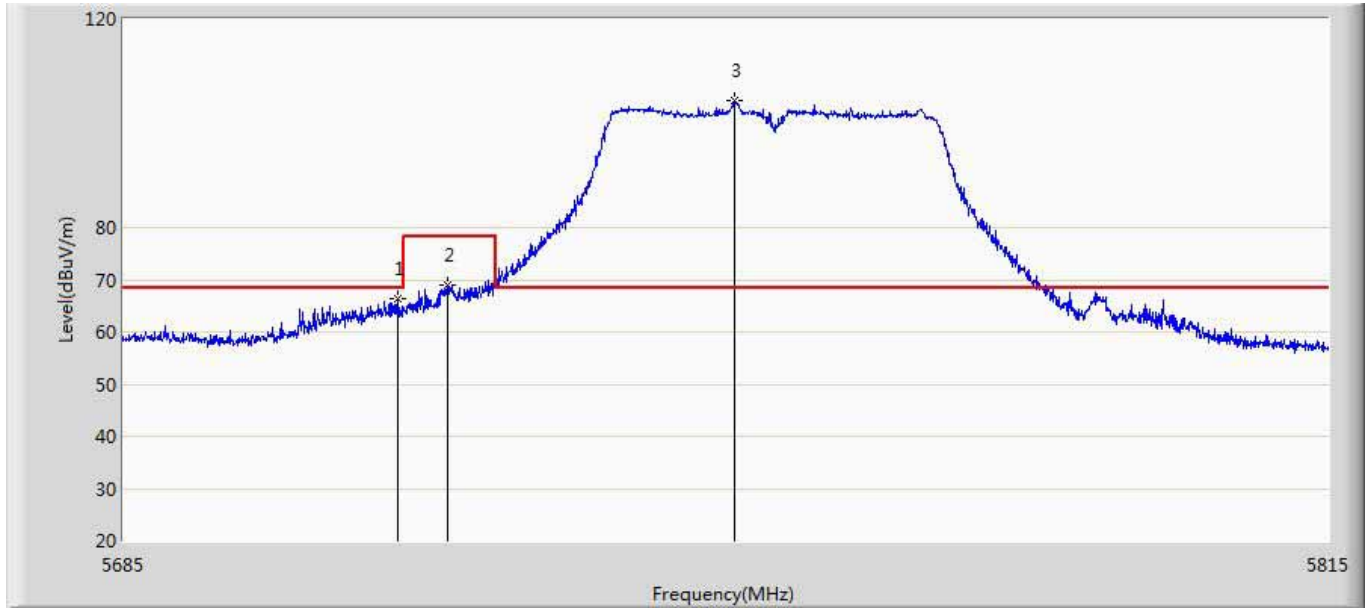
| No | Mark | Frequency (MHz) | Measure Level (dBuV/m) | Reading Level (dBuV) | Over Limit (dB) | Limit (dBuV/m) | Factor (dB) | Type |
|----|------|-----------------|------------------------|----------------------|-----------------|----------------|-------------|------|
| 1 | | 5150.000 | 52.923 | 10.908 | -1.077 | 54.000 | 42.015 | AV |
| 2 | * | 5193.220 | 93.040 | 50.967 | N/A | N/A | 42.073 | AV |

| | |
|--|--------------------------|
| Engineer: Cloud | |
| Site: AC5 | Time: 2016/02/28 - 16:31 |
| Limit: FCC-15.407 new | Margin: 0 |
| Probe: Horn_3117_00167055(1-18GHz) | Polarity: Horizontal |
| EUT: Wireless Router Motherboard | Power: DC 48V |
| Note: Mode 3:Transmit at channel 5755Mhz by 802.11N40 with ant 1 | |



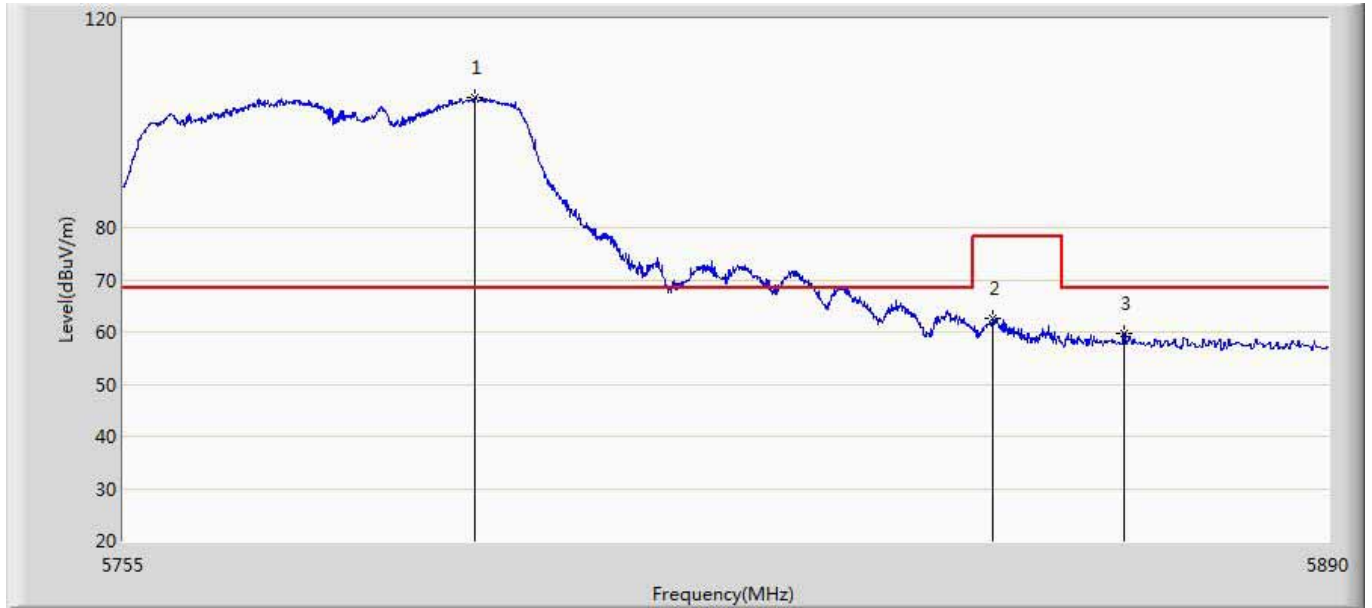
| No | Mark | Frequency (MHz) | Measure Level (dBuV/m) | Reading Level (dBuV) | Over Limit (dB) | Limit (dBuV/m) | Factor (dB) | Type |
|----|------|-----------------|------------------------|----------------------|-----------------|----------------|-------------|------|
| 1 | | 5709.635 | 67.171 | 23.853 | -1.129 | 68.300 | 43.318 | PK |
| 2 | | 5722.505 | 69.318 | 26.044 | -8.982 | 78.300 | 43.274 | PK |
| 3 | * | 5747.140 | 103.393 | 60.105 | N/A | N/A | 43.288 | PK |

| | |
|---|--------------------------|
| Engineer: Cloud | |
| Site: AC5 | Time: 2016/02/28 - 16:34 |
| Limit: FCC-15.407 new | Margin: 0 |
| Probe: Horn_3117_00167055(1-18GHz) | Polarity: Vertical |
| EUT: Wireless Router Motherboard | Power: DC 48V |
| Note: Mode 3: Transmit at channel 5755Mhz by 802.11N40 with ant 1 | |



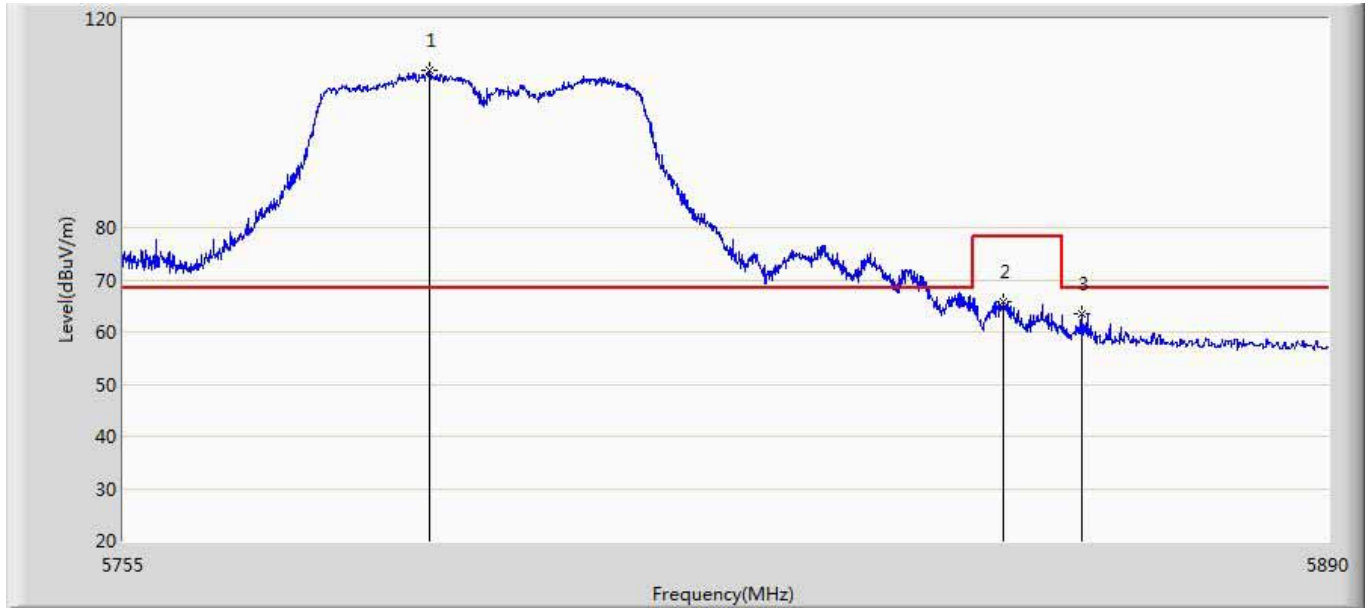
| No | Mark | Frequency (MHz) | Measure Level (dBuV/m) | Reading Level (dBuV) | Over Limit (dB) | Limit (dBuV/m) | Factor (dB) | Type |
|----|------|-----------------|------------------------|----------------------|-----------------|----------------|-------------|------|
| 1 | | 5714.315 | 66.358 | 23.056 | -1.942 | 68.300 | 43.302 | PK |
| 2 | | 5719.775 | 69.007 | 25.723 | -9.293 | 78.300 | 43.284 | PK |
| 3 | * | 5750.650 | 104.253 | 60.977 | N/A | N/A | 43.276 | PK |

| | |
|--|--------------------------|
| Engineer: Cloud | |
| Site: AC5 | Time: 2016/02/28 - 16:37 |
| Limit: FCC-15.407 new | Margin: 0 |
| Probe: Horn_3117_00167055(1-18GHz) | Polarity: Horizontal |
| EUT: Wireless Router Motherboard | Power: DC 48V |
| Note: Mode 3:Transmit at channel 5795Mhz by 802.11N40 with ant 0+1 | |



| No | Mark | Frequency (MHz) | Measure Level (dBuV/m) | Reading Level (dBuV) | Over Limit (dB) | Limit (dBuV/m) | Factor (dB) | Type |
|----|------|-----------------|------------------------|----------------------|-----------------|----------------|-------------|------|
| 1 | * | 5794.083 | 104.952 | 61.665 | N/A | N/A | 43.287 | PK |
| 2 | | 5852.132 | 62.622 | 19.136 | -15.678 | 78.300 | 43.485 | PK |
| 3 | | 5866.915 | 59.761 | 16.184 | -8.539 | 68.300 | 43.577 | PK |

| | |
|--|--------------------------|
| Engineer: Cloud | |
| Site: AC5 | Time: 2016/02/28 - 16:39 |
| Limit: FCC-15.407 new | Margin: 0 |
| Probe: Horn_3117_00167055(1-18GHz) | Polarity: Vertical |
| EUT: Wireless Router Motherboard | Power: DC 48V |
| Note: Mode 3:Transmit at channel 5795Mhz by 802.11N40 with ant 0+1 | |



| No | Mark | Frequency (MHz) | Measure Level (dBuV/m) | Reading Level (dBuV) | Over Limit (dB) | Limit (dBuV/m) | Factor (dB) | Type |
|----|------|-----------------|------------------------|----------------------|-----------------|----------------|-------------|------|
| 1 | * | 5789.020 | 110.148 | 66.846 | N/A | N/A | 43.302 | PK |
| 2 | | 5853.348 | 65.846 | 22.351 | -12.454 | 78.300 | 43.495 | PK |
| 3 | | 5862.123 | 63.420 | 19.858 | -4.880 | 68.300 | 43.561 | PK |

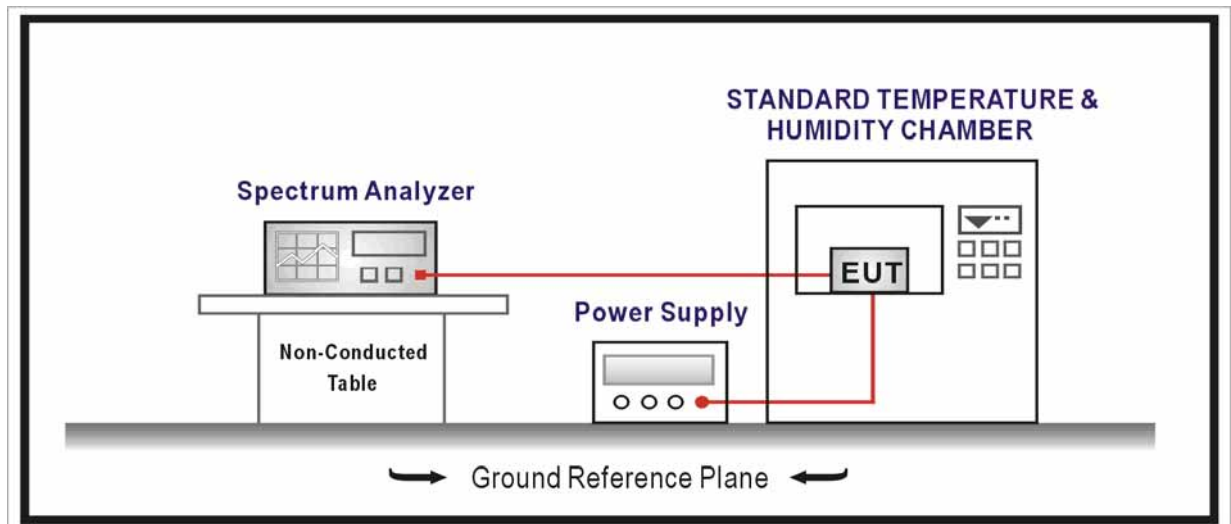
9. Frequency Stability

9.1. Test Equipment

| Frequency Stability / TR-8 | | | | | |
|---|--------------|--------------|--------------|------------|---------------|
| Instrument | Manufacturer | Type No. | Serial No. | Cal. Date | Cal. Due Date |
| Spectrum Analyzer | Agilent | E4446A | MY45300103 | 2016.01.04 | 2017.01.03 |
| AC Power Supply | IDRC | CF-500TP | 979422 | 2015.09.17 | 2016.09.16 |
| DC Power Supply | IDRC | CD-035-020PR | 977272 | 2015.09.17 | 2016.09.16 |
| Programmable Temperature & Humidity Chamber | Gaoyu | TH-1P-B | WIT-05121302 | 2016.01.04 | 2017.01.03 |
| Temperature/Humidity Meter | zhicheng | ZC1-2 | TR8-TH | 2015.04.10 | 2016.04.09 |

Note: All equipments are calibrated with traceable calibrations. Each calibration is traceable to the national or international standards.

9.2. Test Setup



9.3. Limit

| | |
|-------------------------------------|--|
| Frequency Stability Limit | |
| UNII Devices | |
| <input checked="" type="checkbox"/> | In-band emission is maintained within the band of operation under all conditions of normal operation as specified in the user's manual. |
| IEEE Std. 802.11n-2009 | |
| <input checked="" type="checkbox"/> | The transmitter center frequency tolerance shall be ± 20 ppm maximum for the 5 GHz band and ± 25 ppm maximum for the 2.4 GHz band. |


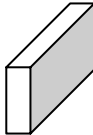

9.4. Test Procedure

| Frequency Stability Test Method | | | |
|-------------------------------------|---|---------|---|
| | References Rule | Chapter | Description |
| <input checked="" type="checkbox"/> | ANSI C63.10 | 6.8 | Frequency stability tests |
| | <input checked="" type="checkbox"/> ANSI C63.10 | 6.8.1 | Frequency stability with respect to ambient temperature |
| | <input checked="" type="checkbox"/> ANSI C63.10 | 6.8.2 | Frequency stability when varying supply voltage |

9.5. Uncertainty

The measurement uncertainty is defined as ± 100 Hz

9.6. EUT test Axis definition

| Item | Radiated Emissions | | |
|-----------------|---|--|---|
| Device Category | <input checked="" type="checkbox"/> | Fixed position use | |
| | <input type="checkbox"/> | Mobile position use | |
| Test mode | Mode 1, Mode 2, Mode 3, Mode 4 | | |
| Axis | X Axis | Y Axis | Z Axis |
| |  |  |  |
| Worse Axis | | | |

9.7. Test Result

| | | |
|-----------|---|-----------------------------|
| Product | : | Wireless Router Motherboard |
| Test Item | : | Frequency Stability |
| Test Site | : | TR-8 |
| Test Mode | : | Carrier Transmit |

Frequency Stability under Temperature

| Temperature Interval (°C) | Test Frequency (MHz) | Deviation (Hz) |
|---------------------------|----------------------|----------------|
| -30 | 5200.000 | 171 |
| -20 | 5200.000 | -181 |
| -10 | 5200.000 | -132 |
| 0 | 5200.000 | 214 |
| 10 | 5200.000 | -116 |
| 20 | 5200.000 | -88 |
| 30 | 5200.000 | 118 |
| 40 | 5200.000 | 100 |
| 50 | 5200.000 | -115 |
| -30 | 5785.000 | 138 |
| -20 | 5785.000 | 154 |
| -10 | 5785.000 | 221 |
| 0 | 5785.000 | 136 |
| 10 | 5785.000 | -80 |
| 20 | 5785.000 | -70 |
| 30 | 5785.000 | 253 |
| 40 | 5785.000 | 187 |
| 50 | 5785.000 | 132 |

Frequency Stability under Voltage

| AC Voltage (V) | Test Frequency (MHz) | Deviation (Hz) |
|-------------------|-------------------------|-------------------|
| 40.8 | 5200.000 | 141 |
| 48 | 5200.000 | 104 |
| 50.4 | 5200.000 | 109 |
| 40.8 | 5785.000 | 118 |
| 48 | 5785.000 | 121 |
| 50.4 | 5785.000 | -153 |

The End
