

RF Test Report

Applicant : Plume Design, Inc.

Product Name : SuperPod with WiFi 6E

Trade Name : Plume Design, Inc.

Model Number : M1A

Applicable Standard : FCC 47 CFR PART 15 SUBPART E
ANSI C63.10:2013

Received Date : Dec. 12, 2022

Test Period : Jan. 12 ~ Nov. 21, 2023

Issued Date : Jan. 11, 2024

Issued by

Eurofins E&E Wireless Taiwan Co., Ltd.
No. 140-1, Changan Street, Bade District,
Taoyuan City 334025, Taiwan (R.O.C.)
Tel : +886-3-2710188 / Fax : +886-3-2710190



Taiwan Accreditation Foundation accreditation number: 1330
Frequency Range : 9 kHz to 40 GHz
Test Firm Registration Number: 226252 (Bade test site)
Test Firm Registration Number: 191812 (Wugu test site)

Note:

- 1.The test results are valid only for samples provided by customers and under the test conditions described in this report.
- 2.This report shall not be reproduced except in full, without the written approval of Eurofins E&E Wireless Taiwan Co., Ltd.
- 3.The relevant information is provided by customers in this test report. According to the correctness, appropriateness or completeness of the information provided by the customer, if there is any doubt or error in the information which affects the validity of the test results, the laboratory does not take the responsibility.

Revision History

Version	Issued Date	Revisions	Revised By
00	Jan. 11, 2024	Initial Issue	Emma Chao

Verification of Compliance

Applicant : Plume Design, Inc.
 Product Name : SuperPod with WiFi 6E
 Trade Name : Plume Design, Inc.
 Model Number : M1A
 FCC ID : 2AG7G-M1A
 Applicable Standard : FCC 47 CFR PART 15 SUBPART E
 ANSI C63.10:2013
 Test Result : Complied

Performing Lab. : Eurofins E&E Wireless Taiwan Co., Ltd.
 No. 140-1, Changan Street, Bade District,
 Taoyuan City 334025, Taiwan (R.O.C.)
 Tel : +886-3-2710188 / Fax : +886-3-2710190
 Taiwan Accreditation Foundation accreditation number: 1330



Eurofins E&E Wireless Taiwan Co., Ltd. tested the above equipment in accordance with the requirements set forth in the above standards. All indications of Pass/Fail in this report are opinions expressed by Eurofins E&E Wireless Taiwan Co., Ltd. based on interpretations and/or observations of test results. The test results show that the equipment tested is capable of demonstrating compliance with the requirements as documented in this report.

Approved By : _____

TABLE OF CONTENTS

1	General Information.....	5
	1.1. Summary of Test Result.....	5
	1.2. Testing Location.....	6
	1.3. Measurement Uncertainty.....	6
	1.4. Test Site Environment.....	6
2	EUT Description.....	7
3	Test Methodology.....	12
	3.1. Mode of Operation.....	12
	3.2. EUT Test Step.....	17
	3.3. Configuration of Test System Details.....	18
	3.4. Test Instruments.....	19
4	Measurement Procedure.....	23
	4.1. AC Power Conducted Emission Measurement.....	23
	4.2. Transmitter Radiated Emissions Measurement.....	25
	4.3. Maximum Conducted Output Power and Transmit power control Measurement.....	30
	4.4. 26 dB RF Bandwidth Measurement.....	31
	4.5. 6 dB RF Bandwidth Measurement.....	32
	4.6. Maximum Power Spectral Density Measurement.....	33
	4.7. Automatically discontinue transmission.....	34
	4.8. Antenna Requirement.....	34
5	Test Results.....	36
	5.1. Conducted Emission.....	36
	5.2. Radiated Emission Measurement.....	38
	5.3. Conducted Test Results.....	1250

Appendix A. Test Data

Appendix B. Test Plots

Appendix C. Test Setup Photographs

1 General Information

1.1. Summary of Test Result

Standard	Item	Result	Remark
15.407(b)(9) 15.207	AC Power Conducted Emission	PASS	---
15.407(b) 15.205 / 15.209	Transmitter Radiated Emissions	PASS	---
15.407(a)	Maximum Conducted Output Power	PASS	---
15.407(a)	26 dB RF Bandwidth	Reference	---
15.407(e)	6 dB RF Bandwidth	PASS	---
15.407(a)	Maximum Power Spectral Density	PASS	---
15.407(c)	Automatically discontinue transmission	PASS	---
15.407(a) 15.203	Antenna Requirement	PASS	---

Decision Rule

- Uncertainty is not included.
- Uncertainty is included.

Standard	Description
CFR47, Part 15, Subpart C	Intentional Radiators
CFR47, Part 15, Subpart E	Unlicensed National Information Infrastructure Devices
ANSI C63. 10: 2013	American National Standard of Procedures for Compliance Testing of Unlicensed Wireless Devices
KDB789033: D02	Guidelines for Compliance Testing of Unlicensed National Information Infrastructure (U-NII) Devices Part 15, Subpart E
KDB 662911 D01 v02r01	Emissions Testing of Transmitters with Multiple Outputs in the Same Band (e.g., 4X4, Smart Antenna, etc)

1.2. Testing Location

Lab Name: Eurofins E&E Wireless Taiwan Co., Ltd.

Site Address: No. 140-1, Changan Street, Bade District, Taoyuan City 334025, Taiwan (R.O.C.)

Site Address: No. 2, Wuquan 5th Rd. Wugu Dist., New Taipei City, Taiwan (R.O.C.)

1.3. Measurement Uncertainty

Test Item	Frequency	Uncertainty			
		BD	WG		
Conducted Emission	150 kHz ~ 30 MHz	2.7 dB	2.6 dB		
Conducted Output Power		1.1 dB	1.1 dB		
RF Bandwidth		4.5 %	4.5 %		
Power Spectral Density		1.1 dB	1.1 dB		
Duty Cycle		1.1 %	1.0 %		
Time Occupancy		1.5 %	1.2 %		
Test Item	Frequency	Uncertainty			
		96601-BD	96603-BD	96602-WG	96603-WG
Radiated Emission	9 kHz ~ 30 MHz	1.9 dB	1.9 dB	1.6 dB	1.6 dB
	30 MHz ~ 1000 MHz	4.9 dB	4.9 dB	4.8 dB	4.8 dB
	1000 MHz ~ 18000 MHz	4.9 dB	5.0 dB	5.0 dB	5.2 dB
	18000 MHz ~ 26500 MHz	4.3 dB	4.4 dB	4.4 dB	4.5 dB
	26500 MHz ~ 40000 MHz	4.5 dB	4.5 dB	4.6 dB	4.5 dB

1.4. Test Site Environment

Items	Required (IEC 60068-1)	Interval(*)
Temperature (°C)	15-35	20-30
Humidity (%RH)	25-75	45-75

(*)The measurement ambient temperature is within this range.

2 EUT Description

The product specifications of the EUT presented in the report are declared by the manufacturer who shall take full responsibility for the authenticity(except Max. RF Output Power).

Applicant	Plume Design, Inc. 325 Lytton Ave., Palo Alto, CA 94301, United States		
Product Name	SuperPod with WiFi 6E		
Trade Name	Plume Design, Inc.		
Model Number	M1A		
FCC ID	2AG7G-M1A		
Operate Frequency	Frequency Band		Frequency Range (MHz)
	802.11a	U-NII Band 1	5180 – 5240
		U-NII Band 2-A	5260 – 5320
		U-NII Band 2-C	5500 – 5700
		Straddle band	5720
		U-NII Band 3	5745 – 5825
	802.11n HT20 / 802.11ac VHT20/ 802.11ax HE20	U-NII Band 1	5180 – 5240
		U-NII Band 2-A	5260 – 5320
		U-NII Band 2-C	5500 – 5700
		Straddle band	5720
		U-NII Band 3	5745 – 5825
	802.11n HT40 / 802.11ac VHT40/ 802.11ax HE40	U-NII Band 1	5190 – 5230
		U-NII Band 2-A	5270 – 5310
		U-NII Band 2-C	5510 – 5670
		Straddle band	5710
		U-NII Band 3	5755 – 5795
	802.11ac VHT80/ 802.11ax HE80	U-NII Band 1	5210
		U-NII Band 2-A	5290
		U-NII Band 2-C	5530
		Straddle band	5690
U-NII Band 3		5775	
Modulation Type	OFDM/OFDMA		
Antenna Delivery	Reference section 3.1		
EUT Power Rating	100-240 V, 50-60 Hz, 0.6 A		

Antenna	Type	Gain (dBi)			
		Band 1	Band 2-A	Band 2-C	Band 3
ANT-0 (Ant.1)	IFA Antenna	3.60	3.50	4.20	4.30
ANT-1 (Ant.2)	IFA Antenna	2.90	3.40	4.30	4.30
ANT-2 (Ant.3)	IFA Antenna	2.30	2.30	3.20	3.30
ANT-3 (Ant.4)	IFA Antenna	2.40	2.90	3.10	2.00

1X1

Frequency Band		Max. RF Output Power (W)
802.11a	U-NII Band 1	0.253
	U-NII Band 2-A	0.106
	U-NII Band 2-C	0.108
	U-NII Band 3	0.190
802.11n HT20	U-NII Band 1	0.248
	U-NII Band 2-A	0.100
	U-NII Band 2-C	0.117
	U-NII Band 3	0.160
802.11n HT40	U-NII Band 1	0.139
	U-NII Band 2-A	0.186
	U-NII Band 2-C	0.239
	U-NII Band 3	0.151
802.11ac VHT20	U-NII Band 1	0.254
	U-NII Band 2-A	0.105
	U-NII Band 2-C	0.117
	U-NII Band 3	0.171
802.11ac VHT40	U-NII Band 1	0.143
	U-NII Band 2-A	0.196
	U-NII Band 2-C	0.240
	U-NII Band 3	0.157
802.11ac VHT80	U-NII Band 1	0.063
	U-NII Band 2-A	0.076
	U-NII Band 2-C	0.242
	U-NII Band 3	0.147
802.11ax HE20	U-NII Band 1	0.264
	U-NII Band 2-A	0.117
	U-NII Band 2-C	0.118
	U-NII Band 3	0.185
802.11ax HE40	U-NII Band 1	0.159
	U-NII Band 2-A	0.212
	U-NII Band 2-C	0.238
	U-NII Band 3	0.176
802.11ax HE80	U-NII Band 1	0.070
	U-NII Band 2-A	0.083
	U-NII Band 2-C	0.228
	U-NII Band 3	0.158

4X4

Frequency Band		Max. RF Output Power (W)
802.11a	U-NII Band 1	0.477
	U-NII Band 2-A	0.117
	U-NII Band 2-C	0.125
	U-NII Band 3	0.599
802.11n HT20	U-NII Band 1	0.452
	U-NII Band 2-A	0.130
	U-NII Band 2-C	0.119
	U-NII Band 3	0.479
802.11n HT40	U-NII Band 1	0.529
	U-NII Band 2-A	0.201
	U-NII Band 2-C	0.227
	U-NII Band 3	0.547
802.11ac VHT20	U-NII Band 1	0.474
	U-NII Band 2-A	0.135
	U-NII Band 2-C	0.125
	U-NII Band 3	0.503
802.11ac VHT40	U-NII Band 1	0.537
	U-NII Band 2-A	0.202
	U-NII Band 2-C	0.226
	U-NII Band 3	0.558
802.11ac VHT80	U-NII Band 1	0.140
	U-NII Band 2-A	0.173
	U-NII Band 2-C	0.240
	U-NII Band 3	0.353
802.11ax HE20	U-NII Band 1	0.508
	U-NII Band 2-A	0.143
	U-NII Band 2-C	0.134
	U-NII Band 3	0.554
802.11ax HE40	U-NII Band 1	0.552
	U-NII Band 2-A	0.205
	U-NII Band 2-C	0.231
	U-NII Band 3	0.568
802.11ax HE80	U-NII Band 1	0.142
	U-NII Band 2-A	0.175
	U-NII Band 2-C	0.244
	U-NII Band 3	0.365

Beamforming on

Frequency Band		Max. RF Output Power (W)
802.11n HT20	U-NII Band 1	0.249
	U-NII Band 2-A	0.065
	U-NII Band 2-C	0.075
	U-NII Band 3	0.507
802.11n HT40	U-NII Band 1	0.412
	U-NII Band 2-A	0.088
	U-NII Band 2-C	0.121
	U-NII Band 3	0.533
802.11ac VHT20	U-NII Band 1	0.253
	U-NII Band 2-A	0.066
	U-NII Band 2-C	0.076
	U-NII Band 3	0.513
802.11ac VHT40	U-NII Band 1	0.417
	U-NII Band 2-A	0.090
	U-NII Band 2-C	0.126
	U-NII Band 3	0.536
802.11ac VHT80	U-NII Band 1	0.113
	U-NII Band 2-A	0.106
	U-NII Band 2-C	0.148
	U-NII Band 3	0.360
802.11ax HE20	U-NII Band 1	0.257
	U-NII Band 2-A	0.067
	U-NII Band 2-C	0.077
	U-NII Band 3	0.524
802.11ax HE40	U-NII Band 1	0.427
	U-NII Band 2-A	0.091
	U-NII Band 2-C	0.134
	U-NII Band 3	0.546
802.11ax HE80	U-NII Band 1	0.115
	U-NII Band 2-A	0.108
	U-NII Band 2-C	0.150
	U-NII Band 3	0.365

Equipment Type

Outdoor access point	point-to-point	---
	point-to-multipoint	---
Indoor access point		V
Fixed point-to-point access points		---
Client devices		---

5150 MHz ~5250 MHz(UNII-1):

BW 20M	CH	36	40	44	48
	Freq. (MHz)	5180	5200	5220	5240
BW 40M	CH	38		46	
	Freq. (MHz)	5190		5230	
BW 80M	CH	42			
	Freq. (MHz)	5210			

5250 MHz ~5350 MHz(UNII-2A):

BW 20M	CH	52	56	60	64
	Freq. (MHz)	5260	5280	5300	5320
BW 40M	CH	54		62	
	Freq. (MHz)	5270		5310	
BW 80M	CH	58			
	Freq. (MHz)	5290			

5470 MHz ~5725 MHz(UNII-2C):

BW 20M	CH	100	104	108	112	116	120	124	128	132	136	140	144
	Freq. (MHz)	5500	5520	5540	5560	5580	5600	5620	5640	5660	5680	5700	5720
BW 40M	CH	102		110		118		126		134		142	
	Freq. (MHz)	5510		5550		5590		5630		5670		5710	
BW 80M	CH	106			122			138					
	Freq. (MHz)	5530			5610			5690					

5725 MHz ~5850 MHz(UNII-3):

BW 20M	CH	149	153	157	161	165
	Freq. (MHz)	5745	5765	5785	5805	5825
BW 40M	CH	151			159	
	Freq. (MHz)	5755			5795	
BW 80M	CH	155				
	Freq. (MHz)	5775				

3 Test Methodology

3.1. Mode of Operation

Decision of Test Eurofins has verified the construction and function in typical operation. All the test modes were carried out with the EUT in normal operation, which was shown in this test report and defined as:

Pre-Test Mode	Final-Test Mode
Transmit mode	V
802.11a	V
802.11n HT20	
802.11n HT40	
802.11ac VHT20	V
802.11ac VHT40	V
802.11ac VHT80	V
802.11ax HE20	V
802.11ax HE40	V
802.11ax HE80	V

Software used to control the EUT for staying in continuous transmitting mode was programmed. After verification, all tests were carried out with the worst case test modes.

By preliminary testing and verifying three axis (X, Y and Z) position of EUT transmitted status, it was found that “Y axis” position was the worst, then the final test was executed the worst condition and test data were recorded in this report.

Note 1: This product supports normal mode and Beamforming on mode. According to power table, the normal mode is worst power. So, normal mode has to test and record results for Conducted.

Note 2: Investigation has been done on all the possible configurations for searching the worst cases (VHT20/VHT40 covers HT20/HT40). The table is a list of the test modes show in this test report.

Note 3: 802.11 ax only support full RU.

1X1

Test Mode	ANT-0
802.11a	V
802.11n HT20	V
802.11n HT40	V
802.11ac VHT20	V
802.11ac VHT40	V
802.11ac VHT80	V
802.11ax HE20	V
802.11ax HE40	V
802.11ax HE80	V

Test Mode	Antenna Delivery	Data Rate (Mbps)	Band	Test Channel
802.11a	1TX / 1RX	6	U-NII Band 1	36, 40, 48
			U-NII Band 2-A	52, 56, 64
			U-NII Band 2-C	100, 112, 140
			U-NII Band 3	149, 157, 165
802.11n HT20	1TX / 1RX	6.5	U-NII Band 1	36, 40, 48
			U-NII Band 2-A	52, 56, 64
			U-NII Band 2-C	100, 112, 140, 144
			U-NII Band 3	144, 149, 157, 165
802.11n HT40	1TX / 1RX	13.5	U-NII Band 1	38, 46
			U-NII Band 2-A	54, 62
			U-NII Band 2-C	102, 110, 134, 142
			U-NII Band 3	142, 151,159
802.11ac VHT20	1TX / 1RX	6.5	U-NII Band 1	36, 40, 48
			U-NII Band 2-A	52, 56, 64
			U-NII Band 2-C	100, 112, 140, 144
			U-NII Band 3	144, 149, 157, 165
802.11ac VHT40	1TX / 1RX	13.5	U-NII Band 1	38, 46
			U-NII Band 2-A	54, 62
			U-NII Band 2-C	102, 110, 134, 142
			U-NII Band 3	142, 151,159
802.11ac VHT80	1TX / 1RX	29.3	U-NII Band 1	42
			U-NII Band 2-A	58
			U-NII Band 2-C	106,122,138
			U-NII Band 3	138, 155
802.11ax HE20	1TX / 1RX	MCS 0	U-NII Band 1	36, 40, 48
			U-NII Band 2-A	52, 56, 64
			U-NII Band 2-C	100, 112, 140, 144
			U-NII Band 3	144, 149, 157, 165
802.11ax HE40	1TX / 1RX	MCS 0	U-NII Band 1	38, 46
			U-NII Band 2-A	54, 62
			U-NII Band 2-C	102, 110, 134, 142
			U-NII Band 3	142, 151,159
802.11ax HE80	1TX / 1RX	MCS 0	U-NII Band 1	42
			U-NII Band 2-A	58
			U-NII Band 2-C	106,122,138
			U-NII Band 3	138, 155

4X4

Test Mode	ANT-0	ANT-1	ANT-2	ANT-3	ANT-0+1+2+3
802.11a	V	V	V	V	V
802.11n HT20	V	V	V	V	V
802.11n HT40	V	V	V	V	V
802.11ac VHT20	V	V	V	V	V
802.11ac VHT40	V	V	V	V	V
802.11ac VHT80	V	V	V	V	V
802.11ax HE20	V	V	V	V	V
802.11ax HE40	V	V	V	V	V
802.11ax HE80	V	V	V	V	V

Test Mode	Antenna Delivery	Data Rate (Mbps)	Band	Test Channel
802.11a	4TX / 4RX (CDD)	6	U-NII Band 1	36, 40, 48
			U-NII Band 2-A	52, 56, 64
			U-NII Band 2-C	100, 112, 140
			U-NII Band 3	149, 157, 165
802.11n HT20	4TX/ 4RX (CDD/Beamforming on)	26	U-NII Band 1	36, 40, 48
			U-NII Band 2-A	52, 56, 64
			U-NII Band 2-C	100, 112, 140, 144
			U-NII Band 3	144, 149, 157, 165
802.11n HT40	4TX/ 4RX (CDD/Beamforming on)	54	U-NII Band 1	38, 46
			U-NII Band 2-A	54, 62
			U-NII Band 2-C	102, 110, 134, 142
			U-NII Band 3	142, 151,159
802.11ac VHT20	4TX/ 4RX (CDD/Beamforming on)	26	U-NII Band 1	36, 40, 48
			U-NII Band 2-A	52, 56, 64
			U-NII Band 2-C	100, 112, 140, 144
			U-NII Band 3	144, 149, 157, 165
802.11ac VHT40	4TX/ 4RX (CDD/Beamforming on)	54	U-NII Band 1	38, 46
			U-NII Band 2-A	54, 62
			U-NII Band 2-C	102, 110, 134, 142
			U-NII Band 3	142, 151,159
802.11ac VHT80	4TX/ 4RX (CDD/Beamforming on)	117.2	U-NII Band 1	42
			U-NII Band 2-A	58
			U-NII Band 2-C	106,122,138
			U-NII Band 3	138, 155
802.11ax HE20	4TX/ 4RX (CDD/Beamforming on)	MCS 0	U-NII Band 1	36, 40, 48
			U-NII Band 2-A	52, 56, 64
			U-NII Band 2-C	100, 112, 140, 144
			U-NII Band 3	144, 149, 157, 165
802.11ax HE40	4TX/ 4RX (CDD/Beamforming on)	MCS 0	U-NII Band 1	38, 46
			U-NII Band 2-A	54, 62
			U-NII Band 2-C	102, 110, 134, 142
			U-NII Band 3	142, 151,159
802.11ax HE80	4TX/ 4RX (CDD/Beamforming on)	MCS 0	U-NII Band 1	42
			U-NII Band 2-A	58
			U-NII Band 2-C	106,122,138
			U-NII Band 3	138, 155

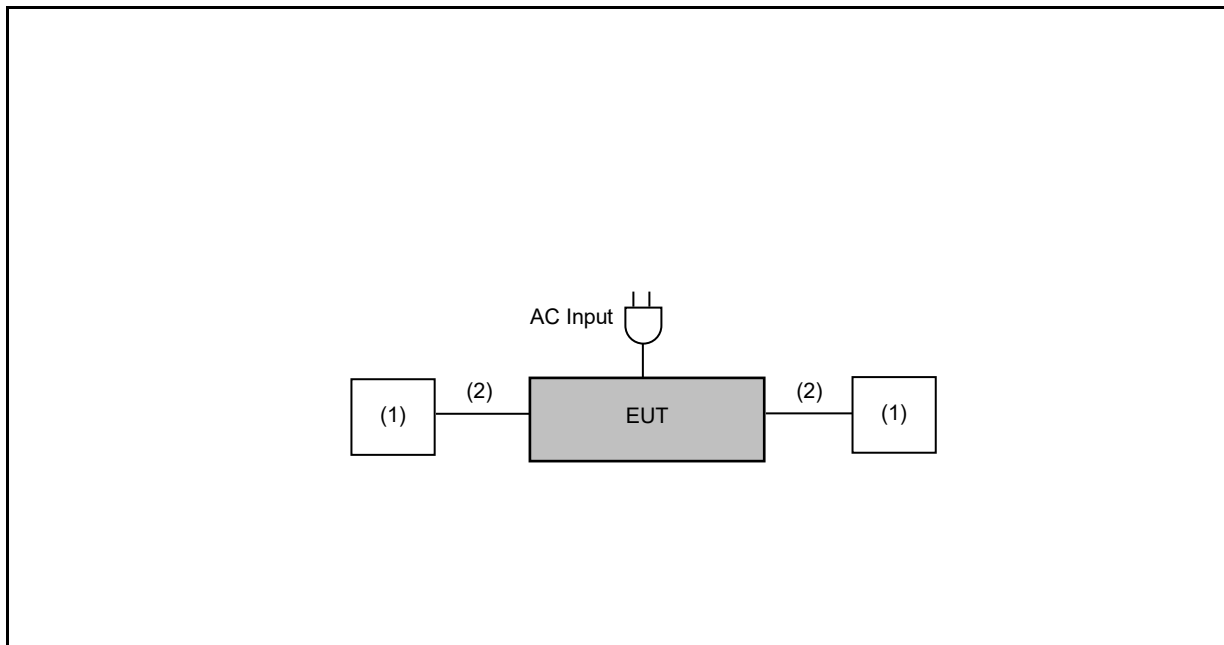
3.2. EUT Test Step

The EUT is operated in the engineering mode to fix the TX frequency for the purposes of measurement. According to its specifications, the EUT must comply with the requirements of Section 15.407 under the FCC Rules Part 15 Subpart E.

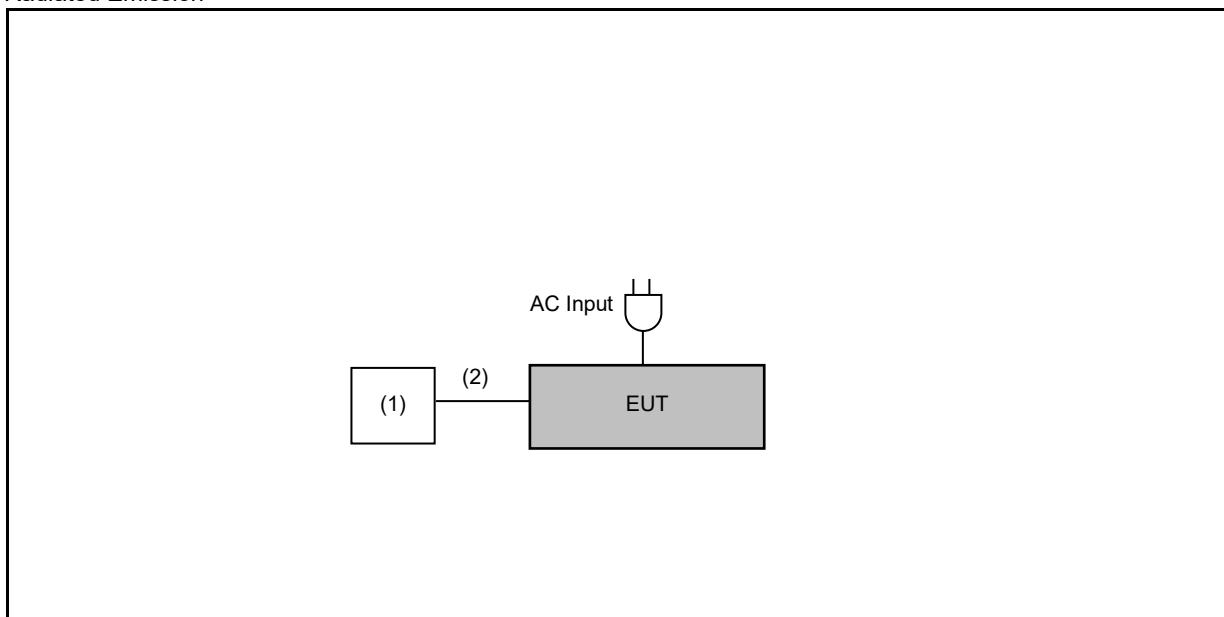
1.	Setup the EUT shown on “Configuration of Test System Details”.
2.	Turn on the power of all equipment.
3.	Turn on TX function.
4.	EUT run test program.

3.3. Configuration of Test System Details

Conducted Emissions



Radiated Emission



Devices Description					
	Product	Manufacturer	Model Number	Serial Number	Power Cord
(1)	Notebook	HP	440G1	---	---
(2)	RJ45	---	---	---	---

3.4. Test Instruments

For Conducted Emission

Test Period: Mar. 03, 2023

Testing Engineer: Jayson Hsieh

Test Site		Conduction01-BD				
Use	Equipment	Manufacturer	Model Number	Serial Number	Cal. Date	Cal. Period
<input checked="" type="checkbox"/>	Test Receiver	R&S	ESCI	100367	May 19, 2022	1 year
<input type="checkbox"/>	Test Receiver	R&S	ESCI	100722	Nov. 02, 2022	1 year
<input type="checkbox"/>	Test Receiver	R&S	ESCI	101000	Nov. 23, 2022	1 year
<input checked="" type="checkbox"/>	LISN	R&S	ENV216	101040	Apr. 06, 2022	1 year
<input checked="" type="checkbox"/>	LISN	R&S	ENV216	101140	Jan. 25, 2022	1 year
<input checked="" type="checkbox"/>	RF Cable	Woken	00100D1380194M	TE-02-03	May 27, 2022	1 year
<input checked="" type="checkbox"/>	Software	EZ EMC	1.1.4.3	N/A	N.C.R.	---

Note: N.C.R. = No Calibration Request.

For Conducted

Test Period: May. 23 ~ Nov. 21, 2023

Testing Engineer: Andy Lu, Brian Lin

Test Site		RF01-BD				
Use	Equipment	Manufacturer	Model Number	Serial Number	Cal. Date	Cal. Period
<input checked="" type="checkbox"/>	Power Sensor	Anritsu	MA2411B	1126022	Sep. 04, 2022 Aug. 31, 2023	1 year
<input checked="" type="checkbox"/>	Power Meter	Anritsu	ML2495A	1135009	Sep. 04, 2022 Aug. 31, 2023	1 year
<input type="checkbox"/>	Power Sensor	Agilent	N1921A	MY45241957	Nov. 30, 2022	1 year
<input type="checkbox"/>	Power Meter	Agilent	N1911A	MY45101619	Nov. 30, 2022	1 year
<input checked="" type="checkbox"/>	Spectrum Analyzer (10 Hz~26.5 GHz)	Keysight	N9010B	MY59071418	Mar. 16, 2022 Mar. 20, 2023	1 year
<input checked="" type="checkbox"/>	Spectrum Analyzer (9 kHz~26.5 GHz)	Agilent	N9010A	MY48030518	Jul. 21, 2022 Jul. 20, 2023	1 year
<input type="checkbox"/>	Spectrum Analyzer (20 Hz~26.5 GHz)	Agilent	N9020A	US47520902	Sep. 01, 2022 Sep. 04, 2023	1 year
<input type="checkbox"/>	Spectrum Analyzer (3 Hz~50 GHz)	Agilent	N9030A	MY53120541	Dec. 29, 2022	1 year
<input type="checkbox"/>	Temperature & Humidity Chamber	TAICHY	MHU-225LA	980729	Mar. 28, 2022 Mar. 29, 2023	1 year
<input type="checkbox"/>	Signal Generator	Keysight	N5182B	MY53052569	Apr. 16, 2022 Apr. 17, 2023	1 year
<input type="checkbox"/>	Signal Generator	Keysight	N5182BX07	MY59360221	Apr. 16, 2022 Apr. 17, 2023	1 year
<input type="checkbox"/>	Bluetooth Tester	R&S	CBT	100350	Mar. 17, 2021 Mar. 20, 2023	2 years
<input type="checkbox"/>	Wireless Connectivity Tester	R&S	CMW270	102208	Jun. 01, 2022 Jun. 05, 2023	1 year
<input type="checkbox"/>	Power Supply	KEITHLEY	2303	4045290	Jan. 19, 2022 Jan. 06, 2023	1 year

Note: N.C.R. = No Calibration Request.

For Radiated Emissions

Test Period: Jan. 12 ~ Nov. 19, 2023

Testing Engineer: Kerry Xu, Marc Yeh, Hung Chou

Test Site		96603-BD				
Radiation test sites		Semi Anechoic Room				
Use	Equipment	Manufacturer	Model Number	Serial Number	Cal. Date	Cal. Period
<input type="checkbox"/>	Spectrum Analyzer (10 Hz~44 GHz)	Keysight	N9010A	MY52221312	Jan. 13, 2022 Jan. 07, 2023	1 year
<input checked="" type="checkbox"/>	Spectrum Analyzer (3 Hz~50 GHz)	Agilent	N9030A	MY53120541	Dec. 29, 2022	1 year
<input checked="" type="checkbox"/>	Spectrum Analyzer (2 Hz~50 GHz)	Keysight	N9030B	MY57143537	Apr. 14, 2022 Apr. 18, 2023	1 year
<input type="checkbox"/>	Spectrum Analyzer (10 Hz~44 GHz)	Keysight	N9020B	MY60112363	Feb. 27, 2022 Jan. 13, 2023	1 year
<input type="checkbox"/>	Amplifier (100 kHz~1.3 GHz)	Agilent	8447D	2944A11119	Jan. 14, 2022 Jan. 07, 2023	1 year
<input type="checkbox"/>	Amplifier (100 kHz~1.3 GHz)	Agilent	8447D	2944A10961	Jul. 07, 2022 Jul. 10, 2023	1 year
<input checked="" type="checkbox"/>	Broadband Amplifier (100 kHz~1 GHz)	Titan	T0910E00014330 A1F	001	Jul. 21, 2022 Jul. 24, 2023	1 year
<input type="checkbox"/>	Amplifier (1 GHz~26.5 GHz)	Agilent	8449B	3008A02237	Oct. 19, 2022 Oct. 31, 2023	1 year
<input checked="" type="checkbox"/>	Broadband Amplifier (1 GHz~26.5 GHz)	Titan	T0912E01263025 A1F	002	Jul. 21, 2022 Jul. 24, 2023	1 year
<input checked="" type="checkbox"/>	Preamplifier (26.5 GHz~40 GHz)	EMCI	EMC2654045	980028	Sep. 02, 2022 Sep. 01, 2023	1 year
<input checked="" type="checkbox"/>	Loop Antenna (9 kHz~30 MHz)	COM-POWER CORPORATION	AL-130	121014	Mar. 28, 2022 Mar. 23, 2023	1 year
<input type="checkbox"/>	Active Loop Antenna (9 kHz~30 MHz)	Schwarzbeck Mess-Elektronik	FMZB 1513-60	1513-60-031	Feb. 17, 2022 Feb. 21, 2023	1 year
<input checked="" type="checkbox"/>	Trilog Broadband Antenna (30 kHz~1 GHz)	Schwarzbeck Mess-Elektronik	VULB9168	01146	Jul. 22, 2022 Jun. 26, 2023	1 year
<input type="checkbox"/>	Trilog Broadband Antenna (30 kHz~1 GHz)	Schwarzbeck Mess-Elektronik	VULB9168	416	Nov. 03, 2022 Jun. 13, 2023	1 year
<input checked="" type="checkbox"/>	Broadband Horn Antenna (1 GHz~18 GHz)	Schwarzbeck Mess-Elektronik	9120D	02207	Jul. 13, 2022 Jul. 07, 2023	1 year
<input type="checkbox"/>	Broadband Horn Antenna (1 GHz~18 GHz)	Schwarzbeck Mess-Elektronik	9120D	9120D-550	Aug. 25, 2022 Jul. 21, 2023	1 year
<input checked="" type="checkbox"/>	Broadband Horn Antenna (18 GHz~40 GHz)	Schwarzbeck Mess-Elektronik	9170	9170-320	Aug. 25, 2022 Jul. 21, 2023	1 year

For Radiated Emissions

Test Period: Jan. 12 ~ Nov. 19, 2023

Testing Engineer: Kerry Xu, Marc Yeh, Hung Chou

Test Site		96603-BD				
Radiation test sites		Semi Anechoic Room				
Use	Equipment	Manufacturer	Model Number	Serial Number	Cal. Date	Cal. Period
<input type="checkbox"/>	Horn Antenna (18 GHz~40 GHz)	ETS	3116	00086467	Dec. 05, 2022	1 year
<input checked="" type="checkbox"/>	Coaxial Cable	Titan	T0710AT327A10A 100	J11005	Aug. 04, 2022 Aug. 10, 2023	1 year
<input checked="" type="checkbox"/>	Coaxial Cable	Titan	T0710AT327A10A 900	J11004	Aug. 04, 2022 Aug. 10, 2023	1 year
<input checked="" type="checkbox"/>	Coaxial Cable	Titan	CFD400NL-LW	001	Aug. 04, 2022 Aug. 10, 2023	1 year
<input type="checkbox"/>	Bluetooth Tester	R&S	CBT	100350	Mar. 17, 2021 Mar. 20, 2023	2 years
<input type="checkbox"/>	Wireless Connectivity Tester	R&S	CMW270	102208	Jun. 01, 2022 Jun. 05, 2023	1 year
<input type="checkbox"/>	Power Supply	KEITHLEY	2303	4045290	Jan. 19, 2022 Jan. 06, 2023	1 year
<input checked="" type="checkbox"/>	Software	EZ EMC	1.1.4.4	N/A	N.C.R.	---

Note: N.C.R. = No Calibration Request.

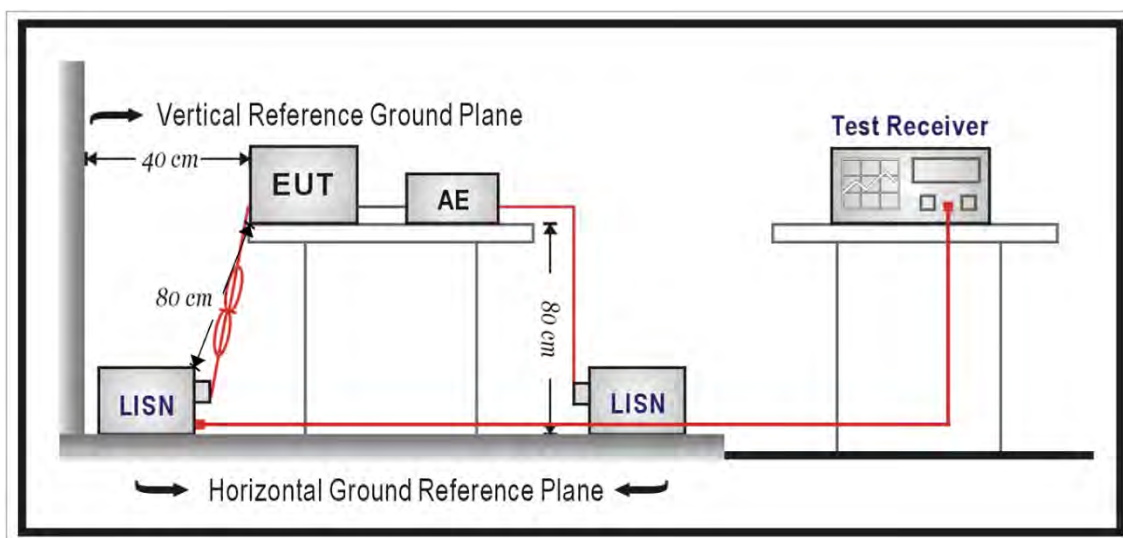
4 Measurement Procedure

4.1. AC Power Conducted Emission Measurement

■ Limit

Frequency (MHz)	Quasi-peak	Average
0.15 - 0.5	66 to 56	56 to 46
0.50 - 5.0	56	46
5.0 - 30.0	60	50

■ Test Setup



■ Test Procedure

The EUT and simulators are connected to the main power through a line impedance stabilization network (L.I.S.N.). This provides a $50 \Omega // 50 \mu\text{H}$ coupling impedance for the measuring equipment. The peripheral devices are also connected to the main power through a LISN that provides a $50 \Omega // 50 \mu\text{H}$ coupling impedance with 50 ohm termination.

Tabletop device shall be placed on a non-conducting platform, of nominal size 1 m by 1.5 m, raised 80 cm above the reference ground plane. The wall of screened room shall be located 40 cm to the rear of the EUT. Other surfaces of tabletop or floor standing EUT shall be at least 80 cm from any other ground conducting surface including one or more LISNs. For floor-standing device shall be placed under the EUT with a 12 mm insulating material.

Conducted emissions were investigated over the frequency range from 0.15 MHz to 30 MHz using a resolution bandwidth of 9 kHz. The equipment under test (EUT) shall be meet the limits in section 4.1, as applicable, including the average limit and the quasi-peak limit when using respectively, an average detector and quasi-peak detector measured in accordance with the methods described of related standard. When all of peak value were complied with quasi-peak and average limit from 150 kHz to 30 MHz then quasi-peak and average measurement was unnecessary.

The AMN shall be placed 0.8 m from the boundary of the unit under test and bonded to a ground reference plane for AMNs mounted on top of the ground reference plane. This distance is between the closest points of the AMN and the EUT. All other units of the EUT and associated equipment shall be at least 0.8 m from the AMN. If the mains power cable is longer than 1 m then the cable shall be folded back and forth at the centre of the lead to form a bundle no longer than 0.4 m. All of interconnecting cables that hang closer than 40 cm to the ground plane shall be folded back and forth in the center forming a bundle 30 cm to 40 cm long. All of EUT and AE shall be separate place more than 0.1 m. All 50Ω ports of the LISN shall be resistively terminated into 50Ω loads when not connected to the measuring instrument.

If the reading of the measuring receiver shows fluctuations close to the limit, the reading shall be observed for at least 15 s at each measurement frequency; the higher reading shall be recorded with the exception of any brief isolated high reading which shall be ignored

4.2. Transmitter Radiated Emissions Measurement

■ Limit

(1) Undesirable emission limits. Except as shown in paragraph (b)(9) of this section, the maximum emissions outside of the frequency bands of operation shall be attenuated in accordance with the following limits:

(a) For transmitters operating in the 5.15-5.25 GHz band: All emissions outside of the 5.15-5.35 GHz band shall not exceed an e.i.r.p. of -27 dBm/MHz.

(b) For transmitters operating in the 5.25-5.35 GHz band: All emissions outside of the 5.15-5.35 GHz band shall not exceed an e.i.r.p. of -27 dBm/MHz.

(c) For transmitters operating in the 5.47-5.725 GHz band: All emissions outside of the 5.47-5.725 GHz band shall not exceed an e.i.r.p. of -27 dBm/MHz.

(d) For transmitters operating in the 5.725-5.85 GHz band:

(i) All emissions shall be limited to a level of -27 dBm/MHz at 75 MHz or more above or below the band edge increasing linearly to 10 dBm/MHz at 25 MHz above or below the band edge, and from 25 MHz above or below the band edge increasing linearly to a level of 15.6 dBm/MHz at 5 MHz above or below the band edge, and from 5 MHz above or below the band edge increasing linearly to a level of 27 dBm/MHz at the band edge.

EIRP (dBm)	Field Strength at 3 m (dBuV/m)
-27	68.3

(2) Limits of Radiated Emission Measurement

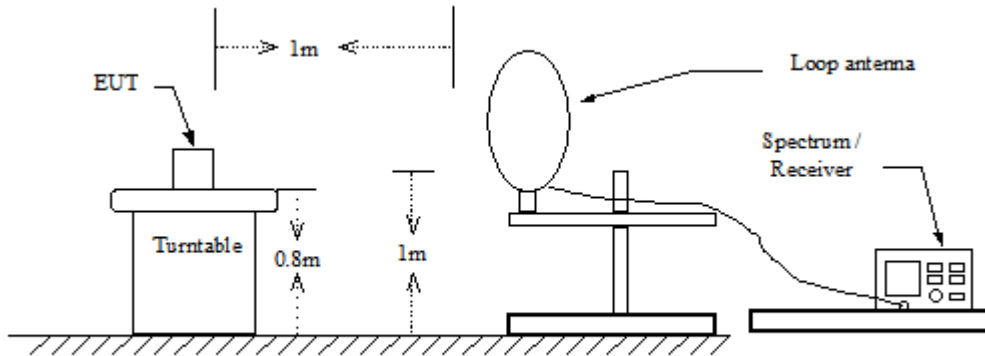
Emissions radiated outside of the specified bands, shall be according to the general radiated limits in 15.209 as following:

Frequency Range (MHz)	Field Strength (microvolts/meter)	Measurement Distance (meters)
0.009 ~ 0.490	2400/F(kHz)	300
0.490 ~ 1.705	24000/F(kHz)	30
1.705 ~ 30.0	30	30
30 ~ 88	10	3
88 ~ 216	150	3
216 ~ 960	200	3
Above 960	500	3

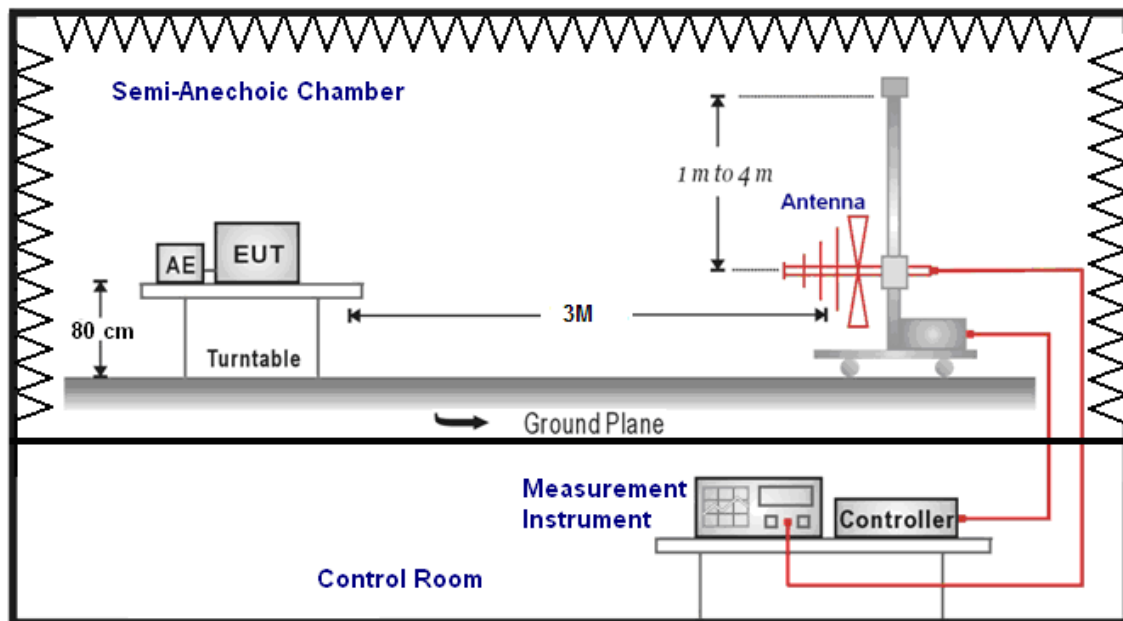
- Note:
1. The lower limit shall apply at the transition frequencies.
 2. Emission level (dBuV/m) = 20 log Emission level (uV/m).
 3. As shown in 15.35(b), for frequencies above 1000 MHz, the field strength limits are based on average detector, however, the peak field strength of any emission shall not exceed the maximum permitted average limits, specified above by more than 20 dB under any condition of modulation.

■ Setup

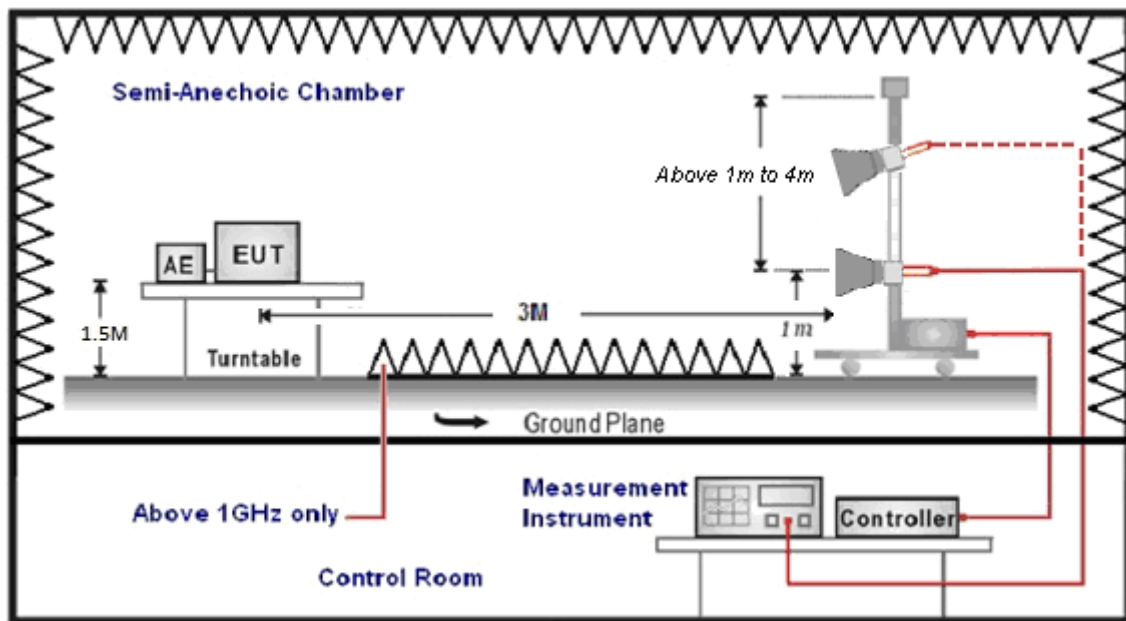
9 kHz ~ 30 MHz



30 MHz ~ 1 GHz



Above 1 GHz



■ Test Procedure

Final radiation measurements were made on a three-meter, Semi Anechoic Chamber. The EUT system was placed on a nonconductive turntable which is 0.8 or 1.5 meters height (below 1 GHz use 0.8 m turntable / above 1 GHz use 1.5 m turntable), top surface 1.0 x 1.5 meter. The spectrum was examined from 250 MHz to 2.5 GHz in order to cover the whole spectrum below 10th harmonic which could generate from the EUT. During the test, EUT was set to transmit continuously & Measurements spectrum range from 9 kHz to 40 GHz is investigated.

For measurements below 30 MHz the resolution bandwidth is set to 10 kHz for peak detection measurements or 9 kHz for quasi-peak detection measurements. The video bandwidth is 3 times of the resolution bandwidth.

For measurements below 1 GHz the resolution bandwidth is set to 100 kHz for peak detection measurements or 120 kHz for quasi-peak detection measurements. Peak detection is used unless otherwise noted as quasi-peak.

For restricted measurements above 1 GHz the resolution bandwidth is set to 1 MHz, and then the video bandwidth is set to 3 MHz for peak measurements and 10 Hz for average measurements when Duty cycle > 0.98 / 1/T for average measurements when Duty cycle < 0.98.

For out of band measurements above 1 GHz the resolution bandwidth is set to 1 MHz, and then the video bandwidth is set to 3 MHz for peak measurements.

A nonconductive material surrounded the EUT to supporting the EUT for standing on three orthogonal planes. At each condition, the EUT was rotated 360 degrees, and the antenna was raised and lowered from one to four meters to find the maximum emission levels. Measurements were taken using both horizontal and vertical antenna polarization. SCHWARZBECK MESS-ELEKTRONIK Trilog-Broadband Antenna at 3 Meter and the ETS-Lindgren Double-Ridged Waveguide Horn antenna Schwarzbeck Mess-Elektronik Broadband Horn Antenna was used in frequencies 1 – 40 GHz at a distance of 3 meter. The antenna at an angle toward the source of the emission. All test results were extrapolated to equivalent signal at 3 meters utilizing an inverse linear distance extrapolation Factor (20 dB/decade).

For testing above 1 GHz, the emission level of the EUT in peak mode was 20 dB lower than average limit (that means the emission level in peak mode also complies with the limit in average mode), then testing will be stopped and peak values of EUT will be reported, otherwise, the emissions will be measured in average mode again and reported.

Appropriate preamplifiers were used for improving sensitivity and precautions were taken to avoid overloading or desensitizing the spectrum analyzer. No post – detector video filters were used in the test.

The spectrum analyzer's 6 dB bandwidth was set to 1 MHz, and the analyzer was operated in the peak detection mode, for frequencies both below and up 1 GHz. The average levels were obtained by subtracting the duty cycle correction factor from the peak readings.

The following procedures were used to convert the emission levels measured in decibels referenced to 1 microvolt (dBuV) into field intensity in micro volts per meter (uV/m).

The actual field intensity in decibels referenced to 1 microvolt in to field intensity in micro volts per meter (dBuV/m).

Data of measurement within this frequency range without mark in the table above means the reading of emissions are attenuated more than 20 dB below the permissible limits or the field strength is too small to be measured.

The actual field is intensity in referenced to 1 microvolt per meter (dBuV/m) is determined by algebraically adding the measured reading in dBuV, the antenna factor (dB), and cable loss (dB) and Subtracting the gain of preamplifier (dB) is auto calculate in spectrum analyzer.

$$(1) \text{ Amplitude (dBuV/m) = FI (dBuV) +AF (dBuV) +CL (dBuV)-Gain (dB)}$$

FI= Reading of the field intensity.

AF= Antenna factor.

CL= Cable loss.

P.S Amplitude is auto calculate in spectrum analyzer.

$$(2) \text{ Actual Amplitude (dBuV/m) = Amplitude (dBuV)-Dis(dB)}$$

The FCC specified emission limits were calculated according the EUT operating frequency and by following linear interpolation equations:

(a) For fundamental frequency : Transmitter Output < +30 dBm

(b) For spurious frequency : Spurious emission limits = fundamental emission limit /10

Measuring Instruments and setting

The following table is the setting of spectrum analyzer and receiver.

Spectrum Parameter	Setting
Attenuation	Auto
Start Frequency	1000 MHz
Stop Frequency	40 GHz
RBW/VBW(Emission in restricted band)	1 MHz / 3 MHz for Peak 1 MHz / (1/T) for Average
RBW/VBW(Emission in non-restricted band)	1 MHz / 3 MHz for Peak

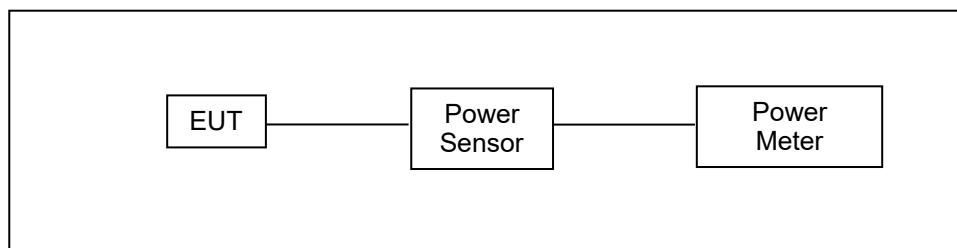
4.3. Maximum Conducted Output Power and Transmit power control Measurement

■ **Limit**

Frequency Range (MHz)	FCC Maximum Conducted Output Power Limit
	Master
5.150 ~ 5.250 GHz	The lesser of 1 W (30 dBm)
5.250 ~ 5.350 GHz	The lesser of 250 mW (24 dBm) or 11 dBm + 10 log (B)
5.470 ~ 5.725 GHz	The lesser of 250 mW (24 dBm) or 11 dBm + 10 log (B)
5.725 ~ 5.850 GHz	The lesser of 1 W (30 dBm)

According FCC KDB 662911 D01 v02r01 – for power measurements on IEEE802.11 devices,

■ **Test Setup**



■ **Test Procedure**

The test is performed in accordance with ANSI C63.10:2013 section 12.3.3.2, Guidelines for Compliance Testing of Unlicensed National Information Infrastructure (U-NII) Devices

Section (E) Maximum Conducted Output Power

3. Measurement using a Power Meter (PM)

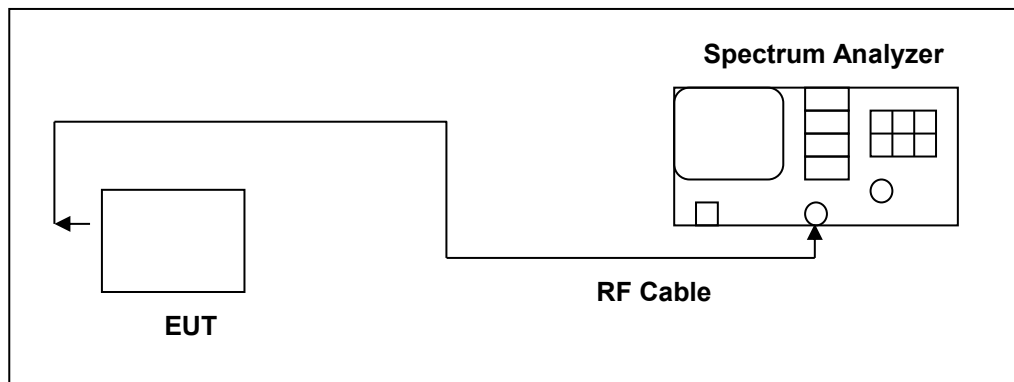
b) Method PM-G (Measurement using a gated RF average power meter)

4.4. 26 dB RF Bandwidth Measurement

■ **Limit**

N/A

■ **Test Setup**



■ **Test Procedure**

The test is performed in accordance with ANSI C63.10:2013 section 12.4.1, Guidelines for Compliance Testing of Unlicensed National Information Infrastructure (U-NII) Devices - Part 15, Subpart E.

Spectrum Parameter	Setting
Attenuation	Auto
Span Frequency	>26 dB Bandwidth
RBW	Approximately 1 % of the emission bandwidth
VBW	VBW > RBW
Detector	Peak
Trace	Max Hold
Sweep Time	Auto

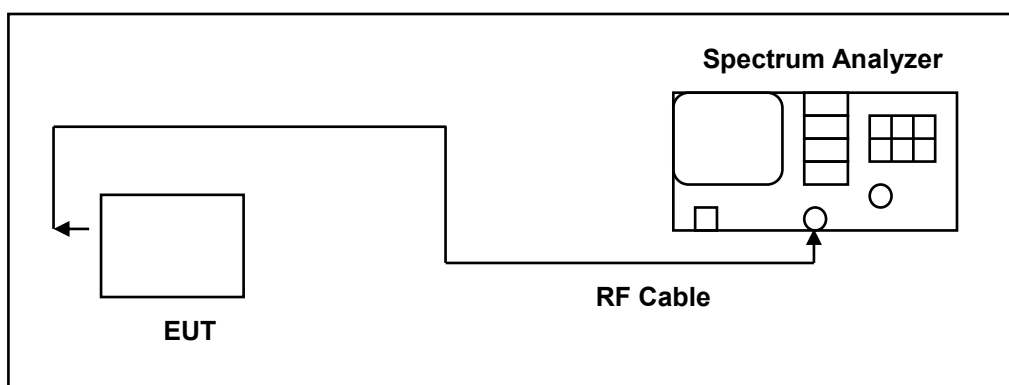
4.5. 6 dB RF Bandwidth Measurement

■ Limit

6 dB RF Bandwidth

Systems using digital modulation techniques may operate in the 5725~5825 MHz bands. The minimum 6 dB bandwidth shall be at least 500 kHz.

■ Test Setup



■ Test Procedure

6 dB RF Bandwidth

The EUT tested to UNII test procedure of ANSI C63.10:2013 section 6.9.2 for compliance to FCC 47CFR 15.407 requirements.

The antenna port of the EUT was connected to the input of a spectrum analyzer. Analyzer RES BW was set to 100 kHz. For each RF output channel investigated, the spectrum analyzer center frequency was set to the channel carrier. A peak output reading was taken, a DISPLAY line was drawn 6 dB lower than peak level. The 6 dB bandwidth was determined from where the channel output spectrum intersected the display line.

The test was performed at 3 channels.

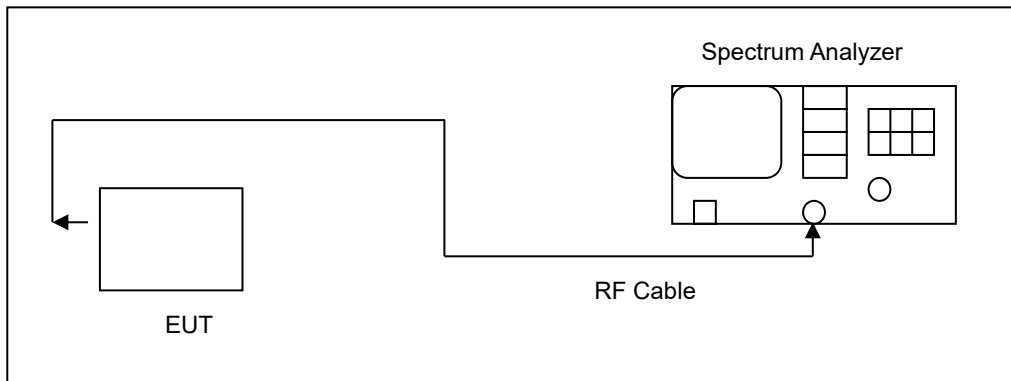
4.6. Maximum Power Spectral Density Measurement

■ Limit

Frequency Range (MHz)	FCC Limit
	Master
5.150 ~ 5.250 GHz	17 dBm/MHz
5.250 ~ 5.350 GHz	11 dBm/MHz
5.470 ~ 5.725 GHz	11 dBm/MHz
5.725 ~ 5.850 GHz	30 dBm/500 kHz

According FCC KDB 662911 D01 v02r01 – for power spectral density measurements on IEEE802.11 devices,

■ Test Setup



■ Test Procedure

The test is performed in accordance with ANSI C63.10:2013 section 12.5, Guidelines for Compliance Testing of Unlicensed National Information Infrastructure (U-NII) Devices - Part 15, Subpart E.

Spectrum Parameter	Setting
Attenuation	Auto
Span Frequency	Encompass the entire emissions bandwidth (EBW) of the signal
RBW	1 MHz (5725 ~ 5850 MHz use 100 kHz)
VBW	3 MHz (5725 ~ 5850 MHz use 300 kHz)
Detector	RMS
Trace	AVERAGE
Sweep Time	Auto
Trace Average	100 times

Note: If measurement bandwidth of Maximum PSD is specified in 500 kHz, add $10 \log(500 \text{ kHz}/100 \text{ kHz})$ to the measured result.

4.7. Automatically discontinue transmission

The device shall automatically discontinue transmission in case of either absence of information to transmit or operational failure. These provisions are not intended to preclude the transmission of control or signalling information or the use of repetitive codes used by certain digital technologies to complete frame or burst intervals. Applicants shall include in their application for equipment authorization a description of how this requirement is met.

- **Declare**

While the EUT is not transmitting any information, the EUT can automatically discontinue transmission and become standby mode for power saving.

The EUT can detect the controlling signal of ACK message transmitting from remote device and verify whether it shall resend or discontinue transmission.

4.8. Antenna Requirement

- **Requirement**

For intentional device, according to 15.203, an intentional radiator shall be designed to ensure that no antenna other than that furnished by the responsible party shall be used with the device.

And According to 15.407 (a), if transmitting antennas of directional gain greater than 6 dBi are used, the power shall be reduced by the amount in dB that the directional gain of the antenna exceeds 6 dBi.

- **Antenna Connector Construction**

See section 2 – antenna information.

■ Directional Gain Calculated
SISO 1x1

Test mode	Band	Transmission Type	Antenna				Directional Gain for Power (dBi)	Directional Gain for PSD (dBi)	Power Limit Reduction (dB)	PSD Limit Reduction (dB)
			ANT-0 (dBi)	ANT-1 (dBi)	ANT-2 (dBi)	ANT-3 (dBi)				
802.11a	Band 1	ANT-0	3.60	-	-	-	3.60	3.60	0.00	0.00
	Band 2-A		3.50	-	-	-	3.50	3.50	0.00	0.00
	Band 2-C		4.20	-	-	-	4.20	4.20	0.00	0.00
	Band 3		4.30	-	-	-	4.30	4.30	0.00	0.00
802.11n HT20 802.11n HT40 802.11ac VHT20 802.11ac VHT40 802.11ac VHT80 802.11ax HE20 802.11ax HE40 802.11ax HE80	Band 1	ANT-0	3.60	-	-	-	3.60	3.60	0.00	0.00
	Band 2-A		3.50	-	-	-	3.50	3.50	0.00	0.00
	Band 2-C		4.20	-	-	-	4.20	4.20	0.00	0.00
	Band 3		4.30	-	-	-	4.30	4.30	0.00	0.00

MIMO 4x4

Test mode	Band	Transmission Type	Antenna				Directional Gain for Power (dBi)	Directional Gain for PSD (dBi)	Power Limit Reduction (dB)	PSD Limit Reduction (dB)
			ANT-0 (dBi)	ANT-1 (dBi)	ANT-2 (dBi)	ANT-3 (dBi)				
802.11a	Band 1	CDD	3.60	2.90	2.30	2.40	3.60	4.32	0.00	0.00
	Band 2-A		3.50	3.40	2.30	2.90	3.50	4.90	0.00	0.00
	Band 2-C		4.20	4.30	3.20	3.10	4.30	3.78	0.00	0.00
	Band 3		4.30	4.30	3.30	2.00	4.30	4.20	0.00	0.00
802.11n HT20 802.11n HT40 802.11ac VHT20 802.11ac VHT40 802.11ac VHT80 802.11ax HE20 802.11ax HE40 802.11ax HE80	Band 1	CDD	3.60	2.90	2.30	2.40	3.60	4.32	0.00	0.00
	Band 2-A		3.50	3.40	2.30	2.90	3.50	4.90	0.00	0.00
	Band 2-C		4.20	4.30	3.20	3.10	4.30	3.78	0.00	0.00
	Band 3		4.30	4.30	3.30	2.00	4.30	4.20	0.00	0.00

Directional gain (Power)= GANT

Directional gain (PSD)= Array Gain

Beamforming on MIMO 4x4

Test mode	Band	Transmission Type	Antenna				Directional Gain for Power (dBi)	Directional Gain for PSD (dBi)	Power Limit Reduction (dB)	PSD Limit Reduction (dB)
			ANT-0 (dBi)	ANT-1 (dBi)	ANT-2 (dBi)	ANT-3 (dBi)				
802.11n HT20 802.11n HT40 802.11ac VHT20 802.11ac VHT40 802.11ac VHT80 802.11ax HE20 802.11ax HE40 802.11ax HE80	Band 1	MIMO	3.60	2.90	2.30	2.40	7.92	7.92	1.92	1.92
	Band 2-A		3.50	3.40	2.30	2.90	8.40	8.40	2.40	2.40
	Band 2-C		4.20	4.30	3.20	3.10	8.08	8.08	2.08	2.08
	Band 3		4.30	4.30	3.30	2.00	8.50	8.50	2.50	2.50

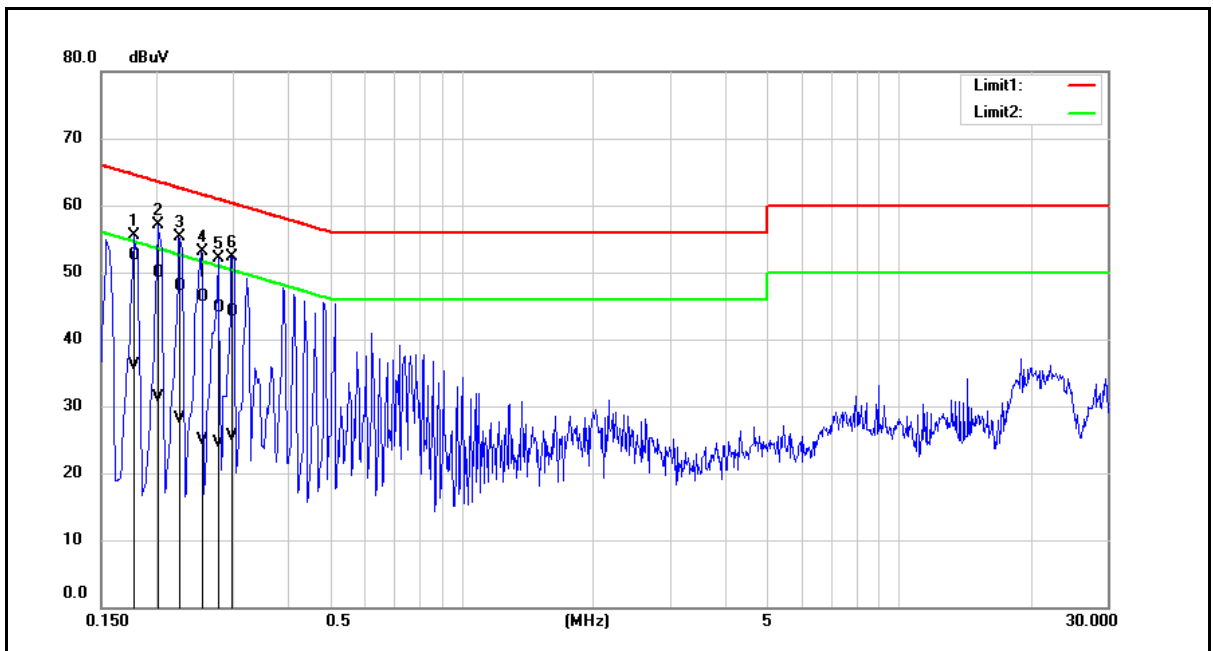
Directional gain (Power)= GANT + Array Gain

Directional gain (PSD)= GANT + Array Gain

5 Test Results

5.1. Conducted Emission

Standard:	Part 15.407	Line:	L1
Test item:	Conducted Emission	Power:	AC 120 V/60 Hz
Test Mode:	Transmit mode		
Description:			

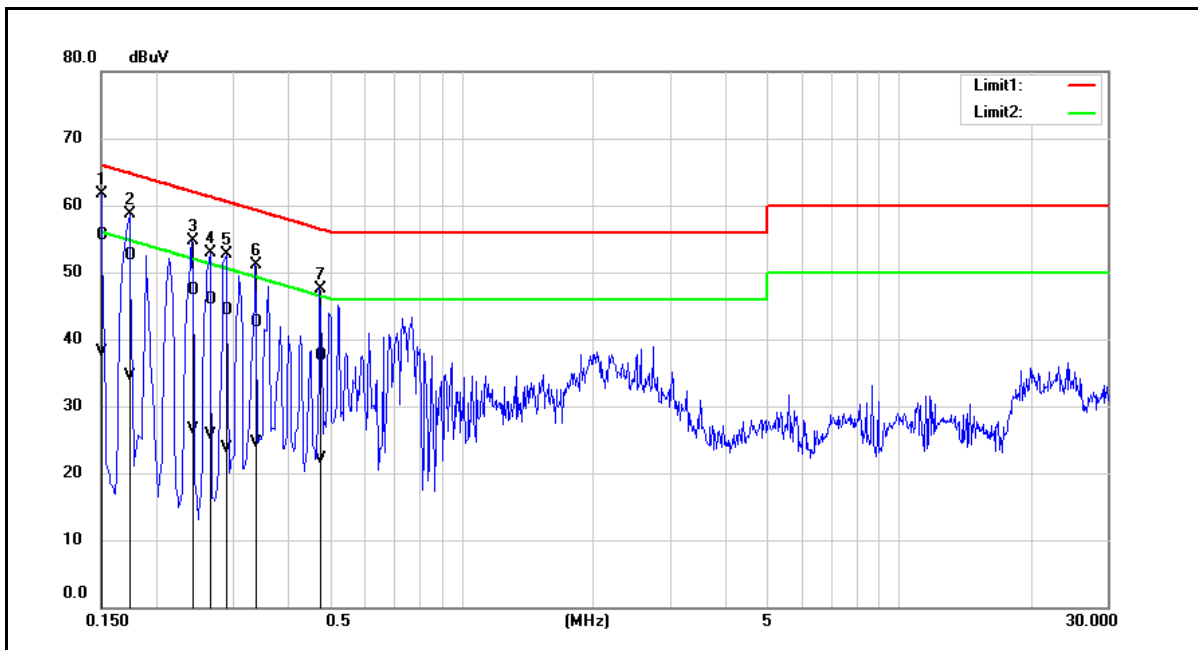


No.	Frequency (MHz)	QP reading (dBuV)	AVG reading (dBuV)	Correction factor (dB)	QP result (dBuV)	AVG result (dBuV)	QP limit (dBuV)	AVG limit (dBuV)	QP margin (dB)	AVG margin (dB)	Remark
1	0.1780	42.99	26.58	9.54	52.53	36.12	64.58	54.58	-12.05	-18.46	Pass
2	0.2020	40.46	21.80	9.54	50.00	31.34	63.53	53.53	-13.53	-22.19	Pass
3	0.2260	38.38	18.58	9.54	47.92	28.12	62.60	52.60	-14.68	-24.48	Pass
4	0.2540	36.71	15.42	9.54	46.25	24.96	61.63	51.63	-15.38	-26.67	Pass
5	0.2780	35.08	14.93	9.54	44.62	24.47	60.88	50.88	-16.26	-26.41	Pass
6	0.2980	34.54	16.02	9.54	44.08	25.56	60.30	50.30	-16.22	-24.74	Pass

Note: 1. Result (dBuV) = Correction factor (dB) + Reading(dBuV).

2. Correction factor (dB) = Cable loss (dB) + L.I.S.N. factor (dB).

Standard:	Part 15.407	Line:	N
Test item:	Conducted Emission	Power:	AC 120 V/60 Hz
Test Mode:	Transmit mode		
Description:			



No.	Frequency (MHz)	QP reading (dBuV)	AVG reading (dBuV)	Correction factor (dB)	QP result (dBuV)	AVG result (dBuV)	QP limit (dBuV)	AVG limit (dBuV)	QP margin (dB)	AVG margin (dB)	Remark
1	0.1500	45.84	28.54	9.60	55.44	38.14	66.00	56.00	-10.56	-17.86	Pass
2	0.1740	42.87	24.81	9.60	52.47	34.41	64.77	54.77	-12.30	-20.36	Pass
3	0.2420	37.66	16.97	9.60	47.26	26.57	62.03	52.03	-14.77	-25.46	Pass
4	0.2660	36.34	16.01	9.60	45.94	25.61	61.24	51.24	-15.30	-25.63	Pass
5	0.2900	34.69	14.16	9.60	44.29	23.76	60.52	50.52	-16.23	-26.76	Pass
6	0.3380	32.85	14.94	9.60	42.45	24.54	59.25	49.25	-16.80	-24.71	Pass
7	0.4740	27.89	12.40	9.61	37.50	22.01	56.44	46.44	-18.94	-24.43	Pass

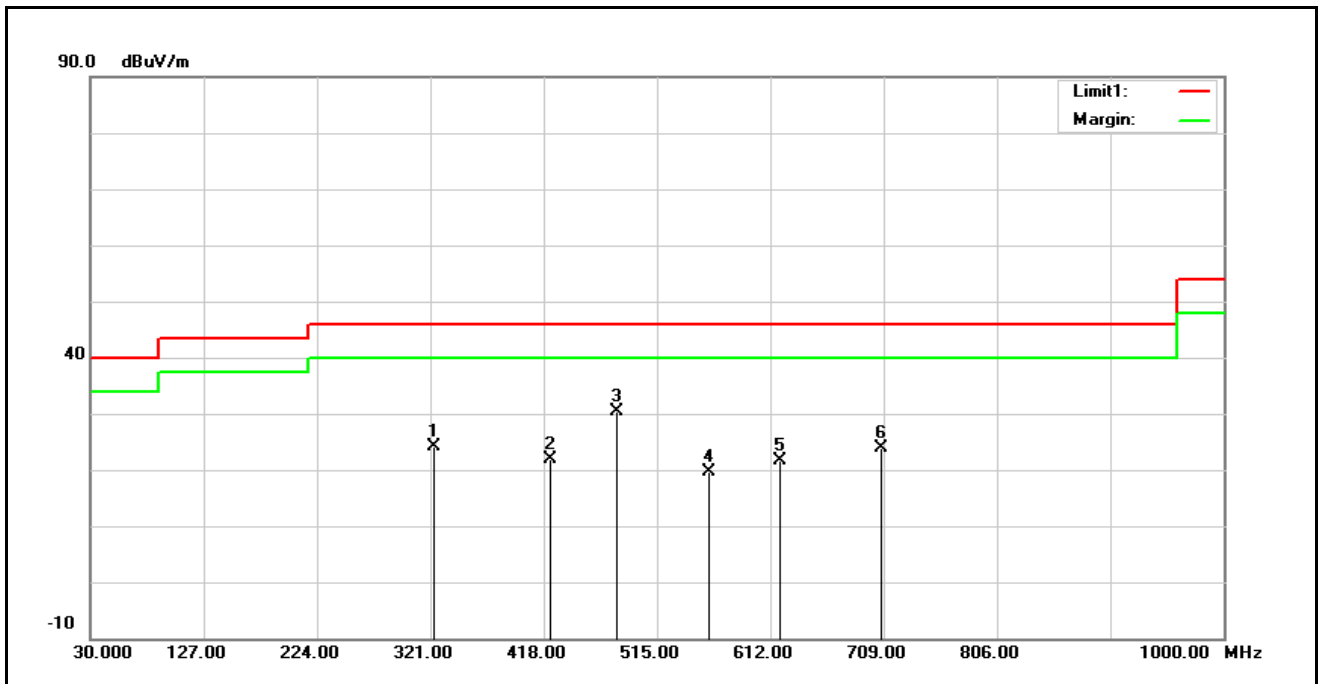
Note: 1. Result (dBuV) = Correction factor (dB) + Reading(dBuV).

2. Correction factor (dB) = Cable loss (dB) + L.I.S.N. factor (dB).

5.2. Radiated Emission Measurement

Below 1 GHz

Standard:	Part 15.407	Test Site:	966 Chamber
Polarization:	Horizontal		
Test Mode:	Transmit mode		
Remark:			



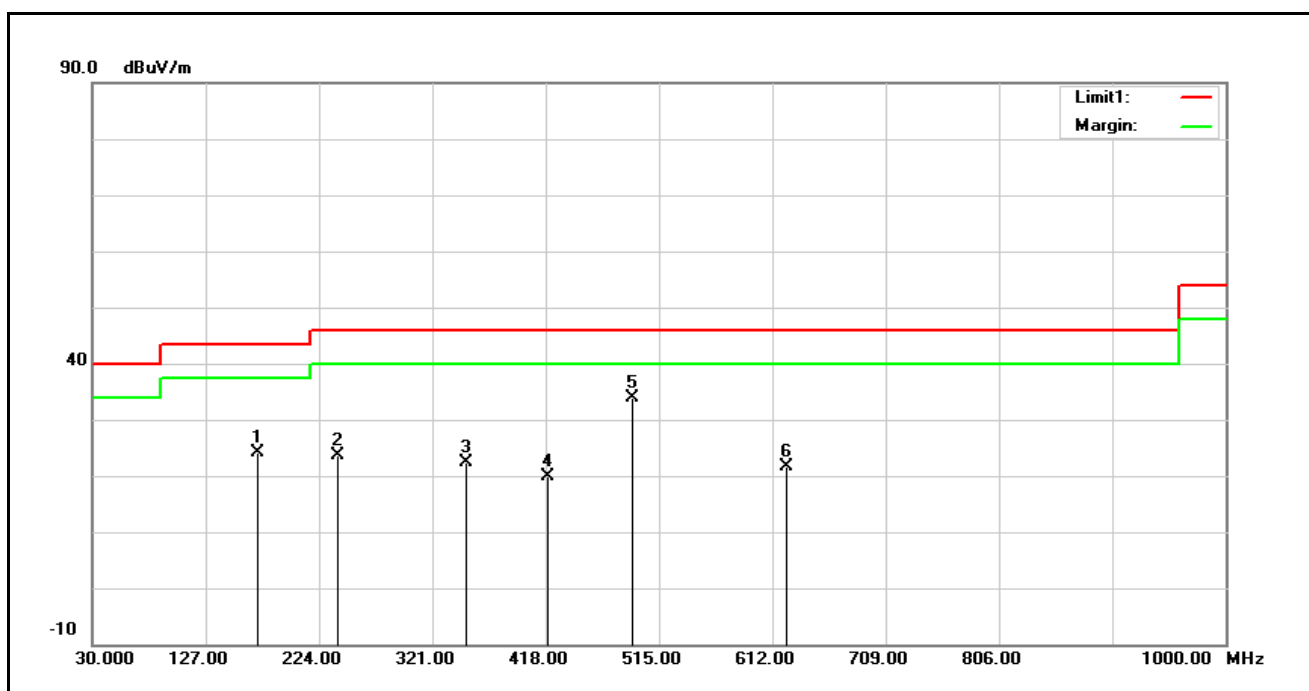
No.	Frequency (MHz)	Reading (dBuV)	Correction (dB/m)	Result (dBuV/m)	Limit (dBuV/m)	Margin (dB)	Remark
1	323.9100	46.66	-22.42	24.24	46.00	-21.76	QP
2	423.8200	41.56	-19.61	21.95	46.00	-24.05	QP
3*	481.0500	48.62	-18.35	30.27	46.00	-15.73	QP
4	559.6200	36.52	-16.79	19.73	46.00	-26.27	QP
5	620.7300	37.29	-15.65	21.64	46.00	-24.36	QP
6	707.0600	38.03	-14.24	23.79	46.00	-22.21	QP

Note:1.Result (dBuV/m) = Correct Factor (dB/m) + Reading(dBuV).

2.Correction factor (dB/m) = Antenna Factor (dB/m) + Cable loss (dB) – Pre-Amplifier gain (dB).

3.When the peak results are less than average limit, so not need to evaluate the average.

Standard:	Part 15.407	Test Site:	966 Chamber
Polarization:	Vertical		
Test Mode:	Transmit mode		
Remark:			



No.	Frequency (MHz)	Reading (dBuV)	Correction (dB/m)	Result (dBuV/m)	Limit (dBuV/m)	Margin (dB)	Remark
1	171.6200	48.20	-24.11	24.09	43.50	-19.41	QP
2	240.4900	48.37	-24.80	23.57	46.00	-22.43	QP
3	350.1000	44.19	-21.69	22.50	46.00	-23.50	QP
4	419.9400	39.70	-19.71	19.99	46.00	-26.01	QP
5*	492.6900	52.10	-18.14	33.96	46.00	-12.04	QP
6	623.6400	37.25	-15.64	21.61	46.00	-24.39	QP

Note:1.Result (dBuV/m) = Correct Factor (dB/m) + Reading(dBuV).

2.Correction factor (dB/m) = Antenna Factor (dB/m) + Cable loss (dB) – Pre-Amplifier gain (dB).

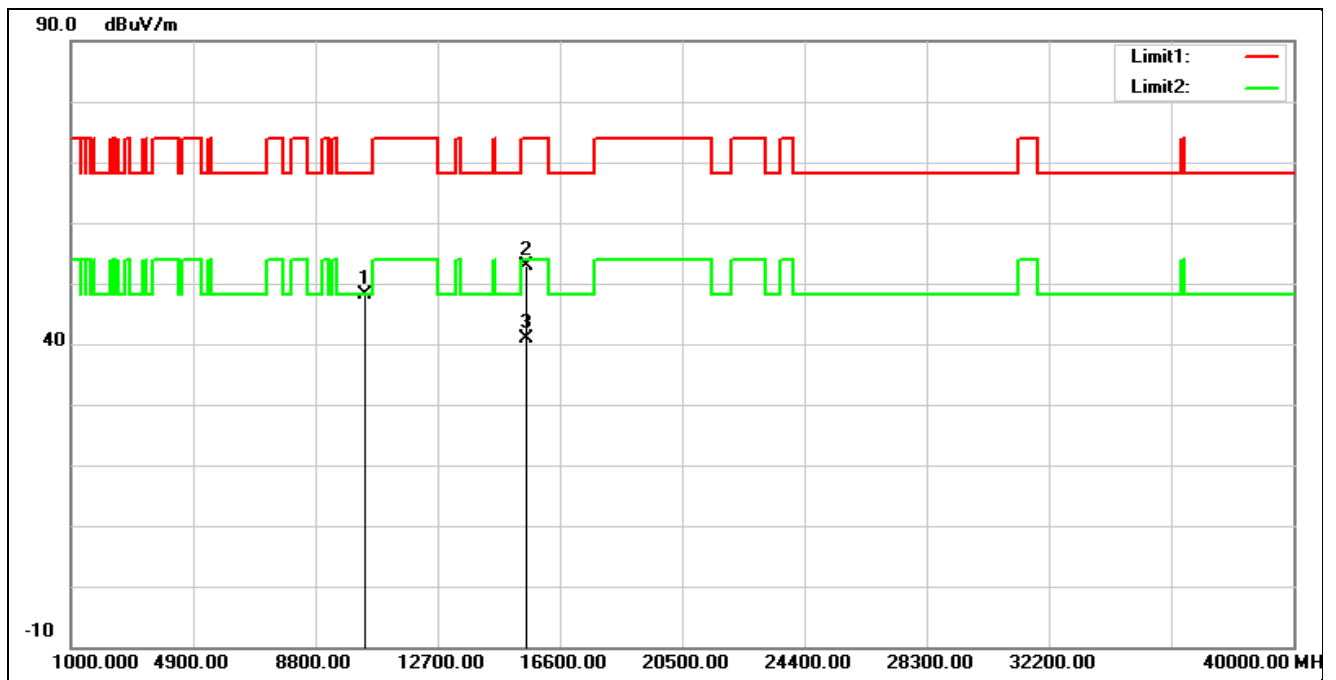
3.When the peak results are less than average limit, so not need to evaluate the average.

1X1

Harmonic

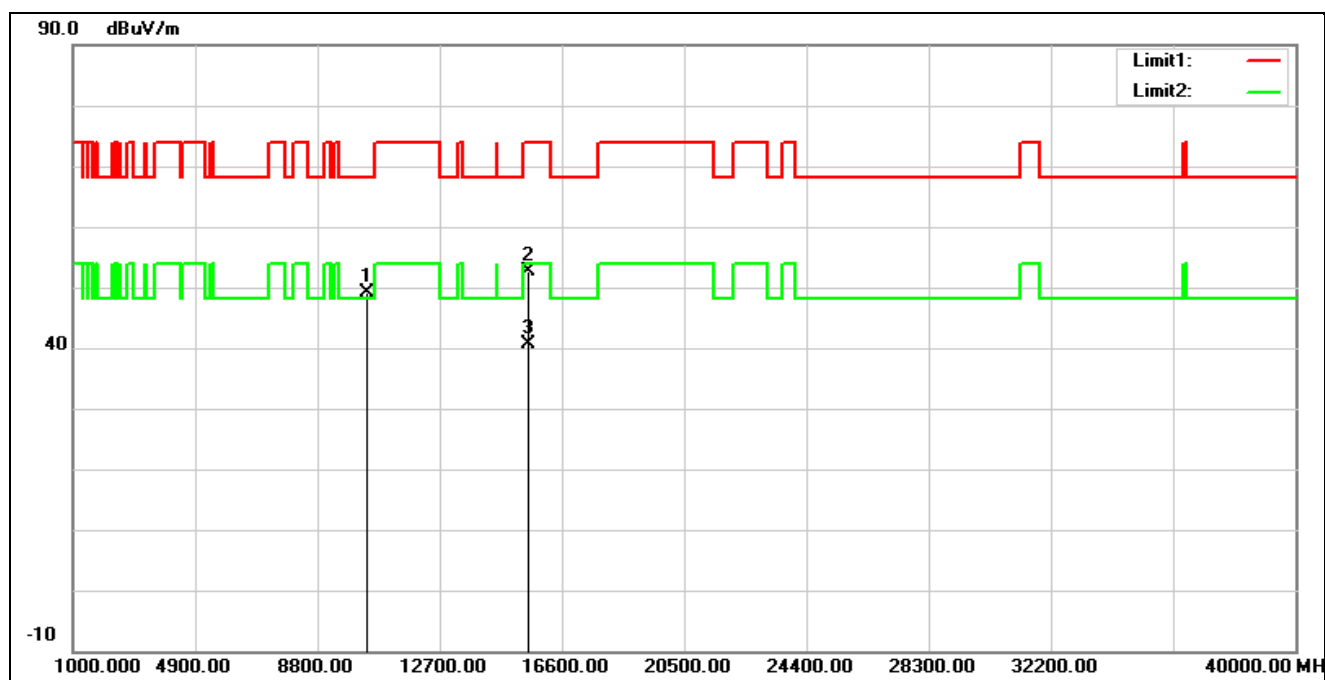
Above 1 GHz

Standard:	Part 15.407	Test Site:	966 Chamber
Polarization:	Horizontal		
Test Mode:	802.11a 5180 MHz		
Remark:			



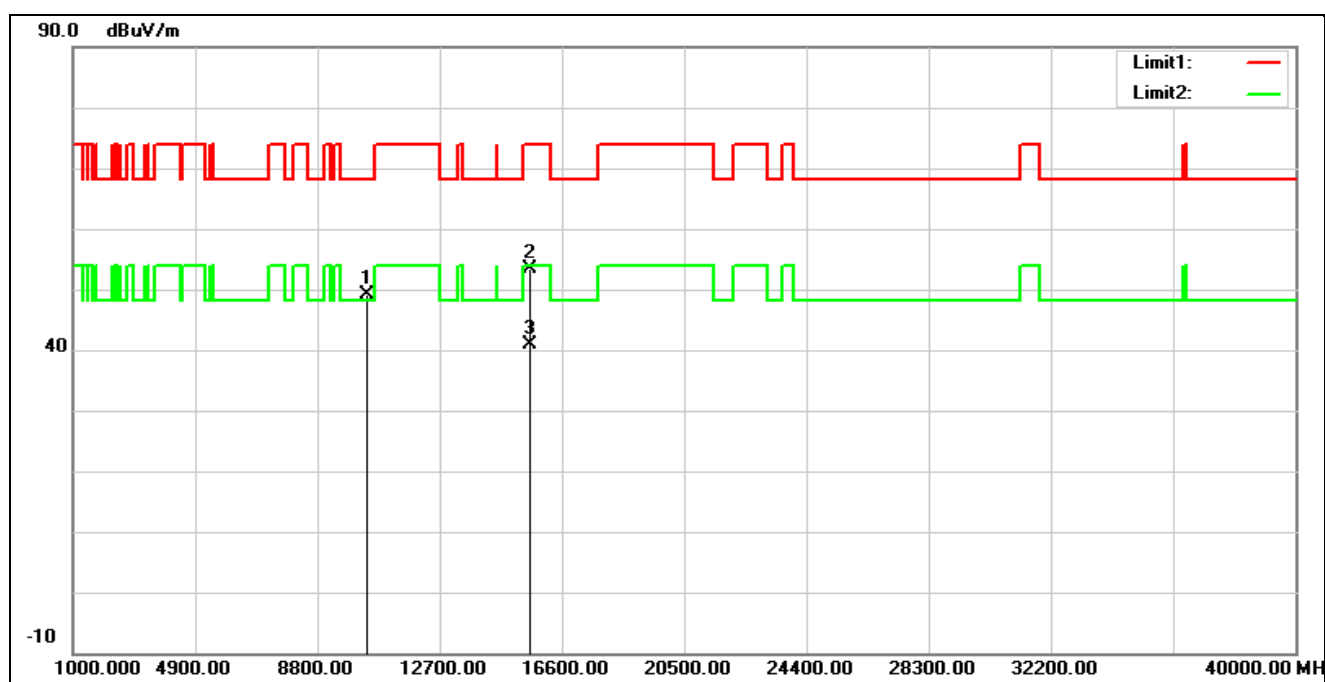
No.	Frequency (MHz)	Reading (dBuV)	Correction (dB/m)	Result (dBuV/m)	Limit (dBuV/m)	Margin (dB)	Remark
1	10360.000	34.08	13.99	48.07	68.20	-20.13	peak
2	15540.000	35.51	17.31	52.82	74.00	-21.18	peak
3*	15540.000	23.61	17.31	40.92	54.00	-13.08	AVG

Standard:	Part 15.407	Test Site:	966 Chamber
Polarization:	Vertical		
Test Mode:	802.11a 5180 MHz		
Remark:			



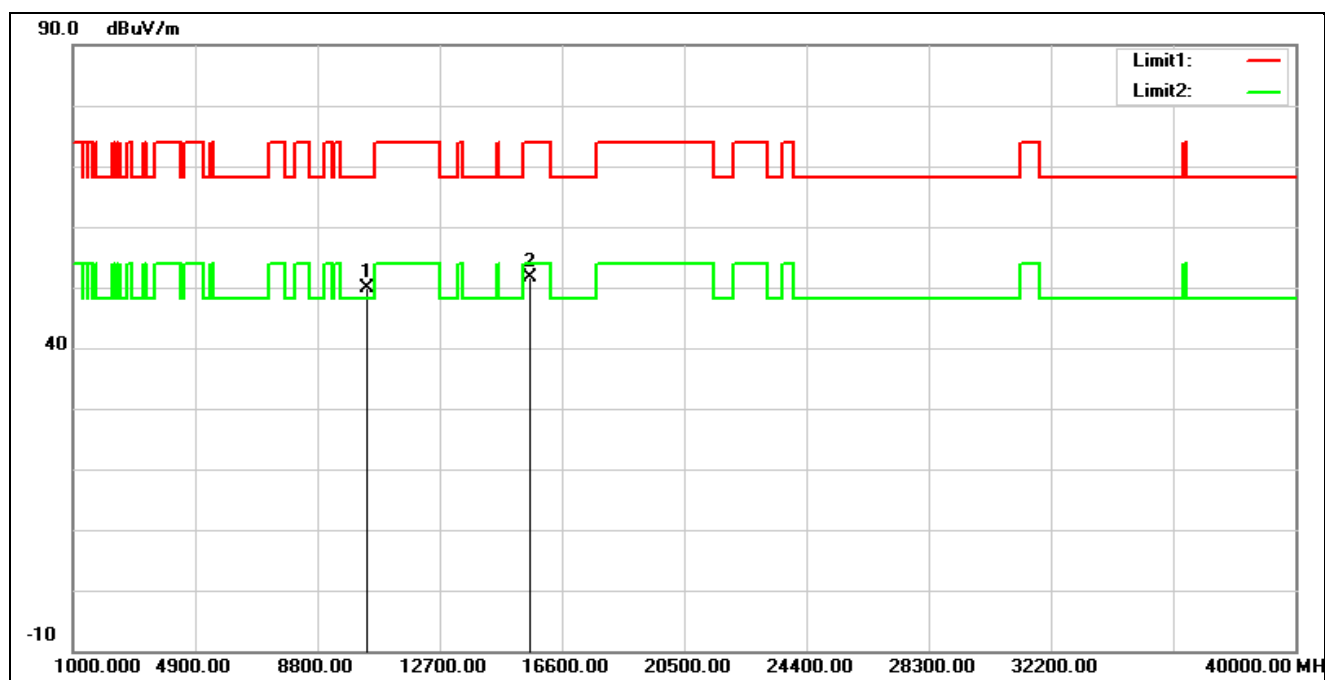
No.	Frequency (MHz)	Reading (dBuV)	Correction (dB/m)	Result (dBuV/m)	Limit (dBuV/m)	Margin (dB)	Remark
1	10360.000	35.25	13.99	49.24	68.20	-18.96	peak
2	15540.000	35.33	17.31	52.64	74.00	-21.36	peak
3*	15540.000	23.43	17.31	40.74	54.00	-13.26	AVG

Standard:	Part 15.407	Test Site:	966 Chamber
Polarization:	Horizontal		
Test Mode:	802.11a 5200 MHz		
Remark:			



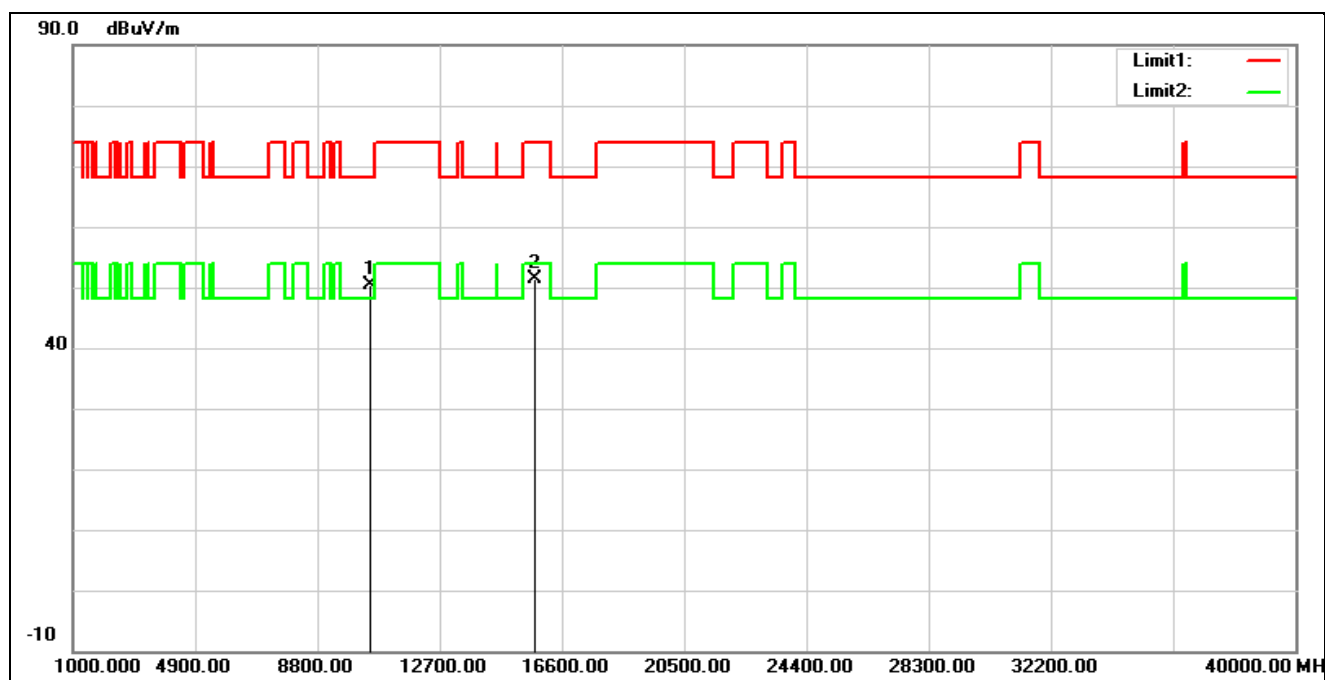
No.	Frequency (MHz)	Reading (dBuV)	Correction (dB/m)	Result (dBuV/m)	Limit (dBuV/m)	Margin (dB)	Remark
1	10400.000	35.09	14.10	49.19	68.20	-19.01	peak
2	15600.000	36.28	17.01	53.29	74.00	-20.71	peak
3*	15600.000	23.77	17.01	40.78	54.00	-13.22	AVG

Standard:	Part 15.407	Test Site:	966 Chamber
Polarization:	Vertical		
Test Mode:	802.11a 5200 MHz		
Remark:			



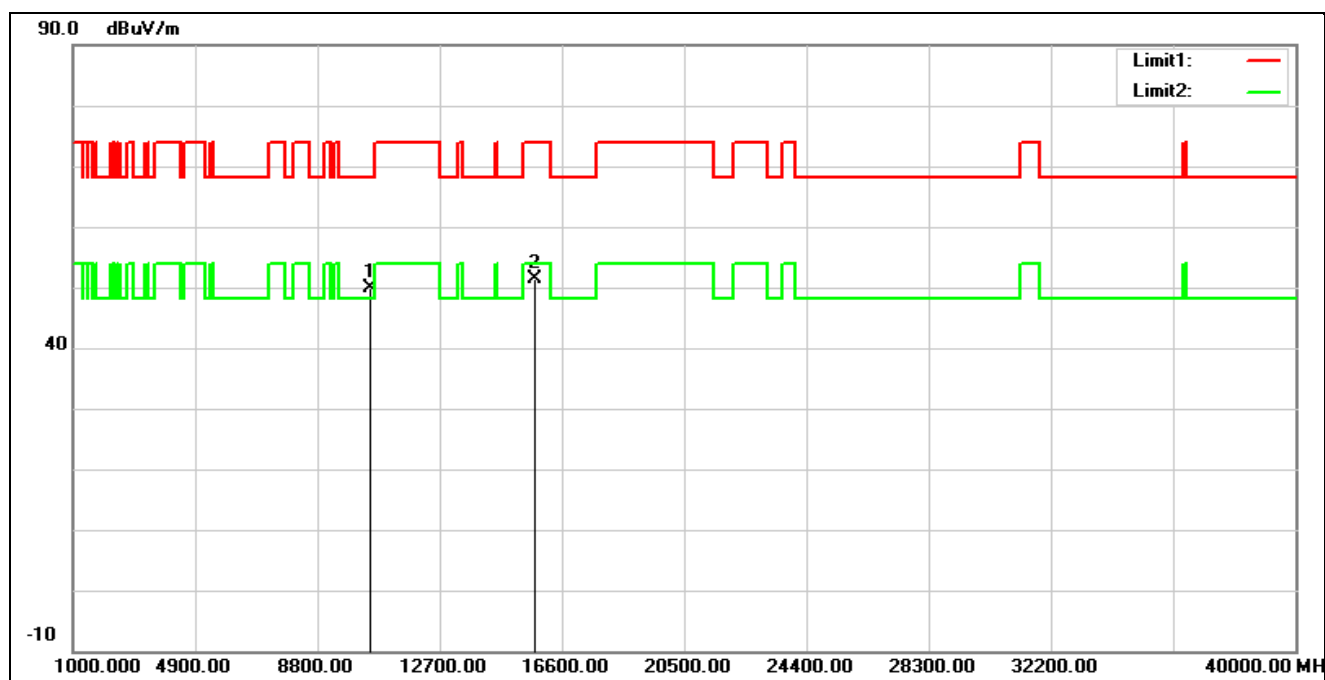
No.	Frequency (MHz)	Reading (dBuV)	Correction (dB/m)	Result (dBuV/m)	Limit (dBuV/m)	Margin (dB)	Remark
1*	10400.000	35.72	14.10	49.82	68.20	-18.38	peak
2	15600.000	34.63	17.01	51.64	74.00	-22.36	peak

Standard:	Part 15.407	Test Site:	966 Chamber
Polarization:	Horizontal		
Test Mode:	802.11a 5240 MHz		
Remark:			



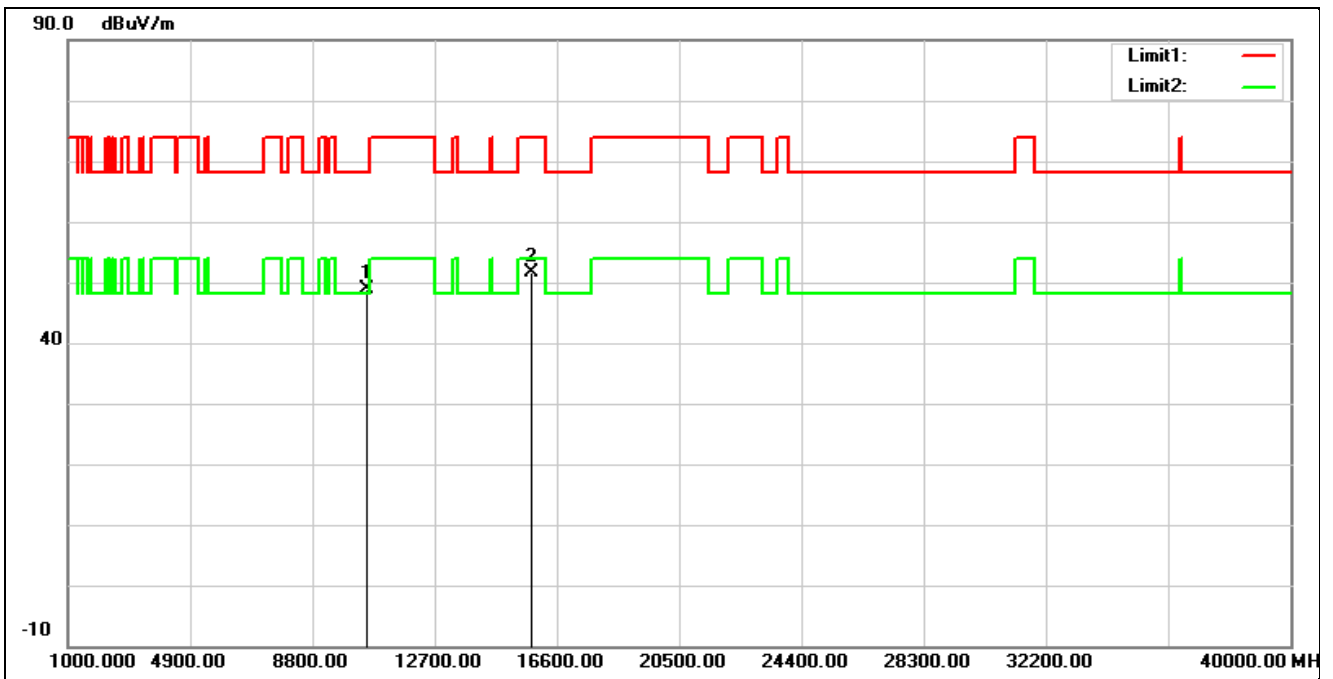
No.	Frequency (MHz)	Reading (dBuV)	Correction (dB/m)	Result (dBuV/m)	Limit (dBuV/m)	Margin (dB)	Remark
1*	10480.000	35.87	14.54	50.41	68.20	-17.79	peak
2	15720.000	34.07	17.34	51.41	74.00	-22.59	peak

Standard:	Part 15.407	Test Site:	966 Chamber
Polarization:	Vertical		
Test Mode:	802.11a 5240 MHz		
Remark:			



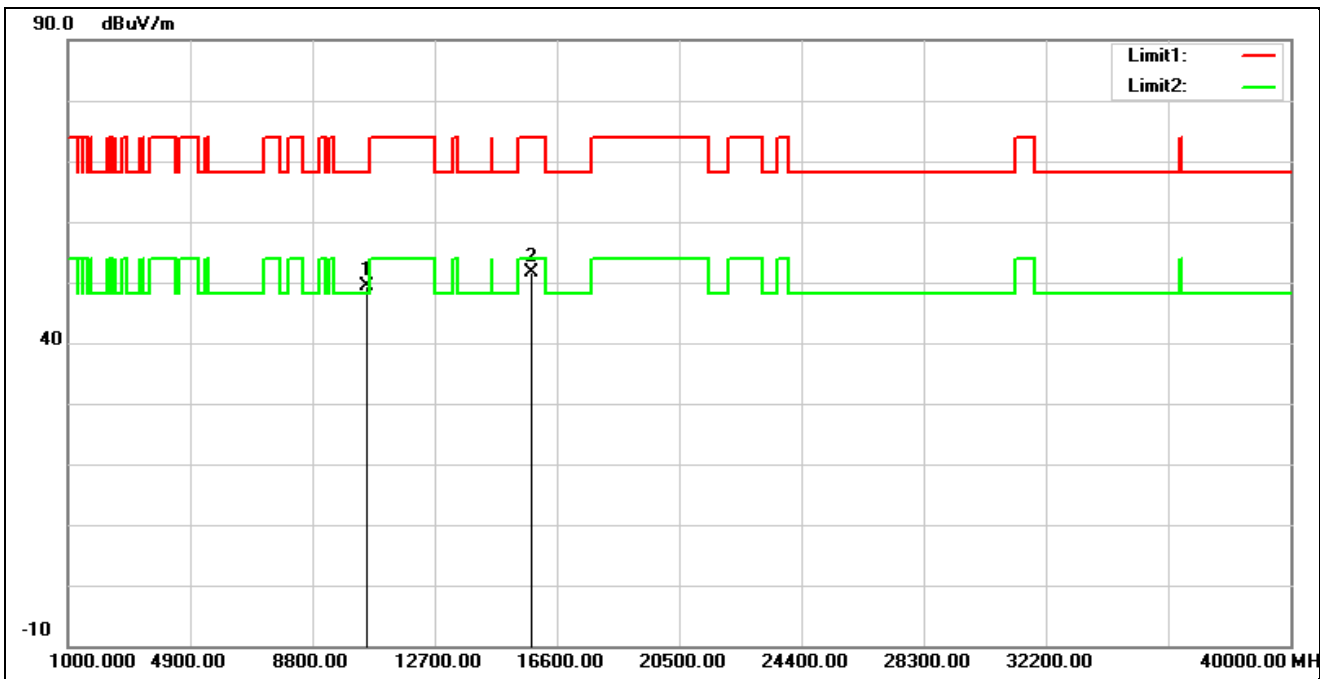
No.	Frequency (MHz)	Reading (dBuV)	Correction (dB/m)	Result (dBuV/m)	Limit (dBuV/m)	Margin (dB)	Remark
1*	10480.000	35.34	14.54	49.88	68.20	-18.32	peak
2	15720.000	34.09	17.34	51.43	74.00	-22.57	peak

Standard:	Part 15.407	Test Site:	966 Chamber
Polarization:	Horizontal		
Test Mode:	802.11a 5260 MHz		
Remark:			



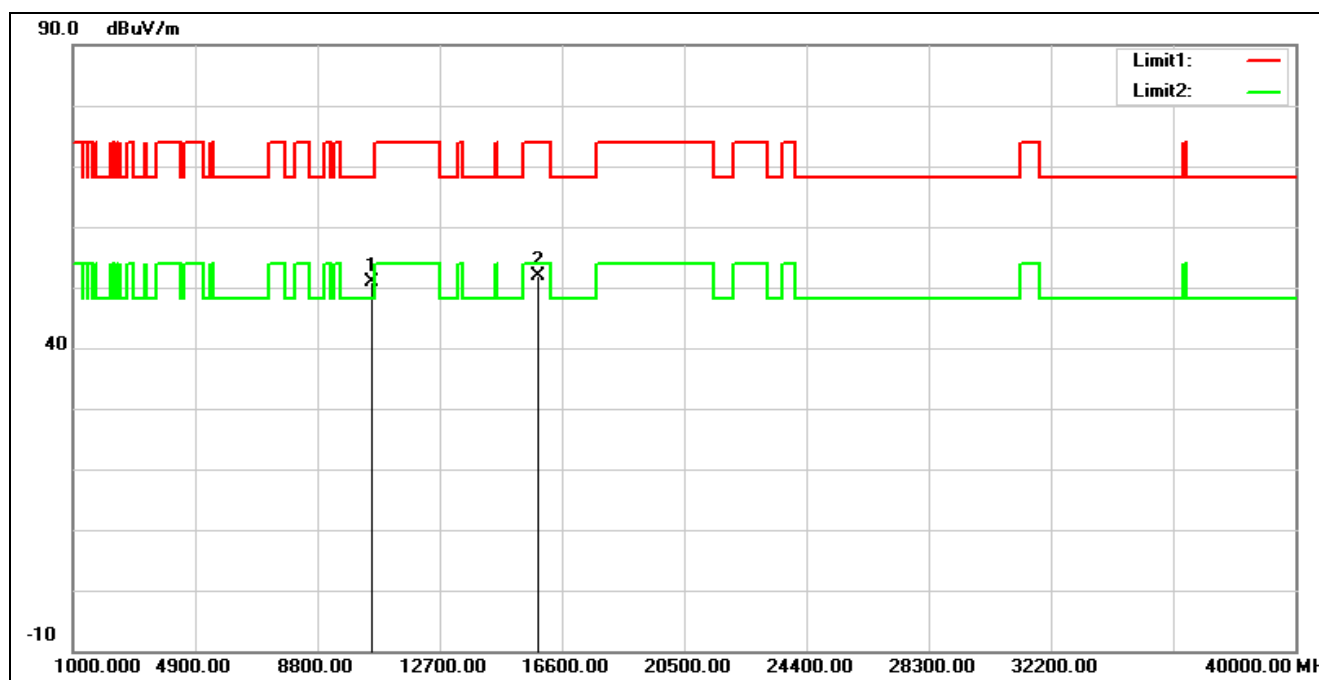
No.	Frequency (MHz)	Reading (dBuV)	Correction (dB/m)	Result (dBuV/m)	Limit (dBuV/m)	Margin (dB)	Remark
1*	10520.000	34.23	14.60	48.83	68.20	-19.37	peak
2	15780.000	34.58	17.10	51.68	74.00	-22.32	peak

Standard:	Part 15.407	Test Site:	966 Chamber
Polarization:	Vertical		
Test Mode:	802.11a 5260 MHz		
Remark:			



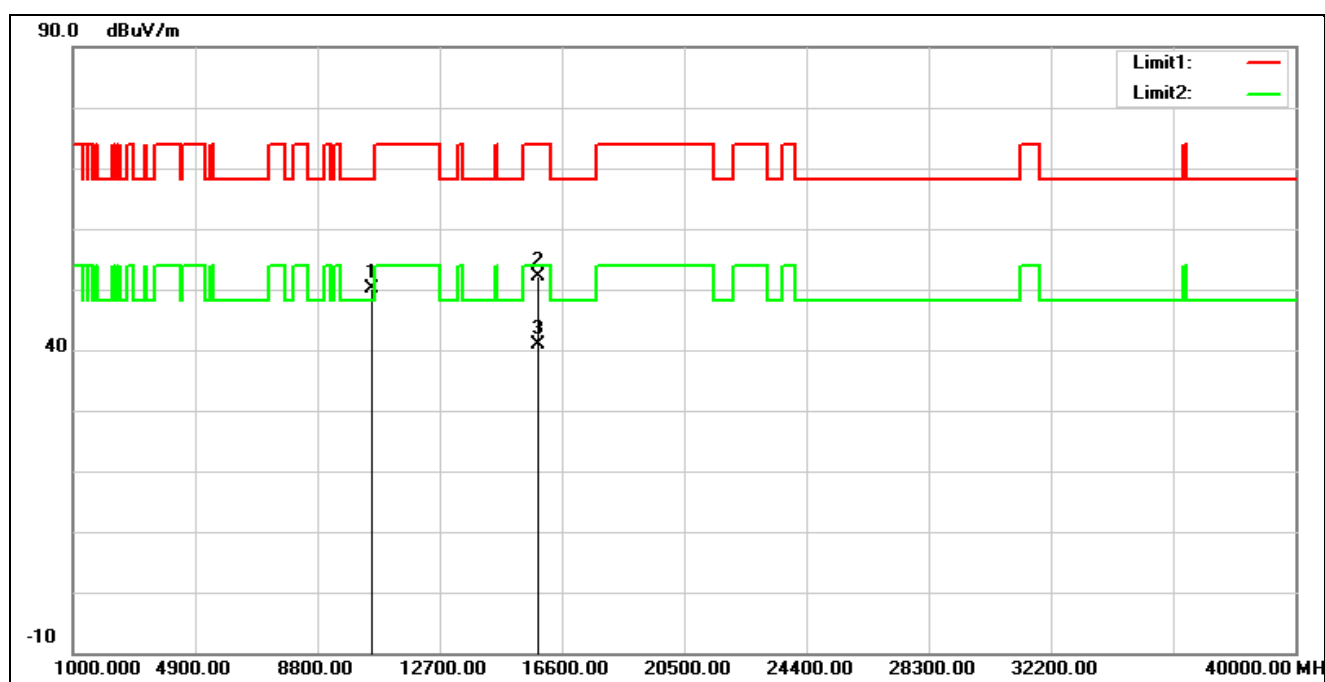
No.	Frequency (MHz)	Reading (dBuV)	Correction (dB/m)	Result (dBuV/m)	Limit (dBuV/m)	Margin (dB)	Remark
1*	10520.000	34.67	14.60	49.27	68.20	-18.93	peak
2	15780.000	34.63	17.10	51.73	74.00	-22.27	peak

Standard:	Part 15.407	Test Site:	966 Chamber
Polarization:	Horizontal		
Test Mode:	802.11a 5280 MHz		
Remark:			



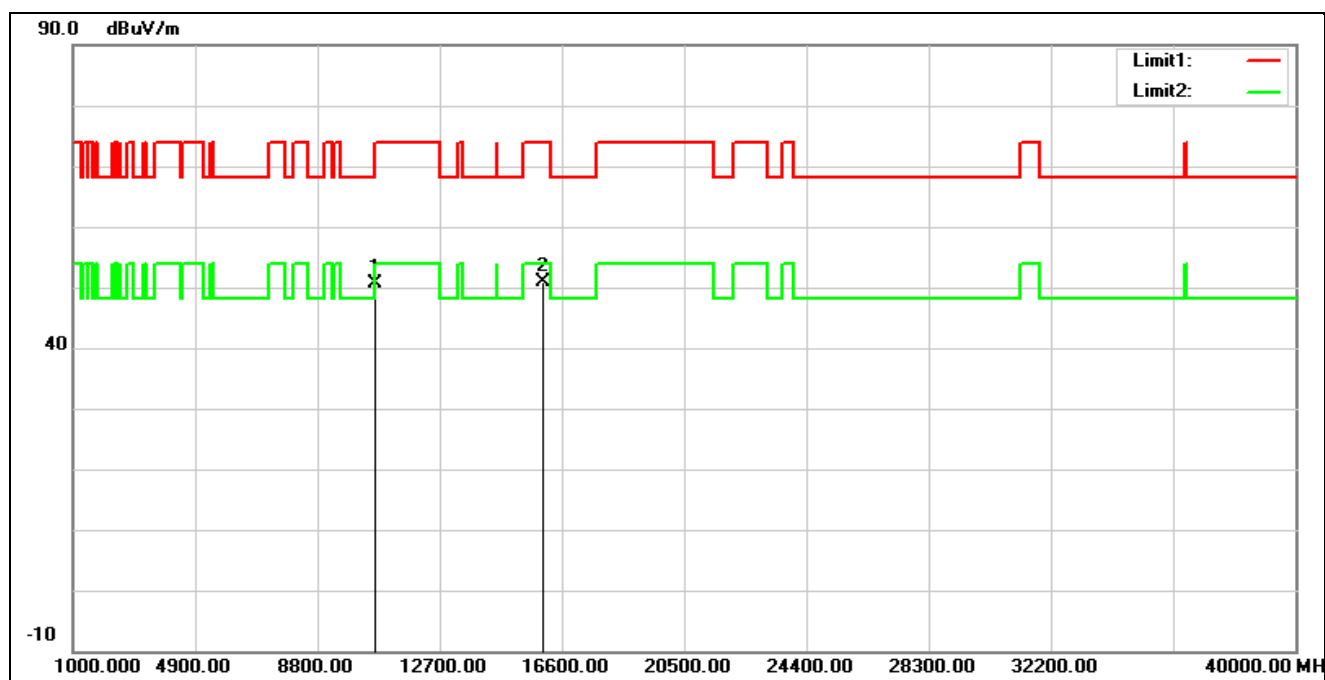
No.	Frequency (MHz)	Reading (dBuV)	Correction (dB/m)	Result (dBuV/m)	Limit (dBuV/m)	Margin (dB)	Remark
1*	10560.000	36.30	14.48	50.78	68.20	-17.42	peak
2	15840.000	35.06	16.90	51.96	74.00	-22.04	peak

Standard:	Part 15.407	Test Site:	966 Chamber
Polarization:	Vertical		
Test Mode:	802.11a 5280 MHz		
Remark:			



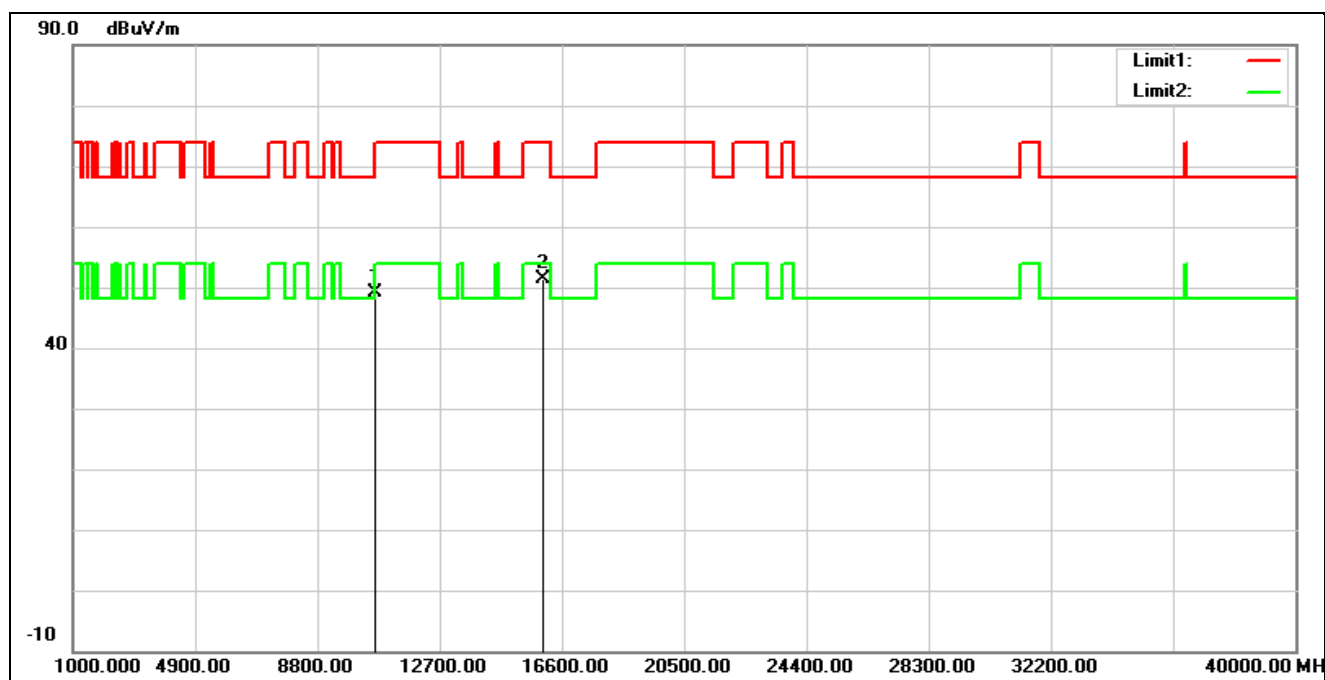
No.	Frequency (MHz)	Reading (dBuV)	Correction (dB/m)	Result (dBuV/m)	Limit (dBuV/m)	Margin (dB)	Remark
1	10560.000	35.56	14.48	50.04	68.20	-18.16	peak
2	15840.000	35.34	16.90	52.24	74.00	-21.76	peak
3*	15840.000	24.10	16.90	41.00	54.00	-13.00	AVG

Standard:	Part 15.407	Test Site:	966 Chamber
Polarization:	Horizontal		
Test Mode:	802.11a 5320 MHz		
Remark:			



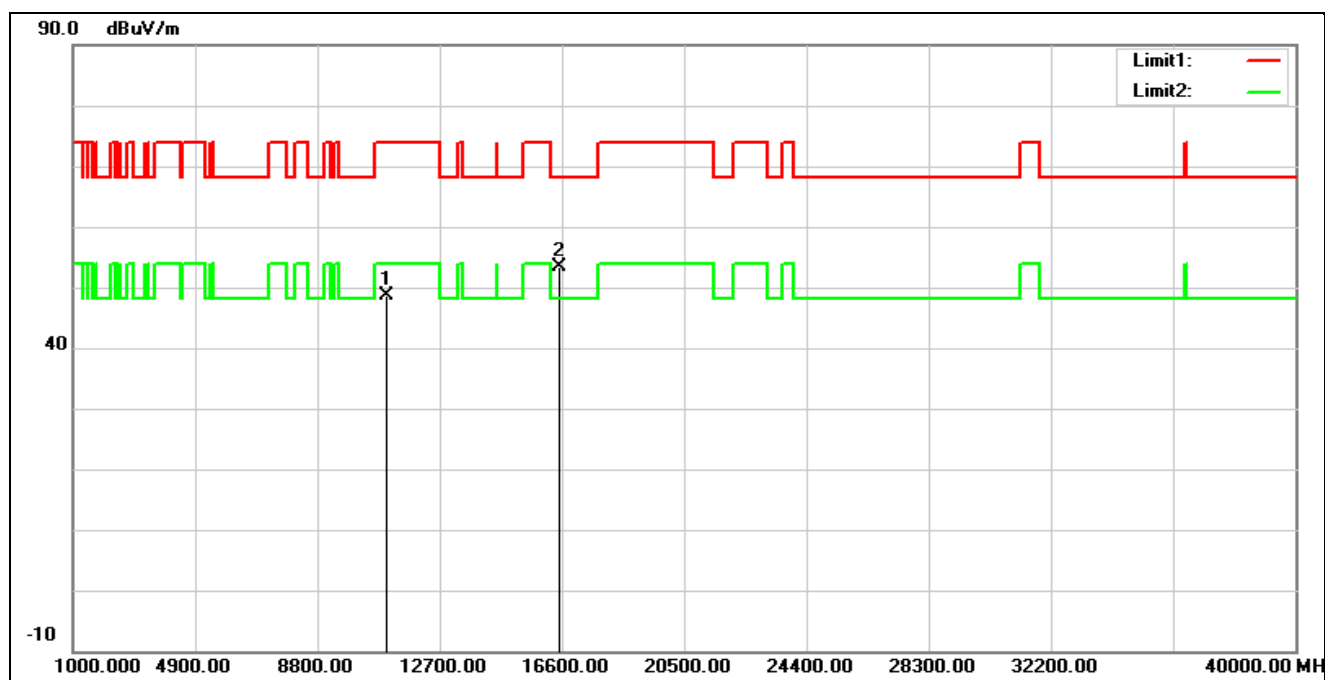
No.	Frequency (MHz)	Reading (dBuV)	Correction (dB/m)	Result (dBuV/m)	Limit (dBuV/m)	Margin (dB)	Remark
1	10640.000	36.17	14.41	50.58	74.00	-23.42	peak
2*	15960.000	34.43	16.55	50.98	74.00	-23.02	peak

Standard:	Part 15.407	Test Site:	966 Chamber
Polarization:	Vertical		
Test Mode:	802.11a 5320 MHz		
Remark:			



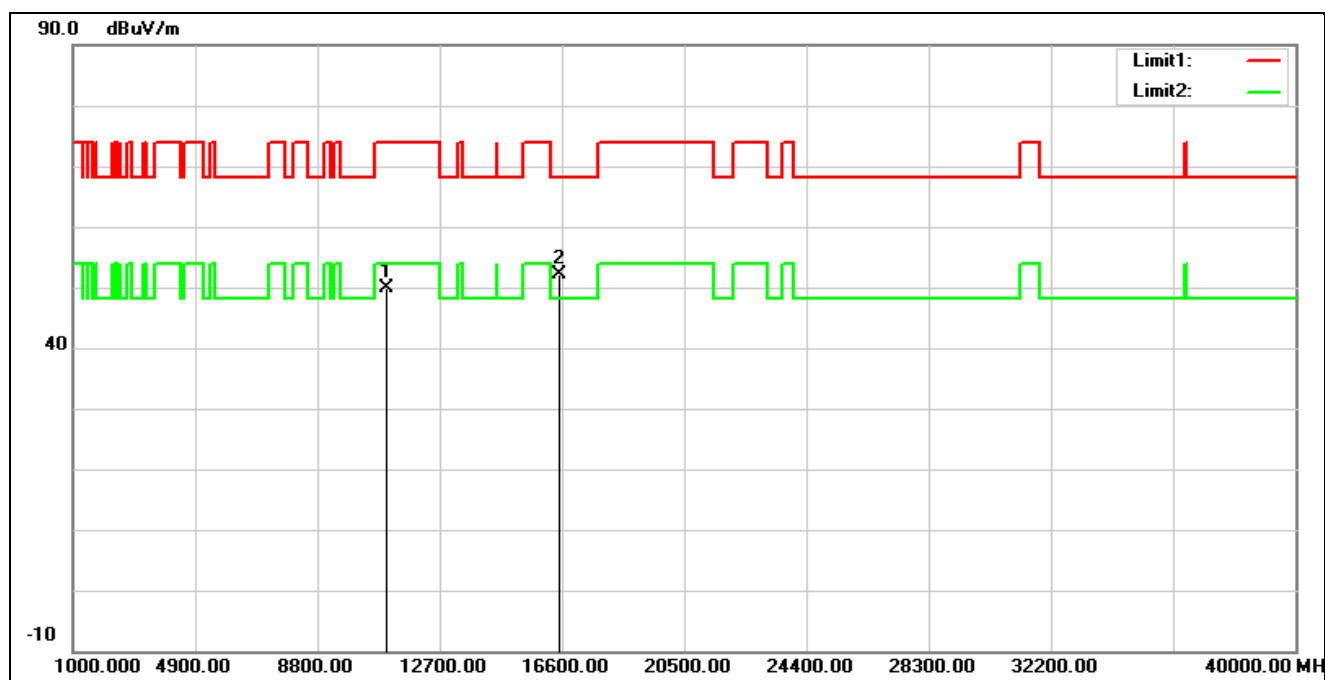
No.	Frequency (MHz)	Reading (dBuV)	Correction (dB/m)	Result (dBuV/m)	Limit (dBuV/m)	Margin (dB)	Remark
1	10640.000	34.71	14.41	49.12	74.00	-24.88	peak
2*	15960.000	34.79	16.55	51.34	74.00	-22.66	peak

Standard:	Part 15.407	Test Site:	966 Chamber
Polarization:	Horizontal		
Test Mode:	802.11a 5500 MHz		
Remark:			



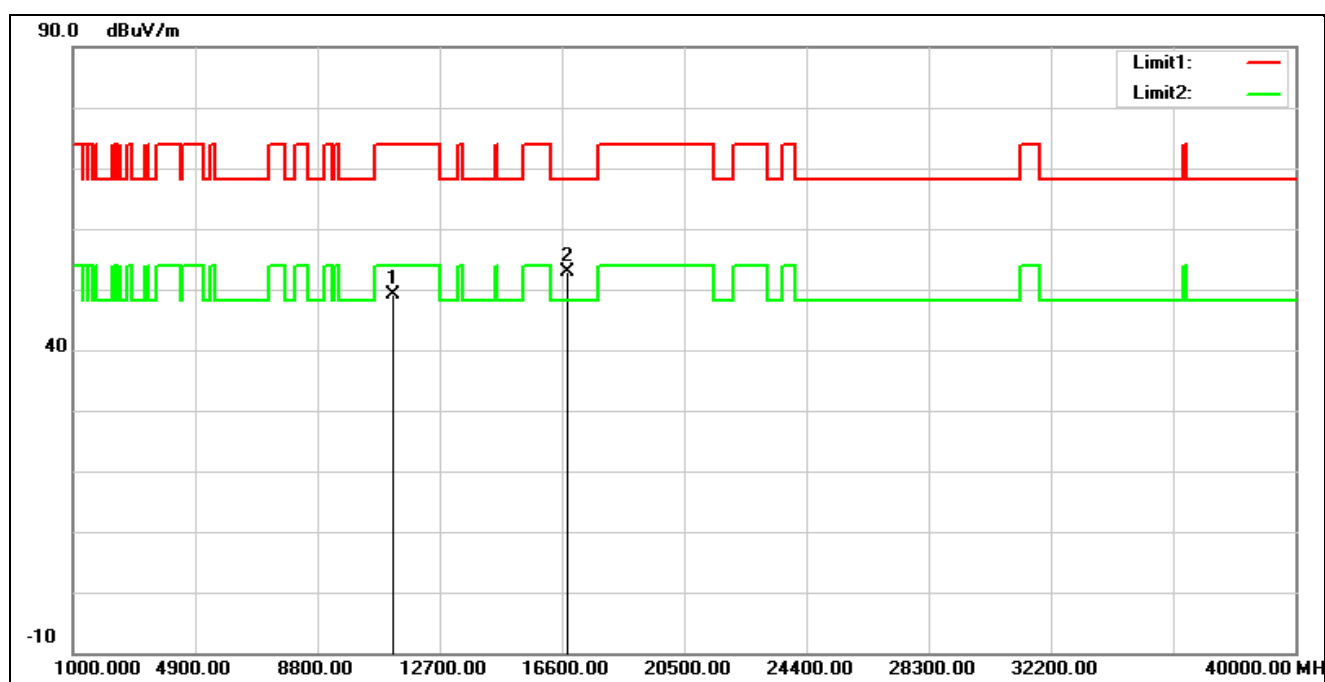
No.	Frequency (MHz)	Reading (dBuV)	Correction (dB/m)	Result (dBuV/m)	Limit (dBuV/m)	Margin (dB)	Remark
1	11000.000	34.00	14.73	48.73	74.00	-25.27	peak
2*	16500.000	35.55	17.77	53.32	68.20	-14.88	peak

Standard:	Part 15.407	Test Site:	966 Chamber
Polarization:	Vertical		
Test Mode:	802.11a 5500 MHz		
Remark:			



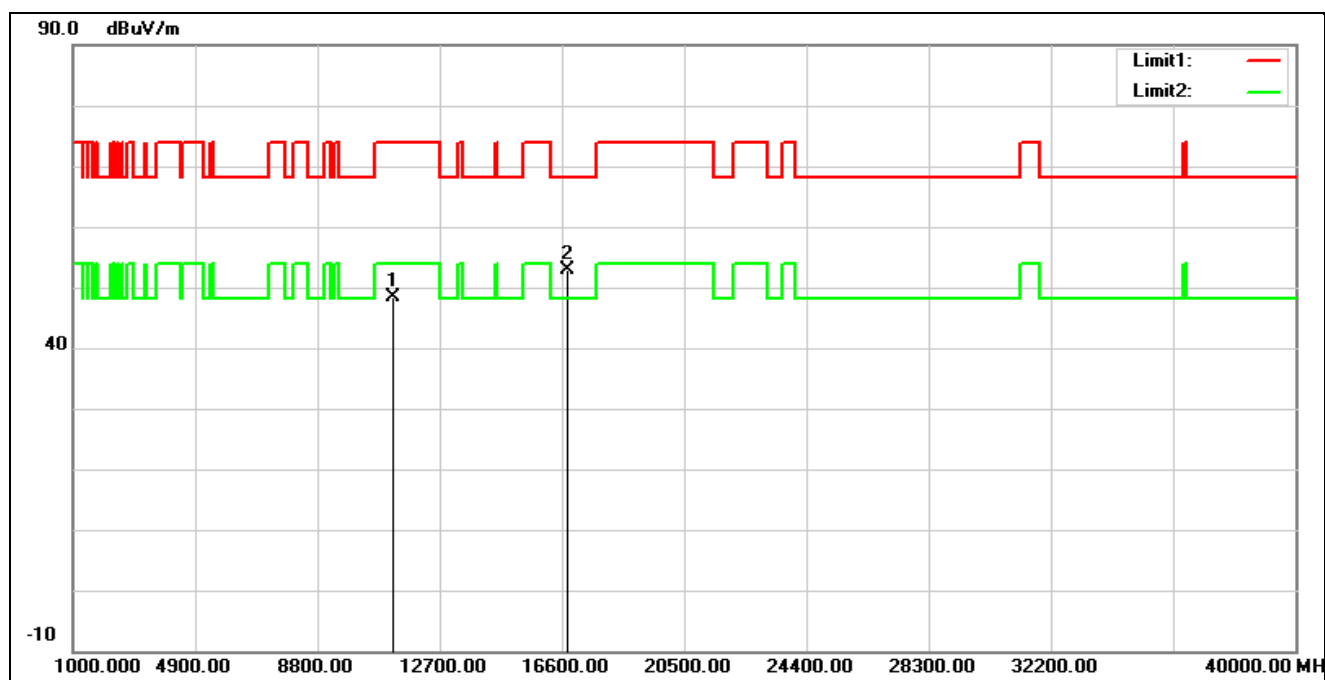
No.	Frequency (MHz)	Reading (dBuV)	Correction (dB/m)	Result (dBuV/m)	Limit (dBuV/m)	Margin (dB)	Remark
1	11000.000	35.21	14.73	49.94	74.00	-24.06	peak
2*	16500.000	34.31	17.77	52.08	68.20	-16.12	peak

Standard:	Part 15.407	Test Site:	966 Chamber
Polarization:	Horizontal		
Test Mode:	802.11a 5560 MHz		
Remark:			



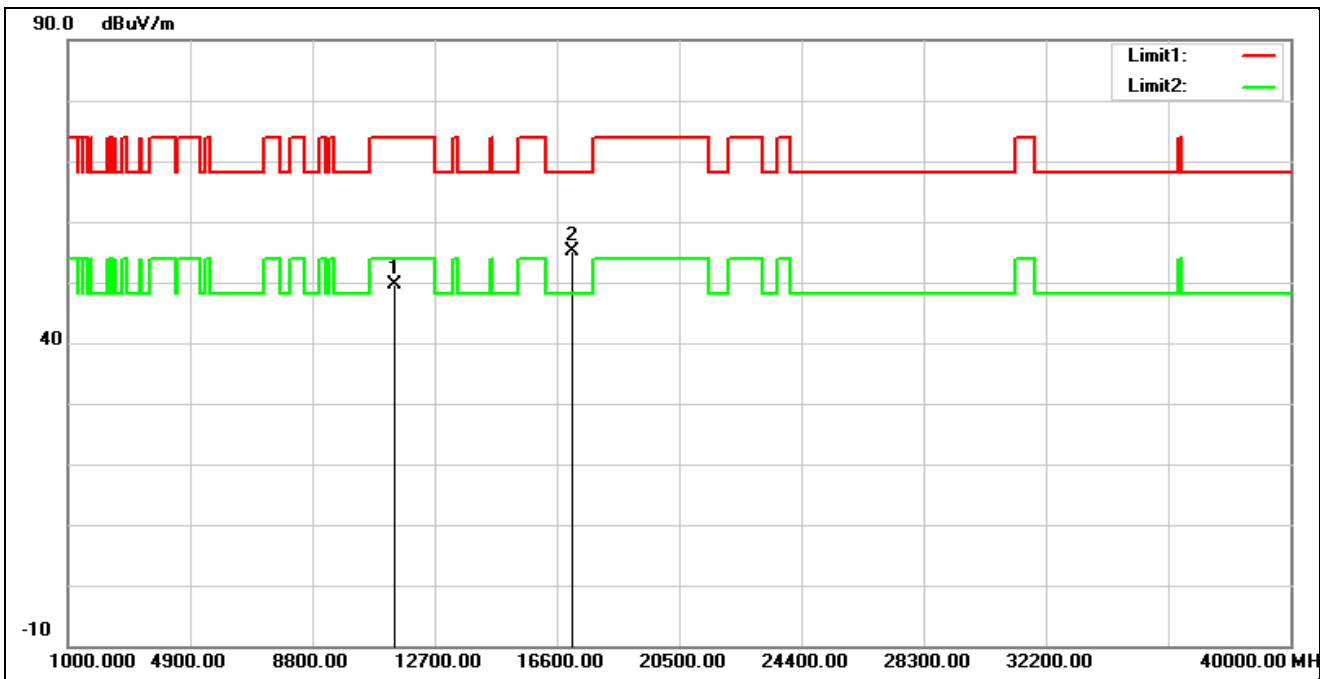
No.	Frequency (MHz)	Reading (dBuV)	Correction (dB/m)	Result (dBuV/m)	Limit (dBuV/m)	Margin (dB)	Remark
1	11120.000	34.48	14.79	49.57	74.00	-24.43	peak
2*	16680.000	33.79	18.61	52.40	68.20	-15.80	peak

Standard:	Part 15.407	Test Site:	966 Chamber
Polarization:	Vertical		
Test Mode:	802.11a 5600 MHz		
Remark:			



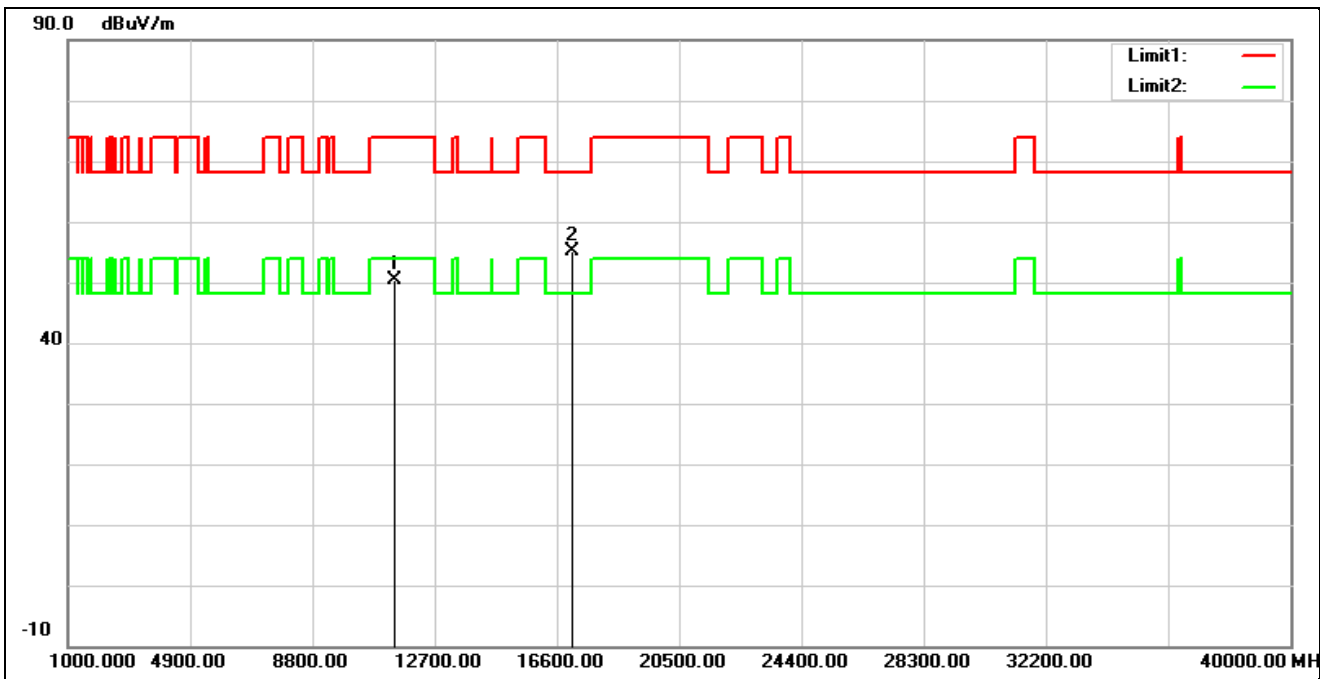
No.	Frequency (MHz)	Reading (dBuV)	Correction (dB/m)	Result (dBuV/m)	Limit (dBuV/m)	Margin (dB)	Remark
1	11120.000	33.68	14.79	48.47	74.00	-25.53	peak
2*	16680.000	33.62	18.61	52.23	68.20	-15.97	peak

Standard:	Part 15.407	Test Site:	966 Chamber
Polarization:	Horizontal		
Test Mode:	802.11a 5700 MHz		
Remark:			



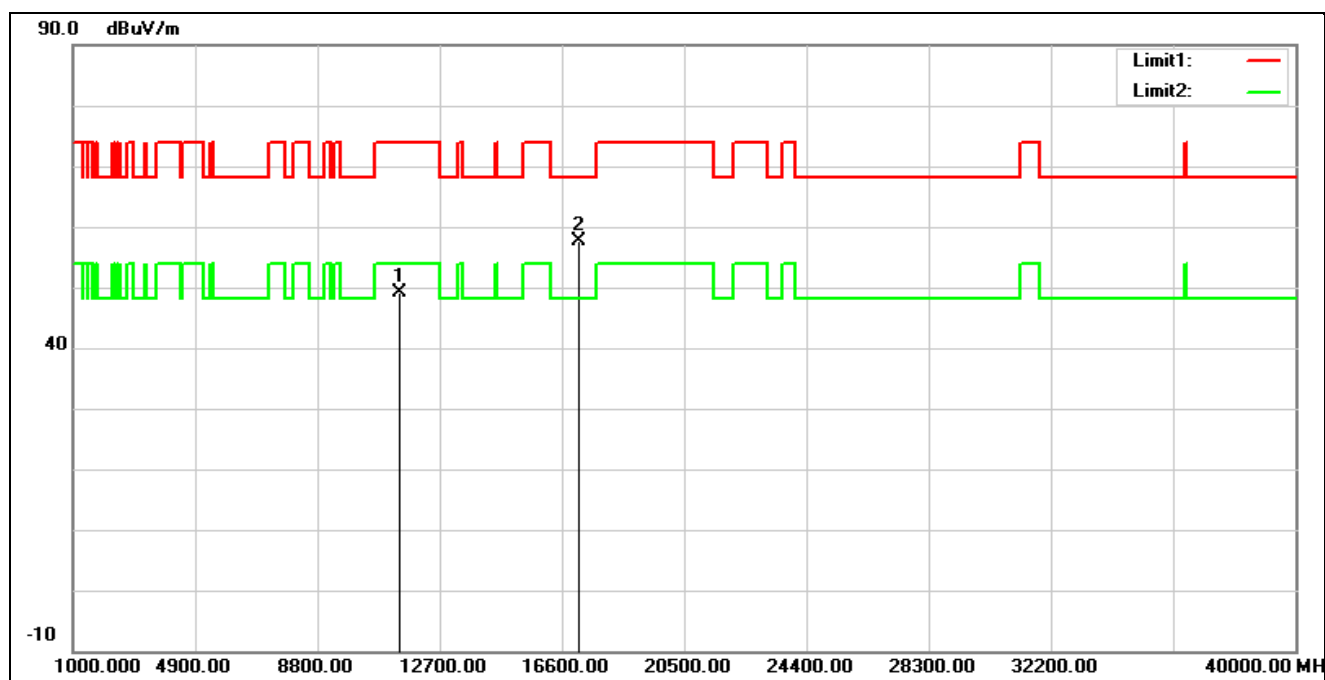
No.	Frequency (MHz)	Reading (dBuV)	Correction (dB/m)	Result (dBuV/m)	Limit (dBuV/m)	Margin (dB)	Remark
1	11400.000	34.67	15.07	49.74	74.00	-24.26	peak
2*	17100.000	34.50	20.64	55.14	68.20	-13.06	peak

Standard:	Part 15.407	Test Site:	966 Chamber
Polarization:	Vertical		
Test Mode:	802.11a 5700 MHz		
Remark:			



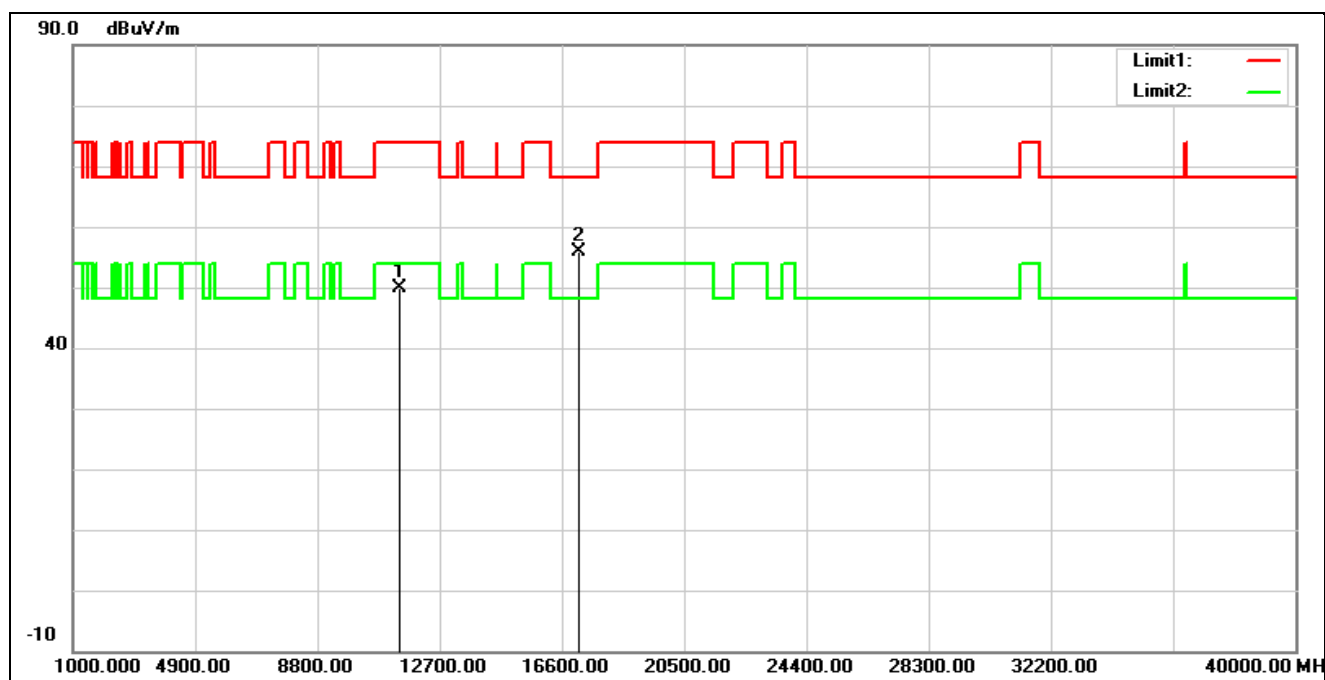
No.	Frequency (MHz)	Reading (dBuV)	Correction (dB/m)	Result (dBuV/m)	Limit (dBuV/m)	Margin (dB)	Remark
1	11400.000	35.20	15.07	50.27	74.00	-23.73	peak
2*	17100.000	34.46	20.64	55.10	68.20	-13.10	peak

Standard:	Part 15.407	Test Site:	966 Chamber
Polarization:	Horizontal		
Test Mode:	802.11a 5720 MHz		
Remark:			



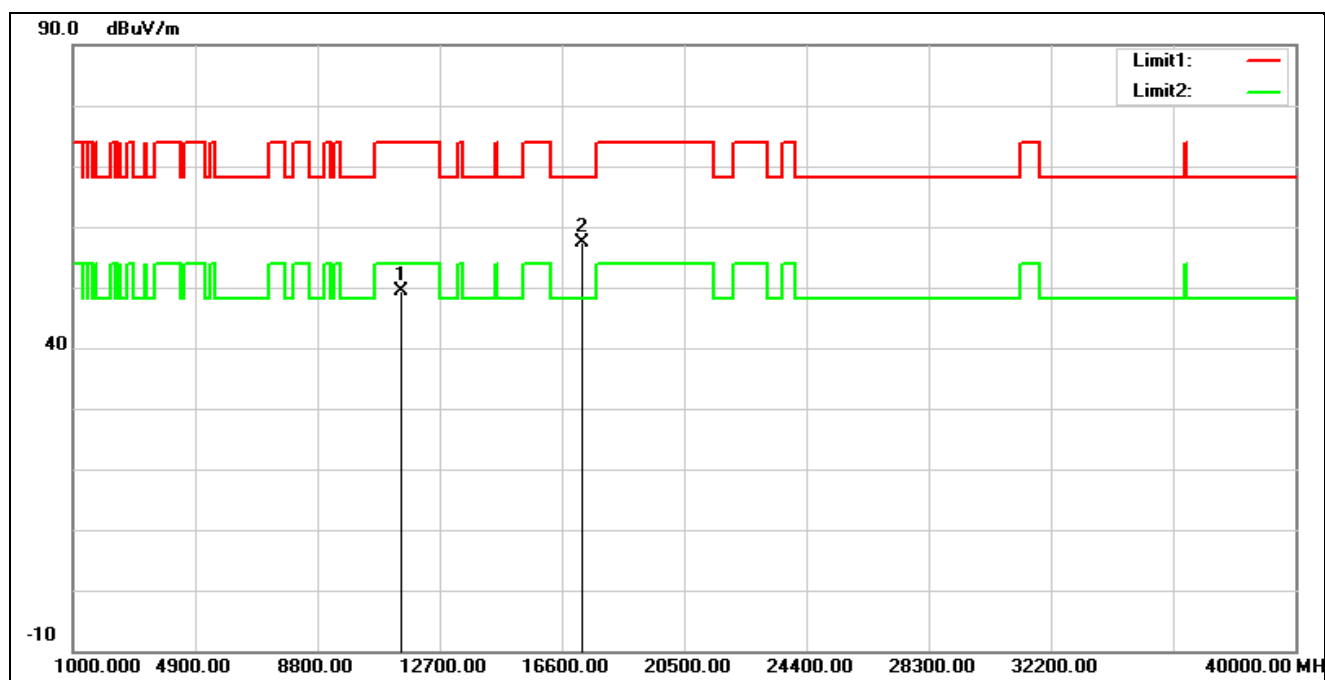
No.	Frequency (MHz)	Reading (dBuV)	Correction (dB/m)	Result (dBuV/m)	Limit (dBuV/m)	Margin (dB)	Remark
1	11440.000	33.83	15.23	49.06	74.00	-24.94	peak
2*	17160.000	36.50	21.25	57.75	68.20	-10.45	peak

Standard:	Part 15.407	Test Site:	966 Chamber
Polarization:	Vertical		
Test Mode:	802.11a 5720 MHz		
Remark:			



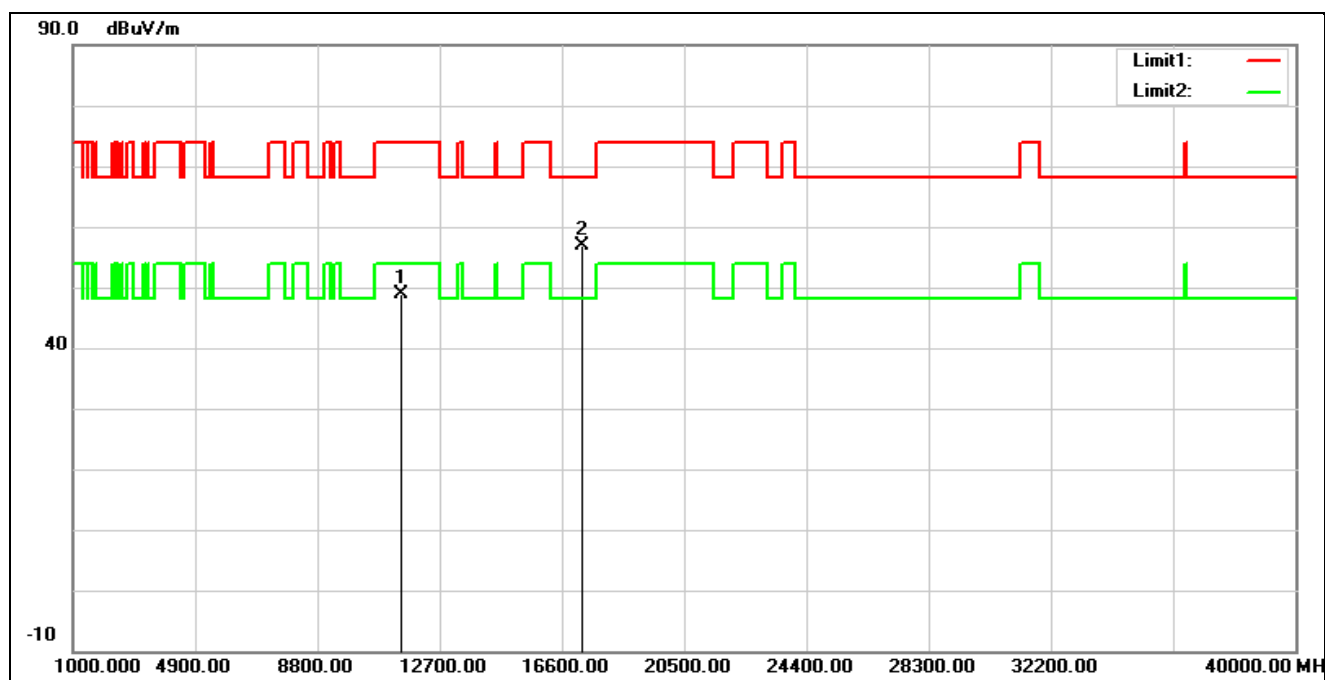
No.	Frequency (MHz)	Reading (dBuV)	Correction (dB/m)	Result (dBuV/m)	Limit (dBuV/m)	Margin (dB)	Remark
1	11440.000	34.53	15.23	49.76	74.00	-24.24	peak
2*	17160.000	34.63	21.25	55.88	68.20	-12.32	peak

Standard:	Part 15.407	Test Site:	966 Chamber
Polarization:	Horizontal		
Test Mode:	802.11a 5745 MHz		
Remark:			



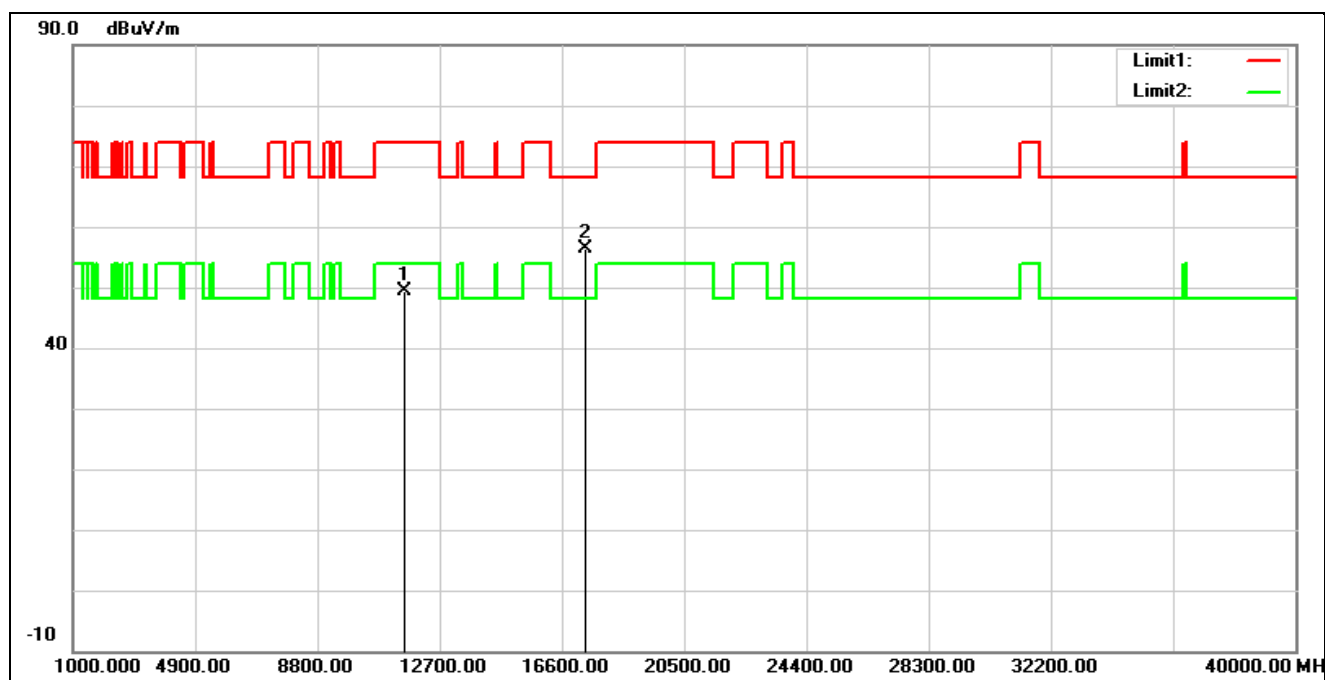
No.	Frequency (MHz)	Reading (dBuV)	Correction (dB/m)	Result (dBuV/m)	Limit (dBuV/m)	Margin (dB)	Remark
1	11490.000	33.93	15.42	49.35	74.00	-24.65	peak
2*	17235.000	35.39	22.01	57.40	68.20	-10.80	peak

Standard:	Part 15.407	Test Site:	966 Chamber
Polarization:	Vertical		
Test Mode:	802.11a 5745 MHz		
Remark:			



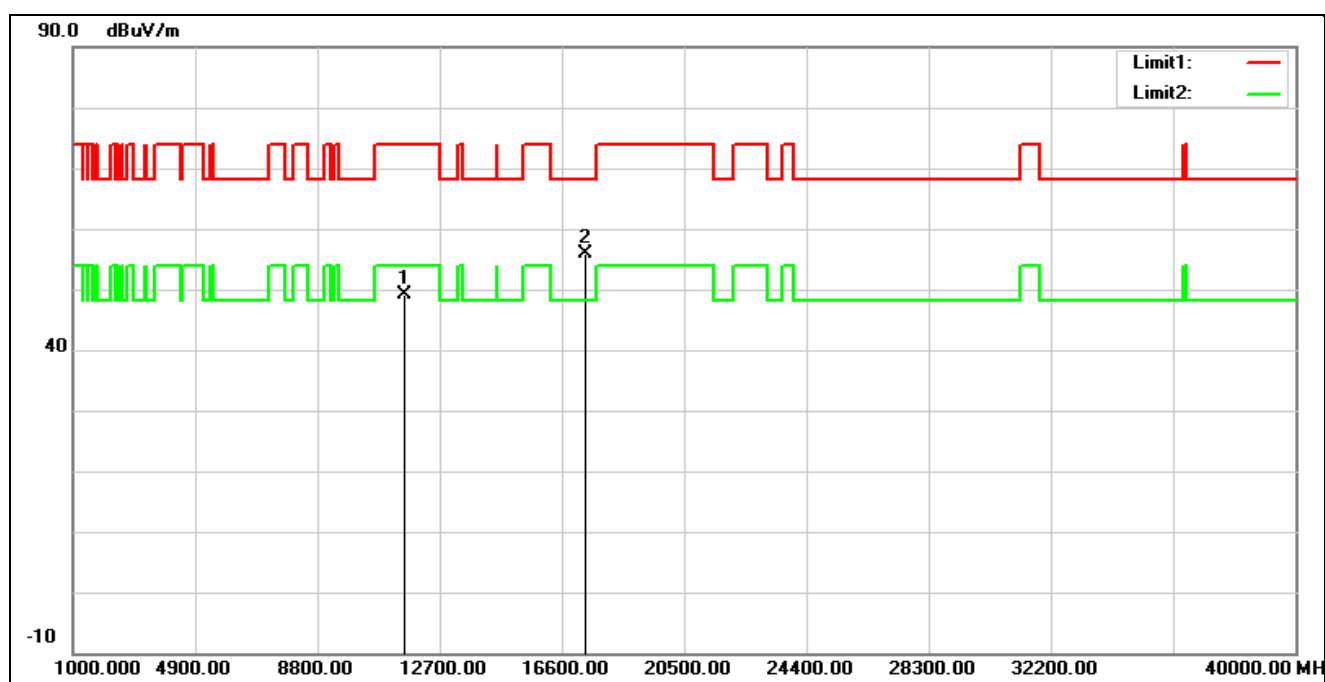
No.	Frequency (MHz)	Reading (dBuV)	Correction (dB/m)	Result (dBuV/m)	Limit (dBuV/m)	Margin (dB)	Remark
1	11490.000	33.36	15.42	48.78	74.00	-25.22	peak
2*	17235.000	34.84	22.01	56.85	68.20	-11.35	peak

Standard:	Part 15.407	Test Site:	966 Chamber
Polarization:	Horizontal		
Test Mode:	802.11a 5785 MHz		
Remark:			



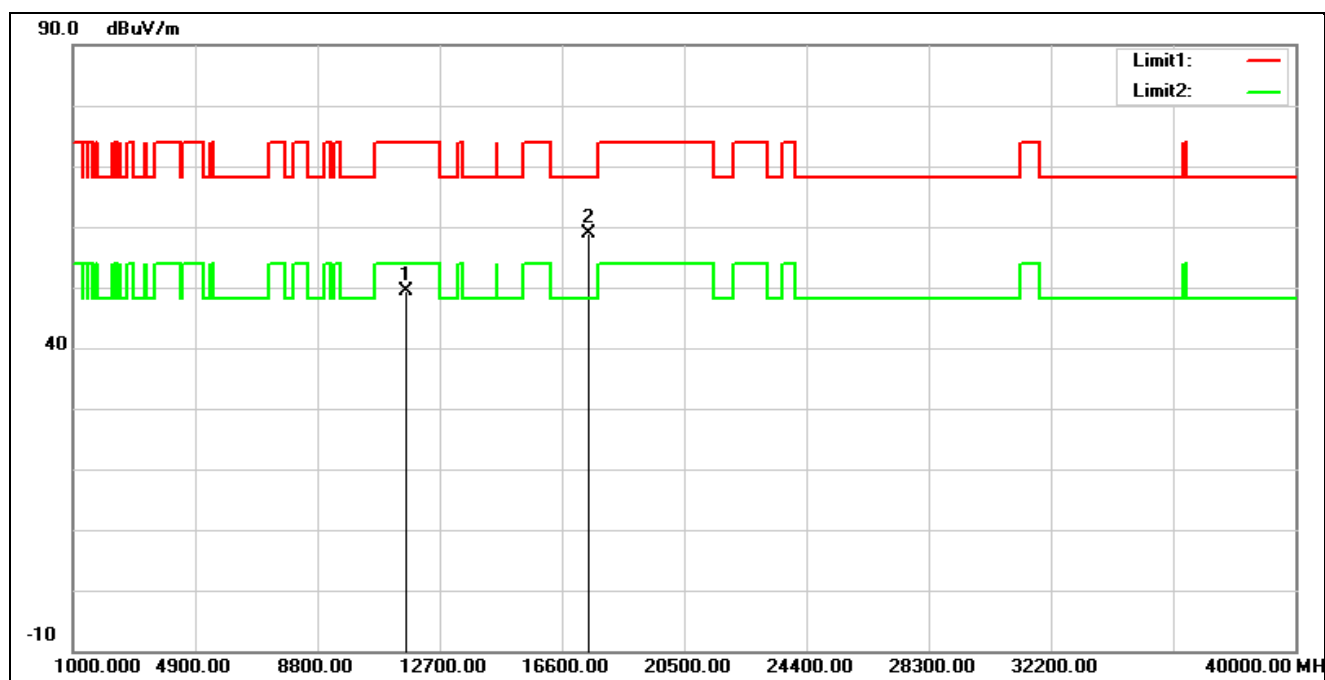
No.	Frequency (MHz)	Reading (dBuV)	Correction (dB/m)	Result (dBuV/m)	Limit (dBuV/m)	Margin (dB)	Remark
1	11570.000	34.28	15.21	49.49	74.00	-24.51	peak
2*	17355.000	33.52	22.96	56.48	68.20	-11.72	peak

Standard:	Part 15.407	Test Site:	966 Chamber
Polarization:	Vertical		
Test Mode:	802.11a 5785 MHz		
Remark:			



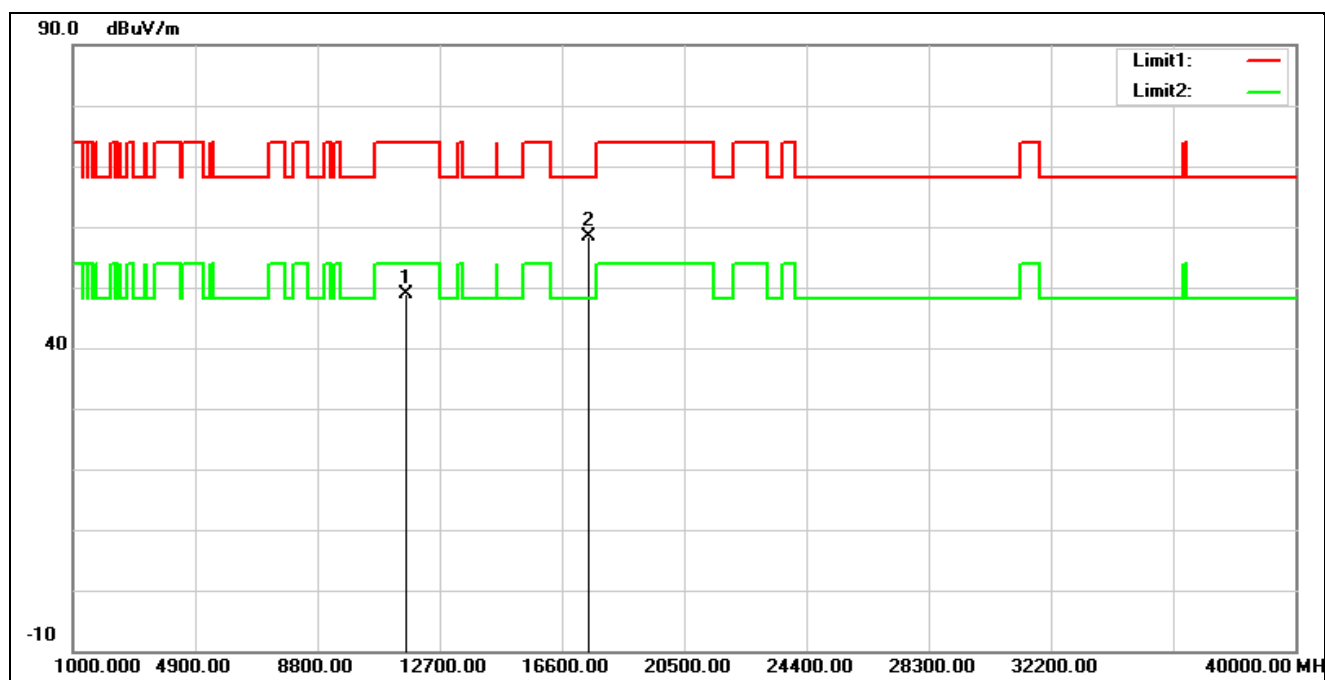
No.	Frequency (MHz)	Reading (dBuV)	Correction (dB/m)	Result (dBuV/m)	Limit (dBuV/m)	Margin (dB)	Remark
1	11570.000	34.03	15.21	49.24	74.00	-24.76	peak
2*	17355.000	32.97	22.96	55.93	68.20	-12.27	peak

Standard:	Part 15.407	Test Site:	966 Chamber
Polarization:	Horizontal		
Test Mode:	802.11a 5825 MHz		
Remark:			



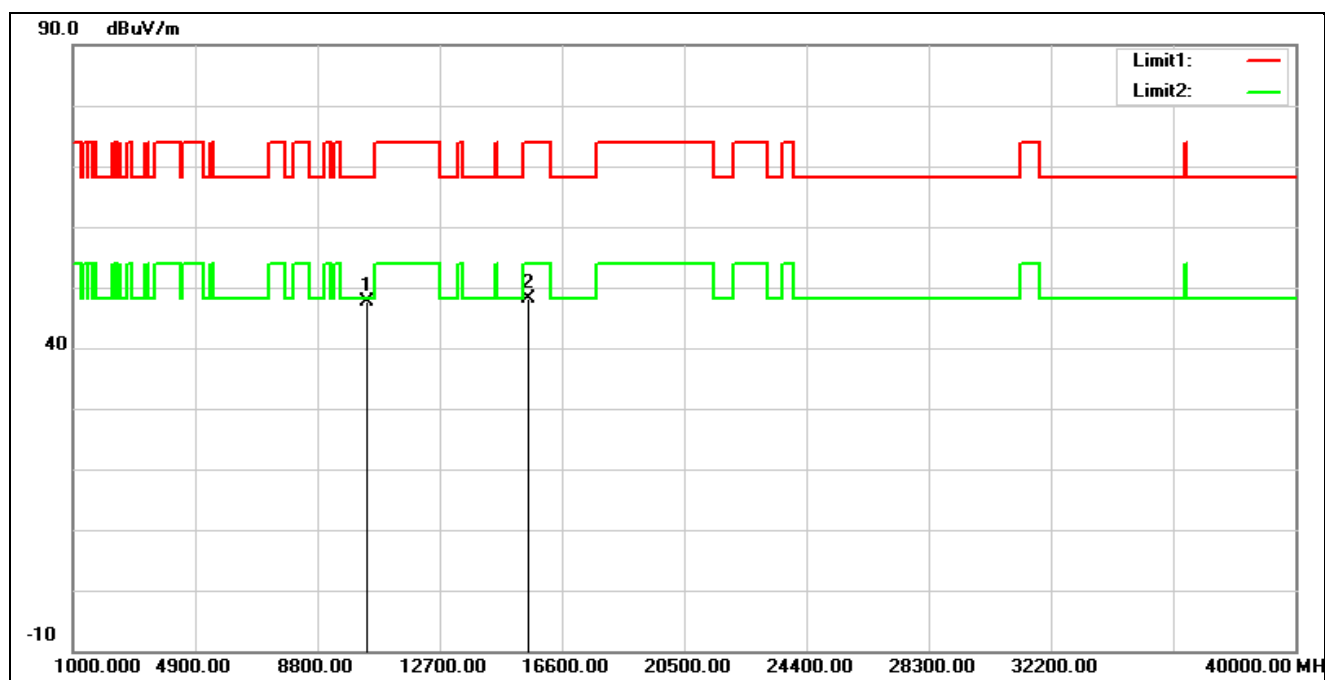
No.	Frequency (MHz)	Reading (dBuV)	Correction (dB/m)	Result (dBuV/m)	Limit (dBuV/m)	Margin (dB)	Remark
1	11650.000	34.36	15.04	49.40	74.00	-24.60	peak
2*	17475.000	34.97	23.95	58.92	68.20	-9.28	peak

Standard:	Part 15.407	Test Site:	966 Chamber
Polarization:	Vertical		
Test Mode:	802.11a 5825 MHz		
Remark:			



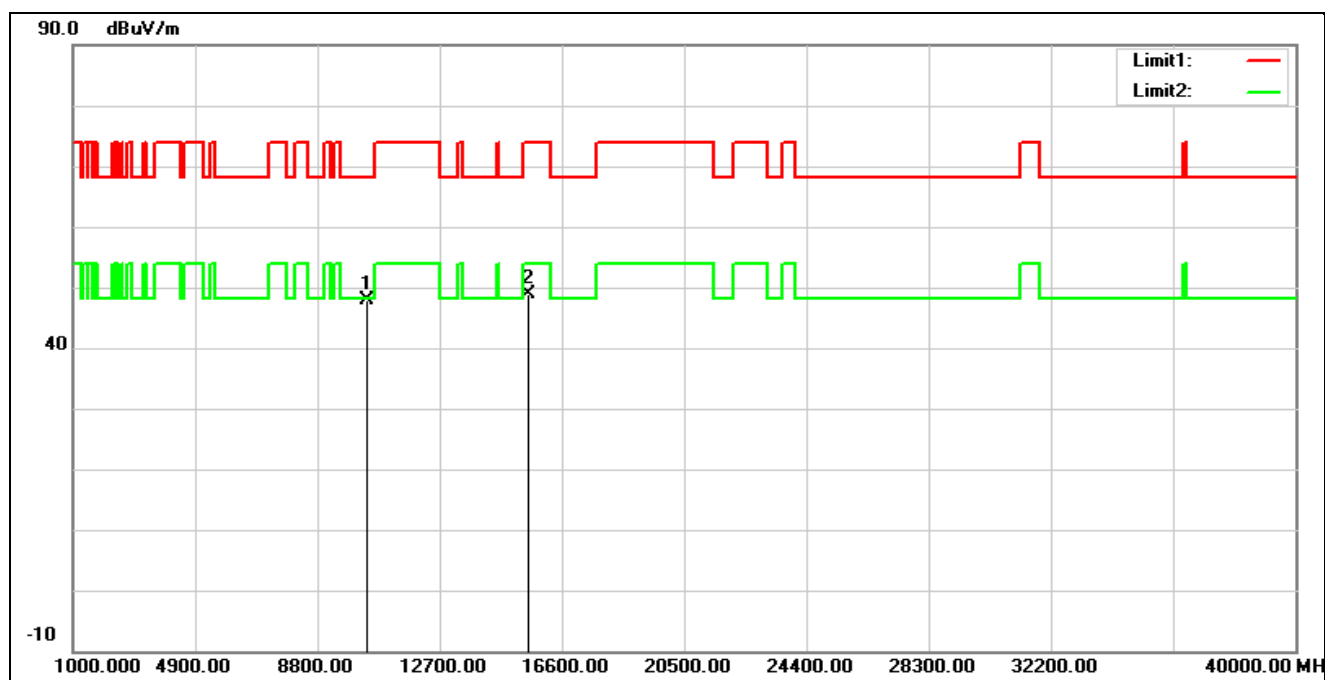
No.	Frequency (MHz)	Reading (dBuV)	Correction (dB/m)	Result (dBuV/m)	Limit (dBuV/m)	Margin (dB)	Remark
1	11650.000	33.88	15.04	48.92	74.00	-25.08	peak
2*	17475.000	34.38	23.95	58.33	68.20	-9.87	peak

Standard:	Part 15.407	Test Site:	966 Chamber
Polarization:	Horizontal		
Test Mode:	802.11ac VHT20 5180 MHz		
Remark:			



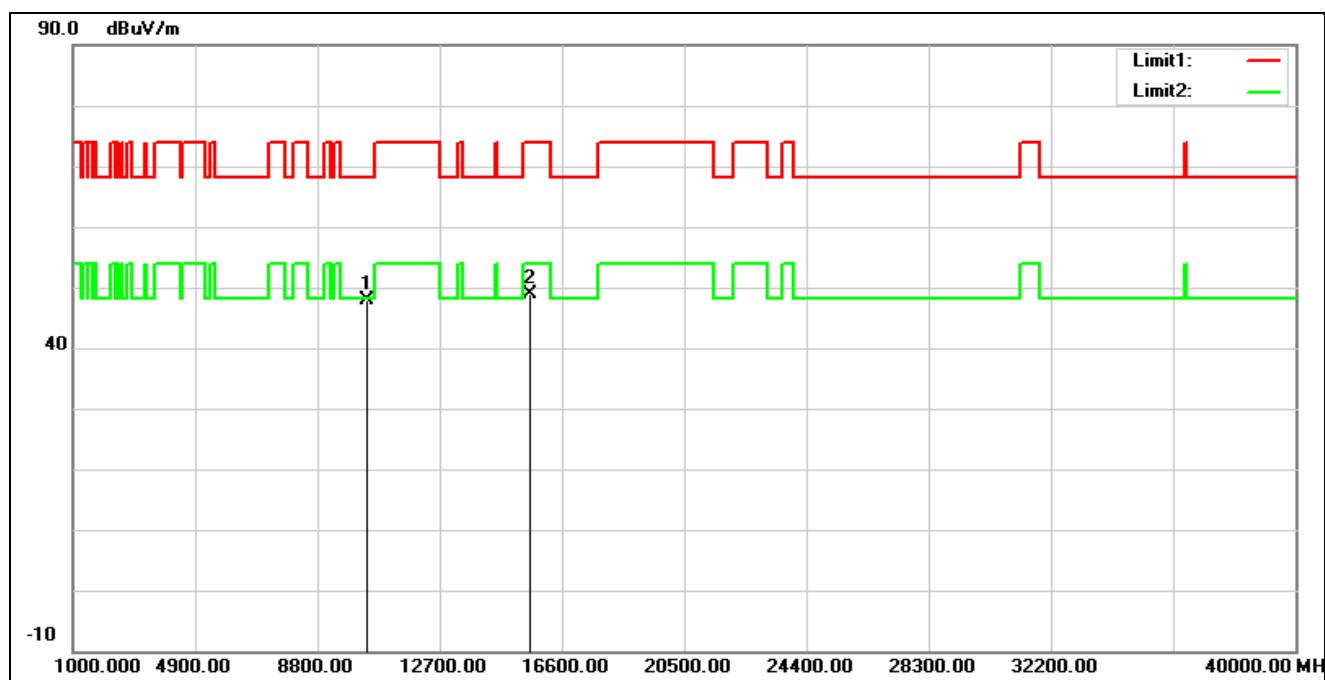
No.	Frequency (MHz)	Reading (dBuV)	Correction (dB/m)	Result (dBuV/m)	Limit (dBuV/m)	Margin (dB)	Remark
1*	10360.000	33.82	13.82	47.64	68.20	-20.56	peak
2	15540.000	31.28	16.74	48.02	74.00	-25.98	peak

Standard:	Part 15.407	Test Site:	966 Chamber
Polarization:	Vertical		
Test Mode:	802.11ac VHT20 5180 MHz		
Remark:			



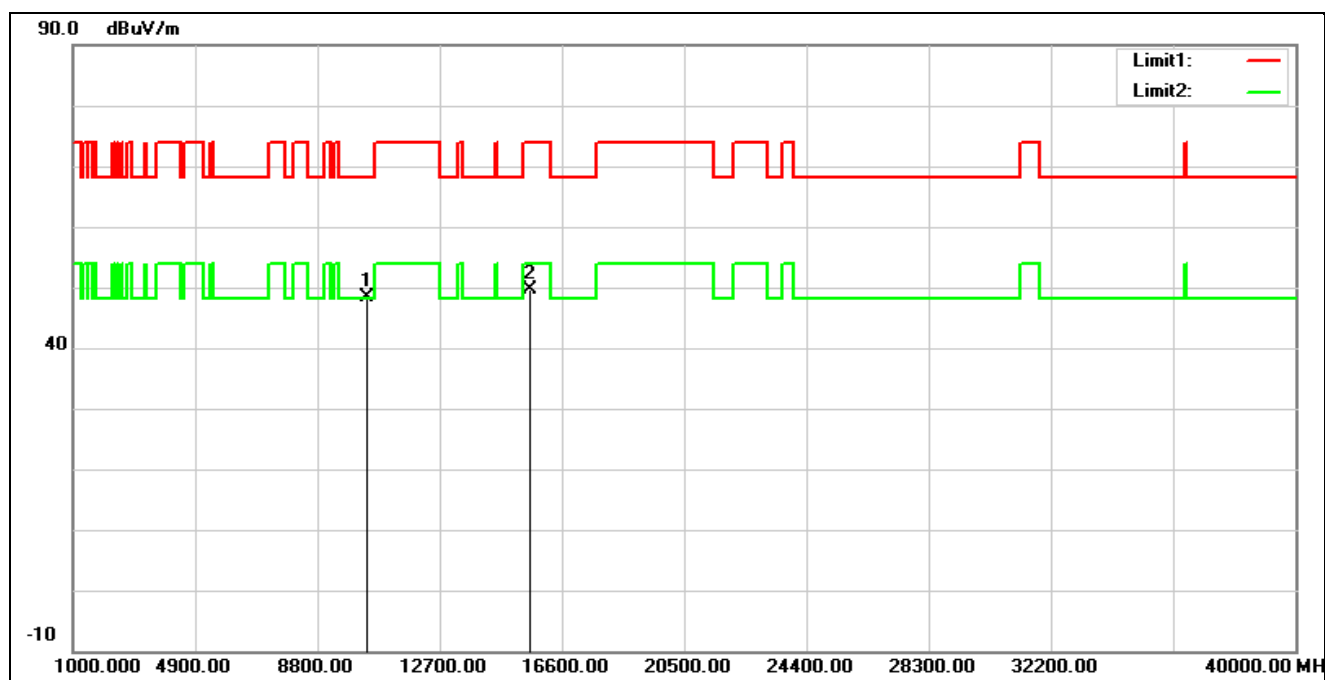
No.	Frequency (MHz)	Reading (dBuV)	Correction (dB/m)	Result (dBuV/m)	Limit (dBuV/m)	Margin (dB)	Remark
1*	10360.000	34.17	13.82	47.99	68.20	-20.21	peak
2	15540.000	32.24	16.74	48.98	74.00	-25.02	peak

Standard:	Part 15.407	Test Site:	966 Chamber
Polarization:	Horizontal		
Test Mode:	802.11ac VHT20 5200 MHz		
Remark:			



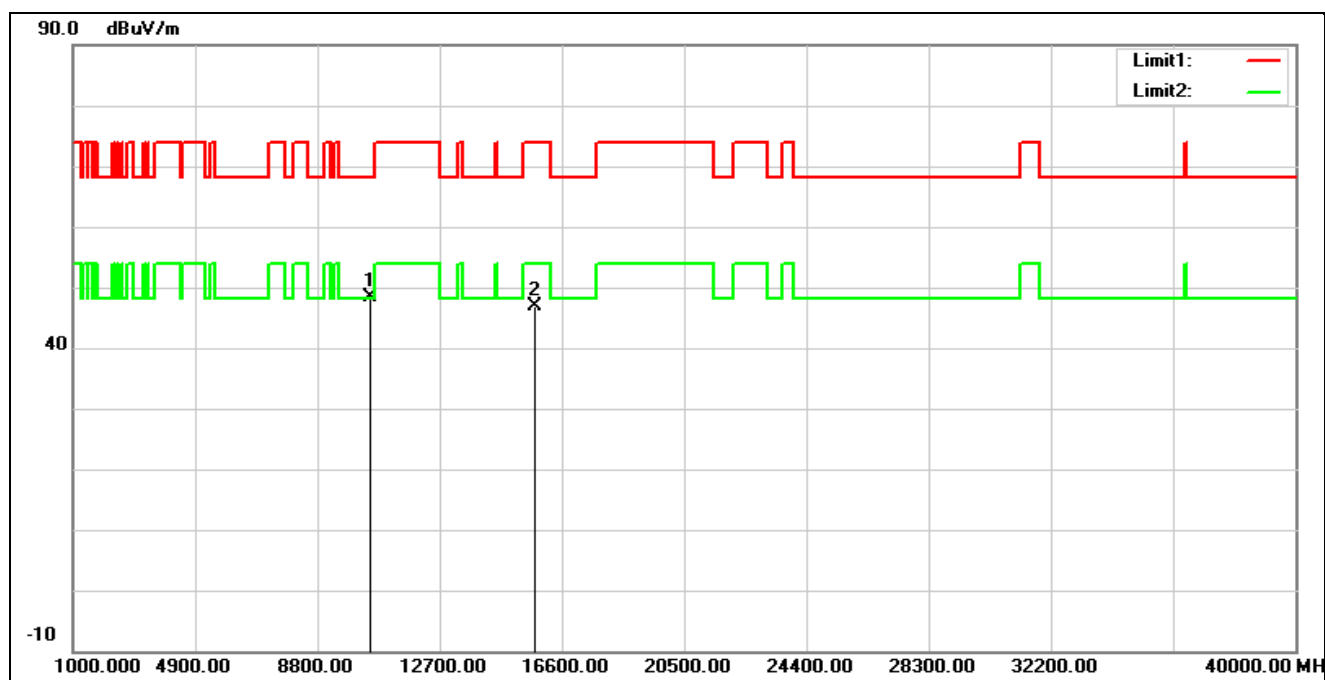
No.	Frequency (MHz)	Reading (dBuV)	Correction (dB/m)	Result (dBuV/m)	Limit (dBuV/m)	Margin (dB)	Remark
1*	10400.000	33.82	14.05	47.87	68.20	-20.33	peak
2	15600.000	32.40	16.51	48.91	74.00	-25.09	peak

Standard:	Part 15.407	Test Site:	966 Chamber
Polarization:	Vertical		
Test Mode:	802.11ac VHT20 5200 MHz		
Remark:			



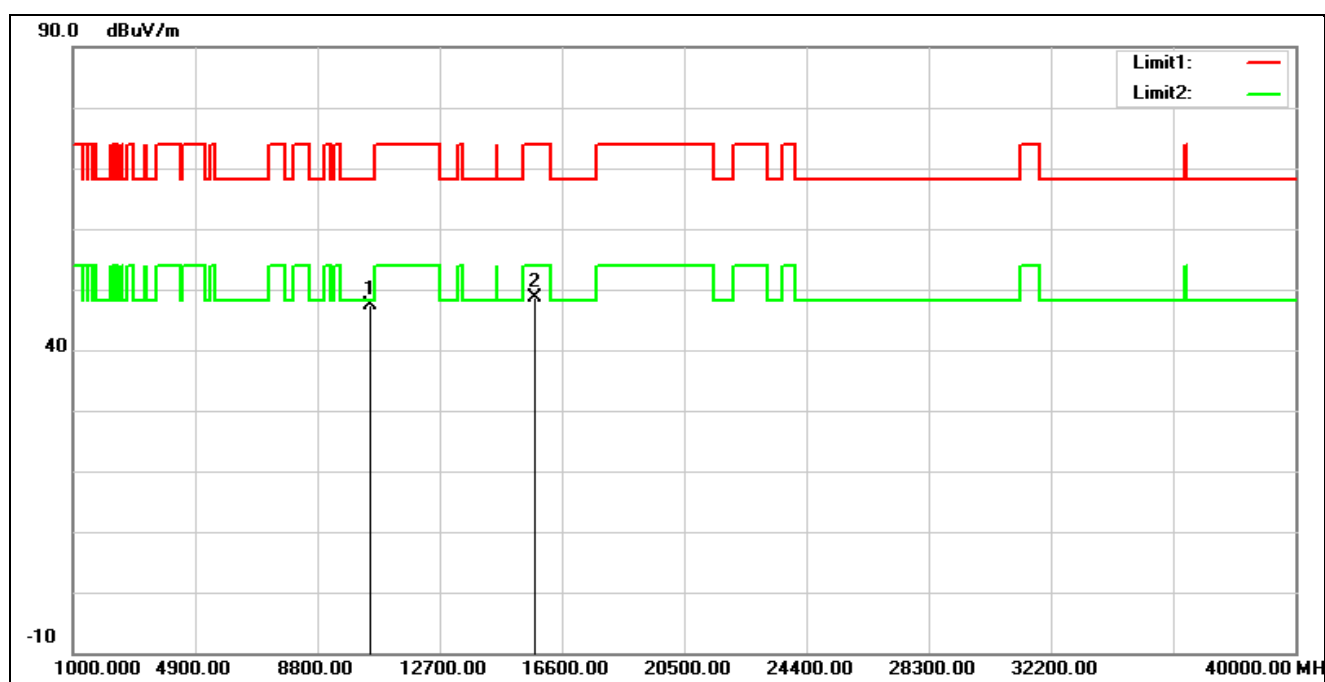
No.	Frequency (MHz)	Reading (dBuV)	Correction (dB/m)	Result (dBuV/m)	Limit (dBuV/m)	Margin (dB)	Remark
1*	10400.000	34.24	14.05	48.29	68.20	-19.91	peak
2	15600.000	33.03	16.51	49.54	74.00	-24.46	peak

Standard:	Part 15.407	Test Site:	966 Chamber
Polarization:	Horizontal		
Test Mode:	802.11ac VHT20 5240 MHz		
Remark:			



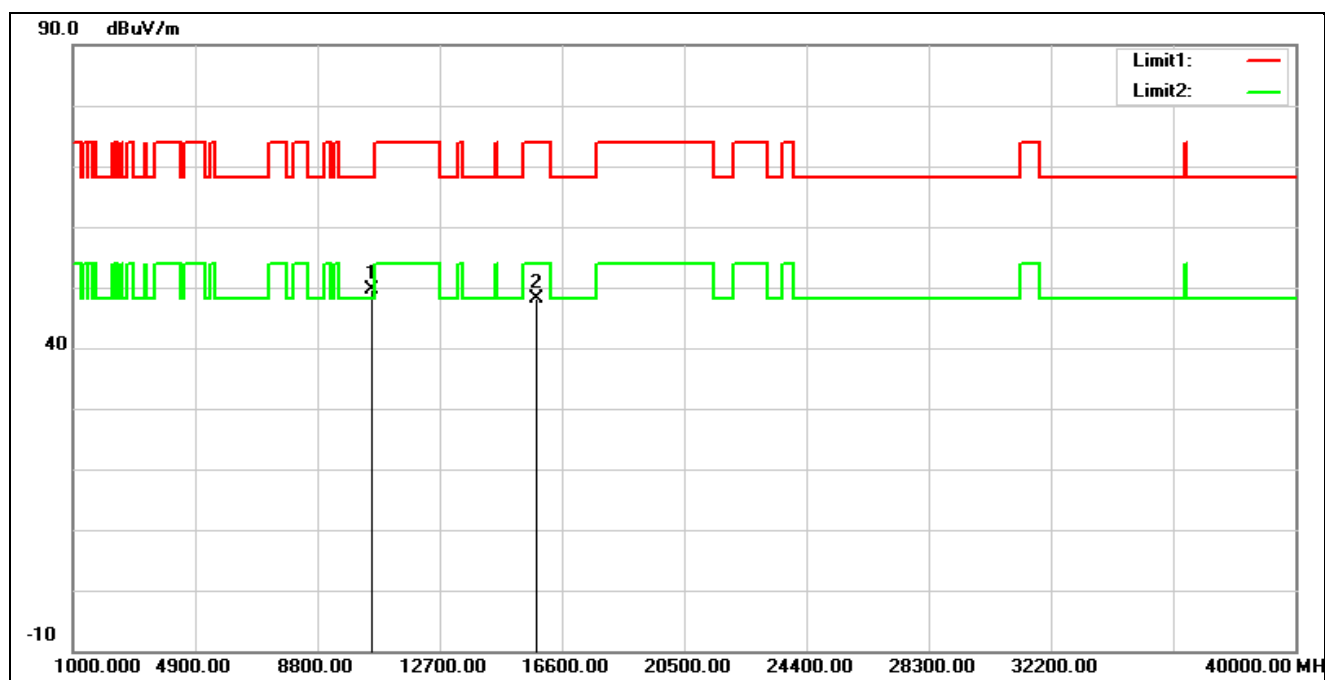
No.	Frequency (MHz)	Reading (dBuV)	Correction (dB/m)	Result (dBuV/m)	Limit (dBuV/m)	Margin (dB)	Remark
1*	10480.000	34.10	14.26	48.36	68.20	-19.84	peak
2	15720.000	30.42	16.48	46.90	74.00	-27.10	peak

Standard:	Part 15.407	Test Site:	966 Chamber
Polarization:	Vertical		
Test Mode:	802.11ac VHT20 5240 MHz		
Remark:			



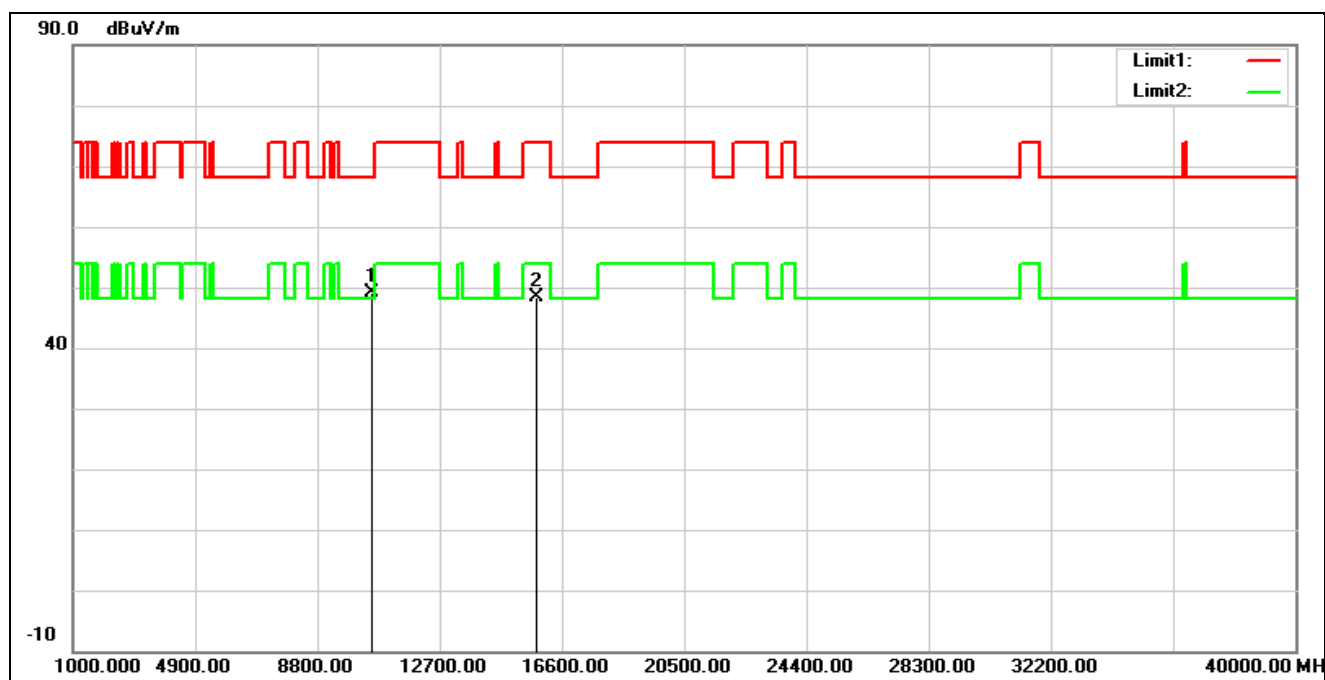
No.	Frequency (MHz)	Reading (dBuV)	Correction (dB/m)	Result (dBuV/m)	Limit (dBuV/m)	Margin (dB)	Remark
1*	10480.000	33.21	14.26	47.47	68.20	-20.73	peak
2	15720.000	32.03	16.48	48.51	74.00	-25.49	peak

Standard:	Part 15.407	Test Site:	966 Chamber
Polarization:	Horizontal		
Test Mode:	802.11ac VHT20 5260 MHz		
Remark:			



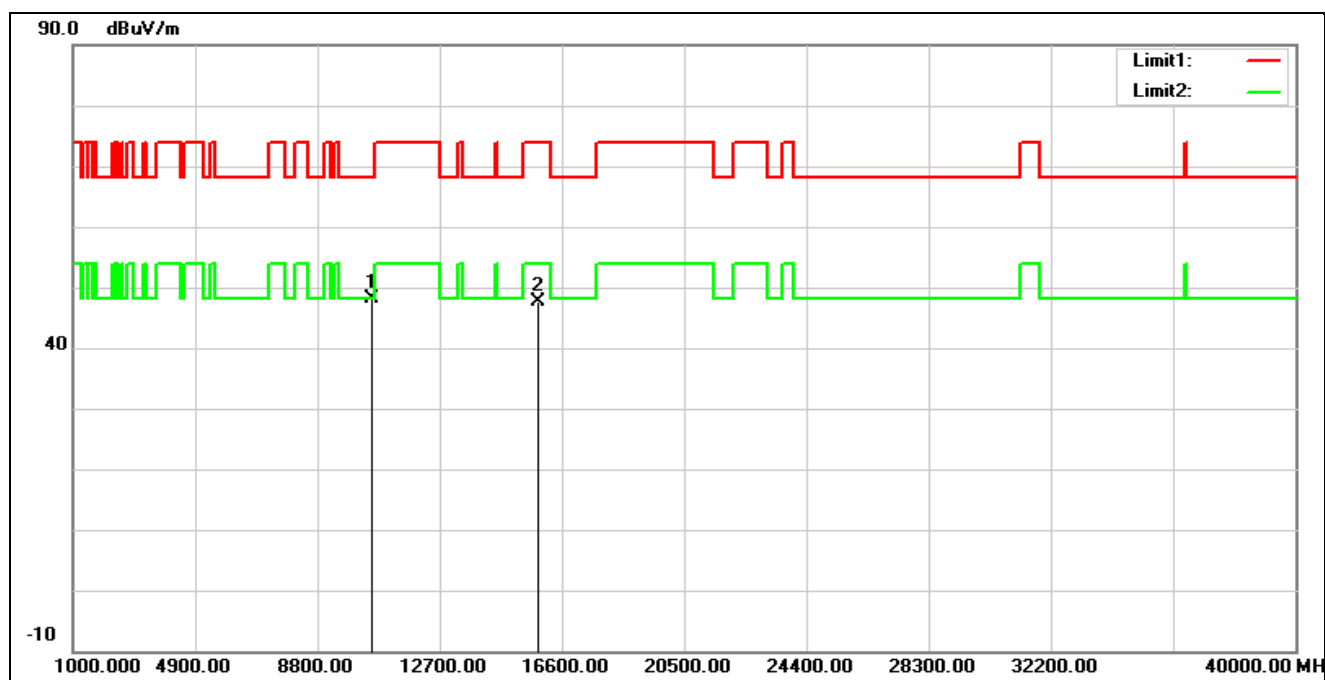
No.	Frequency (MHz)	Reading (dBuV)	Correction (dB/m)	Result (dBuV/m)	Limit (dBuV/m)	Margin (dB)	Remark
1*	10520.000	35.38	14.31	49.69	68.20	-18.51	peak
2	15780.000	31.70	16.38	48.08	74.00	-25.92	peak

Standard:	Part 15.407	Test Site:	966 Chamber
Polarization:	Vertical		
Test Mode:	802.11ac VHT20 5260 MHz		
Remark:			



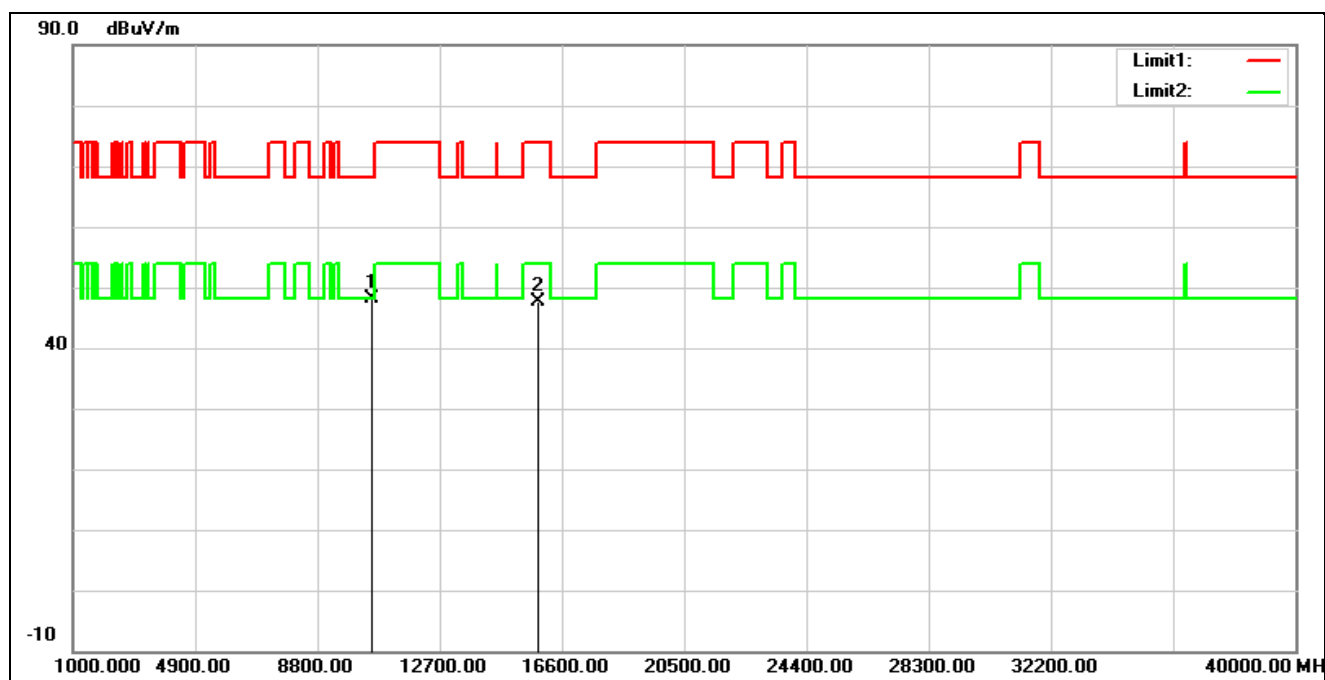
No.	Frequency (MHz)	Reading (dBuV)	Correction (dB/m)	Result (dBuV/m)	Limit (dBuV/m)	Margin (dB)	Remark
1*	10520.000	34.90	14.31	49.21	68.20	-18.99	peak
2	15780.000	31.91	16.38	48.29	74.00	-25.71	peak

Standard:	Part 15.407	Test Site:	966 Chamber
Polarization:	Horizontal		
Test Mode:	802.11ac VHT20 5280 MHz		
Remark:			



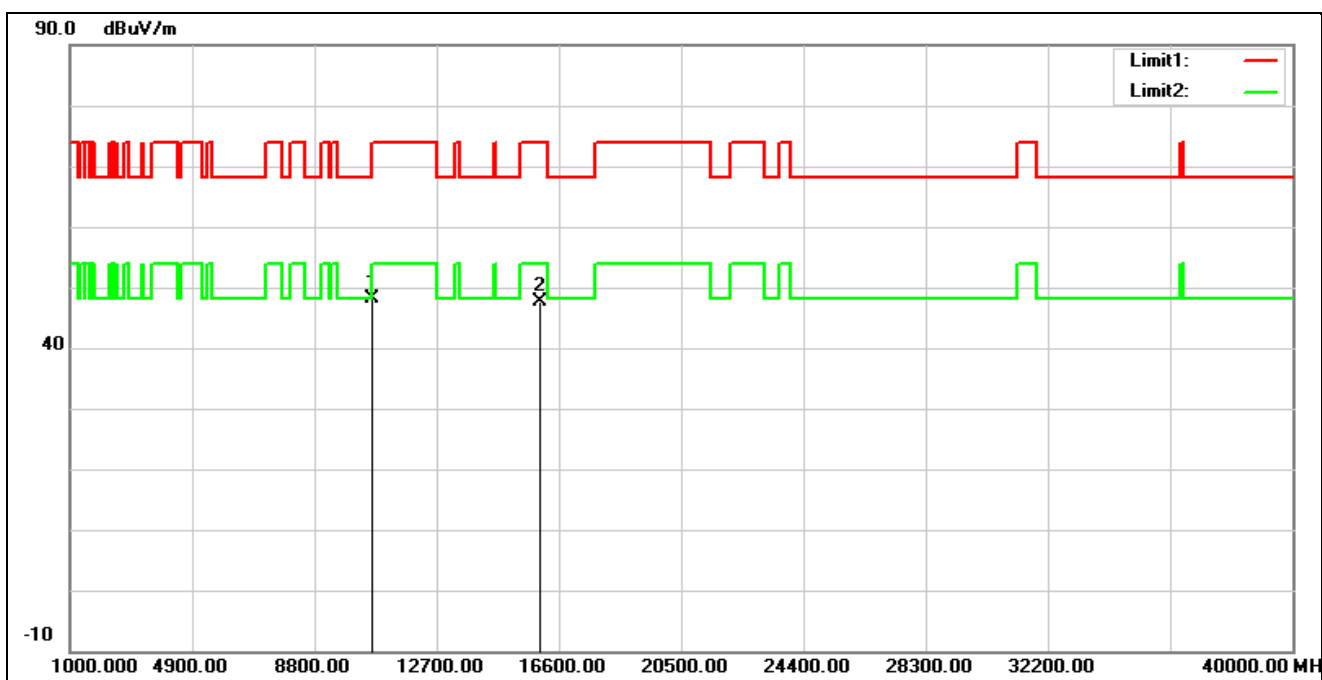
No.	Frequency (MHz)	Reading (dBuV)	Correction (dB/m)	Result (dBuV/m)	Limit (dBuV/m)	Margin (dB)	Remark
1*	10560.000	33.78	14.31	48.09	68.20	-20.11	peak
2	15840.000	31.33	16.18	47.51	74.00	-26.49	peak

Standard:	Part 15.407	Test Site:	966 Chamber
Polarization:	Vertical		
Test Mode:	802.11ac VHT20 5280 MHz		
Remark:			



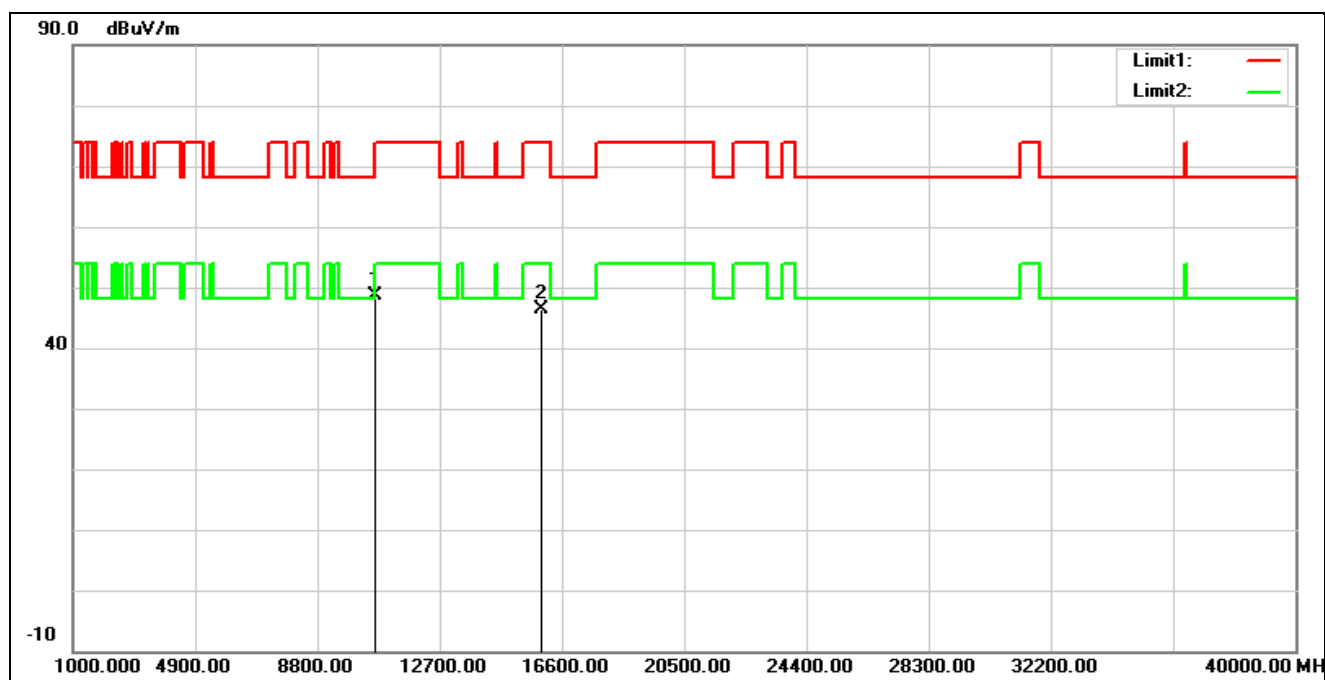
No.	Frequency (MHz)	Reading (dBuV)	Correction (dB/m)	Result (dBuV/m)	Limit (dBuV/m)	Margin (dB)	Remark
1*	10560.000	33.85	14.31	48.16	68.20	-20.04	peak
2	15840.000	31.38	16.18	47.56	74.00	-26.44	peak

Standard:	Part 15.407	Test Site:	966 Chamber
Polarization:	Horizontal		
Test Mode:	802.11ac VHT20 5320 MHz		
Remark:			



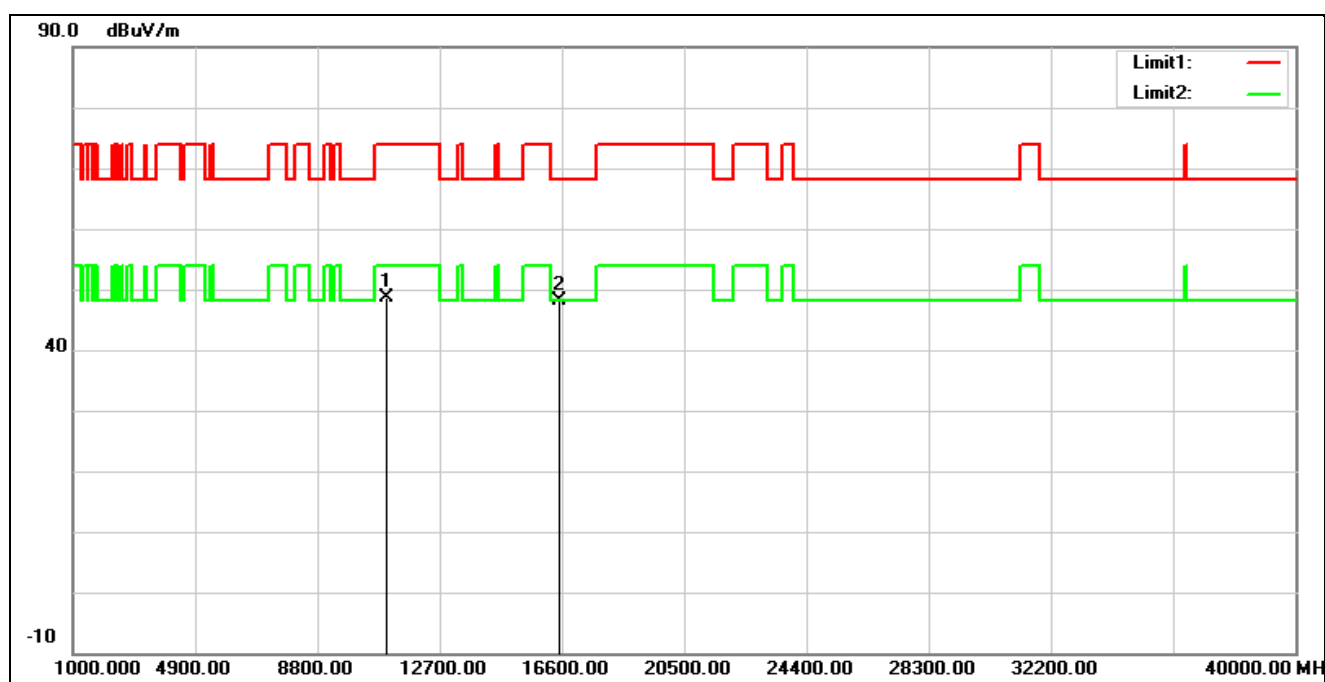
No.	Frequency (MHz)	Reading (dBuV)	Correction (dB/m)	Result (dBuV/m)	Limit (dBuV/m)	Margin (dB)	Remark
1*	10640.000	33.87	14.19	48.06	74.00	-25.94	peak
2	15960.000	31.96	15.77	47.73	74.00	-26.27	peak

Standard:	Part 15.407	Test Site:	966 Chamber
Polarization:	Vertical		
Test Mode:	802.11ac VHT20 5320 MHz		
Remark:			



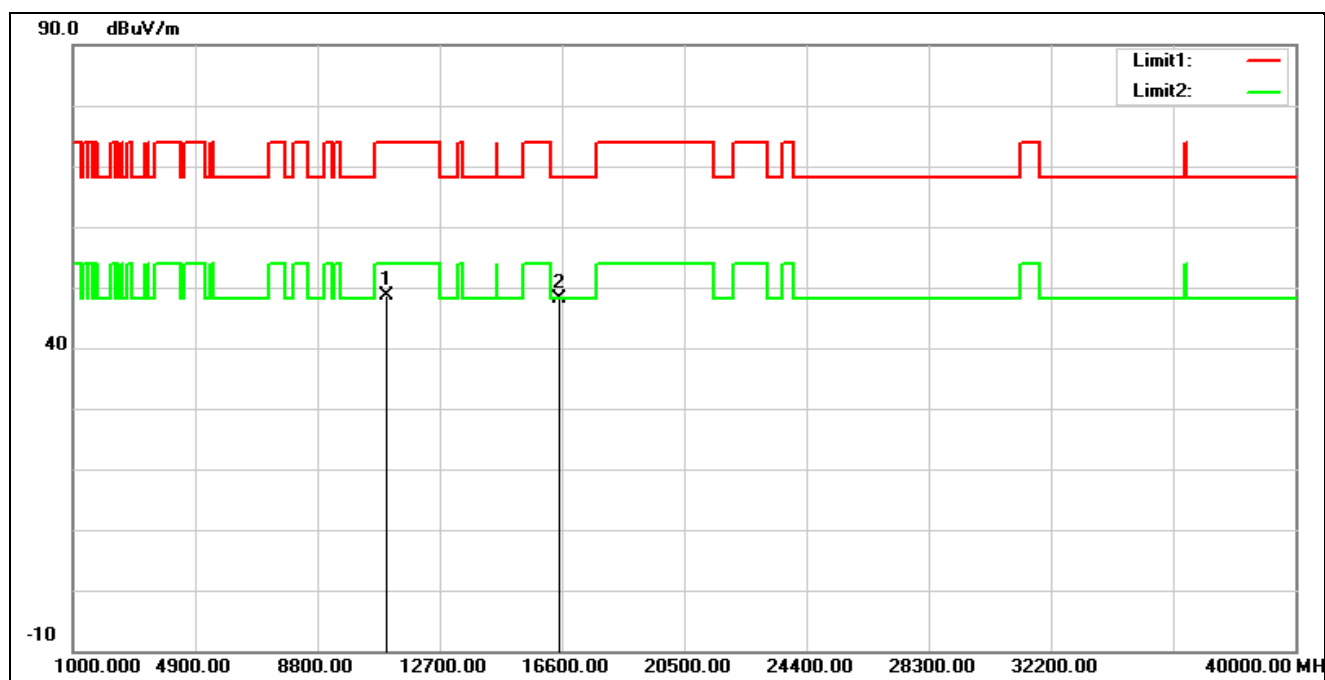
No.	Frequency (MHz)	Reading (dBuV)	Correction (dB/m)	Result (dBuV/m)	Limit (dBuV/m)	Margin (dB)	Remark
1*	10640.000	34.38	14.19	48.57	74.00	-25.43	peak
2	15960.000	30.69	15.77	46.46	74.00	-27.54	peak

Standard:	Part 15.407	Test Site:	966 Chamber
Polarization:	Horizontal		
Test Mode:	802.11ac VHT20 5500 MHz		
Remark:			



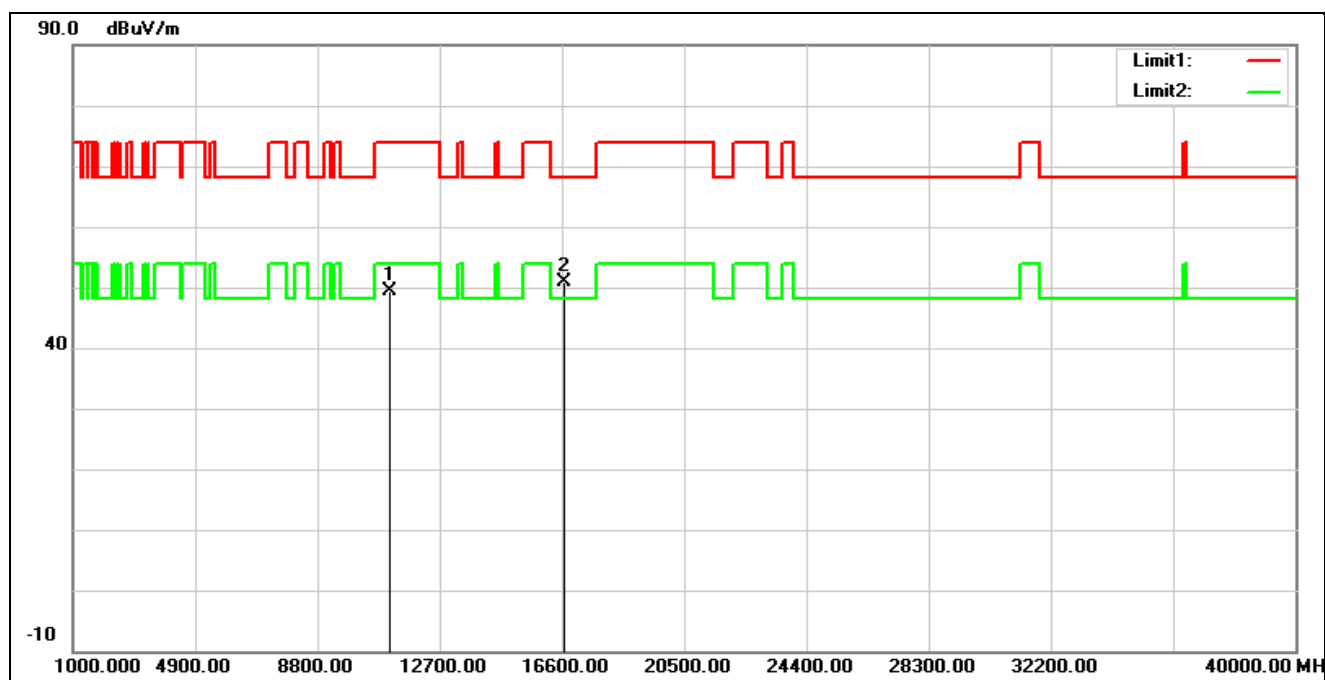
No.	Frequency (MHz)	Reading (dBuV)	Correction (dB/m)	Result (dBuV/m)	Limit (dBuV/m)	Margin (dB)	Remark
1	11000.000	34.32	14.22	48.54	74.00	-25.46	peak
2*	16500.000	31.16	16.87	48.03	68.20	-20.17	peak

Standard:	Part 15.407	Test Site:	966 Chamber
Polarization:	Vertical		
Test Mode:	802.11ac VHT20 5500 MHz		
Remark:			



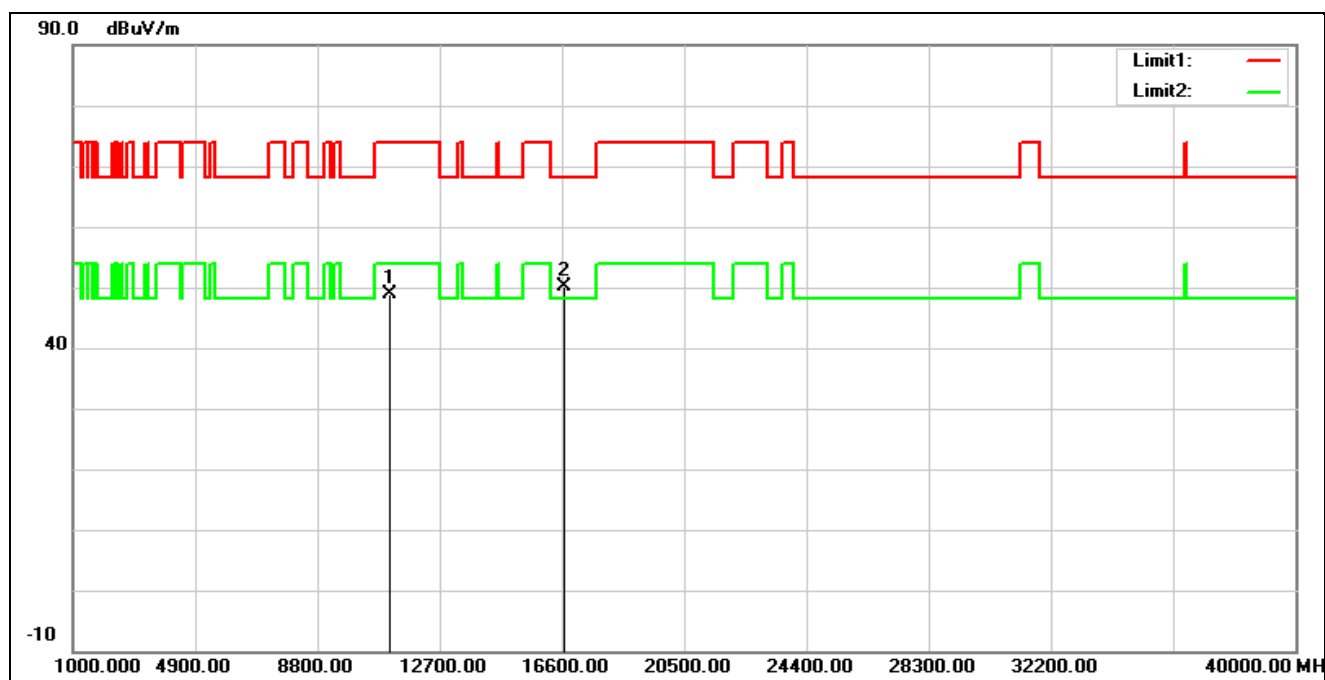
No.	Frequency (MHz)	Reading (dBuV)	Correction (dB/m)	Result (dBuV/m)	Limit (dBuV/m)	Margin (dB)	Remark
1	11000.000	34.52	14.22	48.74	74.00	-25.26	peak
2*	16500.000	31.33	16.87	48.20	68.20	-20.00	peak

Standard:	Part 15.407	Test Site:	966 Chamber
Polarization:	Horizontal		
Test Mode:	802.11ac VHT20 5560 MHz		
Remark:			



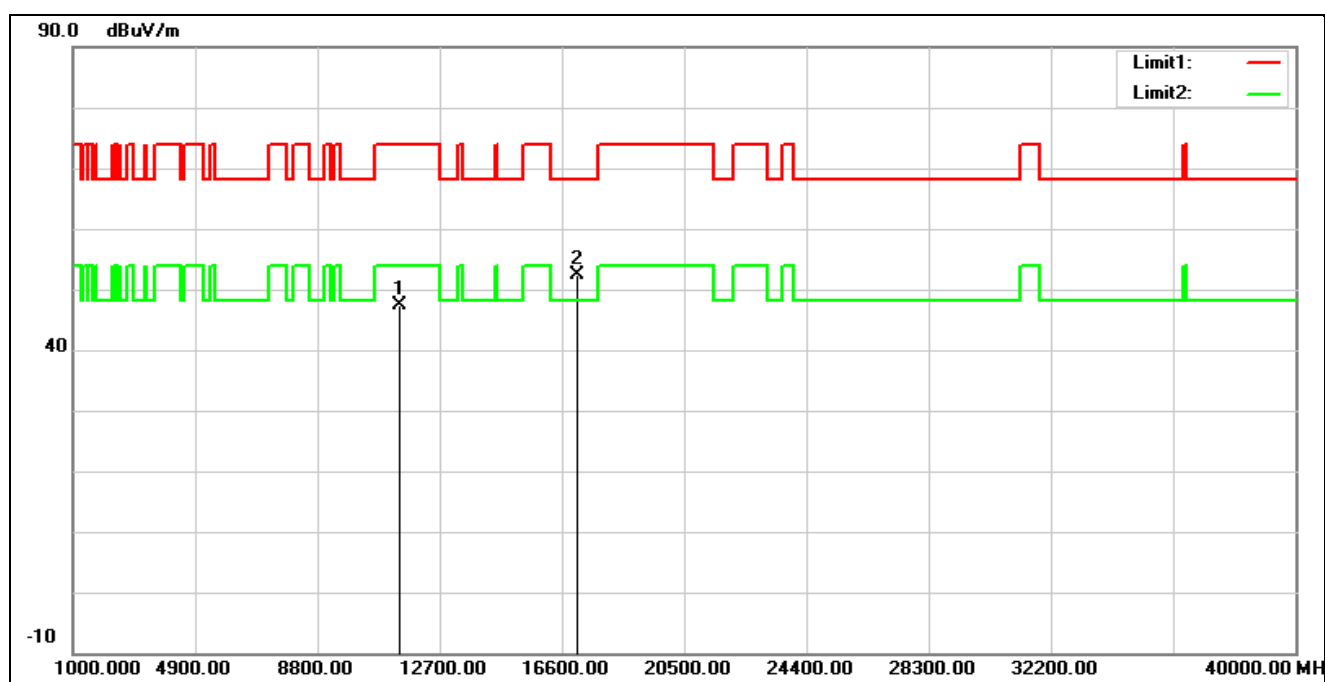
No.	Frequency (MHz)	Reading (dBuV)	Correction (dB/m)	Result (dBuV/m)	Limit (dBuV/m)	Margin (dB)	Remark
1	11120.000	34.98	14.49	49.47	74.00	-24.53	peak
2*	16680.000	32.81	17.98	50.79	68.20	-17.41	peak

Standard:	Part 15.407	Test Site:	966 Chamber
Polarization:	Vertical		
Test Mode:	802.11ac VHT20 5560 MHz		
Remark:			



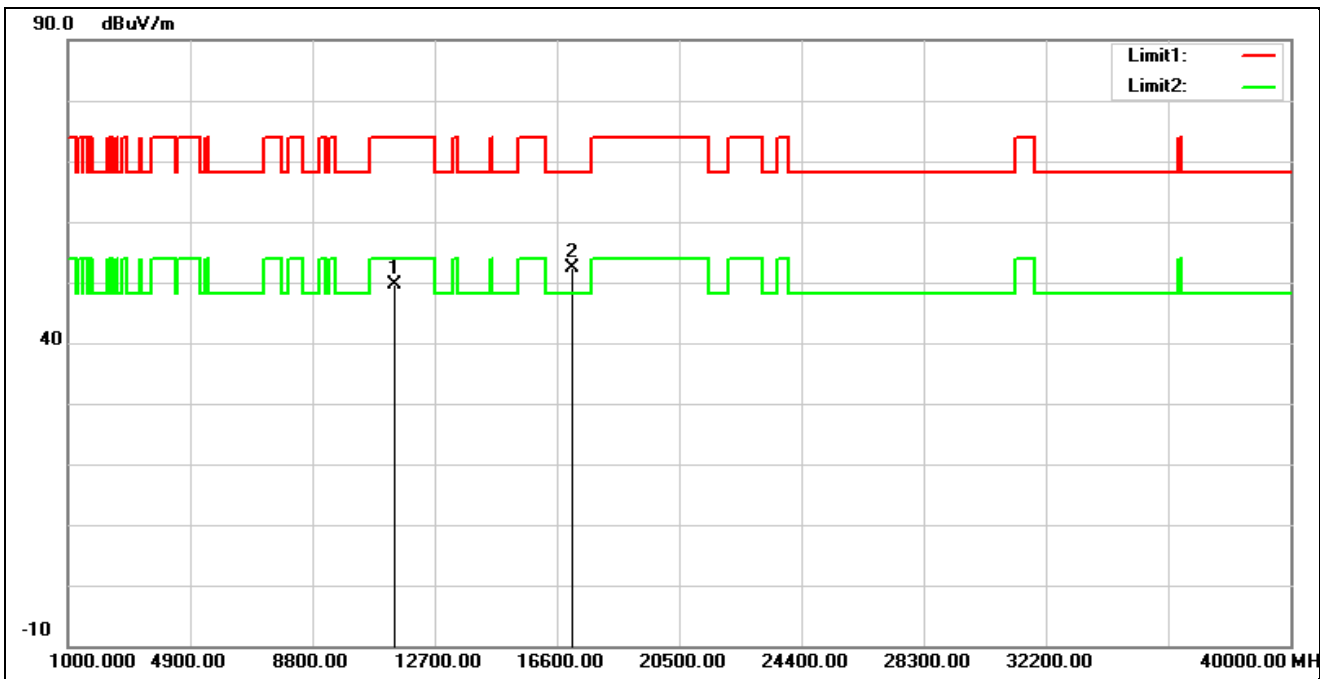
No.	Frequency (MHz)	Reading (dBuV)	Correction (dB/m)	Result (dBuV/m)	Limit (dBuV/m)	Margin (dB)	Remark
1	11120.000	34.28	14.49	48.77	74.00	-25.23	peak
2*	16680.000	32.07	17.98	50.05	68.20	-18.15	peak

Standard:	Part 15.407	Test Site:	966 Chamber
Polarization:	Horizontal		
Test Mode:	802.11ac VHT20 5700 MHz		
Remark:			



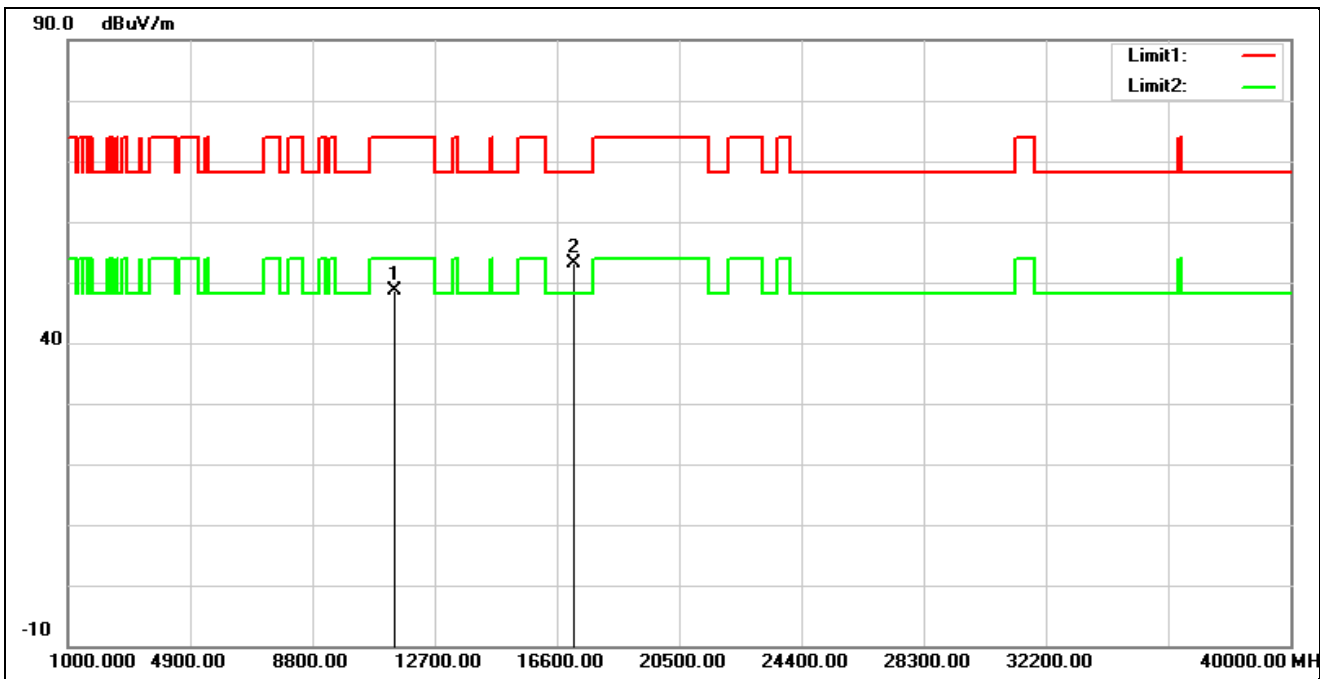
No.	Frequency (MHz)	Reading (dBuV)	Correction (dB/m)	Result (dBuV/m)	Limit (dBuV/m)	Margin (dB)	Remark
1	11400.000	33.00	14.26	47.26	74.00	-26.74	peak
2*	17100.000	31.75	20.69	52.44	68.20	-15.76	peak

Standard:	Part 15.407	Test Site:	966 Chamber
Polarization:	Vertical		
Test Mode:	802.11ac VHT20 5700 MHz		
Remark:			



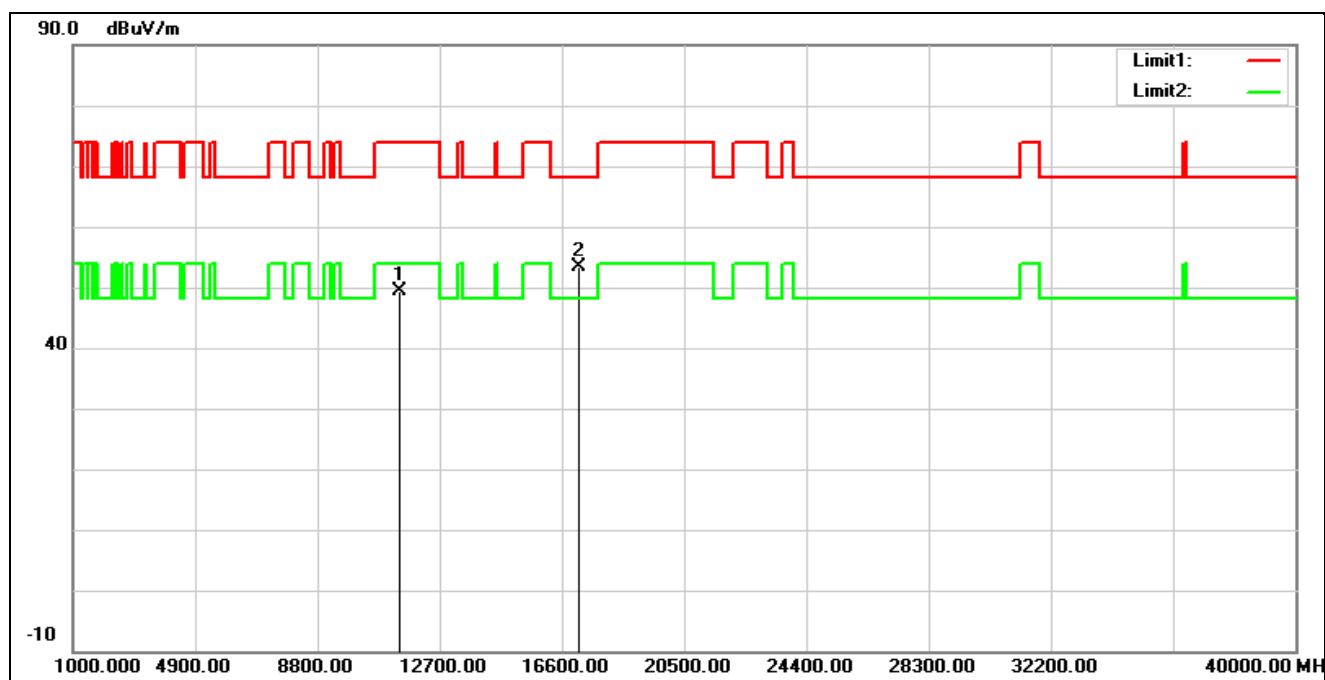
No.	Frequency (MHz)	Reading (dBuV)	Correction (dB/m)	Result (dBuV/m)	Limit (dBuV/m)	Margin (dB)	Remark
1	11400.000	35.26	14.26	49.52	74.00	-24.48	peak
2*	17100.000	31.66	20.69	52.35	68.20	-15.85	peak

Standard:	Part 15.407	Test Site:	966 Chamber
Polarization:	Horizontal		
Test Mode:	802.11ac VHT20 5720 MHz		
Remark:			



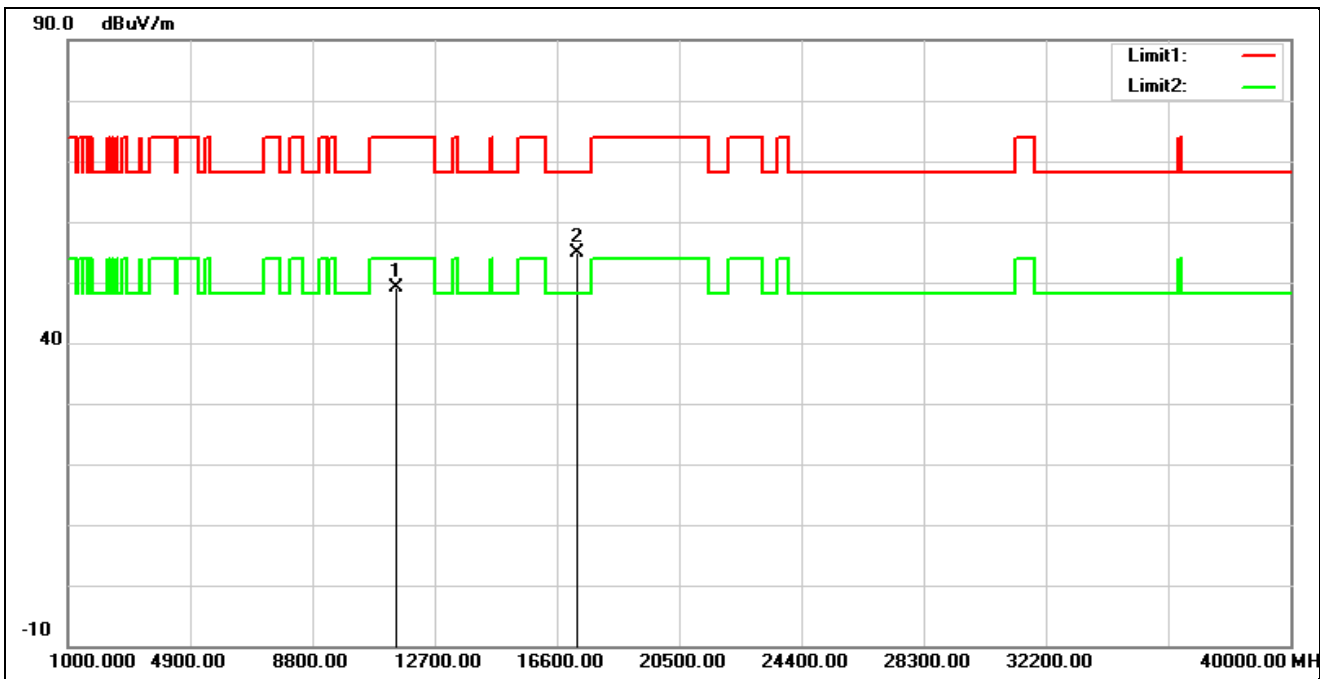
No.	Frequency (MHz)	Reading (dBuV)	Correction (dB/m)	Result (dBuV/m)	Limit (dBuV/m)	Margin (dB)	Remark
1	11440.000	34.17	14.56	48.73	74.00	-25.27	peak
2*	17160.000	32.12	21.09	53.21	68.20	-14.99	peak

Standard:	Part 15.407	Test Site:	966 Chamber
Polarization:	Vertical		
Test Mode:	802.11ac VHT20 5720 MHz		
Remark:			



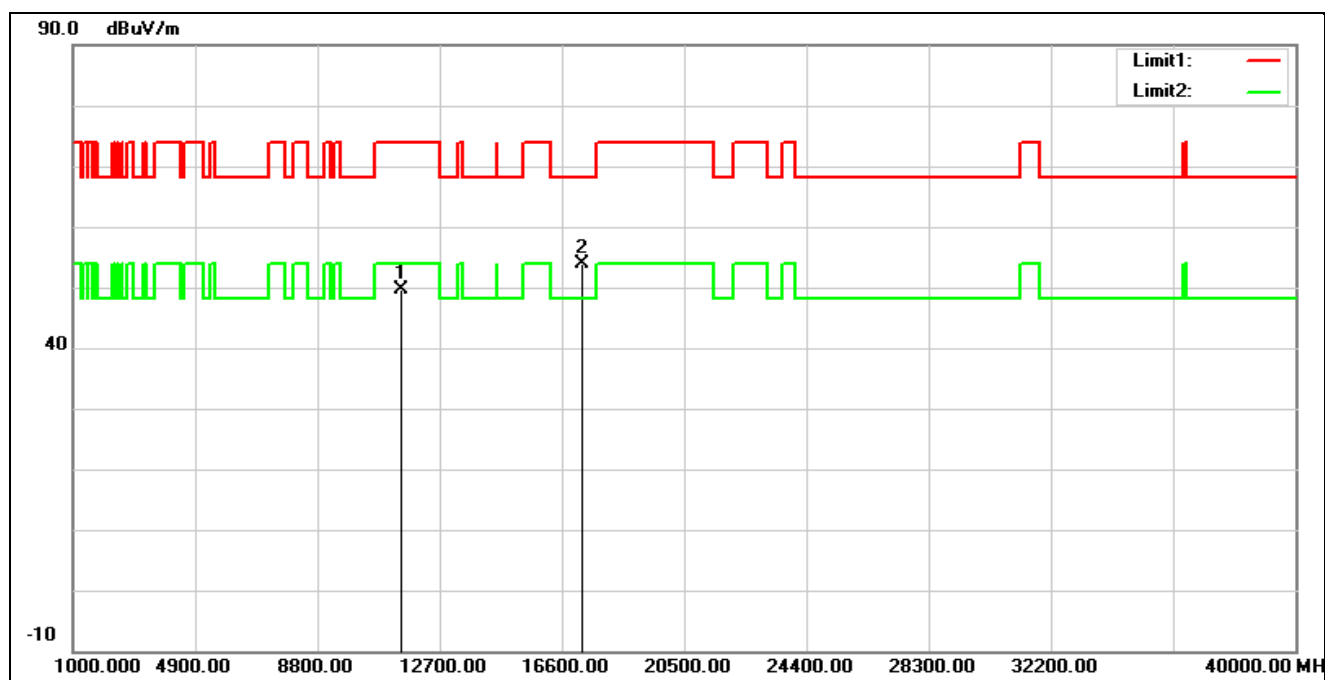
No.	Frequency (MHz)	Reading (dBuV)	Correction (dB/m)	Result (dBuV/m)	Limit (dBuV/m)	Margin (dB)	Remark
1	11440.000	34.90	14.56	49.46	74.00	-24.54	peak
2*	17160.000	32.26	21.09	53.35	68.20	-14.85	peak

Standard:	Part 15.407	Test Site:	966 Chamber
Polarization:	Horizontal		
Test Mode:	802.11ac VHT20 5745 MHz		
Remark:			



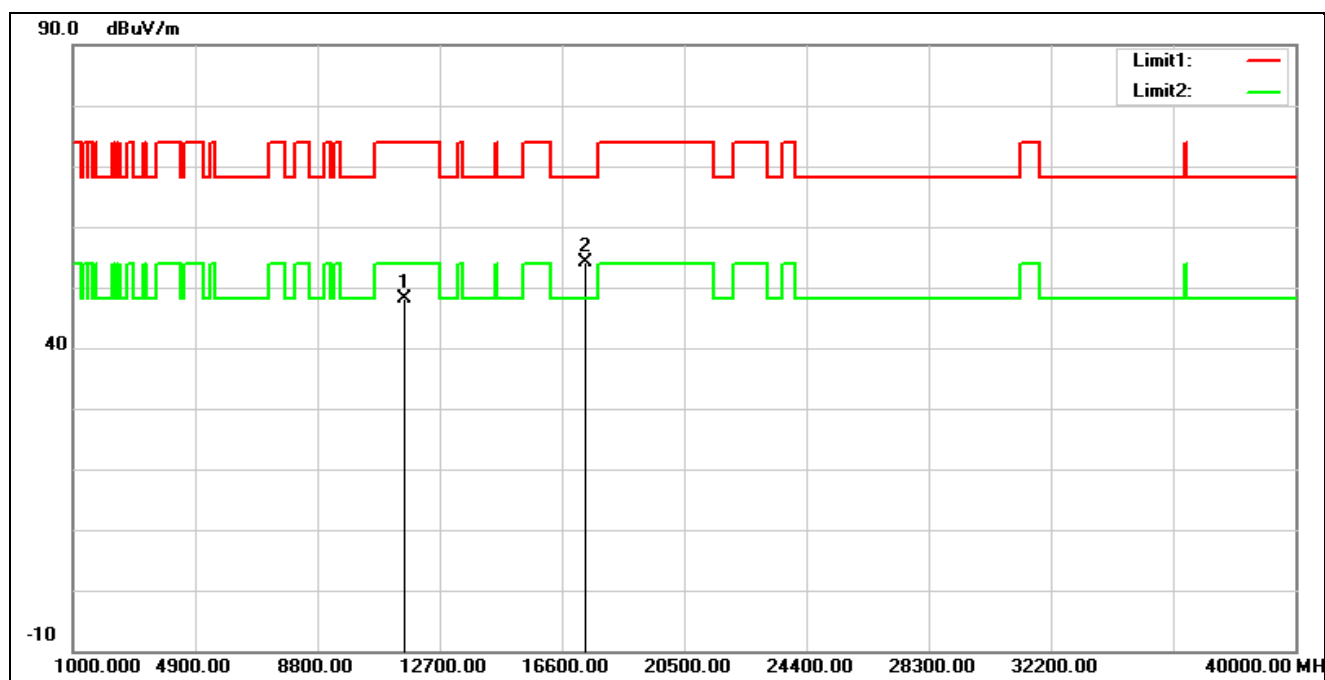
No.	Frequency (MHz)	Reading (dBuV)	Correction (dB/m)	Result (dBuV/m)	Limit (dBuV/m)	Margin (dB)	Remark
1	11490.000	34.22	14.93	49.15	74.00	-24.85	peak
2*	17235.000	33.28	21.70	54.98	68.20	-13.22	peak

Standard:	Part 15.407	Test Site:	966 Chamber
Polarization:	Vertical		
Test Mode:	802.11ac VHT20 5745 MHz		
Remark:			



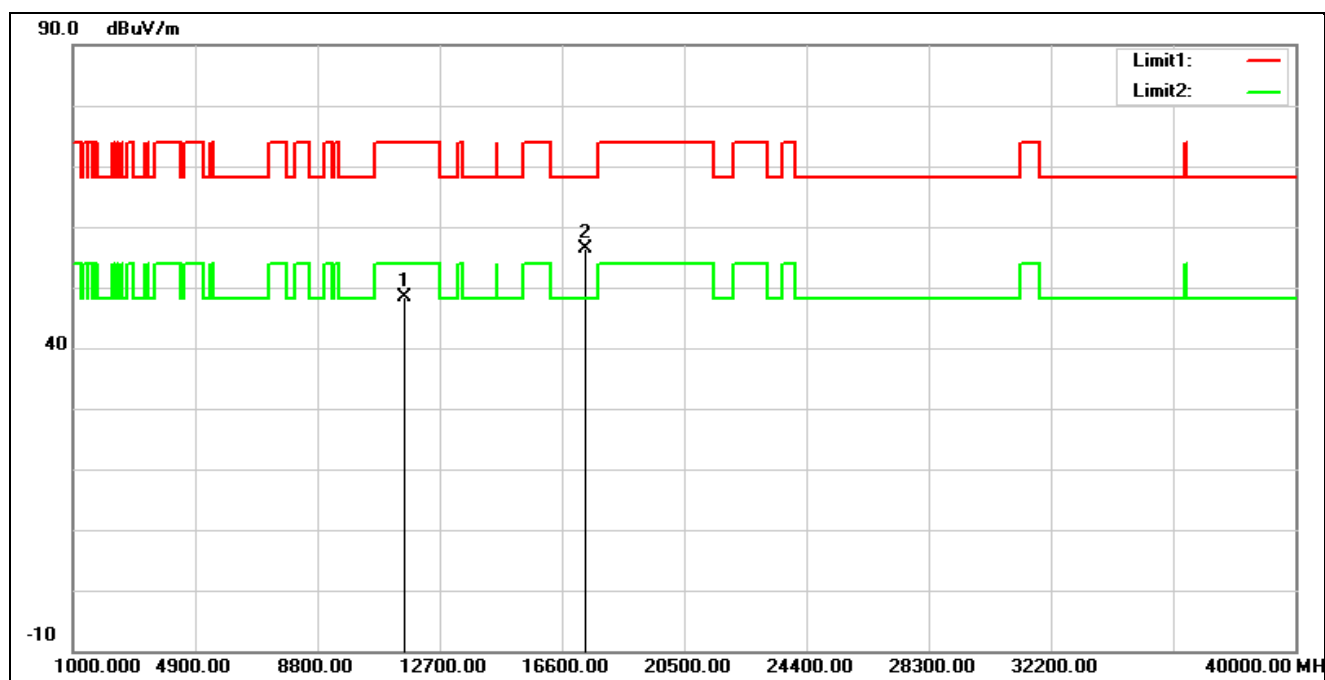
No.	Frequency (MHz)	Reading (dBuV)	Correction (dB/m)	Result (dBuV/m)	Limit (dBuV/m)	Margin (dB)	Remark
1	11490.000	34.76	14.93	49.69	74.00	-24.31	peak
2*	17235.000	32.12	21.70	53.82	68.20	-14.38	peak

Standard:	Part 15.407	Test Site:	966 Chamber
Polarization:	Horizontal		
Test Mode:	802.11ac VHT20 5785 MHz		
Remark:			



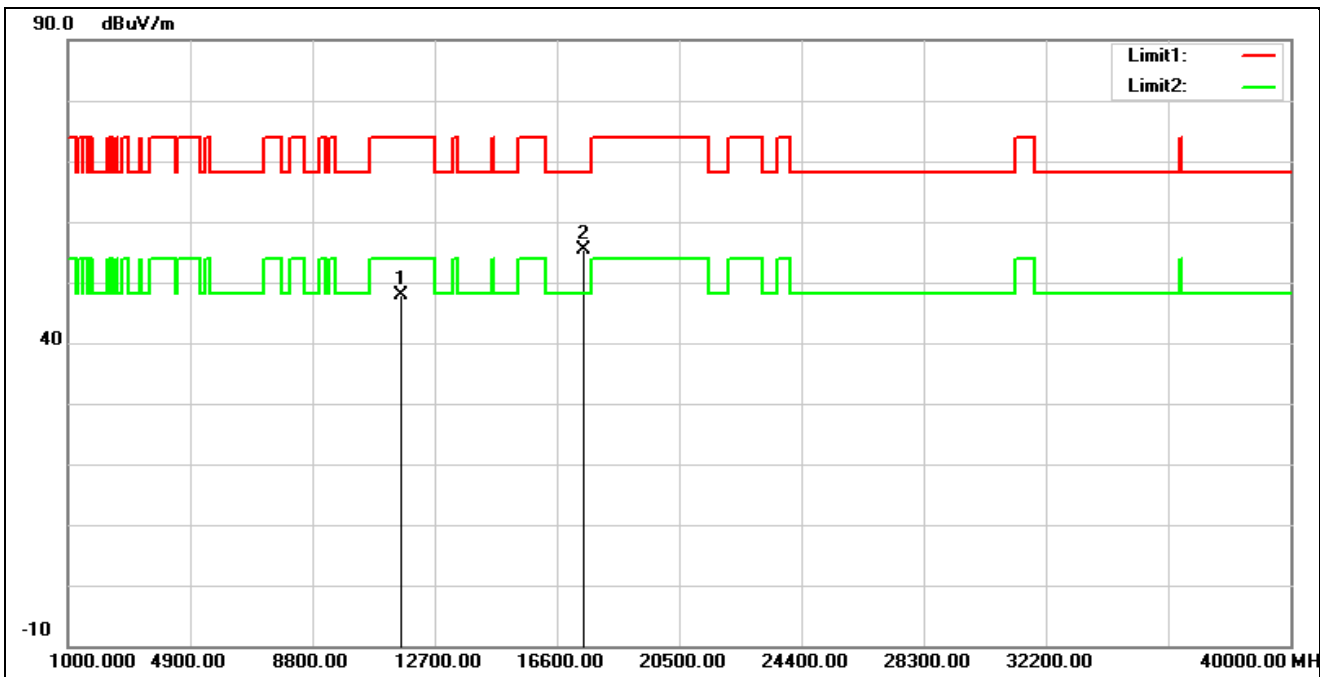
No.	Frequency (MHz)	Reading (dBuV)	Correction (dB/m)	Result (dBuV/m)	Limit (dBuV/m)	Margin (dB)	Remark
1	11570.000	33.48	14.60	48.08	74.00	-25.92	peak
2*	17355.000	31.42	22.64	54.06	68.20	-14.14	peak

Standard:	Part 15.407	Test Site:	966 Chamber
Polarization:	Vertical		
Test Mode:	802.11ac VHT20 5785 MHz		
Remark:			



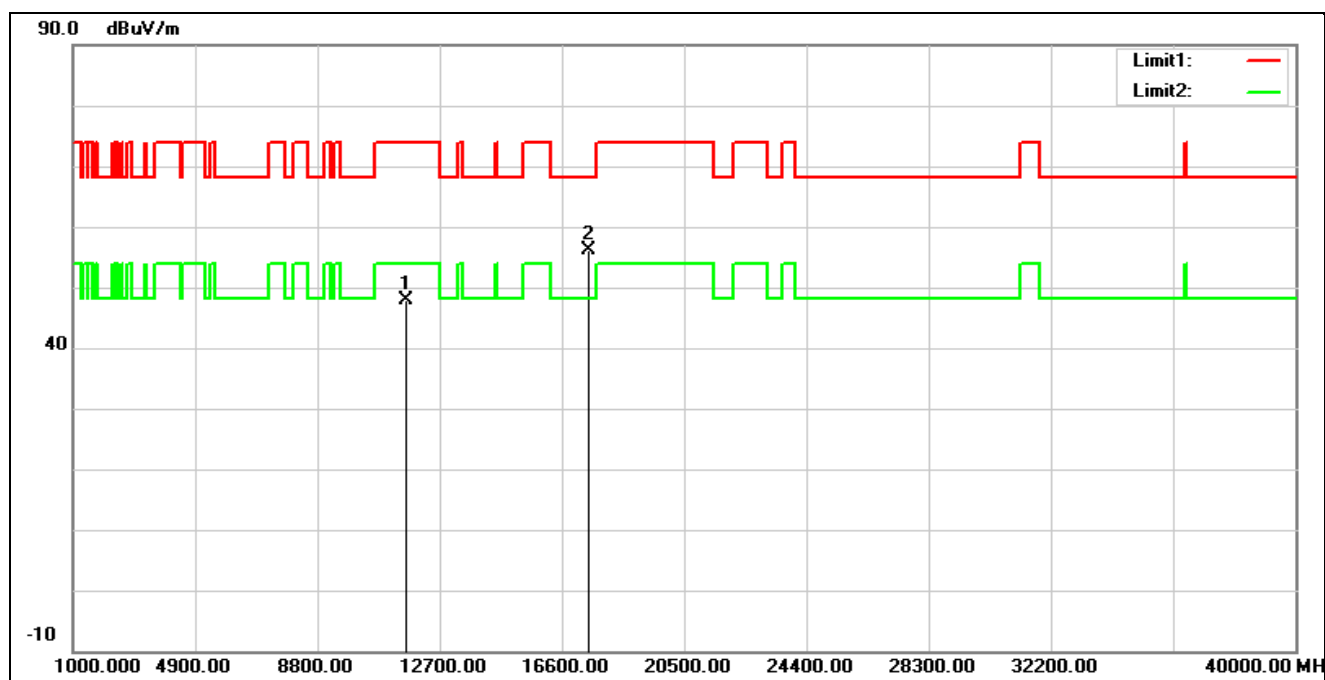
No.	Frequency (MHz)	Reading (dBuV)	Correction (dB/m)	Result (dBuV/m)	Limit (dBuV/m)	Margin (dB)	Remark
1	11570.000	33.67	14.60	48.27	74.00	-25.73	peak
2*	17355.000	33.75	22.64	56.39	68.20	-11.81	peak

Standard:	Part 15.407	Test Site:	966 Chamber
Polarization:	Horizontal		
Test Mode:	802.11ac VHT20 5825 MHz		
Remark:			



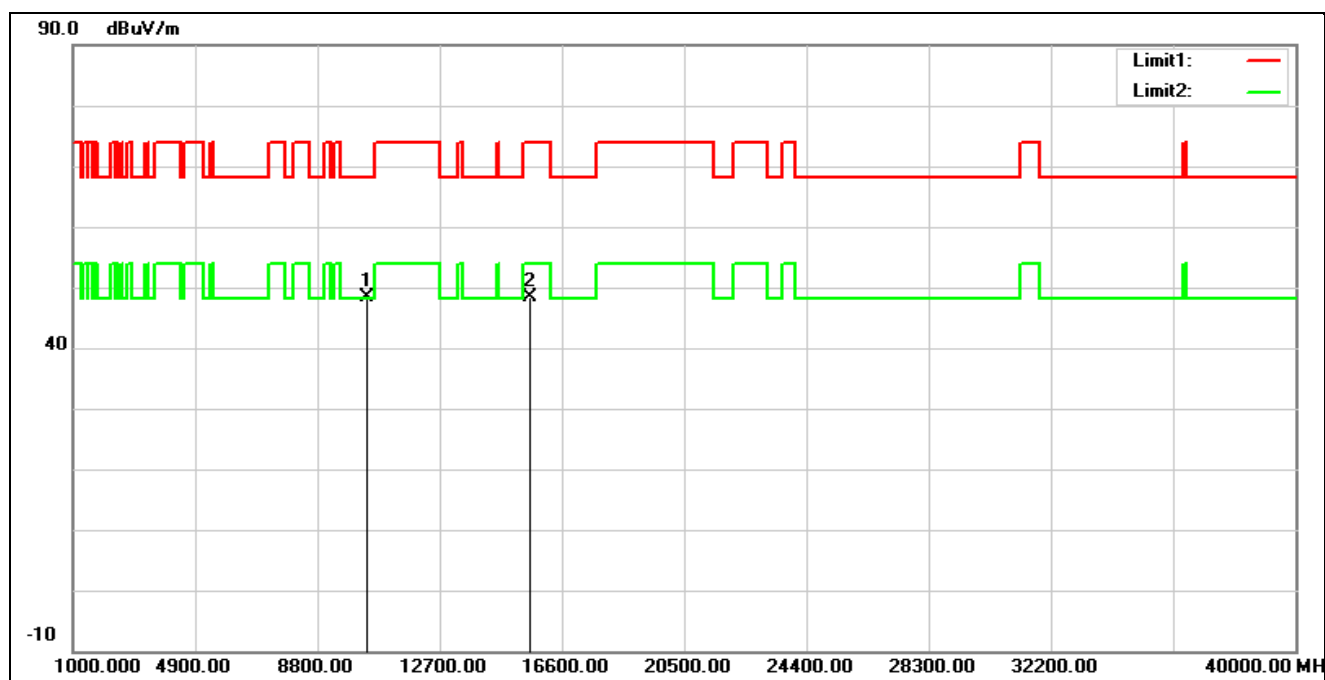
No.	Frequency (MHz)	Reading (dBuV)	Correction (dB/m)	Result (dBuV/m)	Limit (dBuV/m)	Margin (dB)	Remark
1	11650.000	33.57	14.39	47.96	74.00	-26.04	peak
2*	17475.000	31.51	23.92	55.43	68.20	-12.77	peak

Standard:	Part 15.407	Test Site:	966 Chamber
Polarization:	Vertical		
Test Mode:	802.11ac VHT20 5825 MHz		
Remark:			



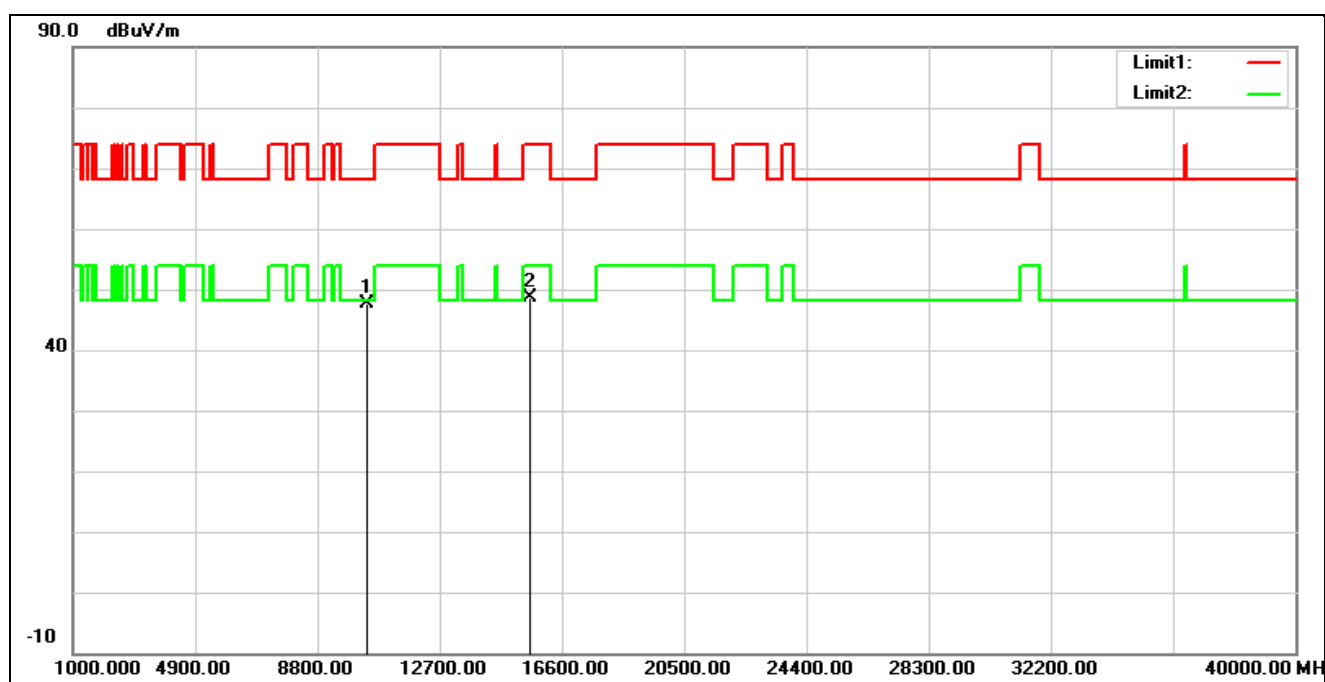
No.	Frequency (MHz)	Reading (dBuV)	Correction (dB/m)	Result (dBuV/m)	Limit (dBuV/m)	Margin (dB)	Remark
1	11650.000	33.55	14.39	47.94	74.00	-26.06	peak
2*	17475.000	32.30	23.92	56.22	68.20	-11.98	peak

Standard:	Part 15.407	Test Site:	966 Chamber
Polarization:	Horizontal		
Test Mode:	802.11ac VHT40 5190 MHz		
Remark:			



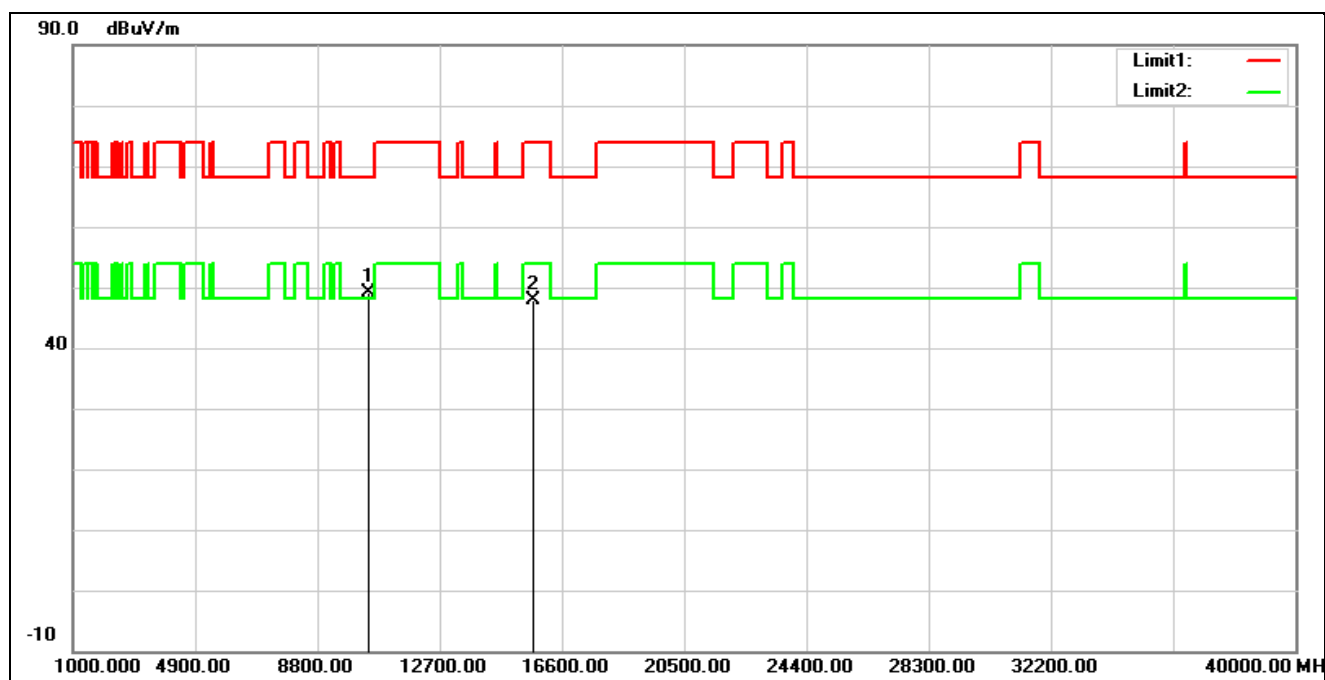
No.	Frequency (MHz)	Reading (dBuV)	Correction (dB/m)	Result (dBuV/m)	Limit (dBuV/m)	Margin (dB)	Remark
1*	10380.000	34.42	13.93	48.35	68.20	-19.85	peak
2	15570.000	31.84	16.62	48.46	74.00	-25.54	peak

Standard:	Part 15.407	Test Site:	966 Chamber
Polarization:	Vertical		
Test Mode:	802.11ac VHT40 5190 MHz		
Remark:			



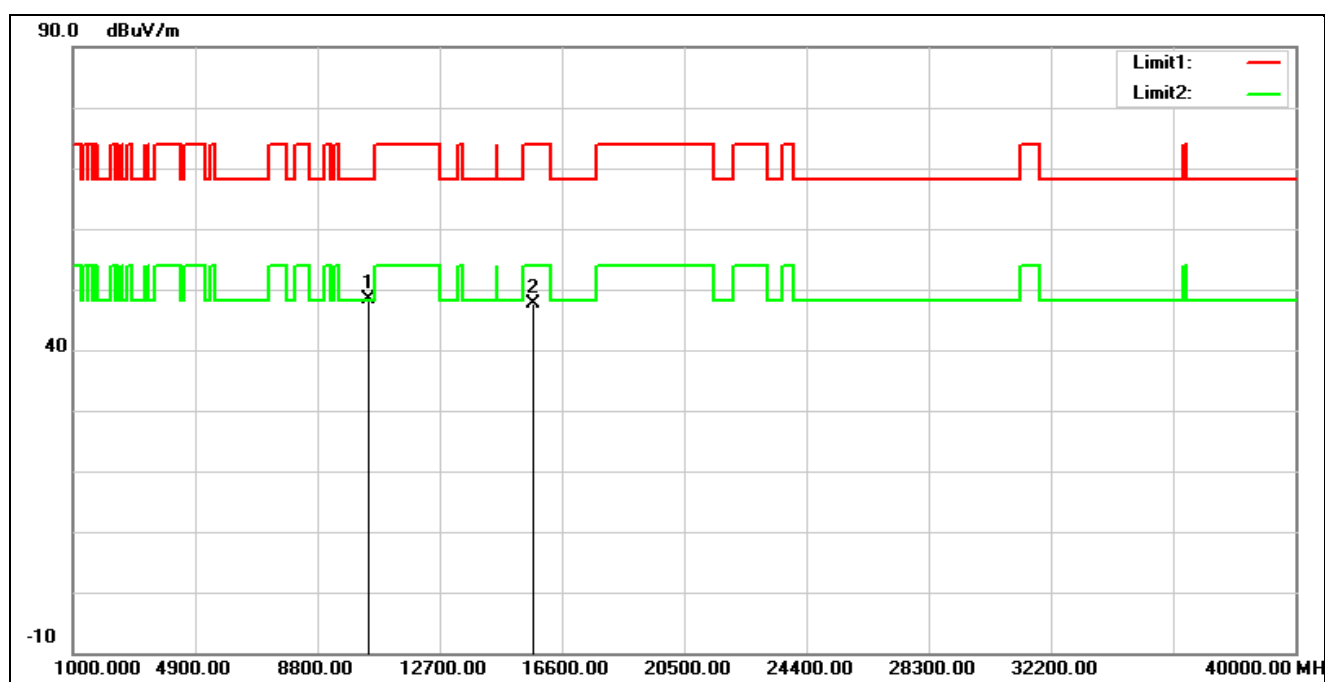
No.	Frequency (MHz)	Reading (dBuV)	Correction (dB/m)	Result (dBuV/m)	Limit (dBuV/m)	Margin (dB)	Remark
1*	10380.000	33.73	13.93	47.66	68.20	-20.54	peak
2	15570.000	32.04	16.62	48.66	74.00	-25.34	peak

Standard:	Part 15.407	Test Site:	966 Chamber
Polarization:	Horizontal		
Test Mode:	802.11ac VHT40 5230 MHz		
Remark:			



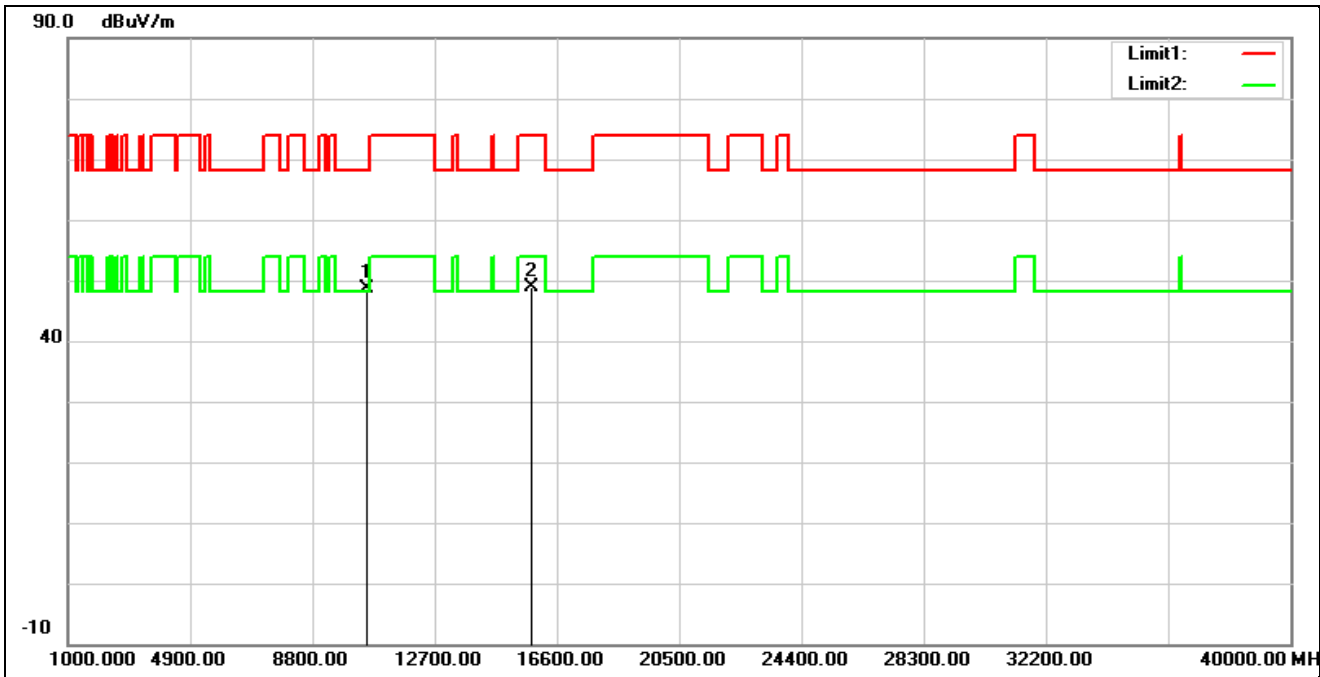
No.	Frequency (MHz)	Reading (dBuV)	Correction (dB/m)	Result (dBuV/m)	Limit (dBuV/m)	Margin (dB)	Remark
1*	10460.000	35.04	14.20	49.24	68.20	-18.96	peak
2	15690.000	31.36	16.52	47.88	74.00	-26.12	peak

Standard:	Part 15.407	Test Site:	966 Chamber
Polarization:	Vertical		
Test Mode:	802.11ac VHT40 5230 MHz		
Remark:			



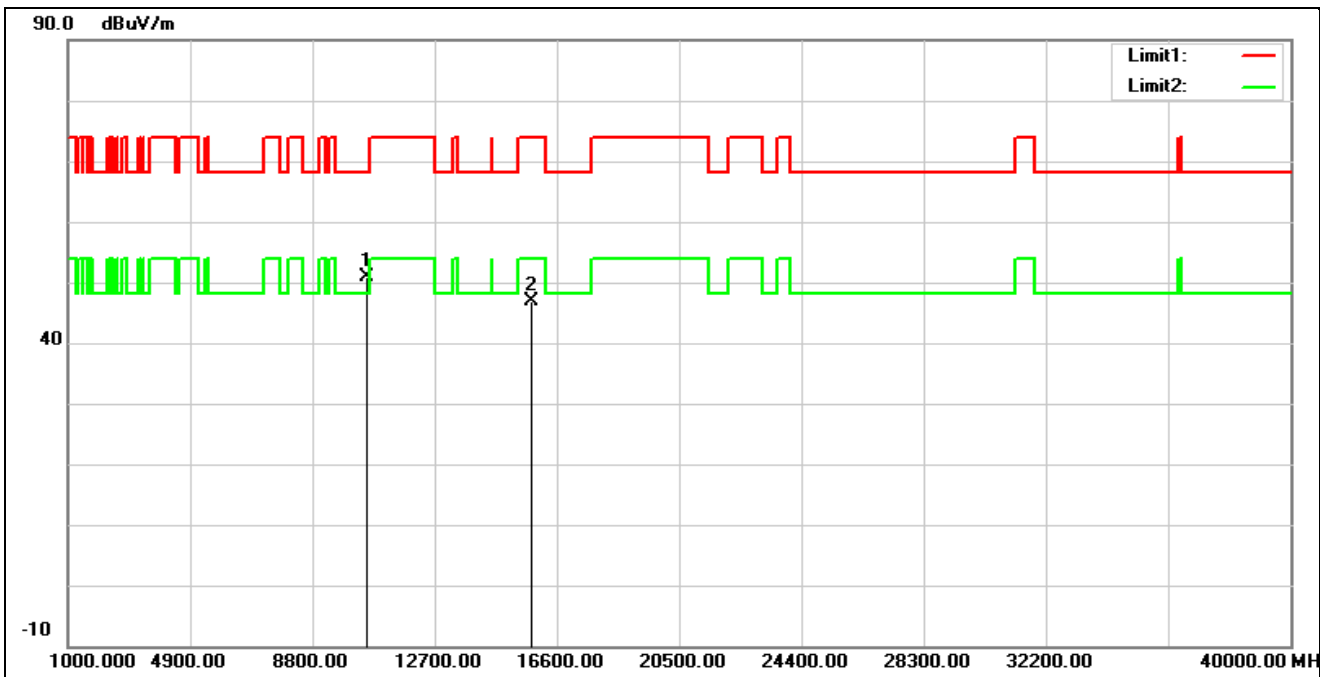
No.	Frequency (MHz)	Reading (dBuV)	Correction (dB/m)	Result (dBuV/m)	Limit (dBuV/m)	Margin (dB)	Remark
1*	10460.000	34.21	14.20	48.41	68.20	-19.79	peak
2	15690.000	31.14	16.52	47.66	74.00	-26.34	peak

Standard:	Part 15.407	Test Site:	966 Chamber
Polarization:	Horizontal		
Test Mode:	802.11ac VHT40 5270 MHz		
Remark:			



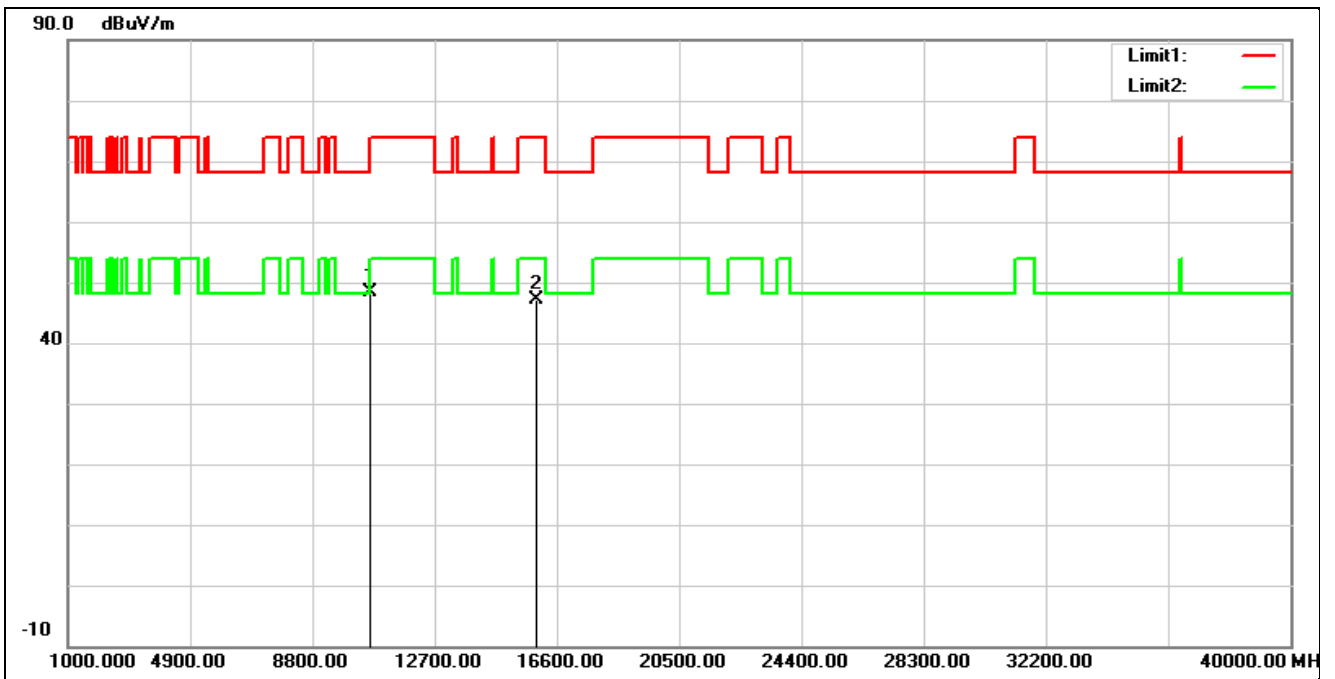
No.	Frequency (MHz)	Reading (dBuV)	Correction (dB/m)	Result (dBuV/m)	Limit (dBuV/m)	Margin (dB)	Remark
1*	10540.000	34.30	14.32	48.62	68.20	-19.58	peak
2	15810.000	32.49	16.29	48.78	74.00	-25.22	peak

Standard:	Part 15.407	Test Site:	966 Chamber
Polarization:	Vertical		
Test Mode:	802.11ac VHT40 5270 MHz		
Remark:			



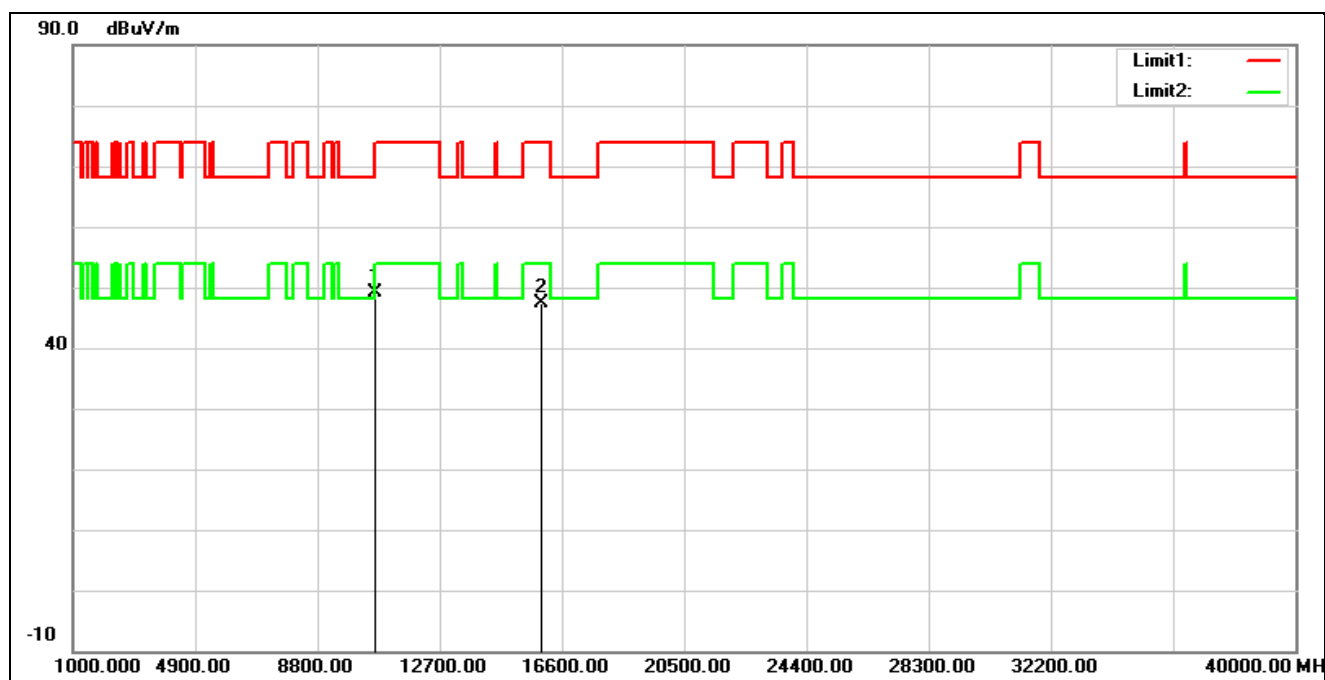
No.	Frequency (MHz)	Reading (dBuV)	Correction (dB/m)	Result (dBuV/m)	Limit (dBuV/m)	Margin (dB)	Remark
1*	10540.000	36.62	14.32	50.94	68.20	-17.26	peak
2	15810.000	30.63	16.29	46.92	74.00	-27.08	peak

Standard:	Part 15.407	Test Site:	966 Chamber
Polarization:	Horizontal		
Test Mode:	802.11ac VHT40 5310 MHz		
Remark:			



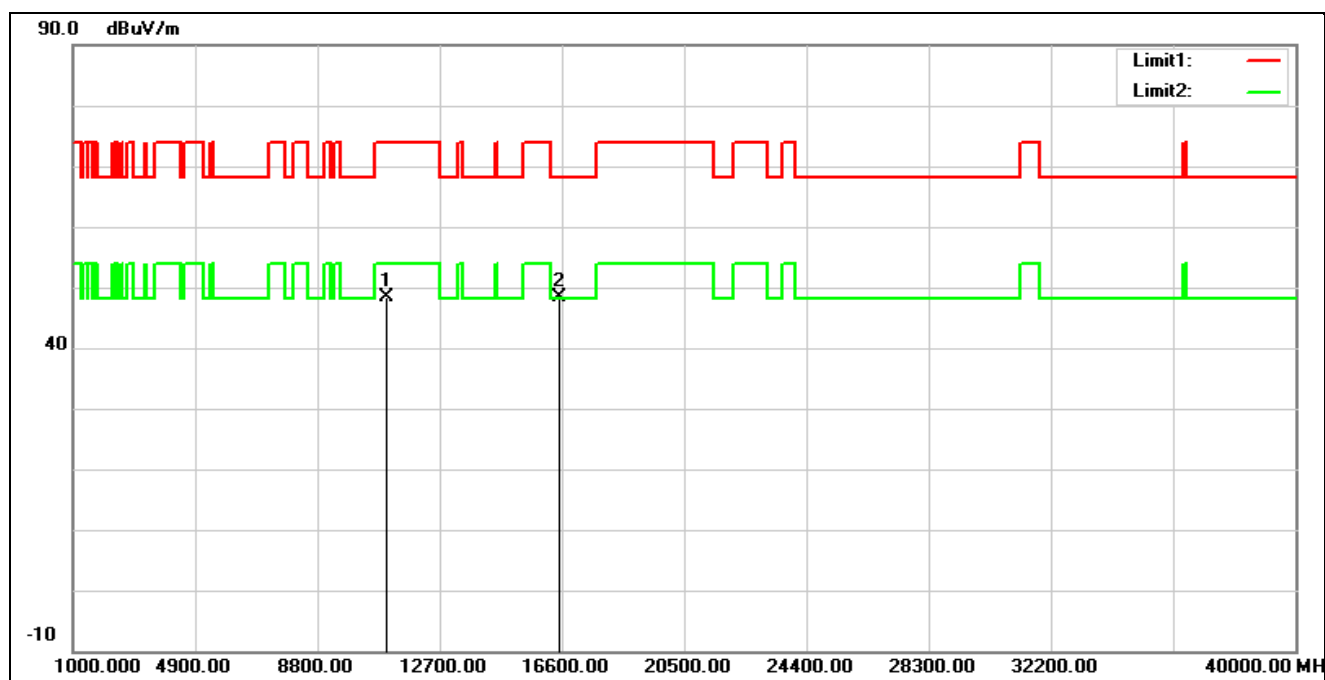
No.	Frequency (MHz)	Reading (dBuV)	Correction (dB/m)	Result (dBuV/m)	Limit (dBuV/m)	Margin (dB)	Remark
1*	10620.000	34.19	14.26	48.45	74.00	-25.55	peak
2	15930.000	31.27	15.86	47.13	74.00	-26.87	peak

Standard:	Part 15.407	Test Site:	966 Chamber
Polarization:	Vertical		
Test Mode:	802.11ac VHT40 5310 MHz		
Remark:			



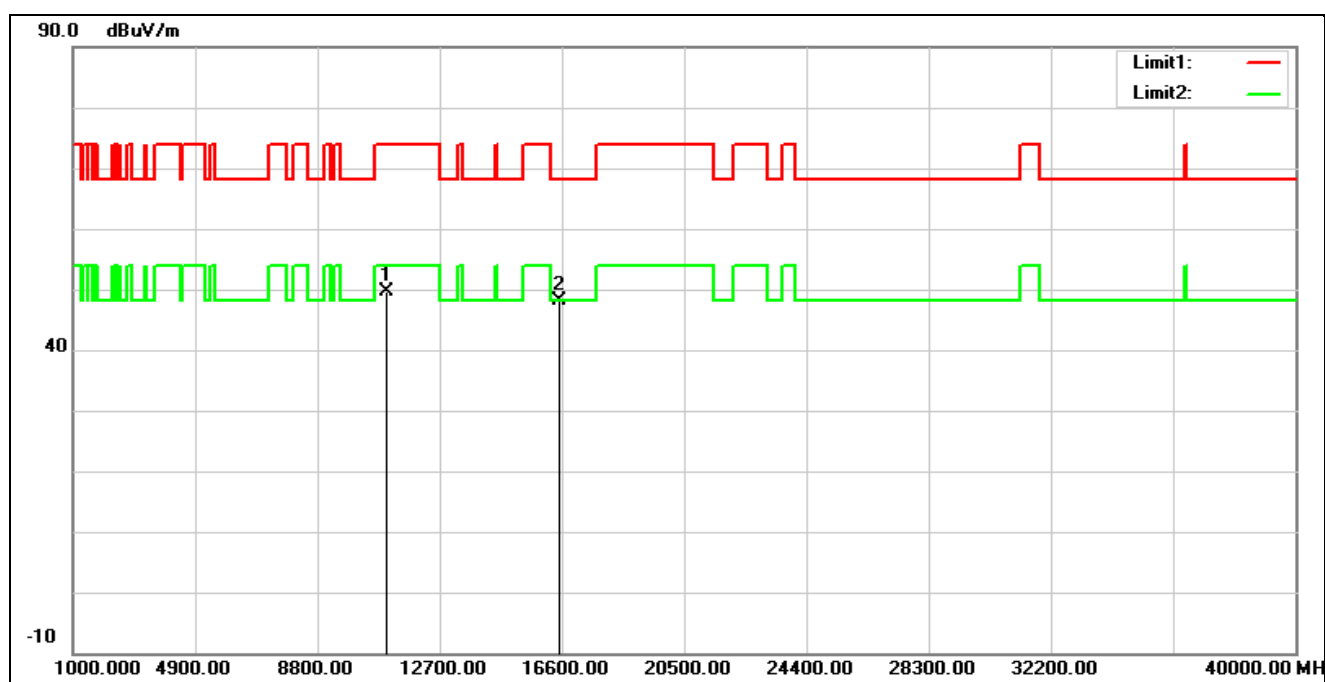
No.	Frequency (MHz)	Reading (dBuV)	Correction (dB/m)	Result (dBuV/m)	Limit (dBuV/m)	Margin (dB)	Remark
1*	10620.000	34.94	14.26	49.20	74.00	-24.80	peak
2	15930.000	31.44	15.86	47.30	74.00	-26.70	peak

Standard:	Part 15.407	Test Site:	966 Chamber
Polarization:	Horizontal		
Test Mode:	802.11ac VHT40 5510 MHz		
Remark:			



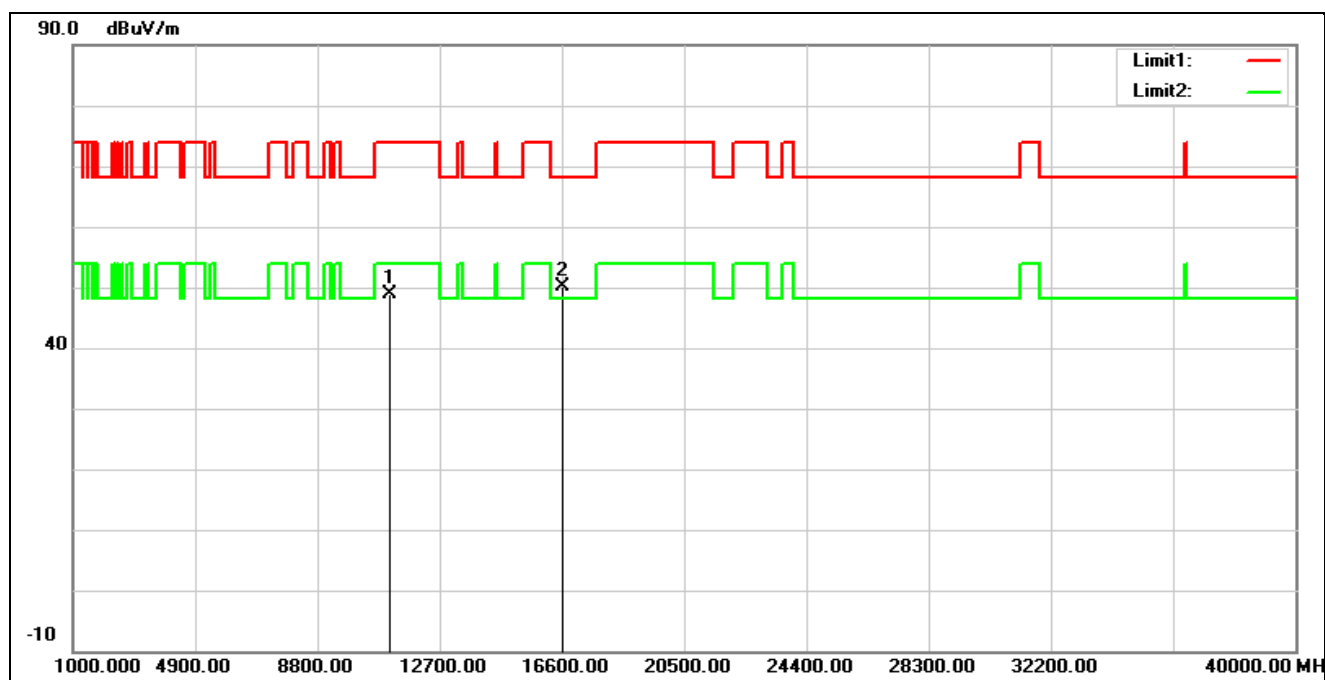
No.	Frequency (MHz)	Reading (dBuV)	Correction (dB/m)	Result (dBuV/m)	Limit (dBuV/m)	Margin (dB)	Remark
1	11020.000	34.15	14.29	48.44	74.00	-25.56	peak
2*	16530.000	31.41	17.05	48.46	68.20	-19.74	peak

Standard:	Part 15.407	Test Site:	966 Chamber
Polarization:	Vertical		
Test Mode:	802.11ac VHT40 5510 MHz		
Remark:			



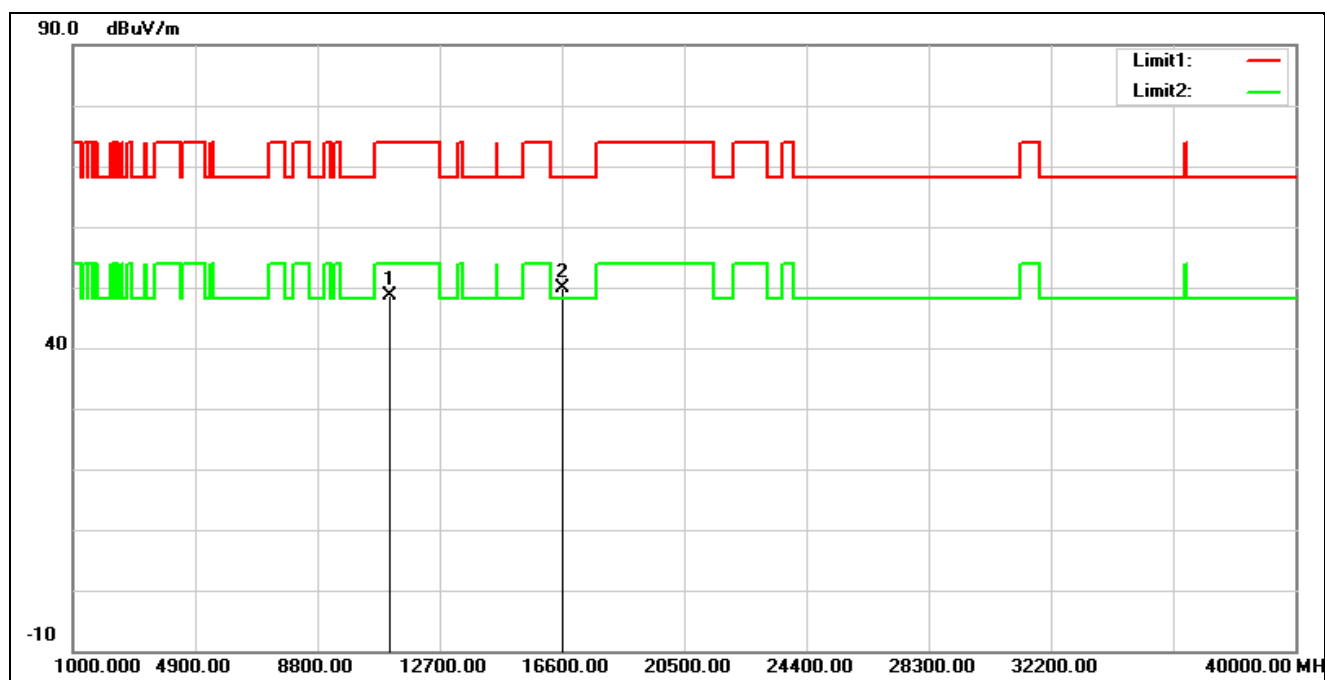
No.	Frequency (MHz)	Reading (dBuV)	Correction (dB/m)	Result (dBuV/m)	Limit (dBuV/m)	Margin (dB)	Remark
1	11020.000	35.23	14.29	49.52	74.00	-24.48	peak
2*	16530.000	31.10	17.05	48.15	68.20	-20.05	peak

Standard:	Part 15.407	Test Site:	966 Chamber
Polarization:	Horizontal		
Test Mode:	802.11ac VHT40 5550 MHz		
Remark:			



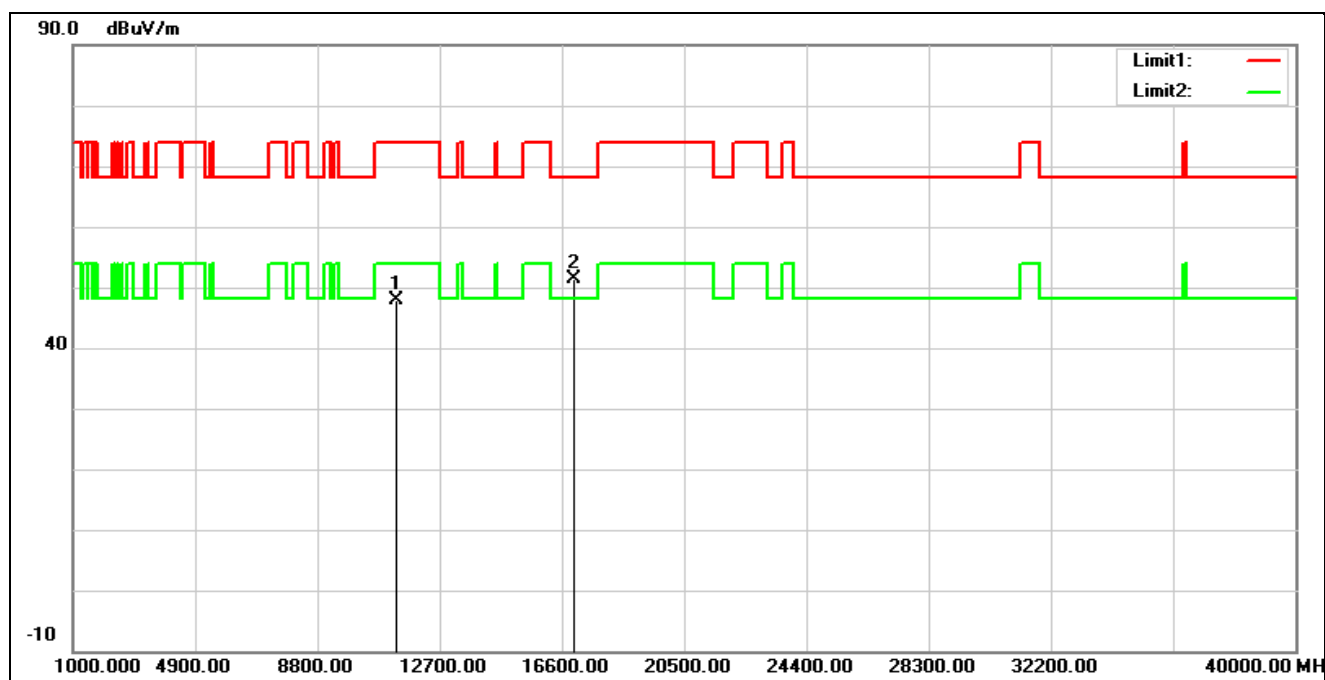
No.	Frequency (MHz)	Reading (dBuV)	Correction (dB/m)	Result (dBuV/m)	Limit (dBuV/m)	Margin (dB)	Remark
1	11100.000	34.40	14.56	48.96	74.00	-25.04	peak
2*	16650.000	32.40	17.78	50.18	68.20	-18.02	peak

Standard:	Part 15.407	Test Site:	966 Chamber
Polarization:	Vertical		
Test Mode:	802.11ac VHT40 5550 MHz		
Remark:			



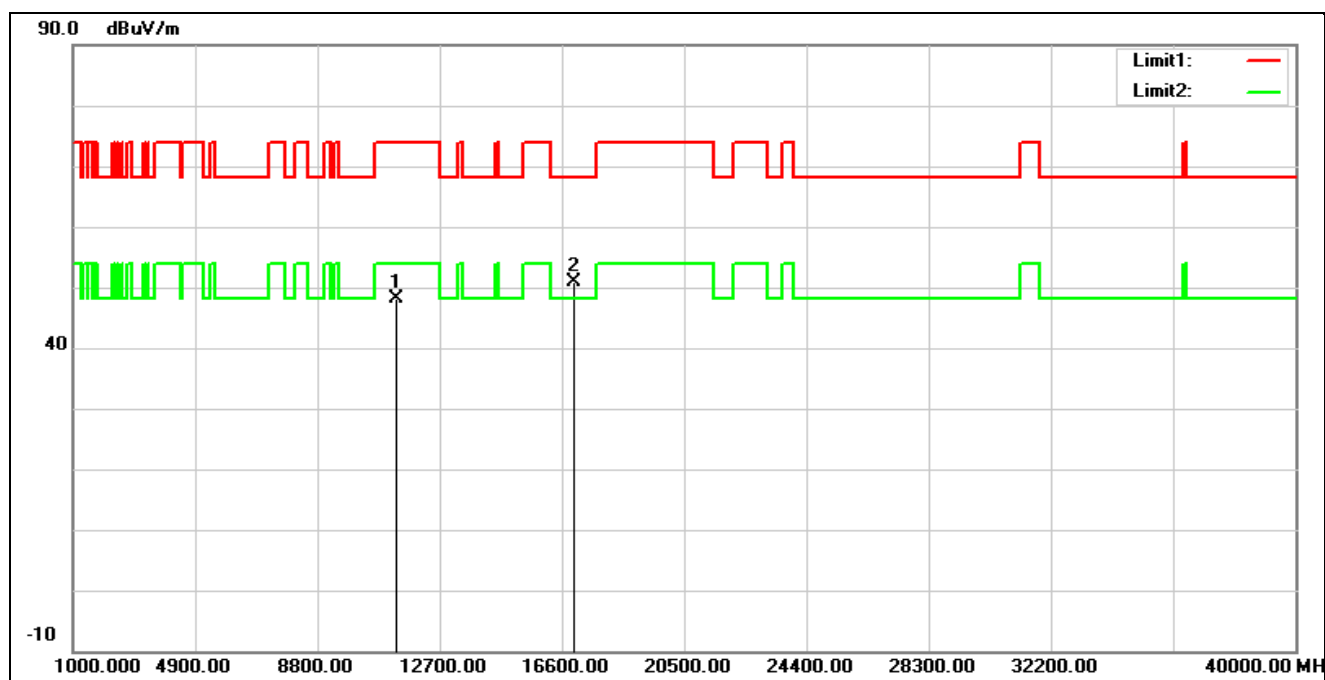
No.	Frequency (MHz)	Reading (dBuV)	Correction (dB/m)	Result (dBuV/m)	Limit (dBuV/m)	Margin (dB)	Remark
1	11100.000	34.07	14.56	48.63	74.00	-25.37	peak
2*	16650.000	32.11	17.78	49.89	68.20	-18.31	peak

Standard:	Part 15.407	Test Site:	966 Chamber
Polarization:	Horizontal		
Test Mode:	802.11ac VHT40 5670 MHz		
Remark:			



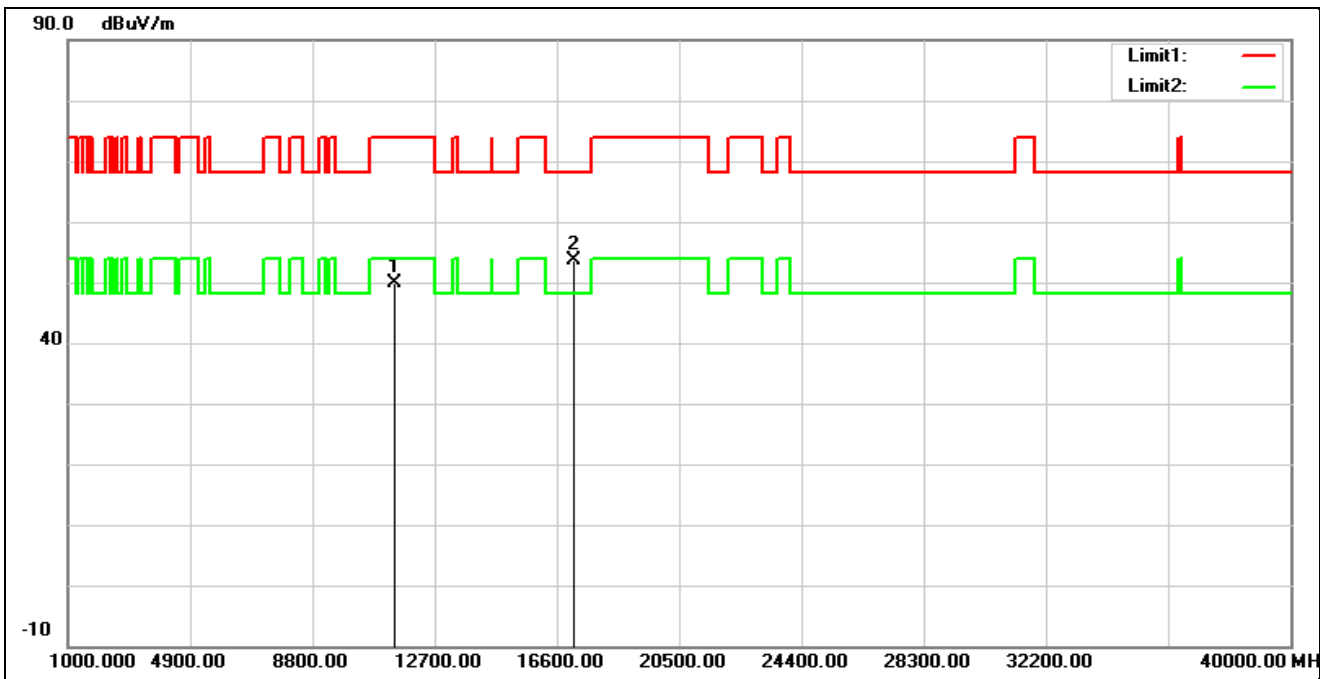
No.	Frequency (MHz)	Reading (dBuV)	Correction (dB/m)	Result (dBuV/m)	Limit (dBuV/m)	Margin (dB)	Remark
1	11340.000	33.47	14.36	47.83	74.00	-26.17	peak
2*	17010.000	31.49	19.92	51.41	68.20	-16.79	peak

Standard:	Part 15.407	Test Site:	966 Chamber
Polarization:	Vertical		
Test Mode:	802.11ac VHT40 5670 MHz		
Remark:			



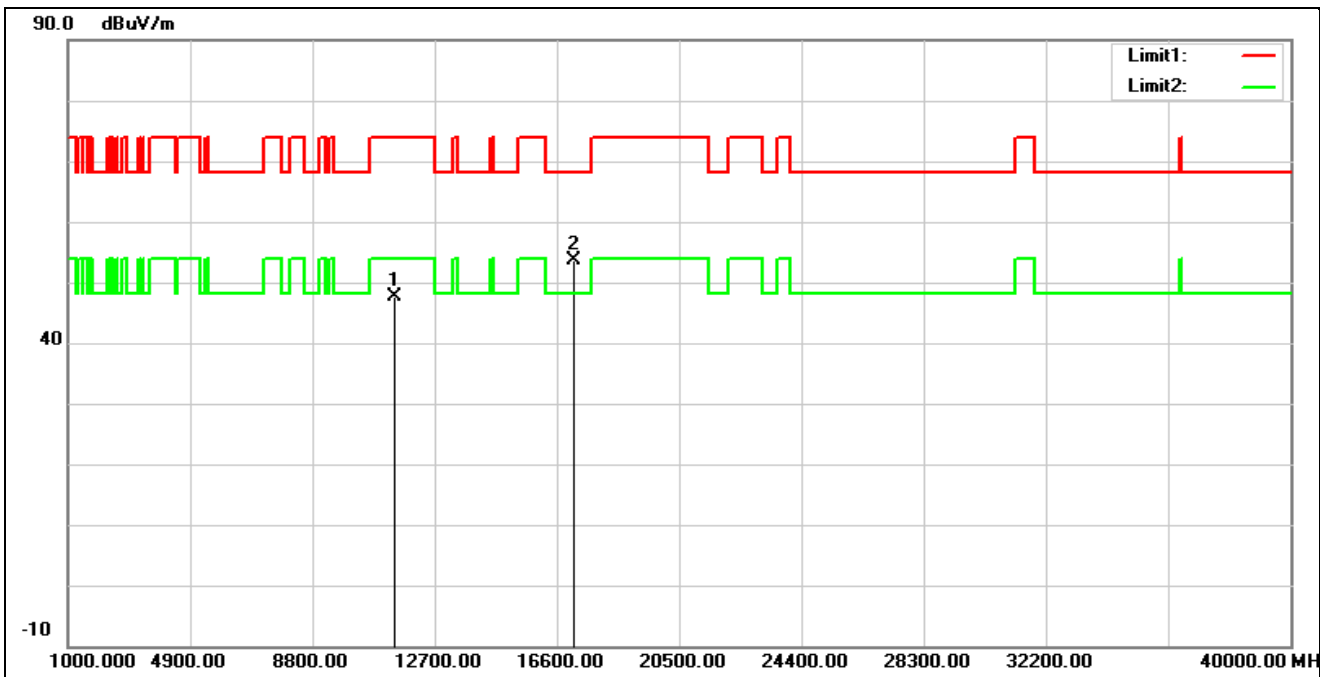
No.	Frequency (MHz)	Reading (dBuV)	Correction (dB/m)	Result (dBuV/m)	Limit (dBuV/m)	Margin (dB)	Remark
1	11340.000	33.69	14.36	48.05	74.00	-25.95	peak
2*	17010.000	31.08	19.92	51.00	68.20	-17.20	peak

Standard:	Part 15.407	Test Site:	966 Chamber
Polarization:	Horizontal		
Test Mode:	802.11ac VHT40 5710 MHz		
Remark:			



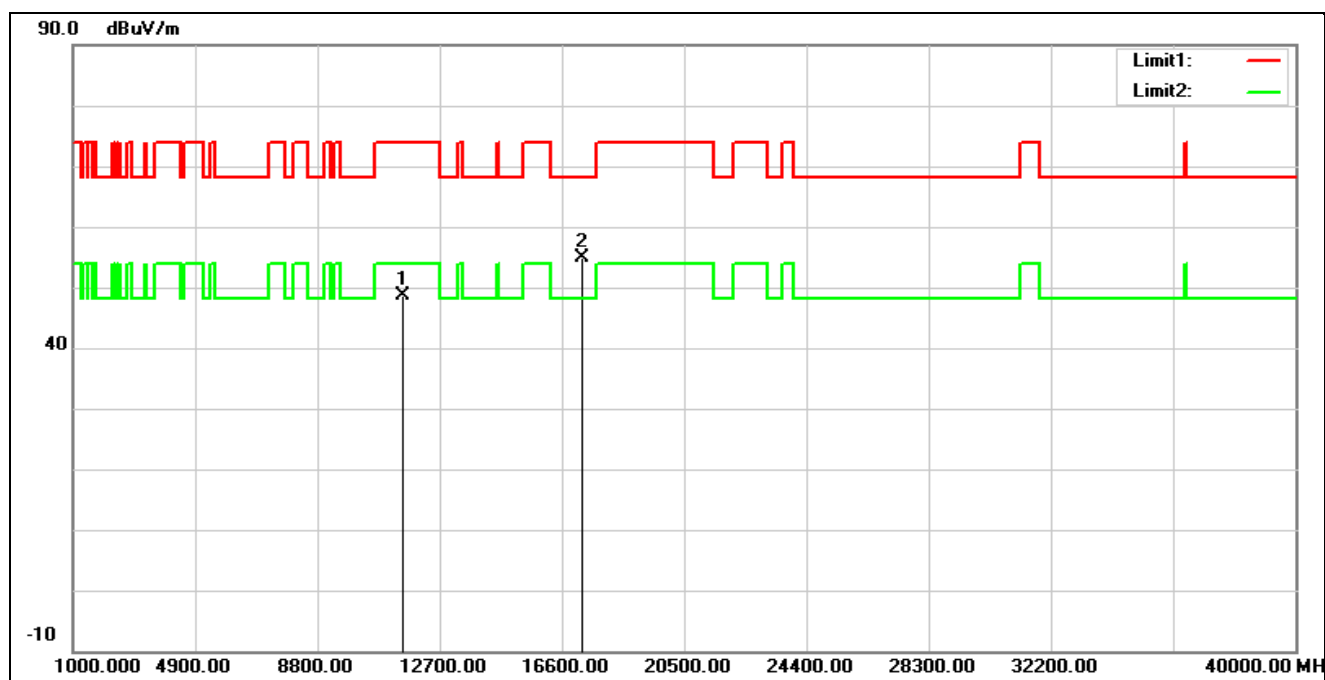
No.	Frequency (MHz)	Reading (dBuV)	Correction (dB/m)	Result (dBuV/m)	Limit (dBuV/m)	Margin (dB)	Remark
1	11420.000	35.36	14.41	49.77	74.00	-24.23	peak
2*	17130.000	32.63	20.89	53.52	68.20	-14.68	peak

Standard:	Part 15.407	Test Site:	966 Chamber
Polarization:	Vertical		
Test Mode:	802.11ac VHT40 5710 MHz		
Remark:			



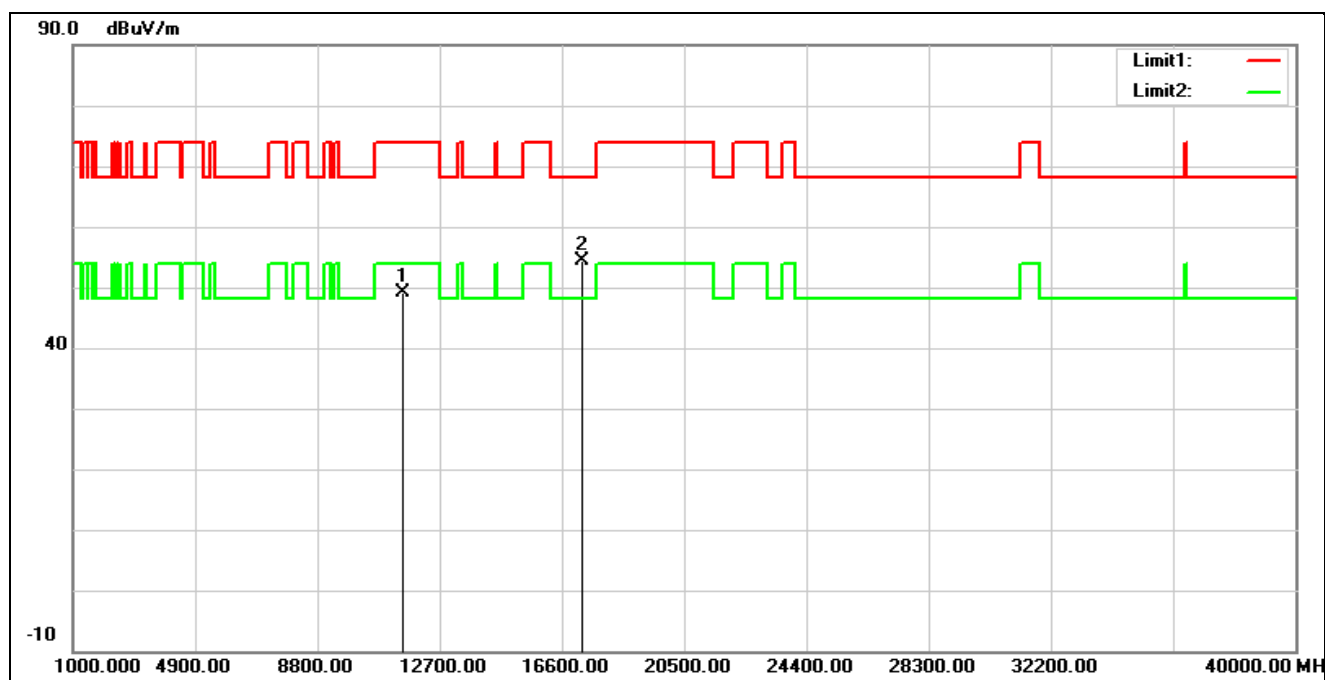
No.	Frequency (MHz)	Reading (dBuV)	Correction (dB/m)	Result (dBuV/m)	Limit (dBuV/m)	Margin (dB)	Remark
1	11420.000	33.24	14.41	47.65	74.00	-26.35	peak
2*	17130.000	32.83	20.89	53.72	68.20	-14.48	peak

Standard:	Part 15.407	Test Site:	966 Chamber
Polarization:	Horizontal		
Test Mode:	802.11ac VHT40 5755 MHz		
Remark:			



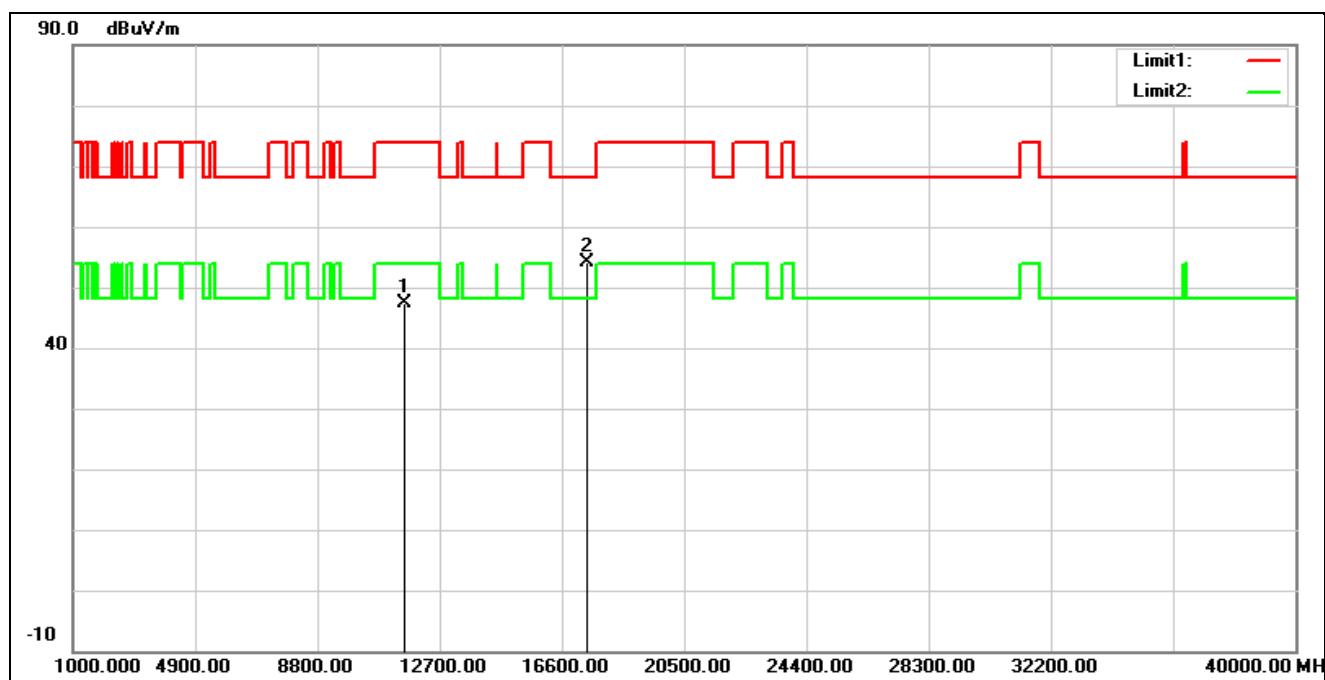
No.	Frequency (MHz)	Reading (dBuV)	Correction (dB/m)	Result (dBuV/m)	Limit (dBuV/m)	Margin (dB)	Remark
1	11510.000	33.67	14.94	48.61	74.00	-25.39	peak
2*	17265.000	32.90	21.98	54.88	68.20	-13.32	peak

Standard:	Part 15.407	Test Site:	966 Chamber
Polarization:	Vertical		
Test Mode:	802.11ac VHT40 5755 MHz		
Remark:			



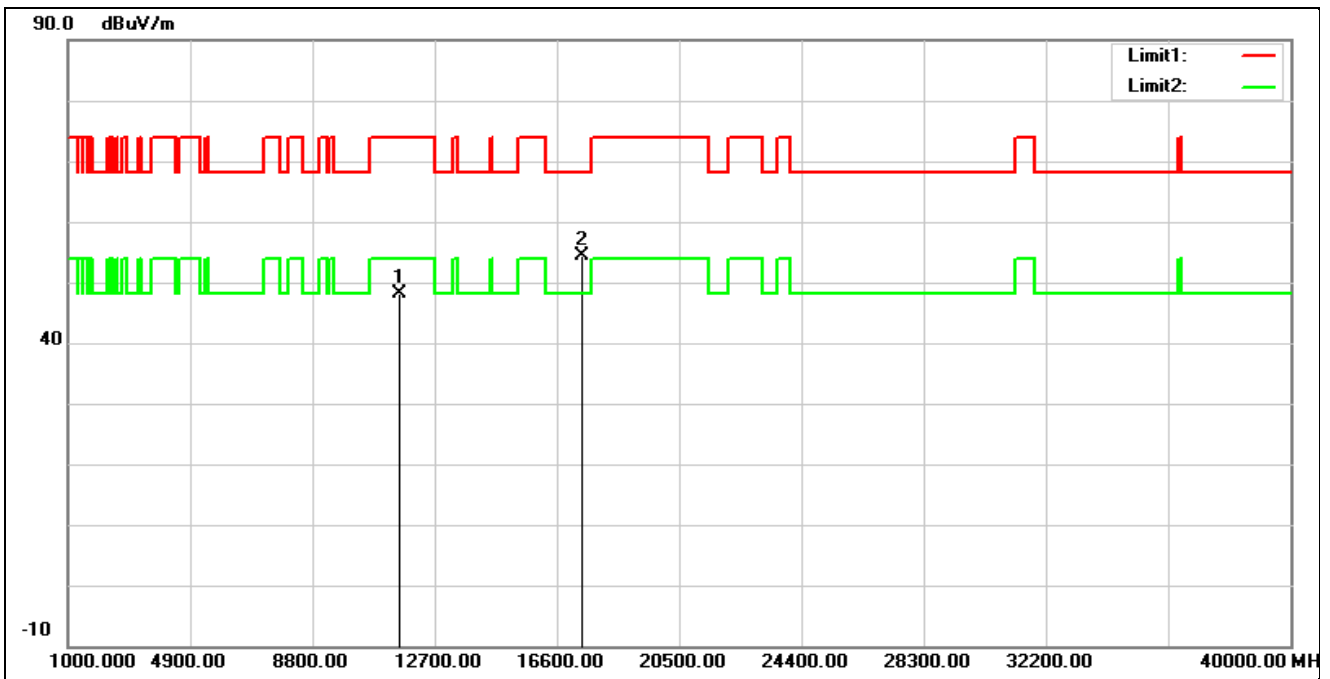
No.	Frequency (MHz)	Reading (dBuV)	Correction (dB/m)	Result (dBuV/m)	Limit (dBuV/m)	Margin (dB)	Remark
1	11510.000	34.26	14.94	49.20	74.00	-24.80	peak
2*	17265.000	32.29	21.98	54.27	68.20	-13.93	peak

Standard:	Part 15.407	Test Site:	966 Chamber
Polarization:	Horizontal		
Test Mode:	802.11ac VHT40 5795 MHz		
Remark:			



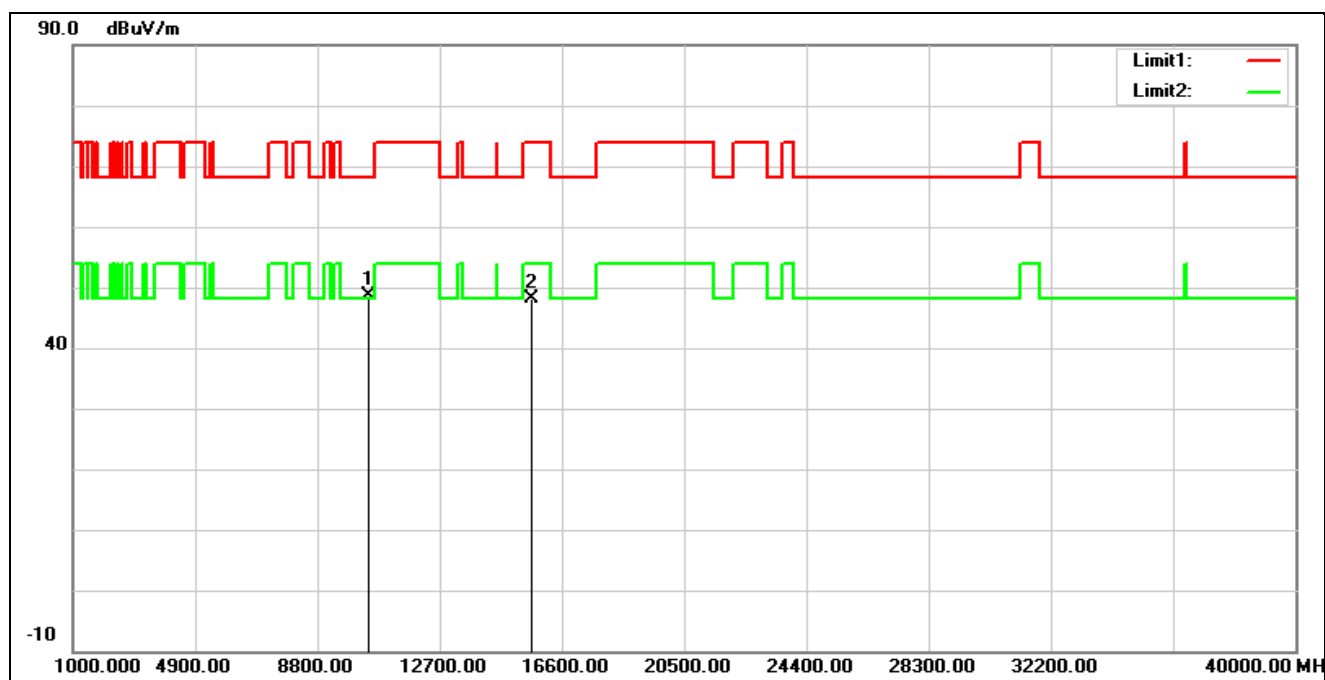
No.	Frequency (MHz)	Reading (dBuV)	Correction (dB/m)	Result (dBuV/m)	Limit (dBuV/m)	Margin (dB)	Remark
1	11590.000	32.84	14.49	47.33	74.00	-26.67	peak
2*	17385.000	31.38	22.80	54.18	68.20	-14.02	peak

Standard:	Part 15.407	Test Site:	966 Chamber
Polarization:	Vertical		
Test Mode:	802.11ac VHT40 5795 MHz		
Remark:			



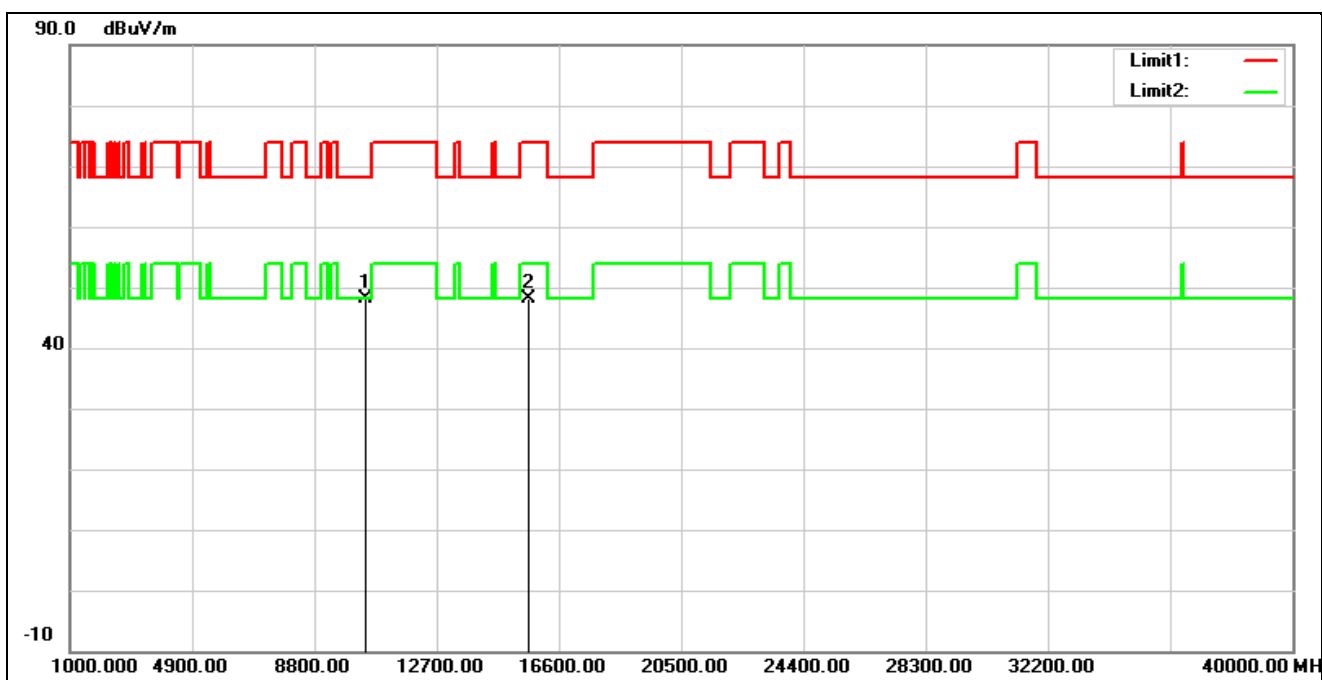
No.	Frequency (MHz)	Reading (dBuV)	Correction (dB/m)	Result (dBuV/m)	Limit (dBuV/m)	Margin (dB)	Remark
1	11590.000	33.55	14.49	48.04	74.00	-25.96	peak
2*	17385.000	31.52	22.80	54.32	68.20	-13.88	peak

Standard:	Part 15.407	Test Site:	966 Chamber
Polarization:	Horizontal		
Test Mode:	802.11ac VHT80 5210 MHz		
Remark:			



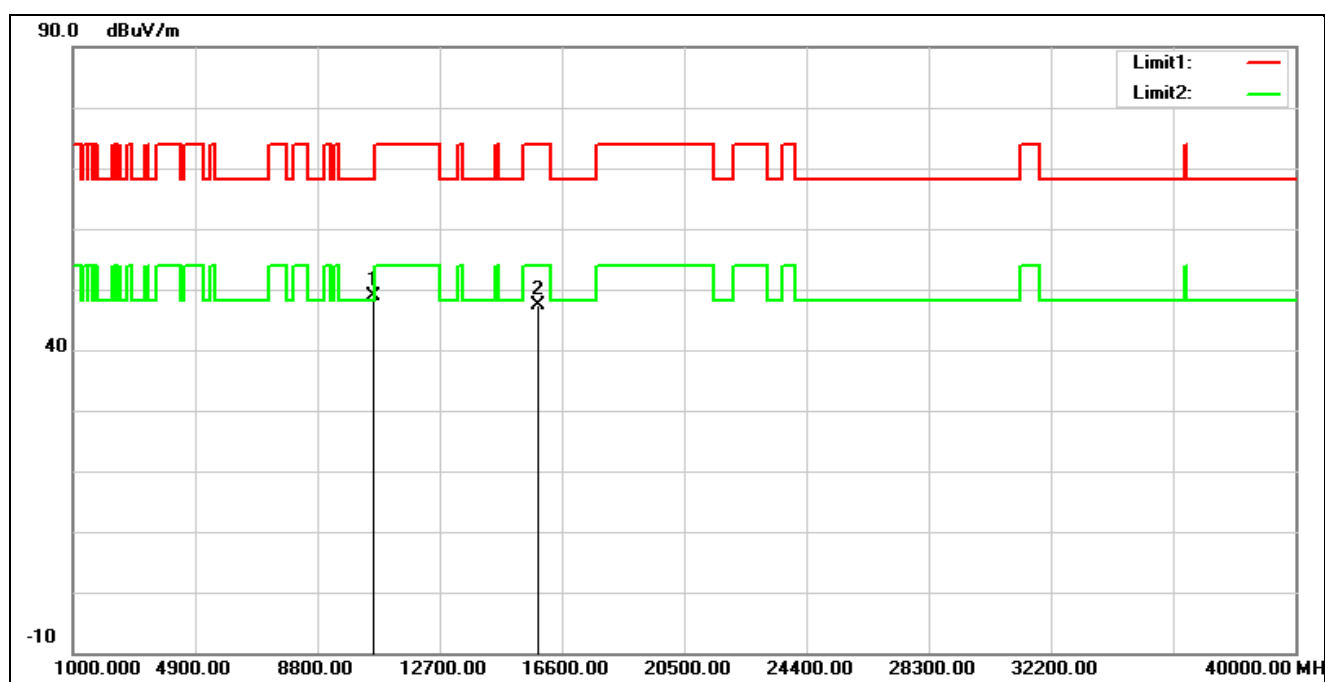
No.	Frequency (MHz)	Reading (dBuV)	Correction (dB/m)	Result (dBuV/m)	Limit (dBuV/m)	Margin (dB)	Remark
1*	10420.000	34.44	14.10	48.54	68.20	-19.66	peak
2	15630.000	31.68	16.52	48.20	74.00	-25.80	peak

Standard:	Part 15.407	Test Site:	966 Chamber
Polarization:	Vertical		
Test Mode:	802.11ac VHT80 5210 MHz		
Remark:			



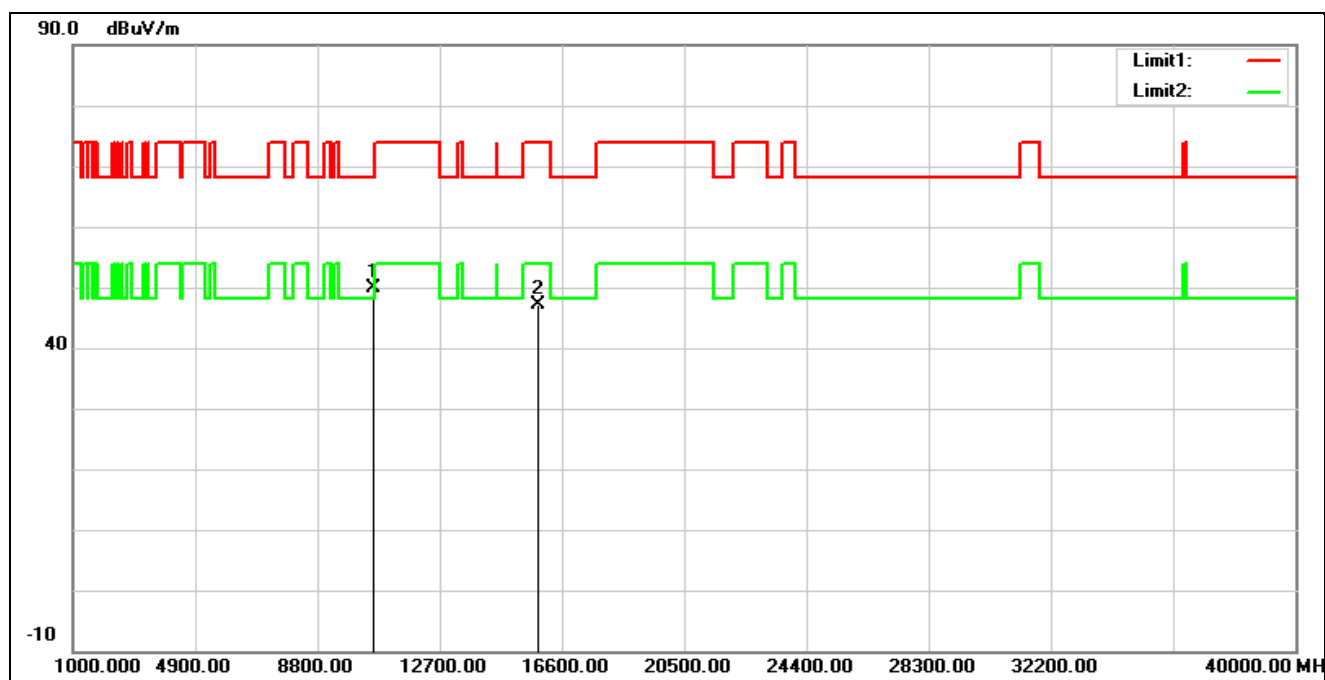
No.	Frequency (MHz)	Reading (dBuV)	Correction (dB/m)	Result (dBuV/m)	Limit (dBuV/m)	Margin (dB)	Remark
1*	10420.000	33.98	14.10	48.08	68.20	-20.12	peak
2	15630.000	31.50	16.52	48.02	74.00	-25.98	peak

Standard:	Part 15.407	Test Site:	966 Chamber
Polarization:	Horizontal		
Test Mode:	802.11ac VHT80 5290 MHz		
Remark:			



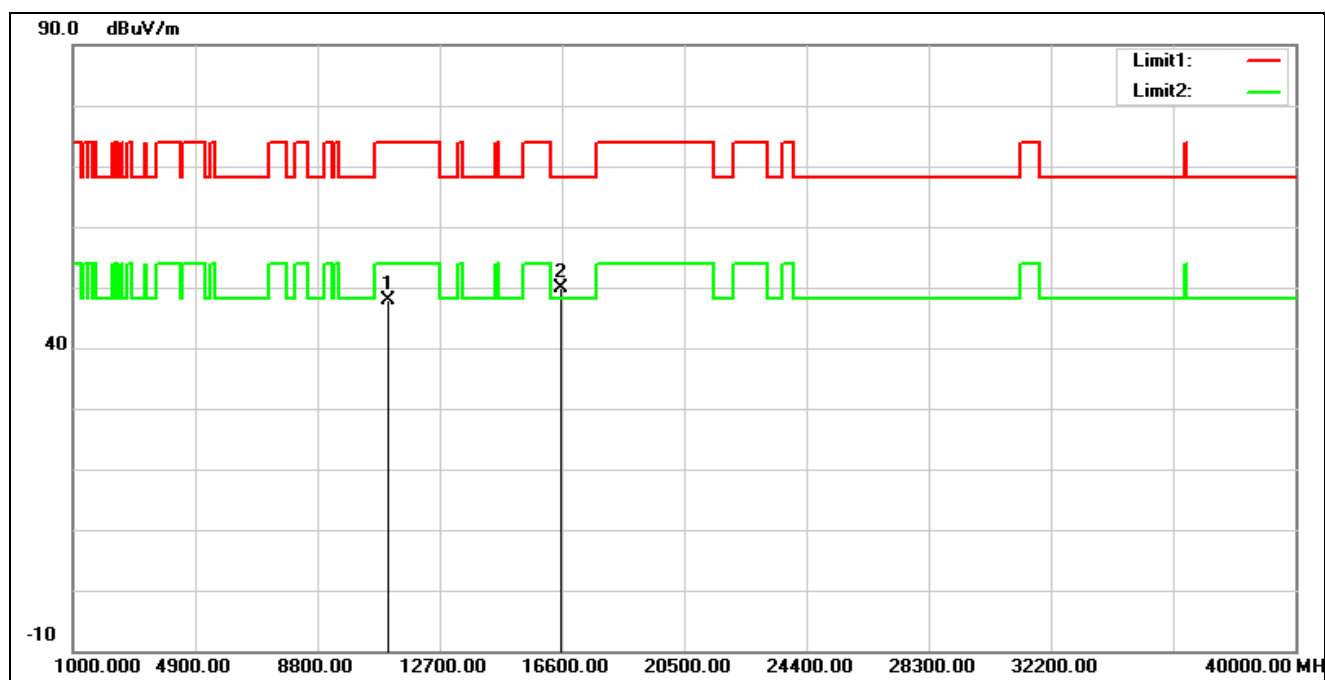
No.	Frequency (MHz)	Reading (dBuV)	Correction (dB/m)	Result (dBuV/m)	Limit (dBuV/m)	Margin (dB)	Remark
1*	10580.000	34.50	14.32	48.82	68.20	-19.38	peak
2	15870.000	31.30	16.06	47.36	74.00	-26.64	peak

Standard:	Part 15.407	Test Site:	966 Chamber
Polarization:	Vertical		
Test Mode:	802.11ac VHT80 5290 MHz		
Remark:			



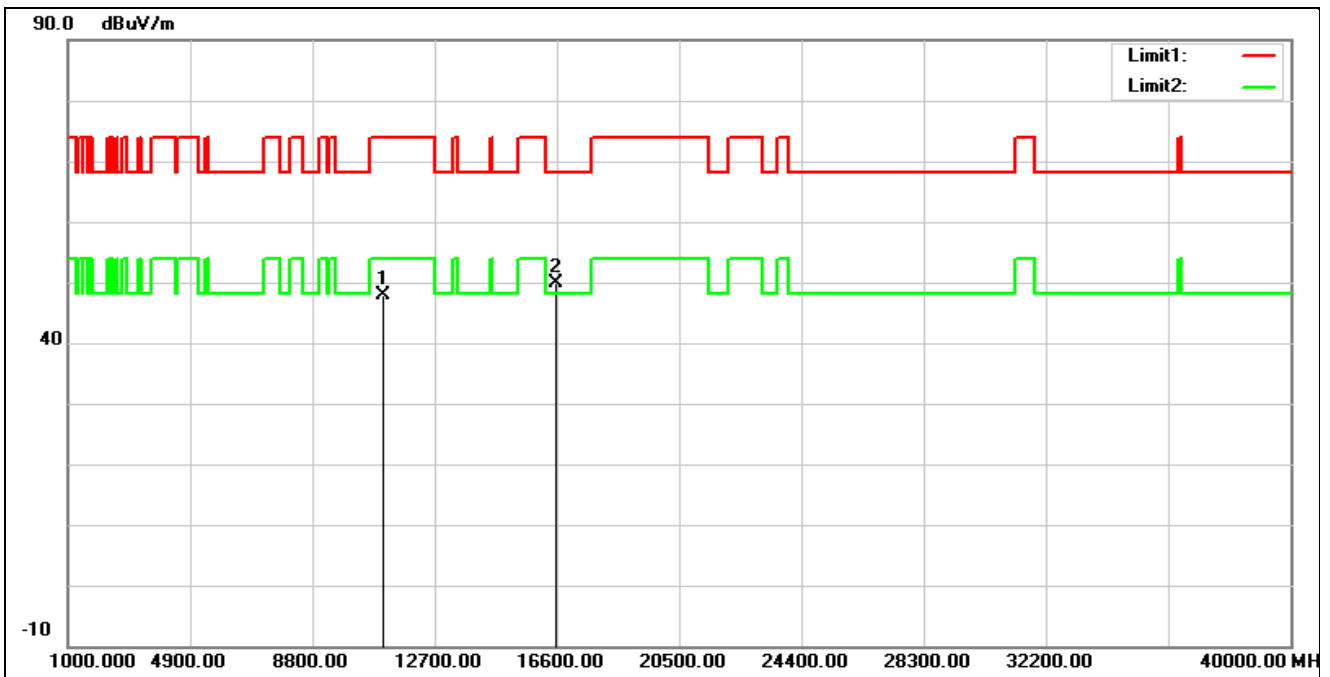
No.	Frequency (MHz)	Reading (dBuV)	Correction (dB/m)	Result (dBuV/m)	Limit (dBuV/m)	Margin (dB)	Remark
1*	10580.000	35.65	14.32	49.97	68.20	-18.23	peak
2	15870.000	31.16	16.06	47.22	74.00	-26.78	peak

Standard:	Part 15.407	Test Site:	966 Chamber
Polarization:	Horizontal		
Test Mode:	802.11ac VHT80 5530 MHz		
Remark:			



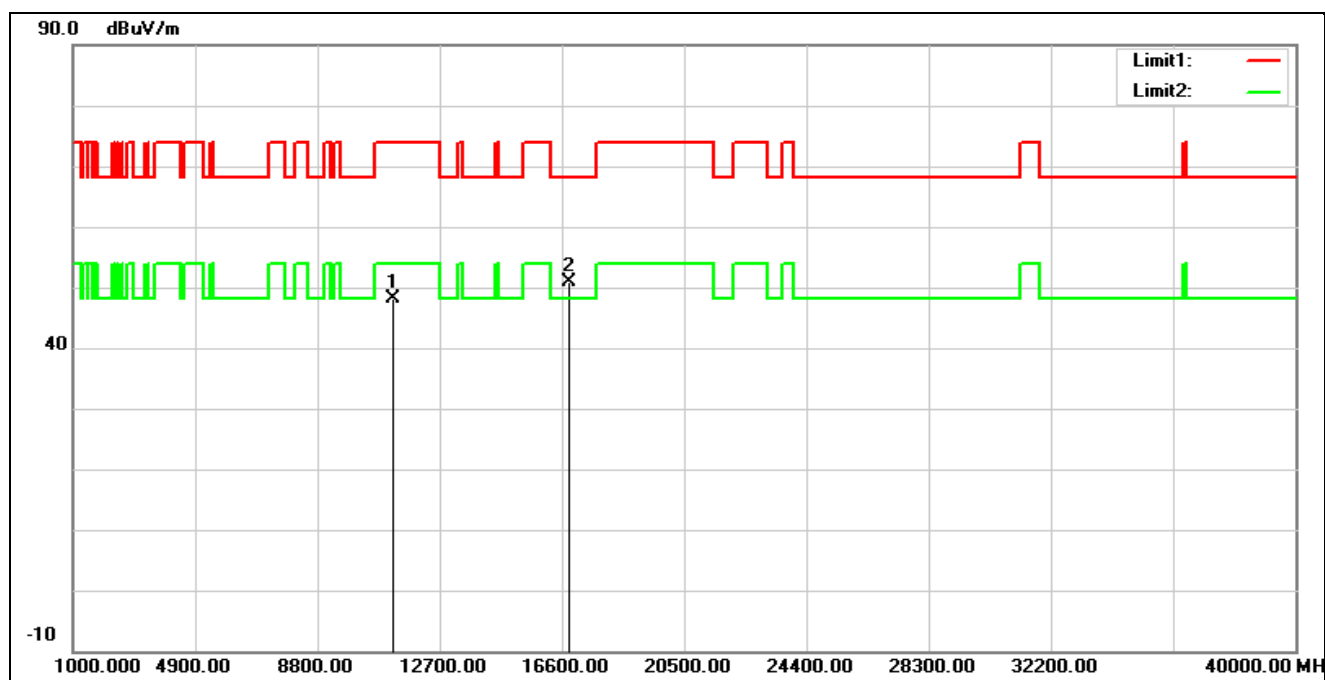
No.	Frequency (MHz)	Reading (dBuV)	Correction (dB/m)	Result (dBuV/m)	Limit (dBuV/m)	Margin (dB)	Remark
1	11060.000	33.47	14.42	47.89	74.00	-26.11	peak
2*	16590.000	32.56	17.39	49.95	68.20	-18.25	peak

Standard:	Part 15.407	Test Site:	966 Chamber
Polarization:	Vertical		
Test Mode:	802.11ac VHT80 5530 MHz		
Remark:			



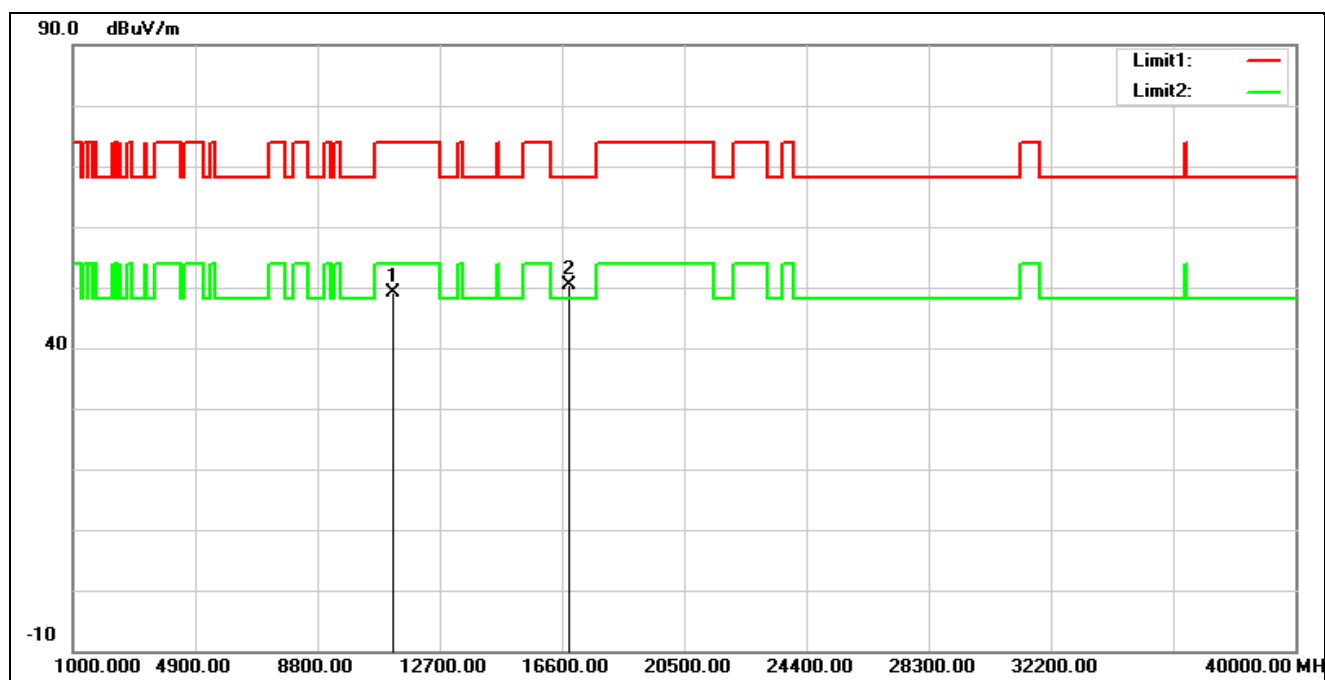
No.	Frequency (MHz)	Reading (dBuV)	Correction (dB/m)	Result (dBuV/m)	Limit (dBuV/m)	Margin (dB)	Remark
1	11060.000	33.43	14.42	47.85	74.00	-26.15	peak
2*	16590.000	32.37	17.39	49.76	68.20	-18.44	peak

Standard:	Part 15.407	Test Site:	966 Chamber
Polarization:	Horizontal		
Test Mode:	802.11ac VHT80 5610 MHz		
Remark:			



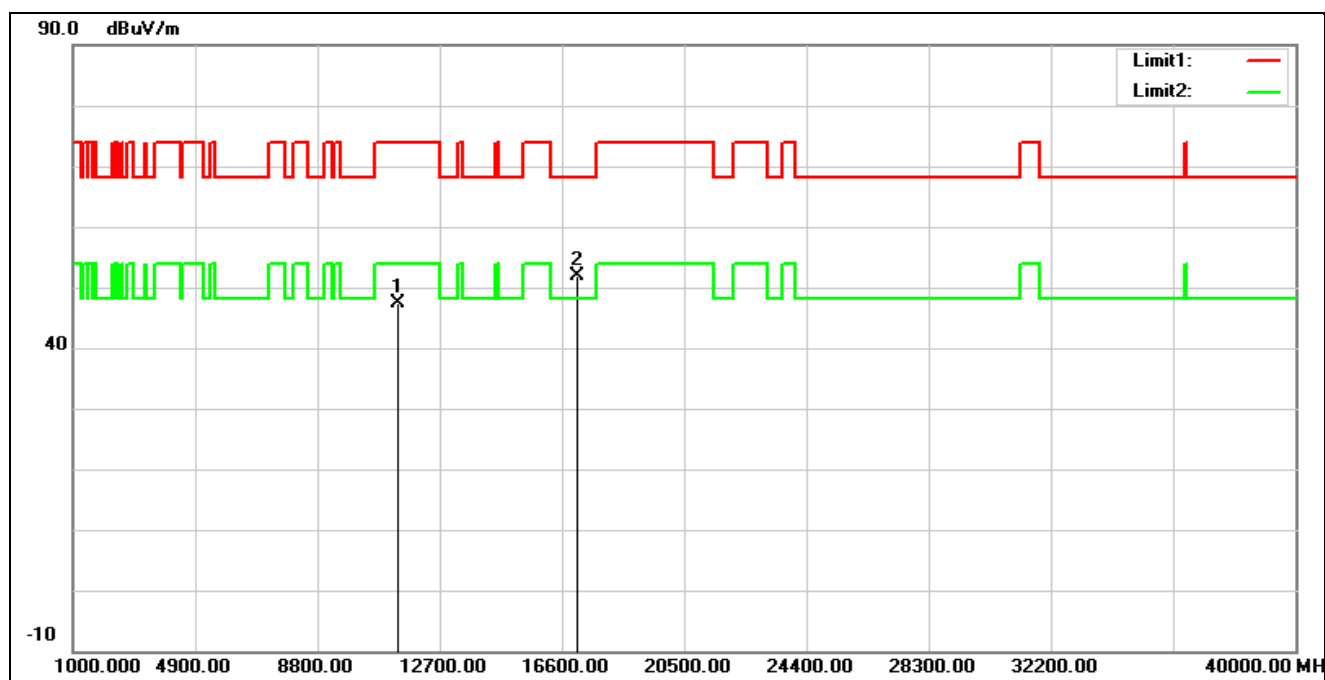
No.	Frequency (MHz)	Reading (dBuV)	Correction (dB/m)	Result (dBuV/m)	Limit (dBuV/m)	Margin (dB)	Remark
1	11220.000	33.99	14.24	48.23	74.00	-25.77	peak
2*	16830.000	31.78	19.09	50.87	68.20	-17.33	peak

Standard:	Part 15.407	Test Site:	966 Chamber
Polarization:	Vertical		
Test Mode:	802.11ac VHT80 5610 MHz		
Remark:			



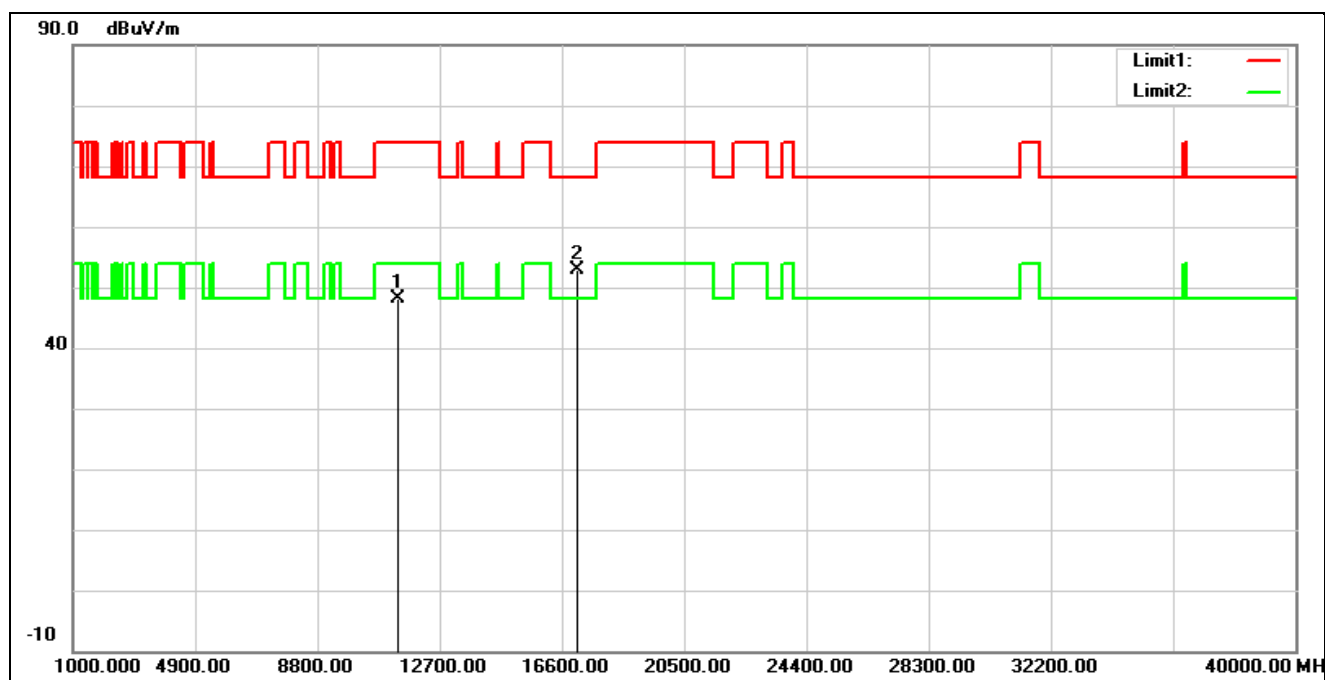
No.	Frequency (MHz)	Reading (dBuV)	Correction (dB/m)	Result (dBuV/m)	Limit (dBuV/m)	Margin (dB)	Remark
1	11220.000	34.80	14.24	49.04	74.00	-24.96	peak
2*	16830.000	31.26	19.09	50.35	68.20	-17.85	peak

Standard:	Part 15.407	Test Site:	966 Chamber
Polarization:	Horizontal		
Test Mode:	802.11ac VHT80 5690 MHz		
Remark:			



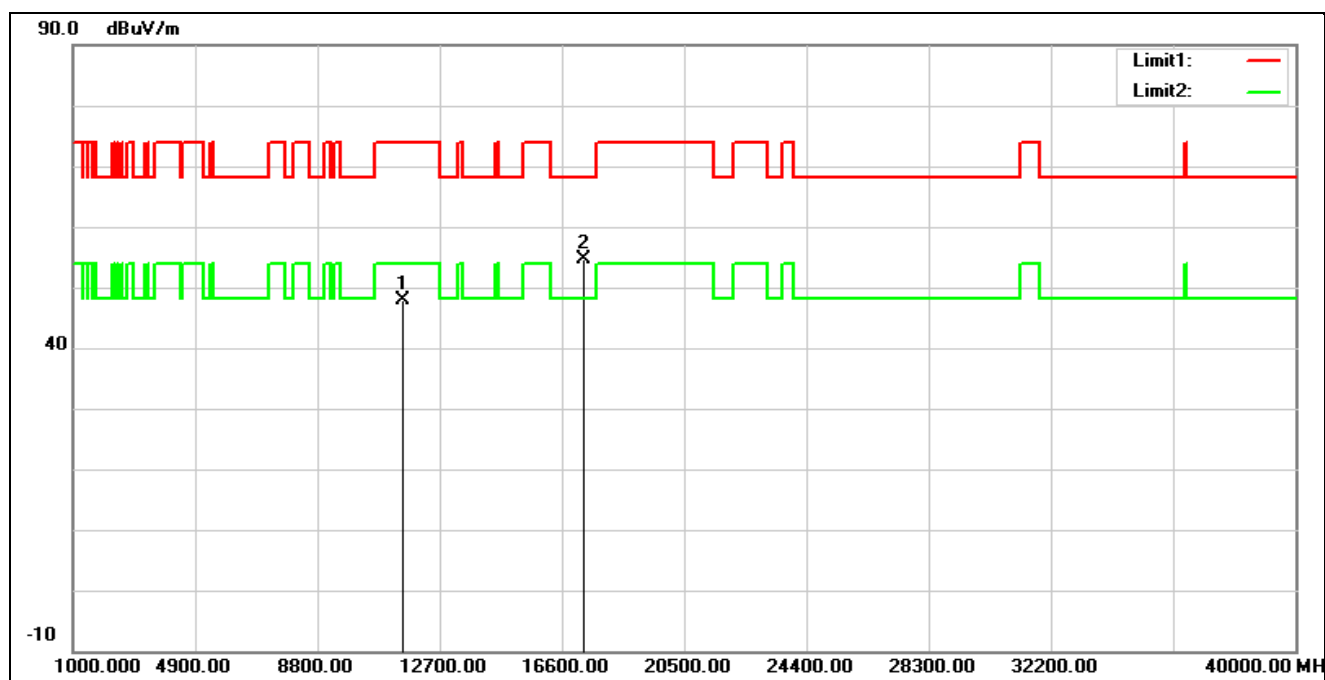
No.	Frequency (MHz)	Reading (dBuV)	Correction (dB/m)	Result (dBuV/m)	Limit (dBuV/m)	Margin (dB)	Remark
1	11380.000	33.01	14.29	47.30	74.00	-26.70	peak
2*	17070.000	31.38	20.43	51.81	68.20	-16.39	peak

Standard:	Part 15.407	Test Site:	966 Chamber
Polarization:	Vertical		
Test Mode:	802.11ac VHT80 5690 MHz		
Remark:			



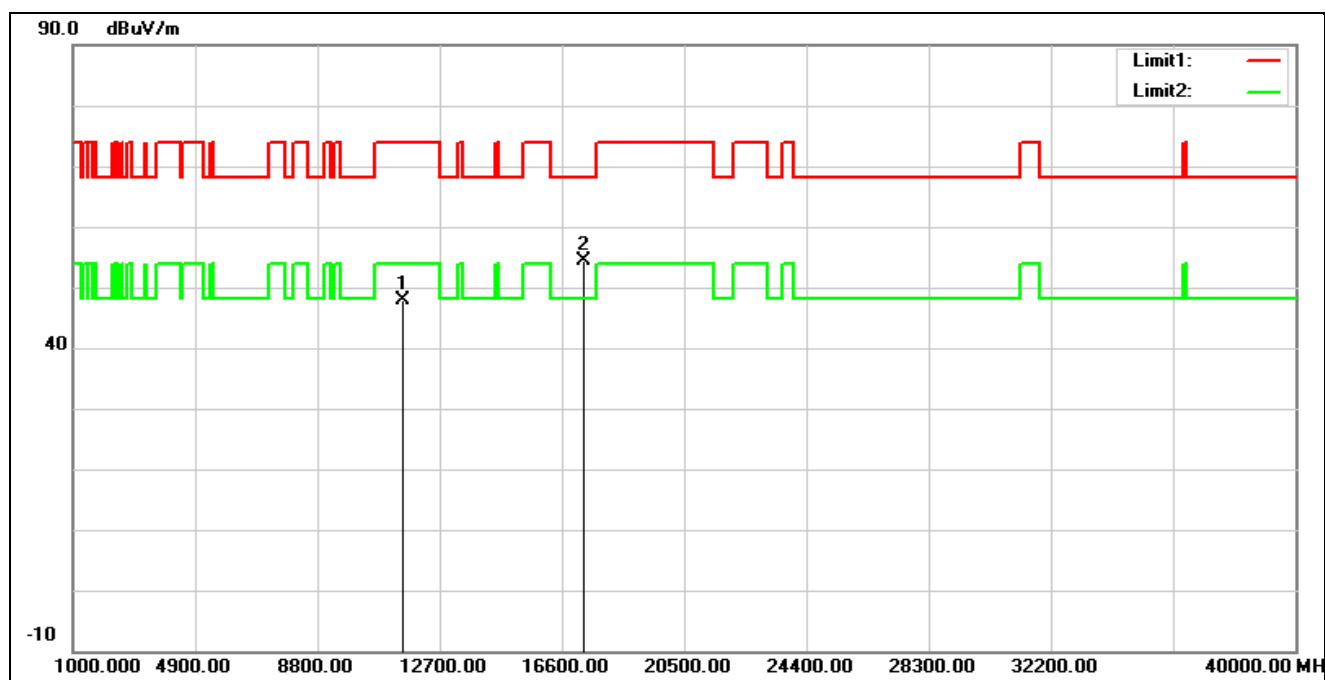
No.	Frequency (MHz)	Reading (dBuV)	Correction (dB/m)	Result (dBuV/m)	Limit (dBuV/m)	Margin (dB)	Remark
1	11380.000	33.78	14.29	48.07	74.00	-25.93	peak
2*	17070.000	32.57	20.43	53.00	68.20	-15.20	peak

Standard:	Part 15.407	Test Site:	966 Chamber
Polarization:	Horizontal		
Test Mode:	802.11ac VHT80 5775 MHz		
Remark:			



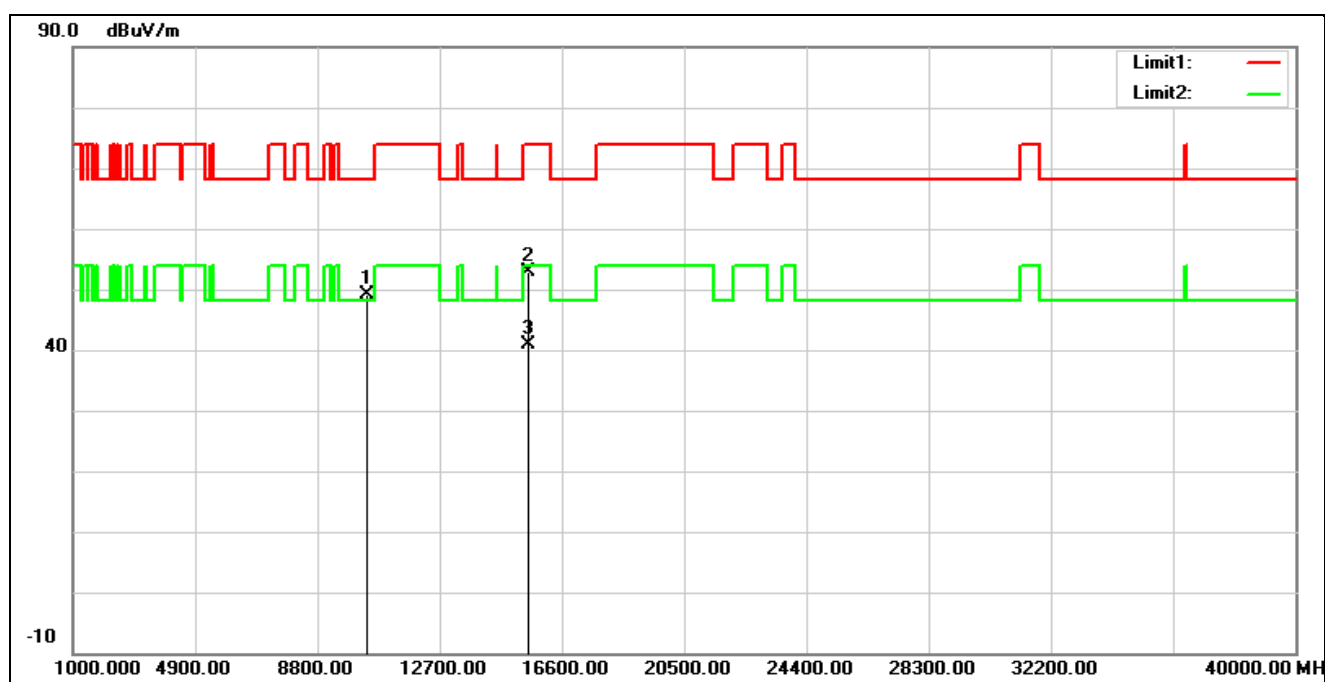
No.	Frequency (MHz)	Reading (dBuV)	Correction (dB/m)	Result (dBuV/m)	Limit (dBuV/m)	Margin (dB)	Remark
1	11550.000	33.13	14.71	47.84	74.00	-26.16	peak
2*	17325.000	32.10	22.46	54.56	68.20	-13.64	peak

Standard:	Part 15.407	Test Site:	966 Chamber
Polarization:	Vertical		
Test Mode:	802.11ac VHT80 5775 MHz		
Remark:			



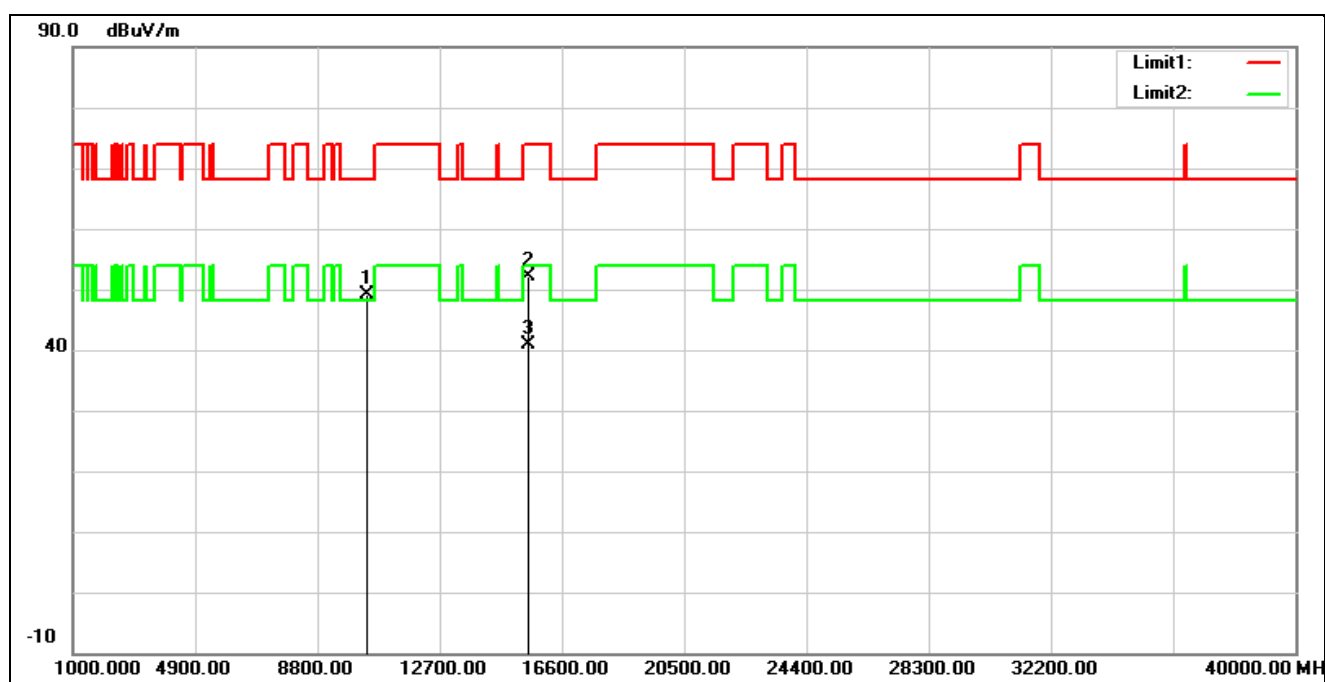
No.	Frequency (MHz)	Reading (dBuV)	Correction (dB/m)	Result (dBuV/m)	Limit (dBuV/m)	Margin (dB)	Remark
1	11550.000	33.25	14.71	47.96	74.00	-26.04	peak
2*	17325.000	31.91	22.46	54.37	68.20	-13.83	peak

Standard:	Part 15.407	Test Site:	966 Chamber
Polarization:	Horizontal		
Test Mode:	802.11ax HE20 5180 MHz		
Remark:			



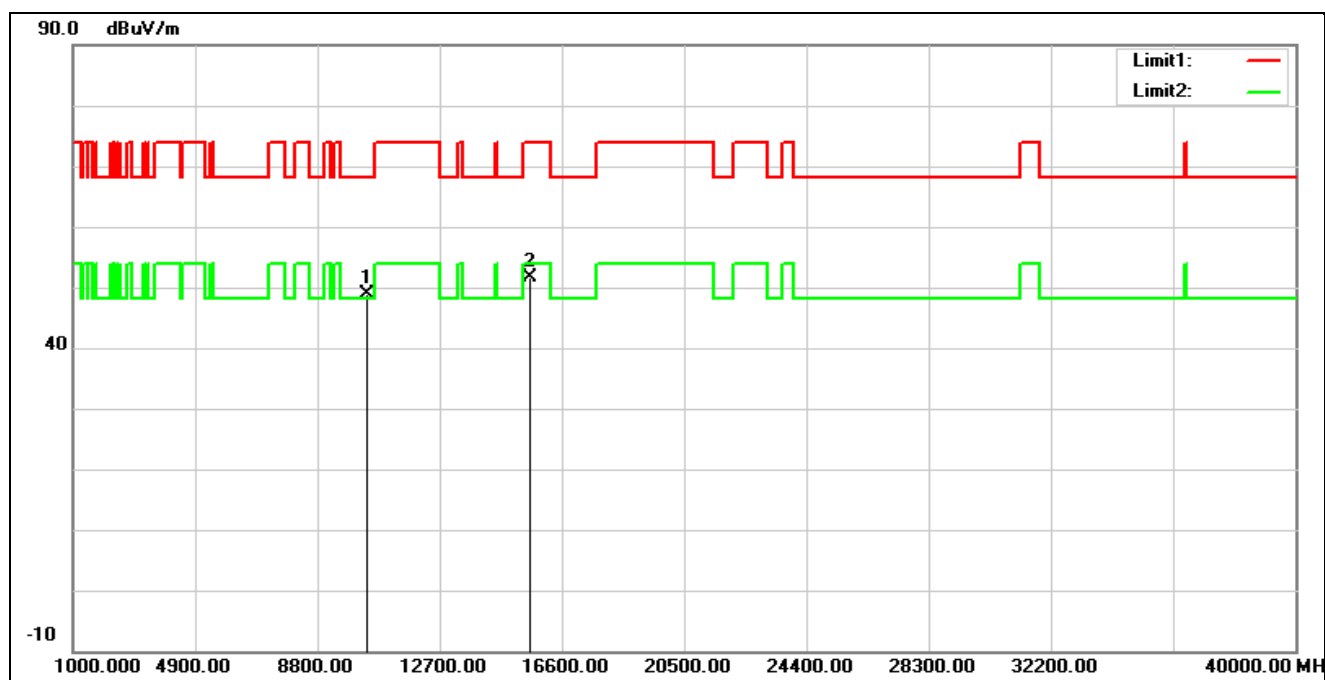
No.	Frequency (MHz)	Reading (dBuV)	Correction (dB/m)	Result (dBuV/m)	Limit (dBuV/m)	Margin (dB)	Remark
1	10360.000	35.10	13.99	49.09	68.20	-19.11	peak
2	15540.000	35.50	17.31	52.81	74.00	-21.19	peak
3*	15540.000	23.45	17.31	40.76	54.00	-13.24	AVG

Standard:	Part 15.407	Test Site:	966 Chamber
Polarization:	Vertical		
Test Mode:	802.11ax HE20 5180 MHz		
Remark:			



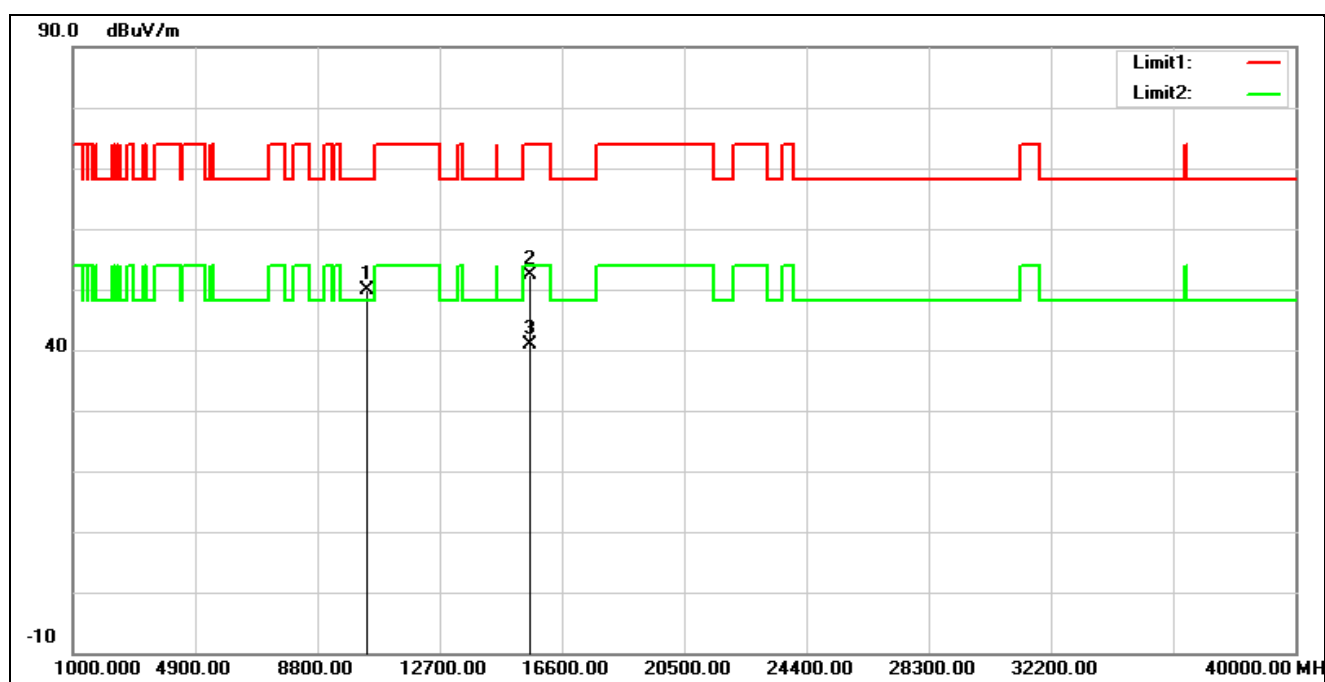
No.	Frequency (MHz)	Reading (dBuV)	Correction (dB/m)	Result (dBuV/m)	Limit (dBuV/m)	Margin (dB)	Remark
1	10360.000	35.02	13.99	49.01	68.20	-19.19	peak
2	15540.000	34.77	17.31	52.08	74.00	-21.92	peak
3*	15540.000	23.64	17.31	40.95	54.00	-13.05	AVG

Standard:	Part 15.407	Test Site:	966 Chamber
Polarization:	Horizontal		
Test Mode:	802.11ax HE20 5200 MHz		
Remark:			



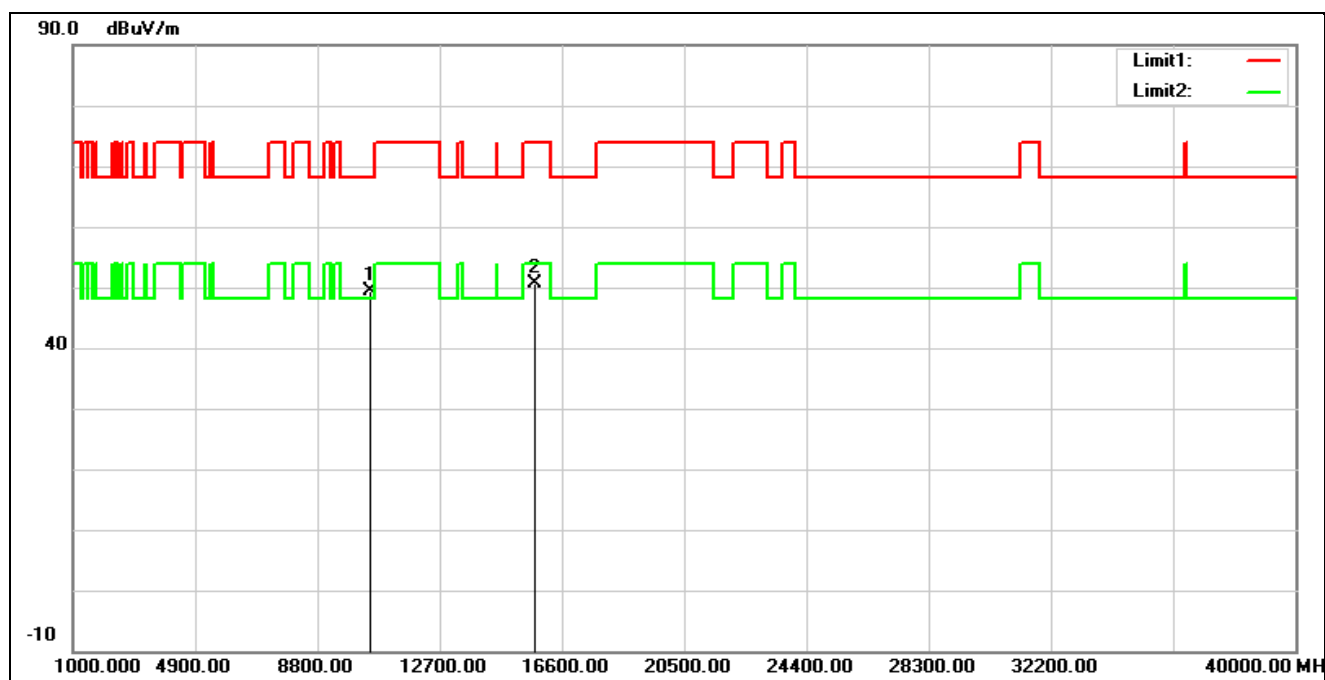
No.	Frequency (MHz)	Reading (dBuV)	Correction (dB/m)	Result (dBuV/m)	Limit (dBuV/m)	Margin (dB)	Remark
1*	10400.000	34.84	14.10	48.94	68.20	-19.26	peak
2	15600.000	34.52	17.01	51.53	74.00	-22.47	peak

Standard:	Part 15.407	Test Site:	966 Chamber
Polarization:	Vertical		
Test Mode:	802.11ax HE20 5200 MHz		
Remark:			



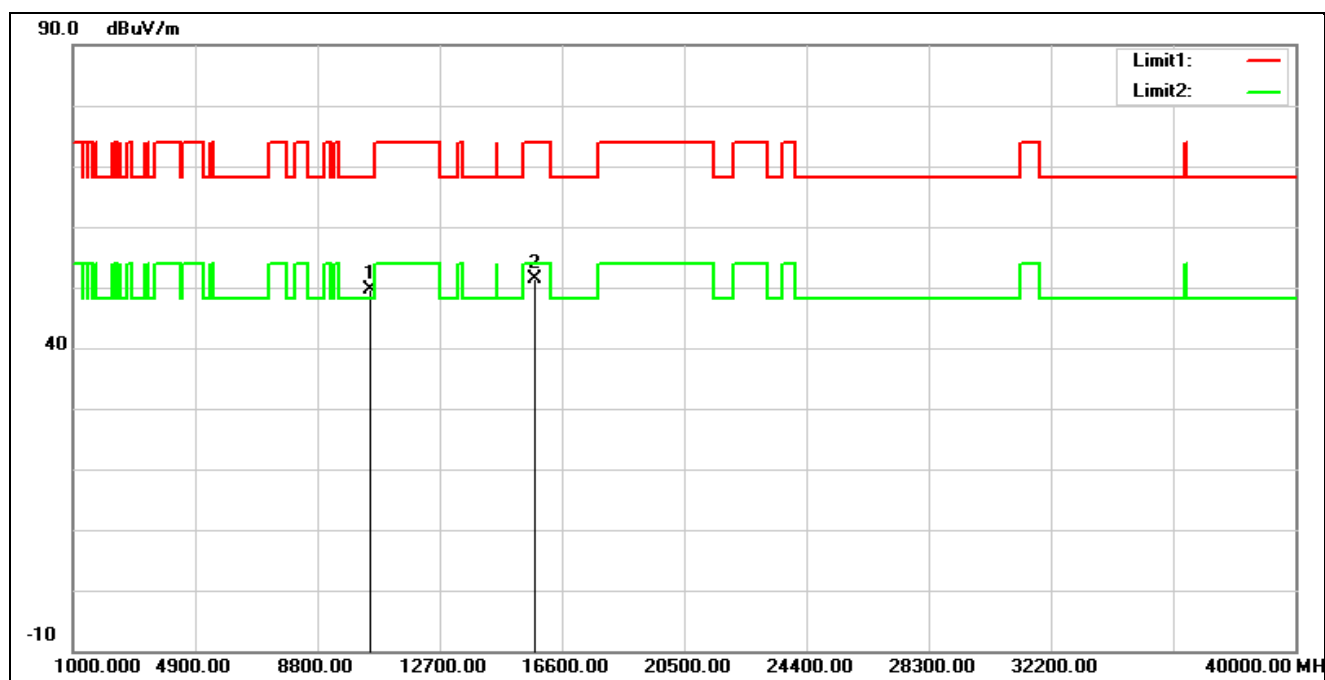
No.	Frequency (MHz)	Reading (dBuV)	Correction (dB/m)	Result (dBuV/m)	Limit (dBuV/m)	Margin (dB)	Remark
1	10400.000	35.81	14.10	49.91	68.20	-18.29	peak
2	15600.000	35.28	17.01	52.29	74.00	-21.71	peak
3*	15600.000	23.84	17.01	40.85	54.00	-13.15	AVG

Standard:	Part 15.407	Test Site:	966 Chamber
Polarization:	Horizontal		
Test Mode:	802.11ax HE20 5240 MHz		
Remark:			



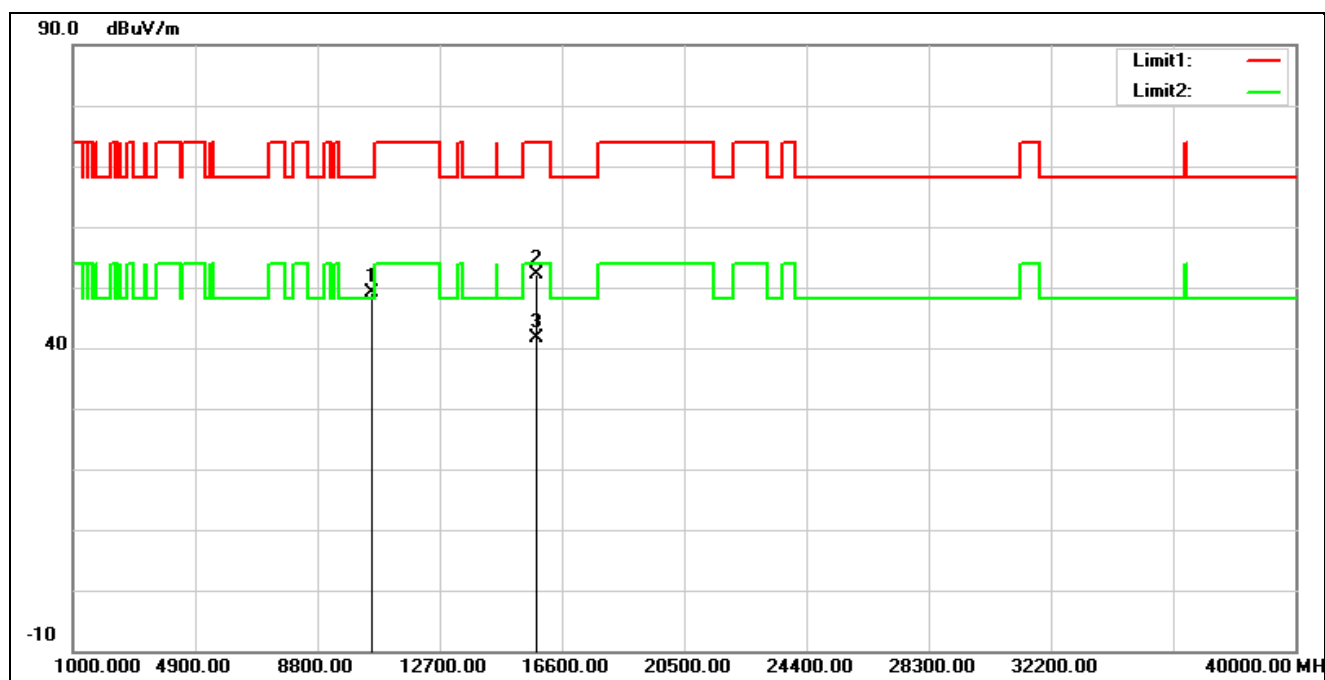
No.	Frequency (MHz)	Reading (dBuV)	Correction (dB/m)	Result (dBuV/m)	Limit (dBuV/m)	Margin (dB)	Remark
1*	10480.000	34.72	14.54	49.26	68.20	-18.94	peak
2	15720.000	33.40	17.34	50.74	74.00	-23.26	peak

Standard:	Part 15.407	Test Site:	966 Chamber
Polarization:	Vertical		
Test Mode:	802.11ax HE20 5240 MHz		
Remark:			



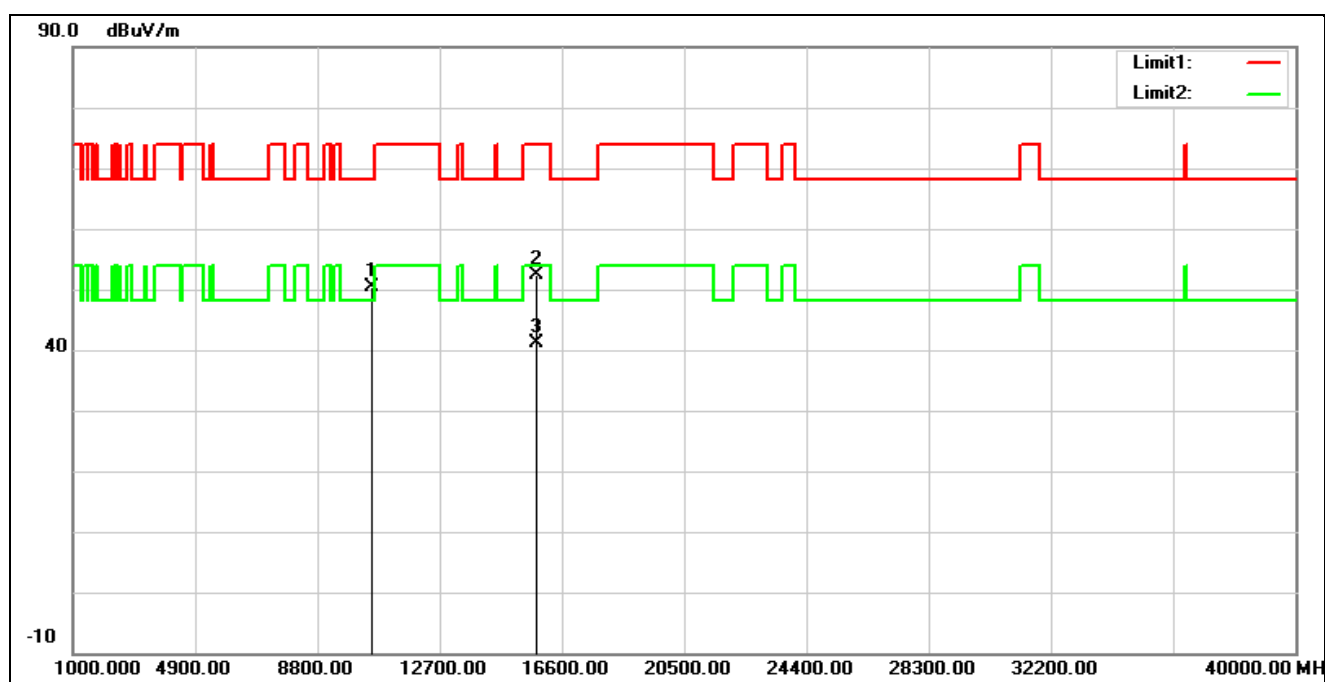
No.	Frequency (MHz)	Reading (dBuV)	Correction (dB/m)	Result (dBuV/m)	Limit (dBuV/m)	Margin (dB)	Remark
1*	10480.000	35.12	14.54	49.66	68.20	-18.54	peak
2	15720.000	34.11	17.34	51.45	74.00	-22.55	peak

Standard:	Part 15.407	Test Site:	966 Chamber
Polarization:	Horizontal		
Test Mode:	802.11ax HE20 5260 MHz		
Remark:			



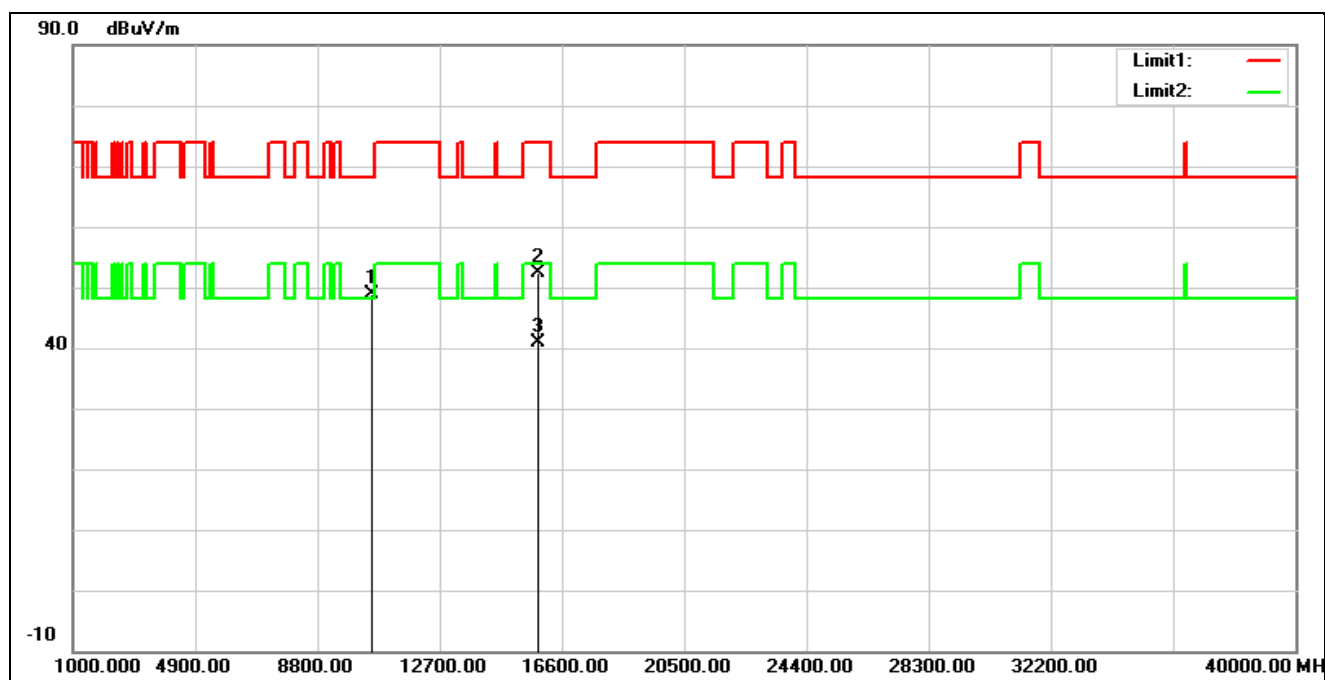
No.	Frequency (MHz)	Reading (dBuV)	Correction (dB/m)	Result (dBuV/m)	Limit (dBuV/m)	Margin (dB)	Remark
1	10520.000	34.58	14.60	49.18	68.20	-19.02	peak
2	15780.000	35.01	17.10	52.11	74.00	-21.89	peak
3*	15780.000	24.43	17.10	41.53	54.00	-12.47	AVG

Standard:	Part 15.407	Test Site:	966 Chamber
Polarization:	Vertical		
Test Mode:	802.11ax HE20 5260 MHz		
Remark:			



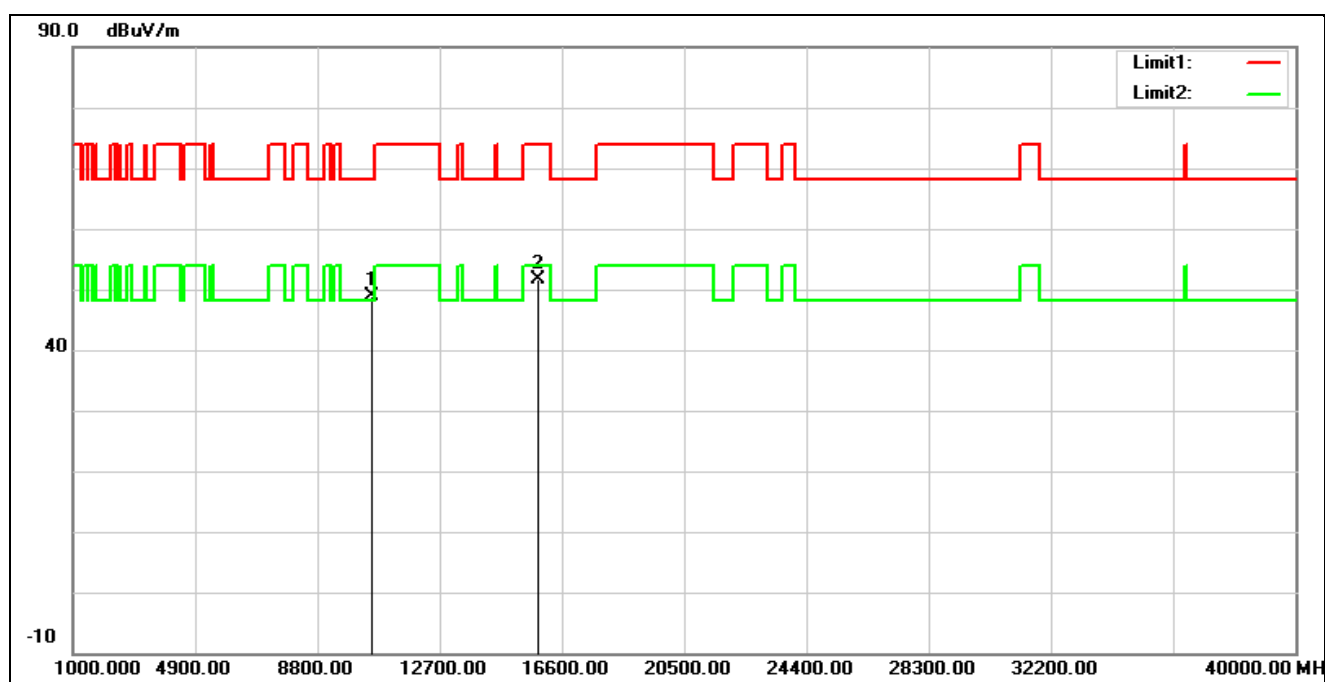
No.	Frequency (MHz)	Reading (dBuV)	Correction (dB/m)	Result (dBuV/m)	Limit (dBuV/m)	Margin (dB)	Remark
1	10520.000	35.74	14.60	50.34	68.20	-17.86	peak
2	15780.000	35.39	17.10	52.49	74.00	-21.51	peak
3*	15780.000	24.00	17.10	41.10	54.00	-12.90	AVG

Standard:	Part 15.407	Test Site:	966 Chamber
Polarization:	Horizontal		
Test Mode:	802.11ax HE20 5280 MHz		
Remark:			



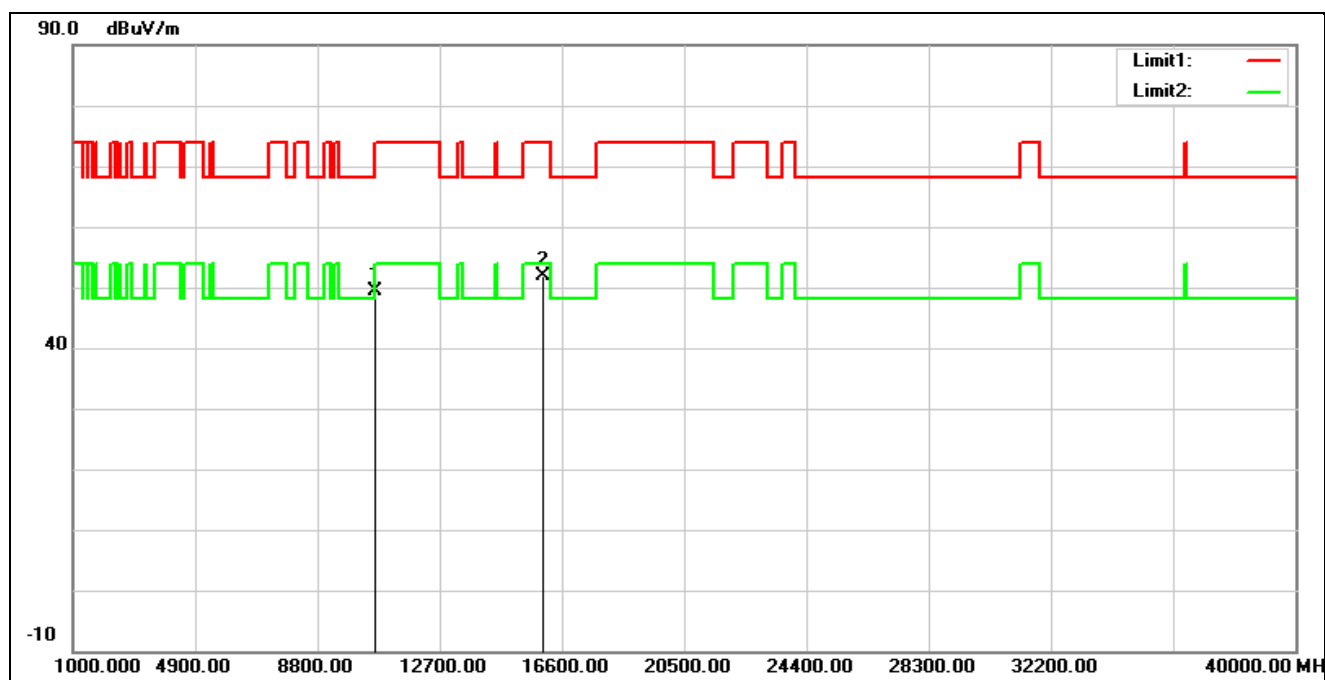
No.	Frequency (MHz)	Reading (dBuV)	Correction (dB/m)	Result (dBuV/m)	Limit (dBuV/m)	Margin (dB)	Remark
1	10560.000	34.51	14.48	48.99	68.20	-19.21	peak
2	15840.000	35.47	16.90	52.37	74.00	-21.63	peak
3*	15840.000	23.92	16.90	40.82	54.00	-13.18	AVG

Standard:	Part 15.407	Test Site:	966 Chamber
Polarization:	Vertical		
Test Mode:	802.11ax HE20 5280 MHz		
Remark:			



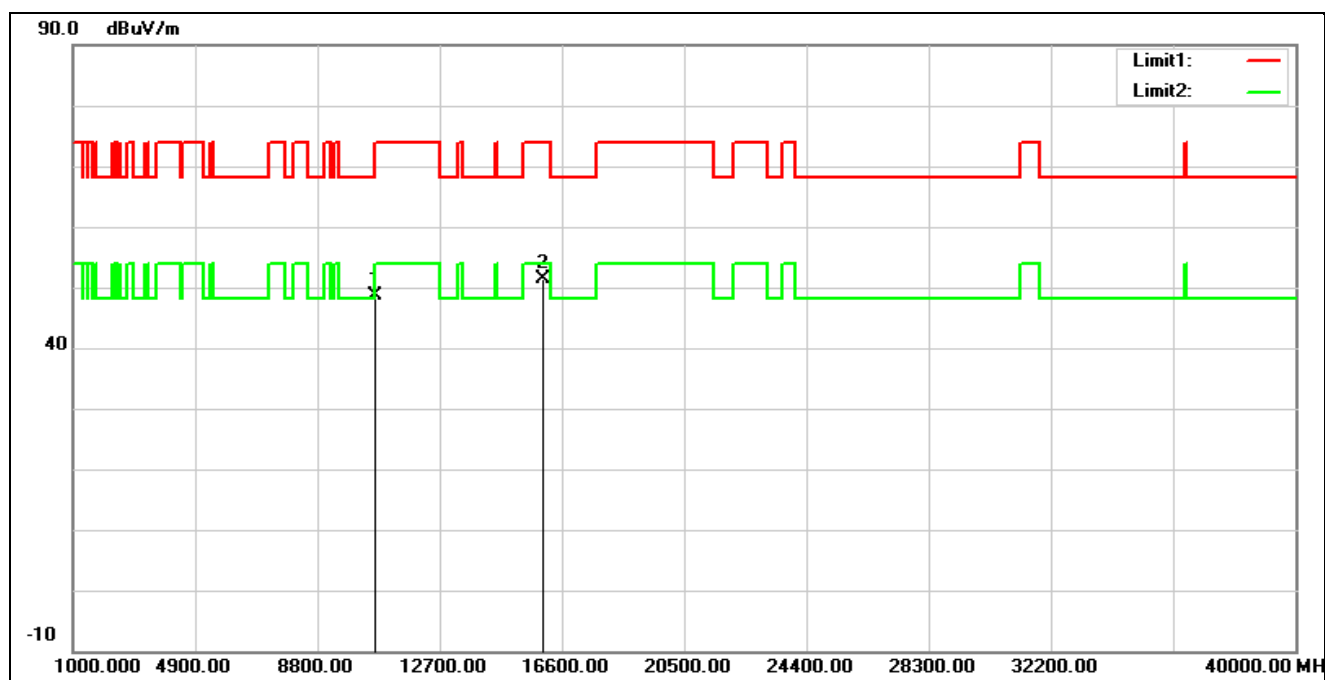
No.	Frequency (MHz)	Reading (dBuV)	Correction (dB/m)	Result (dBuV/m)	Limit (dBuV/m)	Margin (dB)	Remark
1*	10560.000	34.32	14.48	48.80	68.20	-19.40	peak
2	15840.000	34.72	16.90	51.62	74.00	-22.38	peak

Standard:	Part 15.407	Test Site:	966 Chamber
Polarization:	Horizontal		
Test Mode:	802.11ax HE20 5320 MHz		
Remark:			



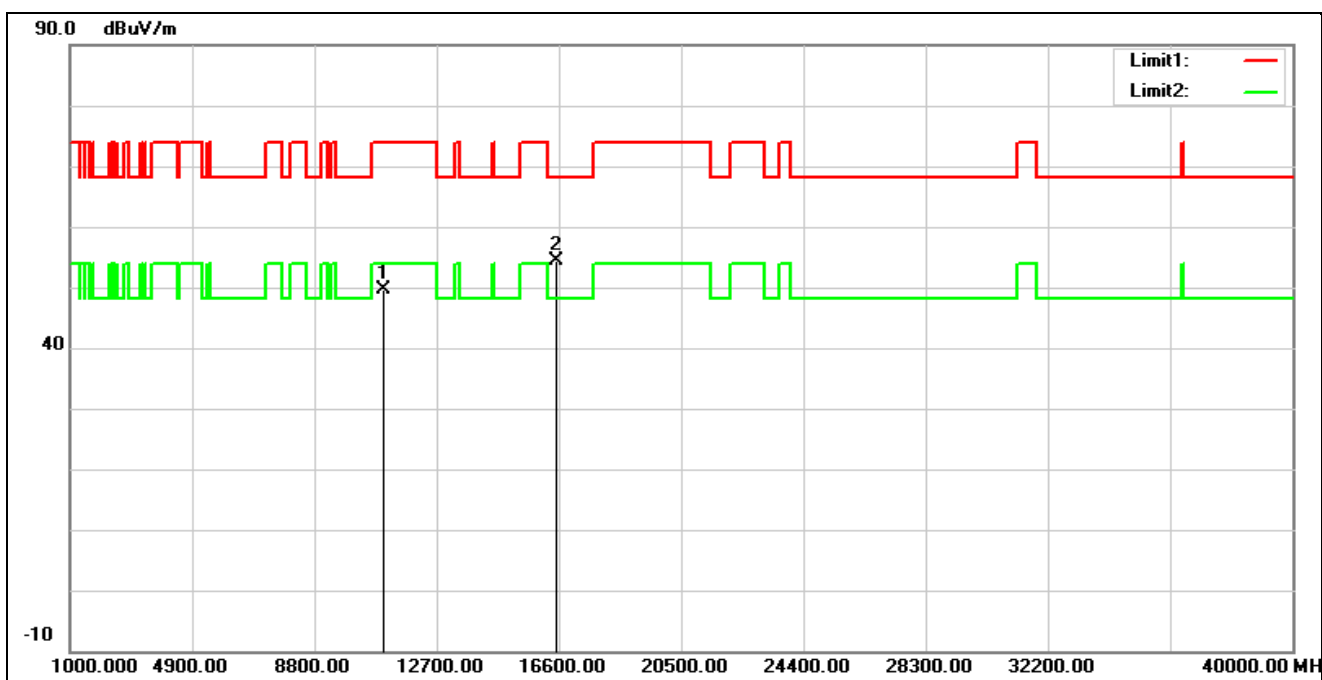
No.	Frequency (MHz)	Reading (dBuV)	Correction (dB/m)	Result (dBuV/m)	Limit (dBuV/m)	Margin (dB)	Remark
1	10640.000	34.99	14.41	49.40	74.00	-24.60	peak
2*	15960.000	35.21	16.55	51.76	74.00	-22.24	peak

Standard:	Part 15.407	Test Site:	966 Chamber
Polarization:	Vertical		
Test Mode:	802.11ax HE20 5320 MHz		
Remark:			



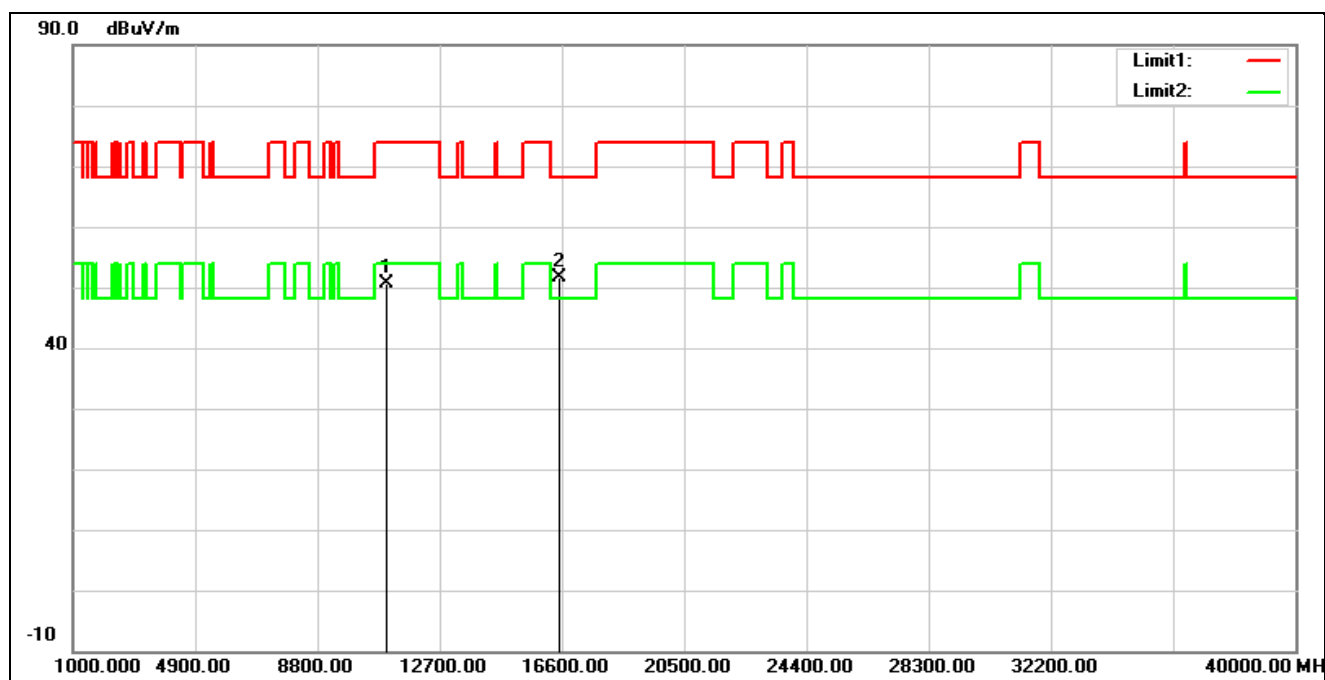
No.	Frequency (MHz)	Reading (dBuV)	Correction (dB/m)	Result (dBuV/m)	Limit (dBuV/m)	Margin (dB)	Remark
1	10640.000	34.30	14.41	48.71	74.00	-25.29	peak
2*	15960.000	34.76	16.55	51.31	74.00	-22.69	peak

Standard:	Part 15.407	Test Site:	966 Chamber
Polarization:	Horizontal		
Test Mode:	802.11ax HE20 5500 MHz		
Remark:			



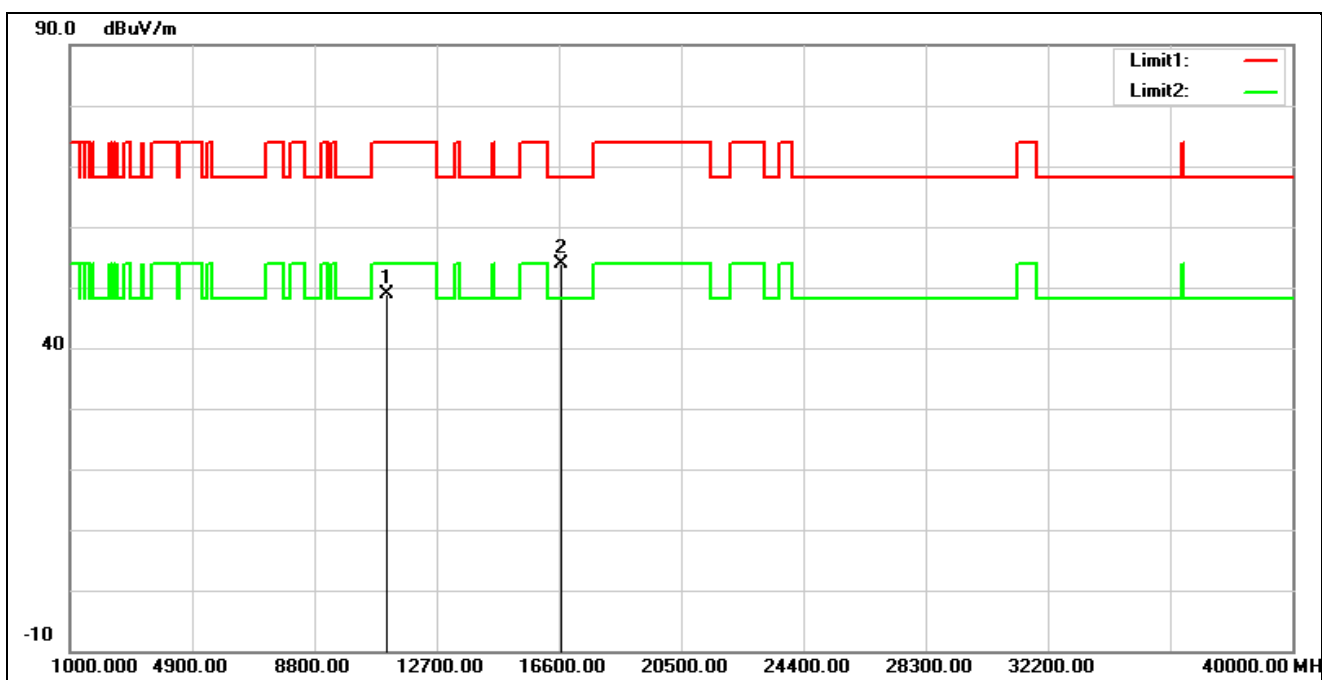
No.	Frequency (MHz)	Reading (dBuV)	Correction (dB/m)	Result (dBuV/m)	Limit (dBuV/m)	Margin (dB)	Remark
1	11000.000	34.95	14.73	49.68	74.00	-24.32	peak
2*	16500.000	36.60	17.77	54.37	68.20	-13.83	peak

Standard:	Part 15.407	Test Site:	966 Chamber
Polarization:	Vertical		
Test Mode:	802.11ax HE20 5500 MHz		
Remark:			



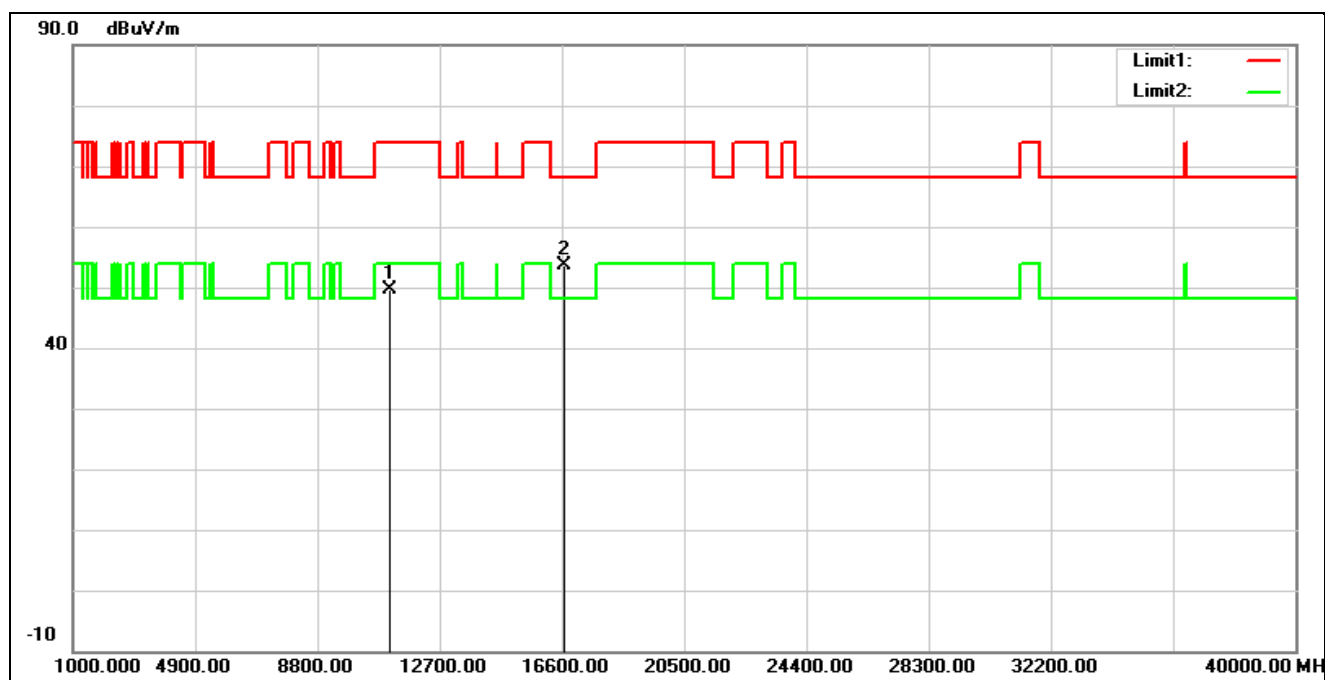
No.	Frequency (MHz)	Reading (dBuV)	Correction (dB/m)	Result (dBuV/m)	Limit (dBuV/m)	Margin (dB)	Remark
1	11000.000	35.83	14.73	50.56	74.00	-23.44	peak
2*	16500.000	33.84	17.77	51.61	68.20	-16.59	peak

Standard:	Part 15.407	Test Site:	966 Chamber
Polarization:	Horizontal		
Test Mode:	802.11ax HE20 5560 MHz		
Remark:			



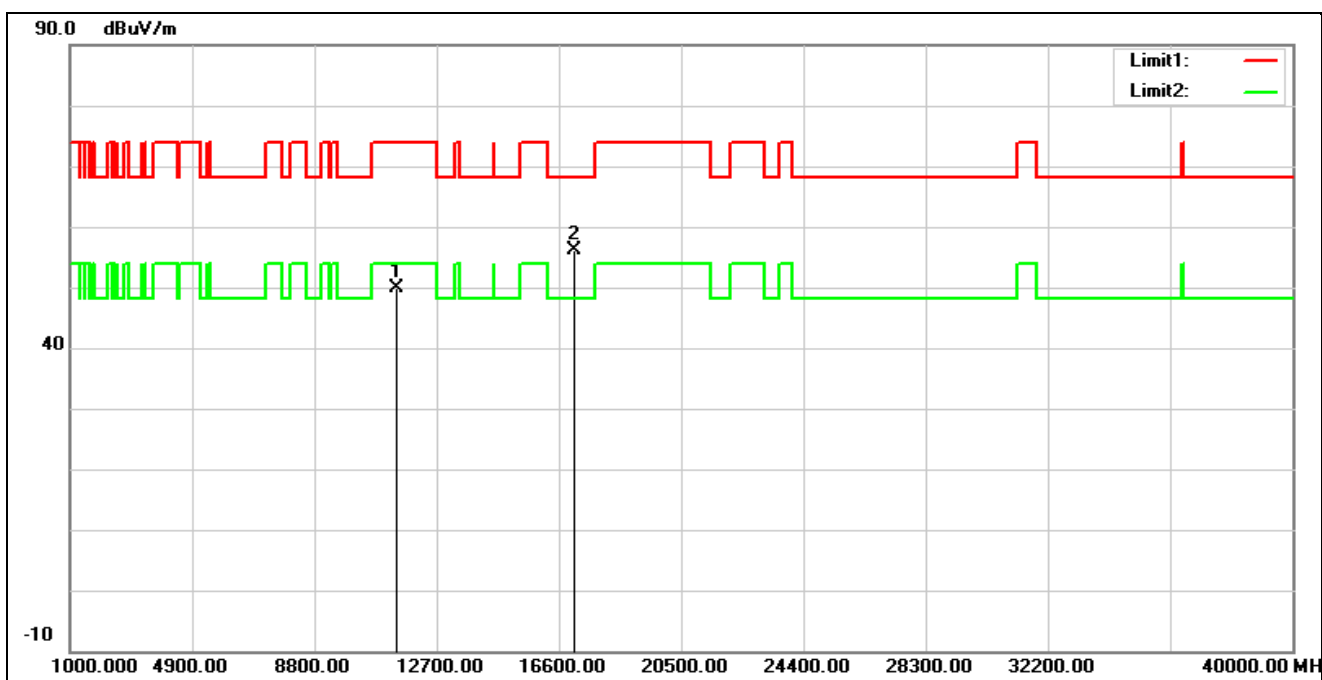
No.	Frequency (MHz)	Reading (dBuV)	Correction (dB/m)	Result (dBuV/m)	Limit (dBuV/m)	Margin (dB)	Remark
1	11120.000	34.14	14.79	48.93	74.00	-25.07	peak
2*	16680.000	35.23	18.61	53.84	68.20	-14.36	peak

Standard:	Part 15.407	Test Site:	966 Chamber
Polarization:	Vertical		
Test Mode:	802.11ax HE20 5560 MHz		
Remark:			



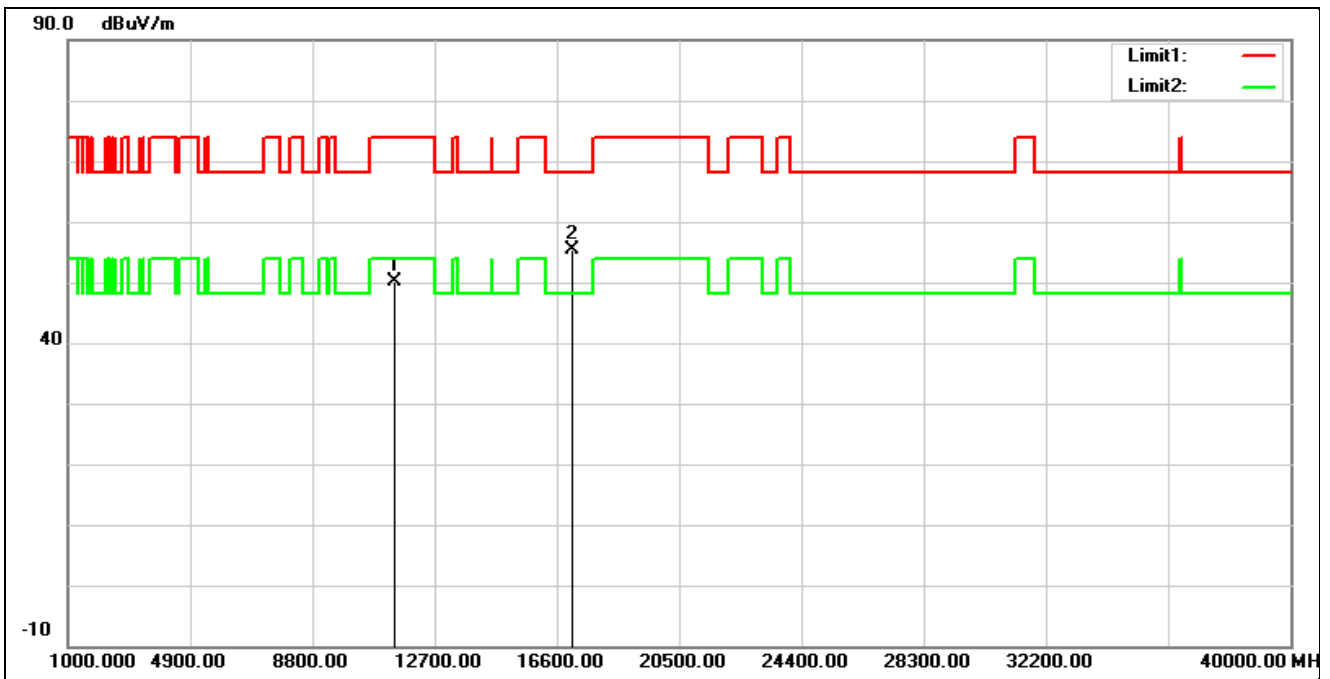
No.	Frequency (MHz)	Reading (dBuV)	Correction (dB/m)	Result (dBuV/m)	Limit (dBuV/m)	Margin (dB)	Remark
1	11120.000	34.74	14.79	49.53	74.00	-24.47	peak
2*	16680.000	34.90	18.61	53.51	68.20	-14.69	peak

Standard:	Part 15.407	Test Site:	966 Chamber
Polarization:	Horizontal		
Test Mode:	802.11ax HE20 5700 MHz		
Remark:			



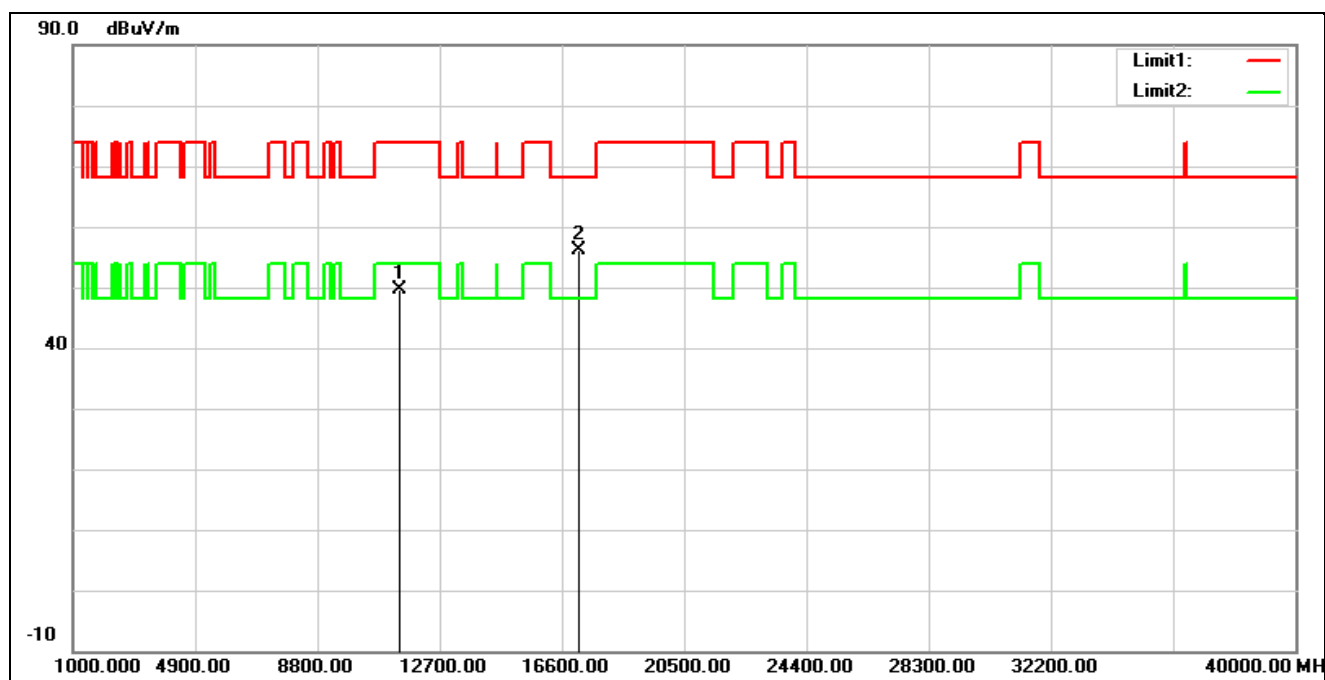
No.	Frequency (MHz)	Reading (dBuV)	Correction (dB/m)	Result (dBuV/m)	Limit (dBuV/m)	Margin (dB)	Remark
1	11400.000	34.84	15.07	49.91	74.00	-24.09	peak
2*	17100.000	35.49	20.64	56.13	68.20	-12.07	peak

Standard:	Part 15.407	Test Site:	966 Chamber
Polarization:	Vertical		
Test Mode:	802.11ax HE20 5700 MHz		
Remark:			



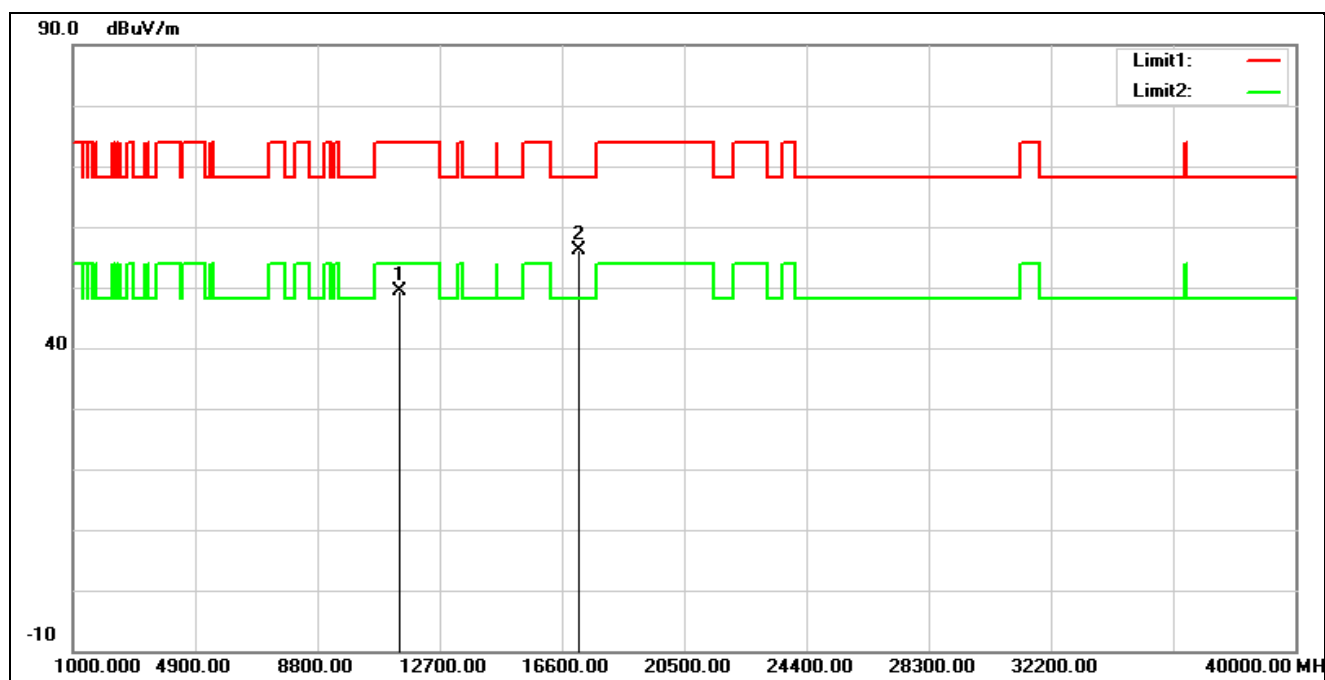
No.	Frequency (MHz)	Reading (dBuV)	Correction (dB/m)	Result (dBuV/m)	Limit (dBuV/m)	Margin (dB)	Remark
1	11400.000	35.03	15.07	50.10	74.00	-23.90	peak
2*	17100.000	34.86	20.64	55.50	68.20	-12.70	peak

Standard:	Part 15.407	Test Site:	966 Chamber
Polarization:	Horizontal		
Test Mode:	802.11ax HE20 5720 MHz		
Remark:			



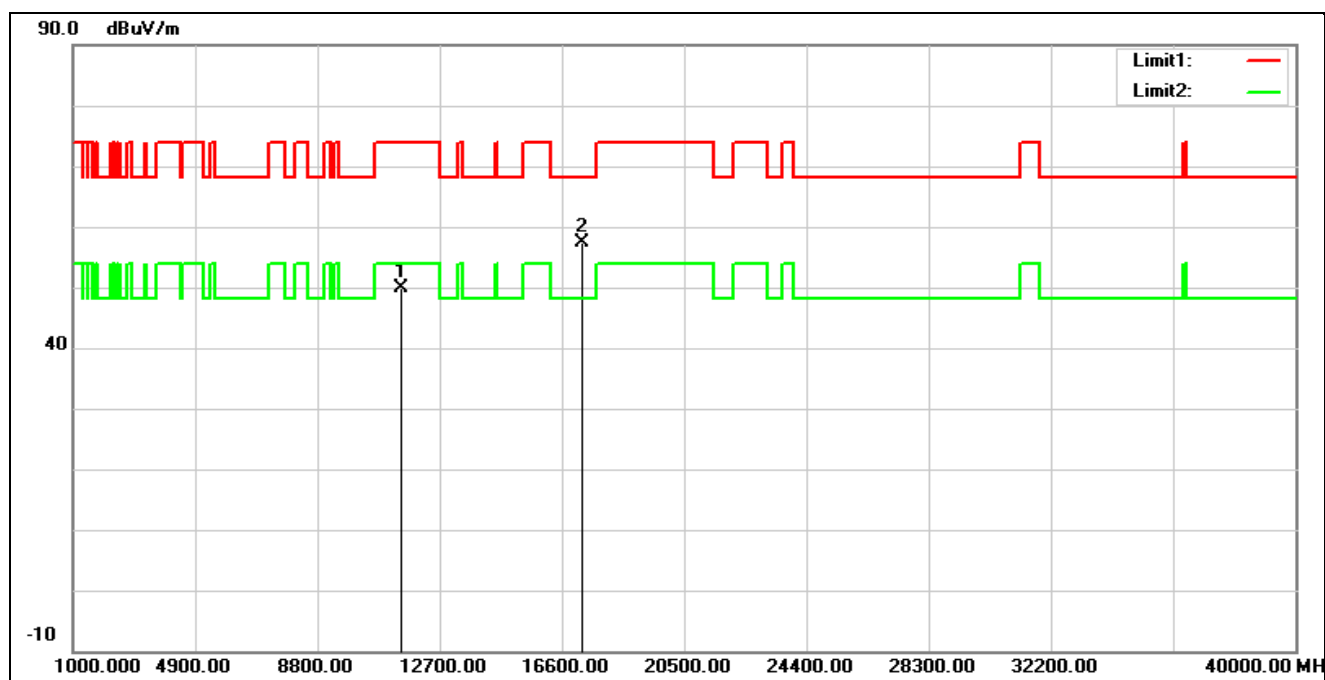
No.	Frequency (MHz)	Reading (dBuV)	Correction (dB/m)	Result (dBuV/m)	Limit (dBuV/m)	Margin (dB)	Remark
1	11440.000	34.37	15.23	49.60	74.00	-24.40	peak
2*	17160.000	34.98	21.25	56.23	68.20	-11.97	peak

Standard:	Part 15.407	Test Site:	966 Chamber
Polarization:	Vertical		
Test Mode:	802.11ax HE20 5720 MHz		
Remark:			



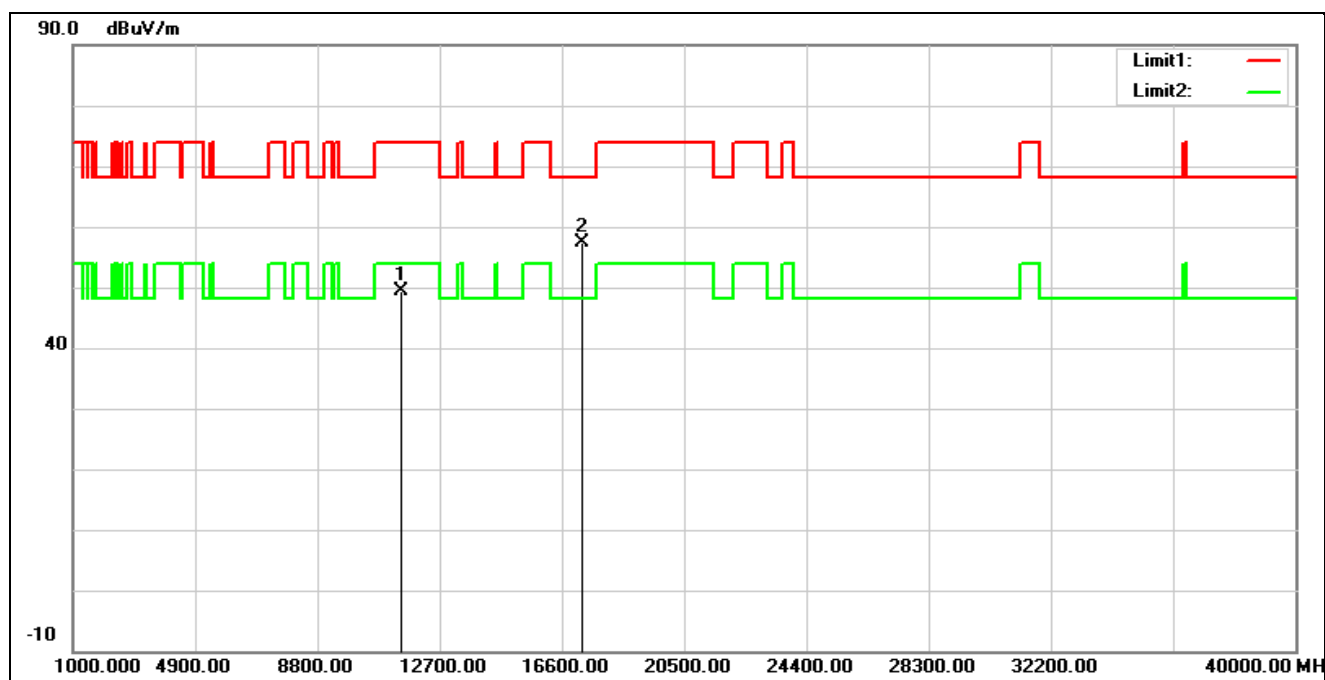
No.	Frequency (MHz)	Reading (dBuV)	Correction (dB/m)	Result (dBuV/m)	Limit (dBuV/m)	Margin (dB)	Remark
1	11440.000	34.18	15.23	49.41	74.00	-24.59	peak
2*	17160.000	34.90	21.25	56.15	68.20	-12.05	peak

Standard:	Part 15.407	Test Site:	966 Chamber
Polarization:	Horizontal		
Test Mode:	802.11ax HE20 5745 MHz		
Remark:			



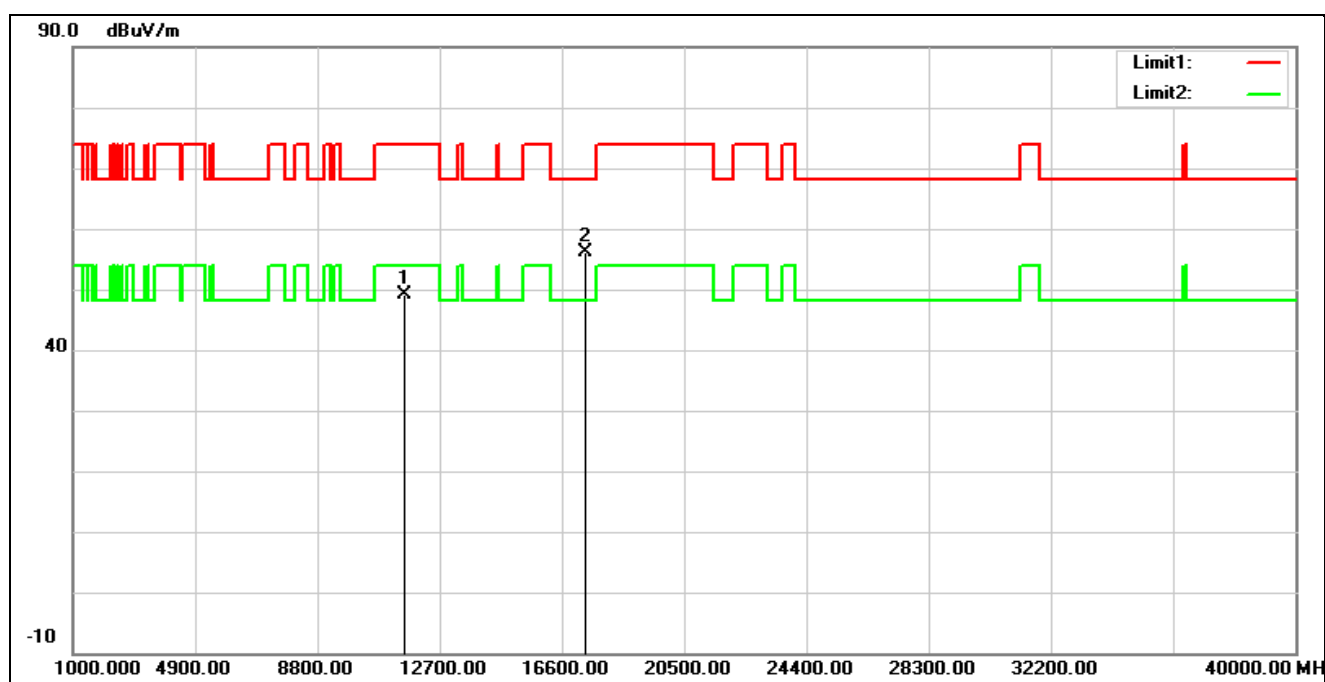
No.	Frequency (MHz)	Reading (dBuV)	Correction (dB/m)	Result (dBuV/m)	Limit (dBuV/m)	Margin (dB)	Remark
1	11490.000	34.44	15.42	49.86	74.00	-24.14	peak
2*	17235.000	35.36	22.01	57.37	68.20	-10.83	peak

Standard:	Part 15.407	Test Site:	966 Chamber
Polarization:	Vertical		
Test Mode:	802.11ax HE20 5745 MHz		
Remark:			



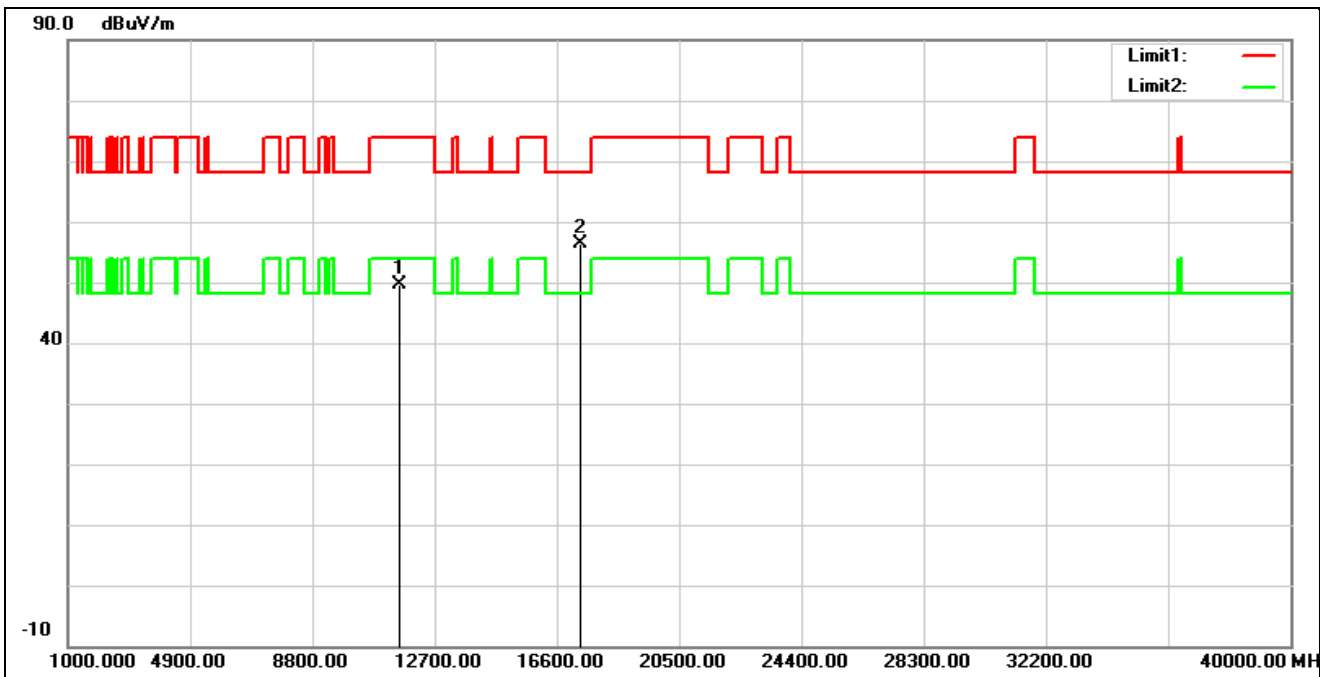
No.	Frequency (MHz)	Reading (dBuV)	Correction (dB/m)	Result (dBuV/m)	Limit (dBuV/m)	Margin (dB)	Remark
1	11490.000	33.88	15.42	49.30	74.00	-24.70	peak
2*	17235.000	35.27	22.01	57.28	68.20	-10.92	peak

Standard:	Part 15.407	Test Site:	966 Chamber
Polarization:	Horizontal		
Test Mode:	802.11ax HE20 5785 MHz		
Remark:			



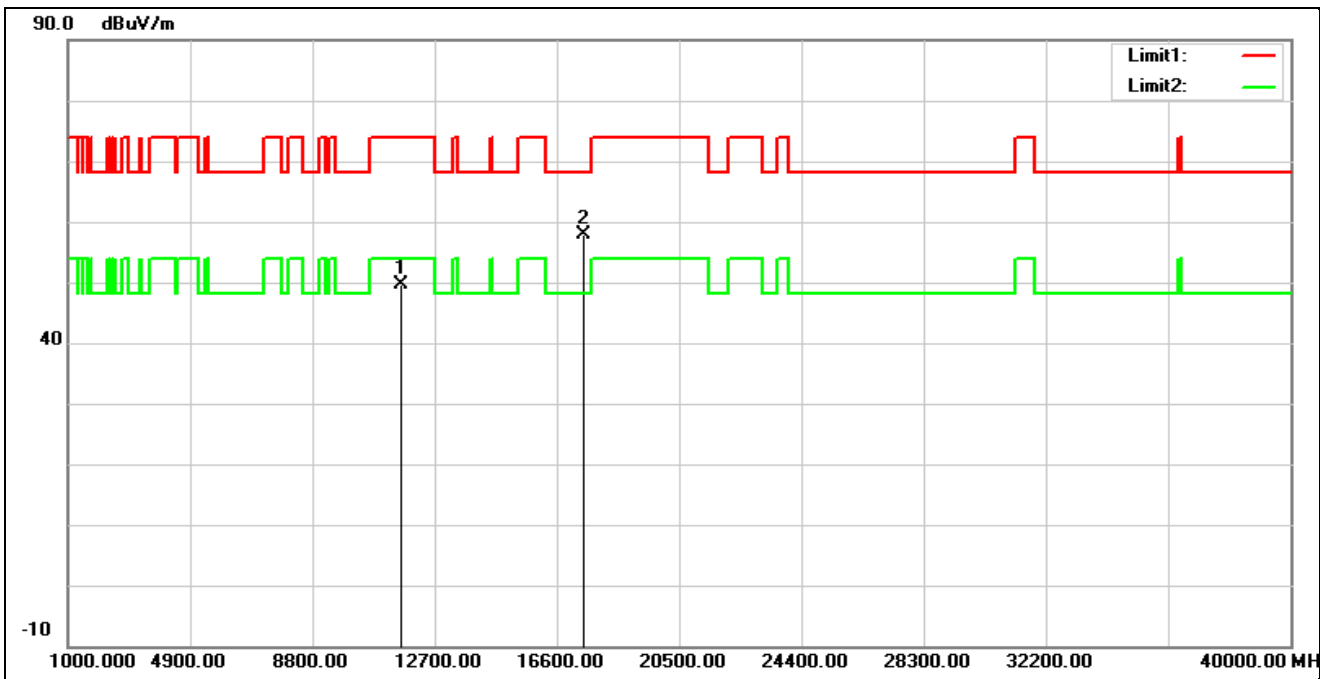
No.	Frequency (MHz)	Reading (dBuV)	Correction (dB/m)	Result (dBuV/m)	Limit (dBuV/m)	Margin (dB)	Remark
1	11570.000	33.87	15.21	49.08	74.00	-24.92	peak
2*	17355.000	33.28	22.96	56.24	68.20	-11.96	peak

Standard:	Part 15.407	Test Site:	966 Chamber
Polarization:	Vertical		
Test Mode:	802.11ax HE20 5785 MHz		
Remark:			



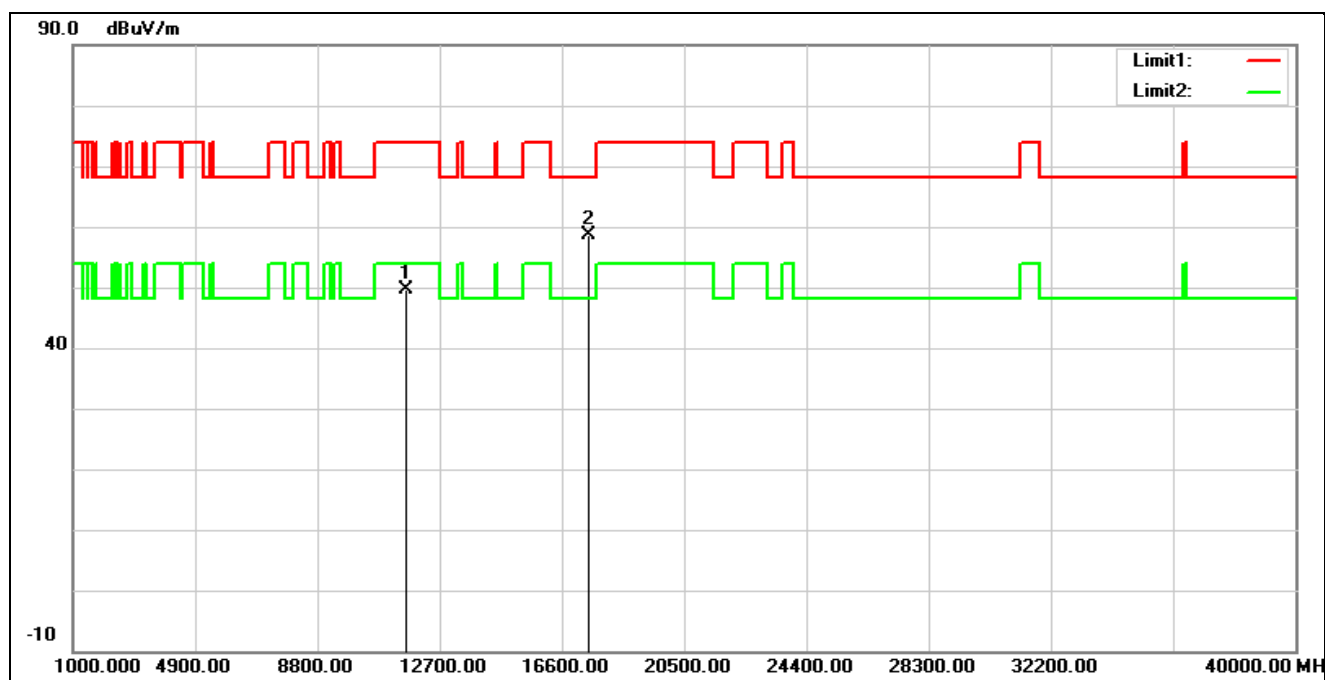
No.	Frequency (MHz)	Reading (dBuV)	Correction (dB/m)	Result (dBuV/m)	Limit (dBuV/m)	Margin (dB)	Remark
1	11570.000	34.32	15.21	49.53	74.00	-24.47	peak
2*	17355.000	33.30	22.96	56.26	68.20	-11.94	peak

Standard:	Part 15.407	Test Site:	966 Chamber
Polarization:	Horizontal		
Test Mode:	802.11ax HE20 5825 MHz		
Remark:			



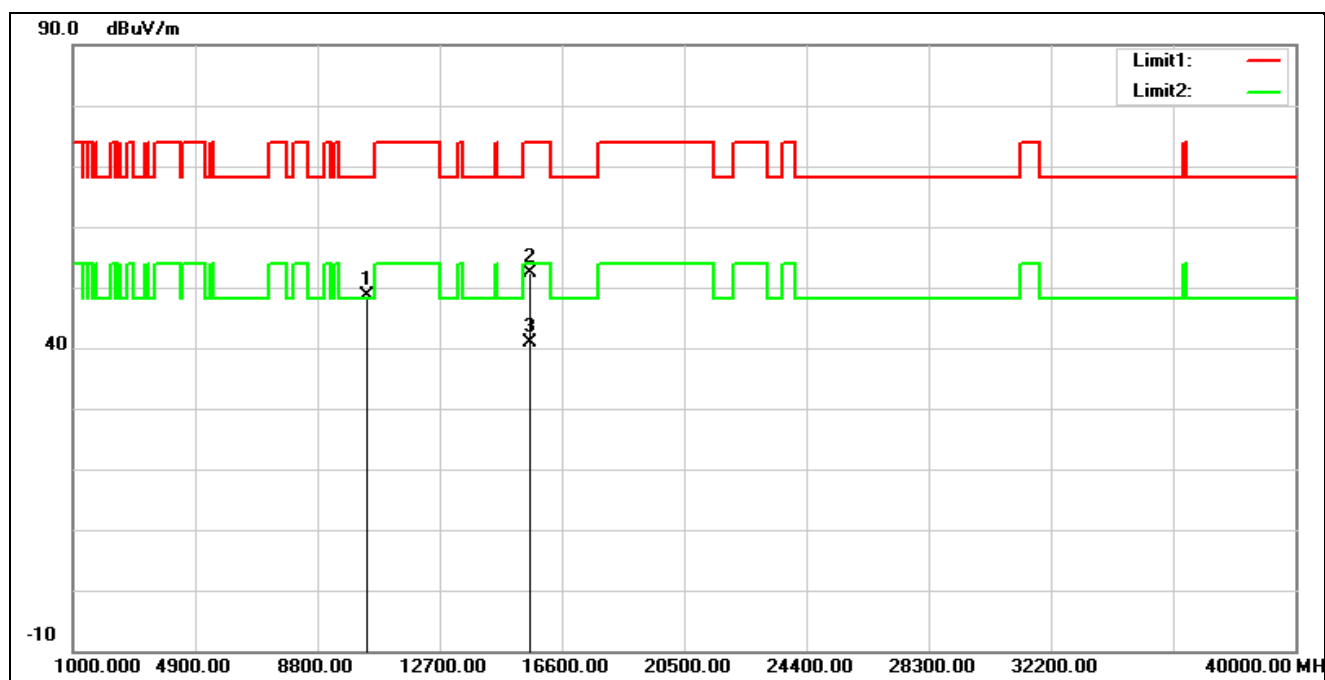
No.	Frequency (MHz)	Reading (dBuV)	Correction (dB/m)	Result (dBuV/m)	Limit (dBuV/m)	Margin (dB)	Remark
1	11650.000	34.67	15.04	49.71	74.00	-24.29	peak
2*	17475.000	34.01	23.95	57.96	68.20	-10.24	peak

Standard:	Part 15.407	Test Site:	966 Chamber
Polarization:	Vertical		
Test Mode:	802.11ax HE20 5825 MHz		
Remark:			



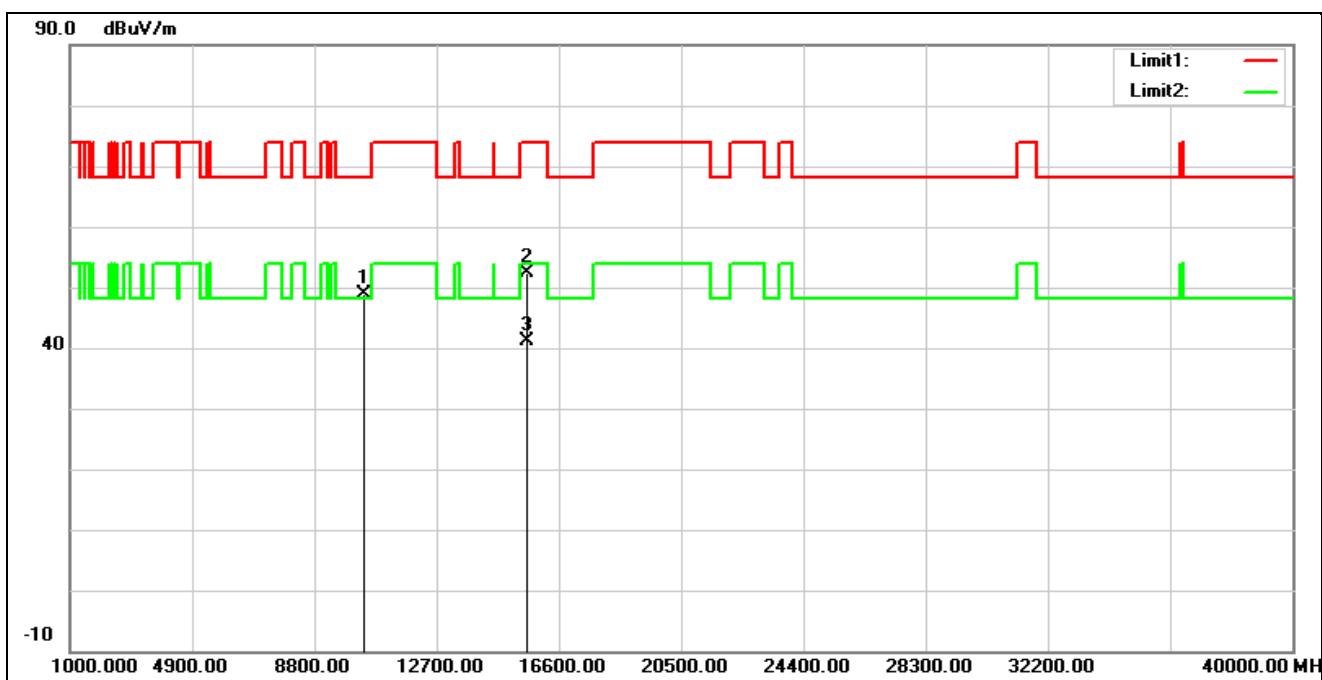
No.	Frequency (MHz)	Reading (dBuV)	Correction (dB/m)	Result (dBuV/m)	Limit (dBuV/m)	Margin (dB)	Remark
1	11650.000	34.63	15.04	49.67	74.00	-24.33	peak
2*	17475.000	34.80	23.95	58.75	68.20	-9.45	peak

Standard:	Part 15.407	Test Site:	966 Chamber
Polarization:	Horizontal		
Test Mode:	802.11ax HE40 5190 MHz		
Remark:			



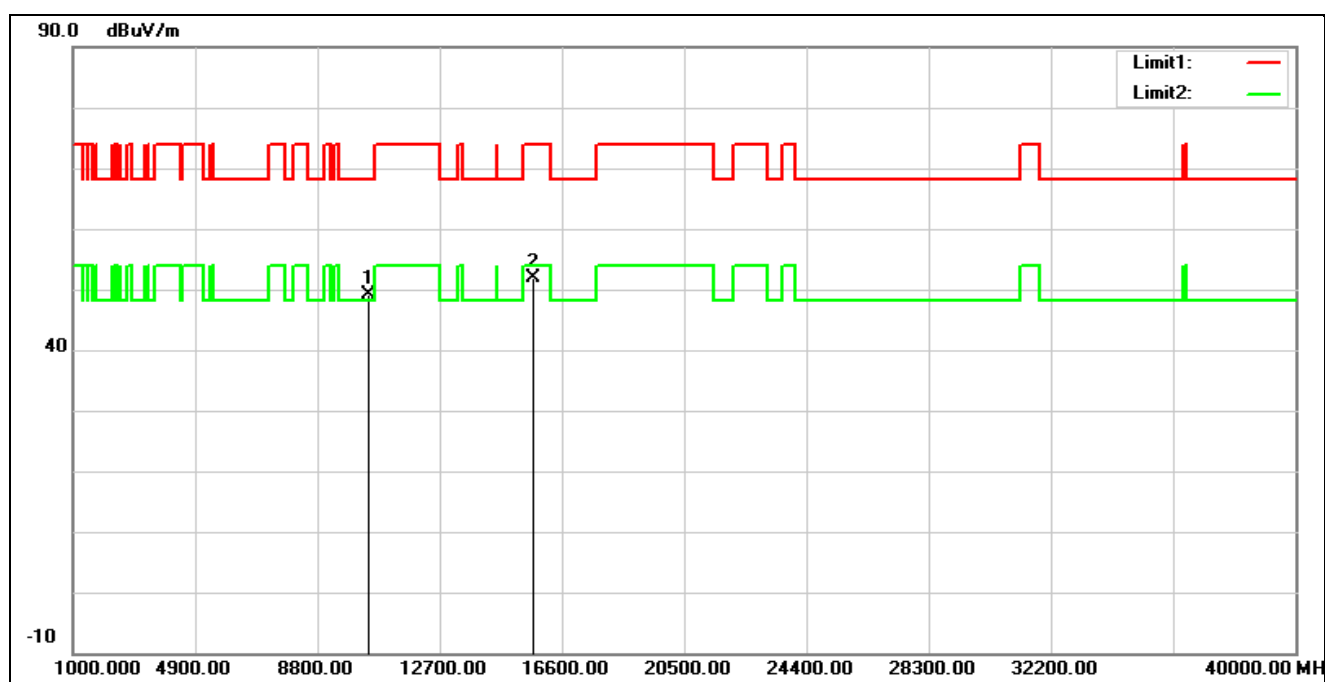
No.	Frequency (MHz)	Reading (dBuV)	Correction (dB/m)	Result (dBuV/m)	Limit (dBuV/m)	Margin (dB)	Remark
1	10380.000	34.70	14.04	48.74	68.20	-19.46	peak
2	15570.000	35.11	17.16	52.27	74.00	-21.73	peak
3*	15570.000	23.63	17.16	40.79	54.00	-13.21	AVG

Standard:	Part 15.407	Test Site:	966 Chamber
Polarization:	Vertical		
Test Mode:	802.11ax HE40 5190 MHz		
Remark:			



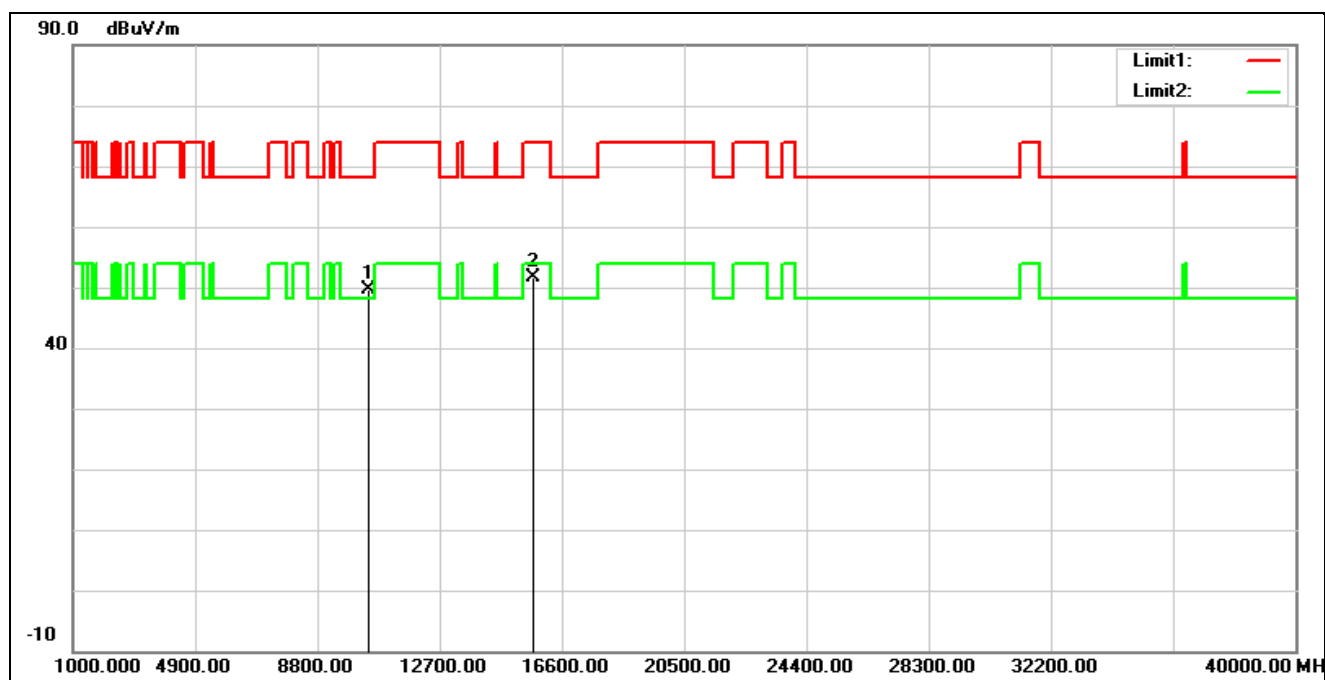
No.	Frequency (MHz)	Reading (dBuV)	Correction (dB/m)	Result (dBuV/m)	Limit (dBuV/m)	Margin (dB)	Remark
1	10380.000	34.76	14.04	48.80	68.20	-19.40	peak
2	15570.000	35.20	17.16	52.36	74.00	-21.64	peak
3*	15570.000	23.93	17.16	41.09	54.00	-12.91	AVG

Standard:	Part 15.407	Test Site:	966 Chamber
Polarization:	Horizontal		
Test Mode:	802.11ax HE40 5230 MHz		
Remark:			



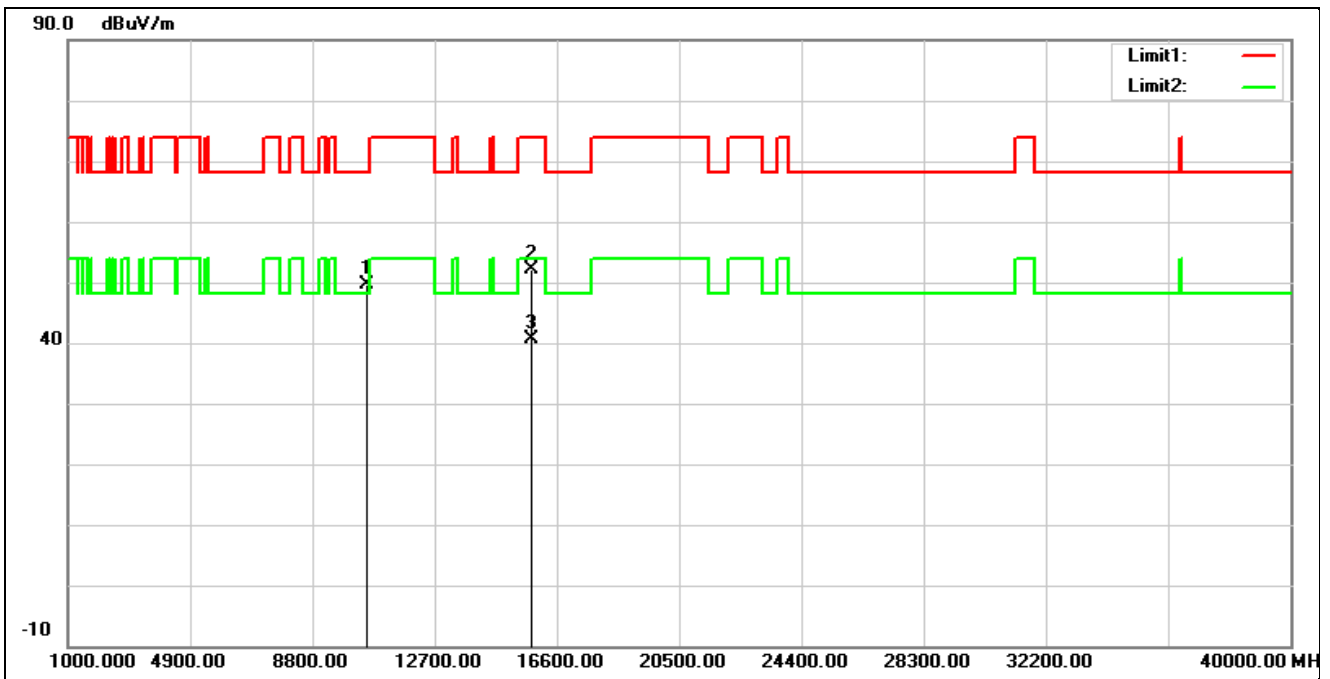
No.	Frequency (MHz)	Reading (dBuV)	Correction (dB/m)	Result (dBuV/m)	Limit (dBuV/m)	Margin (dB)	Remark
1*	10460.000	34.73	14.43	49.16	68.20	-19.04	peak
2	15690.000	34.58	17.37	51.95	74.00	-22.05	peak

Standard:	Part 15.407	Test Site:	966 Chamber
Polarization:	Vertical		
Test Mode:	802.11ax HE40 5230 MHz		
Remark:			



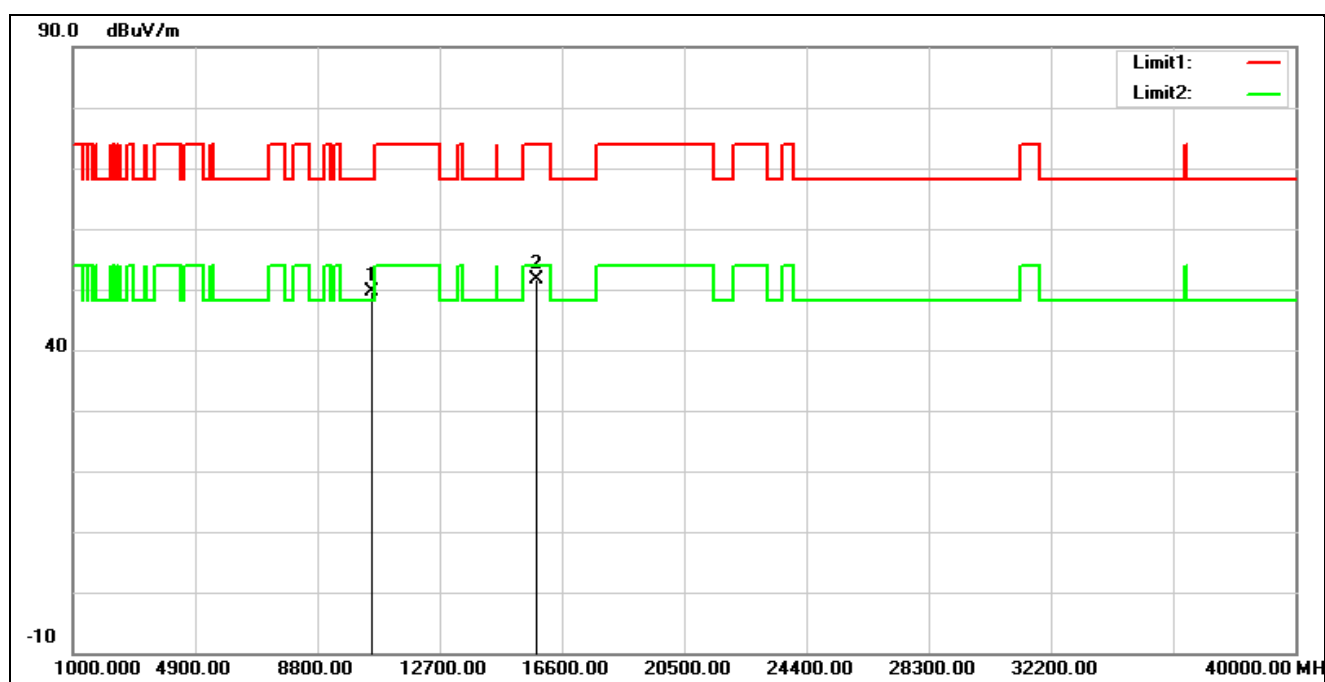
No.	Frequency (MHz)	Reading (dBuV)	Correction (dB/m)	Result (dBuV/m)	Limit (dBuV/m)	Margin (dB)	Remark
1*	10460.000	35.19	14.43	49.62	68.20	-18.58	peak
2	15690.000	34.17	17.37	51.54	74.00	-22.46	peak

Standard:	Part 15.407	Test Site:	966 Chamber
Polarization:	Horizontal		
Test Mode:	802.11ax HE40 5270 MHz		
Remark:			



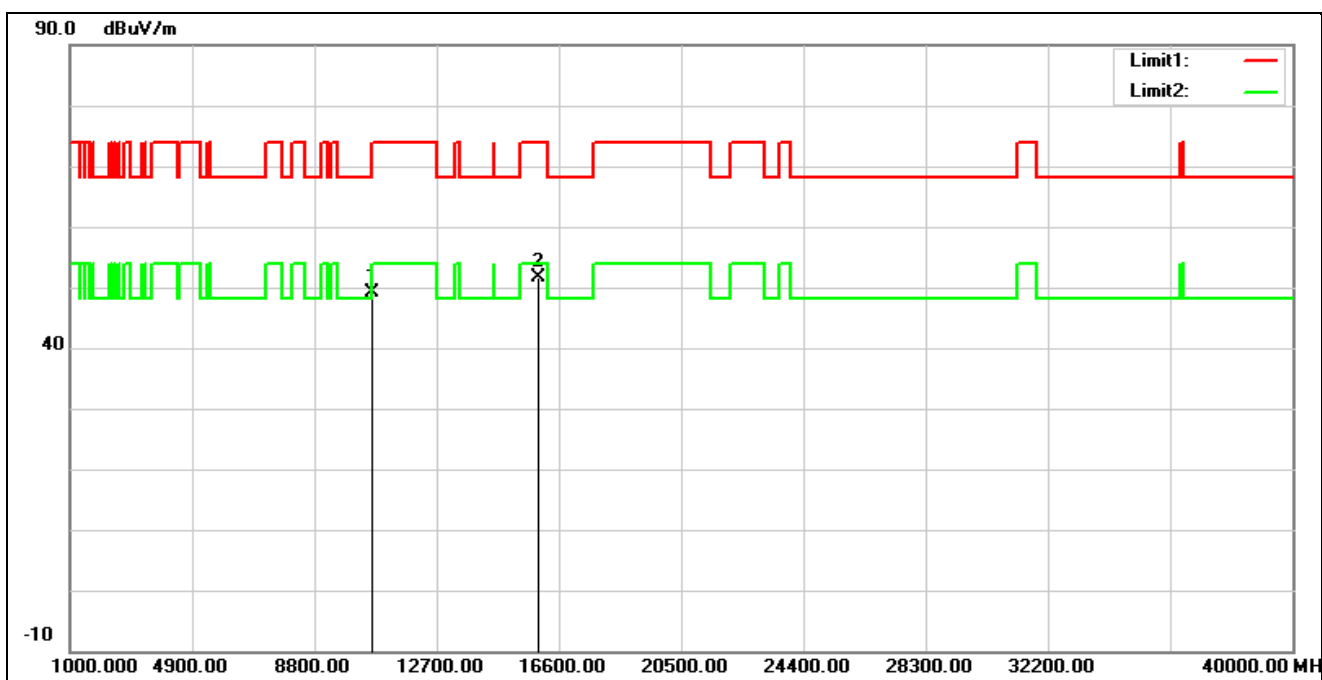
No.	Frequency (MHz)	Reading (dBuV)	Correction (dB/m)	Result (dBuV/m)	Limit (dBuV/m)	Margin (dB)	Remark
1	10540.000	35.05	14.55	49.60	68.20	-18.60	peak
2	15810.000	35.08	17.00	52.08	74.00	-21.92	peak
3*	15810.000	23.61	17.00	40.61	54.00	-13.39	AVG

Standard:	Part 15.407	Test Site:	966 Chamber
Polarization:	Vertical		
Test Mode:	802.11ax HE40 5270 MHz		
Remark:			



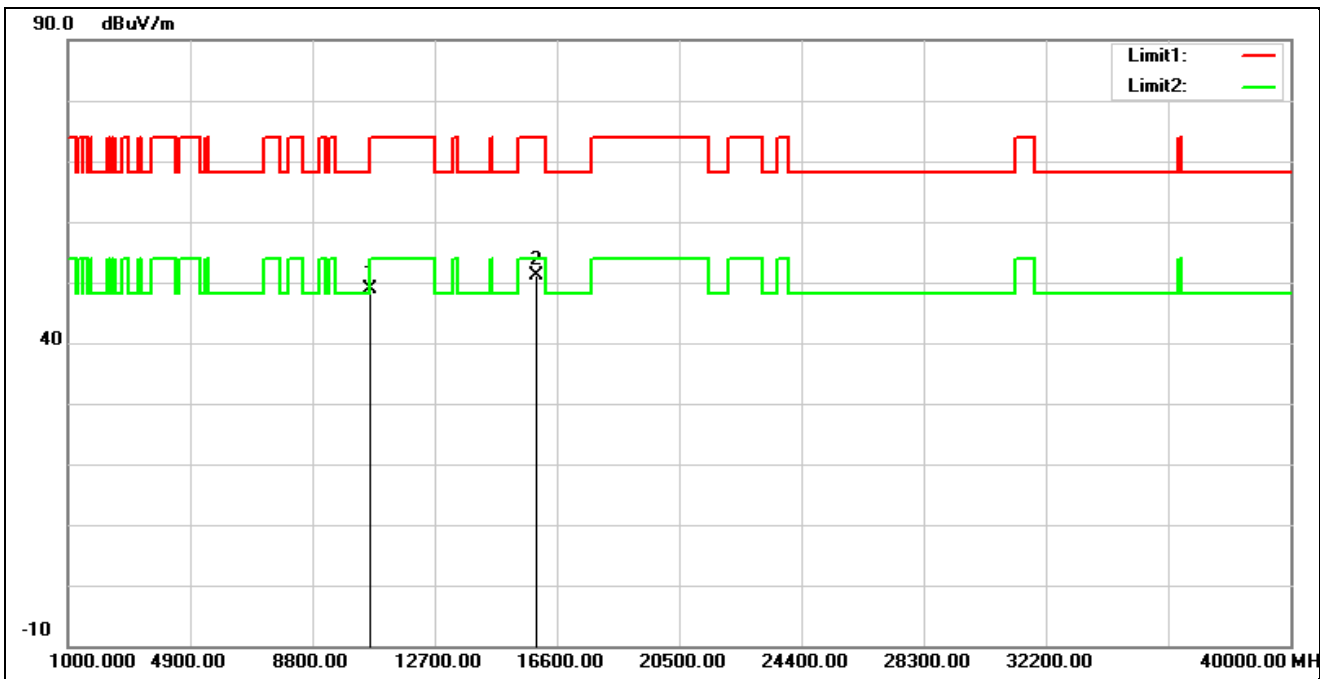
No.	Frequency (MHz)	Reading (dBuV)	Correction (dB/m)	Result (dBuV/m)	Limit (dBuV/m)	Margin (dB)	Remark
1*	10540.000	35.07	14.55	49.62	68.20	-18.58	peak
2	15810.000	34.69	17.00	51.69	74.00	-22.31	peak

Standard:	Part 15.407	Test Site:	966 Chamber
Polarization:	Horizontal		
Test Mode:	802.11ax HE40 5310 MHz		
Remark:			



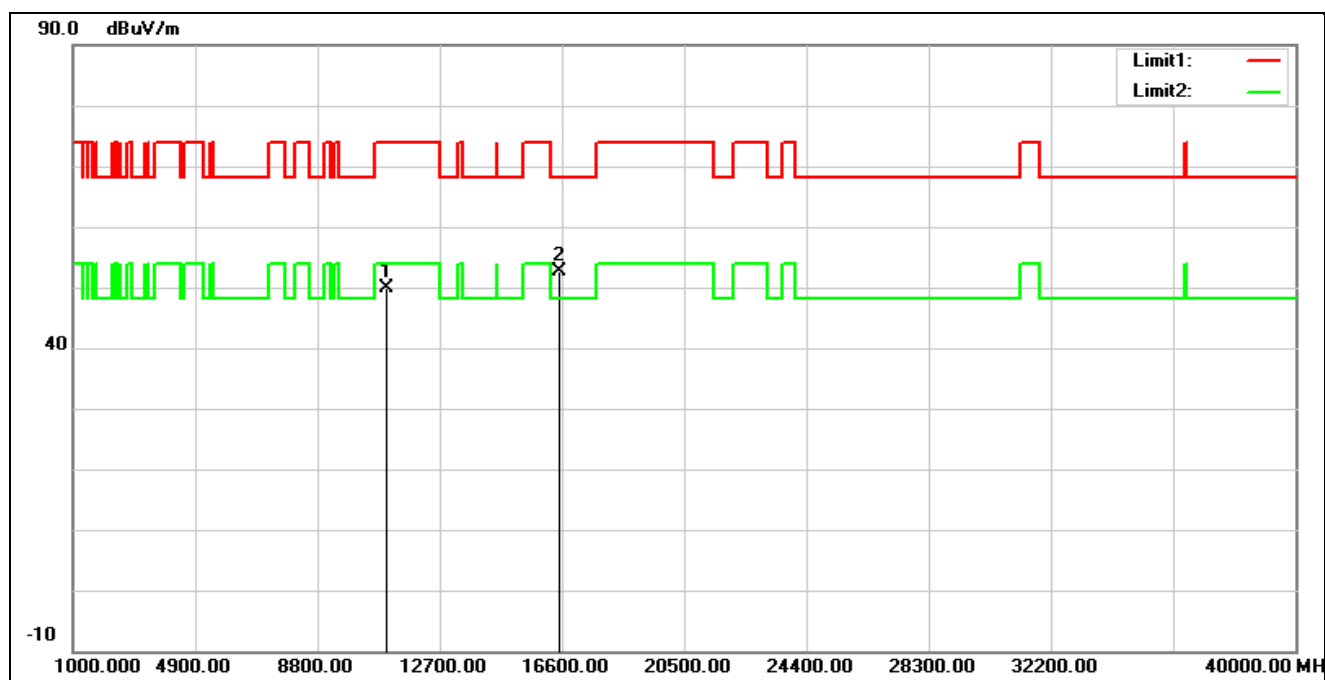
No.	Frequency (MHz)	Reading (dBuV)	Correction (dB/m)	Result (dBuV/m)	Limit (dBuV/m)	Margin (dB)	Remark
1	10620.000	34.68	14.40	49.08	74.00	-24.92	peak
2*	15930.000	34.95	16.64	51.59	74.00	-22.41	peak

Standard:	Part 15.407	Test Site:	966 Chamber
Polarization:	Vertical		
Test Mode:	802.11ax HE40 5310 MHz		
Remark:			



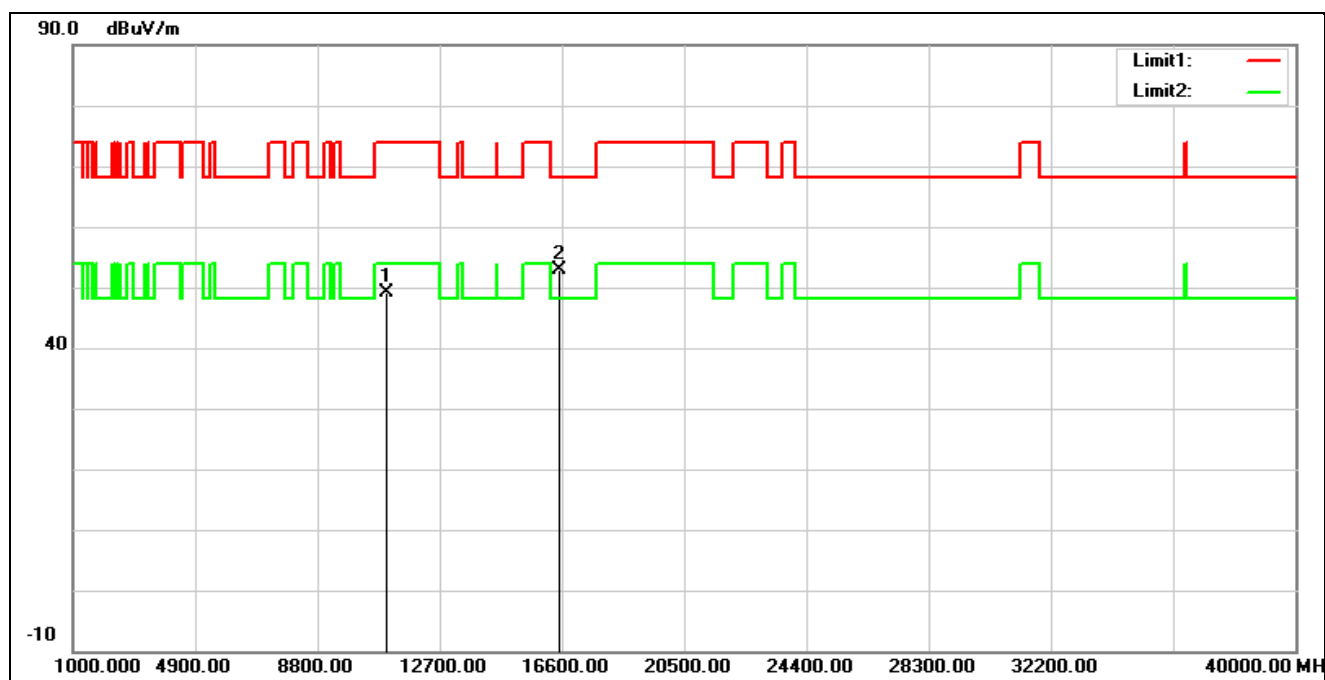
No.	Frequency (MHz)	Reading (dBuV)	Correction (dB/m)	Result (dBuV/m)	Limit (dBuV/m)	Margin (dB)	Remark
1	10620.000	34.36	14.40	48.76	74.00	-25.24	peak
2*	15930.000	34.58	16.64	51.22	74.00	-22.78	peak

Standard:	Part 15.407	Test Site:	966 Chamber
Polarization:	Horizontal		
Test Mode:	802.11ax HE40 5510 MHz		
Remark:			



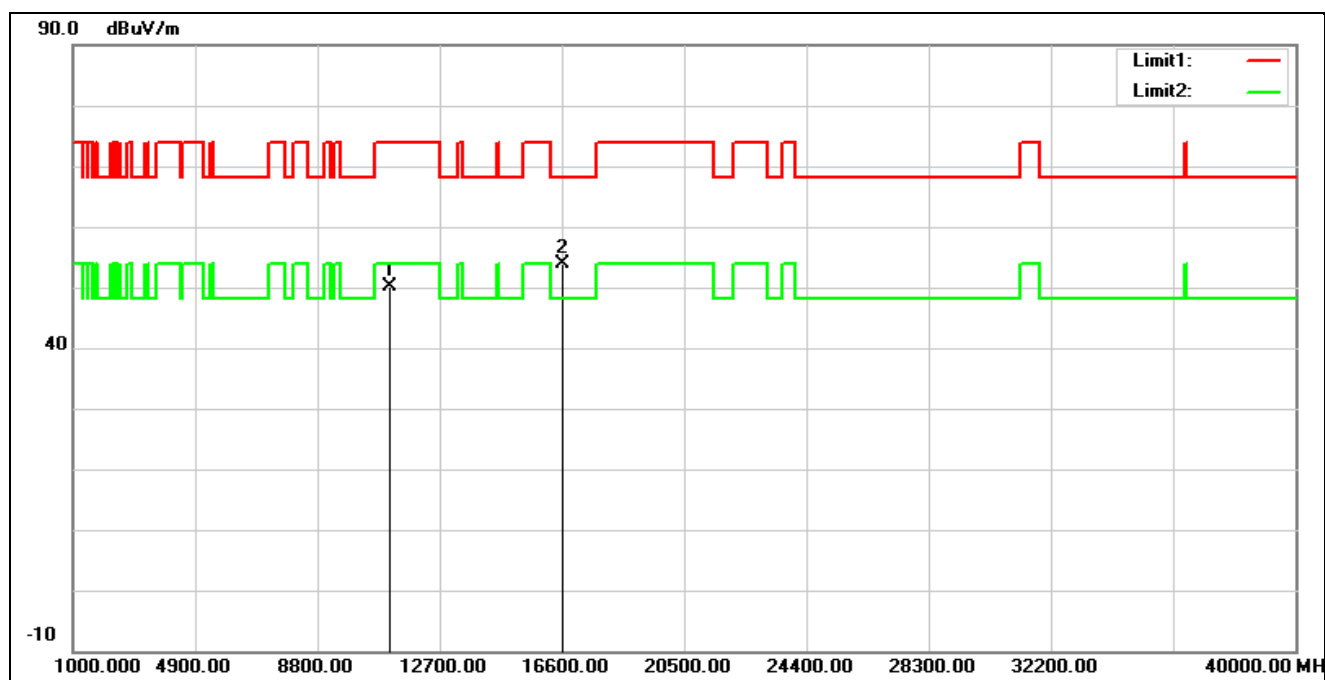
No.	Frequency (MHz)	Reading (dBuV)	Correction (dB/m)	Result (dBuV/m)	Limit (dBuV/m)	Margin (dB)	Remark
1	11020.000	35.10	14.75	49.85	74.00	-24.15	peak
2*	16530.000	34.72	17.92	52.64	68.20	-15.56	peak

Standard:	Part 15.407	Test Site:	966 Chamber
Polarization:	Vertical		
Test Mode:	802.11ax HE40 5510 MHz		
Remark:			



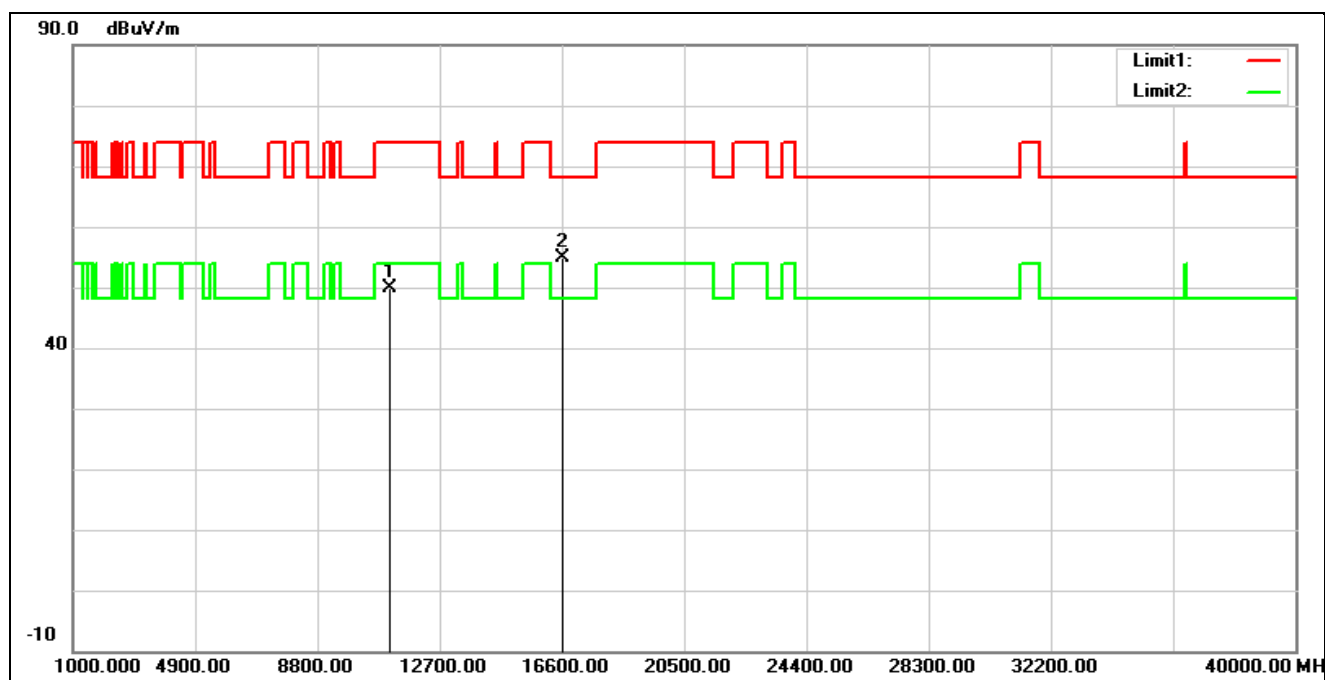
No.	Frequency (MHz)	Reading (dBuV)	Correction (dB/m)	Result (dBuV/m)	Limit (dBuV/m)	Margin (dB)	Remark
1	11020.000	34.33	14.75	49.08	74.00	-24.92	peak
2*	16530.000	35.00	17.92	52.92	68.20	-15.28	peak

Standard:	Part 15.407	Test Site:	966 Chamber
Polarization:	Horizontal		
Test Mode:	802.11ax HE40 5550 MHz		
Remark:			



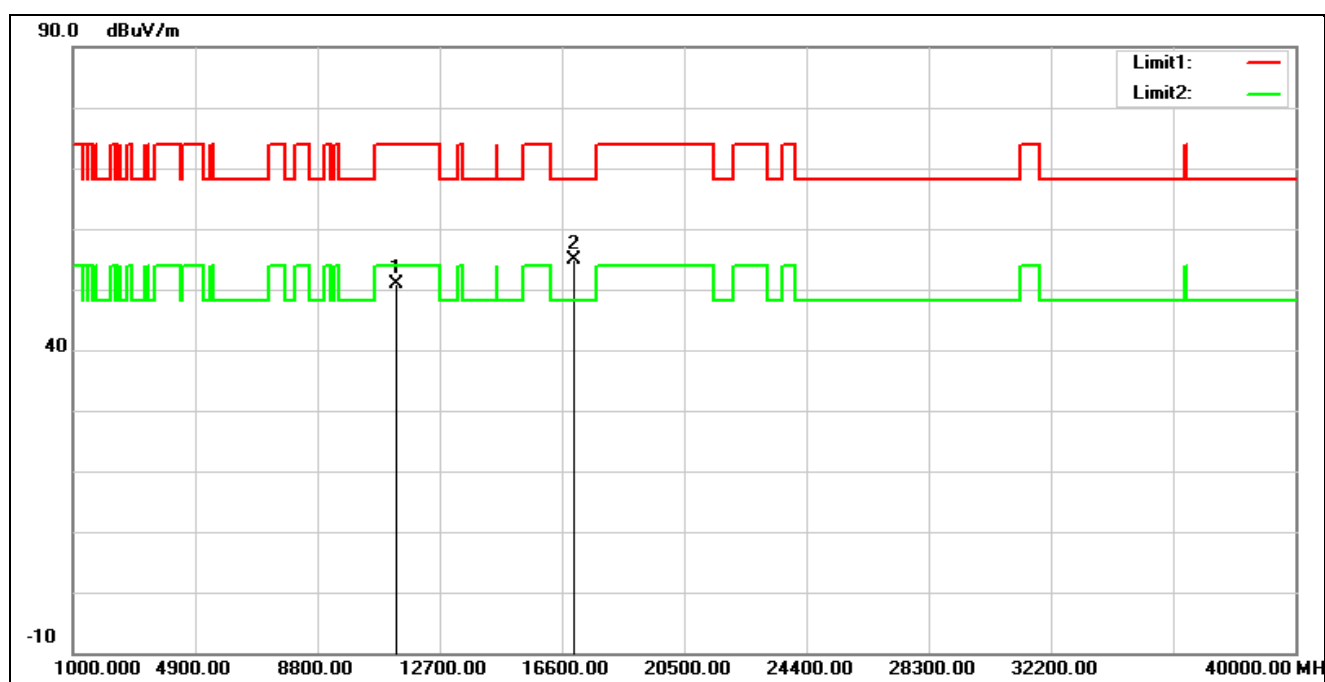
No.	Frequency (MHz)	Reading (dBuV)	Correction (dB/m)	Result (dBuV/m)	Limit (dBuV/m)	Margin (dB)	Remark
1	11100.000	35.30	14.82	50.12	74.00	-23.88	peak
2*	16650.000	35.27	18.49	53.76	68.20	-14.44	peak

Standard:	Part 15.407	Test Site:	966 Chamber
Polarization:	Vertical		
Test Mode:	802.11ax HE40 5550 MHz		
Remark:			



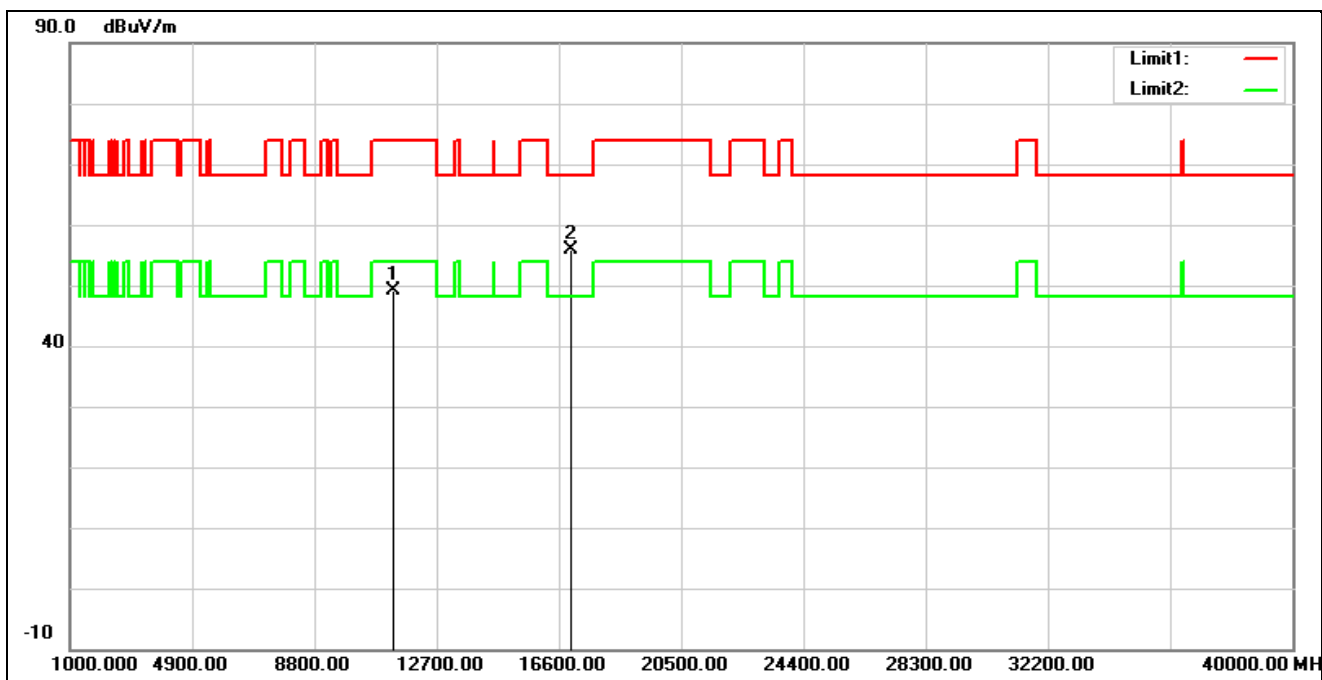
No.	Frequency (MHz)	Reading (dBuV)	Correction (dB/m)	Result (dBuV/m)	Limit (dBuV/m)	Margin (dB)	Remark
1	11100.000	35.03	14.82	49.85	74.00	-24.15	peak
2*	16650.000	36.37	18.49	54.86	68.20	-13.34	peak

Standard:	Part 15.407	Test Site:	966 Chamber
Polarization:	Horizontal		
Test Mode:	802.11ax HE40 5670 MHz		
Remark:			



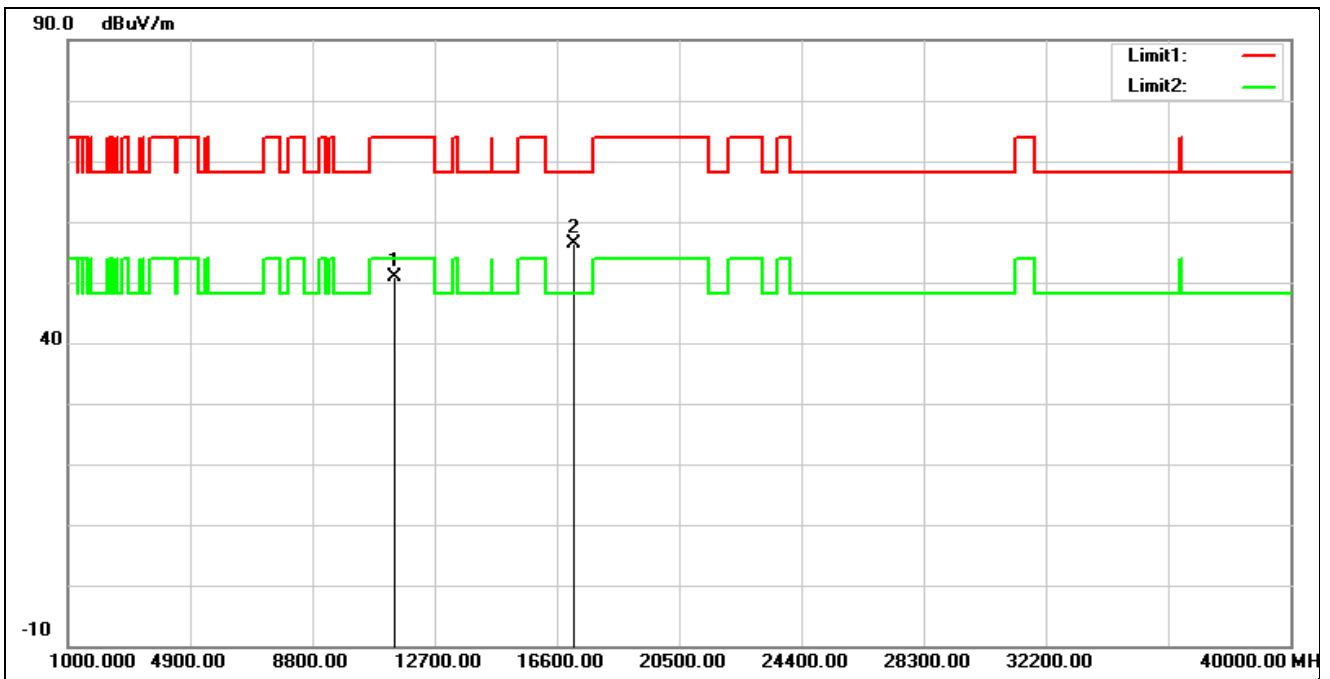
No.	Frequency (MHz)	Reading (dBuV)	Correction (dB/m)	Result (dBuV/m)	Limit (dBuV/m)	Margin (dB)	Remark
1	11340.000	36.12	14.84	50.96	74.00	-23.04	peak
2*	17010.000	34.73	20.09	54.82	68.20	-13.38	peak

Standard:	Part 15.407	Test Site:	966 Chamber
Polarization:	Vertical		
Test Mode:	802.11ax HE40 5670 MHz		
Remark:			



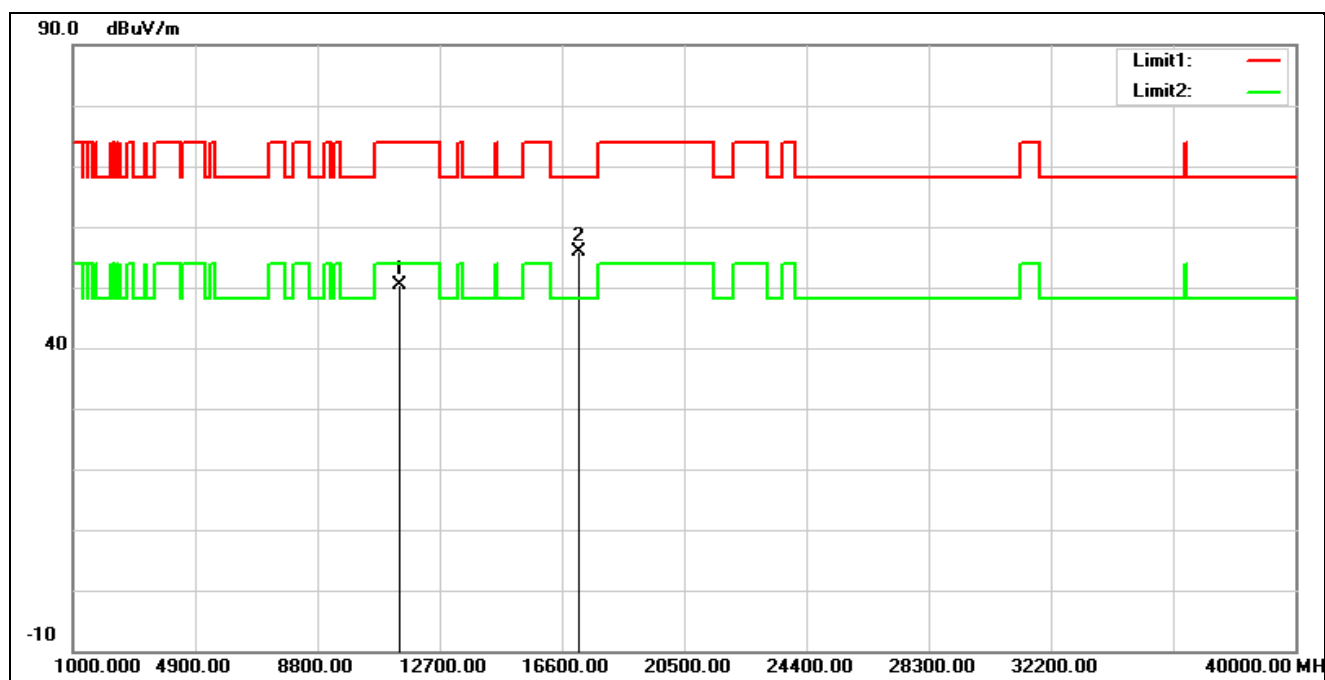
No.	Frequency (MHz)	Reading (dBuV)	Correction (dB/m)	Result (dBuV/m)	Limit (dBuV/m)	Margin (dB)	Remark
1	11340.000	34.31	14.84	49.15	74.00	-24.85	peak
2*	17010.000	35.67	20.09	55.76	68.20	-12.44	peak

Standard:	Part 15.407	Test Site:	966 Chamber
Polarization:	Horizontal		
Test Mode:	802.11ax HE40 5710 MHz		
Remark:			



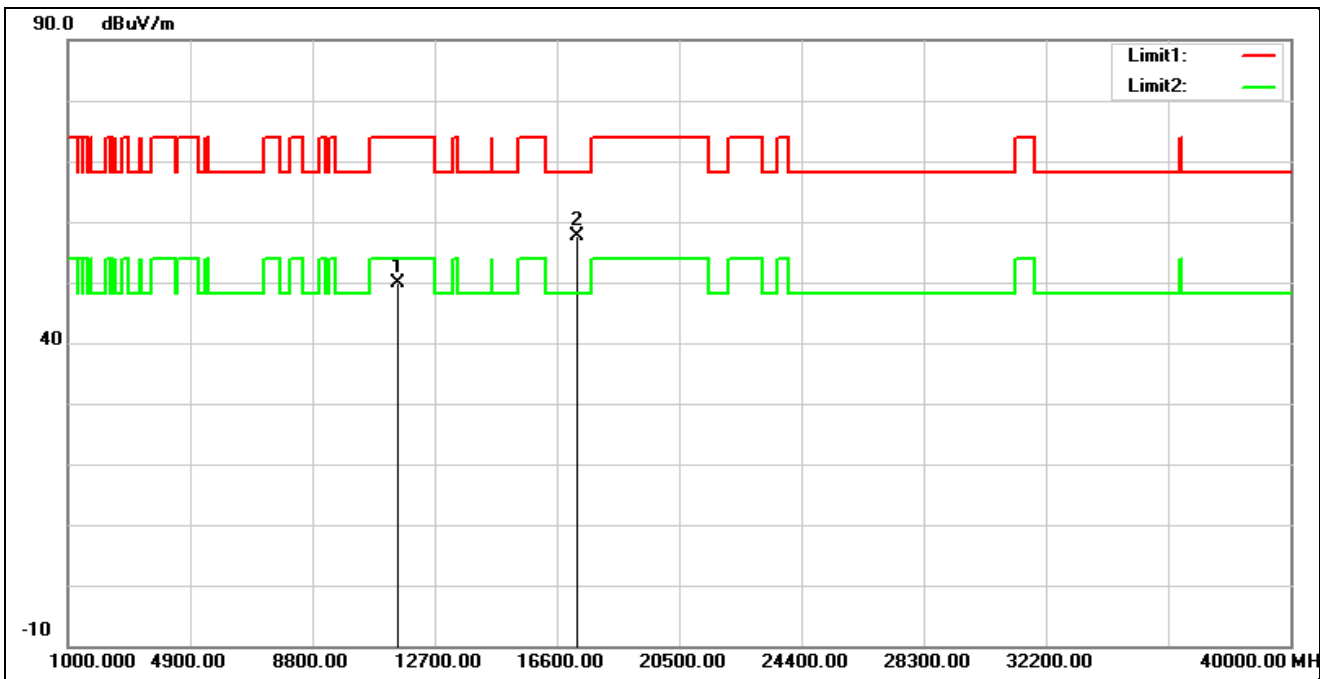
No.	Frequency (MHz)	Reading (dBuV)	Correction (dB/m)	Result (dBuV/m)	Limit (dBuV/m)	Margin (dB)	Remark
1	11420.000	35.71	15.15	50.86	74.00	-23.14	peak
2*	17130.000	35.53	20.95	56.48	68.20	-11.72	peak

Standard:	Part 15.407	Test Site:	966 Chamber
Polarization:	Vertical		
Test Mode:	802.11ax HE40 5710 MHz		
Remark:			



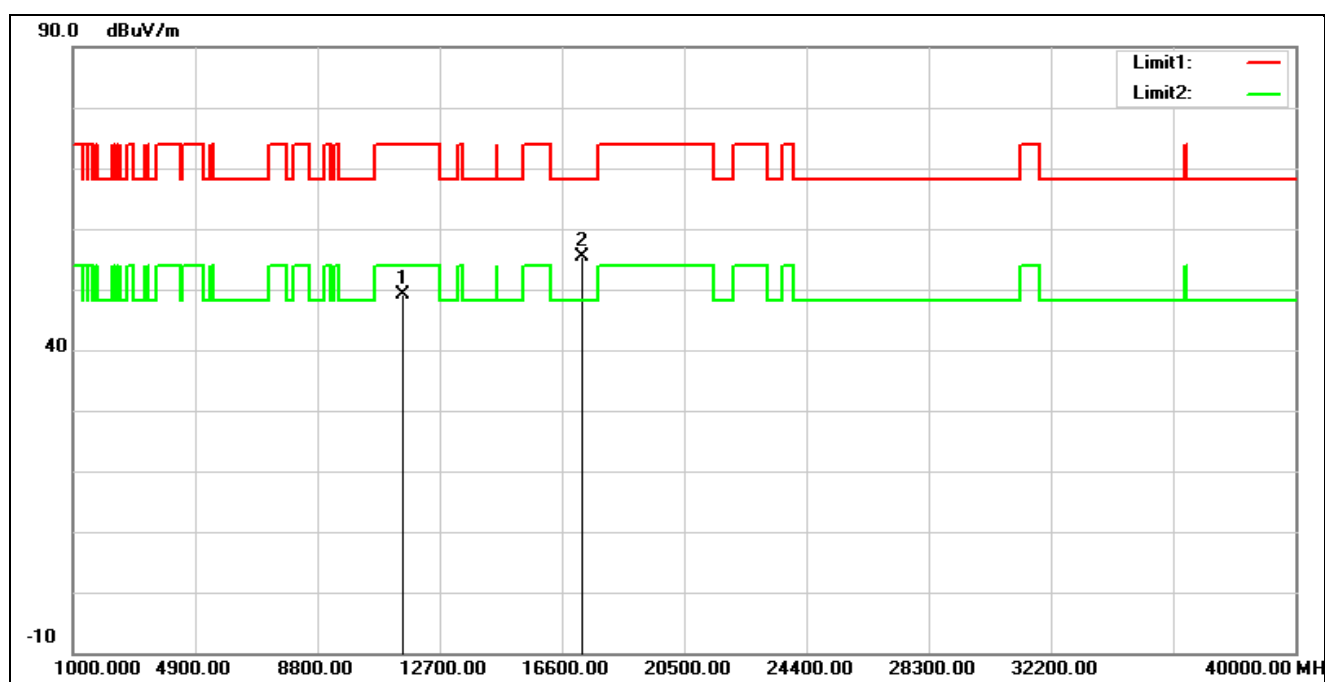
No.	Frequency (MHz)	Reading (dBuV)	Correction (dB/m)	Result (dBuV/m)	Limit (dBuV/m)	Margin (dB)	Remark
1	11420.000	35.13	15.15	50.28	74.00	-23.72	peak
2*	17130.000	34.89	20.95	55.84	68.20	-12.36	peak

Standard:	Part 15.407	Test Site:	966 Chamber
Polarization:	Horizontal		
Test Mode:	802.11ax HE40 5755 MHz		
Remark:			



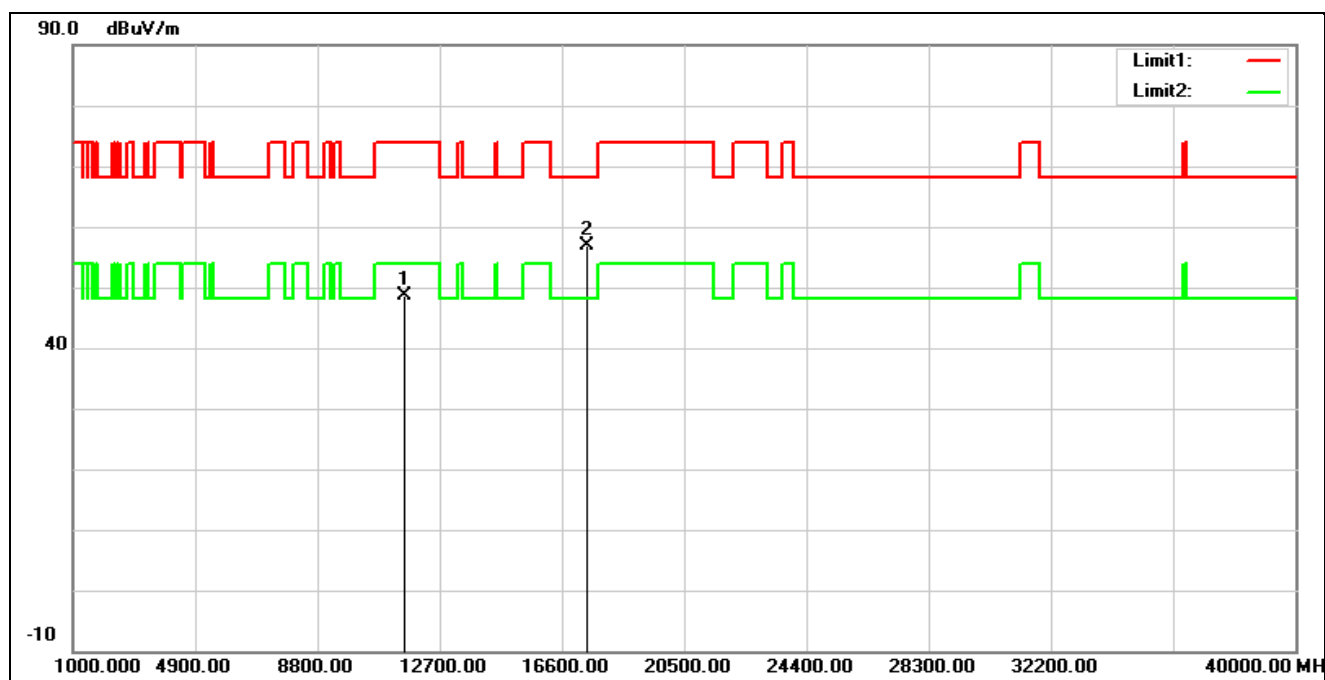
No.	Frequency (MHz)	Reading (dBuV)	Correction (dB/m)	Result (dBuV/m)	Limit (dBuV/m)	Margin (dB)	Remark
1	11510.000	34.35	15.42	49.77	74.00	-24.23	peak
2*	17265.000	35.26	22.32	57.58	68.20	-10.62	peak

Standard:	Part 15.407	Test Site:	966 Chamber
Polarization:	Vertical		
Test Mode:	802.11ax HE40 5755 MHz		
Remark:			



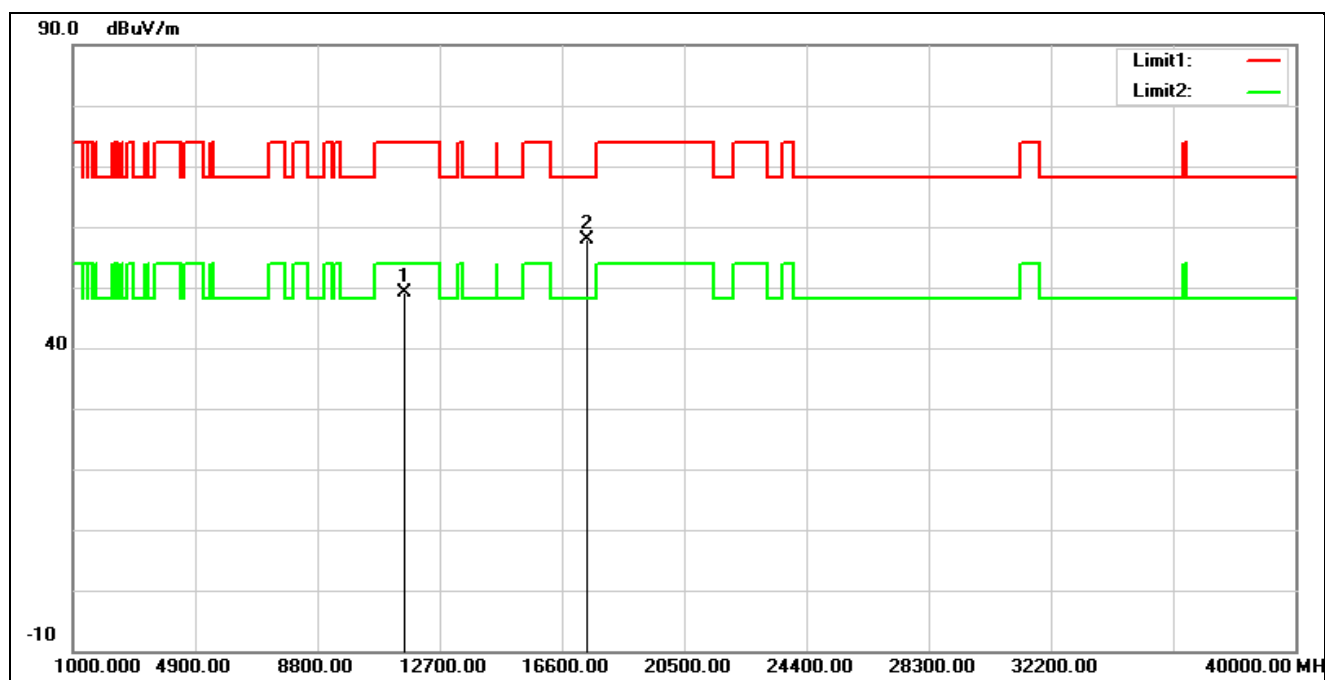
No.	Frequency (MHz)	Reading (dBuV)	Correction (dB/m)	Result (dBuV/m)	Limit (dBuV/m)	Margin (dB)	Remark
1	11510.000	33.71	15.42	49.13	74.00	-24.87	peak
2*	17265.000	33.16	22.32	55.48	68.20	-12.72	peak

Standard:	Part 15.407	Test Site:	966 Chamber
Polarization:	Horizontal		
Test Mode:	802.11ax HE40 5795 MHz		
Remark:			



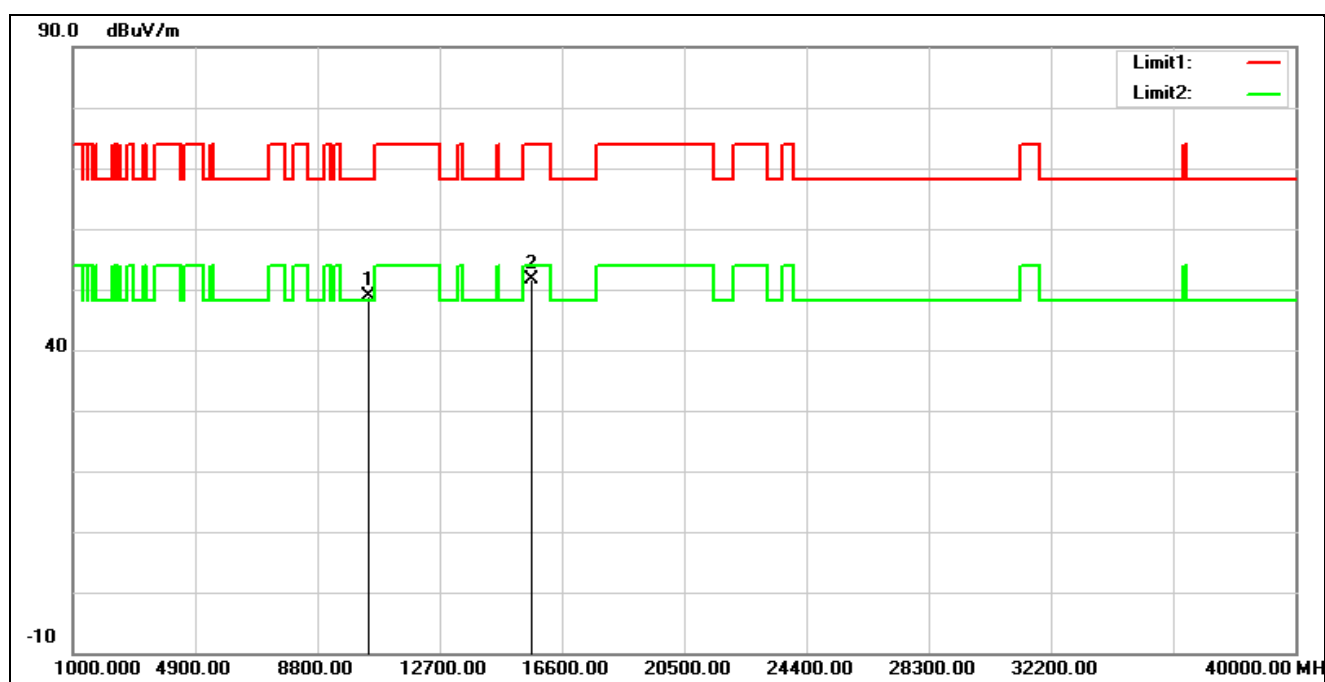
No.	Frequency (MHz)	Reading (dBuV)	Correction (dB/m)	Result (dBuV/m)	Limit (dBuV/m)	Margin (dB)	Remark
1	11590.000	33.55	15.14	48.69	74.00	-25.31	peak
2*	17385.000	33.79	23.11	56.90	68.20	-11.30	peak

Standard:	Part 15.407	Test Site:	966 Chamber
Polarization:	Vertical		
Test Mode:	802.11ax HE40 5795 MHz		
Remark:			



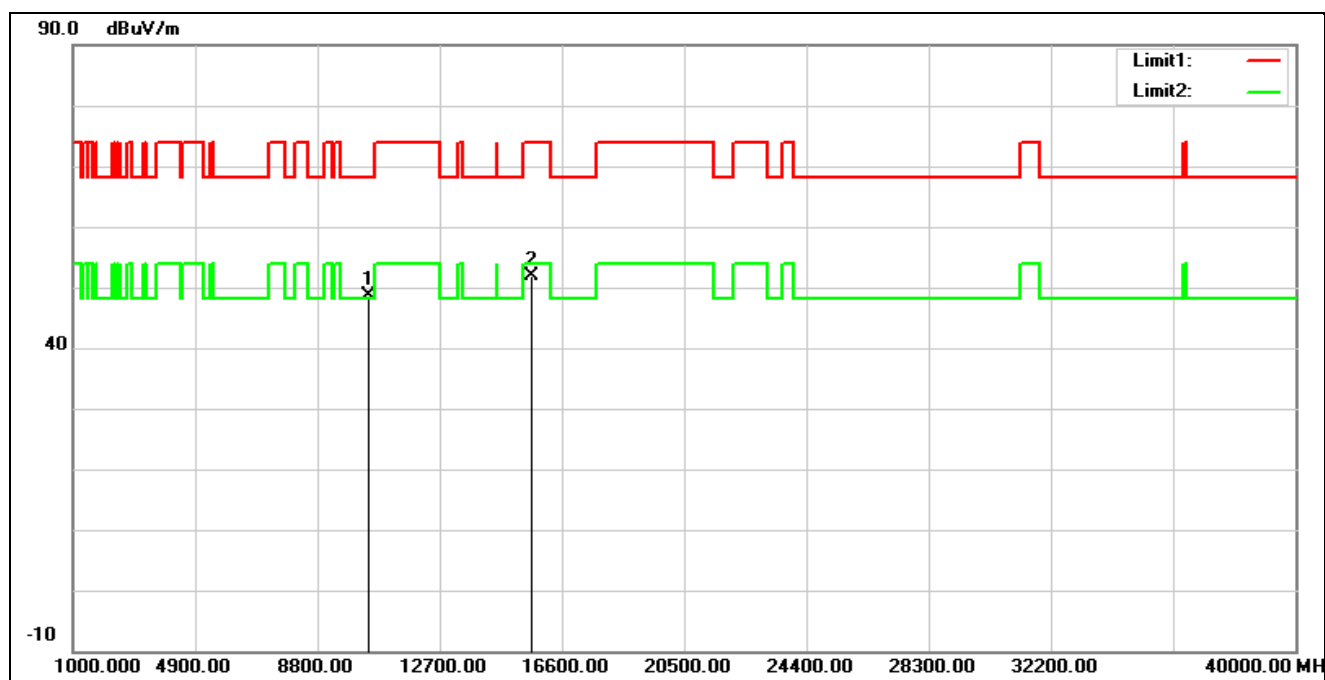
No.	Frequency (MHz)	Reading (dBuV)	Correction (dB/m)	Result (dBuV/m)	Limit (dBuV/m)	Margin (dB)	Remark
1	11590.000	33.96	15.14	49.10	74.00	-24.90	peak
2*	17385.000	34.78	23.11	57.89	68.20	-10.31	peak

Standard:	Part 15.407	Test Site:	966 Chamber
Polarization:	Horizontal		
Test Mode:	802.11ax HE80 5210 MHz		
Remark:			



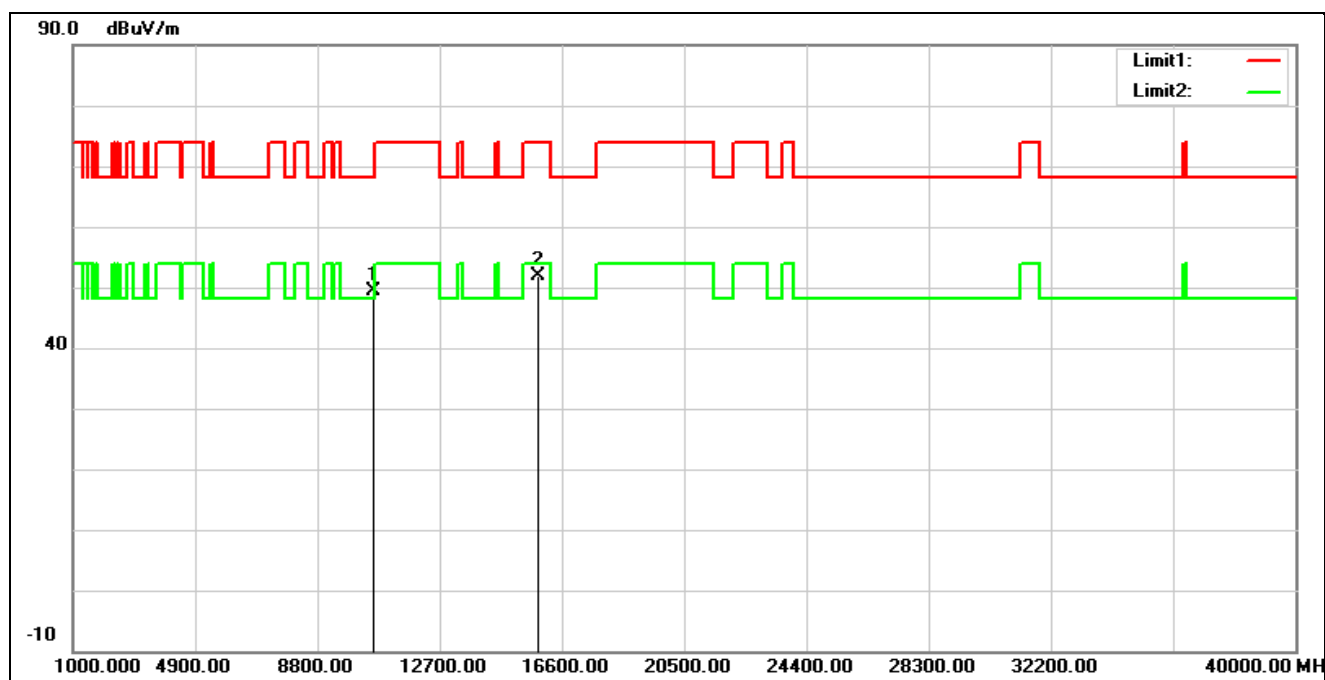
No.	Frequency (MHz)	Reading (dBuV)	Correction (dB/m)	Result (dBuV/m)	Limit (dBuV/m)	Margin (dB)	Remark
1*	10420.000	34.60	14.20	48.80	68.20	-19.40	peak
2	15630.000	34.46	17.14	51.60	74.00	-22.40	peak

Standard:	Part 15.407	Test Site:	966 Chamber
Polarization:	Vertical		
Test Mode:	802.11ax HE80 5210 MHz		
Remark:			



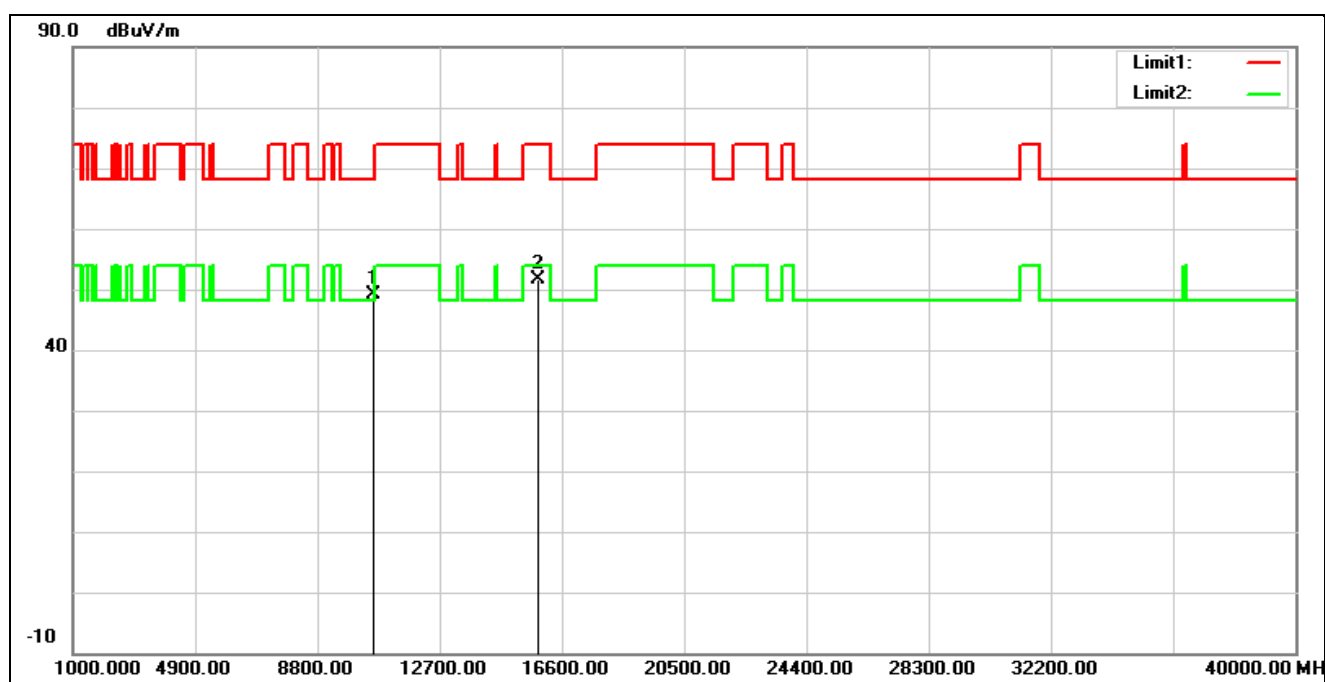
No.	Frequency (MHz)	Reading (dBuV)	Correction (dB/m)	Result (dBuV/m)	Limit (dBuV/m)	Margin (dB)	Remark
1*	10420.000	34.43	14.20	48.63	68.20	-19.57	peak
2	15630.000	34.72	17.14	51.86	74.00	-22.14	peak

Standard:	Part 15.407	Test Site:	966 Chamber
Polarization:	Horizontal		
Test Mode:	802.11ax HE80 5290 MHz		
Remark:			



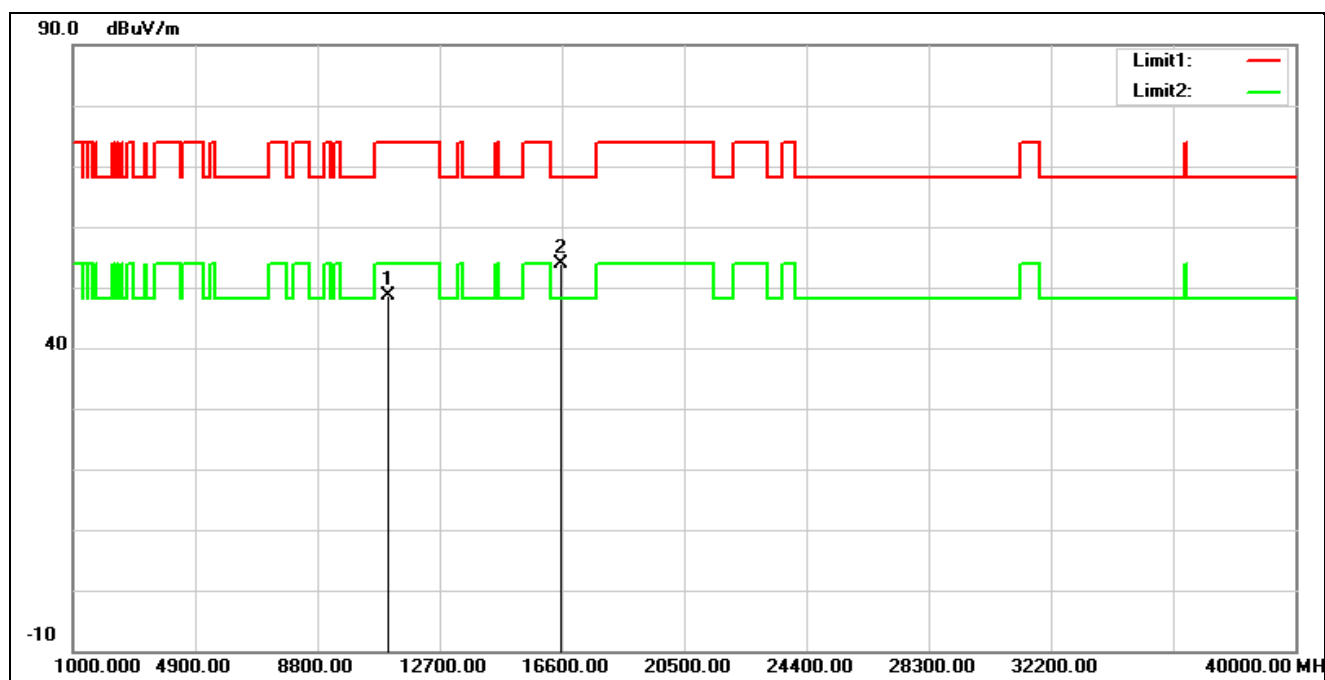
No.	Frequency (MHz)	Reading (dBuV)	Correction (dB/m)	Result (dBuV/m)	Limit (dBuV/m)	Margin (dB)	Remark
1*	10580.000	35.02	14.43	49.45	68.20	-18.75	peak
2	15870.000	35.06	16.81	51.87	74.00	-22.13	peak

Standard:	Part 15.407	Test Site:	966 Chamber
Polarization:	Vertical		
Test Mode:	802.11ax HE80 5290 MHz		
Remark:			



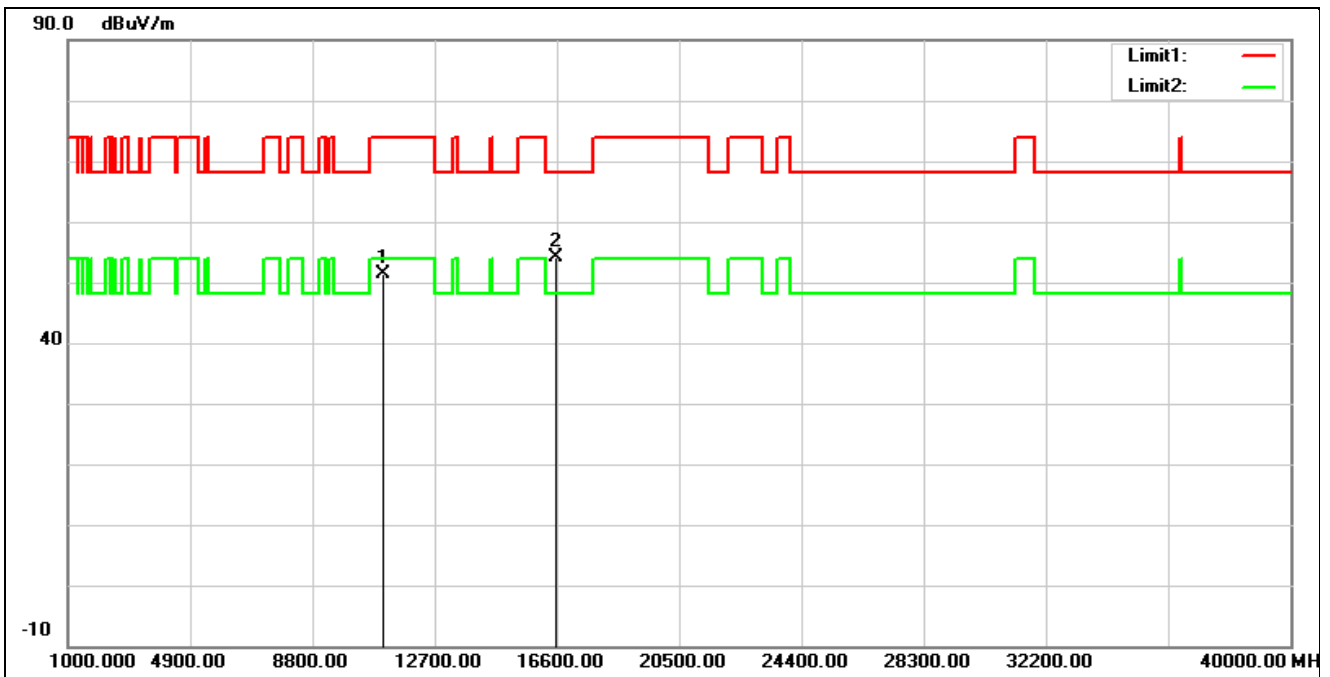
No.	Frequency (MHz)	Reading (dBuV)	Correction (dB/m)	Result (dBuV/m)	Limit (dBuV/m)	Margin (dB)	Remark
1*	10580.000	34.82	14.43	49.25	68.20	-18.95	peak
2	15870.000	34.70	16.81	51.51	74.00	-22.49	peak

Standard:	Part 15.407	Test Site:	966 Chamber
Polarization:	Horizontal		
Test Mode:	802.11ax HE80 5530 MHz		
Remark:			



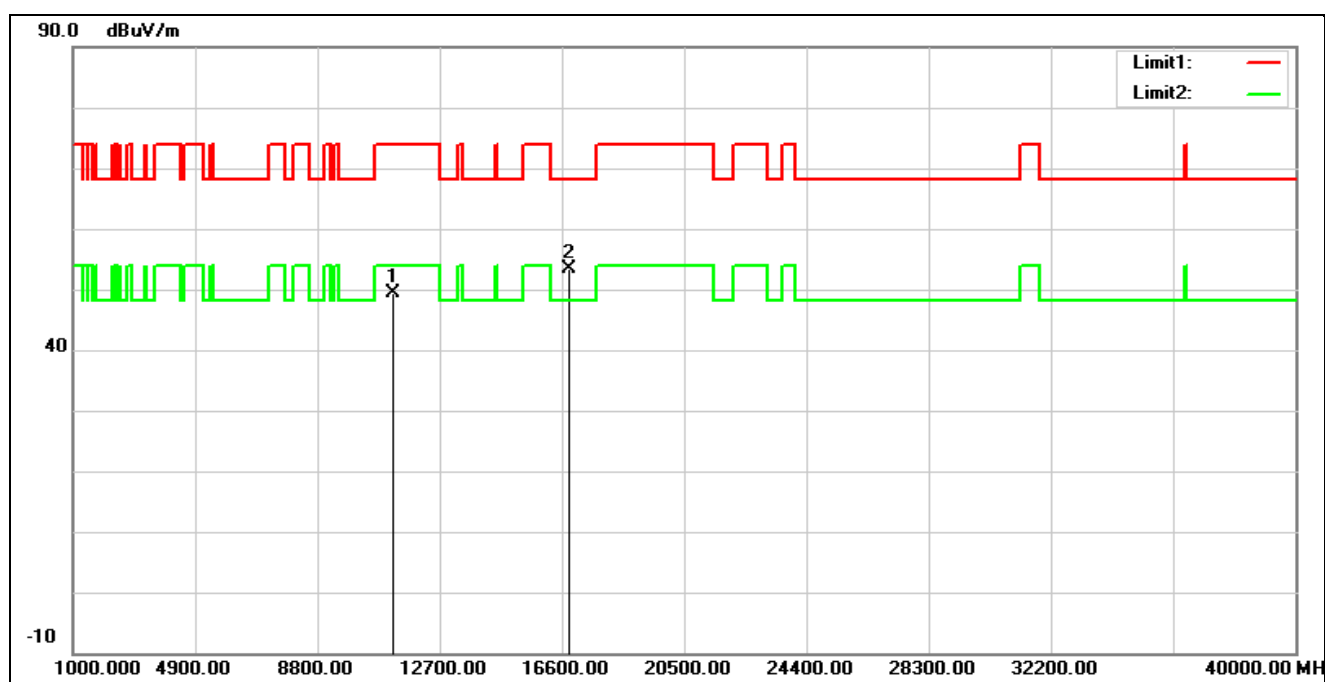
No.	Frequency (MHz)	Reading (dBuV)	Correction (dB/m)	Result (dBuV/m)	Limit (dBuV/m)	Margin (dB)	Remark
1	11060.000	33.89	14.78	48.67	74.00	-25.33	peak
2*	16590.000	35.69	18.23	53.92	68.20	-14.28	peak

Standard:	Part 15.407	Test Site:	966 Chamber
Polarization:	Vertical		
Test Mode:	802.11ax HE80 5530 MHz		
Remark:			



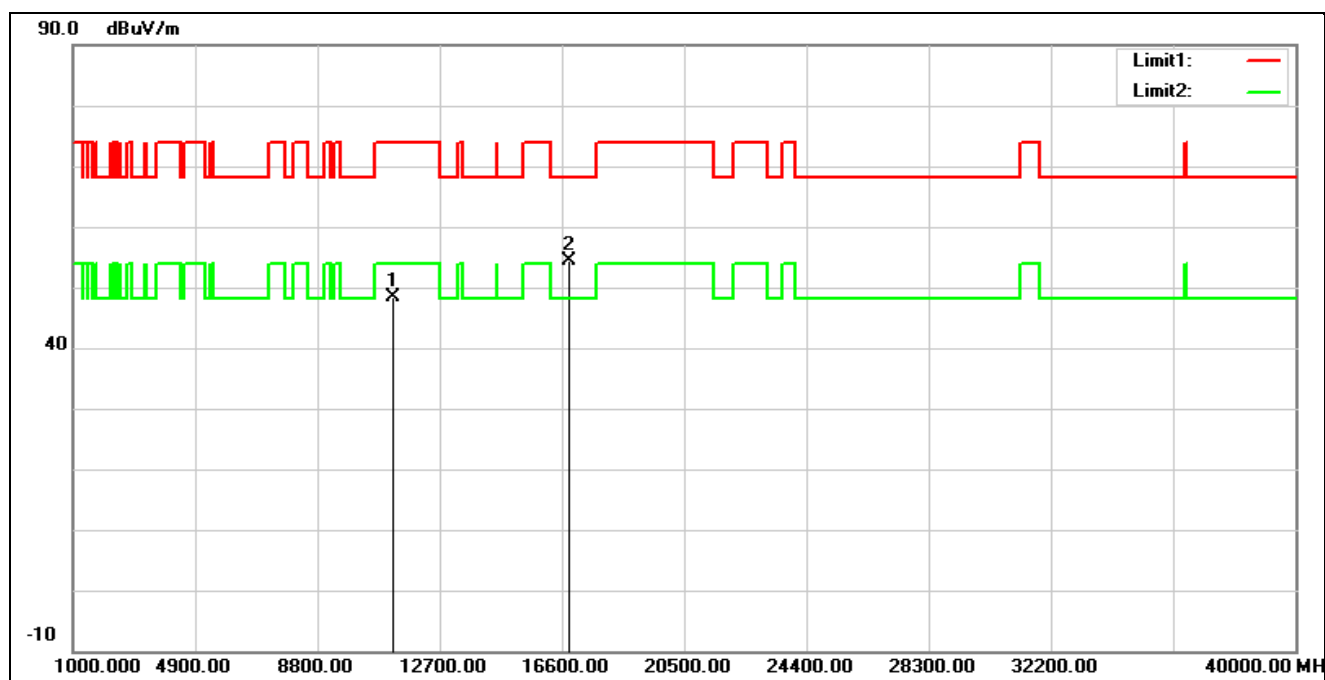
No.	Frequency (MHz)	Reading (dBuV)	Correction (dB/m)	Result (dBuV/m)	Limit (dBuV/m)	Margin (dB)	Remark
1	11060.000	36.58	14.78	51.36	74.00	-22.64	peak
2*	16590.000	35.86	18.23	54.09	68.20	-14.11	peak

Standard:	Part 15.407	Test Site:	966 Chamber
Polarization:	Horizontal		
Test Mode:	802.11ax HE80 5610 MHz		
Remark:			



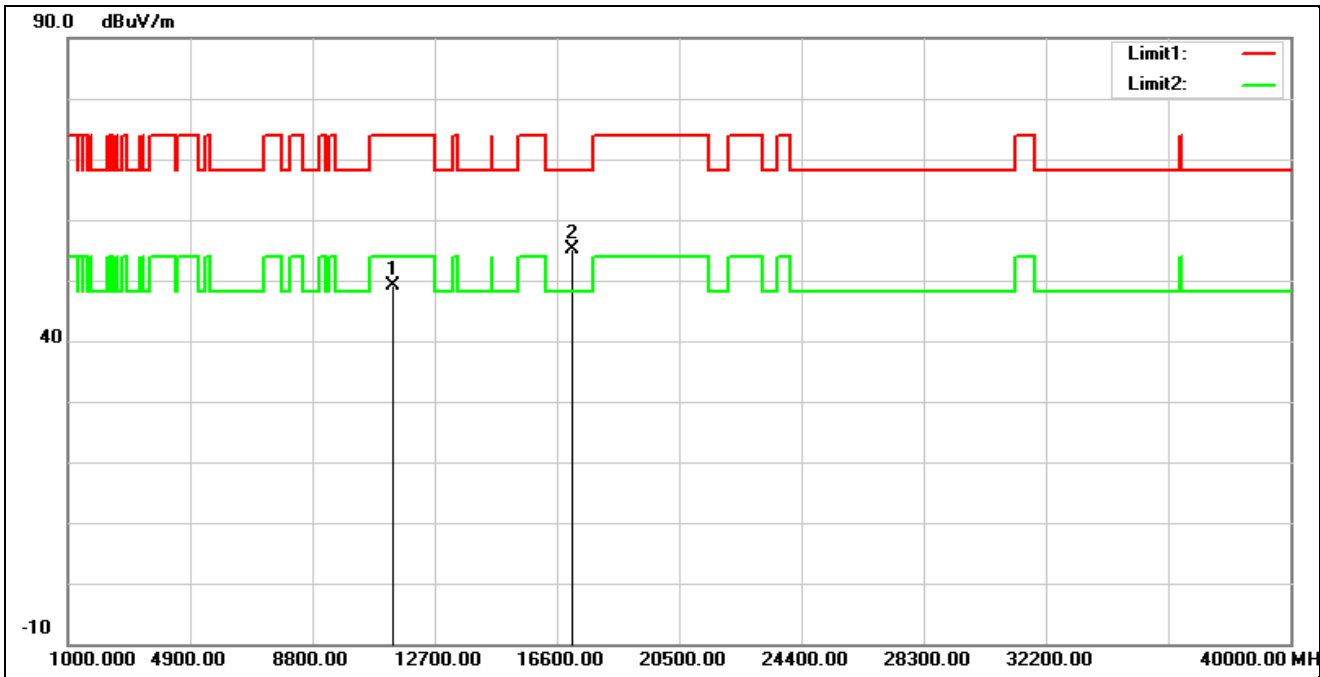
No.	Frequency (MHz)	Reading (dBuV)	Correction (dB/m)	Result (dBuV/m)	Limit (dBuV/m)	Margin (dB)	Remark
1	11220.000	34.64	14.70	49.34	74.00	-24.66	peak
2*	16830.000	34.06	19.36	53.42	68.20	-14.78	peak

Standard:	Part 15.407	Test Site:	966 Chamber
Polarization:	Vertical		
Test Mode:	802.11ax HE80 5610 MHz		
Remark:			



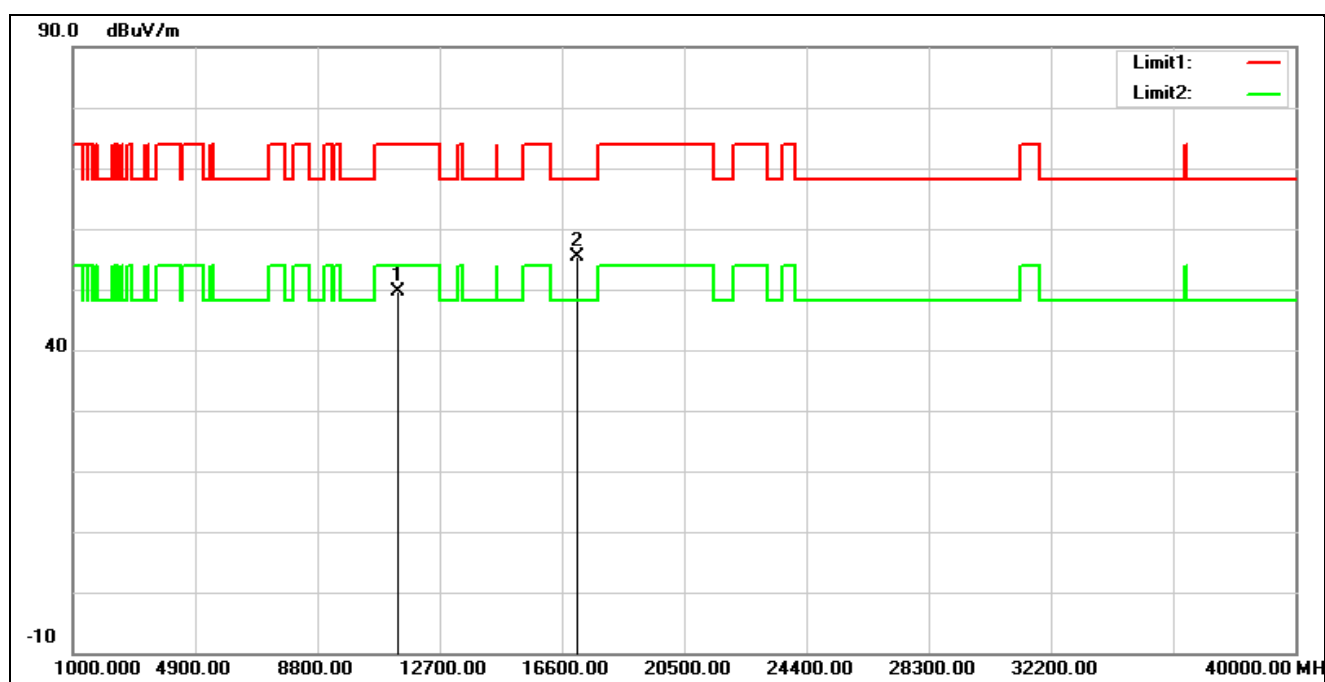
No.	Frequency (MHz)	Reading (dBuV)	Correction (dB/m)	Result (dBuV/m)	Limit (dBuV/m)	Margin (dB)	Remark
1	11220.000	33.70	14.70	48.40	74.00	-25.60	peak
2*	16830.000	35.04	19.36	54.40	68.20	-13.80	peak

Standard:	Part 15.407	Test Site:	966 Chamber
Polarization:	Horizontal		
Test Mode:	802.11ax HE80 5690 MHz		
Remark:			



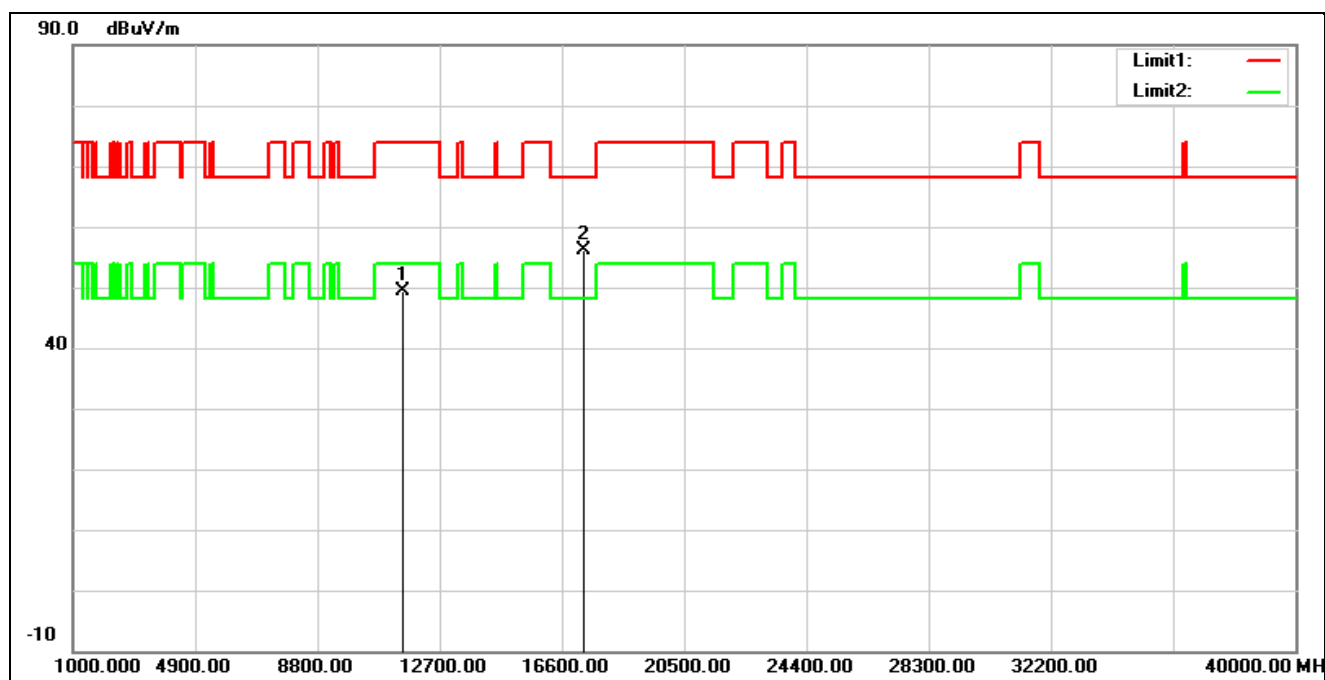
No.	Frequency (MHz)	Reading (dBuV)	Correction (dB/m)	Result (dBuV/m)	Limit (dBuV/m)	Margin (dB)	Remark
1	11380.000	34.02	15.00	49.02	74.00	-24.98	peak
2*	17070.000	34.57	20.46	55.03	68.20	-13.17	peak

Standard:	Part 15.407	Test Site:	966 Chamber
Polarization:	Vertical		
Test Mode:	802.11ax HE80 5690 MHz		
Remark:			



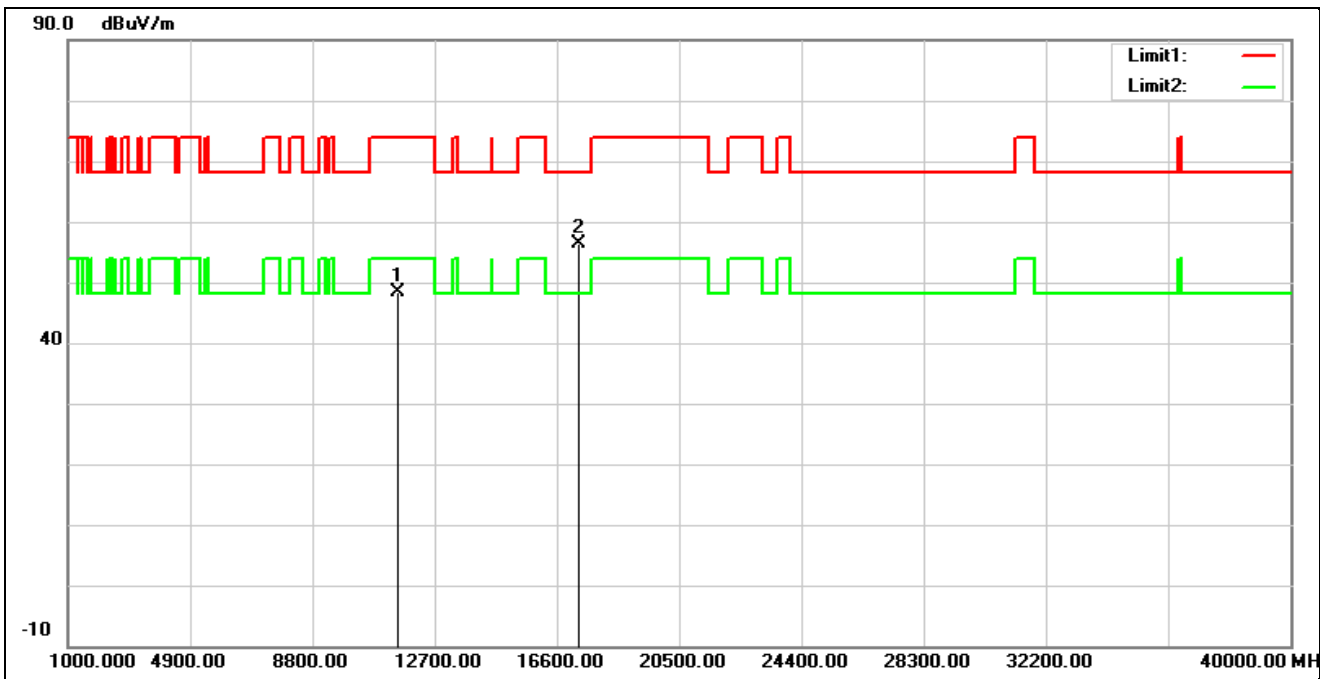
No.	Frequency (MHz)	Reading (dBuV)	Correction (dB/m)	Result (dBuV/m)	Limit (dBuV/m)	Margin (dB)	Remark
1	11380.000	34.52	15.00	49.52	74.00	-24.48	peak
2*	17070.000	35.02	20.46	55.48	68.20	-12.72	peak

Standard:	Part 15.407	Test Site:	966 Chamber
Polarization:	Horizontal		
Test Mode:	802.11ax HE80 5775 MHz		
Remark:			



No.	Frequency (MHz)	Reading (dBuV)	Correction (dB/m)	Result (dBuV/m)	Limit (dBuV/m)	Margin (dB)	Remark
1	11550.000	34.02	15.28	49.30	74.00	-24.70	peak
2*	17325.000	33.35	22.79	56.14	68.20	-12.06	peak

Standard:	Part 15.407	Test Site:	966 Chamber
Polarization:	Vertical		
Test Mode:	802.11ax HE80 5775 MHz		
Remark:			

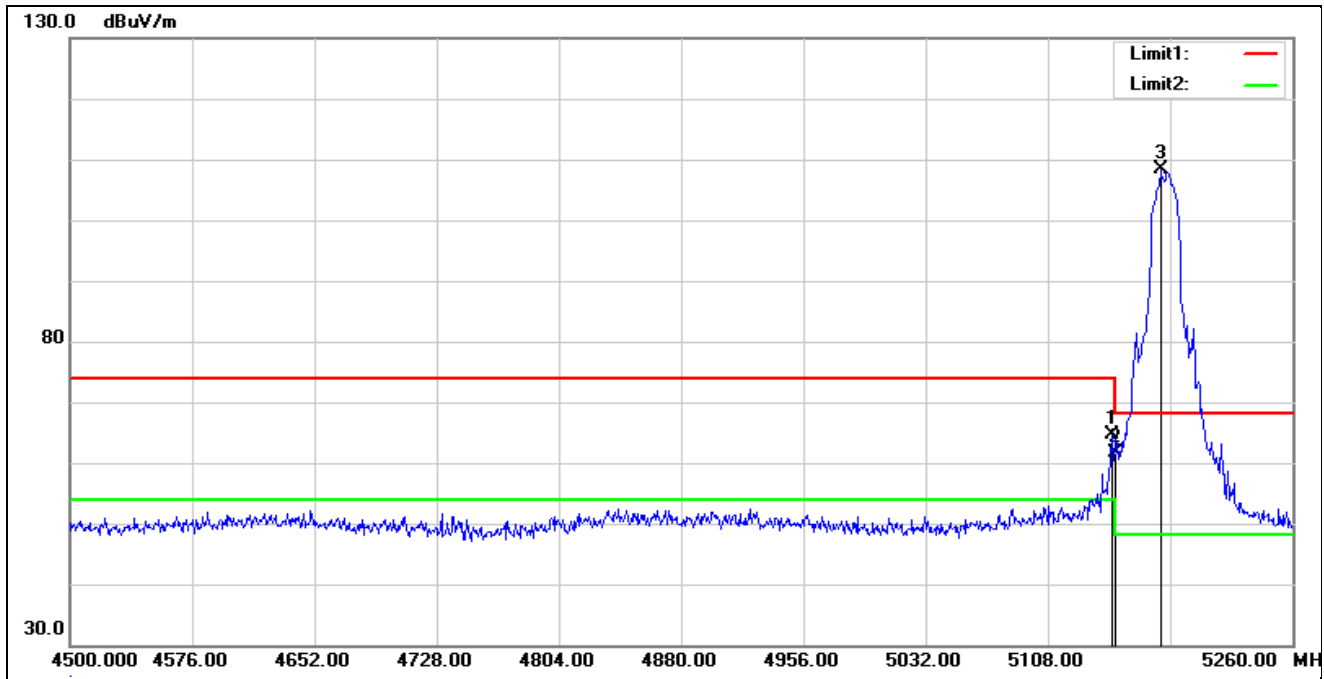


No.	Frequency (MHz)	Reading (dBuV)	Correction (dB/m)	Result (dBuV/m)	Limit (dBuV/m)	Margin (dB)	Remark
1	11550.000	33.11	15.28	48.39	74.00	-25.61	peak
2*	17325.000	33.66	22.79	56.45	68.20	-11.75	peak

Band Edge

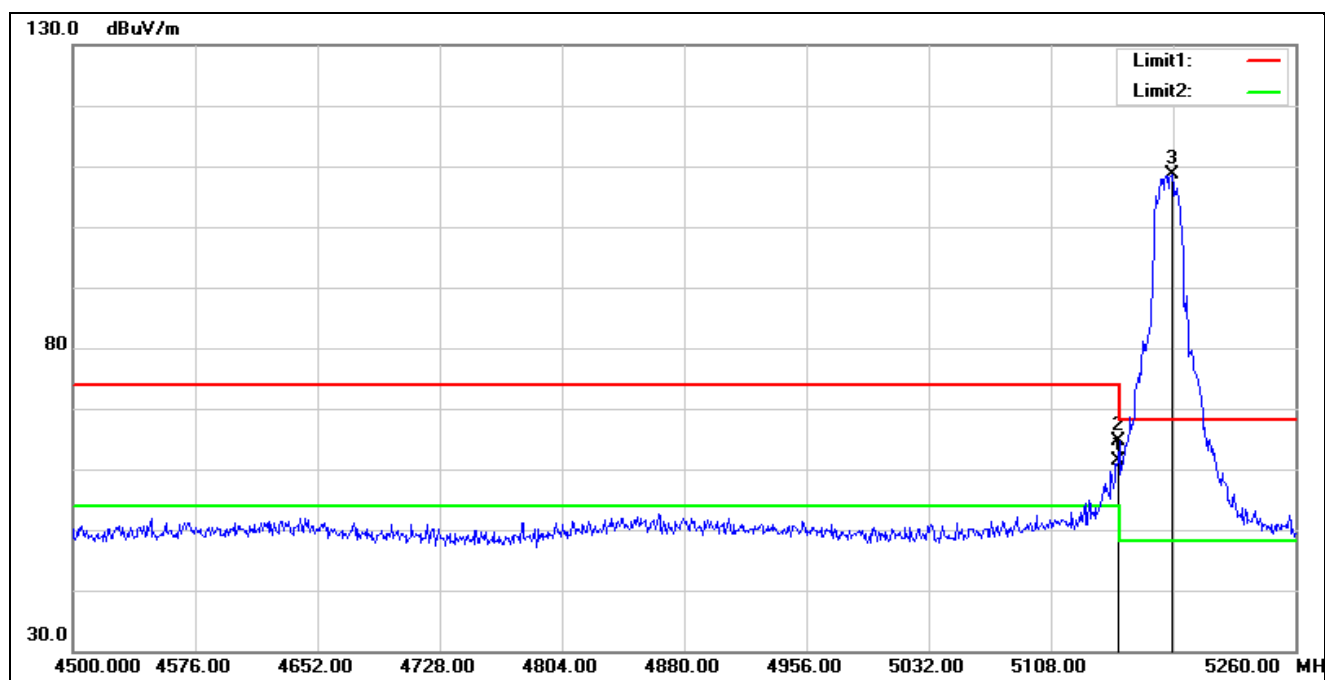
1X1 - Peak

Standard:	Part 15.407	Test Site:	966 Chamber
Polarization:	Horizontal		
Test Mode:	802.11a 5180 MHz		
Remark:			



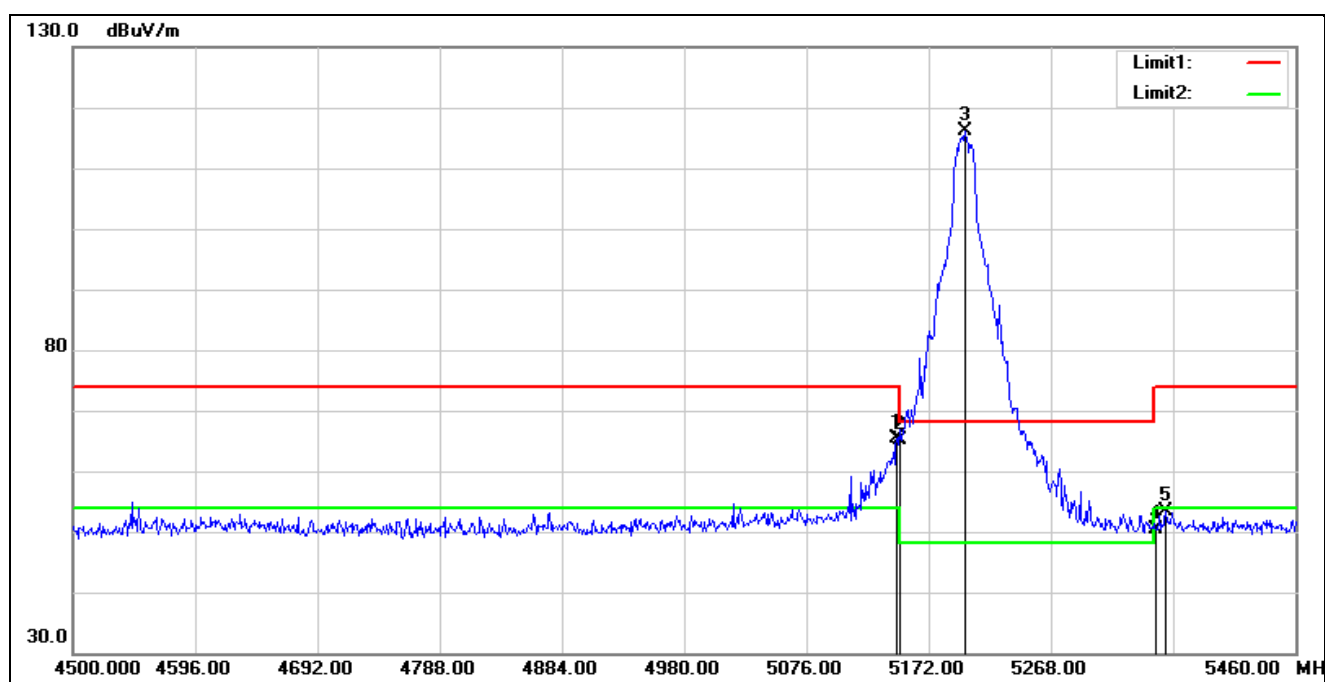
No.	Frequency (MHz)	Reading (dBuV)	Correction (dB/m)	Result (dBuV/m)	Limit (dBuV/m)	Margin (dB)	Remark
1	5147.520	63.18	1.42	64.60	74.00	-9.40	peak
2	5150.000	60.26	1.42	61.68	74.00	-12.32	peak
3*	5177.920	106.96	1.35	108.31	68.20	40.11	peak

Standard:	Part 15.407	Test Site:	966 Chamber
Polarization:	Vertical		
Test Mode:	802.11a 5180 MHz		
Remark:			



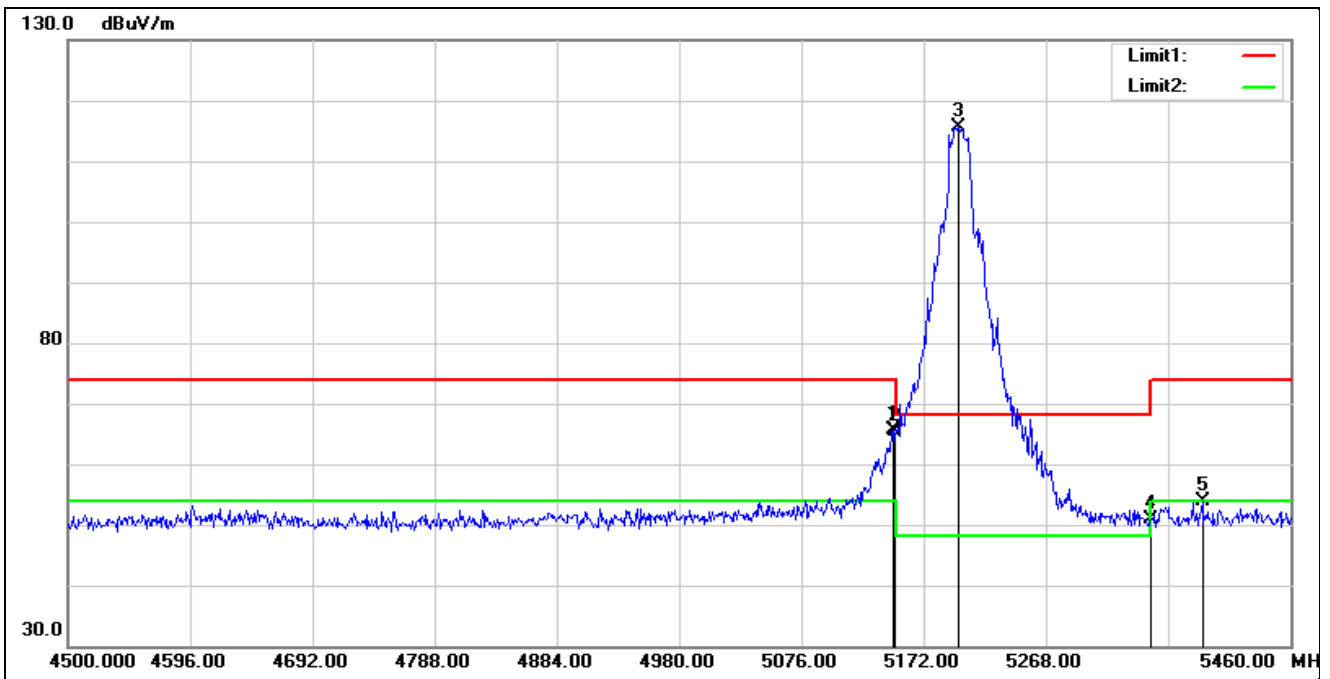
No.	Frequency (MHz)	Reading (dBuV)	Correction (dB/m)	Result (dBuV/m)	Limit (dBuV/m)	Margin (dB)	Remark
1	5149.800	59.84	1.42	61.26	74.00	-12.74	peak
2	5150.000	63.10	1.42	64.52	74.00	-9.48	peak
3*	5183.240	107.34	1.33	108.67	68.20	40.47	peak

Standard:	Part 15.407	Test Site:	966 Chamber
Polarization:	Horizontal		
Test Mode:	802.11a 5200 MHz		
Remark:			



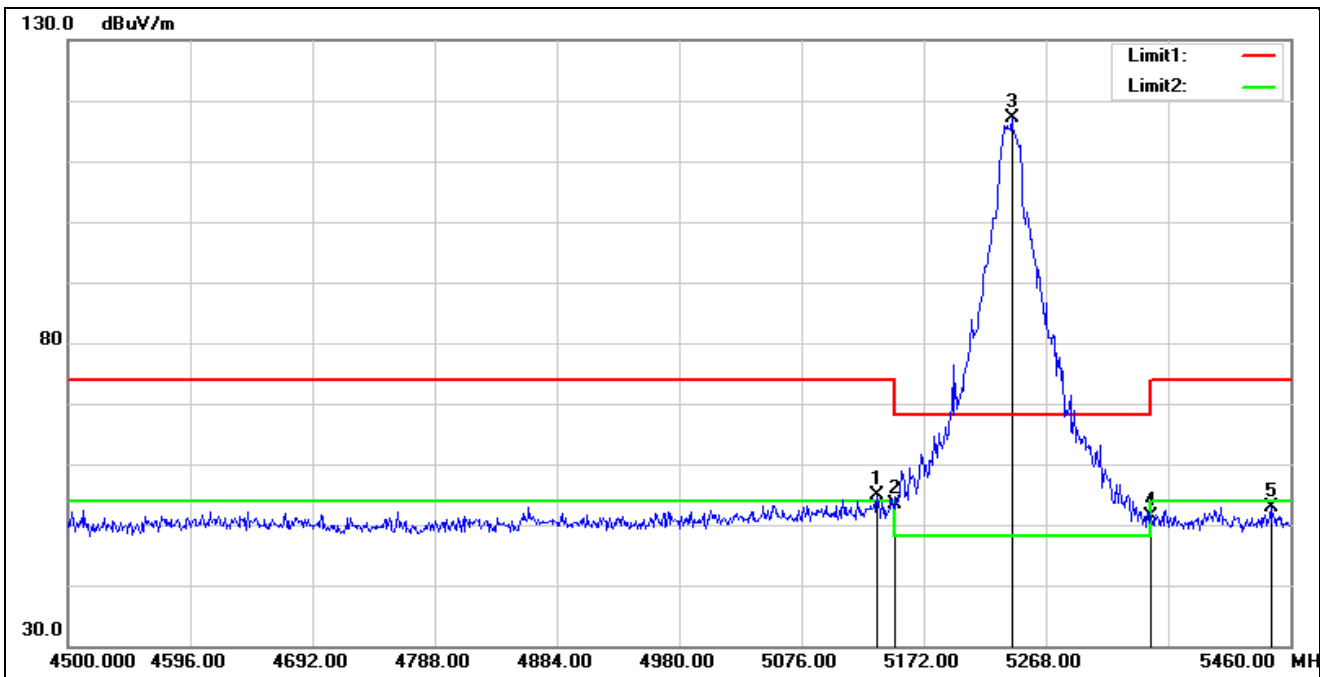
No.	Frequency (MHz)	Reading (dBuV)	Correction (dB/m)	Result (dBuV/m)	Limit (dBuV/m)	Margin (dB)	Remark
1	5147.040	63.98	1.42	65.40	74.00	-8.60	peak
2	5150.000	63.64	1.42	65.06	74.00	-8.94	peak
3*	5200.800	114.85	1.28	116.13	68.20	47.93	peak
4	5350.000	49.24	1.08	50.32	74.00	-23.68	peak
5	5358.240	52.11	1.16	53.27	74.00	-20.73	peak

Standard:	Part 15.407	Test Site:	966 Chamber
Polarization:	Vertical		
Test Mode:	802.11a 5200 MHz		
Remark:			



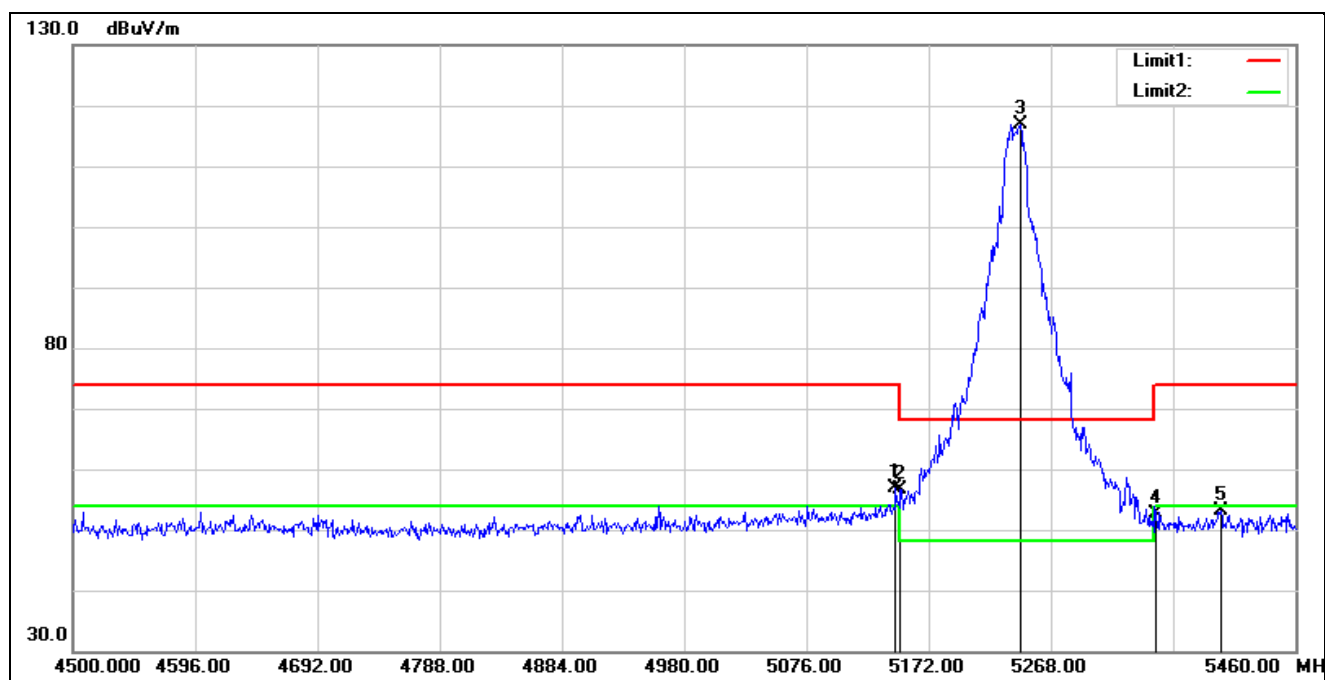
No.	Frequency (MHz)	Reading (dBuV)	Correction (dB/m)	Result (dBuV/m)	Limit (dBuV/m)	Margin (dB)	Remark
1	5148.000	64.23	1.42	65.65	74.00	-8.35	peak
2	5150.000	64.08	1.42	65.50	74.00	-8.50	peak
3*	5198.880	114.41	1.28	115.69	68.20	47.49	peak
4	5350.000	49.87	1.08	50.95	74.00	-23.05	peak
5	5390.880	52.51	1.46	53.97	74.00	-20.03	peak

Standard:	Part 15.407	Test Site:	966 Chamber
Polarization:	Horizontal		
Test Mode:	802.11a 5240 MHz		
Remark:			



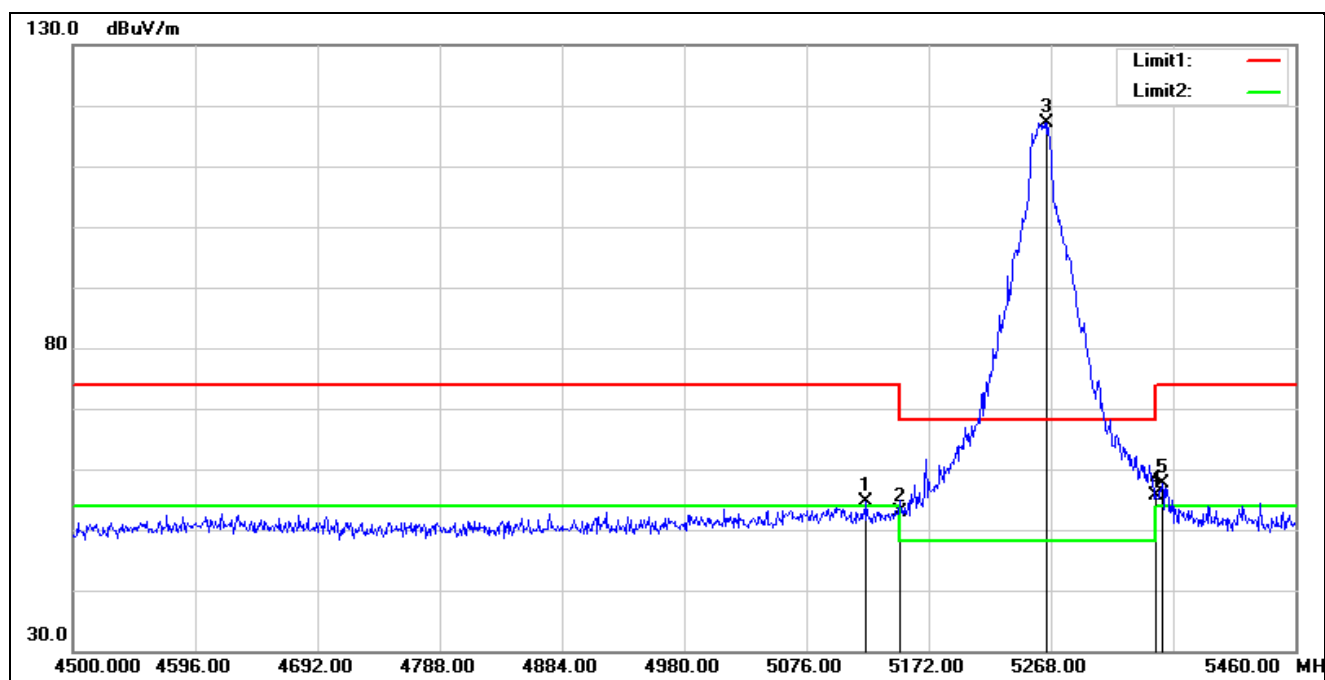
No.	Frequency (MHz)	Reading (dBuV)	Correction (dB/m)	Result (dBuV/m)	Limit (dBuV/m)	Margin (dB)	Remark
1	5135.520	53.39	1.40	54.79	74.00	-19.21	peak
2	5150.000	52.01	1.42	53.43	74.00	-20.57	peak
3*	5241.120	115.93	1.08	117.01	68.20	48.81	peak
4	5350.000	50.24	1.08	51.32	74.00	-22.68	peak
5	5444.640	51.13	1.70	52.83	74.00	-21.17	peak

Standard:	Part 15.407	Test Site:	966 Chamber
Polarization:	Vertical		
Test Mode:	802.11a 5240 MHz		
Remark:			



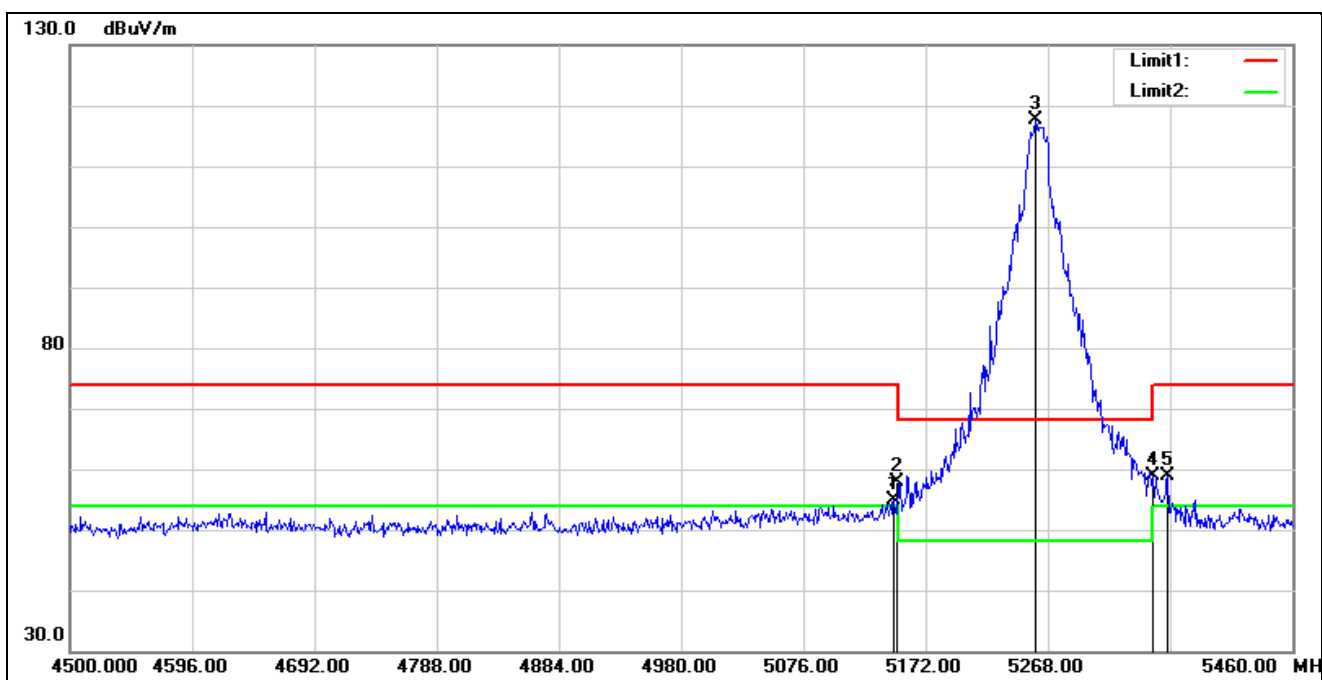
No.	Frequency (MHz)	Reading (dBuV)	Correction (dB/m)	Result (dBuV/m)	Limit (dBuV/m)	Margin (dB)	Remark
1	5146.080	55.37	1.42	56.79	74.00	-17.21	peak
2	5150.000	55.09	1.42	56.51	74.00	-17.49	peak
3*	5244.000	115.79	1.09	116.88	68.20	48.68	peak
4	5350.000	51.60	1.08	52.68	74.00	-21.32	peak
5	5401.440	51.61	1.55	53.16	74.00	-20.84	peak

Standard:	Part 15.407	Test Site:	966 Chamber
Polarization:	Horizontal		
Test Mode:	802.11a 5260 MHz		
Remark:			



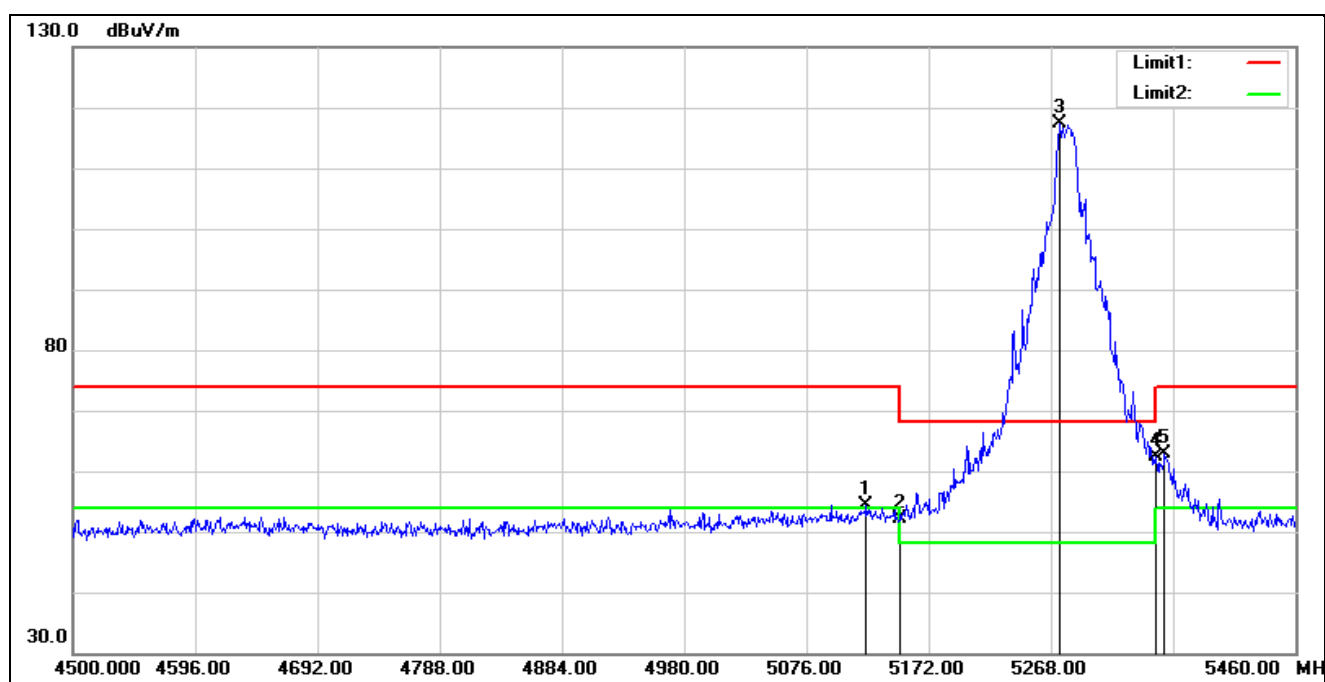
No.	Frequency (MHz)	Reading (dBuV)	Correction (dB/m)	Result (dBuV/m)	Limit (dBuV/m)	Margin (dB)	Remark
1	5123.040	53.29	1.38	54.67	74.00	-19.33	peak
2	5150.000	51.46	1.42	52.88	74.00	-21.12	peak
3*	5265.120	116.13	1.01	117.14	68.20	48.94	peak
4	5350.000	54.63	1.08	55.71	74.00	-18.29	peak
5	5355.360	56.60	1.13	57.73	74.00	-16.27	peak

Standard:	Part 15.407	Test Site:	966 Chamber
Polarization:	Vertical		
Test Mode:	802.11a 5260 MHz		
Remark:			



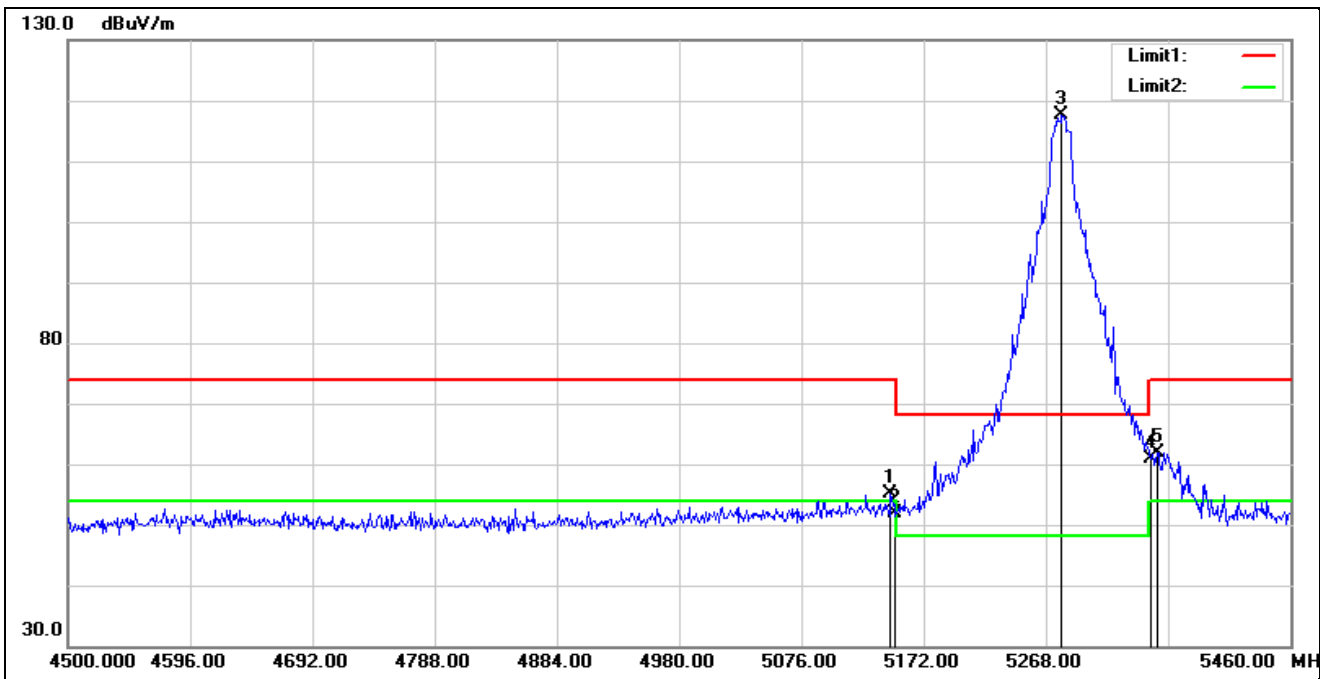
No.	Frequency (MHz)	Reading (dBuV)	Correction (dB/m)	Result (dBuV/m)	Limit (dBuV/m)	Margin (dB)	Remark
1	5147.040	53.58	1.42	55.00	74.00	-19.00	peak
2	5150.000	56.34	1.42	57.76	74.00	-16.24	peak
3*	5258.400	116.65	1.04	117.69	68.20	49.49	peak
4	5350.000	57.80	1.08	58.88	74.00	-15.12	peak
5	5362.080	57.79	1.20	58.99	74.00	-15.01	peak

Standard:	Part 15.407	Test Site:	966 Chamber
Polarization:	Horizontal		
Test Mode:	802.11a 5280 MHz		
Remark:			



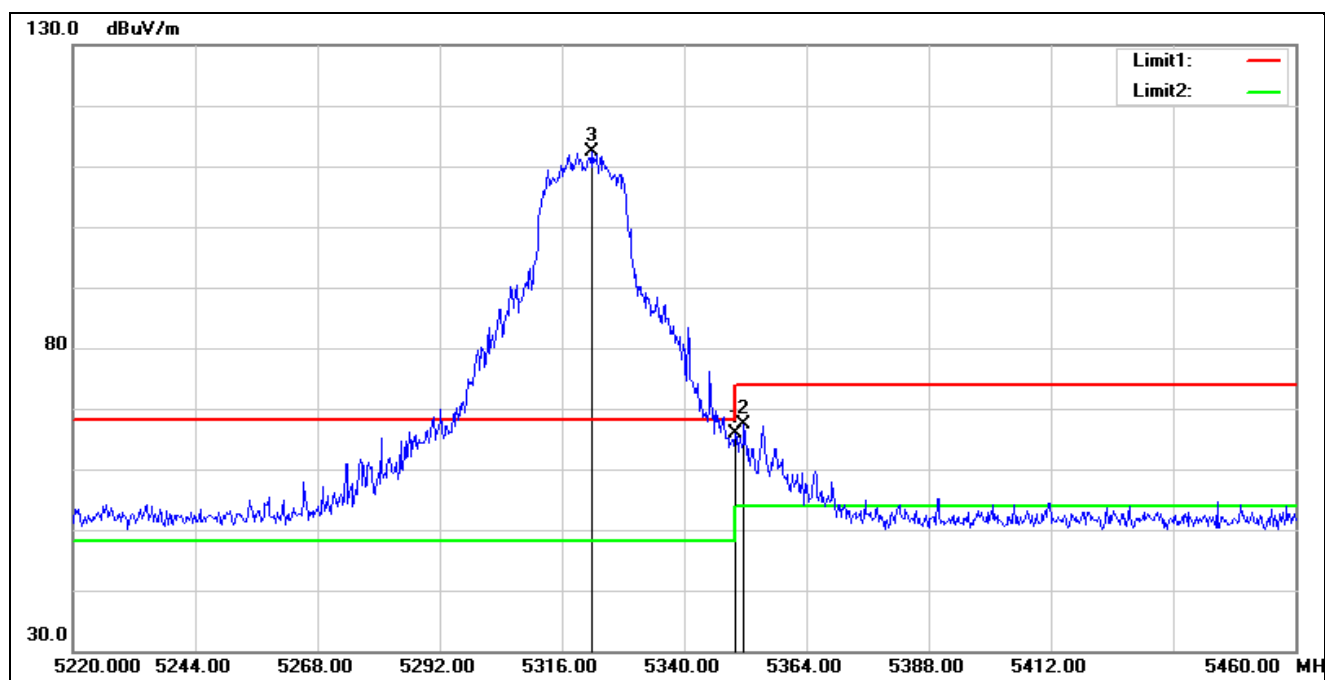
No.	Frequency (MHz)	Reading (dBuV)	Correction (dB/m)	Result (dBuV/m)	Limit (dBuV/m)	Margin (dB)	Remark
1	5123.040	53.09	1.38	54.47	74.00	-19.53	peak
2	5150.000	50.65	1.42	52.07	74.00	-21.93	peak
3*	5274.720	116.46	0.98	117.44	68.20	49.24	peak
4	5350.000	61.21	1.08	62.29	74.00	-11.71	peak
5	5357.280	61.80	1.15	62.95	74.00	-11.05	peak

Standard:	Part 15.407	Test Site:	966 Chamber
Polarization:	Vertical		
Test Mode:	802.11a 5280 MHz		
Remark:			



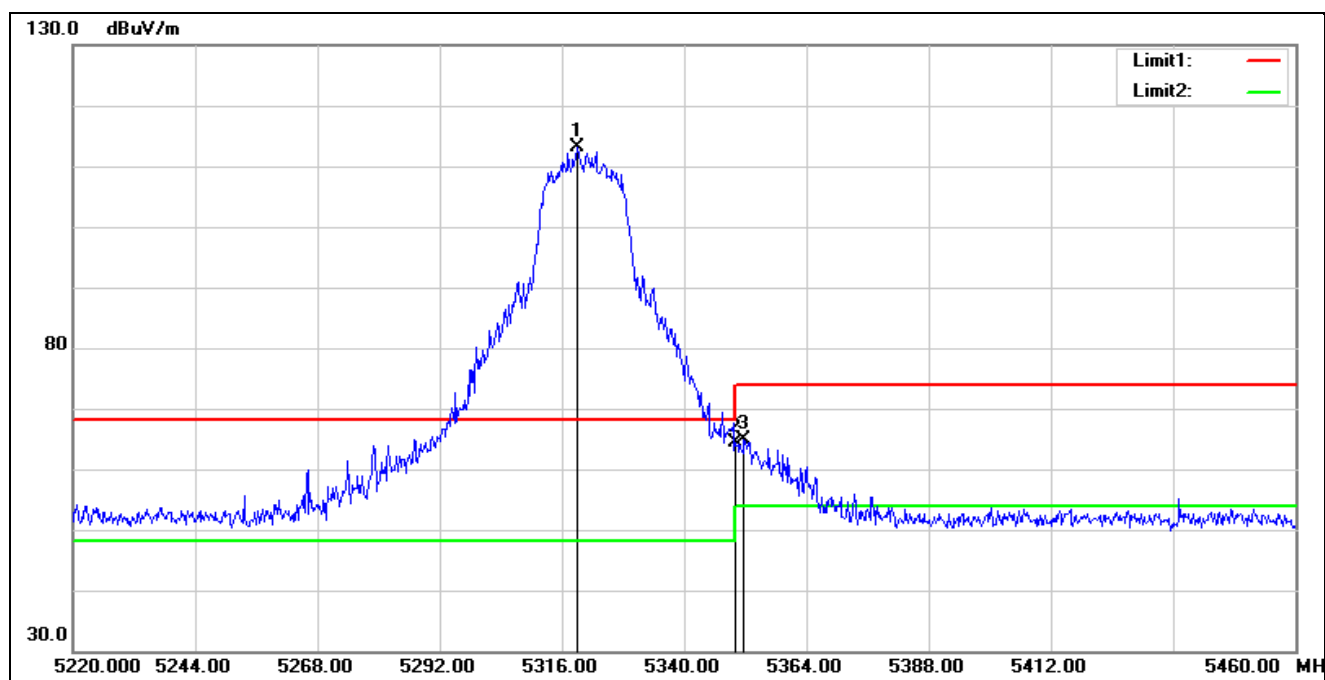
No.	Frequency (MHz)	Reading (dBuV)	Correction (dB/m)	Result (dBuV/m)	Limit (dBuV/m)	Margin (dB)	Remark
1	5146.080	53.67	1.42	55.09	74.00	-18.91	peak
2	5150.000	50.35	1.42	51.77	74.00	-22.23	peak
3*	5280.480	116.55	0.97	117.52	68.20	49.32	peak
4	5350.000	59.88	1.08	60.96	74.00	-13.04	peak
5	5355.360	60.78	1.13	61.91	74.00	-12.09	peak

Standard:	Part 15.407	Test Site:	966 Chamber
Polarization:	Horizontal		
Test Mode:	802.11a 5320 MHz		
Remark:			



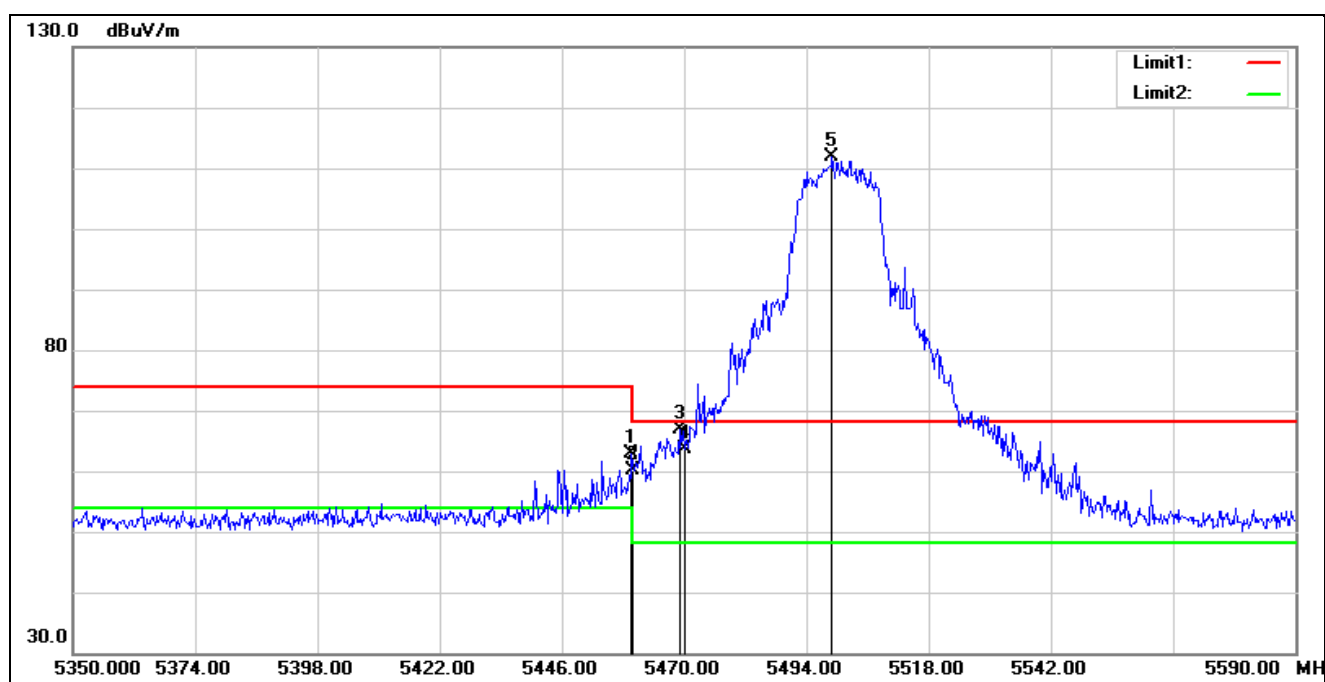
No.	Frequency (MHz)	Reading (dBuV)	Correction (dB/m)	Result (dBuV/m)	Limit (dBuV/m)	Margin (dB)	Remark
1	5350.000	64.69	1.08	65.77	74.00	-8.23	peak
2	5351.760	66.37	1.09	67.46	74.00	-6.54	peak
3*	5322.000	111.33	0.98	112.31	68.20	44.11	peak

Standard:	Part 15.407	Test Site:	966 Chamber
Polarization:	Vertical		
Test Mode:	802.11a 5320 MHz		
Remark:			



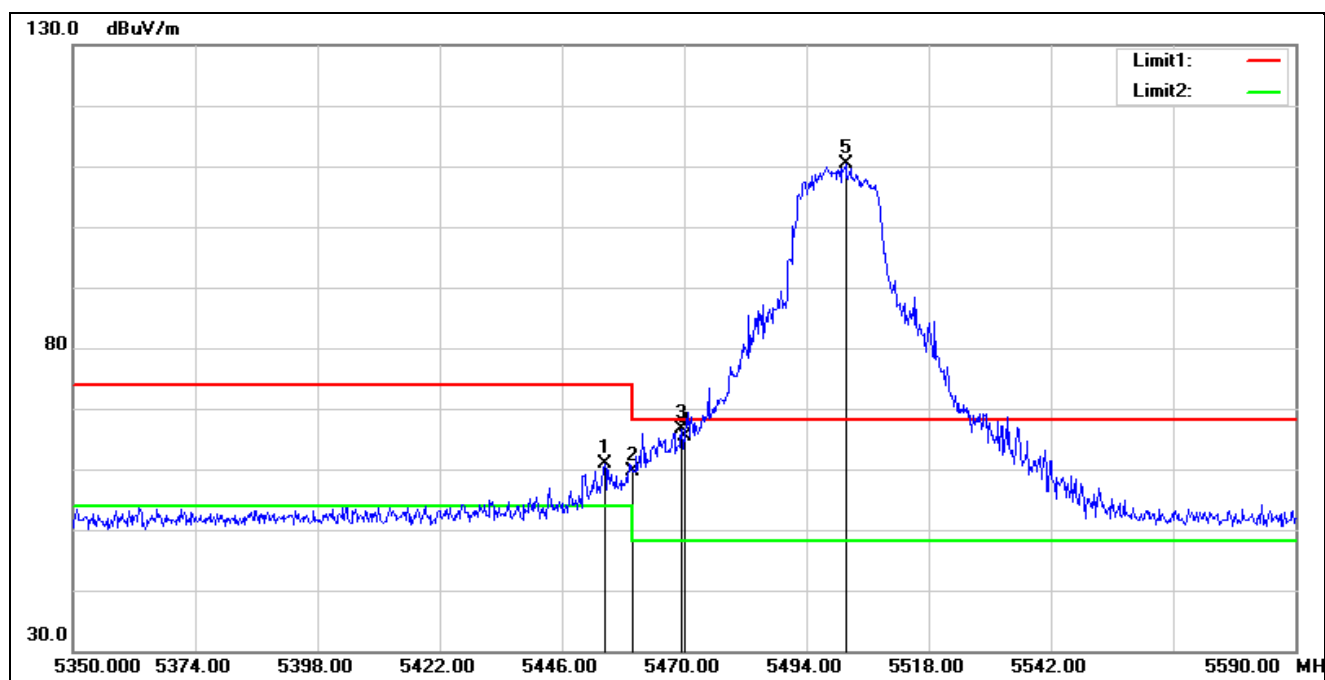
No.	Frequency (MHz)	Reading (dBuV)	Correction (dB/m)	Result (dBuV/m)	Limit (dBuV/m)	Margin (dB)	Remark
1*	5319.120	112.03	0.98	113.01	68.20	44.81	peak
2	5350.000	63.27	1.08	64.35	74.00	-9.65	peak
3	5351.760	63.68	1.09	64.77	74.00	-9.23	peak

Standard:	Part 15.407	Test Site:	966 Chamber
Polarization:	Horizontal		
Test Mode:	802.11a 5500 MHz		
Remark:			



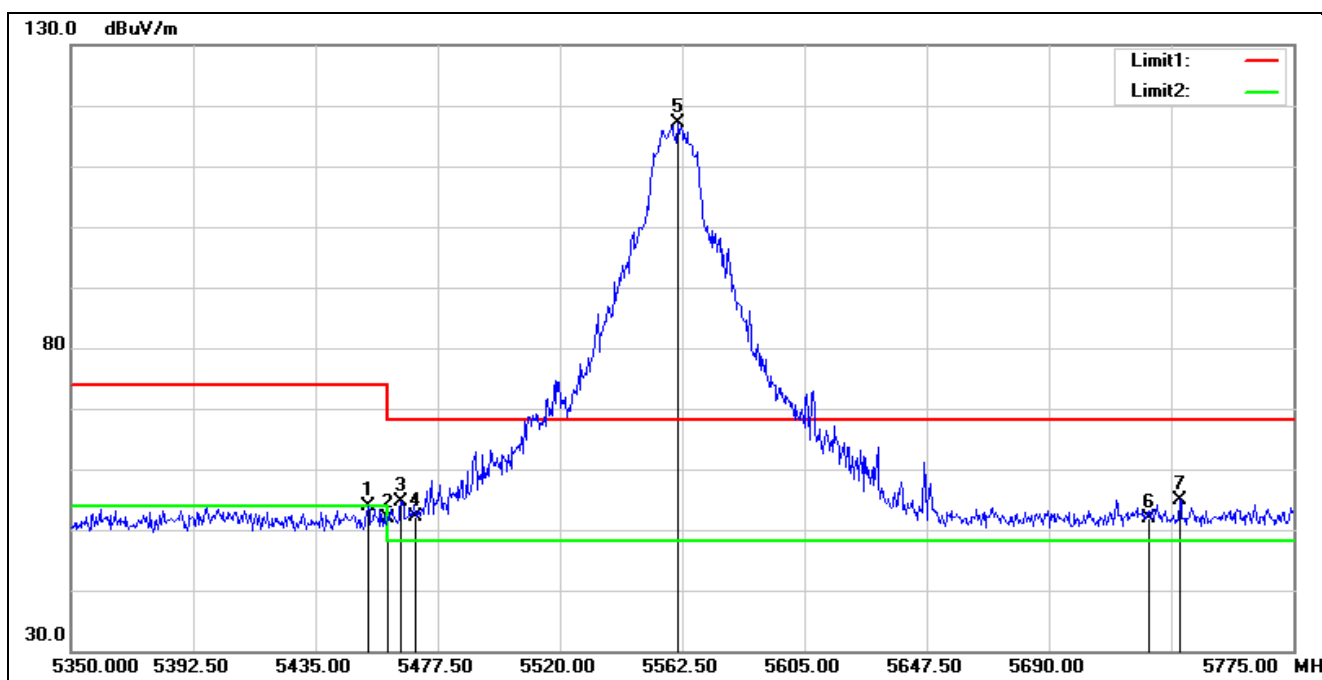
No.	Frequency (MHz)	Reading (dBuV)	Correction (dB/m)	Result (dBuV/m)	Limit (dBuV/m)	Margin (dB)	Remark
1	5459.680	61.08	1.73	62.81	74.00	-11.19	peak
2	5460.000	58.49	1.73	60.22	74.00	-13.78	peak
3	5469.040	65.06	1.74	66.80	68.20	-1.40	peak
4	5470.000	61.89	1.74	63.63	68.20	-4.57	peak
5*	5499.040	110.10	1.78	111.88	68.20	43.68	peak

Standard:	Part 15.407	Test Site:	966 Chamber
Polarization:	Vertical		
Test Mode:	802.11a 5500 MHz		
Remark:			



No.	Frequency (MHz)	Reading (dBuV)	Correction (dB/m)	Result (dBuV/m)	Limit (dBuV/m)	Margin (dB)	Remark
1	5454.400	59.15	1.72	60.87	74.00	-13.13	peak
2	5460.000	57.86	1.73	59.59	74.00	-14.41	peak
3	5469.520	64.89	1.74	66.63	68.20	-1.57	peak
4	5470.000	63.71	1.74	65.45	68.20	-2.75	peak
5*	5501.680	108.54	1.79	110.33	68.20	42.13	peak

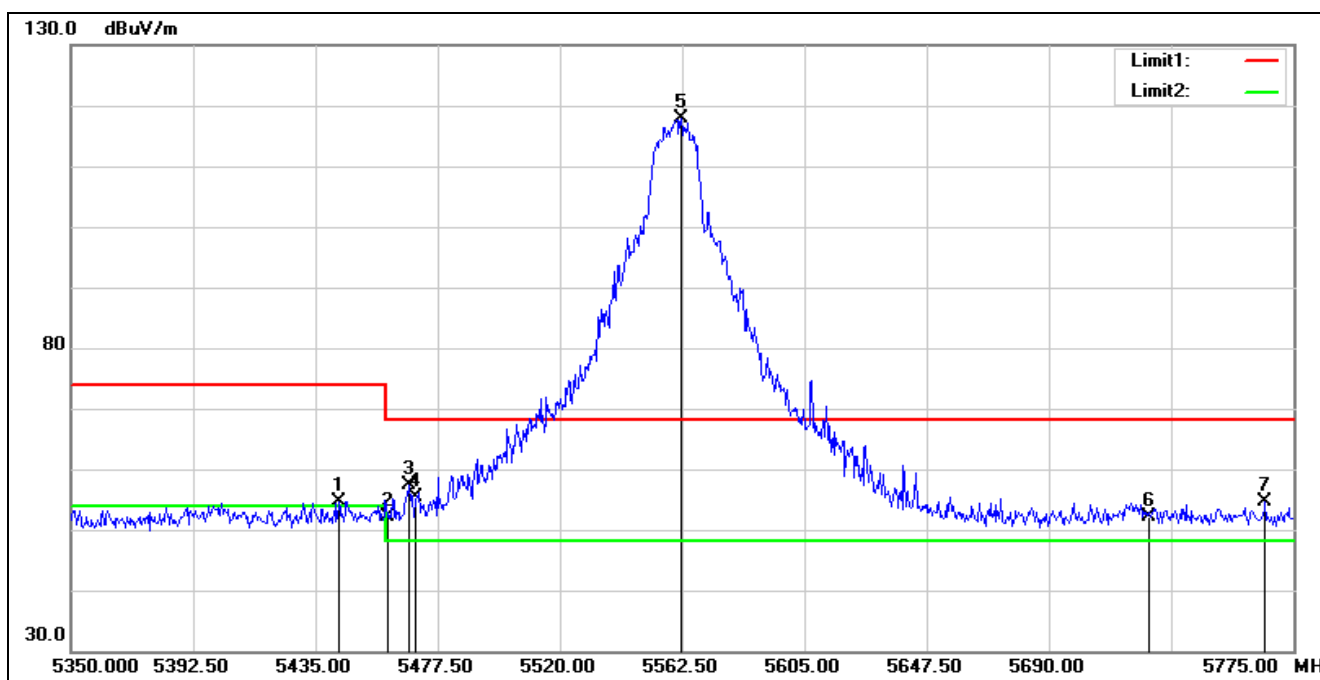
Standard:	Part 15.407	Test Site:	966 Chamber
Polarization:	Horizontal		
Test Mode:	802.11a 5560 MHz		
Remark:			



Standard:	Part 15.407	Test Site:	966 Chamber
Polarization:	Horizontal		
Test Mode:	802.11a 5560 MHz		
Remark:			

No.	Frequency (MHz)	Reading (dBuV)	Correction (dB/m)	Result (dBuV/m)	Limit (dBuV/m)	Margin (dB)	Remark
1	5453.275	52.12	1.72	53.84	74.00	-20.16	peak
2	5460.000	50.19	1.73	51.92	74.00	-22.08	peak
3	5464.750	52.92	1.73	54.65	68.20	-13.55	peak
4	5470.000	50.38	1.74	52.12	68.20	-16.08	peak
5*	5561.225	115.21	2.04	117.25	68.20	49.05	peak
6	5725.000	49.54	2.30	51.84	68.20	-16.36	peak
7	5735.475	52.47	2.40	54.87	68.20	-13.33	peak

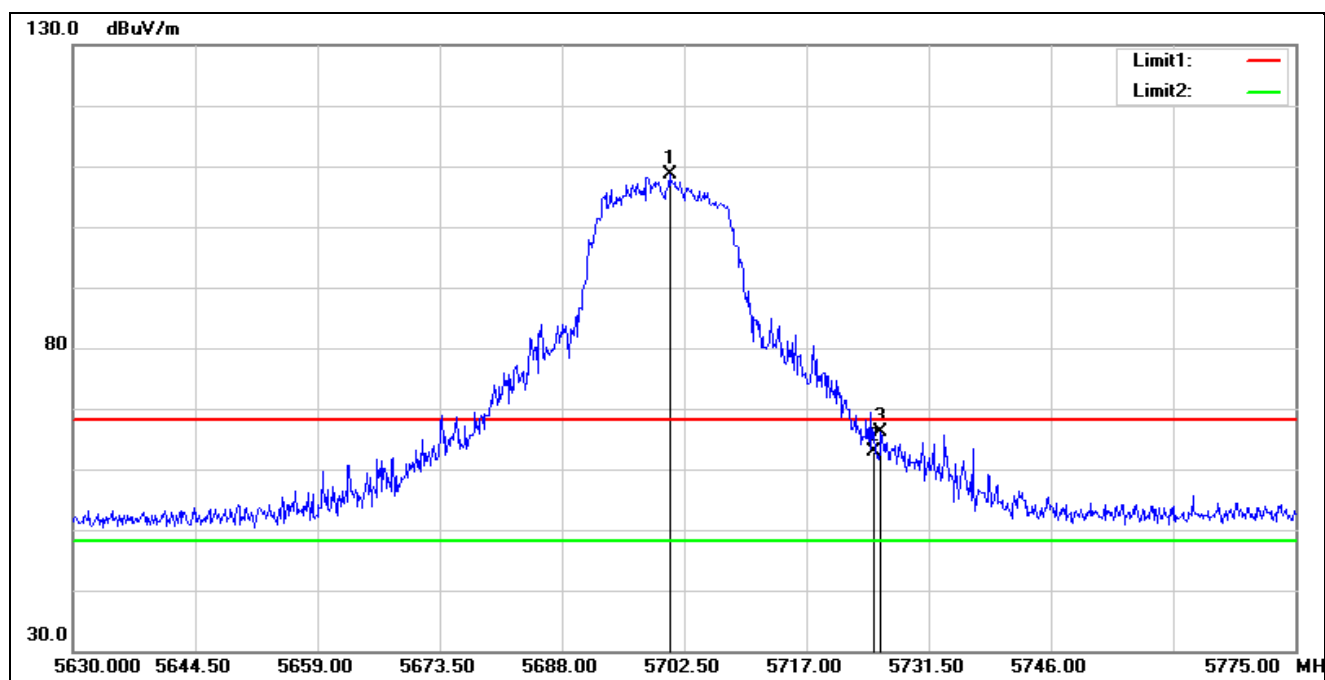
Standard:	Part 15.407	Test Site:	966 Chamber
Polarization:	Vertical		
Test Mode:	802.11a 5560 MHz		
Remark:			



Standard:	Part 15.407	Test Site:	966 Chamber
Polarization:	Vertical		
Test Mode:	802.11a 5560 MHz		
Remark:			

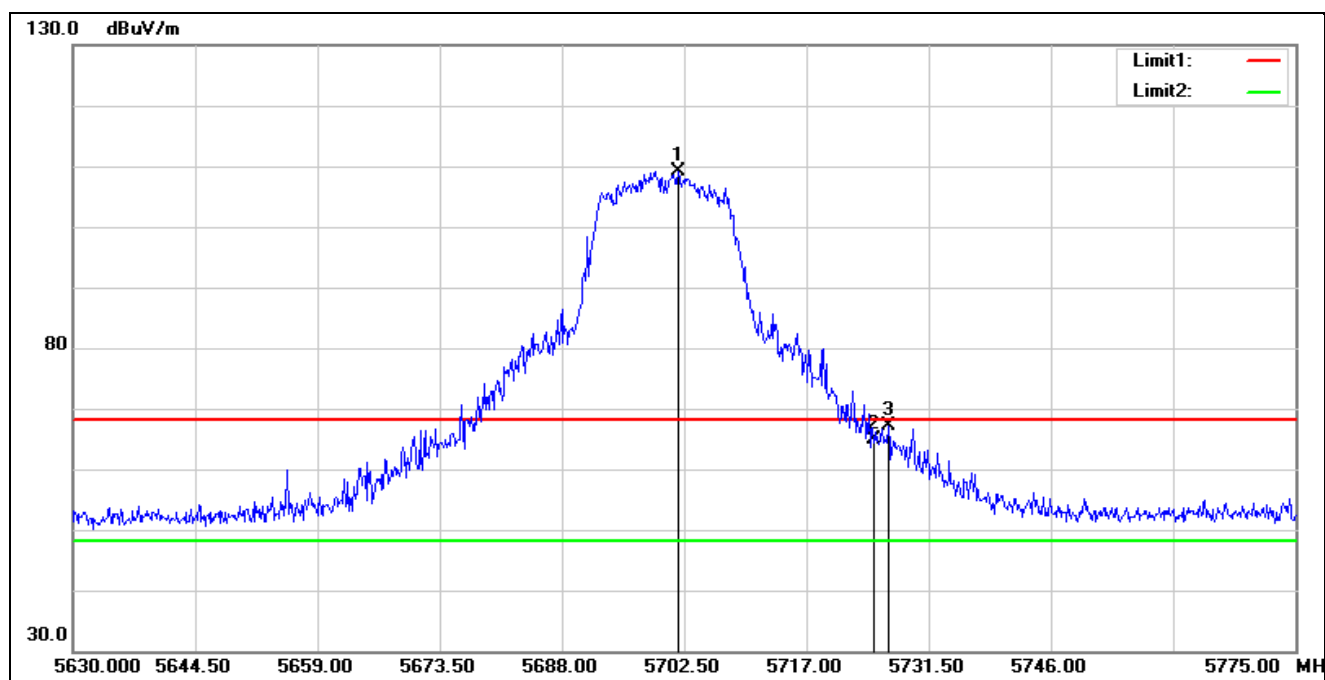
No.	Frequency (MHz)	Reading (dBuV)	Correction (dB/m)	Result (dBuV/m)	Limit (dBuV/m)	Margin (dB)	Remark
1	5443.075	53.02	1.70	54.72	74.00	-19.28	peak
2	5460.000	50.42	1.73	52.15	74.00	-21.85	peak
3	5467.300	55.70	1.74	57.44	68.20	-10.76	peak
4	5470.000	53.55	1.74	55.29	68.20	-12.91	peak
5*	5562.075	115.88	2.04	117.92	68.20	49.72	peak
6	5725.000	49.78	2.30	52.08	68.20	-16.12	peak
7	5765.225	51.91	2.62	54.53	68.20	-13.67	peak

Standard:	Part 15.407	Test Site:	966 Chamber
Polarization:	Horizontal		
Test Mode:	802.11a 5700 MHz		
Remark:			



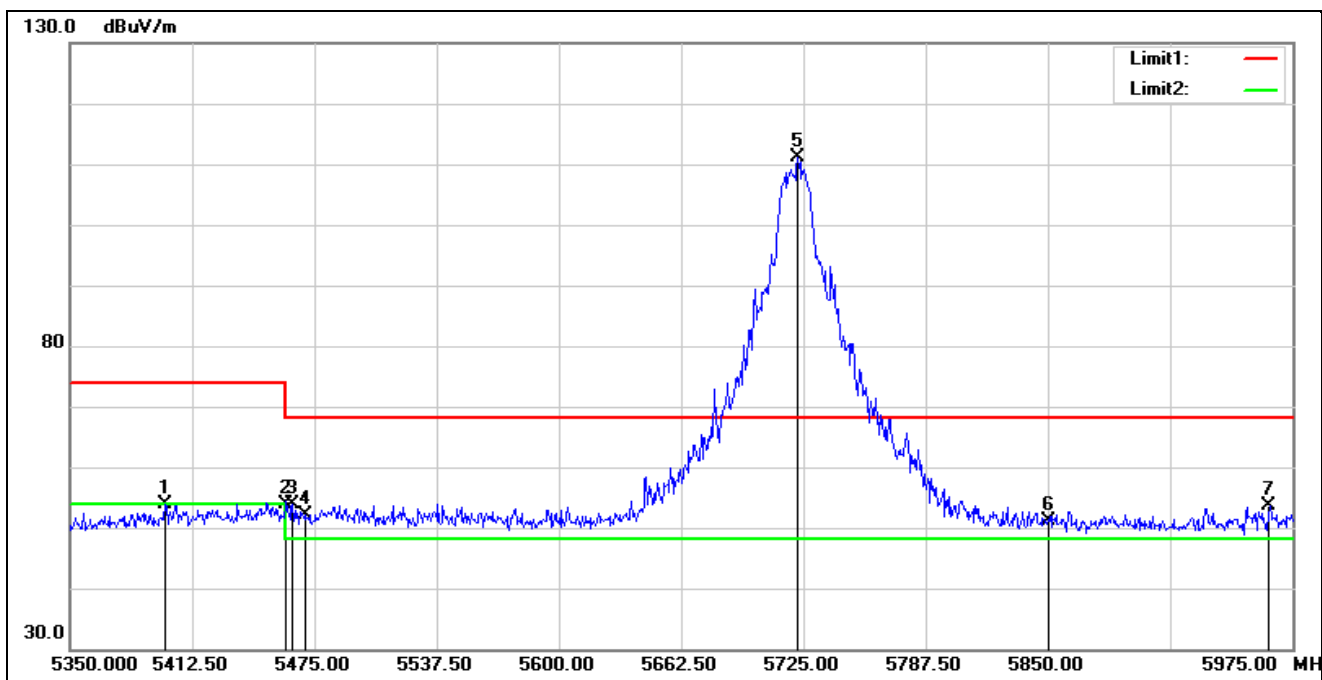
No.	Frequency (MHz)	Reading (dBuV)	Correction (dB/m)	Result (dBuV/m)	Limit (dBuV/m)	Margin (dB)	Remark
1*	5700.760	106.45	2.07	108.52	68.20	40.32	peak
2	5725.000	60.61	2.30	62.91	68.20	-5.29	peak
3	5725.845	63.82	2.31	66.13	68.20	-2.07	peak

Standard:	Part 15.407	Test Site:	966 Chamber
Polarization:	Vertical		
Test Mode:	802.11a 5700 MHz		
Remark:			



No.	Frequency (MHz)	Reading (dBuV)	Correction (dB/m)	Result (dBuV/m)	Limit (dBuV/m)	Margin (dB)	Remark
1*	5701.775	107.08	2.09	109.17	68.20	40.97	peak
2	5725.000	62.53	2.30	64.83	68.20	-3.37	peak
3	5726.715	64.73	2.31	67.04	68.20	-1.16	peak

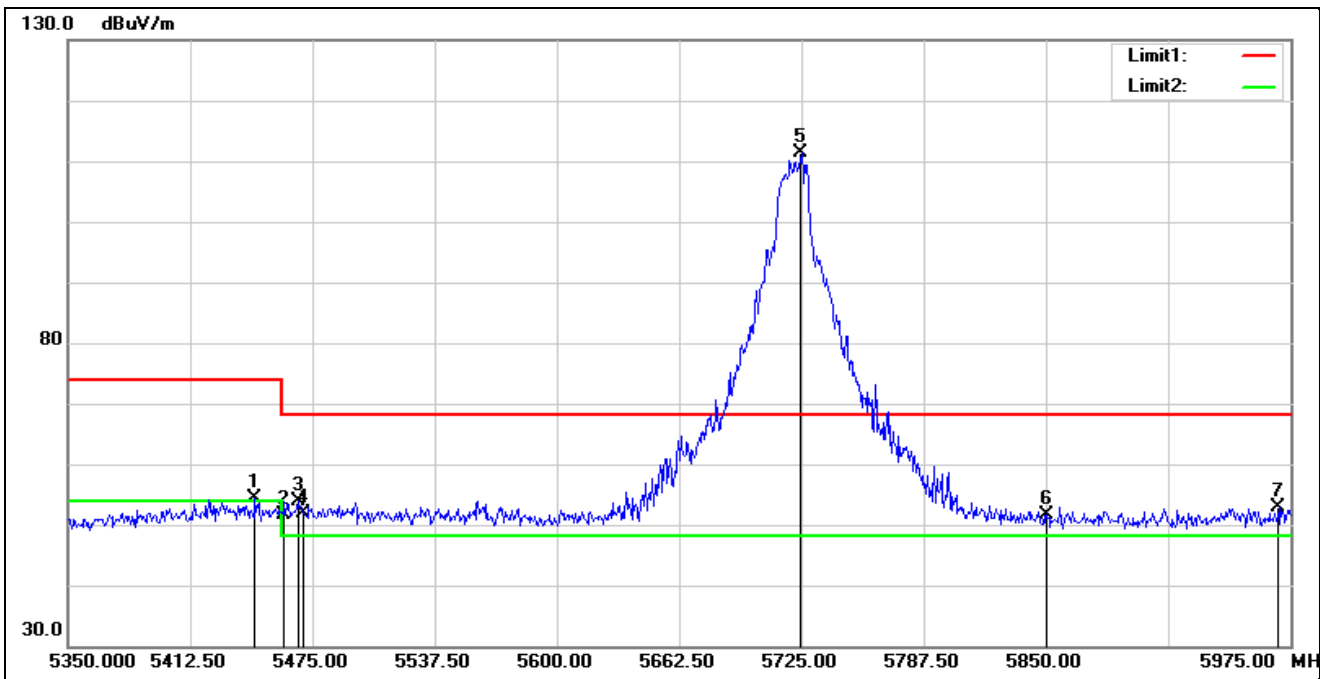
Standard:	Part 15.407	Test Site:	966 Chamber
Polarization:	Horizontal		
Test Mode:	802.11a 5720 MHz		
Remark:			



Standard:	Part 15.407	Test Site:	966 Chamber
Polarization:	Horizontal		
Test Mode:	802.11a 5720 MHz		
Remark:			

No.	Frequency (MHz)	Reading (dBuV)	Correction (dB/m)	Result (dBuV/m)	Limit (dBuV/m)	Margin (dB)	Remark
1	5398.750	52.59	1.54	54.13	74.00	-19.87	peak
2	5460.000	52.12	1.73	53.85	74.00	-20.15	peak
3	5463.750	52.03	1.73	53.76	68.20	-14.44	peak
4	5470.000	50.34	1.74	52.08	68.20	-16.12	peak
5*	5721.875	109.36	2.27	111.63	68.20	43.43	peak
6	5850.000	48.45	2.98	51.43	68.20	-16.77	peak
7	5963.125	51.11	3.09	54.20	68.20	-14.00	peak

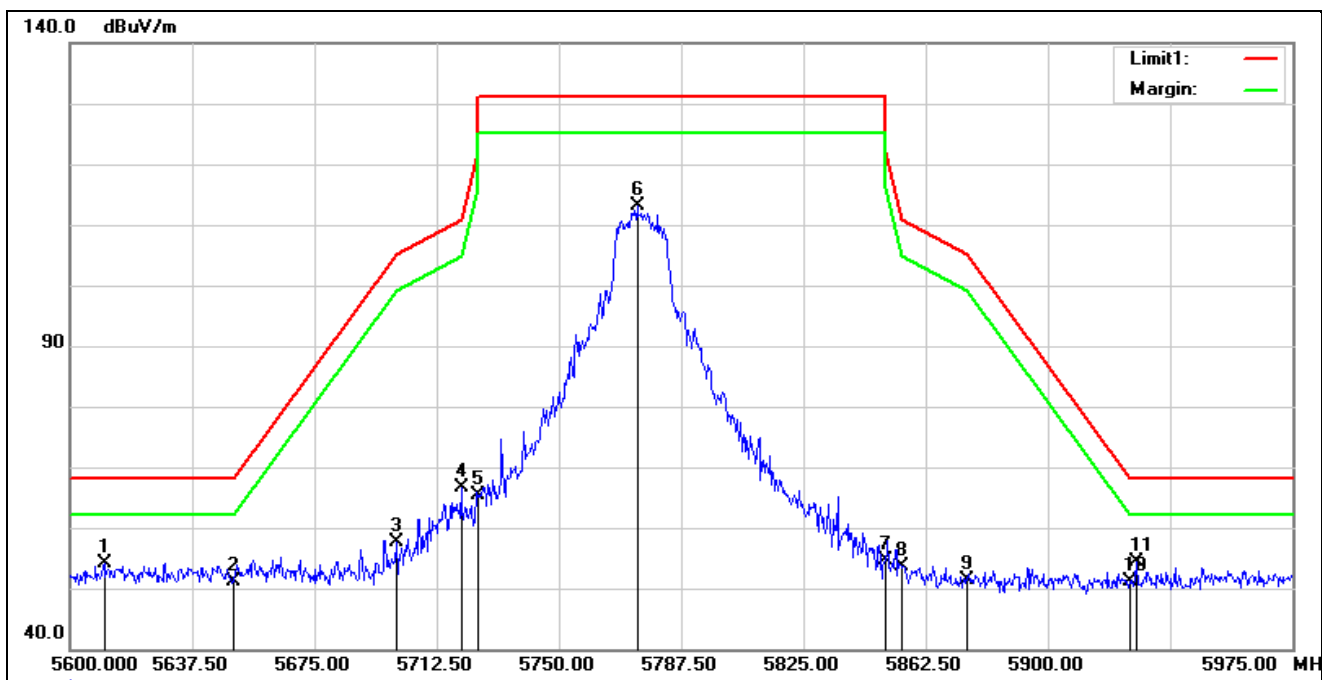
Standard:	Part 15.407	Test Site:	966 Chamber
Polarization:	Vertical		
Test Mode:	802.11a 5720 MHz		
Remark:			



Standard:	Part 15.407	Test Site:	966 Chamber
Polarization:	Vertical		
Test Mode:	802.11a 5720 MHz		
Remark:			

No.	Frequency (MHz)	Reading (dBuV)	Correction (dB/m)	Result (dBuV/m)	Limit (dBuV/m)	Margin (dB)	Remark
1	5445.625	52.57	1.70	54.27	74.00	-19.73	peak
2	5460.000	49.89	1.73	51.62	74.00	-22.38	peak
3	5467.500	52.09	1.74	53.83	68.20	-14.37	peak
4	5470.000	50.01	1.74	51.75	68.20	-16.45	peak
5*	5725.000	109.38	2.30	111.68	68.20	43.48	peak
6	5850.000	49.02	2.98	52.00	68.20	-16.20	peak
7	5968.750	50.36	3.13	53.49	68.20	-14.71	peak

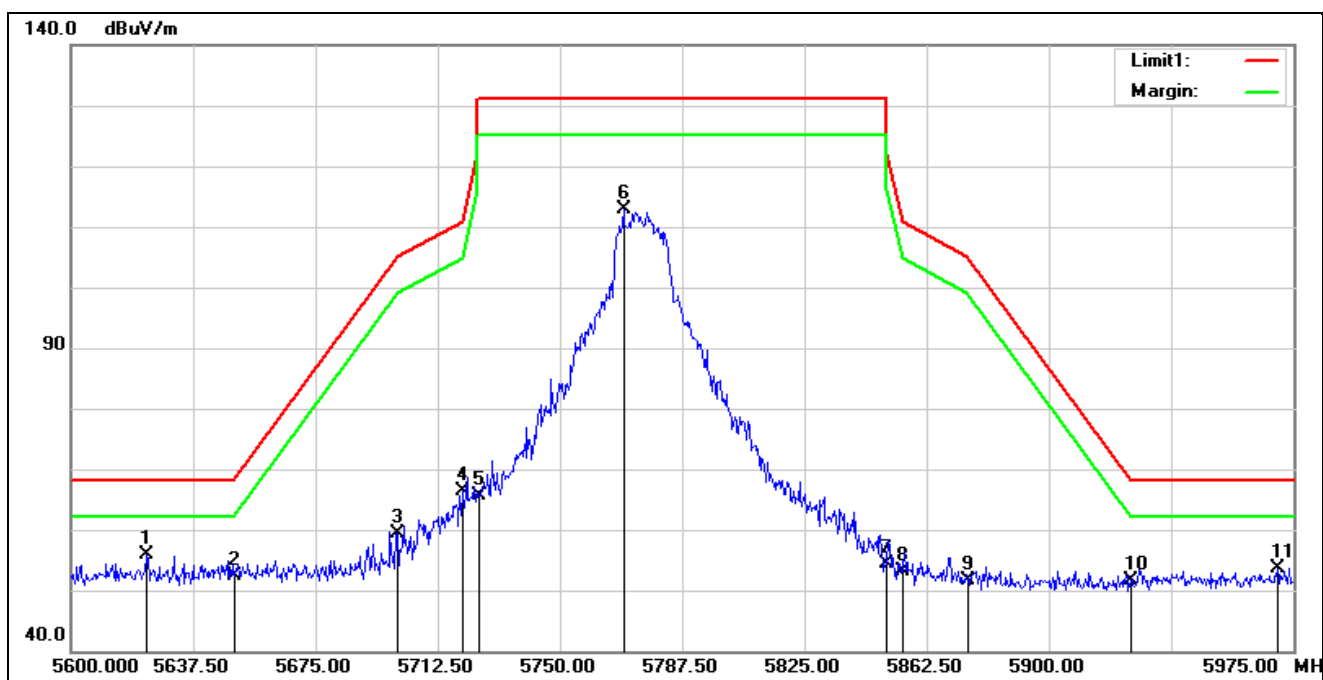
Standard:	Part 15.407	Test Site:	966 Chamber
Polarization:	Horizontal		
Test Mode:	802.11a 5745 MHz		
Remark:			



Standard:	Part 15.407	Test Site:	966 Chamber
Polarization:	Horizontal		
Test Mode:	802.11a 5745 MHz		
Remark:			

No.	Frequency (MHz)	Reading (dBuV)	Correction (dB/m)	Result (dBuV/m)	Limit (dBuV/m)	Margin (dB)	Remark
1	5610.500	52.25	2.00	54.25	68.20	-13.95	peak
2	5650.000	49.15	1.90	51.05	68.20	-17.15	peak
3	5700.000	55.54	2.06	57.60	105.20	-47.60	peak
4	5720.000	64.47	2.26	66.73	110.80	-44.07	peak
5	5725.000	63.19	2.30	65.49	122.20	-56.71	peak
6	5774.000	110.48	2.68	113.16	131.20	-18.04	peak
7	5850.000	51.71	2.98	54.69	122.20	-67.51	peak
8	5855.000	50.73	3.01	53.74	110.80	-57.06	peak
9	5875.000	48.40	3.07	51.47	105.20	-53.73	peak
10	5925.000	48.08	3.10	51.18	68.20	-17.02	peak
11*	5927.000	51.28	3.09	54.37	68.20	-13.83	peak

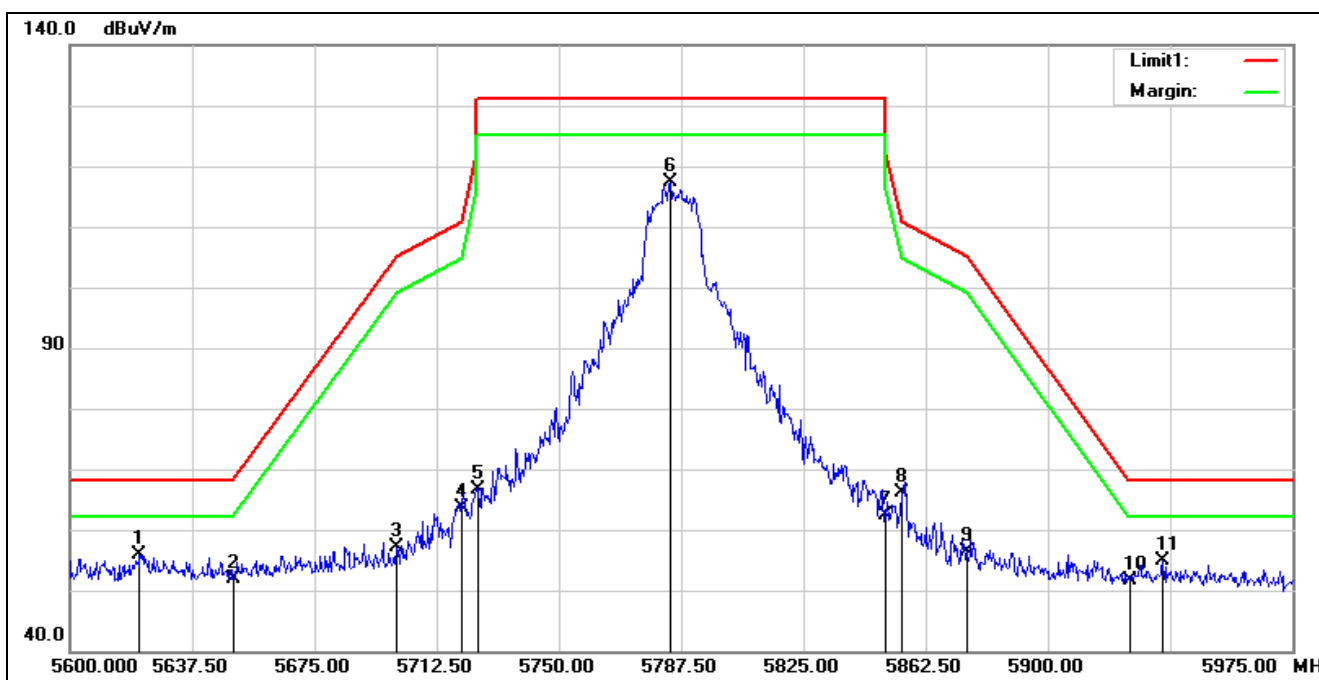
Standard:	Part 15.407	Test Site:	966 Chamber
Polarization:	Vertical		
Test Mode:	802.11a 5745 MHz		
Remark:			



Standard:	Part 15.407	Test Site:	966 Chamber
Polarization:	Vertical		
Test Mode:	802.11a 5745 MHz		
Remark:			

No.	Frequency (MHz)	Reading (dBuV)	Correction (dB/m)	Result (dBuV/m)	Limit (dBuV/m)	Margin (dB)	Remark
1*	5623.250	53.83	1.97	55.80	68.20	-12.40	peak
2	5650.000	50.48	1.90	52.38	68.20	-15.82	peak
3	5700.000	57.40	2.06	59.46	105.20	-45.74	peak
4	5720.000	64.07	2.26	66.33	110.80	-44.47	peak
5	5725.000	63.33	2.30	65.63	122.20	-56.57	peak
6	5769.500	110.30	2.64	112.94	131.20	-18.26	peak
7	5850.000	51.39	2.98	54.37	122.20	-67.83	peak
8	5855.000	50.08	3.01	53.09	110.80	-57.71	peak
9	5875.000	48.51	3.07	51.58	105.20	-53.62	peak
10	5925.000	48.57	3.10	51.67	68.20	-16.53	peak
11	5970.125	50.41	3.14	53.55	68.20	-14.65	peak

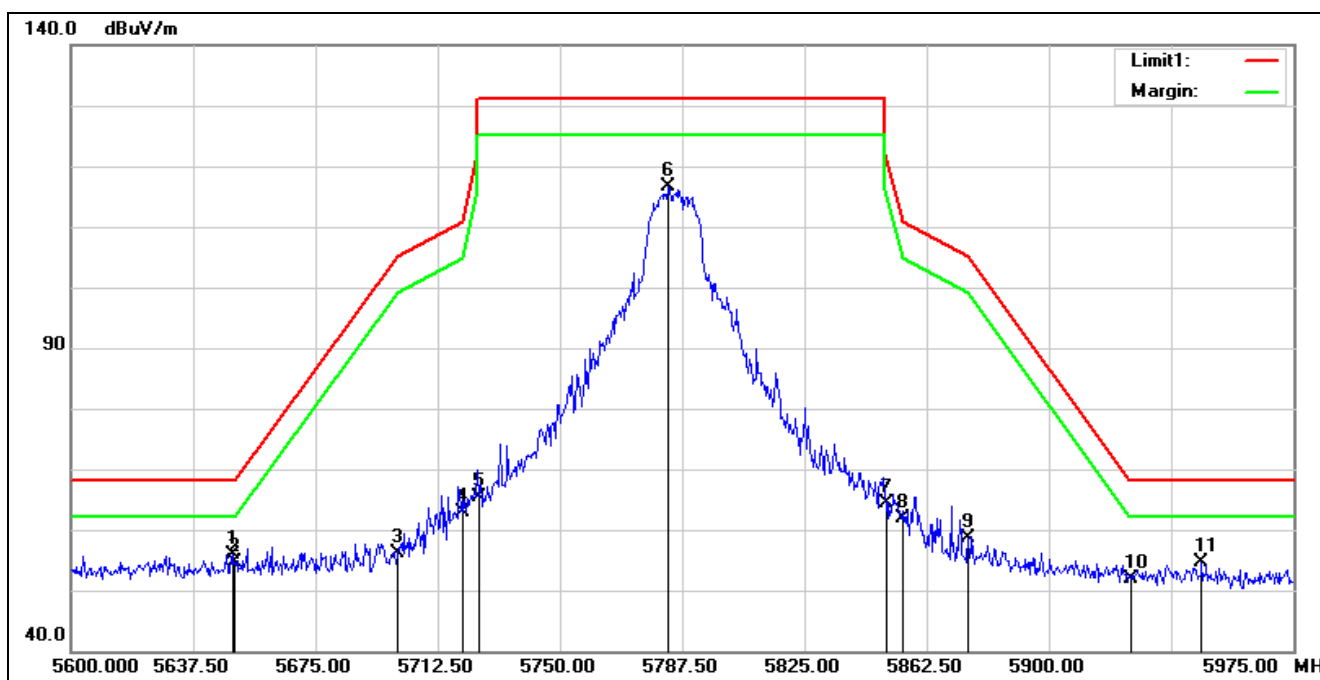
Standard:	Part 15.407	Test Site:	966 Chamber
Polarization:	Horizontal		
Test Mode:	802.11a 5785 MHz		
Remark:			



Standard:	Part 15.407	Test Site:	966 Chamber
Polarization:	Horizontal		
Test Mode:	802.11a 5785 MHz		
Remark:			

No.	Frequency (MHz)	Reading (dBuV)	Correction (dB/m)	Result (dBuV/m)	Limit (dBuV/m)	Margin (dB)	Remark
1*	5621.375	53.98	1.97	55.95	68.20	-12.25	peak
2	5650.000	50.03	1.90	51.93	68.20	-16.27	peak
3	5700.000	55.18	2.06	57.24	105.20	-47.96	peak
4	5720.000	61.48	2.26	63.74	110.80	-47.06	peak
5	5725.000	64.35	2.30	66.65	122.20	-55.55	peak
6	5784.125	114.61	2.72	117.33	131.20	-13.87	peak
7	5850.000	59.29	2.98	62.27	122.20	-59.93	peak
8	5855.000	63.03	3.01	66.04	110.80	-44.76	peak
9	5875.000	53.30	3.07	56.37	105.20	-48.83	peak
10	5925.000	48.45	3.10	51.55	68.20	-16.65	peak
11	5935.250	51.79	3.06	54.85	68.20	-13.35	peak

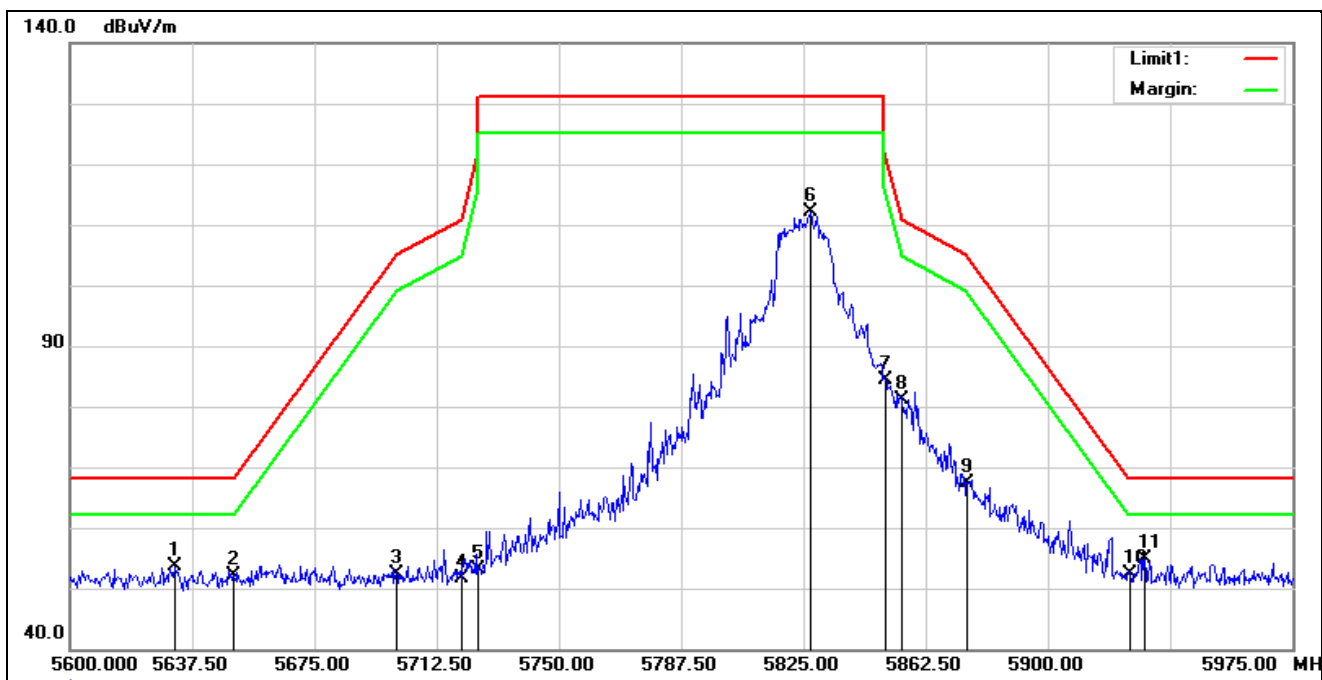
Standard:	Part 15.407	Test Site:	966 Chamber
Polarization:	Vertical		
Test Mode:	802.11a 5785 MHz		
Remark:			



Standard:	Part 15.407	Test Site:	966 Chamber
Polarization:	Vertical		
Test Mode:	802.11a 5785 MHz		
Remark:			

No.	Frequency (MHz)	Reading (dBuV)	Correction (dB/m)	Result (dBuV/m)	Limit (dBuV/m)	Margin (dB)	Remark
1*	5649.500	54.09	1.90	55.99	68.20	-12.21	peak
2	5650.000	52.69	1.90	54.59	68.20	-13.61	peak
3	5700.000	54.15	2.06	56.21	105.20	-48.99	peak
4	5720.000	60.68	2.26	62.94	110.80	-47.86	peak
5	5725.000	62.99	2.30	65.29	122.20	-56.91	peak
6	5783.375	113.83	2.71	116.54	131.20	-14.66	peak
7	5850.000	61.28	2.98	64.26	122.20	-57.94	peak
8	5855.000	58.97	3.01	61.98	110.80	-48.82	peak
9	5875.000	55.51	3.07	58.58	105.20	-46.62	peak
10	5925.000	48.88	3.10	51.98	68.20	-16.22	peak
11	5946.875	51.49	3.03	54.52	68.20	-13.68	peak

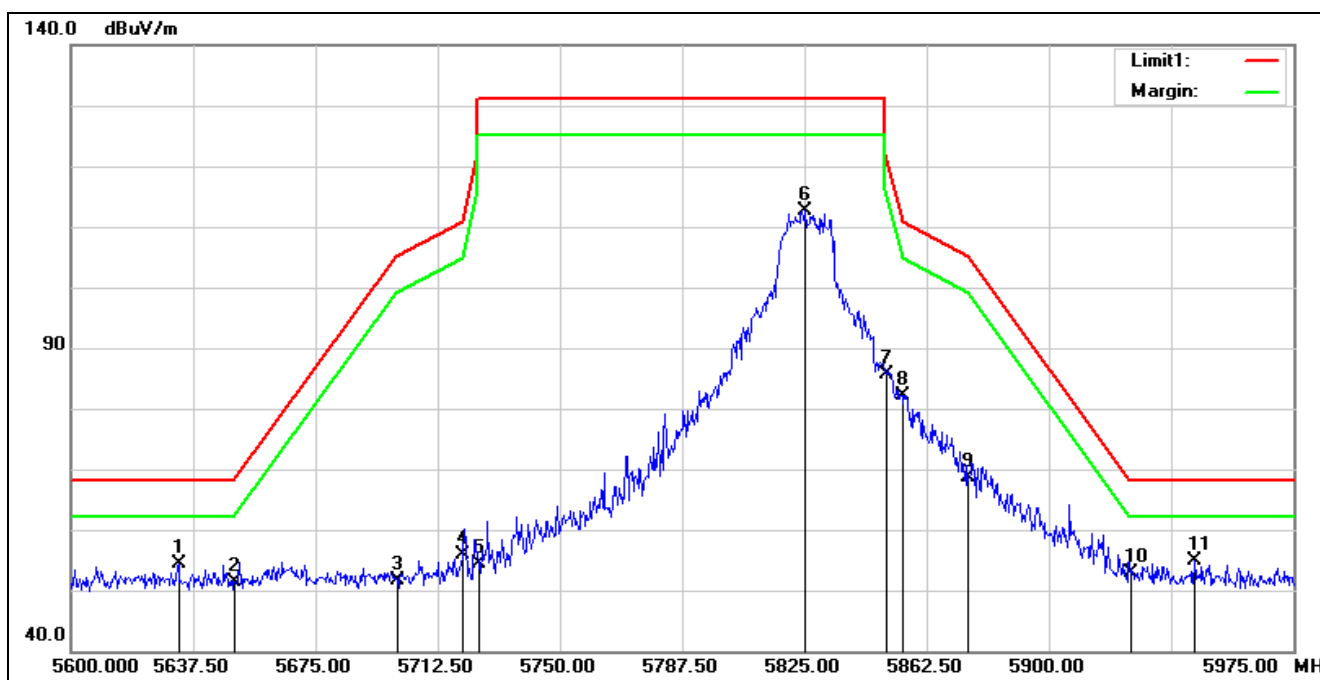
Standard:	Part 15.407	Test Site:	966 Chamber
Polarization:	Horizontal		
Test Mode:	802.11a 5825 MHz		
Remark:			



Standard:	Part 15.407	Test Site:	966 Chamber
Polarization:	Horizontal		
Test Mode:	802.11a 5825 MHz		
Remark:			

No.	Frequency (MHz)	Reading (dBuV)	Correction (dB/m)	Result (dBuV/m)	Limit (dBuV/m)	Margin (dB)	Remark
1	5632.250	51.75	1.95	53.70	68.20	-14.50	peak
2	5650.000	50.26	1.90	52.16	68.20	-16.04	peak
3	5700.000	50.43	2.06	52.49	105.20	-52.71	peak
4	5720.000	49.49	2.26	51.75	110.80	-59.05	peak
5	5725.000	50.91	2.30	53.21	122.20	-68.99	peak
6	5827.250	109.17	2.91	112.08	131.20	-19.12	peak
7	5850.000	81.32	2.98	84.30	122.20	-37.90	peak
8	5855.000	78.04	3.01	81.05	110.80	-29.75	peak
9	5875.000	64.37	3.07	67.44	105.20	-37.76	peak
10	5925.000	49.28	3.10	52.38	68.20	-15.82	peak
11*	5929.625	51.86	3.08	54.94	68.20	-13.26	peak

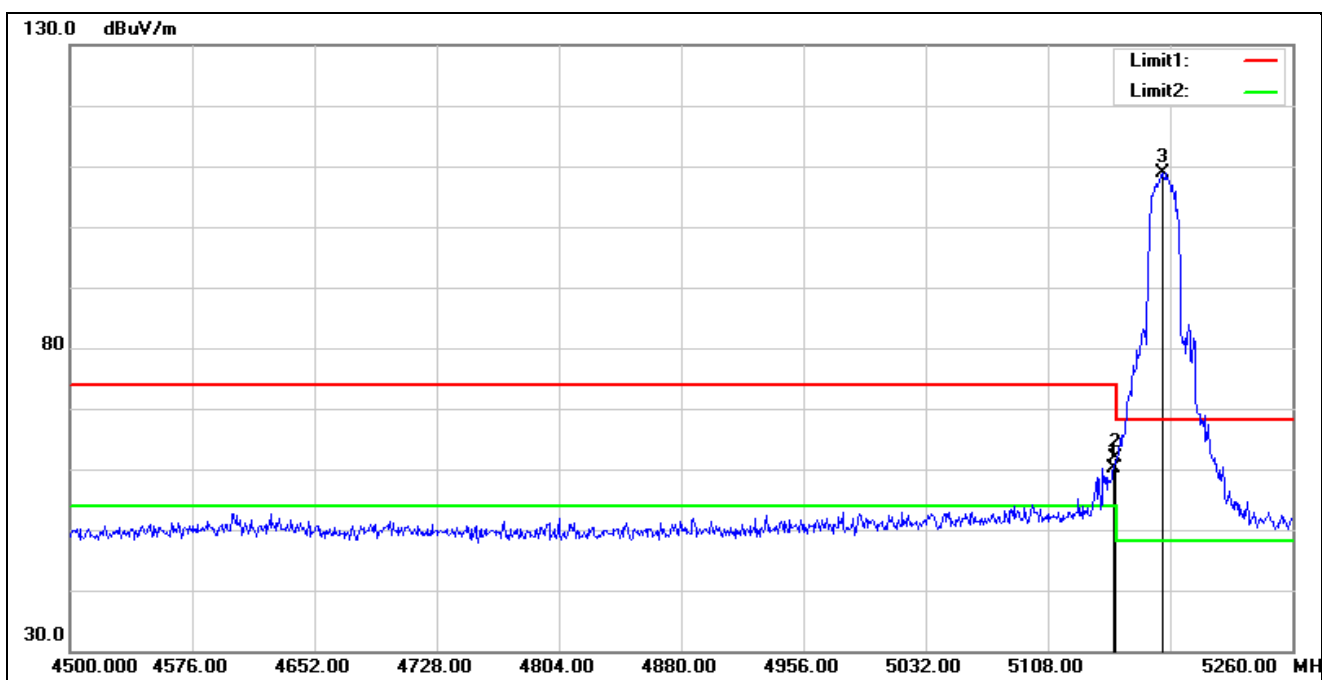
Standard:	Part 15.407	Test Site:	966 Chamber
Polarization:	Vertical		
Test Mode:	802.11a 5825 MHz		
Remark:			



Standard:	Part 15.407	Test Site:	966 Chamber
Polarization:	Vertical		
Test Mode:	802.11a 5825 MHz		
Remark:			

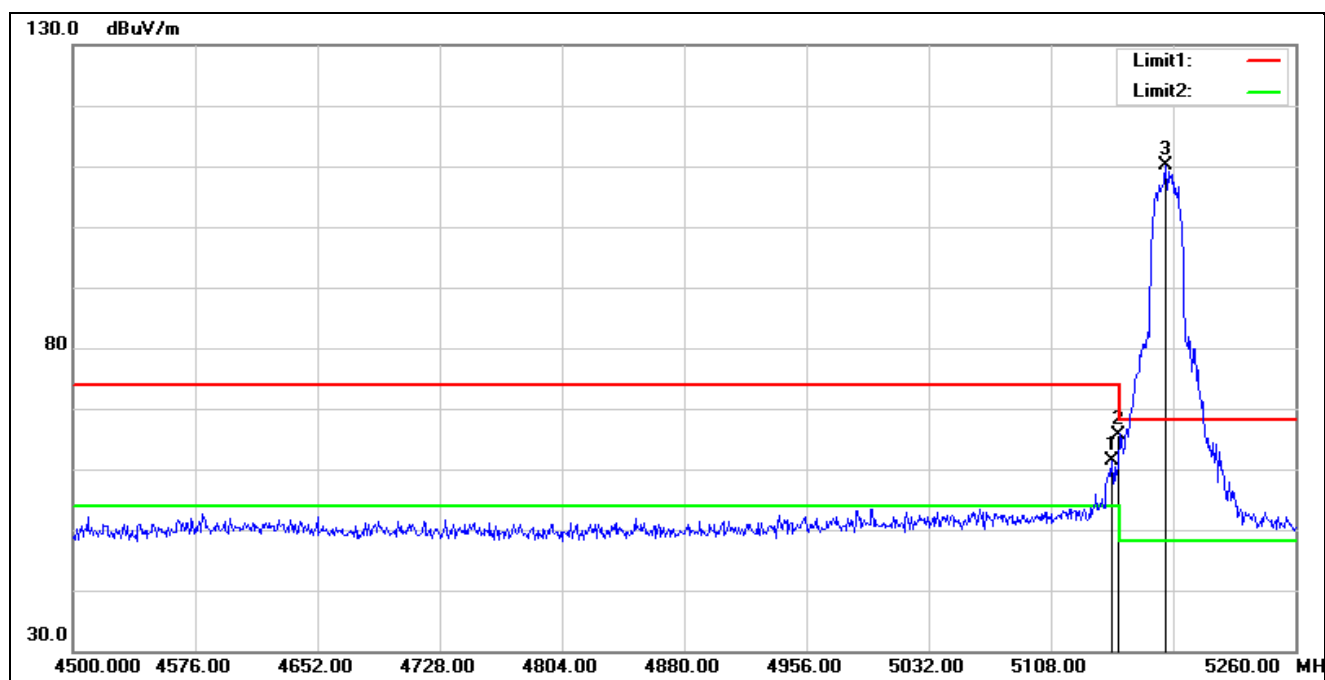
No.	Frequency (MHz)	Reading (dBuV)	Correction (dB/m)	Result (dBuV/m)	Limit (dBuV/m)	Margin (dB)	Remark
1	5633.000	52.55	1.95	54.50	68.20	-13.70	peak
2	5650.000	49.52	1.90	51.42	68.20	-16.78	peak
3	5700.000	49.64	2.06	51.70	105.20	-53.50	peak
4	5720.000	53.63	2.26	55.89	110.80	-54.91	peak
5	5725.000	52.19	2.30	54.49	122.20	-67.71	peak
6	5825.375	109.80	2.89	112.69	131.20	-18.51	peak
7	5850.000	82.77	2.98	85.75	122.20	-36.45	peak
8	5855.000	79.20	3.01	82.21	110.80	-28.59	peak
9	5875.000	65.57	3.07	68.64	105.20	-36.56	peak
10	5925.000	49.66	3.10	52.76	68.20	-15.44	peak
11*	5944.625	51.76	3.04	54.80	68.20	-13.40	peak

Standard:	Part 15.407	Test Site:	966 Chamber
Polarization:	Horizontal		
Test Mode:	802.11ac VHT20 5180 MHz		
Remark:			



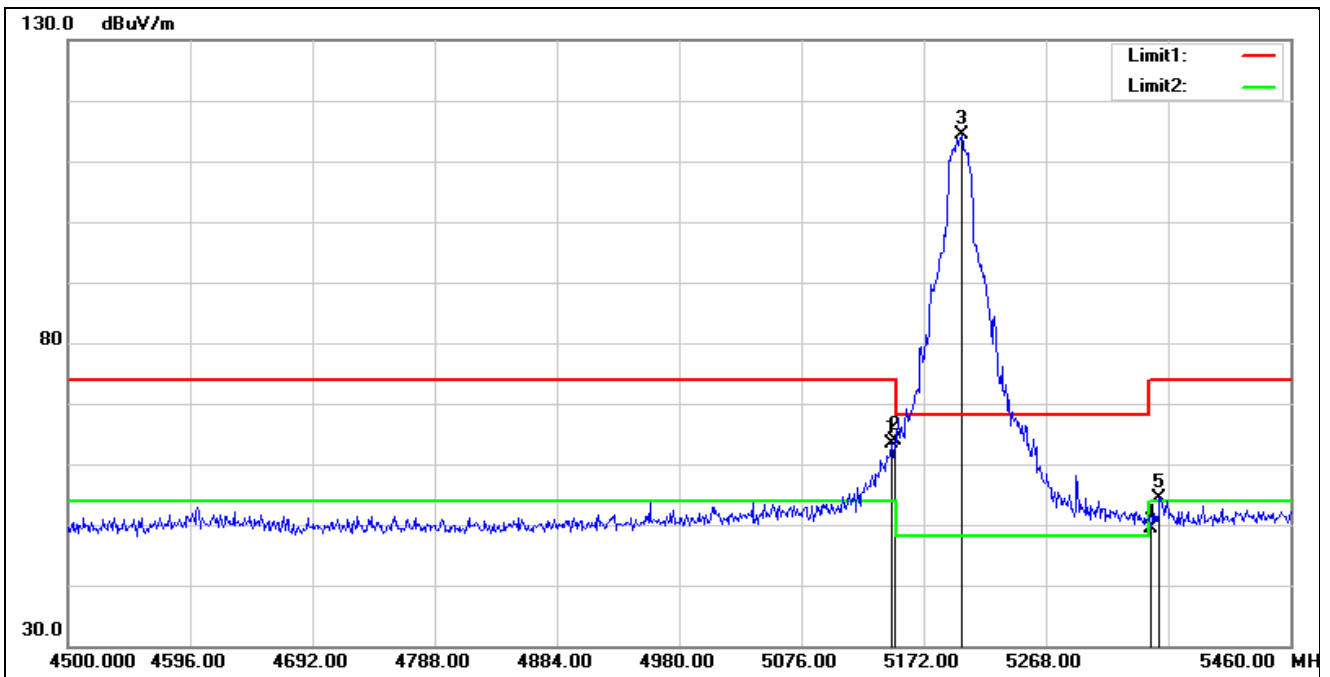
No.	Frequency (MHz)	Reading (dBuV)	Correction (dB/m)	Result (dBuV/m)	Limit (dBuV/m)	Margin (dB)	Remark
1	5149.040	59.03	1.13	60.16	74.00	-13.84	peak
2	5150.000	60.71	1.13	61.84	74.00	-12.16	peak
3*	5179.440	108.00	0.94	108.94	68.20	40.74	peak

Standard:	Part 15.407	Test Site:	966 Chamber
Polarization:	Vertical		
Test Mode:	802.11ac VHT20 5180 MHz		
Remark:			



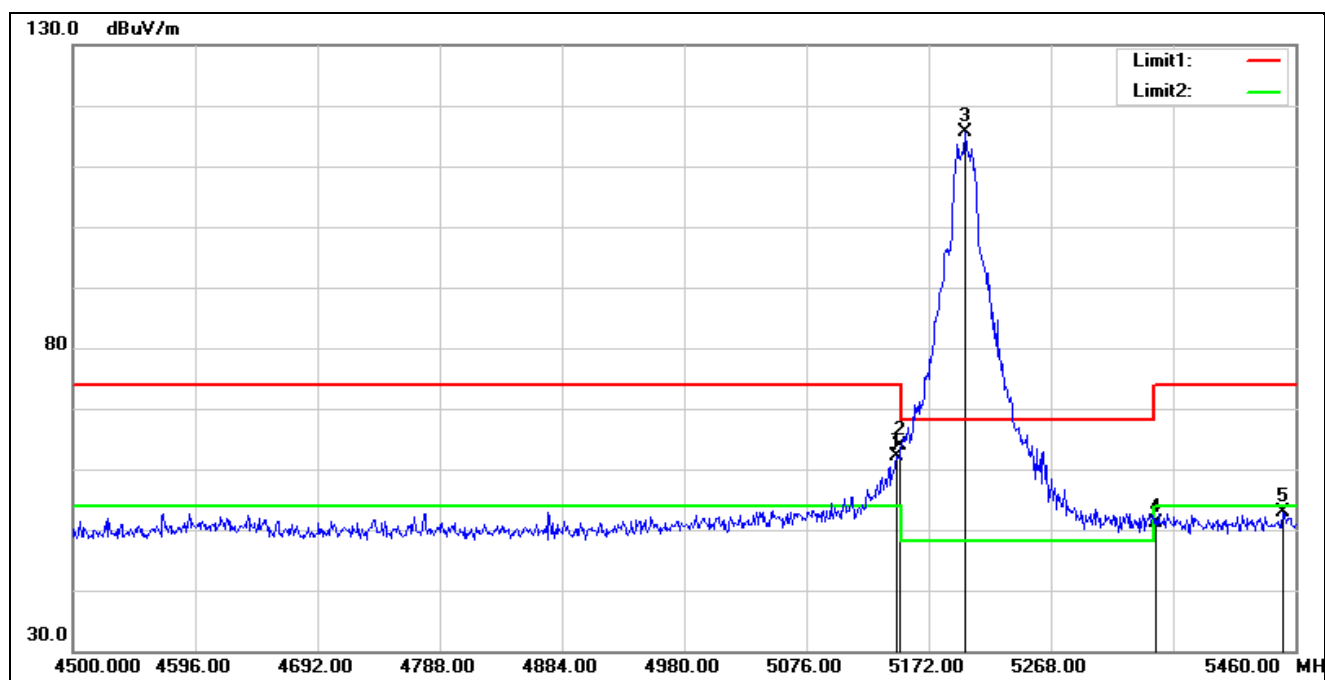
No.	Frequency (MHz)	Reading (dBuV)	Correction (dB/m)	Result (dBuV/m)	Limit (dBuV/m)	Margin (dB)	Remark
1	5146.000	60.13	1.13	61.26	74.00	-12.74	peak
2	5150.000	64.41	1.13	65.54	74.00	-8.46	peak
3*	5179.440	109.22	0.94	110.16	68.20	41.96	peak

Standard:	Part 15.407	Test Site:	966 Chamber
Polarization:	Horizontal		
Test Mode:	802.11ac VHT20 5200 MHz		
Remark:			



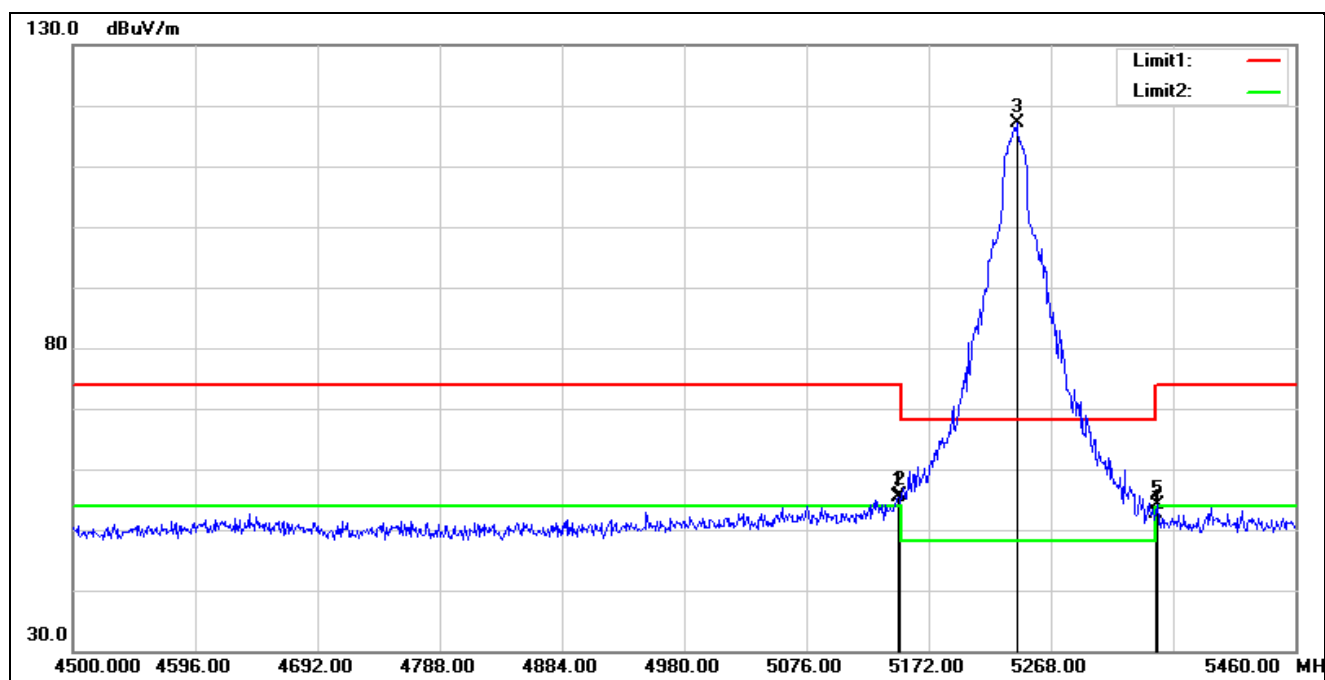
No.	Frequency (MHz)	Reading (dBuV)	Correction (dB/m)	Result (dBuV/m)	Limit (dBuV/m)	Margin (dB)	Remark
1	5147.040	62.34	1.13	63.47	74.00	-10.53	peak
2	5150.000	62.67	1.13	63.80	74.00	-10.20	peak
3*	5201.760	113.66	0.82	114.48	68.20	46.28	peak
4	5350.000	48.57	0.89	49.46	74.00	-24.54	peak
5	5357.280	53.50	0.94	54.44	74.00	-19.56	peak

Standard:	Part 15.407	Test Site:	966 Chamber
Polarization:	Vertical		
Test Mode:	802.11ac VHT20 5200 MHz		
Remark:			



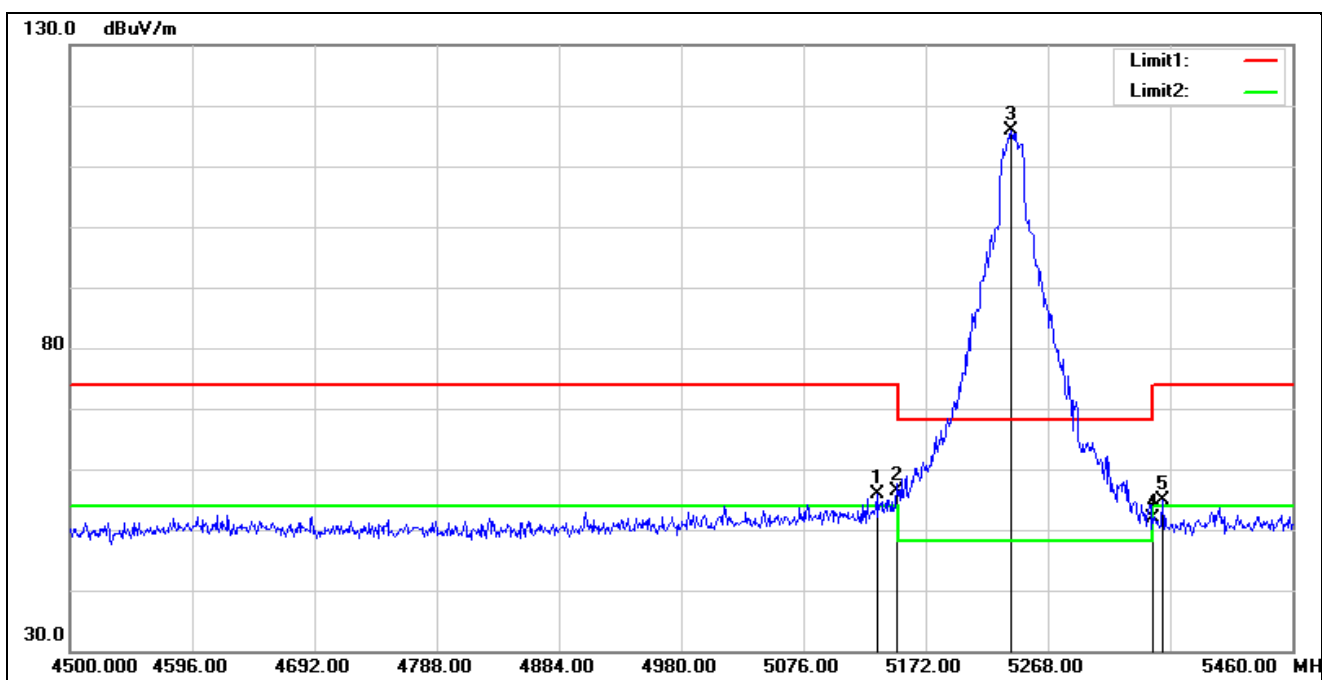
No.	Frequency (MHz)	Reading (dBuV)	Correction (dB/m)	Result (dBuV/m)	Limit (dBuV/m)	Margin (dB)	Remark
1	5147.040	60.99	1.13	62.12	74.00	-11.88	peak
2	5150.000	62.71	1.13	63.84	74.00	-10.16	peak
3*	5200.800	114.73	0.82	115.55	68.20	47.35	peak
4	5350.000	50.29	0.89	51.18	74.00	-22.82	peak
5	5450.400	51.13	1.77	52.90	74.00	-21.10	peak

Standard:	Part 15.407	Test Site:	966 Chamber
Polarization:	Horizontal		
Test Mode:	802.11ac VHT20 5240 MHz		
Remark:			



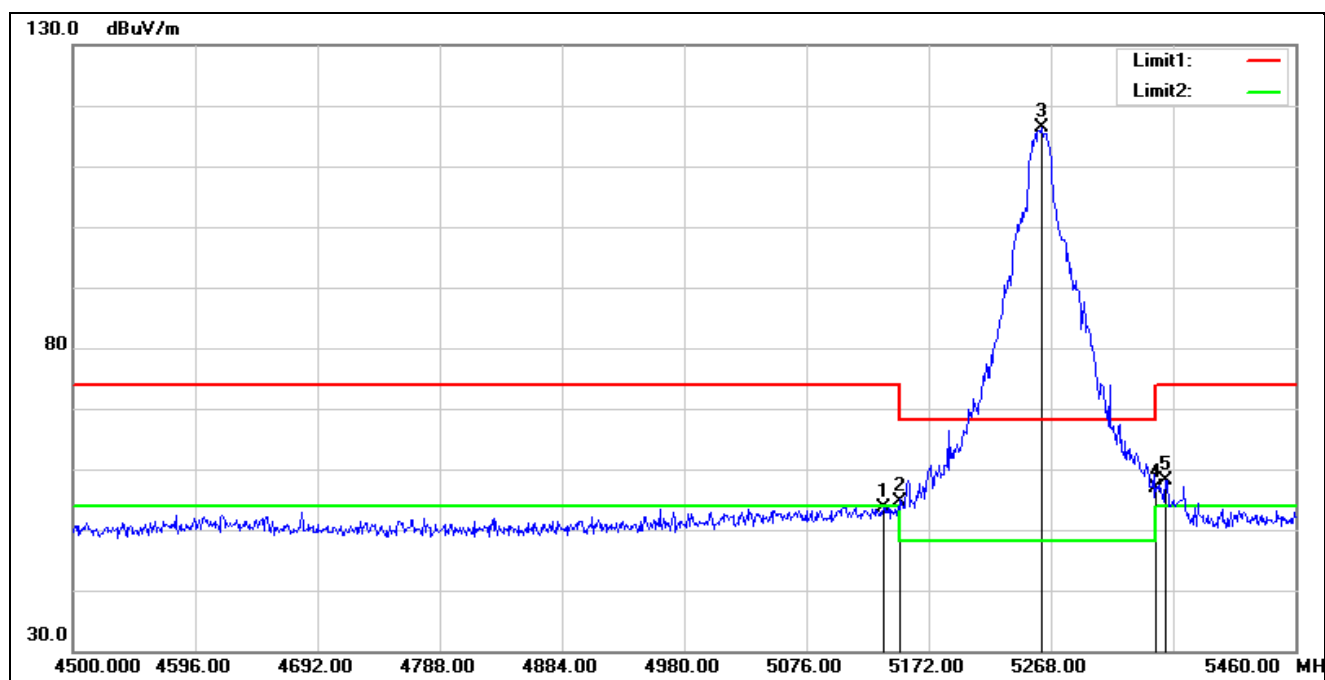
No.	Frequency (MHz)	Reading (dBuV)	Correction (dB/m)	Result (dBuV/m)	Limit (dBuV/m)	Margin (dB)	Remark
1	5148.000	54.36	1.13	55.49	74.00	-18.51	peak
2	5150.000	54.44	1.13	55.57	74.00	-18.43	peak
3*	5241.120	116.35	0.81	117.16	68.20	48.96	peak
4	5350.000	51.63	0.89	52.52	74.00	-21.48	peak
5	5351.520	53.30	0.90	54.20	74.00	-19.80	peak

Standard:	Part 15.407	Test Site:	966 Chamber
Polarization:	Vertical		
Test Mode:	802.11ac VHT20 5240 MHz		
Remark:			



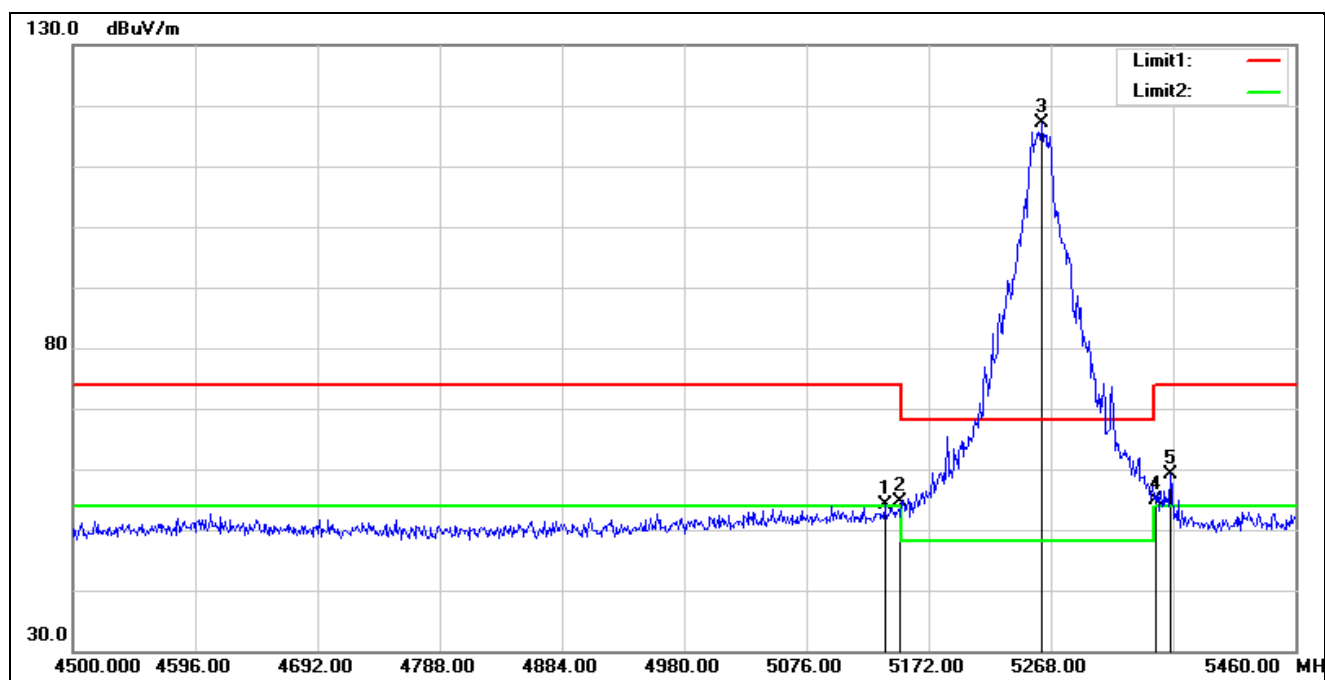
No.	Frequency (MHz)	Reading (dBuV)	Correction (dB/m)	Result (dBuV/m)	Limit (dBuV/m)	Margin (dB)	Remark
1	5133.600	54.76	1.12	55.88	74.00	-18.12	peak
2	5150.000	55.32	1.13	56.45	74.00	-17.55	peak
3*	5239.200	115.06	0.81	115.87	68.20	47.67	peak
4	5350.000	50.97	0.89	51.86	74.00	-22.14	peak
5	5358.240	53.96	0.95	54.91	74.00	-19.09	peak

Standard:	Part 15.407	Test Site:	966 Chamber
Polarization:	Horizontal		
Test Mode:	802.11ac VHT20 5260 MHz		
Remark:			



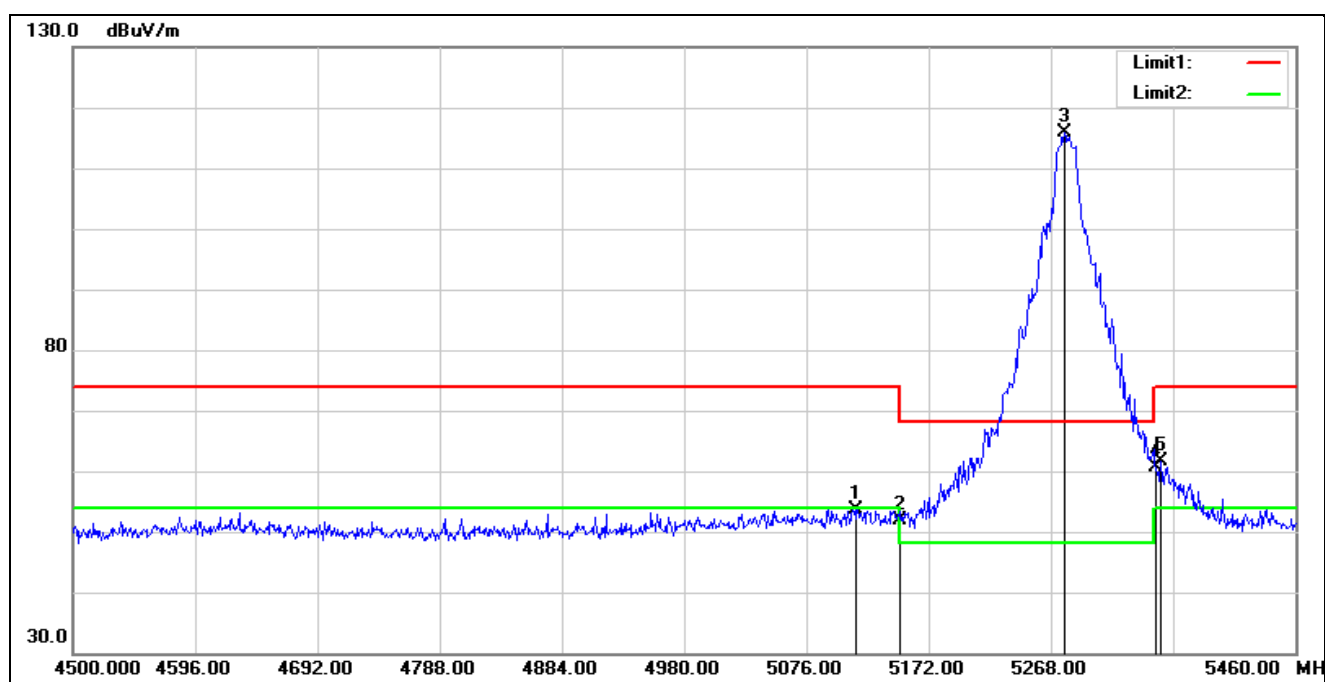
No.	Frequency (MHz)	Reading (dBuV)	Correction (dB/m)	Result (dBuV/m)	Limit (dBuV/m)	Margin (dB)	Remark
1	5136.480	52.60	1.14	53.74	74.00	-20.26	peak
2	5150.000	53.38	1.13	54.51	74.00	-19.49	peak
3*	5261.280	115.65	0.78	116.43	68.20	48.23	peak
4	5350.000	56.09	0.89	56.98	74.00	-17.02	peak
5	5358.240	57.13	0.95	58.08	74.00	-15.92	peak

Standard:	Part 15.407	Test Site:	966 Chamber
Polarization:	Vertical		
Test Mode:	802.11ac VHT20 5260 MHz		
Remark:			



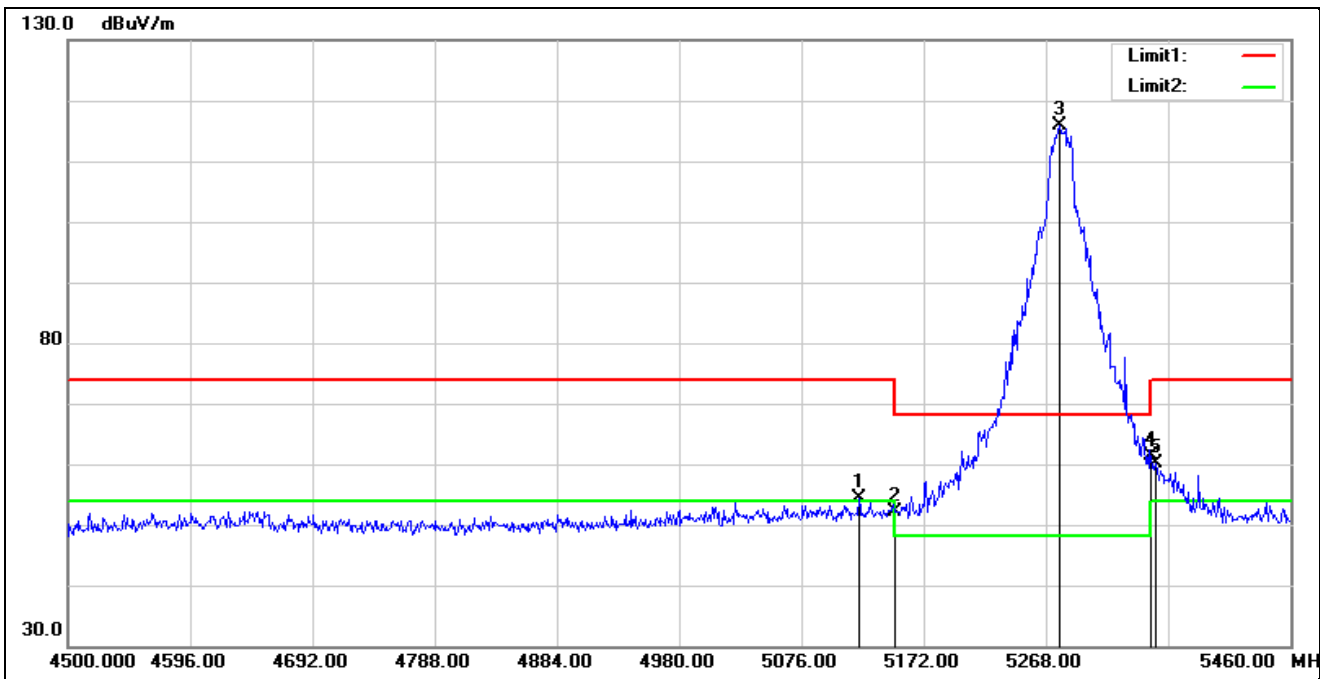
No.	Frequency (MHz)	Reading (dBuV)	Correction (dB/m)	Result (dBuV/m)	Limit (dBuV/m)	Margin (dB)	Remark
1	5137.440	52.88	1.14	54.02	74.00	-19.98	peak
2	5150.000	53.53	1.13	54.66	74.00	-19.34	peak
3*	5261.280	116.25	0.78	117.03	68.20	48.83	peak
4	5350.000	54.08	0.89	54.97	74.00	-19.03	peak
5	5362.080	58.19	0.98	59.17	74.00	-14.83	peak

Standard:	Part 15.407	Test Site:	966 Chamber
Polarization:	Horizontal		
Test Mode:	802.11ac VHT20 5280 MHz		
Remark:			



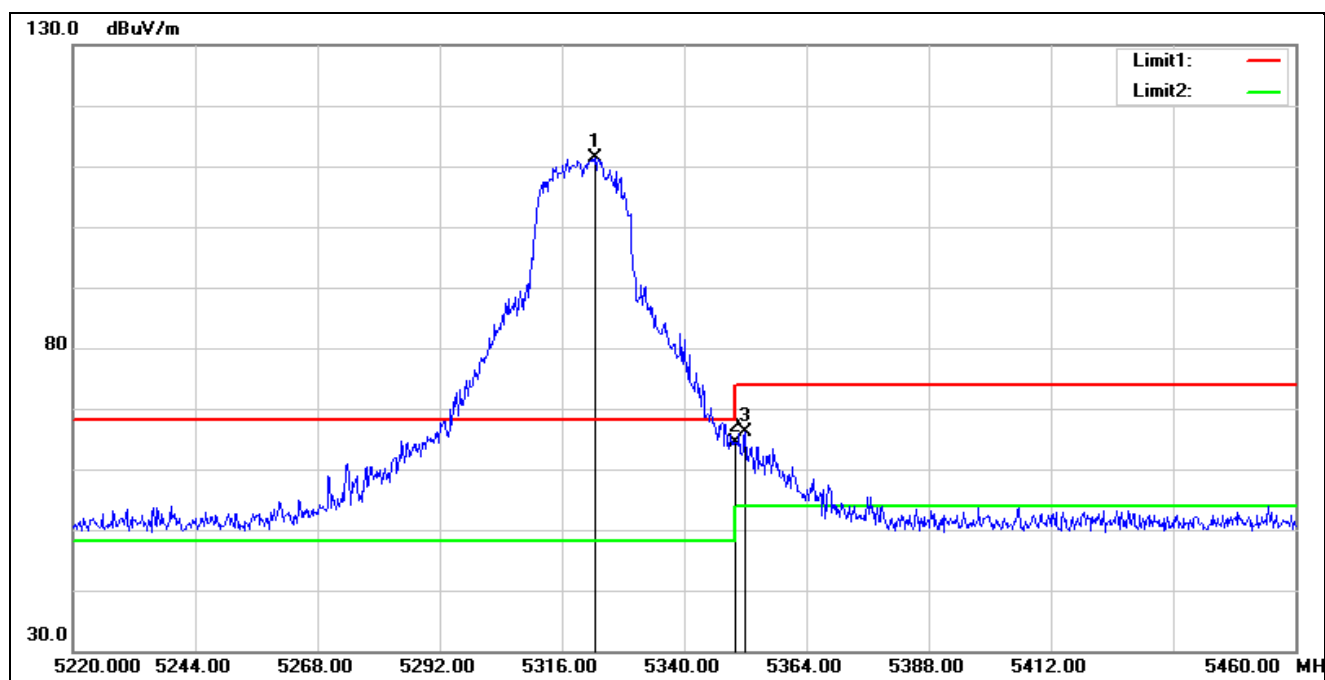
No.	Frequency (MHz)	Reading (dBuV)	Correction (dB/m)	Result (dBuV/m)	Limit (dBuV/m)	Margin (dB)	Remark
1	5115.360	52.57	1.13	53.70	74.00	-20.30	peak
2	5150.000	50.74	1.13	51.87	74.00	-22.13	peak
3*	5278.560	115.13	0.75	115.88	68.20	47.68	peak
4	5350.000	59.67	0.89	60.56	74.00	-13.44	peak
5	5354.400	60.73	0.92	61.65	74.00	-12.35	peak

Standard:	Part 15.407	Test Site:	966 Chamber
Polarization:	Vertical		
Test Mode:	802.11ac VHT20 5280 MHz		
Remark:			



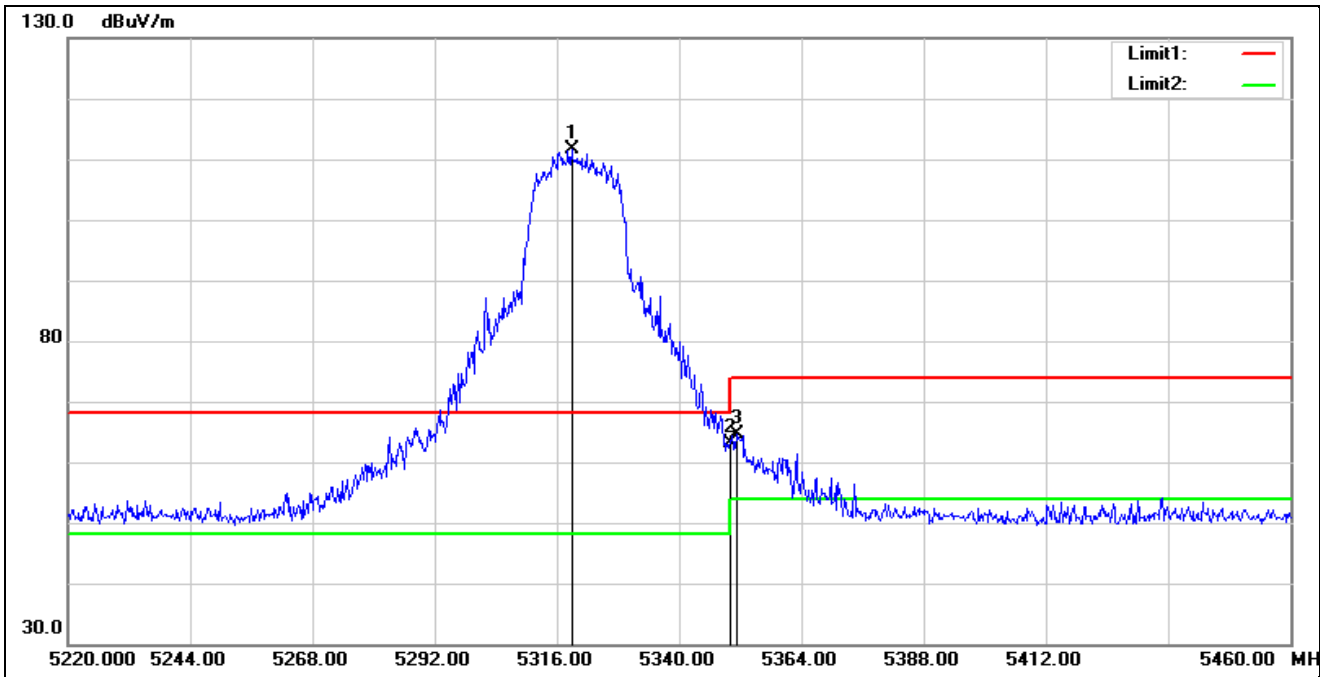
No.	Frequency (MHz)	Reading (dBuV)	Correction (dB/m)	Result (dBuV/m)	Limit (dBuV/m)	Margin (dB)	Remark
1	5121.120	53.25	1.14	54.39	74.00	-19.61	peak
2	5150.000	50.96	1.13	52.09	74.00	-21.91	peak
3*	5278.560	115.13	0.75	115.88	68.20	47.68	peak
4	5350.000	60.40	0.89	61.29	74.00	-12.71	peak
5	5354.400	59.13	0.92	60.05	74.00	-13.95	peak

Standard:	Part 15.407	Test Site:	966 Chamber
Polarization:	Horizontal		
Test Mode:	802.11ac VHT20 5320 MHz		
Remark:			



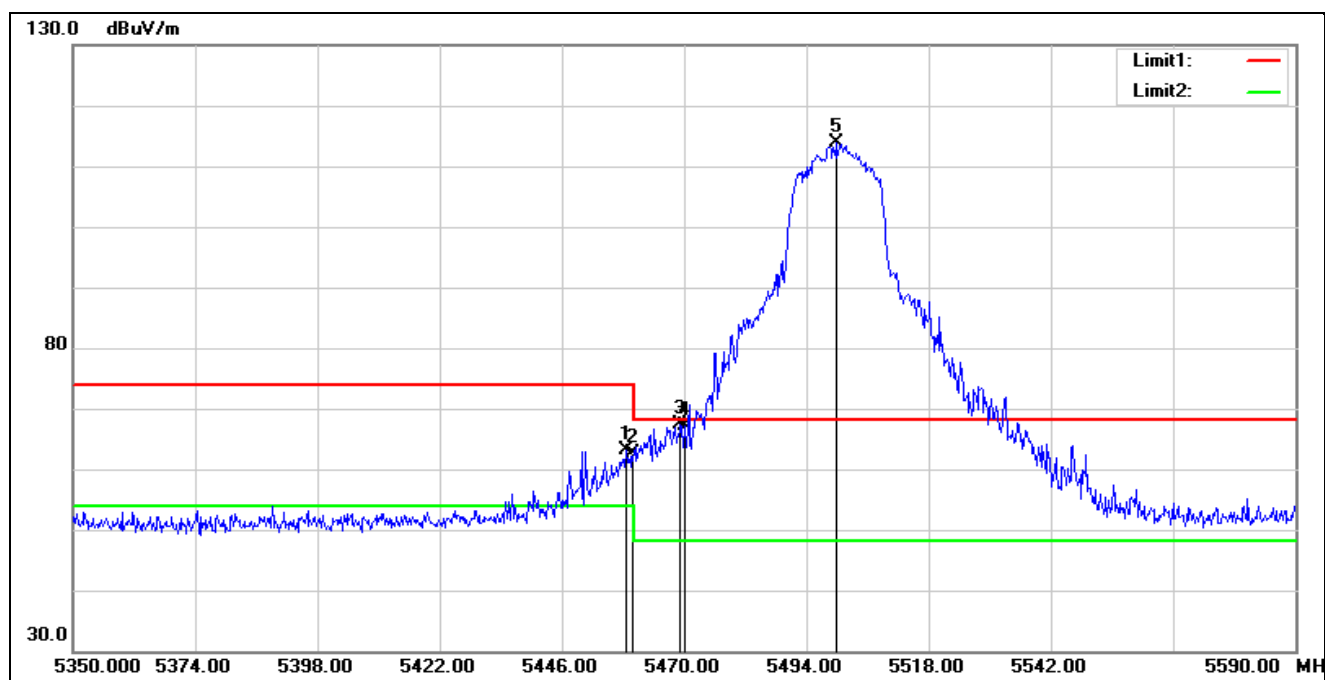
No.	Frequency (MHz)	Reading (dBuV)	Correction (dB/m)	Result (dBuV/m)	Limit (dBuV/m)	Margin (dB)	Remark
1*	5322.480	110.49	0.78	111.27	68.20	43.07	peak
2	5350.000	63.58	0.89	64.47	74.00	-9.53	peak
3	5352.000	65.12	0.90	66.02	74.00	-7.98	peak

Standard:	Part 15.407	Test Site:	966 Chamber
Polarization:	Vertical		
Test Mode:	802.11ac VHT20 5320 MHz		
Remark:			



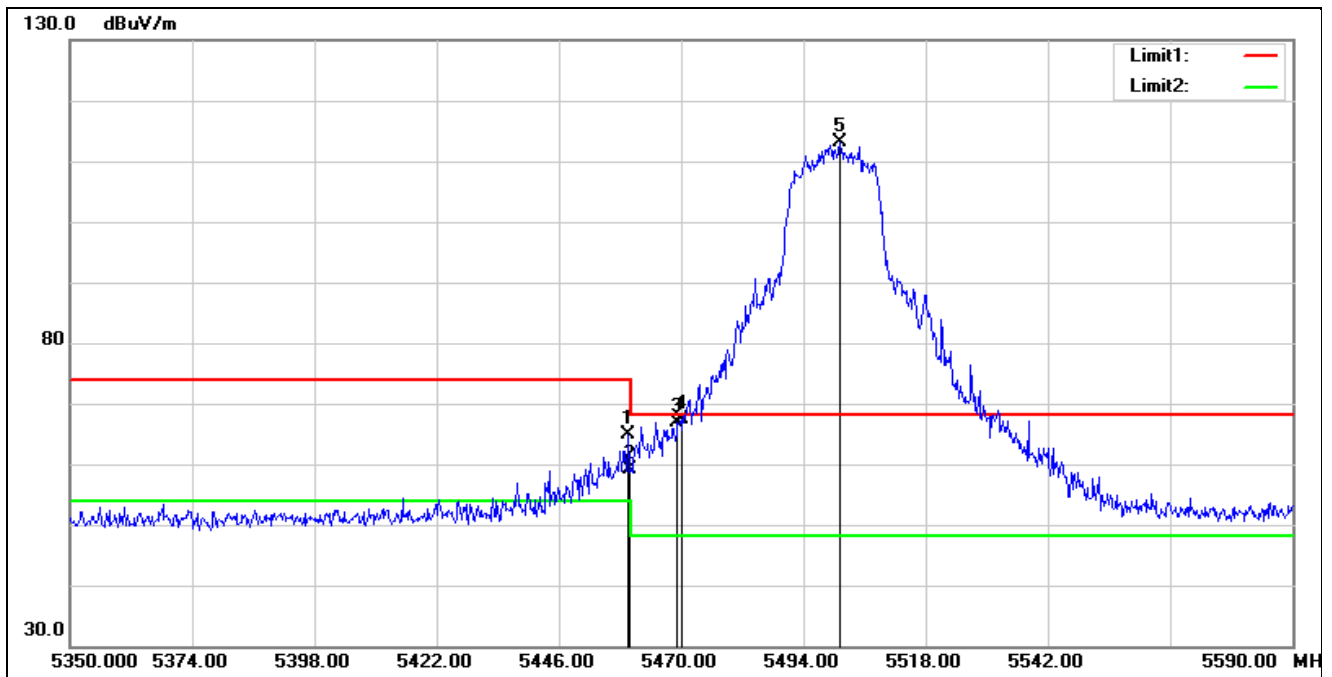
No.	Frequency (MHz)	Reading (dBuV)	Correction (dB/m)	Result (dBuV/m)	Limit (dBuV/m)	Margin (dB)	Remark
1*	5318.880	110.97	0.77	111.74	68.20	43.54	peak
2	5350.000	62.35	0.89	63.24	74.00	-10.76	peak
3	5351.280	63.72	0.90	64.62	74.00	-9.38	peak

Standard:	Part 15.407	Test Site:	966 Chamber
Polarization:	Horizontal		
Test Mode:	802.11ac VHT20 5500 MHz		
Remark:			



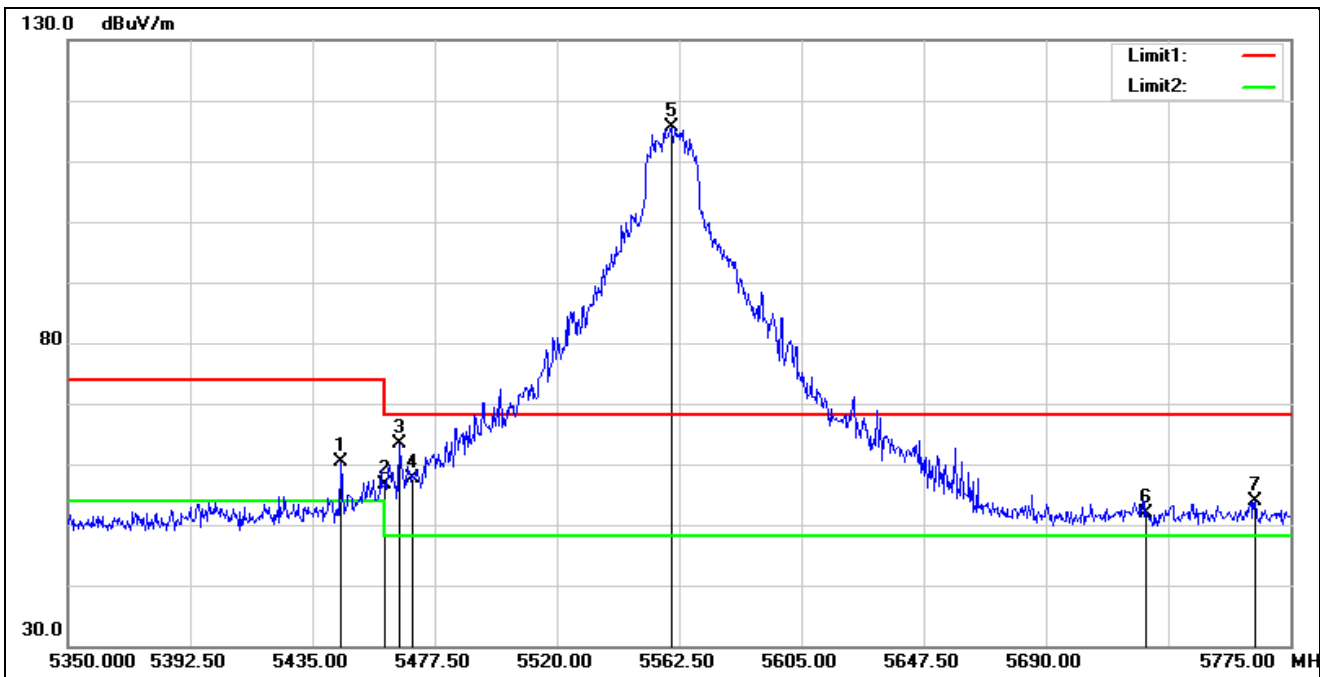
No.	Frequency (MHz)	Reading (dBuV)	Correction (dB/m)	Result (dBuV/m)	Limit (dBuV/m)	Margin (dB)	Remark
1	5458.720	61.44	1.79	63.23	74.00	-10.77	peak
2	5460.000	60.96	1.79	62.75	74.00	-11.25	peak
3	5469.280	65.49	1.80	67.29	68.20	-0.91	peak
4	5470.000	65.43	1.80	67.23	68.20	-0.97	peak
5*	5500.000	111.99	1.85	113.84	68.20	45.64	peak

Standard:	Part 15.407	Test Site:	966 Chamber
Polarization:	Vertical		
Test Mode:	802.11ac VHT20 5500 MHz		
Remark:			



No.	Frequency (MHz)	Reading (dBuV)	Correction (dB/m)	Result (dBuV/m)	Limit (dBuV/m)	Margin (dB)	Remark
1	5459.680	63.00	1.79	64.79	74.00	-9.21	peak
2	5460.000	57.33	1.79	59.12	74.00	-14.88	peak
3	5469.280	65.15	1.80	66.95	68.20	-1.25	peak
4	5470.000	65.49	1.80	67.29	68.20	-0.91	peak
5*	5501.200	111.35	1.86	113.21	68.20	45.01	peak

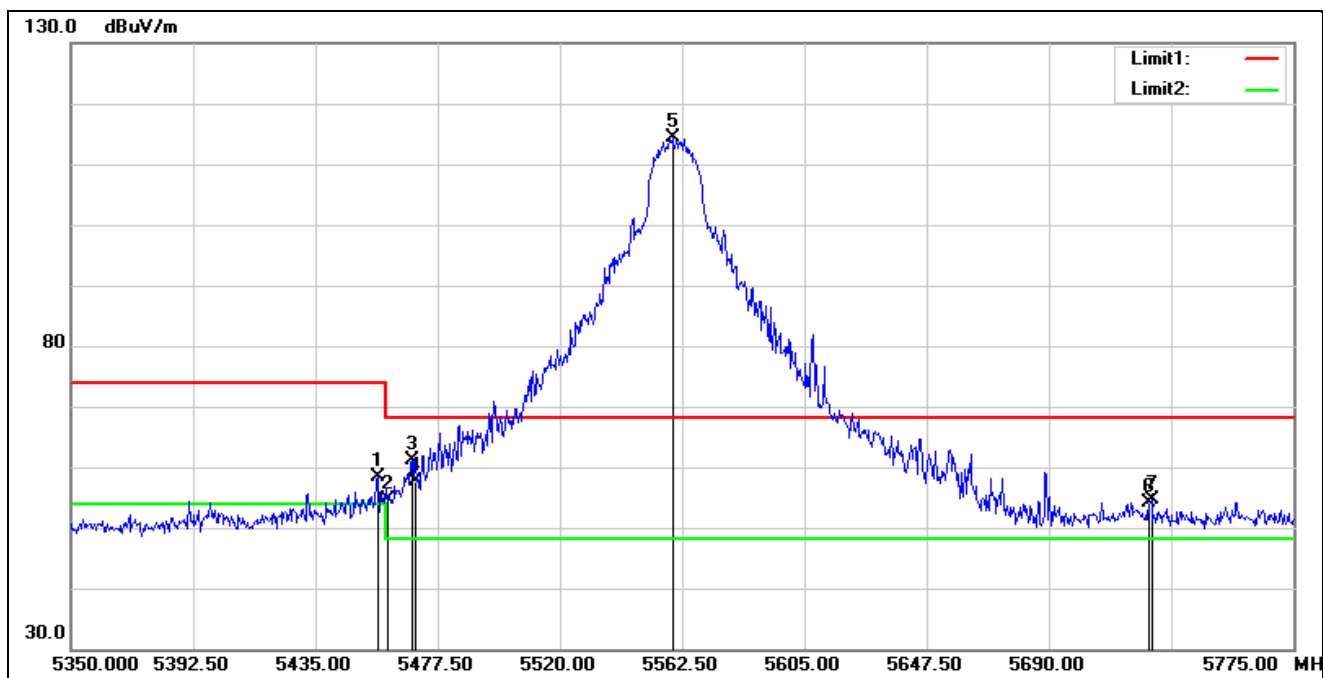
Standard:	Part 15.407	Test Site:	966 Chamber
Polarization:	Horizontal		
Test Mode:	802.11ac VHT20 5560 MHz		
Remark:			



Standard:	Part 15.407	Test Site:	966 Chamber
Polarization:	Horizontal		
Test Mode:	802.11ac VHT20 5560 MHz		
Remark:			

No.	Frequency (MHz)	Reading (dBuV)	Correction (dB/m)	Result (dBuV/m)	Limit (dBuV/m)	Margin (dB)	Remark
1	5444.775	58.73	1.72	60.45	74.00	-13.55	peak
2	5460.000	54.79	1.79	56.58	74.00	-17.42	peak
3	5465.175	61.64	1.79	63.43	68.20	-4.77	peak
4	5470.000	55.73	1.80	57.53	68.20	-10.67	peak
5*	5559.950	113.99	1.68	115.67	68.20	47.47	peak
6	5725.000	50.03	1.89	51.92	68.20	-16.28	peak
7	5762.675	51.52	2.30	53.82	68.20	-14.38	peak

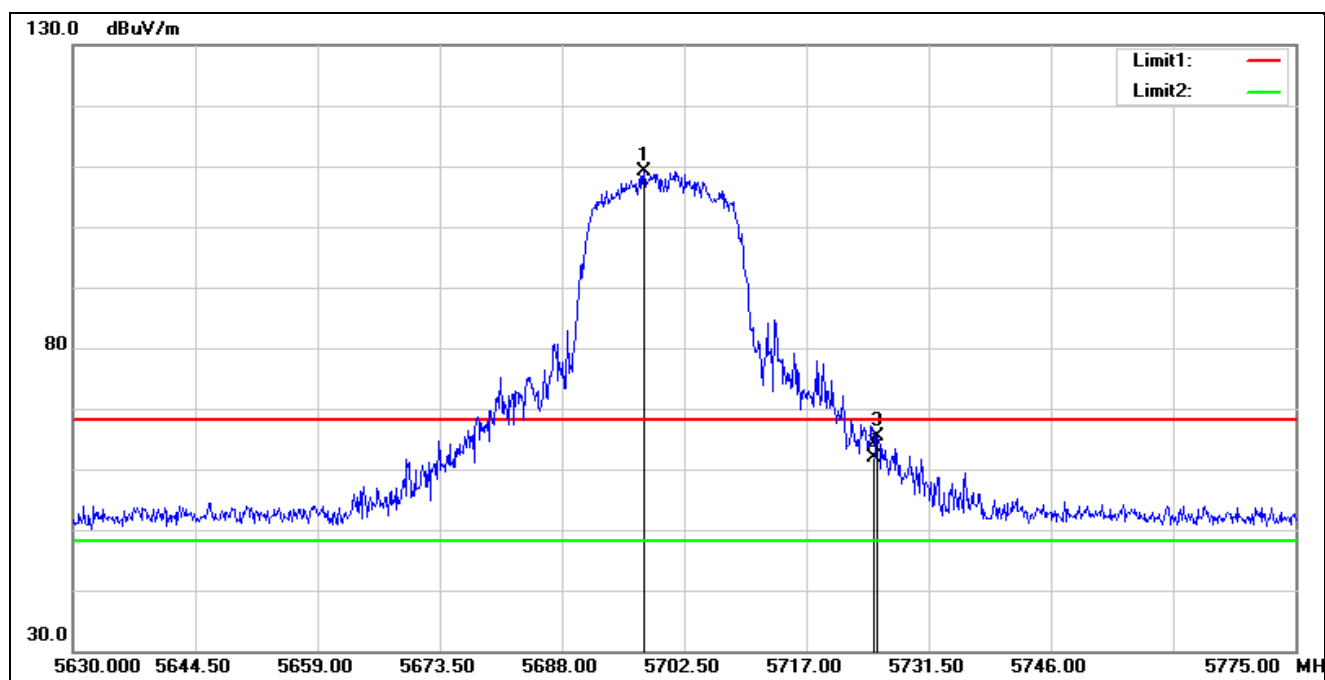
Standard:	Part 15.407	Test Site:	966 Chamber
Polarization:	Vertical		
Test Mode:	802.11ac VHT20 5560 MHz		
Remark:			



Standard:	Part 15.407	Test Site:	966 Chamber
Polarization:	Vertical		
Test Mode:	802.11ac VHT20 5560 MHz		
Remark:			

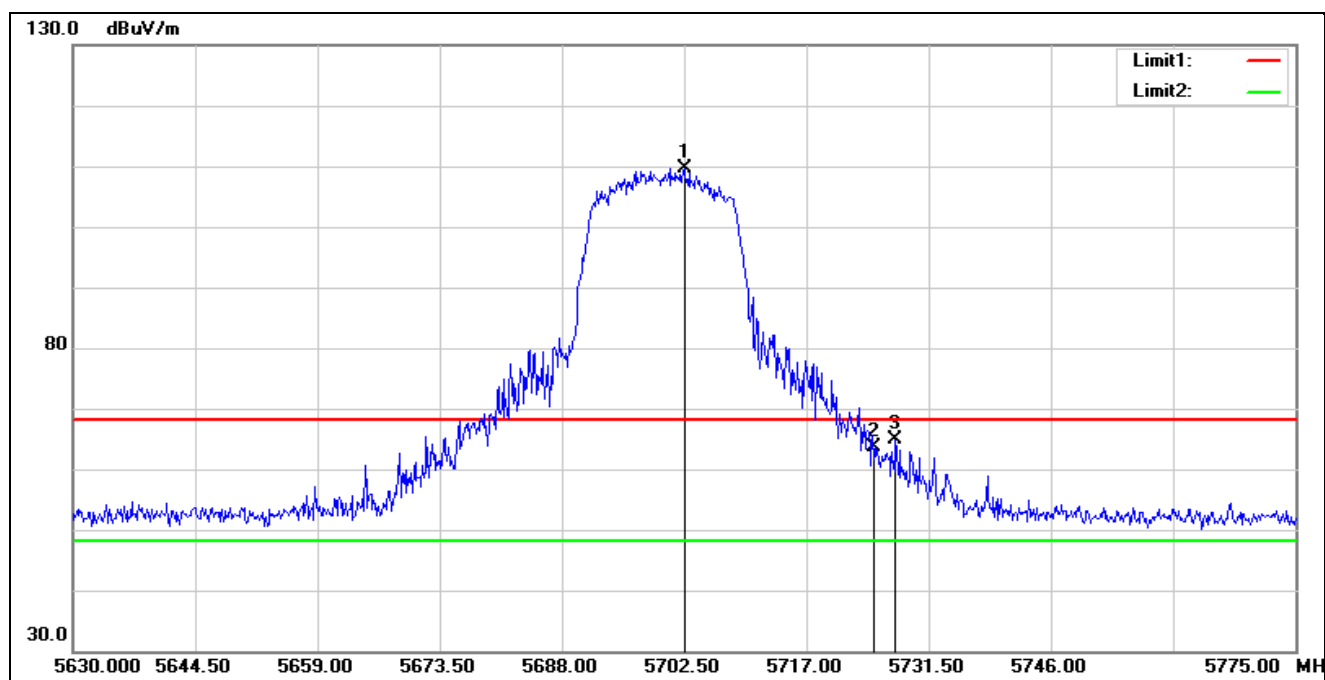
No.	Frequency (MHz)	Reading (dBuV)	Correction (dB/m)	Result (dBuV/m)	Limit (dBuV/m)	Margin (dB)	Remark
1	5456.675	56.63	1.77	58.40	74.00	-15.60	peak
2	5460.000	52.92	1.79	54.71	74.00	-19.29	peak
3	5468.575	59.21	1.80	61.01	68.20	-7.19	peak
4	5470.000	55.88	1.80	57.68	68.20	-10.52	peak
5*	5559.100	112.63	1.68	114.31	68.20	46.11	peak
6	5725.000	52.29	1.89	54.18	68.20	-14.02	peak
7	5725.700	52.65	1.91	54.56	68.20	-13.64	peak

Standard:	Part 15.407	Test Site:	966 Chamber
Polarization:	Horizontal		
Test Mode:	802.11ac VHT20 5700 MHz		
Remark:			



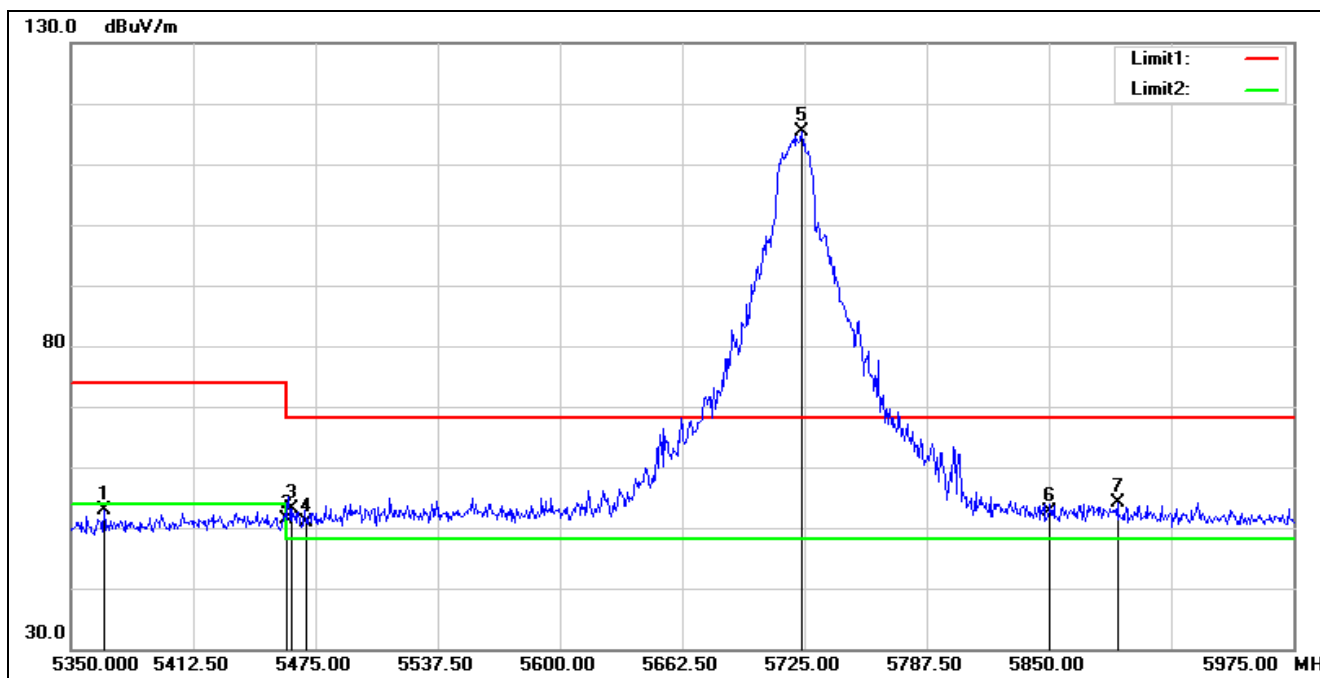
No.	Frequency (MHz)	Reading (dBuV)	Correction (dB/m)	Result (dBuV/m)	Limit (dBuV/m)	Margin (dB)	Remark
1*	5697.715	107.52	1.58	109.10	68.20	40.90	peak
2	5725.000	59.92	1.89	61.81	68.20	-6.39	peak
3	5725.410	63.57	1.90	65.47	68.20	-2.73	peak

Standard:	Part 15.407	Test Site:	966 Chamber
Polarization:	Vertical		
Test Mode:	802.11ac VHT20 5700 MHz		
Remark:			



No.	Frequency (MHz)	Reading (dBuV)	Correction (dB/m)	Result (dBuV/m)	Limit (dBuV/m)	Margin (dB)	Remark
1*	5702.500	108.08	1.61	109.69	68.20	41.49	peak
2	5725.000	61.67	1.89	63.56	68.20	-4.64	peak
3	5727.585	63.07	1.93	65.00	68.20	-3.20	peak

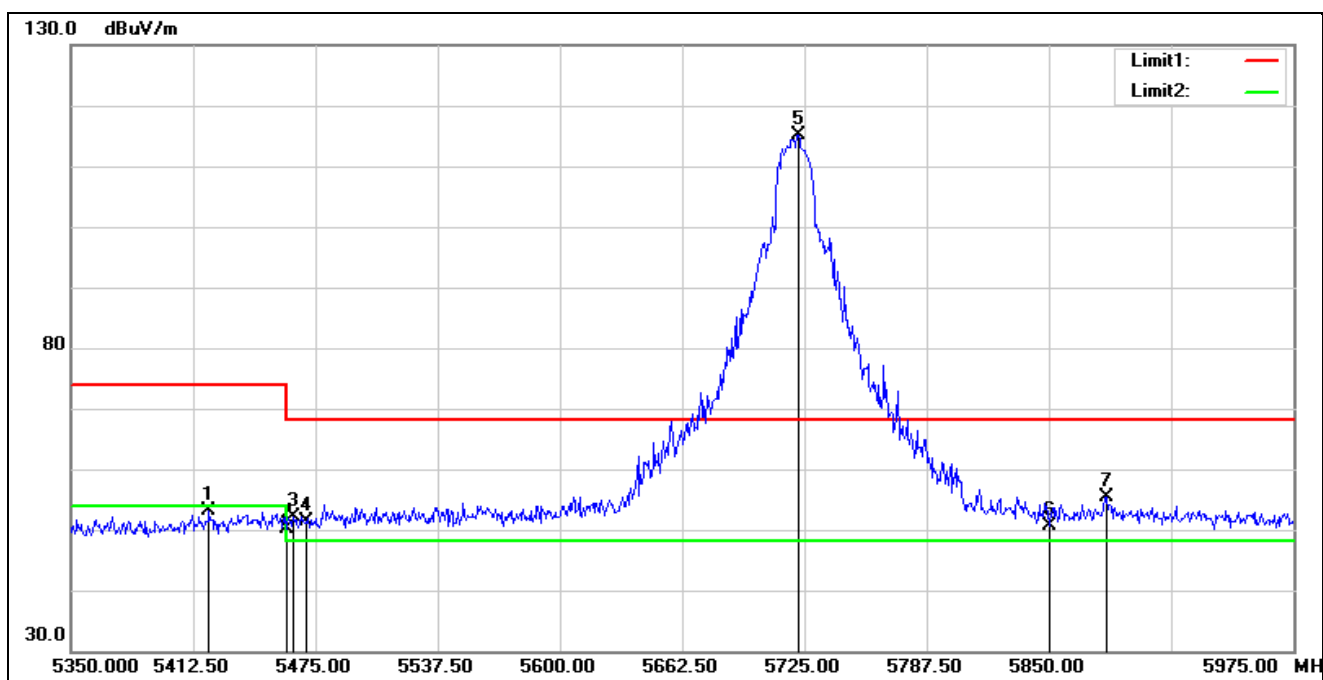
Standard:	Part 15.407	Test Site:	966 Chamber
Polarization:	Horizontal		
Test Mode:	802.11ac VHT20 5720 MHz		
Remark:			



Standard:	Part 15.407	Test Site:	966 Chamber
Polarization:	Horizontal		
Test Mode:	802.11ac VHT20 5720 MHz		
Remark:			

No.	Frequency (MHz)	Reading (dBuV)	Correction (dB/m)	Result (dBuV/m)	Limit (dBuV/m)	Margin (dB)	Remark
1	5366.875	51.86	1.02	52.88	74.00	-21.12	peak
2	5460.000	49.66	1.79	51.45	74.00	-22.55	peak
3	5463.125	51.41	1.79	53.20	68.20	-15.00	peak
4	5470.000	49.13	1.80	50.93	68.20	-17.27	peak
5*	5723.750	113.60	1.88	115.48	68.20	47.28	peak
6	5850.000	49.98	2.57	52.55	68.20	-15.65	peak
7	5885.000	51.55	2.67	54.22	68.20	-13.98	peak

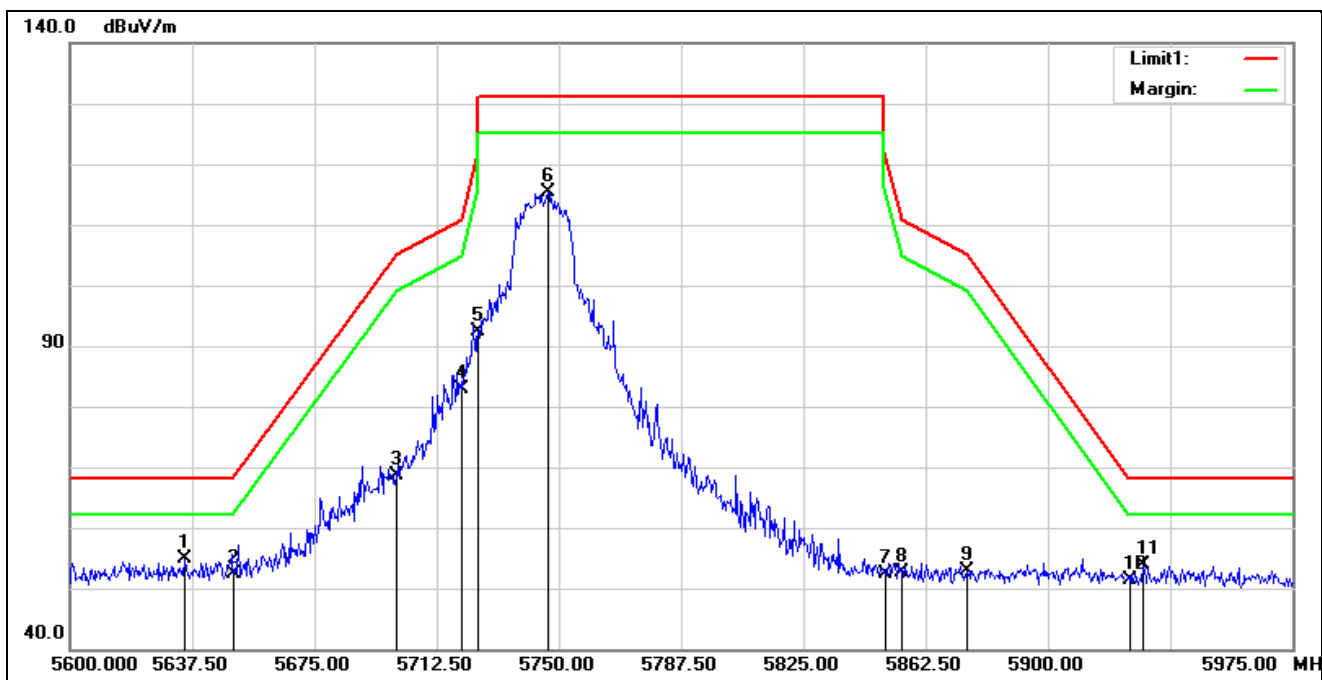
Standard:	Part 15.407	Test Site:	966 Chamber
Polarization:	Vertical		
Test Mode:	802.11ac VHT20 5720 MHz		
Remark:			



Standard:	Part 15.407	Test Site:	966 Chamber
Polarization:	Vertical		
Test Mode:	802.11ac VHT20 5720 MHz		
Remark:			

No.	Frequency (MHz)	Reading (dBuV)	Correction (dB/m)	Result (dBuV/m)	Limit (dBuV/m)	Margin (dB)	Remark
1	5420.625	51.73	1.47	53.20	74.00	-20.80	peak
2	5460.000	48.27	1.79	50.06	74.00	-23.94	peak
3	5463.750	50.42	1.79	52.21	68.20	-15.99	peak
4	5470.000	49.59	1.80	51.39	68.20	-16.81	peak
5*	5721.875	113.25	1.85	115.10	68.20	46.90	peak
6	5850.000	48.10	2.57	50.67	68.20	-17.53	peak
7	5879.375	52.85	2.65	55.50	68.20	-12.70	peak

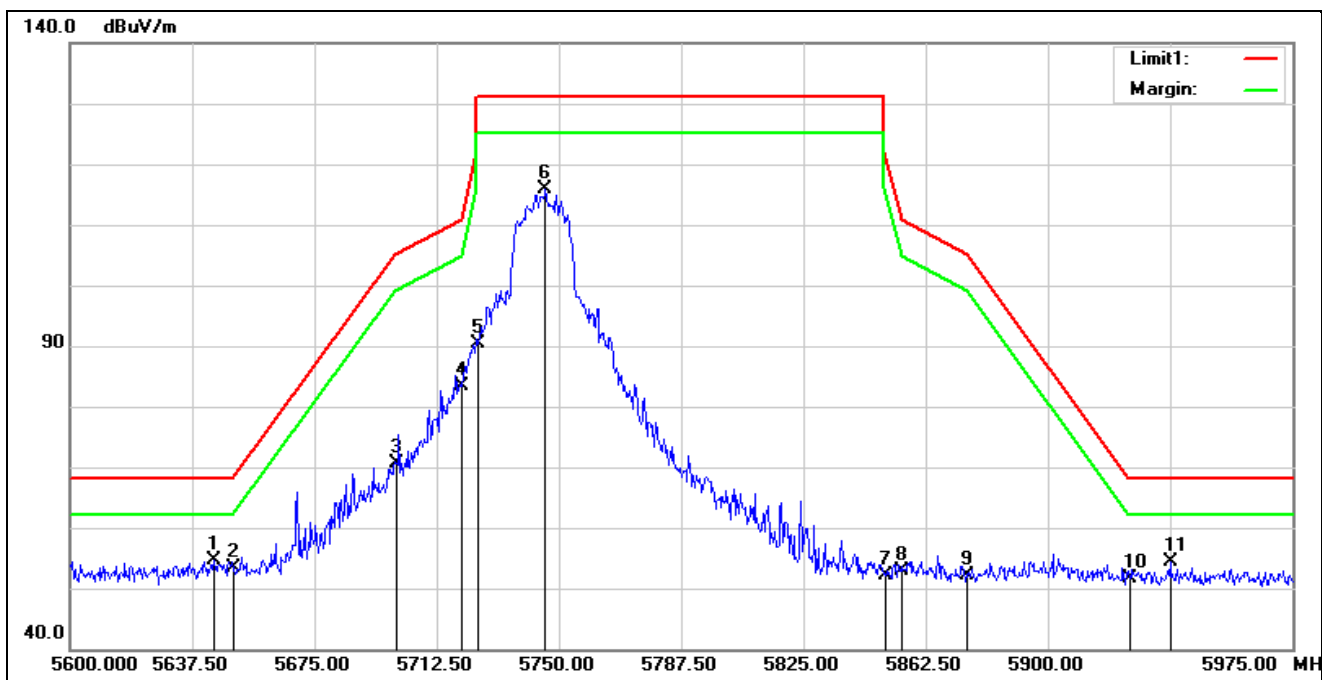
Standard:	Part 15.407	Test Site:	966 Chamber
Polarization:	Horizontal		
Test Mode:	802.11ac VHT20 5745 MHz		
Remark:			



Standard:	Part 15.407	Test Site:	966 Chamber
Polarization:	Horizontal		
Test Mode:	802.11ac VHT20 5745 MHz		
Remark:			

No.	Frequency (MHz)	Reading (dBuV)	Correction (dB/m)	Result (dBuV/m)	Limit (dBuV/m)	Margin (dB)	Remark
1*	5635.250	53.23	1.64	54.87	68.20	-13.33	peak
2	5650.000	50.75	1.65	52.40	68.20	-15.80	peak
3	5700.000	66.97	1.58	68.55	105.20	-36.65	peak
4	5720.000	81.08	1.83	82.91	110.80	-27.89	peak
5	5725.000	90.43	1.89	92.32	122.20	-29.88	peak
6	5746.625	113.22	2.17	115.39	131.20	-15.81	peak
7	5850.000	49.90	2.57	52.47	122.20	-69.73	peak
8	5855.000	49.95	2.59	52.54	110.80	-58.26	peak
9	5875.000	50.14	2.64	52.78	105.20	-52.42	peak
10	5925.000	48.74	2.58	51.32	68.20	-16.88	peak
11	5929.250	51.37	2.55	53.92	68.20	-14.28	peak

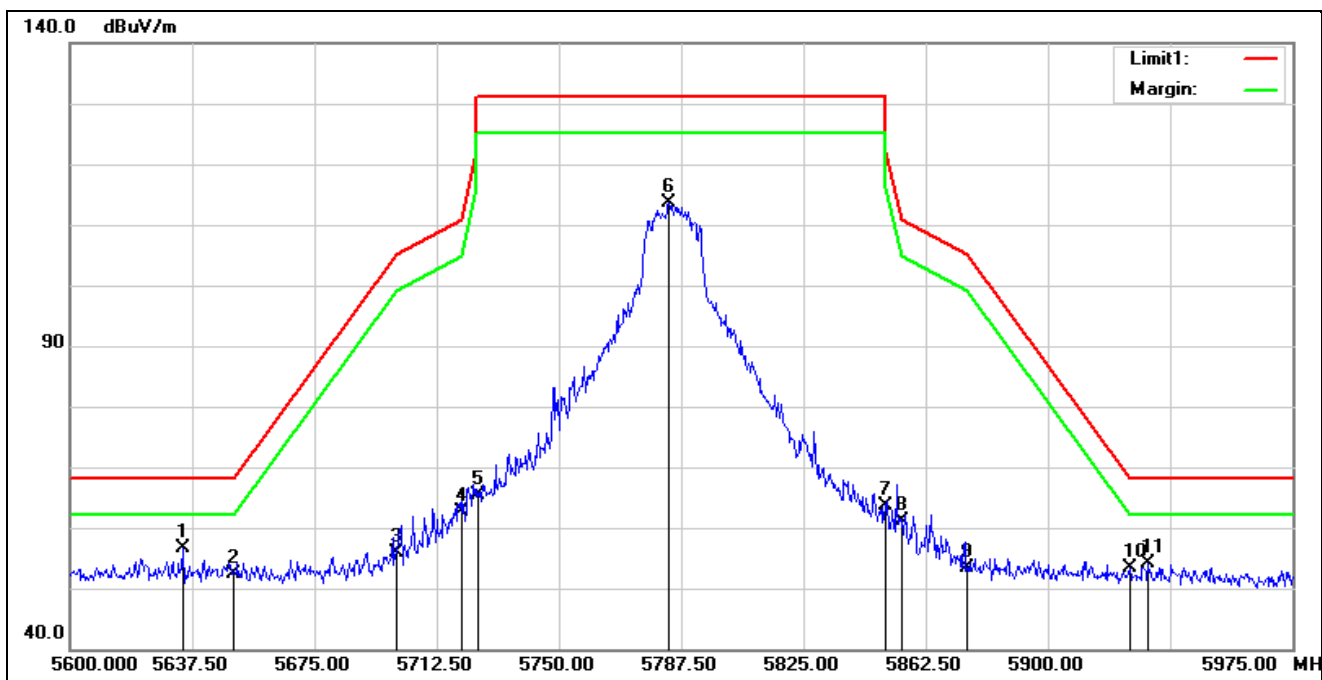
Standard:	Part 15.407	Test Site:	966 Chamber
Polarization:	Vertical		
Test Mode:	802.11ac VHT20 5745 MHz		
Remark:			



Standard:	Part 15.407	Test Site:	966 Chamber
Polarization:	Vertical		
Test Mode:	802.11ac VHT20 5745 MHz		
Remark:			

No.	Frequency (MHz)	Reading (dBuV)	Correction (dB/m)	Result (dBuV/m)	Limit (dBuV/m)	Margin (dB)	Remark
1*	5644.250	53.09	1.65	54.74	68.20	-13.46	peak
2	5650.000	51.72	1.65	53.37	68.20	-14.83	peak
3	5700.000	69.02	1.58	70.60	105.20	-34.60	peak
4	5720.000	81.47	1.83	83.30	110.80	-27.50	peak
5	5725.000	88.58	1.89	90.47	122.20	-31.73	peak
6	5745.875	113.64	2.16	115.80	131.20	-15.40	peak
7	5850.000	49.68	2.57	52.25	122.20	-69.95	peak
8	5855.000	50.17	2.59	52.76	110.80	-58.04	peak
9	5875.000	49.53	2.64	52.17	105.20	-53.03	peak
10	5925.000	48.96	2.58	51.54	68.20	-16.66	peak
11	5937.500	51.80	2.51	54.31	68.20	-13.89	peak

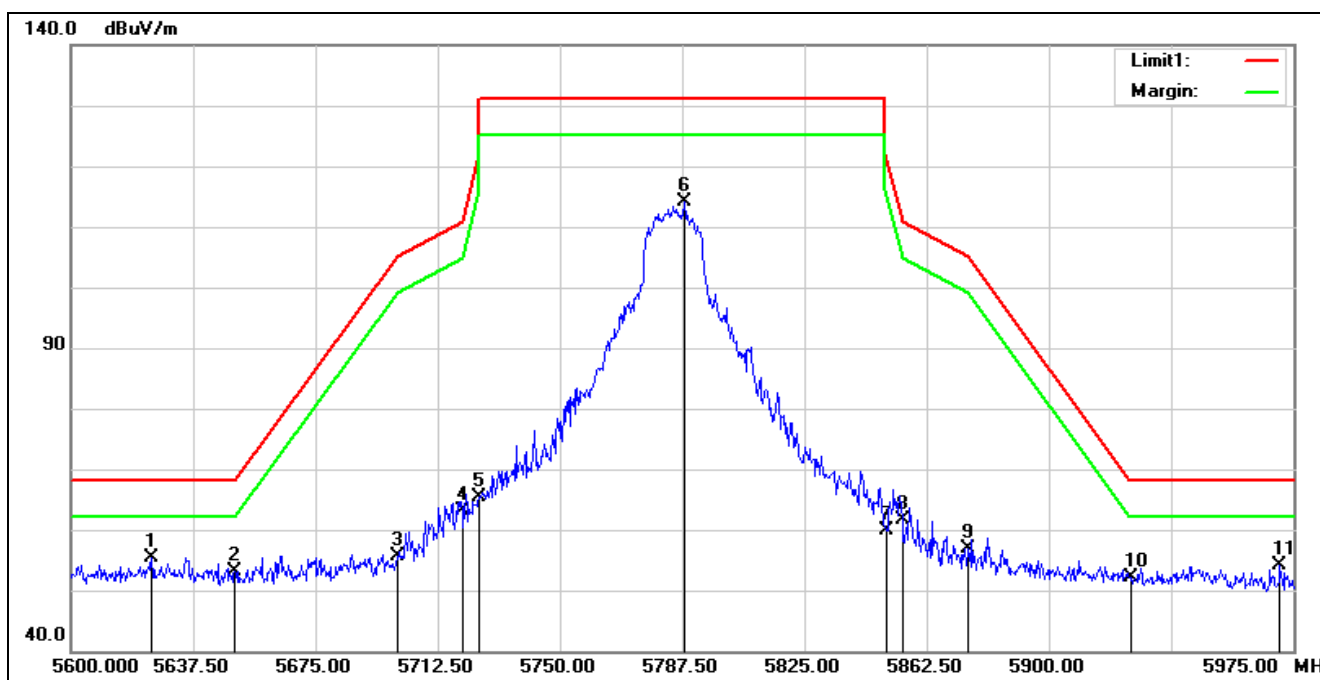
Standard:	Part 15.407	Test Site:	966 Chamber
Polarization:	Horizontal		
Test Mode:	802.11ac VHT20 5785 MHz		
Remark:			



Standard:	Part 15.407	Test Site:	966 Chamber
Polarization:	Horizontal		
Test Mode:	802.11ac VHT20 5785 MHz		
Remark:			

No.	Frequency (MHz)	Reading (dBuV)	Correction (dB/m)	Result (dBuV/m)	Limit (dBuV/m)	Margin (dB)	Remark
1*	5634.500	55.00	1.64	56.64	68.20	-11.56	peak
2	5650.000	50.83	1.65	52.48	68.20	-15.72	peak
3	5700.000	54.37	1.58	55.95	105.20	-49.25	peak
4	5720.000	60.84	1.83	62.67	110.80	-48.13	peak
5	5725.000	63.43	1.89	65.32	122.20	-56.88	peak
6	5783.750	111.22	2.44	113.66	131.20	-17.54	peak
7	5850.000	60.95	2.57	63.52	122.20	-58.68	peak
8	5855.000	58.48	2.59	61.07	110.80	-49.73	peak
9	5875.000	50.71	2.64	53.35	105.20	-51.85	peak
10	5925.000	50.70	2.58	53.28	68.20	-14.92	peak
11	5930.750	51.50	2.55	54.05	68.20	-14.15	peak

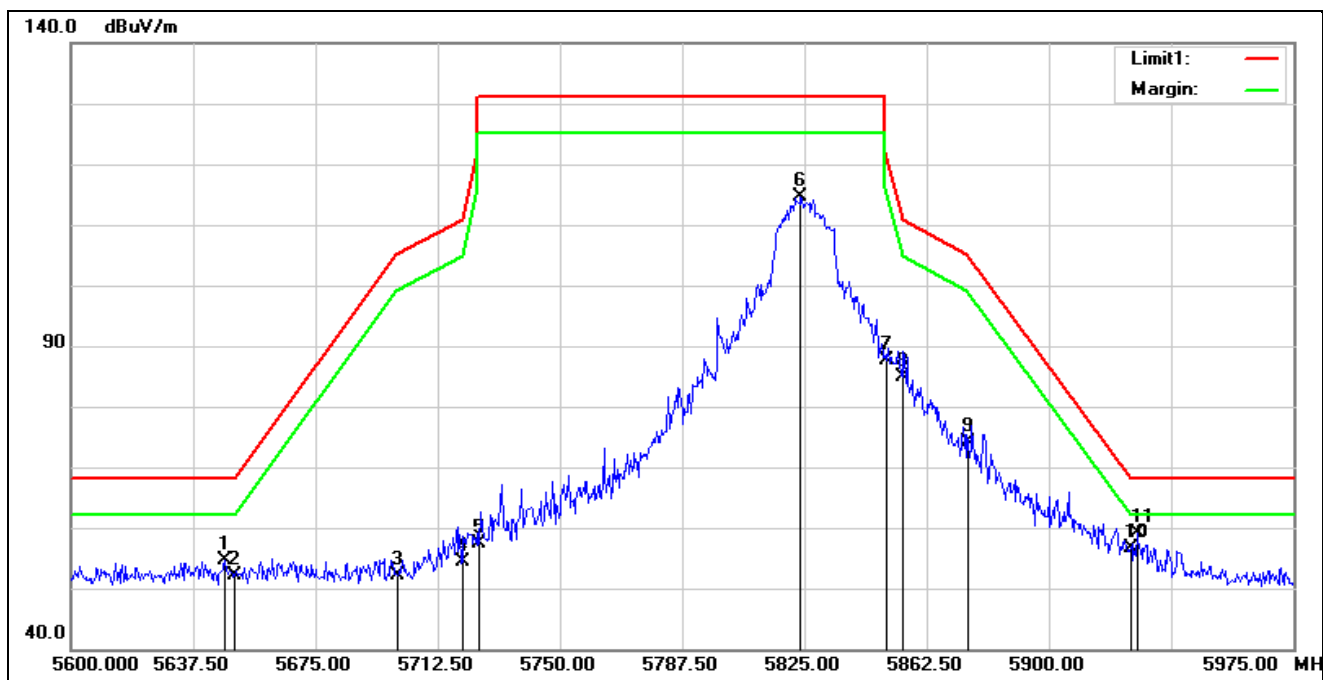
Standard:	Part 15.407	Test Site:	966 Chamber
Polarization:	Vertical		
Test Mode:	802.11ac VHT20 5785 MHz		
Remark:			



Standard:	Part 15.407	Test Site:	966 Chamber
Polarization:	Vertical		
Test Mode:	802.11ac VHT20 5785 MHz		
Remark:			

No.	Frequency (MHz)	Reading (dBuV)	Correction (dB/m)	Result (dBuV/m)	Limit (dBuV/m)	Margin (dB)	Remark
1*	5624.750	53.78	1.63	55.41	68.20	-12.79	peak
2	5650.000	51.39	1.65	53.04	68.20	-15.16	peak
3	5700.000	54.01	1.58	55.59	105.20	-49.61	peak
4	5720.000	61.23	1.83	63.06	110.80	-47.74	peak
5	5725.000	63.58	1.89	65.47	122.20	-56.73	peak
6	5788.250	111.54	2.47	114.01	131.20	-17.19	peak
7	5850.000	57.37	2.57	59.94	122.20	-62.26	peak
8	5855.000	59.02	2.59	61.61	110.80	-49.19	peak
9	5875.000	54.16	2.64	56.80	105.20	-48.40	peak
10	5925.000	49.43	2.58	52.01	68.20	-16.19	peak
11	5970.875	51.60	2.49	54.09	68.20	-14.11	peak

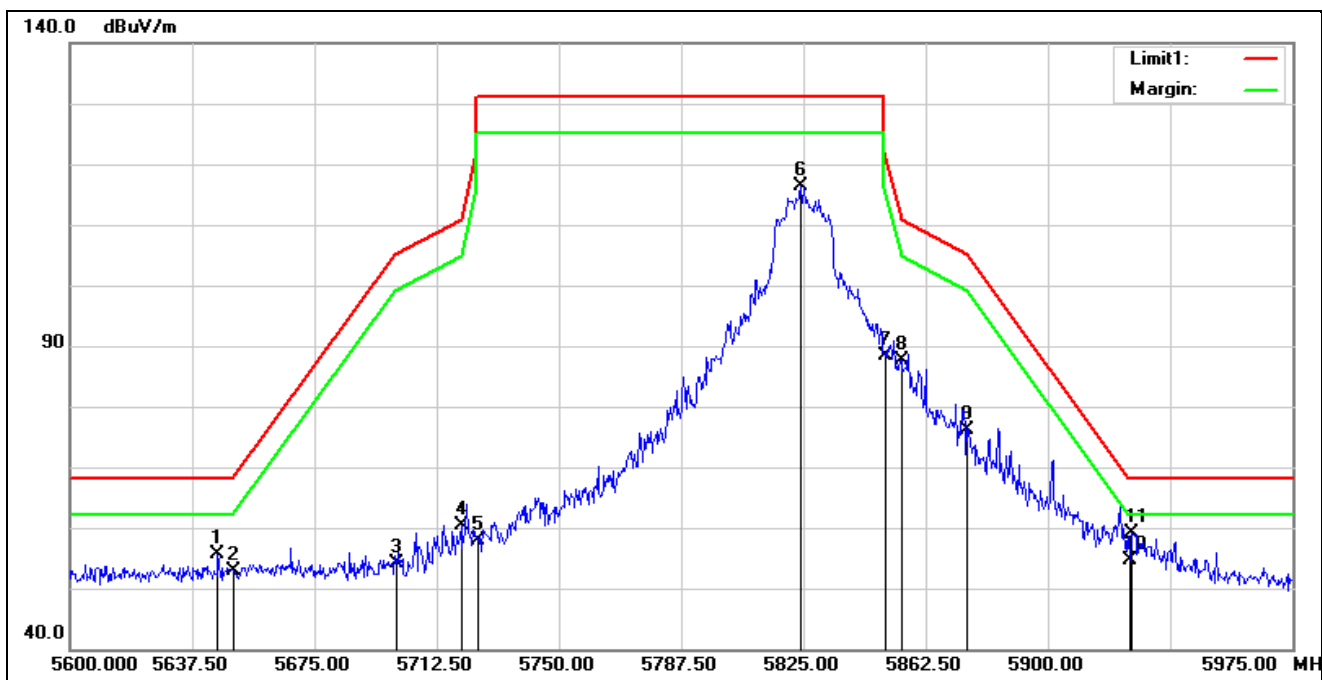
Standard:	Part 15.407	Test Site:	966 Chamber
Polarization:	Horizontal		
Test Mode:	802.11ac VHT20 5825 MHz		
Remark:			



Standard:	Part 15.407	Test Site:	966 Chamber
Polarization:	Horizontal		
Test Mode:	802.11ac VHT20 5825 MHz		
Remark:			

No.	Frequency (MHz)	Reading (dBuV)	Correction (dB/m)	Result (dBuV/m)	Limit (dBuV/m)	Margin (dB)	Remark
1	5647.250	53.10	1.65	54.75	68.20	-13.45	peak
2	5650.000	50.53	1.65	52.18	68.20	-16.02	peak
3	5700.000	50.58	1.58	52.16	105.20	-53.04	peak
4	5720.000	52.47	1.83	54.30	110.80	-56.50	peak
5	5725.000	55.46	1.89	57.35	122.20	-64.85	peak
6	5823.875	112.17	2.55	114.72	131.20	-16.48	peak
7	5850.000	84.97	2.57	87.54	122.20	-34.66	peak
8	5855.000	82.39	2.59	84.98	110.80	-25.82	peak
9	5875.000	71.38	2.64	74.02	105.20	-31.18	peak
10	5925.000	53.98	2.58	56.56	68.20	-11.64	peak
11*	5927.000	56.60	2.57	59.17	68.20	-9.03	peak

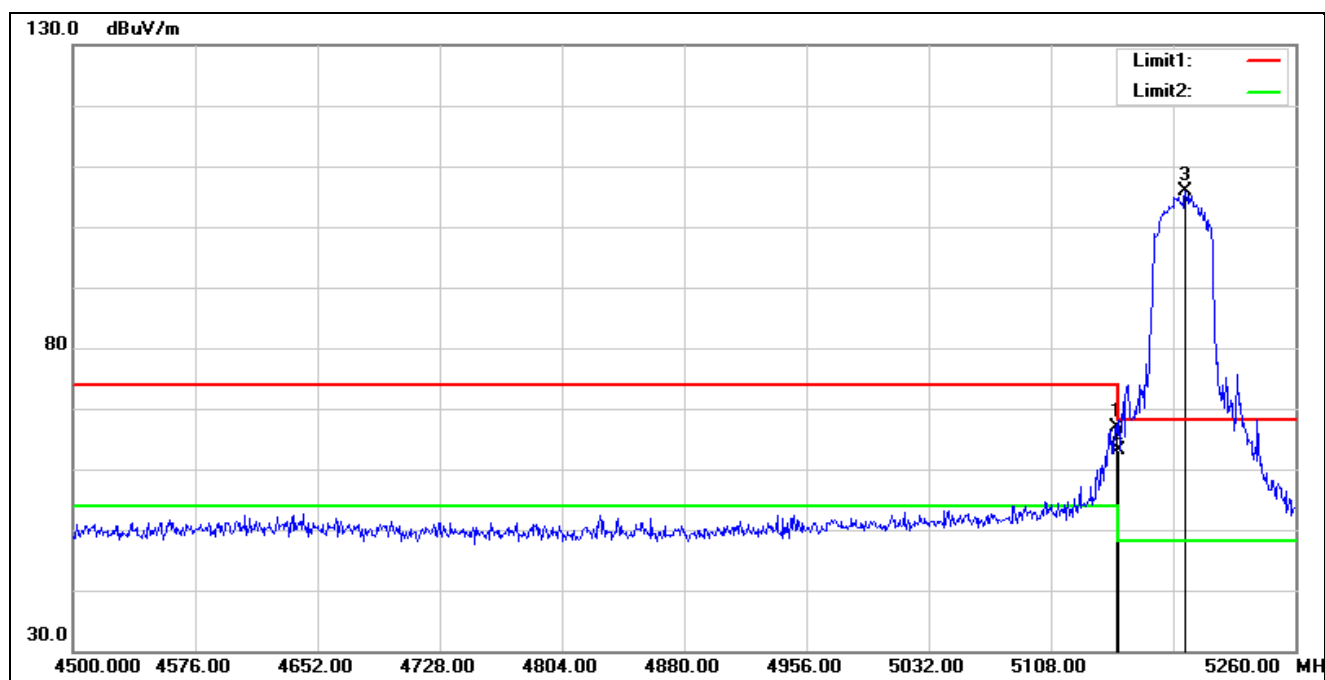
Standard:	Part 15.407	Test Site:	966 Chamber
Polarization:	Vertical		
Test Mode:	802.11ac VHT20 5825 MHz		
Remark:			



Standard:	Part 15.407	Test Site:	966 Chamber
Polarization:	Vertical		
Test Mode:	802.11ac VHT20 5825 MHz		
Remark:			

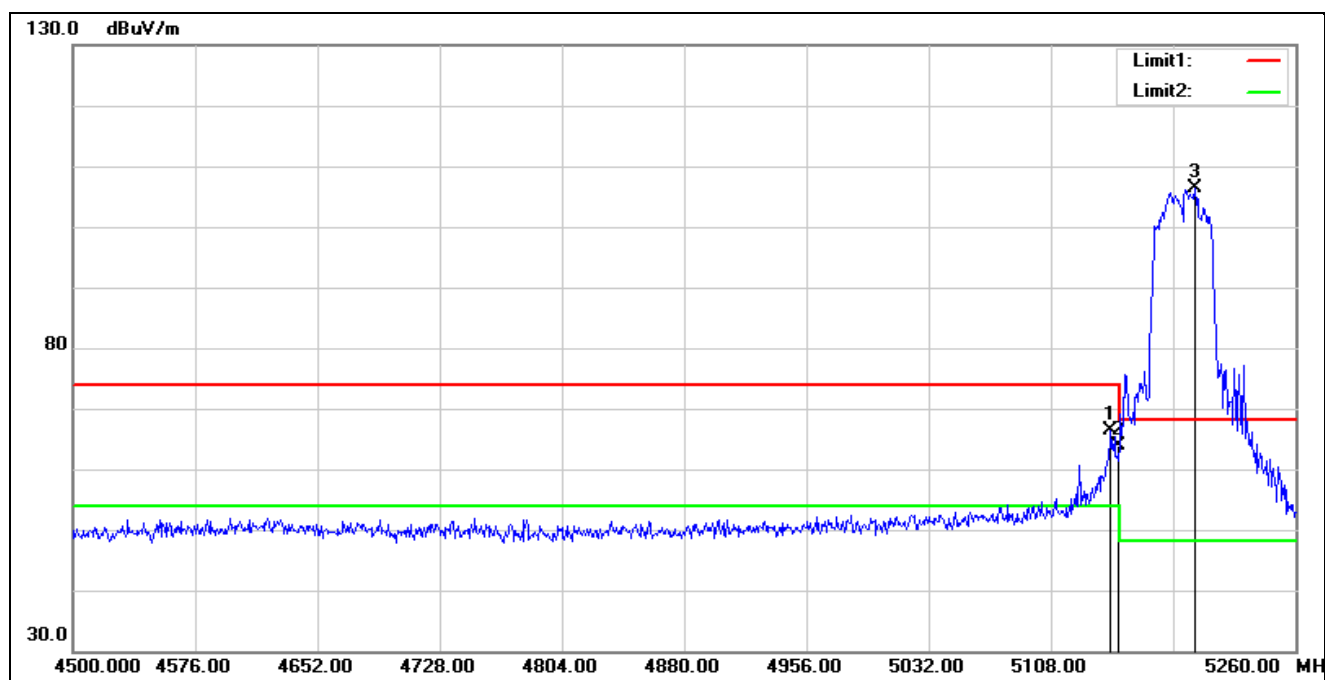
No.	Frequency (MHz)	Reading (dBuV)	Correction (dB/m)	Result (dBuV/m)	Limit (dBuV/m)	Margin (dB)	Remark
1	5645.375	53.89	1.65	55.54	68.20	-12.66	peak
2	5650.000	51.31	1.65	52.96	68.20	-15.24	peak
3	5700.000	52.46	1.58	54.04	105.20	-51.16	peak
4	5720.000	58.53	1.83	60.36	110.80	-50.44	peak
5	5725.000	55.90	1.89	57.79	122.20	-64.41	peak
6	5824.250	113.83	2.56	116.39	131.20	-14.81	peak
7	5850.000	85.90	2.57	88.47	122.20	-33.73	peak
8	5855.000	85.07	2.59	87.66	110.80	-23.14	peak
9	5875.000	73.47	2.64	76.11	105.20	-29.09	peak
10	5925.000	52.03	2.58	54.61	68.20	-13.59	peak
11*	5925.875	56.59	2.57	59.16	68.20	-9.04	peak

Standard:	Part 15.407	Test Site:	966 Chamber
Polarization:	Horizontal		
Test Mode:	802.11ac VHT40 5190 MHz		
Remark:			



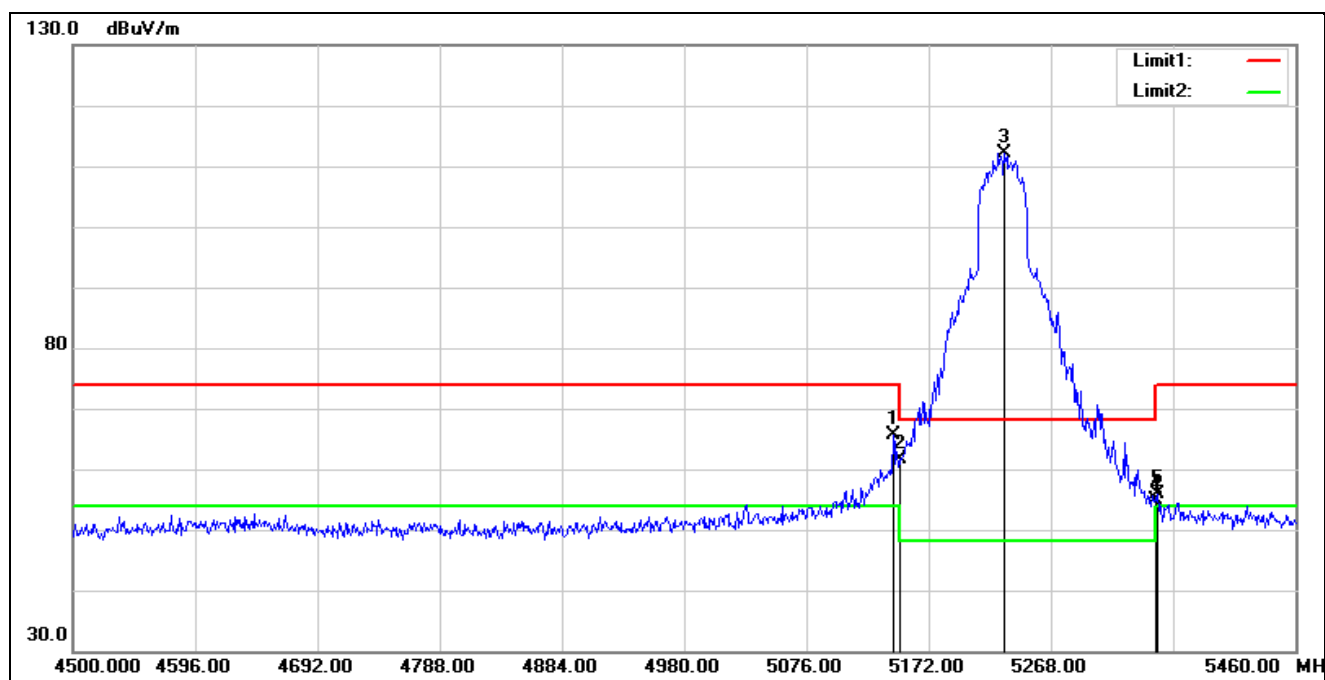
No.	Frequency (MHz)	Reading (dBuV)	Correction (dB/m)	Result (dBuV/m)	Limit (dBuV/m)	Margin (dB)	Remark
1	5149.040	65.86	1.13	66.99	74.00	-7.01	peak
2	5150.000	61.97	1.13	63.10	74.00	-10.90	peak
3*	5191.600	104.96	0.88	105.84	68.20	37.64	peak

Standard:	Part 15.407	Test Site:	966 Chamber
Polarization:	Vertical		
Test Mode:	802.11ac VHT40 5190 MHz		
Remark:			



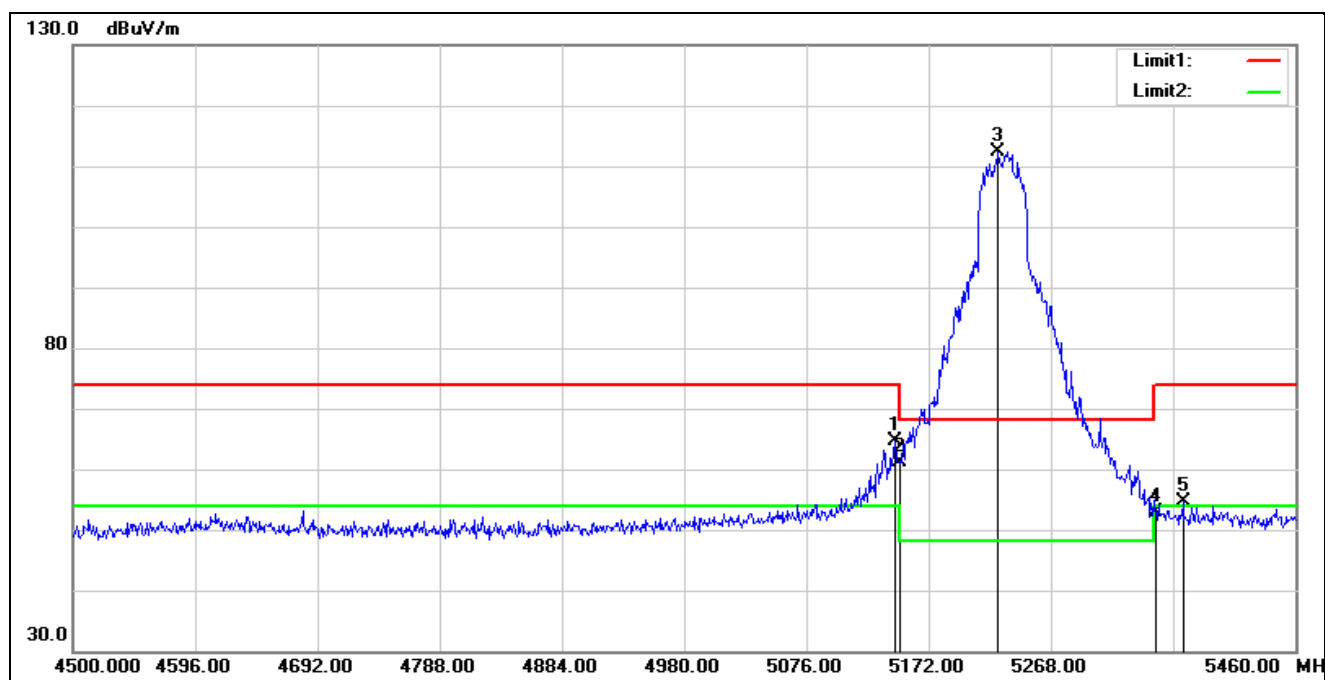
No.	Frequency (MHz)	Reading (dBuV)	Correction (dB/m)	Result (dBuV/m)	Limit (dBuV/m)	Margin (dB)	Remark
1	5145.240	65.19	1.13	66.32	74.00	-7.68	peak
2	5150.000	62.67	1.13	63.80	74.00	-10.20	peak
3*	5197.680	105.52	0.83	106.35	68.20	38.15	peak

Standard:	Part 15.407	Test Site:	966 Chamber
Polarization:	Horizontal		
Test Mode:	802.11ac VHT40 5230 MHz		
Remark:			



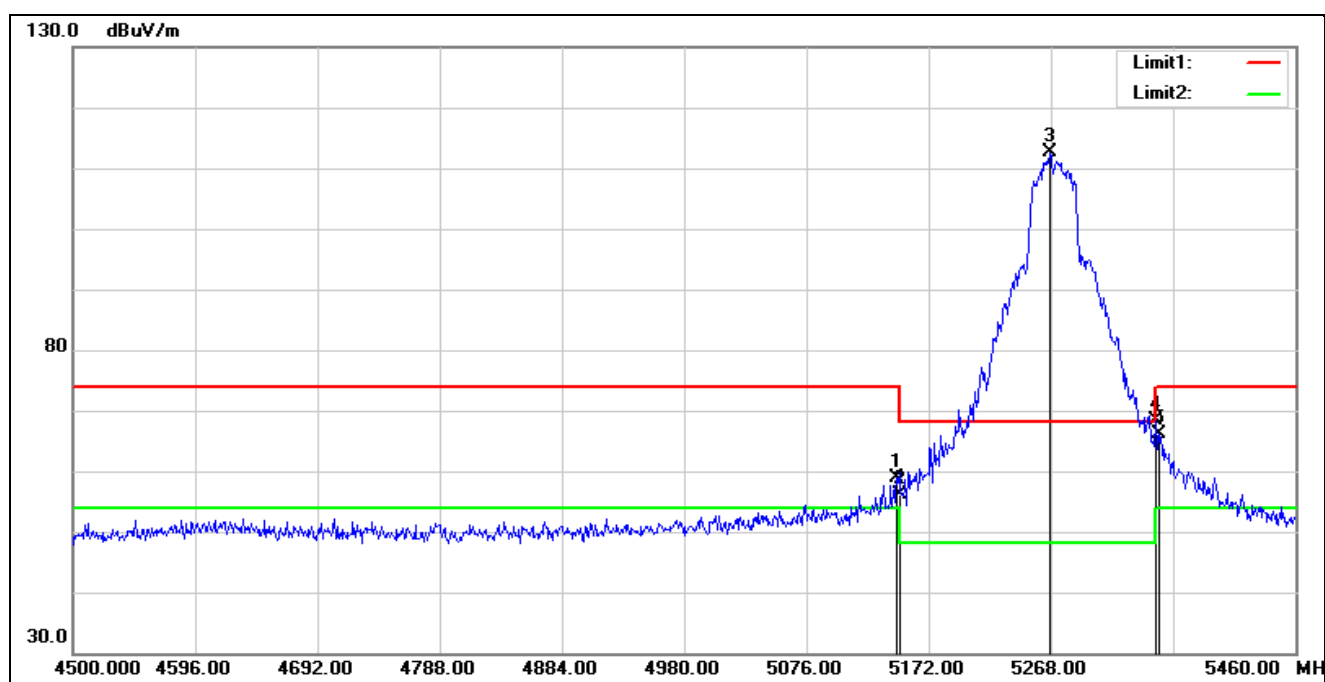
No.	Frequency (MHz)	Reading (dBuV)	Correction (dB/m)	Result (dBuV/m)	Limit (dBuV/m)	Margin (dB)	Remark
1	5144.160	64.61	1.13	65.74	74.00	-8.26	peak
2	5150.000	60.47	1.13	61.60	74.00	-12.40	peak
3*	5231.520	111.33	0.81	112.14	68.20	43.94	peak
4	5350.000	54.11	0.89	55.00	74.00	-19.00	peak
5	5351.520	54.87	0.90	55.77	74.00	-18.23	peak

Standard:	Part 15.407	Test Site:	966 Chamber
Polarization:	Vertical		
Test Mode:	802.11ac VHT40 5230 MHz		
Remark:			



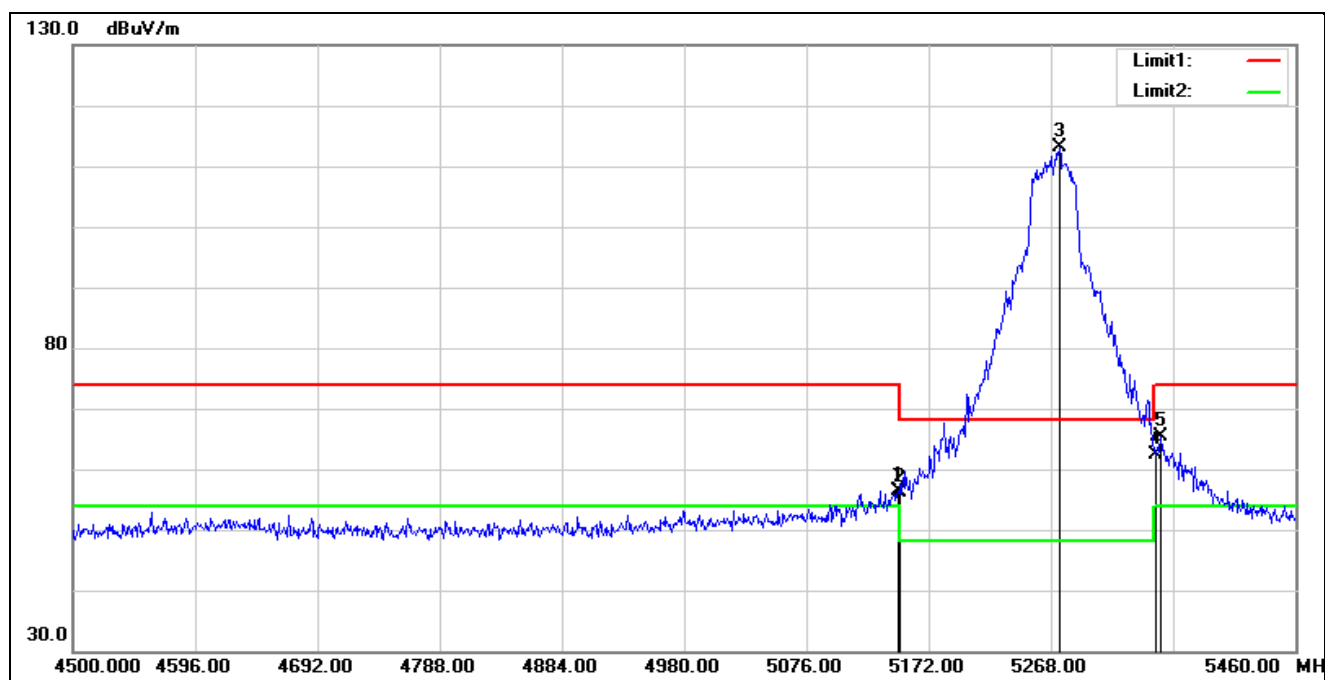
No.	Frequency (MHz)	Reading (dBuV)	Correction (dB/m)	Result (dBuV/m)	Limit (dBuV/m)	Margin (dB)	Remark
1	5146.080	63.53	1.13	64.66	74.00	-9.34	peak
2	5150.000	59.89	1.13	61.02	74.00	-12.98	peak
3*	5226.720	111.69	0.81	112.50	68.20	44.30	peak
4	5350.000	51.94	0.89	52.83	74.00	-21.17	peak
5	5371.680	53.52	1.05	54.57	74.00	-19.43	peak

Standard:	Part 15.407	Test Site:	966 Chamber
Polarization:	Horizontal		
Test Mode:	802.11ac VHT40 5270 MHz		
Remark:			



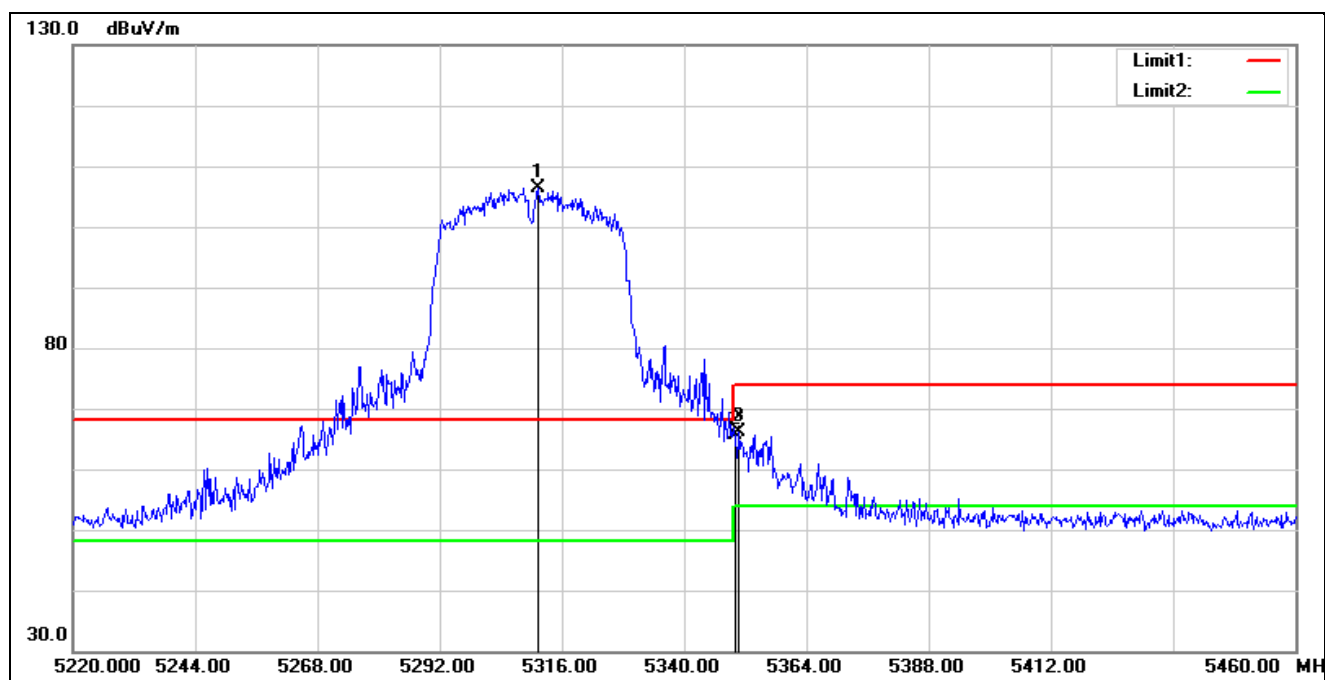
No.	Frequency (MHz)	Reading (dBuV)	Correction (dB/m)	Result (dBuV/m)	Limit (dBuV/m)	Margin (dB)	Remark
1	5147.040	57.69	1.13	58.82	74.00	-15.18	peak
2	5150.000	55.09	1.13	56.22	74.00	-17.78	peak
3*	5267.040	111.76	0.77	112.53	68.20	44.33	peak
4	5350.000	67.37	0.89	68.26	74.00	-5.74	peak
5	5352.480	65.26	0.90	66.16	74.00	-7.84	peak

Standard:	Part 15.407	Test Site:	966 Chamber
Polarization:	Vertical		
Test Mode:	802.11ac VHT40 5270 MHz		
Remark:			



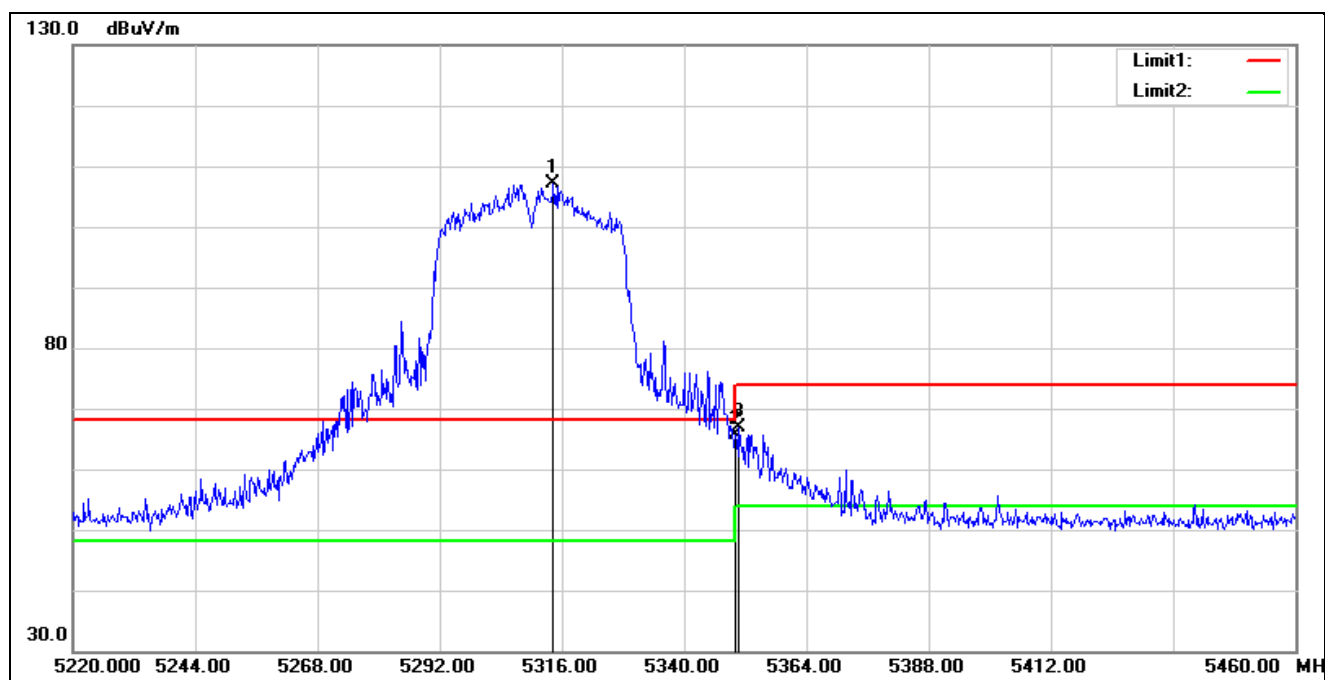
No.	Frequency (MHz)	Reading (dBuV)	Correction (dB/m)	Result (dBuV/m)	Limit (dBuV/m)	Margin (dB)	Remark
1	5148.000	55.36	1.13	56.49	74.00	-17.51	peak
2	5150.000	55.03	1.13	56.16	74.00	-17.84	peak
3*	5274.720	112.42	0.76	113.18	68.20	44.98	peak
4	5350.000	61.58	0.89	62.47	74.00	-11.53	peak
5	5354.400	64.44	0.92	65.36	74.00	-8.64	peak

Standard:	Part 15.407	Test Site:	966 Chamber
Polarization:	Horizontal		
Test Mode:	802.11ac VHT40 5310 MHz		
Remark:			



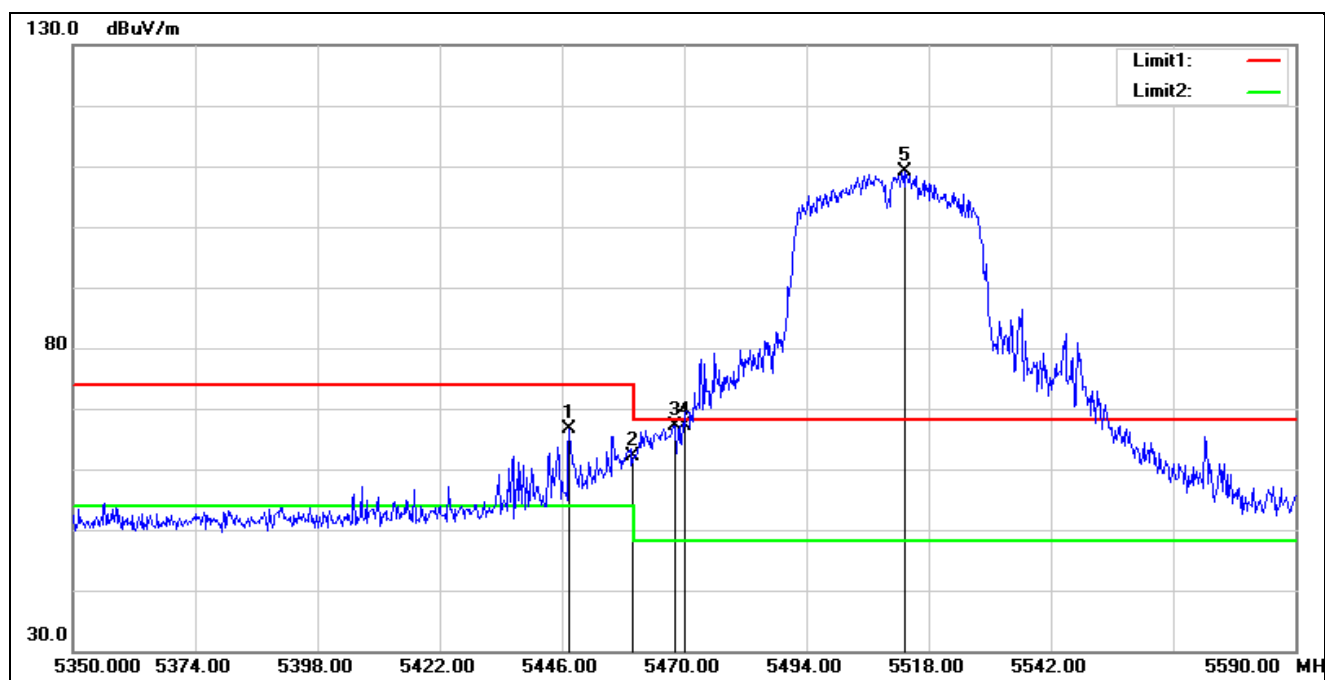
No.	Frequency (MHz)	Reading (dBuV)	Correction (dB/m)	Result (dBuV/m)	Limit (dBuV/m)	Margin (dB)	Remark
1*	5311.440	105.76	0.74	106.50	68.20	38.30	peak
2	5350.000	64.68	0.89	65.57	74.00	-8.43	peak
3	5350.800	65.23	0.89	66.12	74.00	-7.88	peak

Standard:	Part 15.407	Test Site:	966 Chamber
Polarization:	Vertical		
Test Mode:	802.11ac VHT40 5310 MHz		
Remark:			



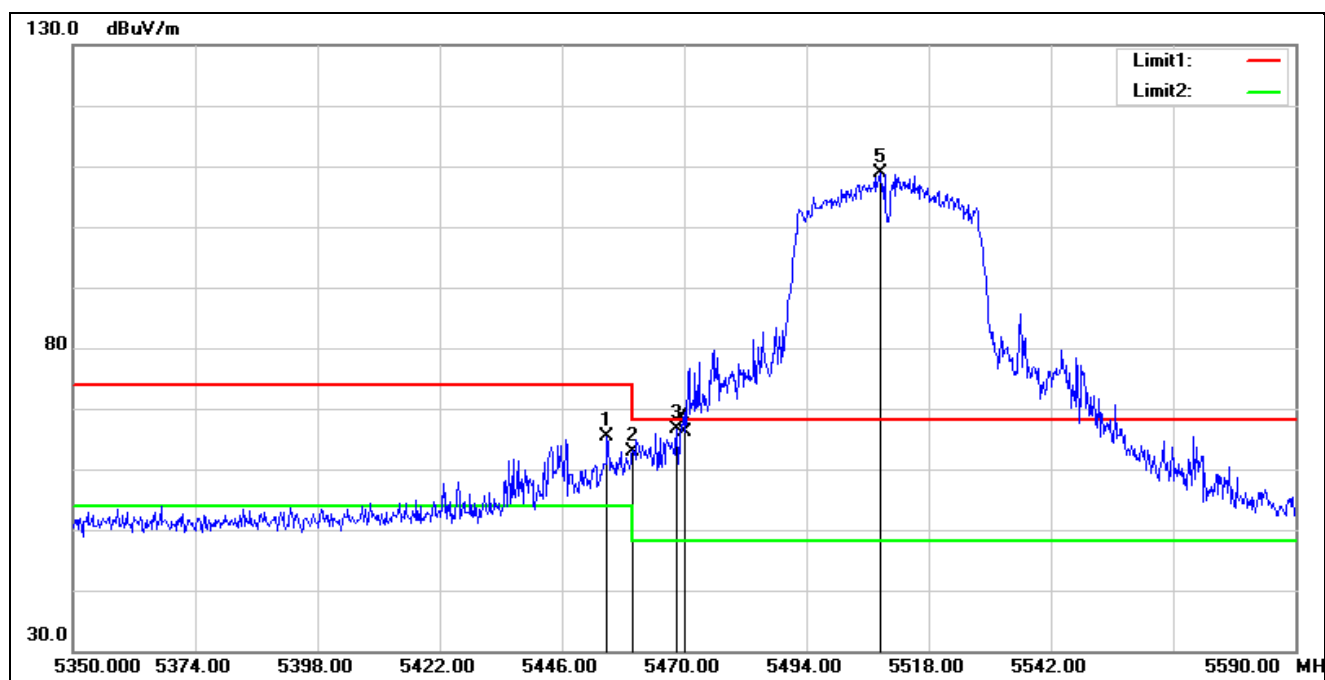
No.	Frequency (MHz)	Reading (dBuV)	Correction (dB/m)	Result (dBuV/m)	Limit (dBuV/m)	Margin (dB)	Remark
1*	5314.320	106.37	0.75	107.12	68.20	38.92	peak
2	5350.000	64.85	0.89	65.74	74.00	-8.26	peak
3	5350.800	66.07	0.89	66.96	74.00	-7.04	peak

Standard:	Part 15.407	Test Site:	966 Chamber
Polarization:	Horizontal		
Test Mode:	802.11ac VHT40 5510 MHz		
Remark:			



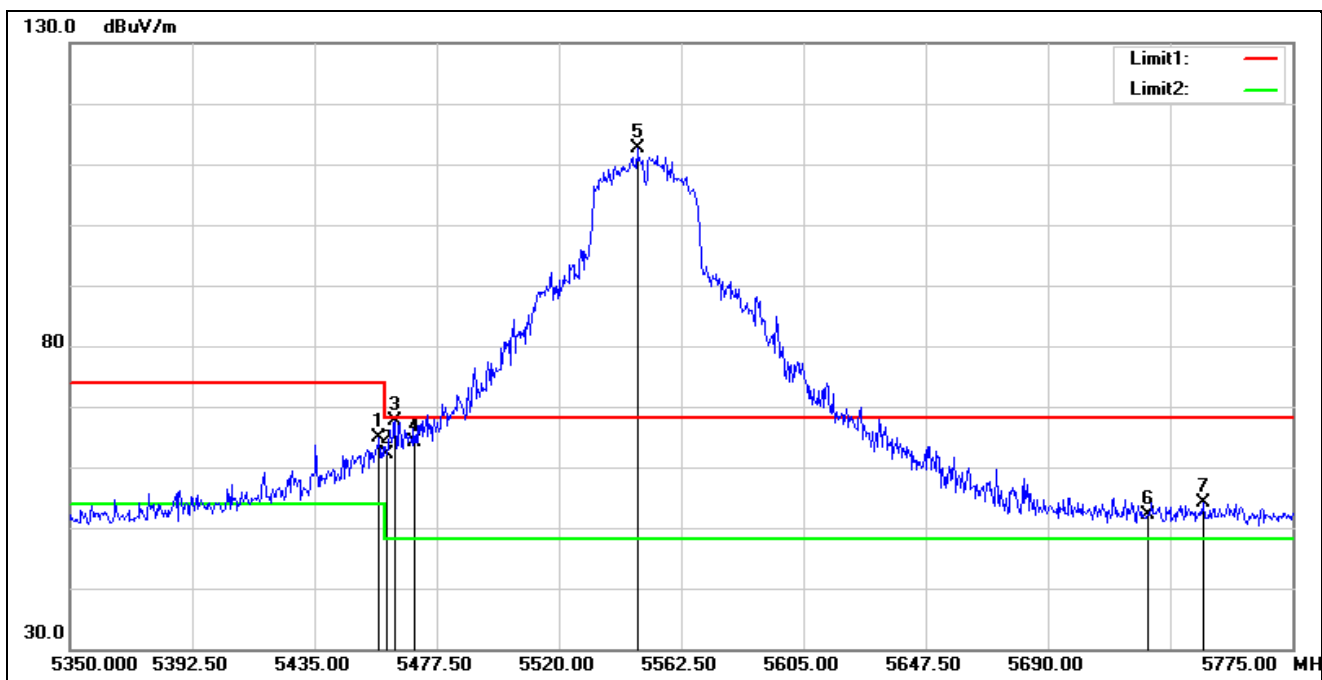
No.	Frequency (MHz)	Reading (dBuV)	Correction (dB/m)	Result (dBuV/m)	Limit (dBuV/m)	Margin (dB)	Remark
1	5447.440	64.78	1.74	66.52	74.00	-7.48	peak
2	5460.000	60.27	1.79	62.06	74.00	-11.94	peak
3	5468.080	65.41	1.80	67.21	68.20	-0.99	peak
4	5470.000	65.23	1.80	67.03	68.20	-1.17	peak
5*	5513.440	107.29	1.81	109.10	68.20	40.90	peak

Standard:	Part 15.407	Test Site:	966 Chamber
Polarization:	Vertical		
Test Mode:	802.11ac VHT40 5510 MHz		
Remark:			



No.	Frequency (MHz)	Reading (dBuV)	Correction (dB/m)	Result (dBuV/m)	Limit (dBuV/m)	Margin (dB)	Remark
1	5454.880	63.60	1.77	65.37	74.00	-8.63	peak
2	5460.000	60.99	1.79	62.78	74.00	-11.22	peak
3	5468.560	64.73	1.80	66.53	68.20	-1.67	peak
4	5470.000	64.34	1.80	66.14	68.20	-2.06	peak
5*	5508.400	106.96	1.83	108.79	68.20	40.59	peak

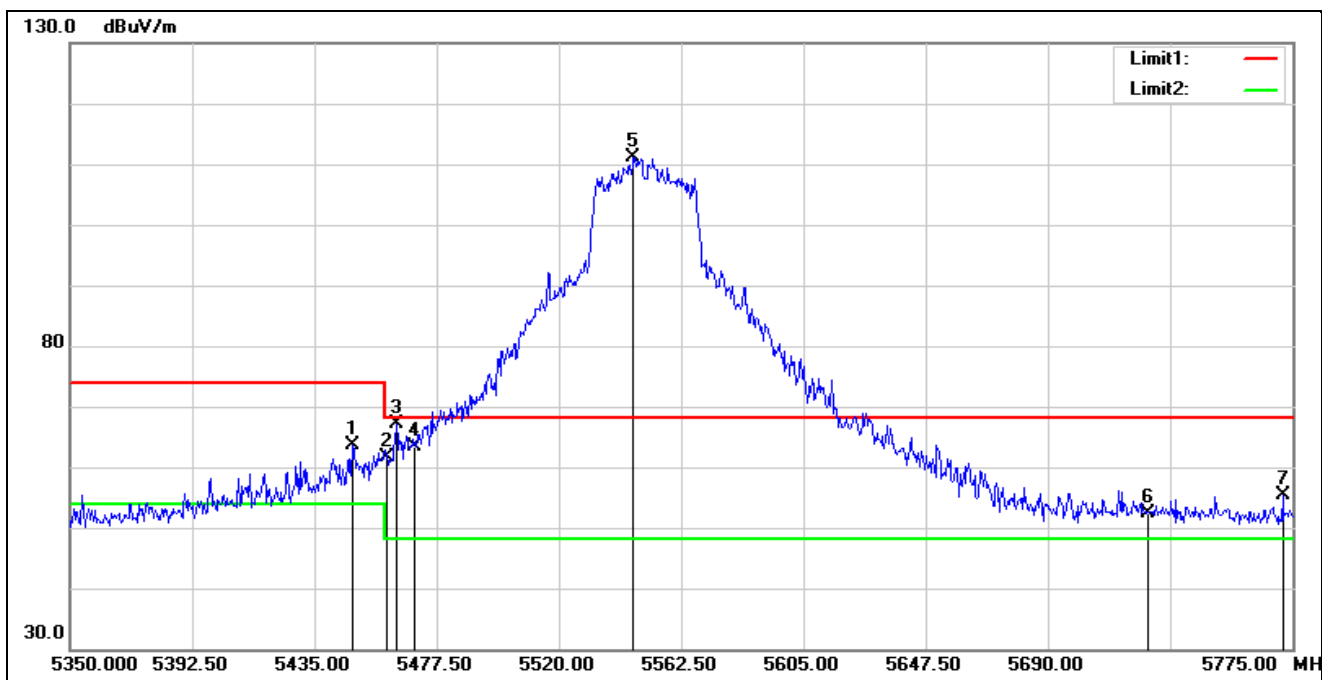
Standard:	Part 15.407	Test Site:	966 Chamber
Polarization:	Horizontal		
Test Mode:	802.11ac VHT40 5550 MHz		
Remark:			



Standard:	Part 15.407	Test Site:	966 Chamber
Polarization:	Horizontal		
Test Mode:	802.11ac VHT40 5550 MHz		
Remark:			

No.	Frequency (MHz)	Reading (dBuV)	Correction (dB/m)	Result (dBuV/m)	Limit (dBuV/m)	Margin (dB)	Remark
1	5457.525	63.23	1.77	65.00	74.00	-9.00	peak
2	5460.000	60.44	1.79	62.23	74.00	-11.77	peak
3	5463.050	65.84	1.79	67.63	68.20	-0.57	peak
4	5470.000	62.39	1.80	64.19	68.20	-4.01	peak
5*	5547.200	110.85	1.70	112.55	68.20	44.35	peak
6	5725.000	50.23	1.89	52.12	68.20	-16.08	peak
7	5743.975	52.03	2.14	54.17	68.20	-14.03	peak

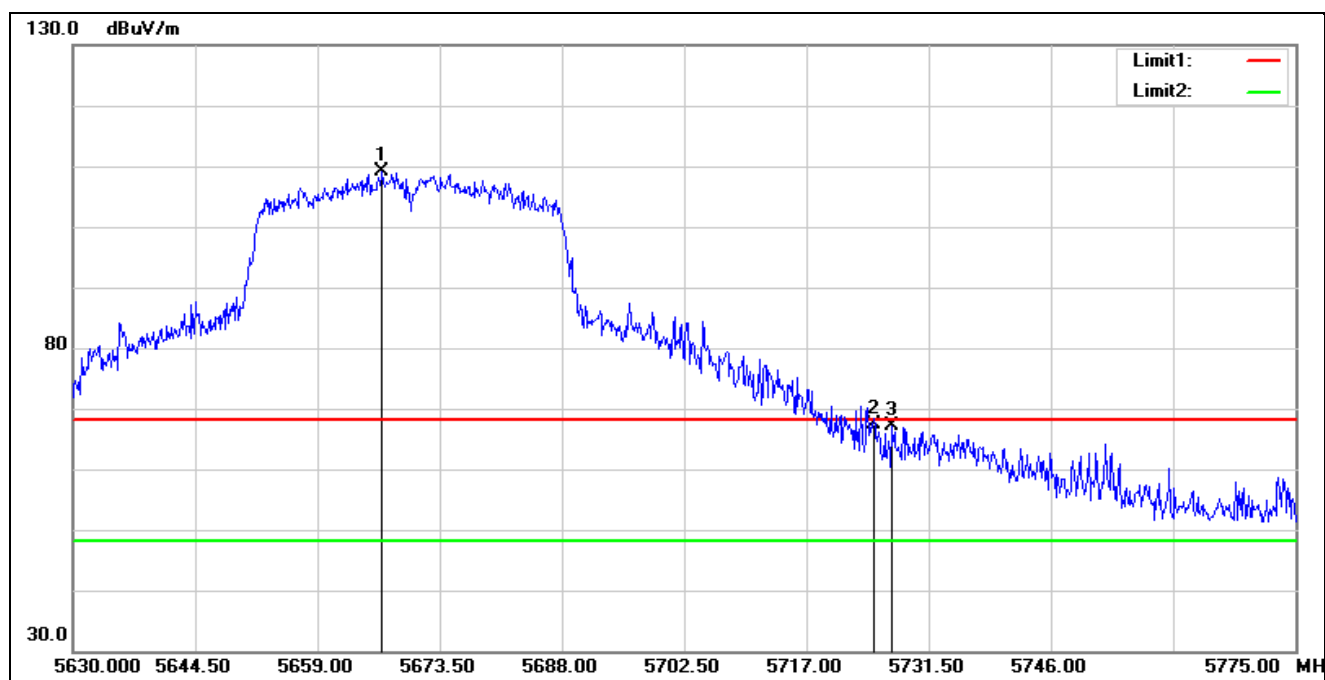
Standard:	Part 15.407	Test Site:	966 Chamber
Polarization:	Vertical		
Test Mode:	802.11ac VHT40 5550 MHz		
Remark:			



Standard:	Part 15.407	Test Site:	966 Chamber
Polarization:	Vertical		
Test Mode:	802.11ac VHT40 5550 MHz		
Remark:			

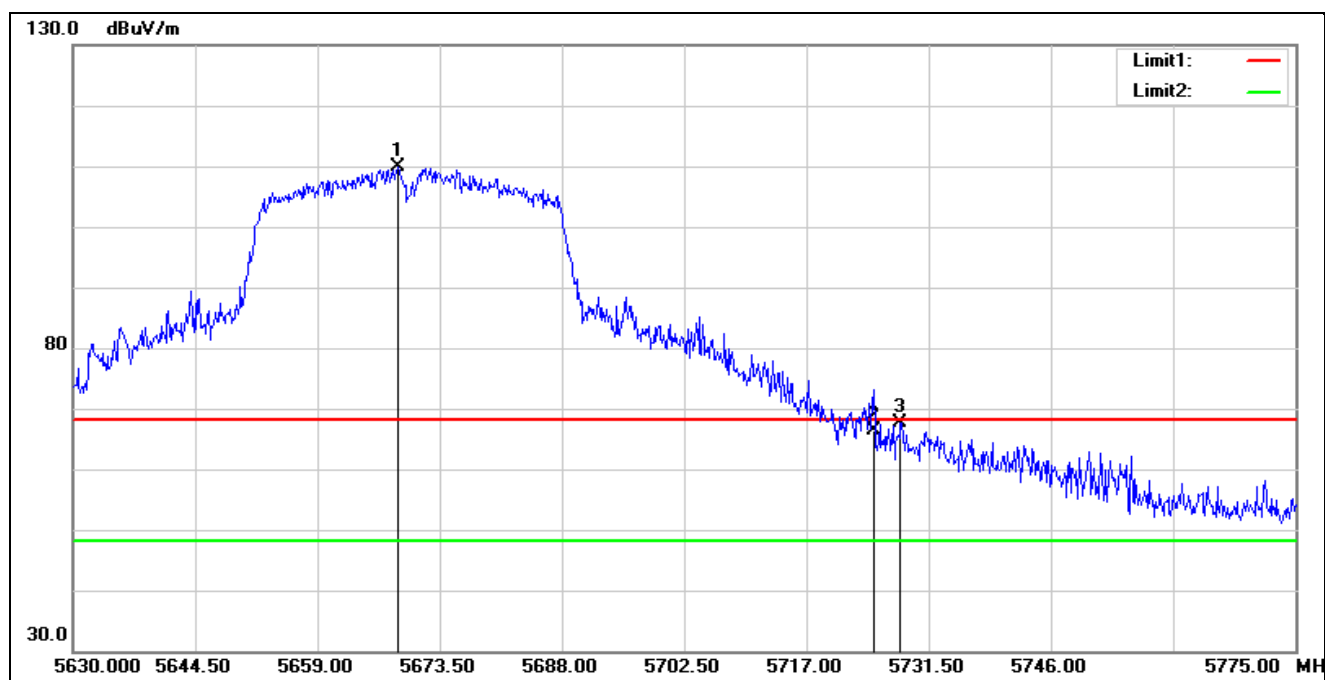
No.	Frequency (MHz)	Reading (dBuV)	Correction (dB/m)	Result (dBuV/m)	Limit (dBuV/m)	Margin (dB)	Remark
1	5448.175	61.80	1.75	63.55	74.00	-10.45	peak
2	5460.000	59.77	1.79	61.56	74.00	-12.44	peak
3	5463.475	65.27	1.79	67.06	68.20	-1.14	peak
4	5470.000	61.66	1.80	63.46	68.20	-4.74	peak
5*	5545.925	109.48	1.71	111.19	68.20	42.99	peak
6	5725.000	50.42	1.89	52.31	68.20	-15.89	peak
7	5771.600	52.98	2.36	55.34	68.20	-12.86	peak

Standard:	Part 15.407	Test Site:	966 Chamber
Polarization:	Horizontal		
Test Mode:	802.11ac VHT40 5670 MHz		
Remark:			



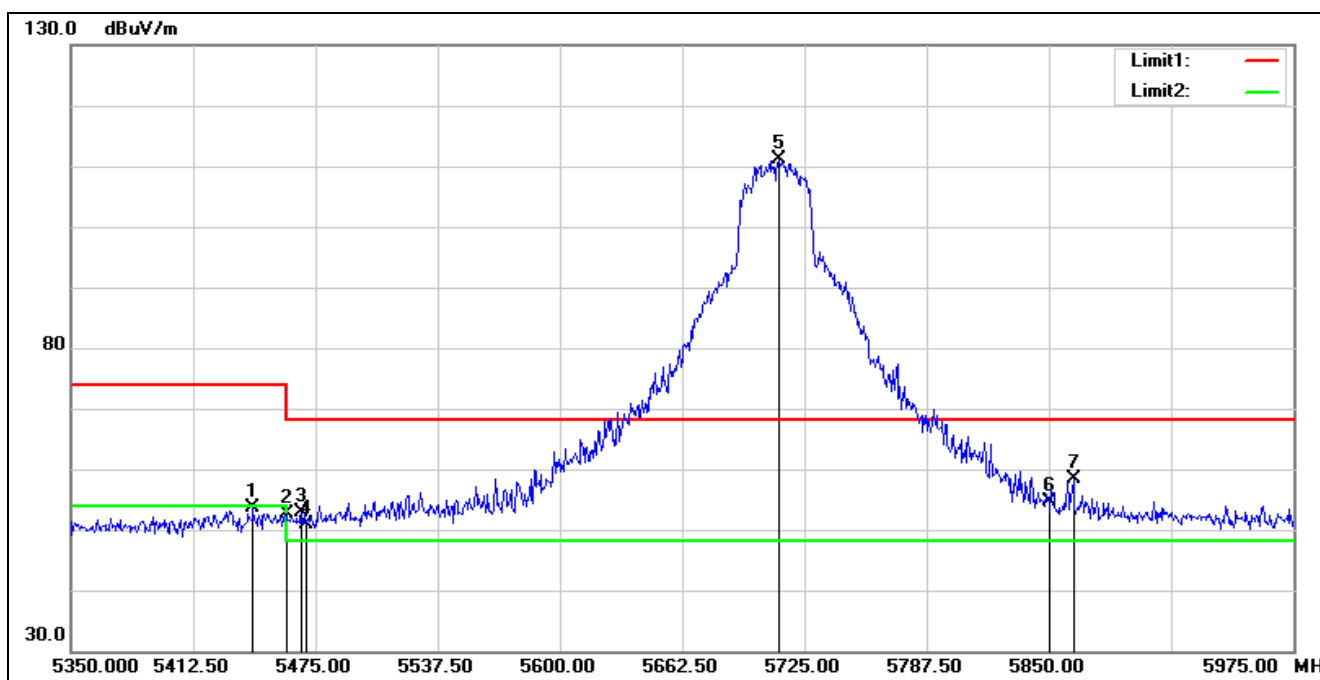
No.	Frequency (MHz)	Reading (dBuV)	Correction (dB/m)	Result (dBuV/m)	Limit (dBuV/m)	Margin (dB)	Remark
1*	5666.685	107.48	1.63	109.11	68.20	40.91	peak
2	5725.000	65.48	1.89	67.37	68.20	-0.83	peak
3	5727.150	65.13	1.93	67.06	68.20	-1.14	peak

Standard:	Part 15.407	Test Site:	966 Chamber
Polarization:	Vertical		
Test Mode:	802.11ac VHT40 5670 MHz		
Remark:			



No.	Frequency (MHz)	Reading (dBuV)	Correction (dB/m)	Result (dBuV/m)	Limit (dBuV/m)	Margin (dB)	Remark
1*	5668.570	108.26	1.62	109.88	68.20	41.68	peak
2	5725.000	64.42	1.89	66.31	68.20	-1.89	peak
3	5728.165	65.72	1.94	67.66	68.20	-0.54	peak

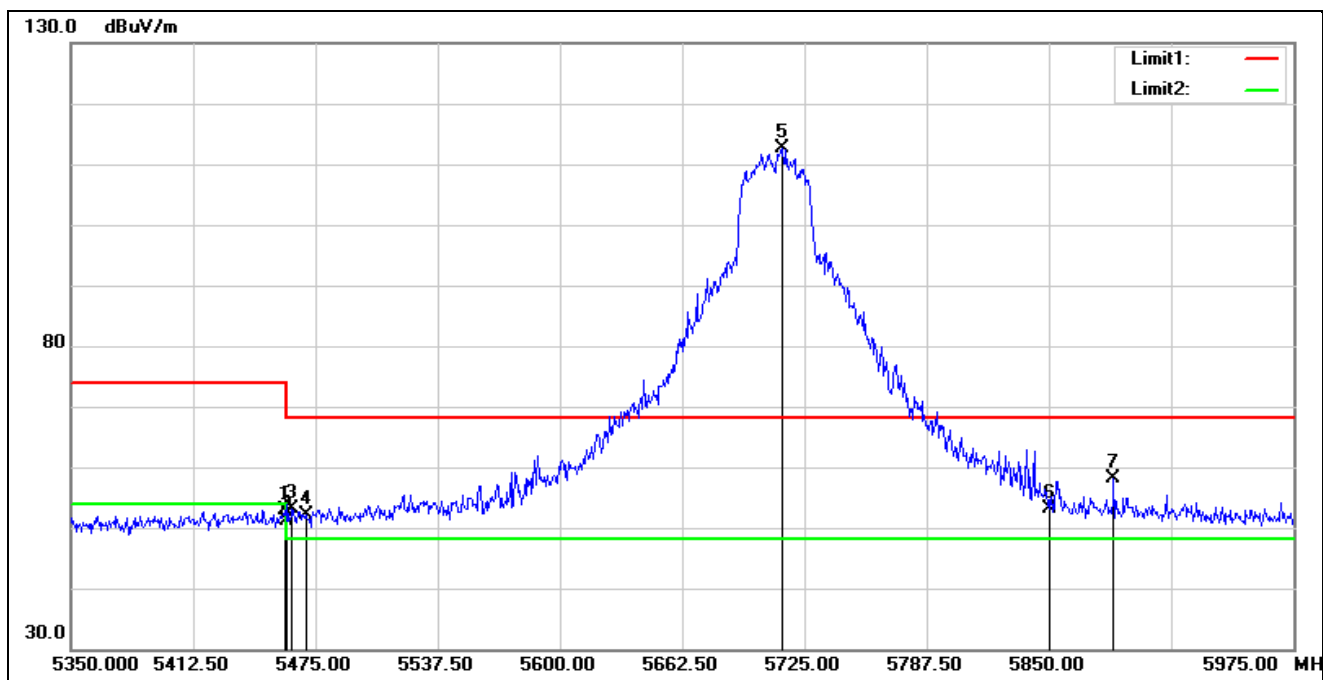
Standard:	Part 15.407	Test Site:	966 Chamber
Polarization:	Horizontal		
Test Mode:	802.11ac VHT40 5710 MHz		
Remark:			



Standard:	Part 15.407	Test Site:	966 Chamber
Polarization:	Horizontal		
Test Mode:	802.11ac VHT40 5710 MHz		
Remark:			

No.	Frequency (MHz)	Reading (dBuV)	Correction (dB/m)	Result (dBuV/m)	Limit (dBuV/m)	Margin (dB)	Remark
1	5443.125	51.94	1.70	53.64	74.00	-20.36	peak
2	5460.000	50.93	1.79	52.72	74.00	-21.28	peak
3	5467.500	51.13	1.79	52.92	68.20	-15.28	peak
4	5470.000	49.14	1.80	50.94	68.20	-17.26	peak
5*	5711.875	109.35	1.73	111.08	68.20	42.88	peak
6	5850.000	52.08	2.57	54.65	68.20	-13.55	peak
7	5862.500	55.81	2.61	58.42	68.20	-9.78	peak

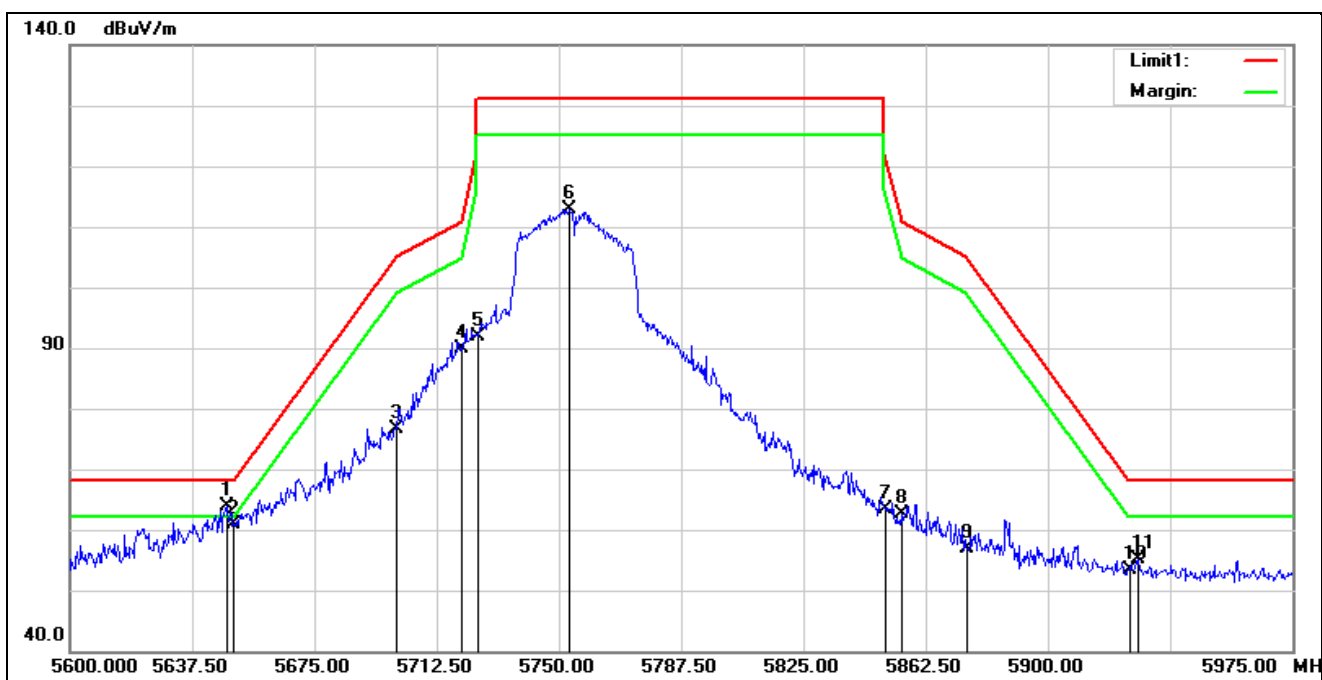
Standard:	Part 15.407	Test Site:	966 Chamber
Polarization:	Vertical		
Test Mode:	802.11ac VHT40 5710 MHz		
Remark:			



Standard:	Part 15.407	Test Site:	966 Chamber
Polarization:	Vertical		
Test Mode:	802.11ac VHT40 5710 MHz		
Remark:			

No.	Frequency (MHz)	Reading (dBuV)	Correction (dB/m)	Result (dBuV/m)	Limit (dBuV/m)	Margin (dB)	Remark
1	5459.375	51.19	1.79	52.98	74.00	-21.02	peak
2	5460.000	49.44	1.79	51.23	74.00	-22.77	peak
3	5463.125	51.30	1.79	53.09	68.20	-15.11	peak
4	5470.000	50.23	1.80	52.03	68.20	-16.17	peak
5*	5713.750	110.89	1.75	112.64	68.20	44.44	peak
6	5850.000	50.59	2.57	53.16	68.20	-15.04	peak
7	5883.125	55.53	2.67	58.20	68.20	-10.00	peak

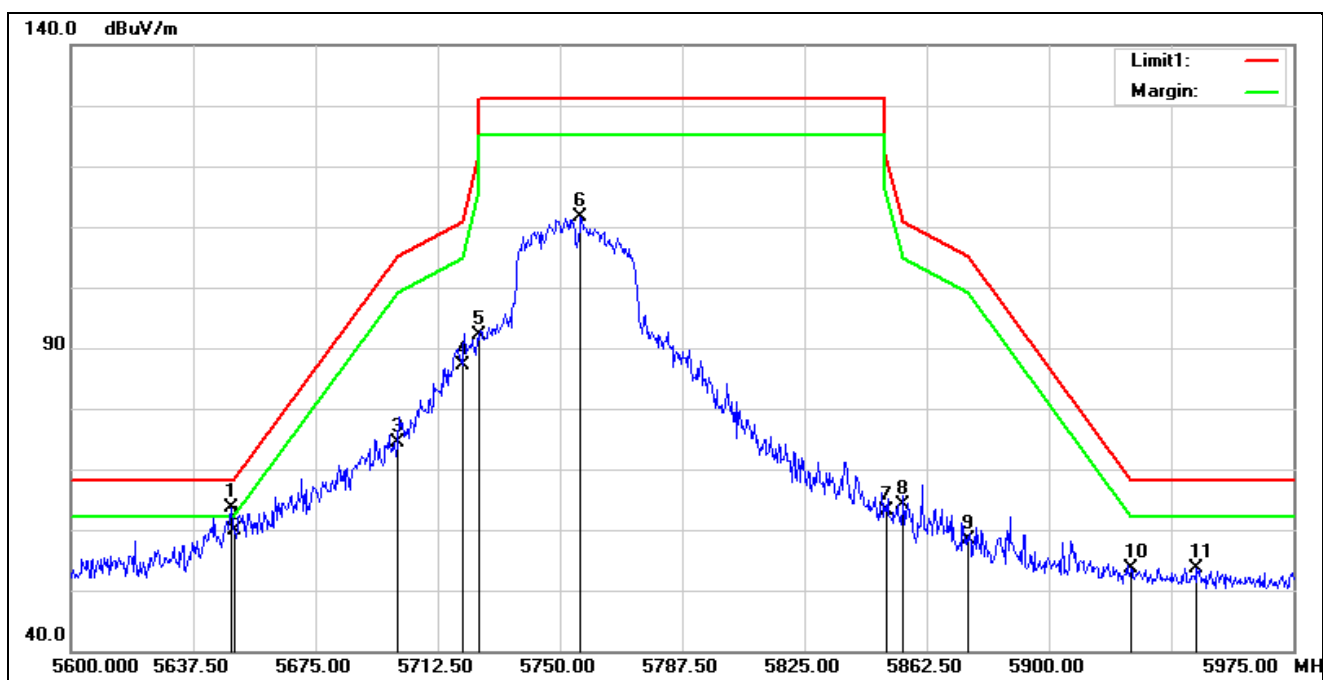
Standard:	Part 15.407	Test Site:	966 Chamber
Polarization:	Horizontal		
Test Mode:	802.11ac VHT40 5755 MHz		
Remark:			



Standard:	Part 15.407	Test Site:	966 Chamber
Polarization:	Horizontal		
Test Mode:	802.11ac VHT40 5755 MHz		
Remark:			

No.	Frequency (MHz)	Reading (dBuV)	Correction (dB/m)	Result (dBuV/m)	Limit (dBuV/m)	Margin (dB)	Remark
1*	5648.000	62.24	1.65	63.89	68.20	-4.31	peak
2	5650.000	59.24	1.65	60.89	68.20	-7.31	peak
3	5700.000	75.17	1.58	76.75	105.20	-28.45	peak
4	5720.000	88.07	1.83	89.90	110.80	-20.90	peak
5	5725.000	90.00	1.89	91.89	122.20	-30.31	peak
6	5753.375	110.60	2.23	112.83	131.20	-18.37	peak
7	5850.000	60.89	2.57	63.46	122.20	-58.74	peak
8	5855.000	60.10	2.59	62.69	110.80	-48.11	peak
9	5875.000	54.16	2.64	56.80	105.20	-48.40	peak
10	5925.000	50.87	2.58	53.45	68.20	-14.75	peak
11	5927.750	52.47	2.56	55.03	68.20	-13.17	peak

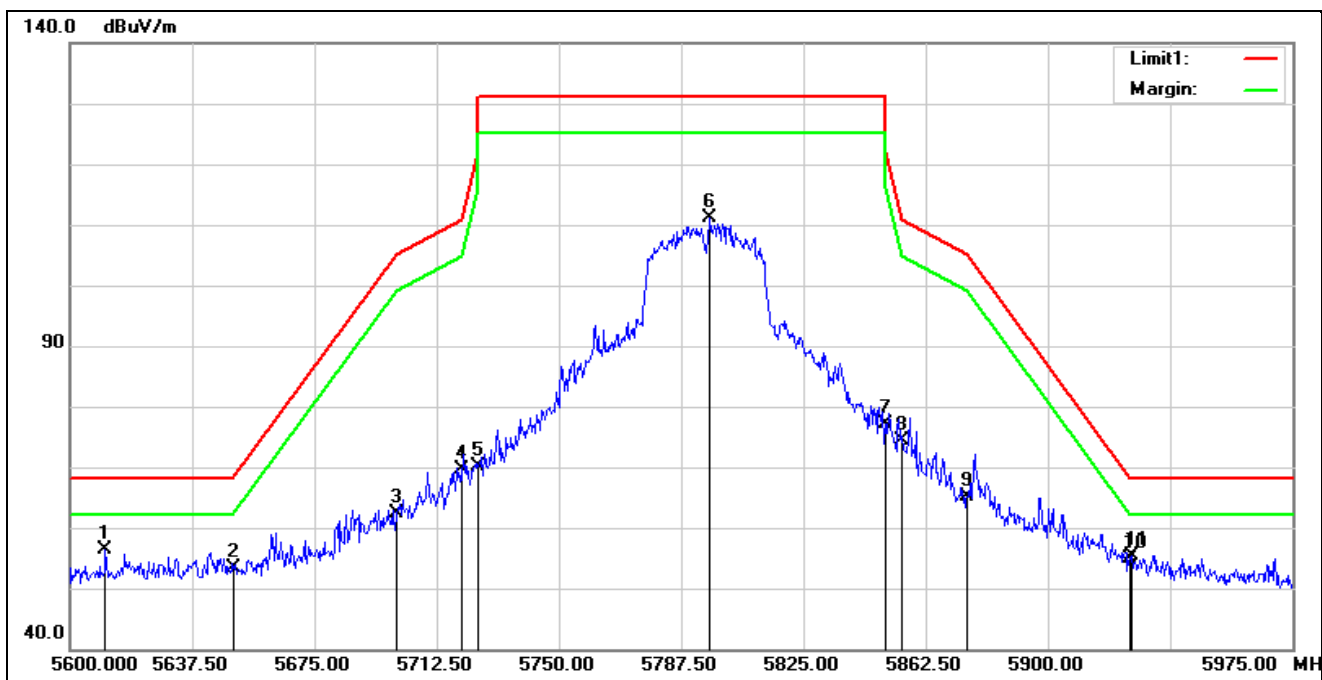
Standard:	Part 15.407	Test Site:	966 Chamber
Polarization:	Vertical		
Test Mode:	802.11ac VHT40 5755 MHz		
Remark:			



Standard:	Part 15.407	Test Site:	966 Chamber
Polarization:	Vertical		
Test Mode:	802.11ac VHT40 5755 MHz		
Remark:			

No.	Frequency (MHz)	Reading (dBuV)	Correction (dB/m)	Result (dBuV/m)	Limit (dBuV/m)	Margin (dB)	Remark
1*	5649.125	61.91	1.65	63.56	68.20	-4.64	peak
2	5650.000	58.18	1.65	59.83	68.20	-8.37	peak
3	5700.000	72.87	1.58	74.45	105.20	-30.75	peak
4	5720.000	85.19	1.83	87.02	110.80	-23.78	peak
5	5725.000	90.24	1.89	92.13	122.20	-30.07	peak
6	5756.375	109.47	2.26	111.73	131.20	-19.47	peak
7	5850.000	60.53	2.57	63.10	122.20	-59.10	peak
8	5855.000	61.60	2.59	64.19	110.80	-46.61	peak
9	5875.000	55.71	2.64	58.35	105.20	-46.85	peak
10	5925.000	51.10	2.58	53.68	68.20	-14.52	peak
11	5945.375	51.28	2.46	53.74	68.20	-14.46	peak

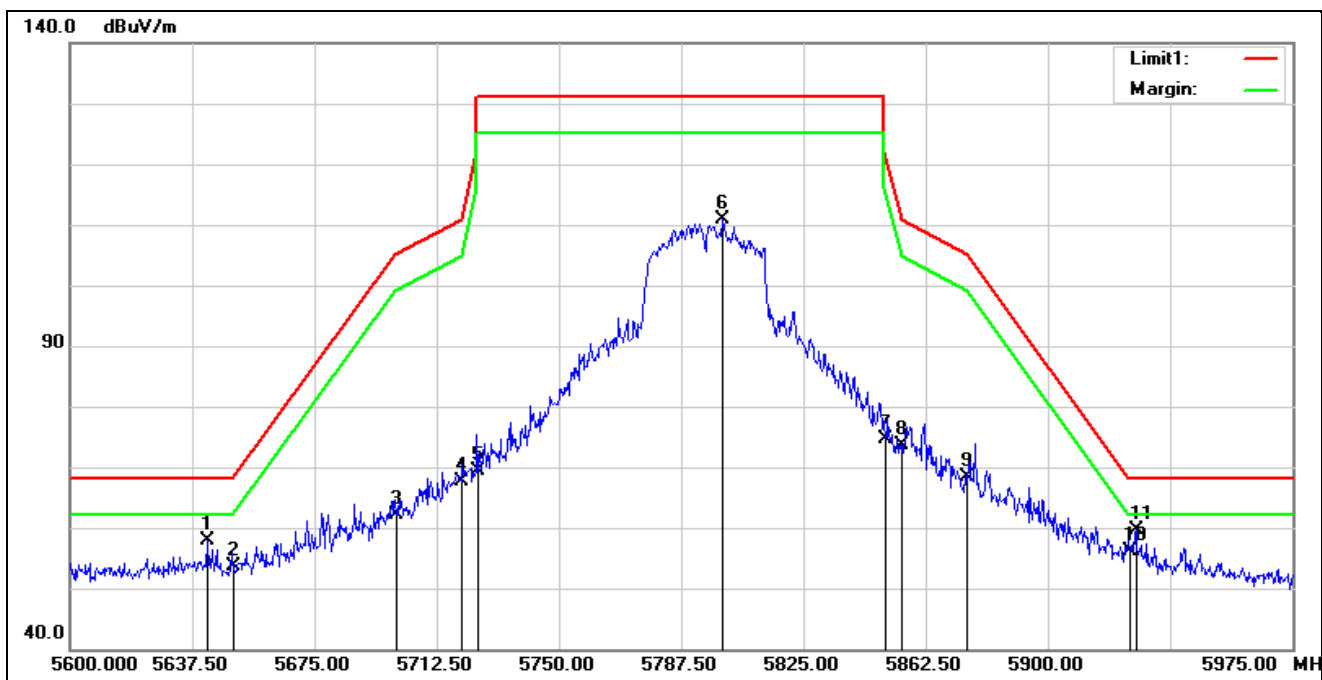
Standard:	Part 15.407	Test Site:	966 Chamber
Polarization:	Horizontal		
Test Mode:	802.11ac VHT40 5795 MHz		
Remark:			



Standard:	Part 15.407	Test Site:	966 Chamber
Polarization:	Horizontal		
Test Mode:	802.11ac VHT40 5795 MHz		
Remark:			

No.	Frequency (MHz)	Reading (dBuV)	Correction (dB/m)	Result (dBuV/m)	Limit (dBuV/m)	Margin (dB)	Remark
1*	5610.875	54.75	1.62	56.37	68.20	-11.83	peak
2	5650.000	51.84	1.65	53.49	68.20	-14.71	peak
3	5700.000	60.75	1.58	62.33	105.20	-42.87	peak
4	5720.000	67.72	1.83	69.55	110.80	-41.25	peak
5	5725.000	68.14	1.89	70.03	122.20	-52.17	peak
6	5796.125	108.53	2.53	111.06	131.20	-20.14	peak
7	5850.000	74.61	2.57	77.18	122.20	-45.02	peak
8	5855.000	71.74	2.59	74.33	110.80	-36.47	peak
9	5875.000	62.58	2.64	65.22	105.20	-39.98	peak
10	5925.000	52.36	2.58	54.94	68.20	-13.26	peak
11	5925.500	52.86	2.58	55.44	68.20	-12.76	peak

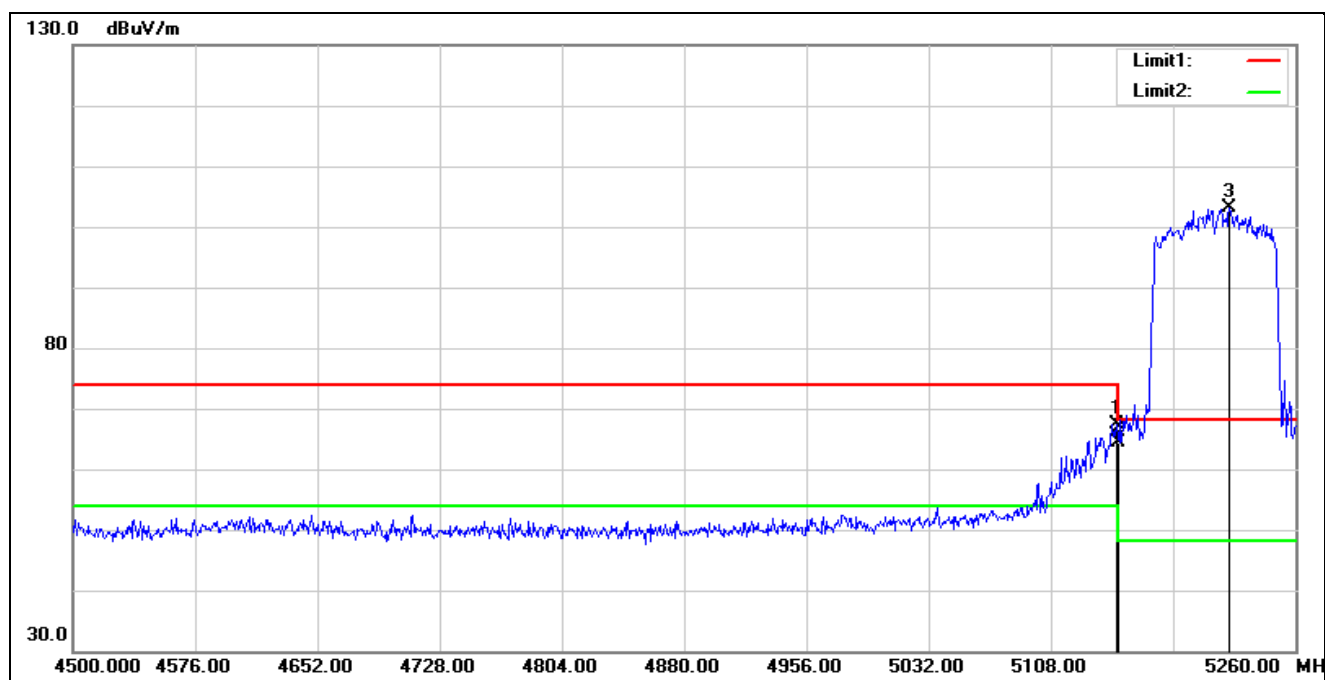
Standard:	Part 15.407	Test Site:	966 Chamber
Polarization:	Vertical		
Test Mode:	802.11ac VHT40 5795 MHz		
Remark:			



Standard:	Part 15.407	Test Site:	966 Chamber
Polarization:	Vertical		
Test Mode:	802.11ac VHT40 5795 MHz		
Remark:			

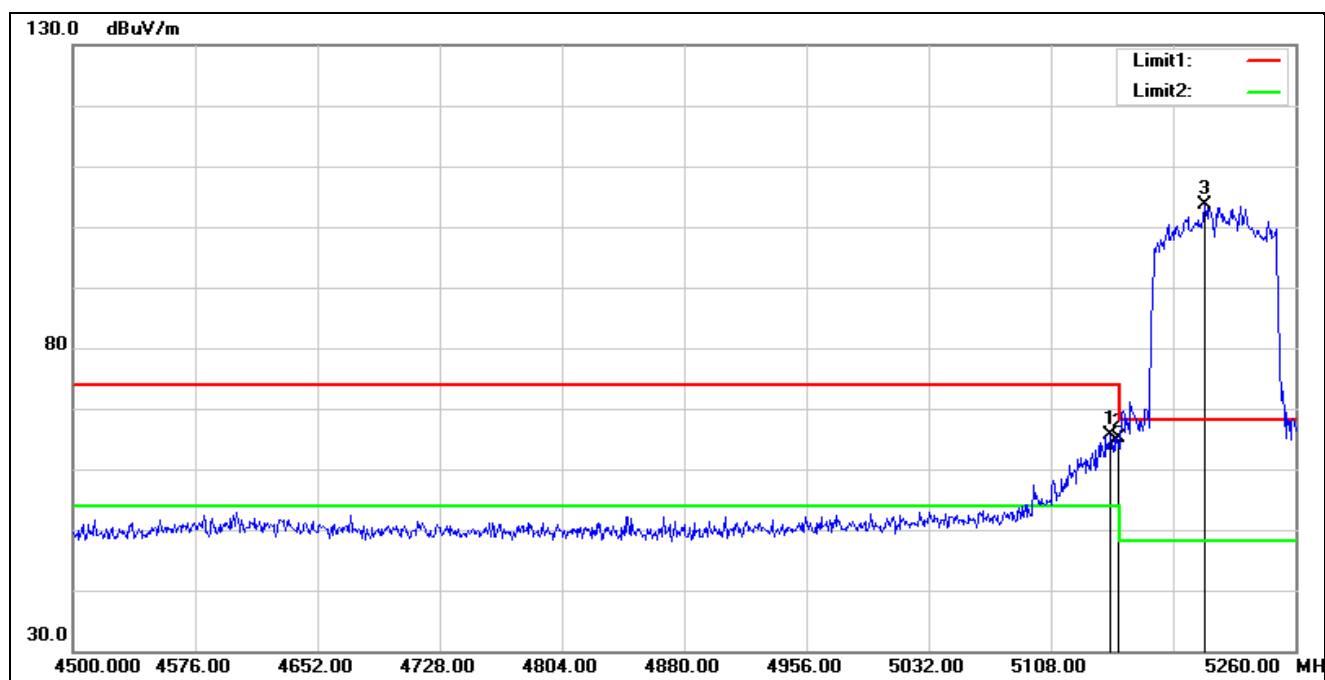
No.	Frequency (MHz)	Reading (dBuV)	Correction (dB/m)	Result (dBuV/m)	Limit (dBuV/m)	Margin (dB)	Remark
1	5642.000	56.11	1.65	57.76	68.20	-10.44	peak
2	5650.000	51.86	1.65	53.51	68.20	-14.69	peak
3	5700.000	60.48	1.58	62.06	105.20	-43.14	peak
4	5720.000	65.87	1.83	67.70	110.80	-43.10	peak
5	5725.000	67.39	1.89	69.28	122.20	-52.92	peak
6	5800.250	108.23	2.55	110.78	131.20	-20.42	peak
7	5850.000	72.13	2.57	74.70	122.20	-47.50	peak
8	5855.000	71.04	2.59	73.63	110.80	-37.17	peak
9	5875.000	65.71	2.64	68.35	105.20	-36.85	peak
10	5925.000	53.60	2.58	56.18	68.20	-12.02	peak
11*	5927.000	57.04	2.57	59.61	68.20	-8.59	peak

Standard:	Part 15.407	Test Site:	966 Chamber
Polarization:	Horizontal		
Test Mode:	802.11ac VHT80 5210 MHz		
Remark:			



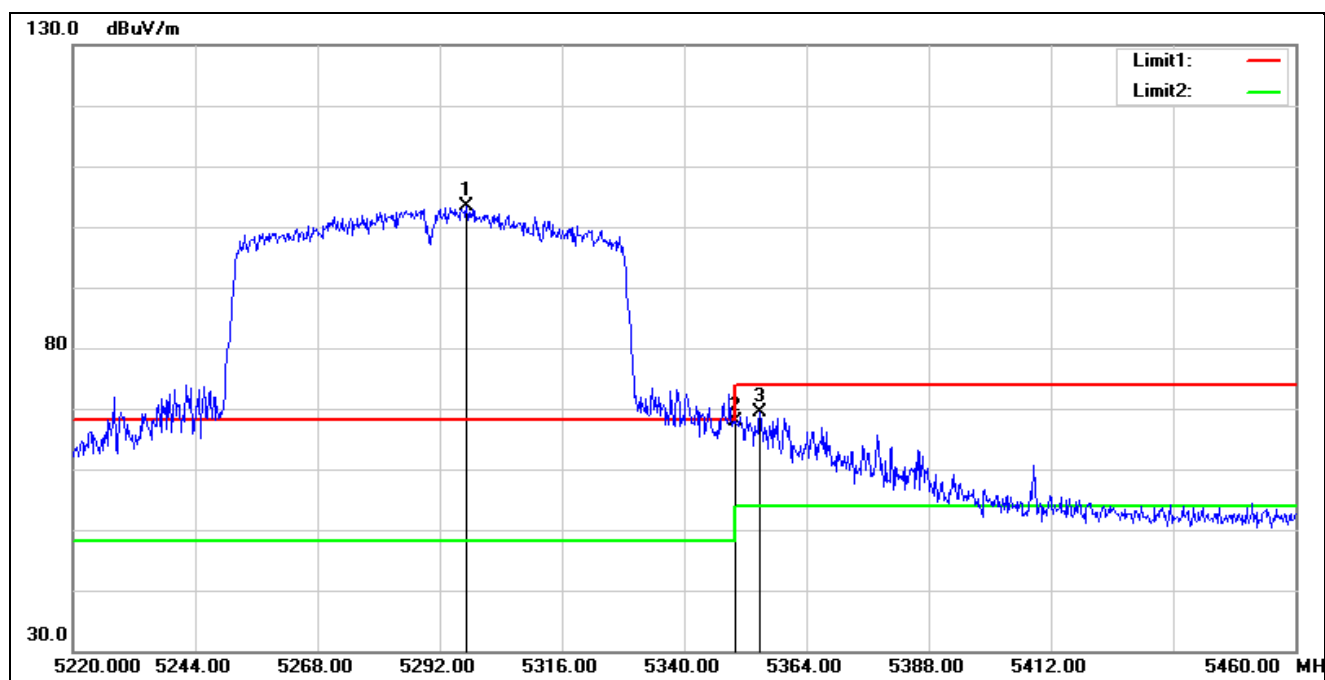
No.	Frequency (MHz)	Reading (dBuV)	Correction (dB/m)	Result (dBuV/m)	Limit (dBuV/m)	Margin (dB)	Remark
1	5149.040	66.24	1.13	67.37	74.00	-6.63	peak
2	5150.000	63.16	1.13	64.29	74.00	-9.71	peak
3*	5218.960	102.24	0.82	103.06	68.20	34.86	peak

Standard:	Part 15.407	Test Site:	966 Chamber
Polarization:	Vertical		
Test Mode:	802.11ac VHT80 5210 MHz		
Remark:			



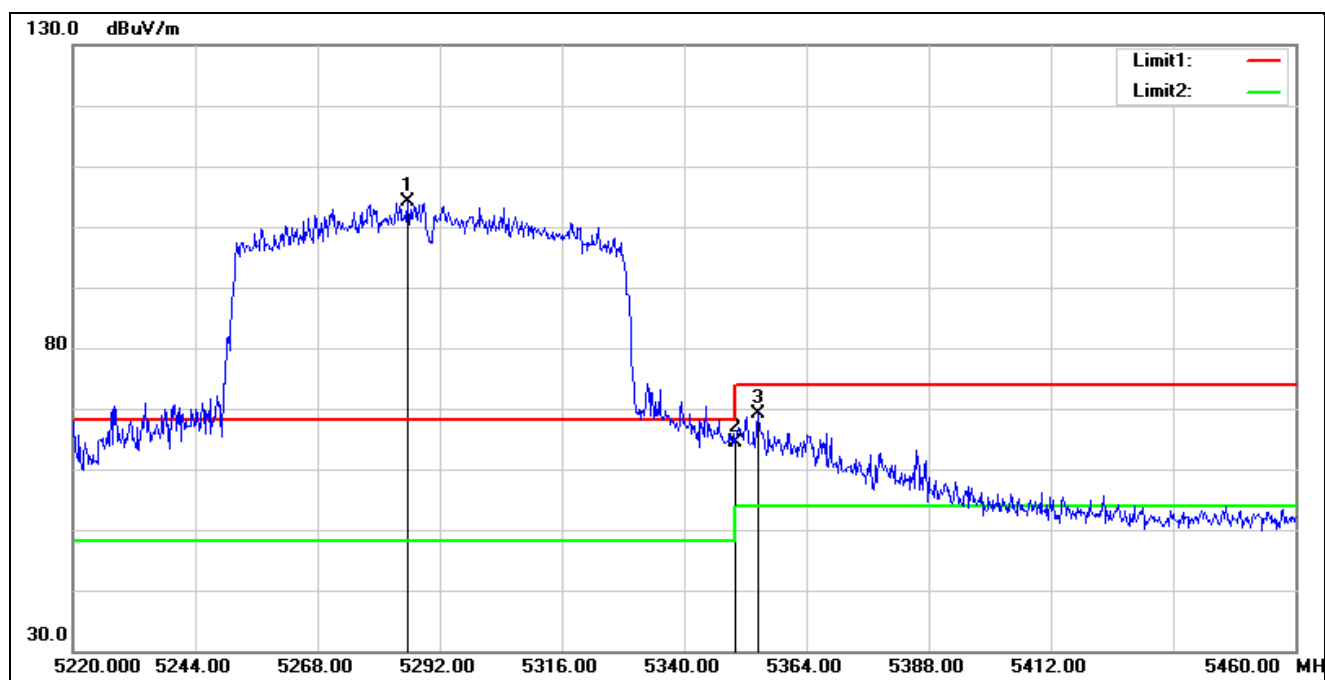
No.	Frequency (MHz)	Reading (dBuV)	Correction (dB/m)	Result (dBuV/m)	Limit (dBuV/m)	Margin (dB)	Remark
1	5144.480	64.52	1.13	65.65	74.00	-8.35	peak
2	5150.000	64.04	1.13	65.17	74.00	-8.83	peak
3*	5203.760	102.71	0.81	103.52	68.20	35.32	peak

Standard:	Part 15.407	Test Site:	966 Chamber
Polarization:	Horizontal		
Test Mode:	802.11ac VHT80 5290 MHz		
Remark:			



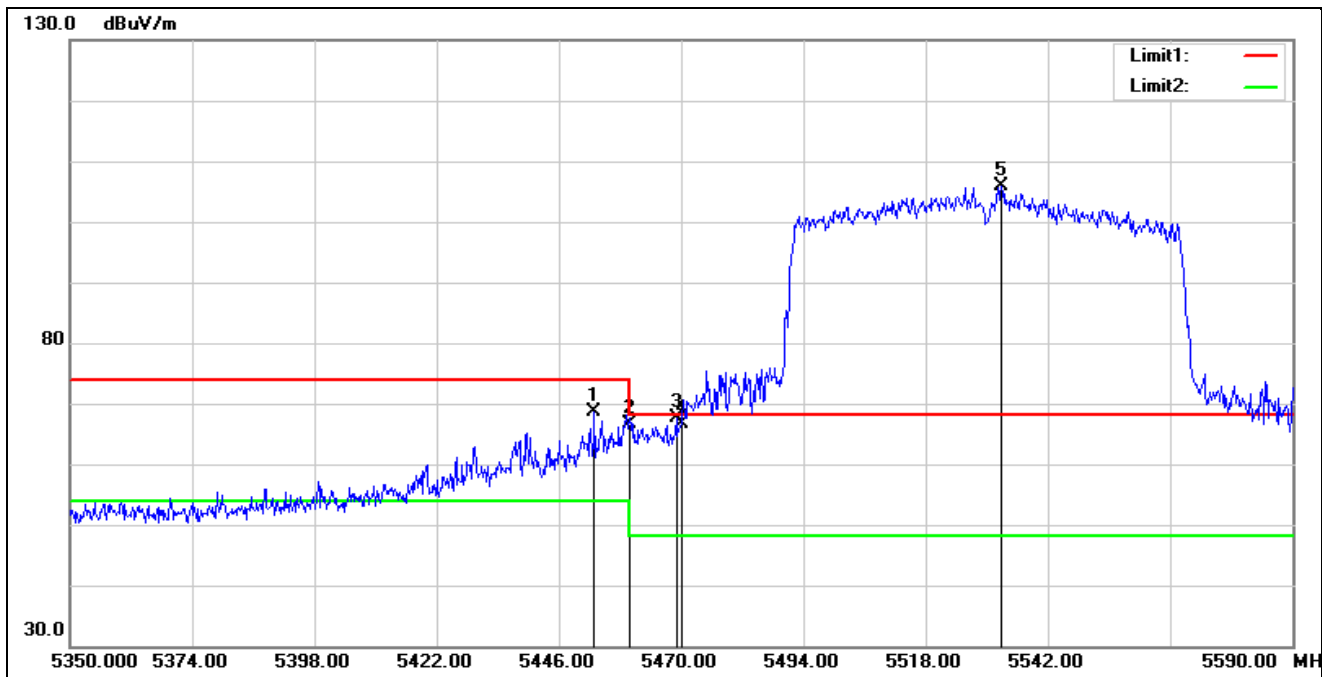
No.	Frequency (MHz)	Reading (dBuV)	Correction (dB/m)	Result (dBuV/m)	Limit (dBuV/m)	Margin (dB)	Remark
1*	5297.280	102.72	0.70	103.42	68.20	35.22	peak
2	5350.000	67.11	0.89	68.00	74.00	-6.00	peak
3	5354.880	68.39	0.92	69.31	74.00	-4.69	peak

Standard:	Part 15.407	Test Site:	966 Chamber
Polarization:	Vertical		
Test Mode:	802.11ac VHT80 5290 MHz		
Remark:			



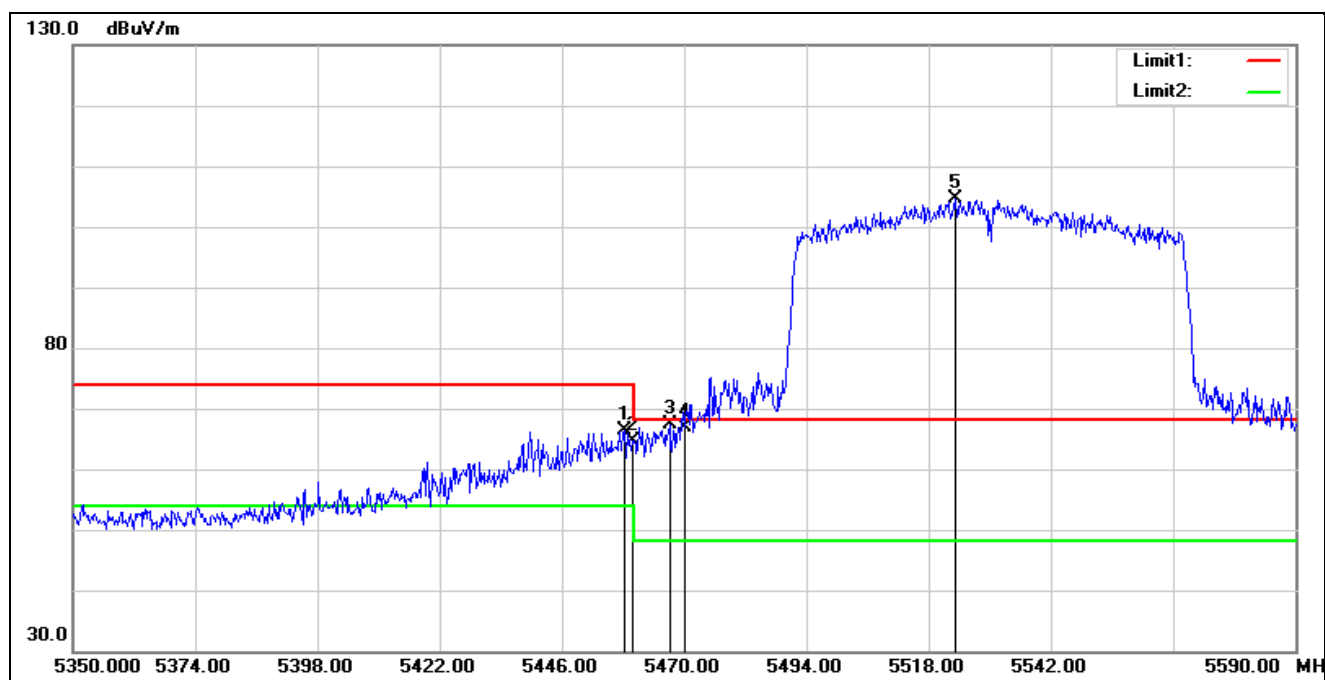
No.	Frequency (MHz)	Reading (dBuV)	Correction (dB/m)	Result (dBuV/m)	Limit (dBuV/m)	Margin (dB)	Remark
1*	5285.760	103.49	0.73	104.22	68.20	36.02	peak
2	5350.000	63.55	0.89	64.44	74.00	-9.56	peak
3	5354.400	68.19	0.92	69.11	74.00	-4.89	peak

Standard:	Part 15.407	Test Site:	966 Chamber
Polarization:	Horizontal		
Test Mode:	802.11ac VHT80 5530 MHz		
Remark:			



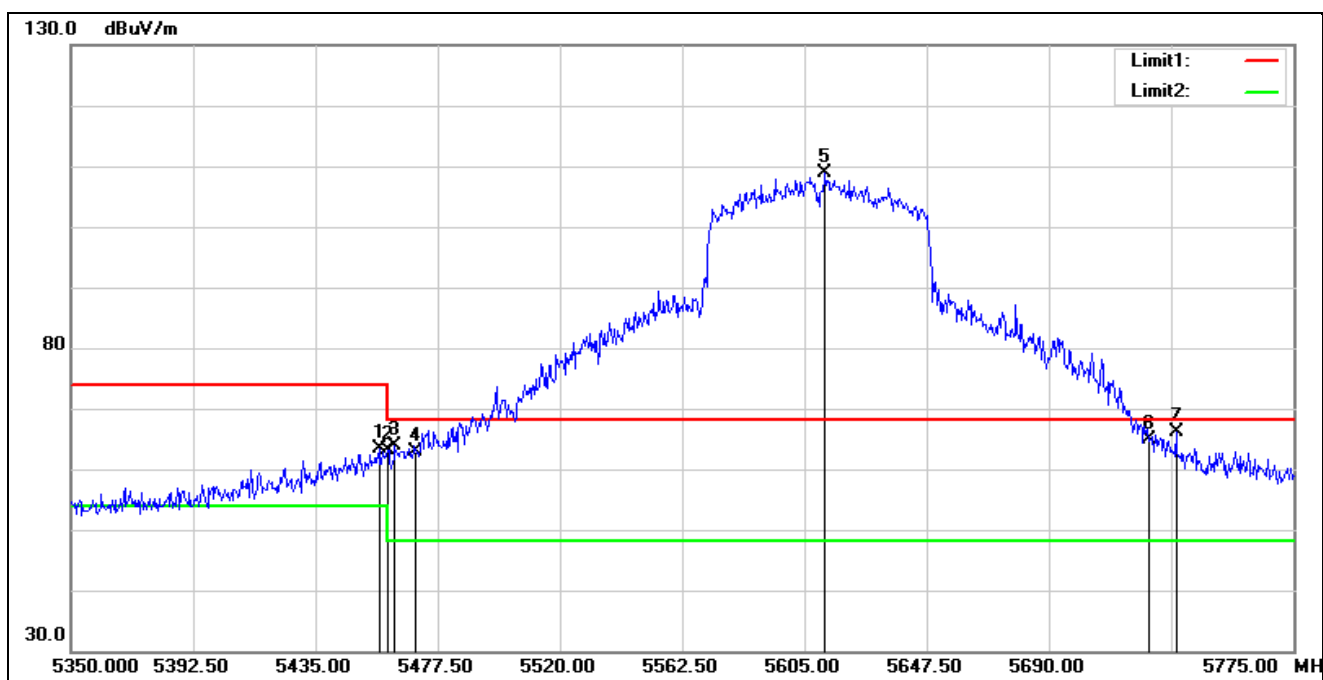
No.	Frequency (MHz)	Reading (dBuV)	Correction (dB/m)	Result (dBuV/m)	Limit (dBuV/m)	Margin (dB)	Remark
1	5452.960	66.76	1.77	68.53	74.00	-5.47	peak
2	5460.000	64.91	1.79	66.70	74.00	-7.30	peak
3	5469.040	65.77	1.80	67.57	68.20	-0.63	peak
4	5470.000	64.95	1.80	66.75	68.20	-1.45	peak
5*	5532.880	104.14	1.75	105.89	68.20	37.69	peak

Standard:	Part 15.407	Test Site:	966 Chamber
Polarization:	Vertical		
Test Mode:	802.11ac VHT80 5530 MHz		
Remark:			



No.	Frequency (MHz)	Reading (dBuV)	Correction (dB/m)	Result (dBuV/m)	Limit (dBuV/m)	Margin (dB)	Remark
1	5458.240	64.61	1.78	66.39	74.00	-7.61	peak
2	5460.000	62.89	1.79	64.68	74.00	-9.32	peak
3	5467.120	65.53	1.79	67.32	68.20	-0.88	peak
4	5470.000	65.20	1.80	67.00	68.20	-1.20	peak
5*	5523.280	102.91	1.78	104.69	68.20	36.49	peak

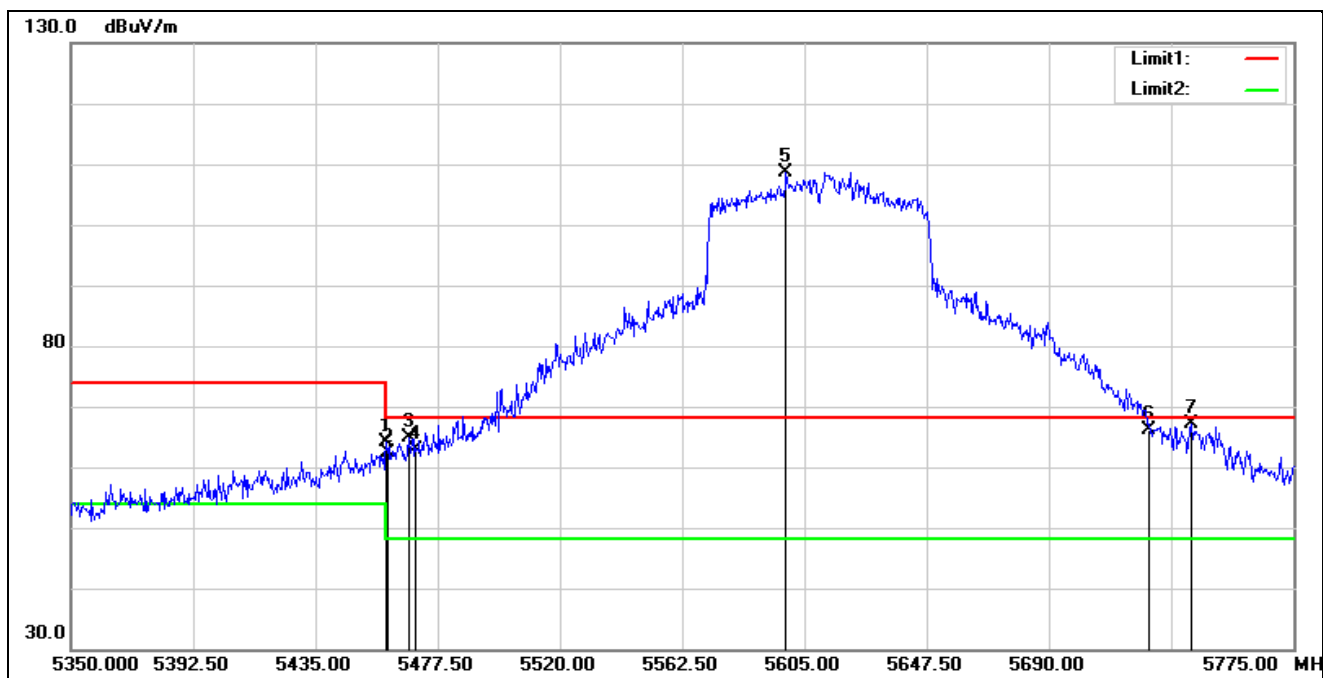
Standard:	Part 15.407	Test Site:	966 Chamber
Polarization:	Horizontal		
Test Mode:	802.11ac VHT80 5610 MHz		
Remark:			



Standard:	Part 15.407	Test Site:	966 Chamber
Polarization:	Horizontal		
Test Mode:	802.11ac VHT80 5610 MHz		
Remark:			

No.	Frequency (MHz)	Reading (dBuV)	Correction (dB/m)	Result (dBuV/m)	Limit (dBuV/m)	Margin (dB)	Remark
1	5457.525	61.71	1.77	63.48	74.00	-10.52	peak
2	5460.000	61.35	1.79	63.14	74.00	-10.86	peak
3	5462.625	61.98	1.79	63.77	68.20	-4.43	peak
4	5470.000	61.19	1.80	62.99	68.20	-5.21	peak
5*	5612.225	107.27	1.62	108.89	68.20	40.69	peak
6	5725.000	62.98	1.89	64.87	68.20	-3.33	peak
7	5734.200	64.15	2.01	66.16	68.20	-2.04	peak

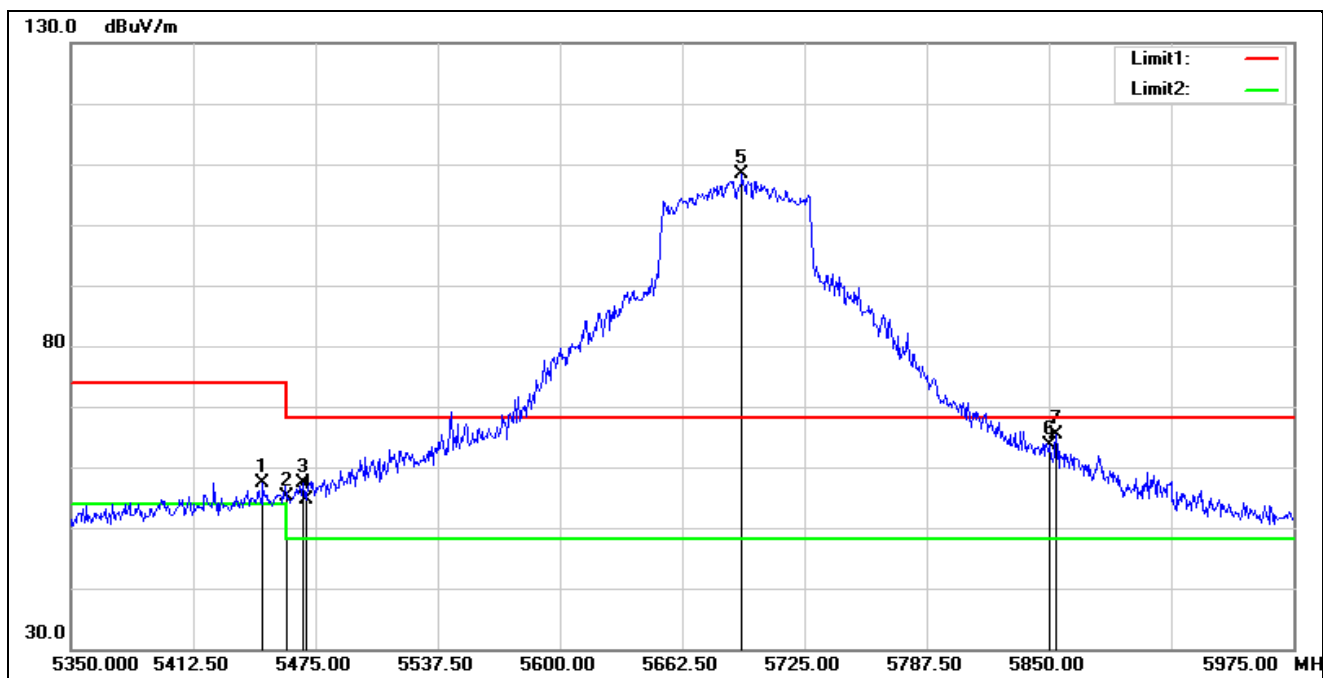
Standard:	Part 15.407	Test Site:	966 Chamber
Polarization:	Vertical		
Test Mode:	802.11ac VHT80 5610 MHz		
Remark:			



Standard:	Part 15.407	Test Site:	966 Chamber
Polarization:	Vertical		
Test Mode:	802.11ac VHT80 5610 MHz		
Remark:			

No.	Frequency (MHz)	Reading (dBuV)	Correction (dB/m)	Result (dBuV/m)	Limit (dBuV/m)	Margin (dB)	Remark
1	5459.650	62.23	1.79	64.02	74.00	-9.98	peak
2	5460.000	60.57	1.79	62.36	74.00	-11.64	peak
3	5467.300	62.98	1.79	64.77	68.20	-3.43	peak
4	5470.000	61.11	1.80	62.91	68.20	-5.29	peak
5*	5598.625	107.13	1.62	108.75	68.20	40.55	peak
6	5725.000	64.22	1.89	66.11	68.20	-2.09	peak
7	5739.725	65.12	2.09	67.21	68.20	-0.99	peak

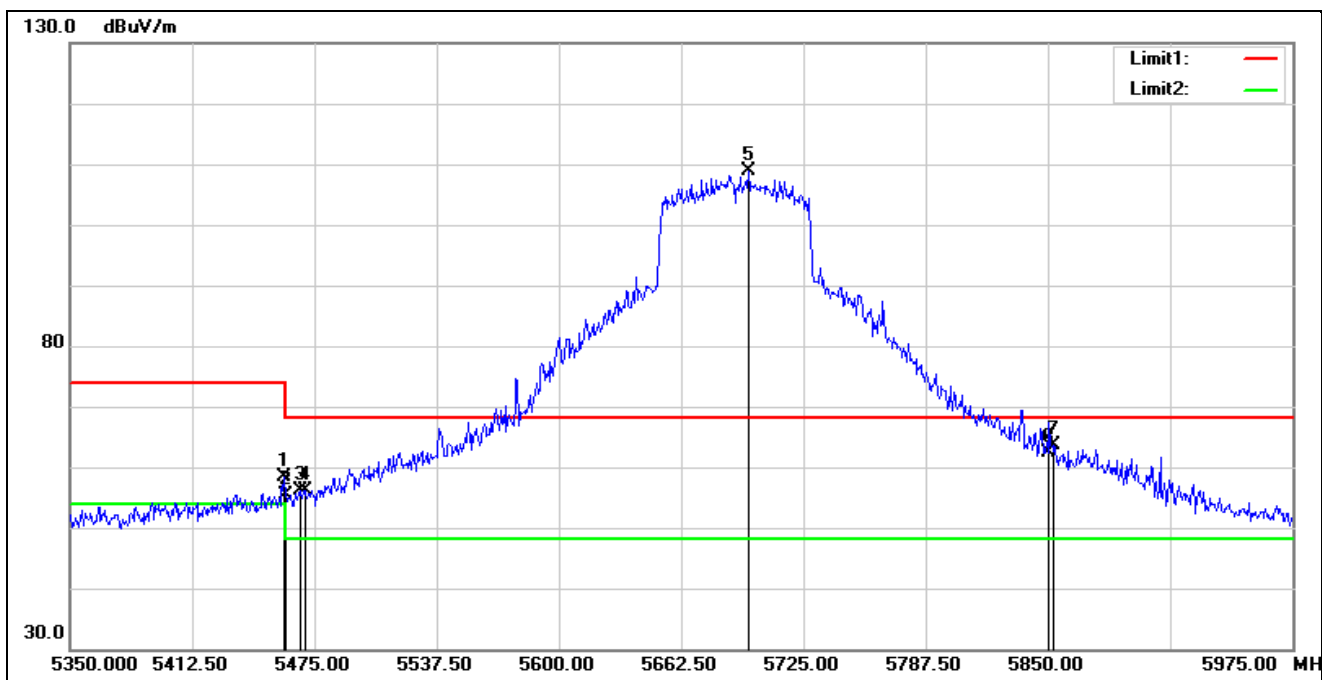
Standard:	Part 15.407	Test Site:	966 Chamber
Polarization:	Horizontal		
Test Mode:	802.11ac VHT80 5690 MHz		
Remark:			



Standard:	Part 15.407	Test Site:	966 Chamber
Polarization:	Horizontal		
Test Mode:	802.11ac VHT80 5690 MHz		
Remark:			

No.	Frequency (MHz)	Reading (dBuV)	Correction (dB/m)	Result (dBuV/m)	Limit (dBuV/m)	Margin (dB)	Remark
1	5448.125	55.64	1.75	57.39	74.00	-16.61	peak
2	5460.000	53.41	1.79	55.20	74.00	-18.80	peak
3	5468.750	55.64	1.80	57.44	68.20	-10.76	peak
4	5470.000	52.89	1.80	54.69	68.20	-13.51	peak
5*	5693.125	106.83	1.58	108.41	68.20	40.21	peak
6	5850.000	61.06	2.57	63.63	68.20	-4.57	peak
7	5853.750	62.89	2.59	65.48	68.20	-2.72	peak

Standard:	Part 15.407	Test Site:	966 Chamber
Polarization:	Vertical		
Test Mode:	802.11ac VHT80 5690 MHz		
Remark:			



Standard:	Part 15.407	Test Site:	966 Chamber
Polarization:	Vertical		
Test Mode:	802.11ac VHT80 5690 MHz		
Remark:			

No.	Frequency (MHz)	Reading (dBuV)	Correction (dB/m)	Result (dBuV/m)	Limit (dBuV/m)	Margin (dB)	Remark
1	5459.375	56.62	1.79	58.41	74.00	-15.59	peak
2	5460.000	53.61	1.79	55.40	74.00	-18.60	peak
3	5467.500	54.23	1.79	56.02	68.20	-12.18	peak
4	5470.000	54.36	1.80	56.16	68.20	-12.04	peak
5*	5696.875	107.20	1.58	108.78	68.20	40.58	peak
6	5850.000	59.78	2.57	62.35	68.20	-5.85	peak
7	5852.500	61.07	2.59	63.66	68.20	-4.54	peak

Standard:	Part 15.407	Test Site:	966 Chamber
Polarization:	Horizontal		
Test Mode:	802.11ac VHT80 5775 MHz		
Remark:			

