

Appendix A. Test Data

Note : Occupied Channel Bandwidth 99% limit for reference

1x1

In-Band Emissions (5955 MHz; 11a (20 MHz))

Result

DUT Frequency (MHz)	Result
5955.000000	PASS

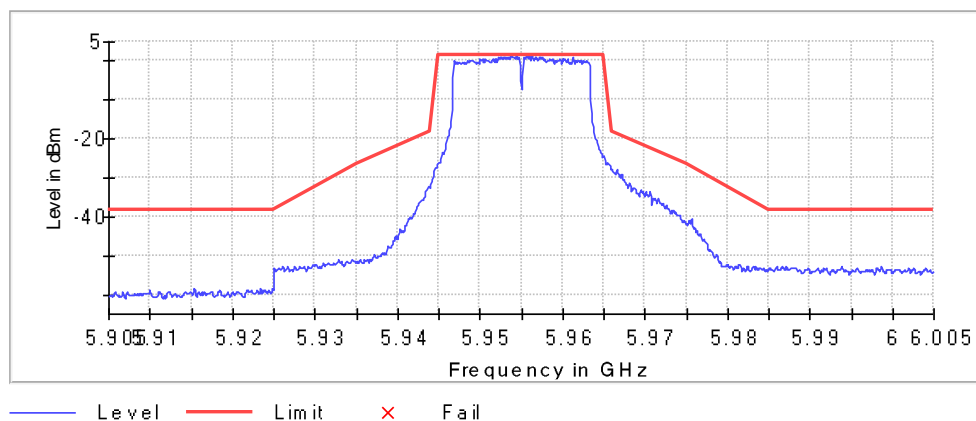
Inband Peak

Frequency (MHz)	Level (dBm)
5953.850000	1.7

Measurements

Frequency (MHz)	Level (dBm)	Margin (dB)	Limit (dBm)	Result
5953.750000	1.6	0.1	1.7	PASS
5955.650000	1.4	0.3	1.7	PASS
5954.450000	1.3	0.3	1.7	PASS
5955.950000	1.3	0.3	1.7	PASS
5956.250000	1.3	0.4	1.7	PASS
5954.050000	1.2	0.4	1.7	PASS
5957.250000	1.2	0.5	1.7	PASS
5955.750000	1.2	0.5	1.7	PASS
5955.350000	1.2	0.5	1.7	PASS
5956.350000	1.2	0.5	1.7	PASS
5954.750000	1.2	0.5	1.7	PASS
5954.350000	1.2	0.5	1.7	PASS
5952.550000	1.1	0.5	1.7	PASS
5953.150000	1.1	0.6	1.7	PASS
5953.450000	1.1	0.6	1.7	PASS

In Band



Measurement 1

Setting	Instrument Value	Target Value
Start Frequency	5.90500 GHz	5.90500 GHz
Stop Frequency	6.00500 GHz	6.00500 GHz
Span	100.000 MHz	100.000 MHz
RBW	200.000 kHz	~ 200.000 kHz
VBW	500.000 kHz	~ 600.000 kHz
SweepPoints	1000	~ 1000
Sweeptime	1.000 ms	AUTO
Reference Level	10.000 dBm	0.000 dBm
Attenuation	20.000 dB	AUTO
Detector	RMS	RMS
SweepCount	100	100
Filter	3 dB	3 dB
Trace Mode	Average Power	Average Power
Sweeptype	Sweep	Sweep
Preamp	off	off

In-Band Emissions (6175 MHz; 11a (20 MHz))

Result

DUT Frequency (MHz)	Result
6175.000000	PASS

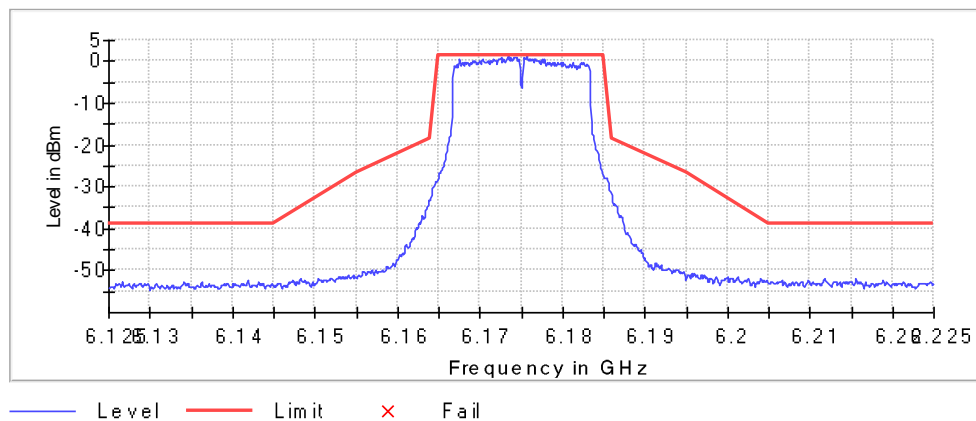
Inband Peak

Frequency (MHz)	Level (dBm)
6175.650000	1.3

Measurements

Frequency (MHz)	Level (dBm)	Margin (dB)	Limit (dBm)	Result
6173.450000	1.2	0.0	1.3	PASS
6174.150000	1.1	0.1	1.3	PASS
6174.350000	1.1	0.2	1.3	PASS
6174.450000	1.0	0.3	1.3	PASS
6174.250000	1.0	0.3	1.3	PASS
6173.750000	0.9	0.4	1.3	PASS
6175.350000	0.9	0.4	1.3	PASS
6172.550000	0.8	0.5	1.3	PASS
6172.450000	0.7	0.6	1.3	PASS
6174.050000	0.7	0.6	1.3	PASS
6172.250000	0.7	0.6	1.3	PASS
6173.550000	0.7	0.6	1.3	PASS
6173.350000	0.7	0.6	1.3	PASS
6176.650000	0.7	0.6	1.3	PASS
6175.550000	0.7	0.6	1.3	PASS

In Band



Measurement 1

Setting	Instrument Value	Target Value
Start Frequency	6.12500 GHz	6.12500 GHz
Stop Frequency	6.22500 GHz	6.22500 GHz
Span	100.000 MHz	100.000 MHz
RBW	200.000 kHz	~ 200.000 kHz
VBW	500.000 kHz	~ 600.000 kHz
SweepPoints	1000	~ 1000
Sweeptime	1.000 ms	AUTO
Reference Level	10.000 dBm	0.000 dBm
Attenuation	20.000 dB	AUTO
Detector	RMS	RMS
SweepCount	100	100
Filter	3 dB	3 dB
Trace Mode	Average Power	Average Power
Sweeptype	Sweep	Sweep
Preamp	off	off

In-Band Emissions (6415 MHz; 11a (20 MHz))

Result

DUT Frequency (MHz)	Result
6415.000000	PASS

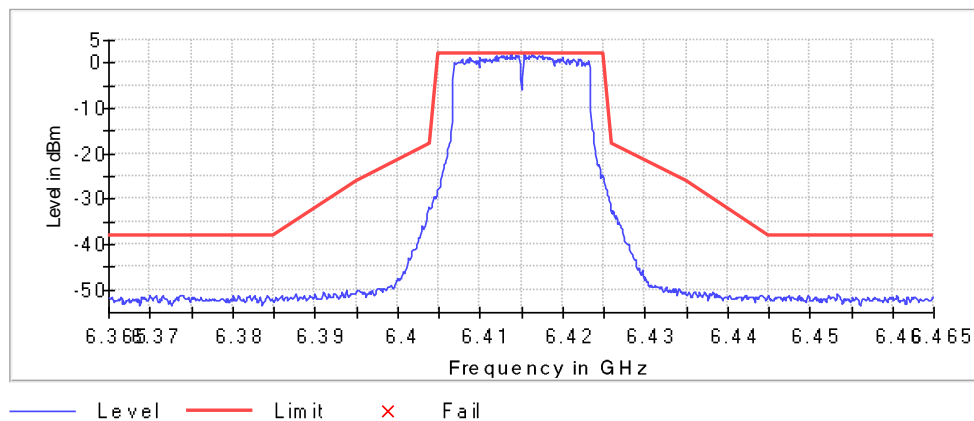
Inband Peak

Frequency (MHz)	Level (dBm)
6416.250000	2.0

Measurements

Frequency (MHz)	Level (dBm)	Margin (dB)	Limit (dBm)	Result
6416.250000	2.0	0.0	2.0	PASS
6415.350000	1.9	0.0	2.0	PASS
6413.850000	1.9	0.1	2.0	PASS
6413.750000	1.8	0.1	2.0	PASS
6413.250000	1.7	0.3	2.0	PASS
6414.650000	1.6	0.3	2.0	PASS
6417.250000	1.6	0.3	2.0	PASS
6414.450000	1.6	0.3	2.0	PASS
6416.550000	1.6	0.3	2.0	PASS
6413.150000	1.6	0.4	2.0	PASS
6414.350000	1.6	0.4	2.0	PASS
6411.950000	1.6	0.4	2.0	PASS
6412.550000	1.6	0.4	2.0	PASS
6415.950000	1.6	0.4	2.0	PASS
6417.550000	1.5	0.4	2.0	PASS

In Band



Measurement 1

Setting	Instrument Value	Target Value
Start Frequency	6.36500 GHz	6.36500 GHz
Stop Frequency	6.46500 GHz	6.46500 GHz
Span	100.000 MHz	100.000 MHz
RBW	200.000 kHz	~ 200.000 kHz
VBW	500.000 kHz	~ 600.000 kHz
SweepPoints	1000	~ 1000
Sweeptime	1.000 ms	AUTO
Reference Level	10.000 dBm	0.000 dBm
Attenuation	20.000 dB	AUTO
Detector	RMS	RMS
SweepCount	100	100
Filter	3 dB	3 dB
Trace Mode	Average Power	Average Power
Sweeptype	Sweep	Sweep
Preamp	off	off

In-Band Emissions (6435 MHz; 11a (20 MHz))

Result

DUT Frequency (MHz)	Result
6435.000000	PASS

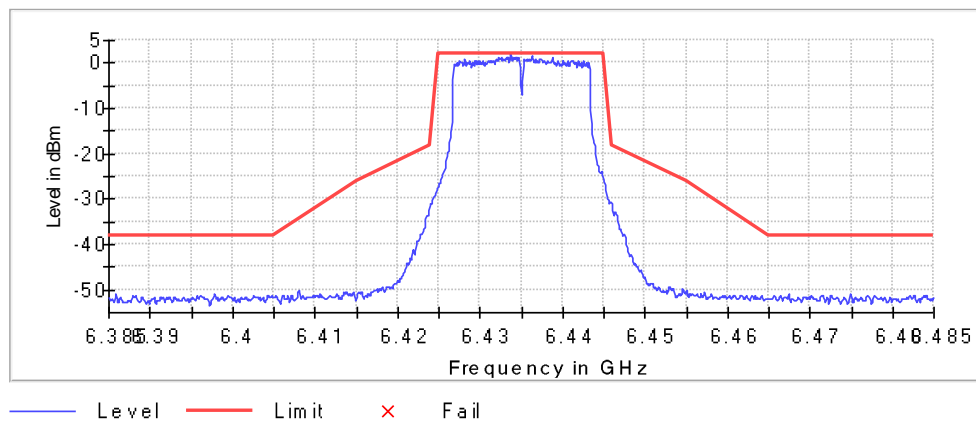
Inband Peak

Frequency (MHz)	Level (dBm)
6433.750000	1.9

Measurements

Frequency (MHz)	Level (dBm)	Margin (dB)	Limit (dBm)	Result
6436.250000	1.7	0.2	1.9	PASS
6434.150000	1.4	0.5	1.9	PASS
6433.850000	1.4	0.5	1.9	PASS
6436.350000	1.4	0.5	1.9	PASS
6433.450000	1.3	0.6	1.9	PASS
6432.550000	1.3	0.6	1.9	PASS
6433.150000	1.2	0.7	1.9	PASS
6434.350000	1.2	0.7	1.9	PASS
6433.350000	1.2	0.7	1.9	PASS
6434.650000	1.2	0.7	1.9	PASS
6434.450000	1.2	0.7	1.9	PASS
6438.750000	1.1	0.8	1.9	PASS
6432.250000	1.1	0.8	1.9	PASS
6435.650000	1.0	0.9	1.9	PASS
6432.850000	1.0	0.9	1.9	PASS

In Band



Measurement 1

Setting	Instrument Value	Target Value
Start Frequency	6.38500 GHz	6.38500 GHz
Stop Frequency	6.48500 GHz	6.48500 GHz
Span	100.000 MHz	100.000 MHz
RBW	200.000 kHz	~ 200.000 kHz
VBW	500.000 kHz	~ 600.000 kHz
SweepPoints	1000	~ 1000
Sweeptime	1.000 ms	AUTO
Reference Level	10.000 dBm	0.000 dBm
Attenuation	20.000 dB	AUTO
Detector	RMS	RMS
SweepCount	100	100
Filter	3 dB	3 dB
Trace Mode	Average Power	Average Power
Sweeptype	Sweep	Sweep
Preamp	off	off

In-Band Emissions (6475 MHz; 11a (20 MHz))

Result

DUT Frequency (MHz)	Result
6475.000000	PASS

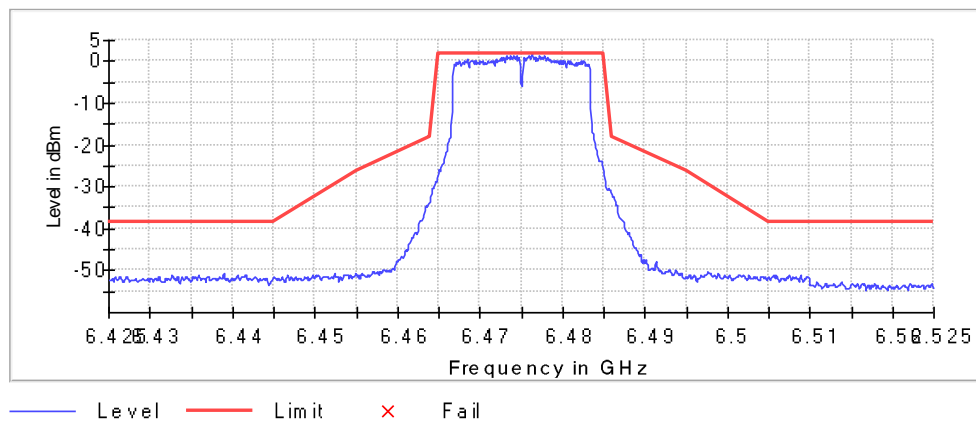
Inband Peak

Frequency (MHz)	Level (dBm)
6476.250000	1.7

Measurements

Frequency (MHz)	Level (dBm)	Margin (dB)	Limit (dBm)	Result
6476.250000	1.7	0.0	1.7	PASS
6476.350000	1.5	0.2	1.7	PASS
6477.850000	1.3	0.4	1.7	PASS
6473.150000	1.3	0.4	1.7	PASS
6474.150000	1.3	0.5	1.7	PASS
6475.950000	1.3	0.5	1.7	PASS
6477.250000	1.3	0.5	1.7	PASS
6474.450000	1.2	0.5	1.7	PASS
6473.750000	1.2	0.6	1.7	PASS
6473.550000	1.1	0.6	1.7	PASS
6472.550000	1.1	0.6	1.7	PASS
6475.350000	1.1	0.6	1.7	PASS
6473.450000	1.1	0.6	1.7	PASS
6476.650000	1.1	0.6	1.7	PASS
6474.050000	1.1	0.7	1.7	PASS

In Band



Measurement 1

Setting	Instrument Value	Target Value
Start Frequency	6.42500 GHz	6.42500 GHz
Stop Frequency	6.52500 GHz	6.52500 GHz
Span	100.000 MHz	100.000 MHz
RBW	200.000 kHz	~ 200.000 kHz
VBW	500.000 kHz	~ 600.000 kHz
SweepPoints	1000	~ 1000
Sweeptime	1.000 ms	AUTO
Reference Level	10.000 dBm	0.000 dBm
Attenuation	20.000 dB	AUTO
Detector	RMS	RMS
SweepCount	100	100
Filter	3 dB	3 dB
Trace Mode	Average Power	Average Power
Sweeptype	Sweep	Sweep
Preamp	off	off

In-Band Emissions (6515 MHz; 11a (20 MHz))

Result

DUT Frequency (MHz)	Result
6515.000000	PASS

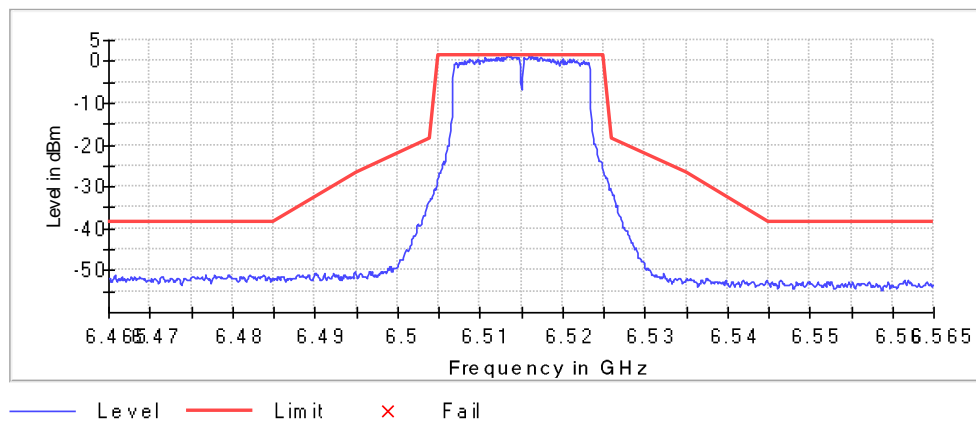
Inband Peak

Frequency (MHz)	Level (dBm)
6513.450000	1.4

Measurements

Frequency (MHz)	Level (dBm)	Margin (dB)	Limit (dBm)	Result
6513.450000	1.4	0.0	1.4	PASS
6516.250000	1.4	0.0	1.4	PASS
6515.950000	1.3	0.1	1.4	PASS
6513.550000	1.2	0.2	1.4	PASS
6513.150000	1.2	0.2	1.4	PASS
6513.750000	1.1	0.3	1.4	PASS
6516.350000	1.1	0.3	1.4	PASS
6516.550000	1.1	0.3	1.4	PASS
6512.250000	1.0	0.4	1.4	PASS
6512.550000	1.0	0.4	1.4	PASS
6517.450000	1.0	0.4	1.4	PASS
6515.850000	1.0	0.4	1.4	PASS
6514.150000	1.0	0.4	1.4	PASS
6513.250000	0.9	0.5	1.4	PASS
6511.950000	0.9	0.5	1.4	PASS

In Band



Measurement 1

Setting	Instrument Value	Target Value
Start Frequency	6.46500 GHz	6.46500 GHz
Stop Frequency	6.56500 GHz	6.56500 GHz
Span	100.000 MHz	100.000 MHz
RBW	200.000 kHz	~ 200.000 kHz
VBW	500.000 kHz	~ 600.000 kHz
SweepPoints	1000	~ 1000
Sweeptime	1.000 ms	AUTO
Reference Level	10.000 dBm	0.000 dBm
Attenuation	20.000 dB	AUTO
Detector	RMS	RMS
SweepCount	100	100
Filter	3 dB	3 dB
Trace Mode	Average Power	Average Power
Sweeptype	Sweep	Sweep
Preamp	off	off

In-Band Emissions (6535 MHz; 11a (20 MHz))

Result

DUT Frequency (MHz)	Result
6535.000000	PASS

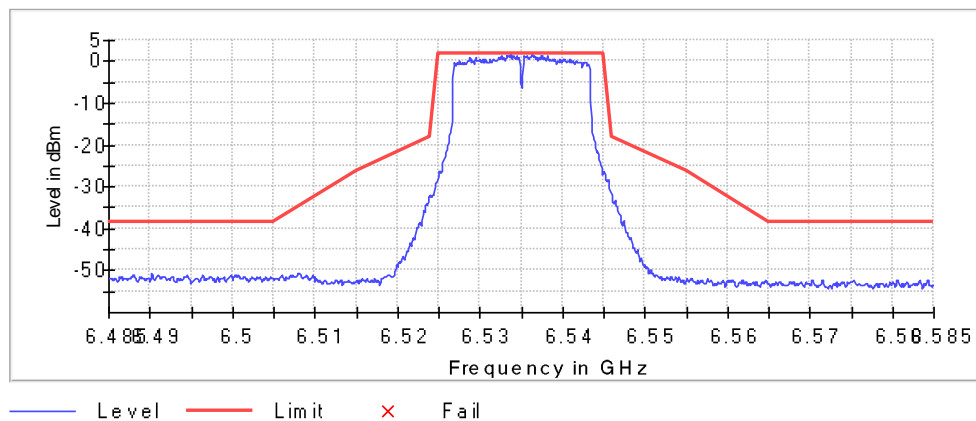
Inband Peak

Frequency (MHz)	Level (dBm)
6533.750000	1.7

Measurements

Frequency (MHz)	Level (dBm)	Margin (dB)	Limit (dBm)	Result
6536.250000	1.6	0.1	1.7	PASS
6536.350000	1.5	0.2	1.7	PASS
6535.650000	1.4	0.3	1.7	PASS
6537.550000	1.4	0.3	1.7	PASS
6533.550000	1.4	0.4	1.7	PASS
6534.150000	1.3	0.4	1.7	PASS
6533.850000	1.3	0.5	1.7	PASS
6533.450000	1.2	0.5	1.7	PASS
6536.550000	1.2	0.5	1.7	PASS
6534.450000	1.2	0.5	1.7	PASS
6537.450000	1.2	0.5	1.7	PASS
6534.050000	1.2	0.5	1.7	PASS
6532.550000	1.2	0.5	1.7	PASS
6533.250000	1.2	0.6	1.7	PASS
6538.150000	1.2	0.6	1.7	PASS

In Band



Measurement 1

Setting	Instrument Value	Target Value
Start Frequency	6.48500 GHz	6.48500 GHz
Stop Frequency	6.58500 GHz	6.58500 GHz
Span	100.000 MHz	100.000 MHz
RBW	200.000 kHz	~ 200.000 kHz
VBW	500.000 kHz	~ 600.000 kHz
SweepPoints	1000	~ 1000
Sweeptime	1.000 ms	AUTO
Reference Level	10.000 dBm	0.000 dBm
Attenuation	20.000 dB	AUTO
Detector	RMS	RMS
SweepCount	100	100
Filter	3 dB	3 dB
Trace Mode	Average Power	Average Power
Sweeptype	Sweep	Sweep
Preamp	off	off

In-Band Emissions (6695 MHz; 11a (20 MHz))

Result

DUT Frequency (MHz)	Result
6695.000000	PASS

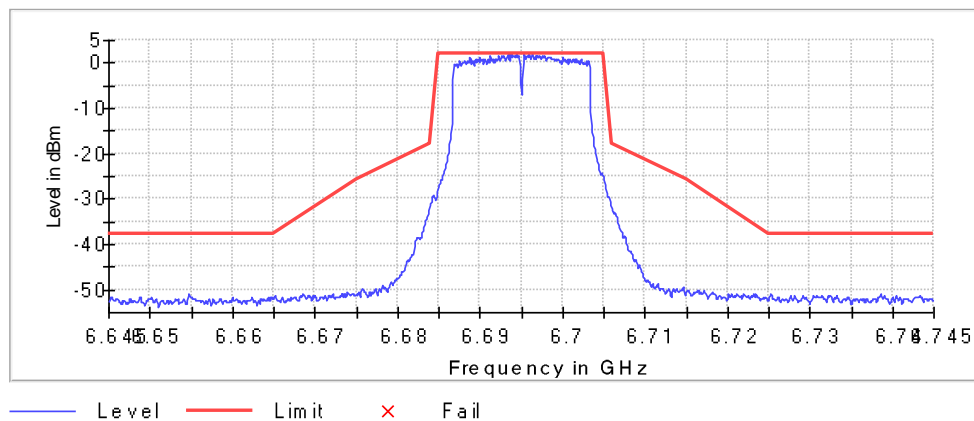
Inband Peak

Frequency (MHz)	Level (dBm)
6693.750000	2.2

Measurements

Frequency (MHz)	Level (dBm)	Margin (dB)	Limit (dBm)	Result
6696.350000	2.1	0.0	2.2	PASS
6693.850000	2.0	0.1	2.2	PASS
6693.450000	2.0	0.2	2.2	PASS
6696.250000	2.0	0.2	2.2	PASS
6694.450000	1.9	0.3	2.2	PASS
6695.350000	1.8	0.3	2.2	PASS
6695.950000	1.8	0.3	2.2	PASS
6694.350000	1.8	0.4	2.2	PASS
6696.950000	1.7	0.5	2.2	PASS
6694.150000	1.7	0.5	2.2	PASS
6692.550000	1.6	0.5	2.2	PASS
6694.650000	1.6	0.6	2.2	PASS
6697.250000	1.6	0.6	2.2	PASS
6694.050000	1.6	0.6	2.2	PASS
6695.650000	1.6	0.6	2.2	PASS

In Band



Measurement 1

Setting	Instrument Value	Target Value
Start Frequency	6.64500 GHz	6.64500 GHz
Stop Frequency	6.74500 GHz	6.74500 GHz
Span	100.000 MHz	100.000 MHz
RBW	200.000 kHz	~ 200.000 kHz
VBW	500.000 kHz	~ 600.000 kHz
SweepPoints	1000	~ 1000
Sweeptime	1.000 ms	AUTO
Reference Level	10.000 dBm	0.000 dBm
Attenuation	20.000 dB	AUTO
Detector	RMS	RMS
SweepCount	100	100
Filter	3 dB	3 dB
Trace Mode	Average Power	Average Power
Sweeptype	Sweep	Sweep
Preamp	off	off

In-Band Emissions (6855 MHz; 11a (20 MHz))

Result

DUT Frequency (MHz)	Result
6855.000000	PASS

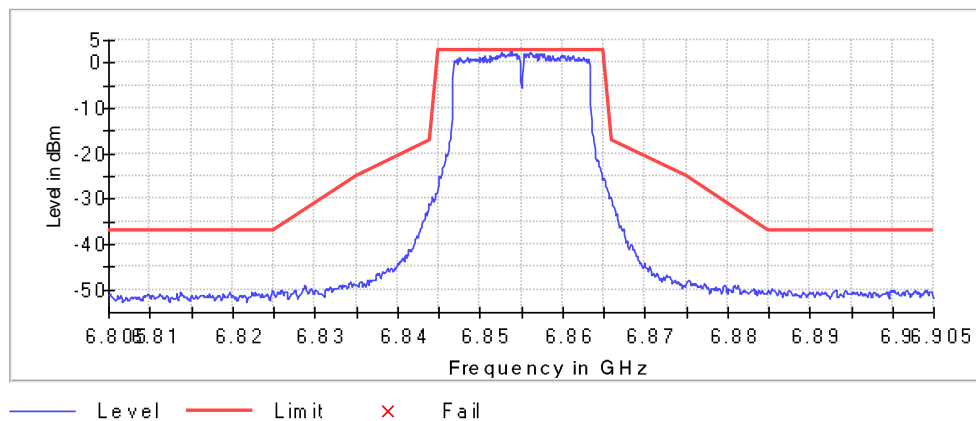
Inband Peak

Frequency (MHz)	Level (dBm)
6853.750000	2.8

Measurements

Frequency (MHz)	Level (dBm)	Margin (dB)	Limit (dBm)	Result
6853.850000	2.7	0.1	2.8	PASS
6856.050000	2.3	0.6	2.8	PASS
6852.550000	2.2	0.6	2.8	PASS
6855.950000	2.1	0.7	2.8	PASS
6854.050000	2.1	0.7	2.8	PASS
6852.850000	2.1	0.7	2.8	PASS
6857.750000	2.1	0.8	2.8	PASS
6854.350000	2.0	0.8	2.8	PASS
6853.450000	2.0	0.8	2.8	PASS
6854.150000	2.0	0.8	2.8	PASS
6854.450000	2.0	0.8	2.8	PASS
6855.650000	2.0	0.8	2.8	PASS
6856.250000	2.0	0.9	2.8	PASS
6855.350000	1.9	0.9	2.8	PASS
6856.850000	1.9	0.9	2.8	PASS

In Band



Measurement 1

Setting	Instrument Value	Target Value
Start Frequency	6.80500 GHz	6.80500 GHz
Stop Frequency	6.90500 GHz	6.90500 GHz
Span	100.000 MHz	100.000 MHz
RBW	200.000 kHz	~ 200.000 kHz
VBW	500.000 kHz	~ 600.000 kHz
SweepPoints	1000	~ 1000
Sweeptime	1.000 ms	AUTO
Reference Level	10.000 dBm	0.000 dBm
Attenuation	20.000 dB	AUTO
Detector	RMS	RMS
SweepCount	100	100
Filter	3 dB	3 dB
Trace Mode	Average Power	Average Power
Sweeptype	Sweep	Sweep
Preamp	off	off

In-Band Emissions (6875 MHz; 11a (20 MHz))

Result

DUT Frequency (MHz)	Result
6875.000000	PASS

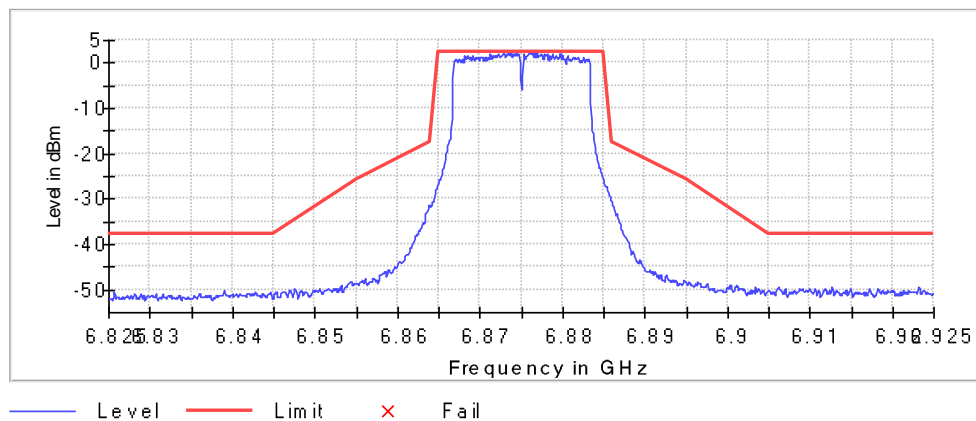
Inband Peak

Frequency (MHz)	Level (dBm)
6875.950000	2.4

Measurements

Frequency (MHz)	Level (dBm)	Margin (dB)	Limit (dBm)	Result
6875.950000	2.4	0.0	2.4	PASS
6872.850000	2.4	0.0	2.4	PASS
6876.050000	2.3	0.1	2.4	PASS
6873.750000	2.3	0.1	2.4	PASS
6876.250000	2.3	0.2	2.4	PASS
6876.950000	2.3	0.2	2.4	PASS
6873.550000	2.2	0.2	2.4	PASS
6876.550000	2.2	0.2	2.4	PASS
6874.450000	2.2	0.2	2.4	PASS
6874.350000	2.2	0.3	2.4	PASS
6873.450000	2.1	0.3	2.4	PASS
6874.750000	2.1	0.3	2.4	PASS
6873.150000	2.1	0.4	2.4	PASS
6873.850000	2.0	0.4	2.4	PASS
6871.250000	2.0	0.4	2.4	PASS

In Band



Measurement 1

Setting	Instrument Value	Target Value
Start Frequency	6.82500 GHz	6.82500 GHz
Stop Frequency	6.92500 GHz	6.92500 GHz
Span	100.000 MHz	100.000 MHz
RBW	200.000 kHz	~ 200.000 kHz
VBW	500.000 kHz	~ 600.000 kHz
SweepPoints	1000	~ 1000
Sweeptime	1.000 ms	AUTO
Reference Level	10.000 dBm	0.000 dBm
Attenuation	20.000 dB	AUTO
Detector	RMS	RMS
SweepCount	100	100
Filter	3 dB	3 dB
Trace Mode	Average Power	Average Power
Sweeptype	Sweep	Sweep
Preamp	off	off

In-Band Emissions (6895 MHz; 11a (20 MHz))

Result

DUT Frequency (MHz)	Result
6895.000000	PASS

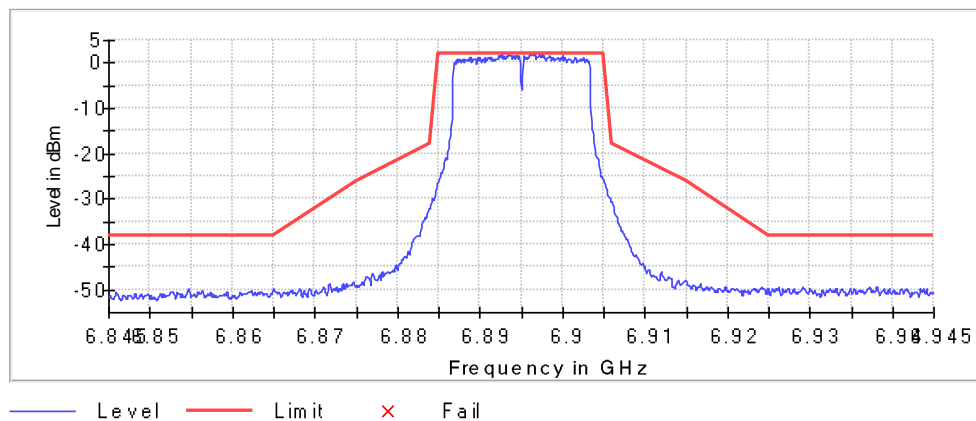
Inband Peak

Frequency (MHz)	Level (dBm)
6897.550000	2.0

Measurements

Frequency (MHz)	Level (dBm)	Margin (dB)	Limit (dBm)	Result
6897.550000	2.0	0.0	2.0	PASS
6896.050000	2.0	0.0	2.0	PASS
6896.250000	1.9	0.1	2.0	PASS
6892.550000	1.9	0.1	2.0	PASS
6893.550000	1.9	0.1	2.0	PASS
6897.250000	1.9	0.1	2.0	PASS
6896.350000	1.9	0.1	2.0	PASS
6896.550000	1.8	0.1	2.0	PASS
6893.750000	1.8	0.2	2.0	PASS
6895.350000	1.8	0.2	2.0	PASS
6895.950000	1.8	0.2	2.0	PASS
6893.450000	1.8	0.2	2.0	PASS
6898.450000	1.7	0.2	2.0	PASS
6896.650000	1.6	0.3	2.0	PASS
6892.850000	1.6	0.3	2.0	PASS

In Band



Measurement 1

Setting	Instrument Value	Target Value
Start Frequency	6.84500 GHz	6.84500 GHz
Stop Frequency	6.94500 GHz	6.94500 GHz
Span	100.000 MHz	100.000 MHz
RBW	200.000 kHz	~ 200.000 kHz
VBW	500.000 kHz	~ 600.000 kHz
SweepPoints	1000	~ 1000
Sweeptime	1.000 ms	AUTO
Reference Level	10.000 dBm	0.000 dBm
Attenuation	20.000 dB	AUTO
Detector	RMS	RMS
SweepCount	100	100
Filter	3 dB	3 dB
Trace Mode	Average Power	Average Power
Sweeptype	Sweep	Sweep
Preamp	off	off

In-Band Emissions (6995 MHz; 11a (20 MHz))

Result

DUT Frequency (MHz)	Result
6995.000000	PASS

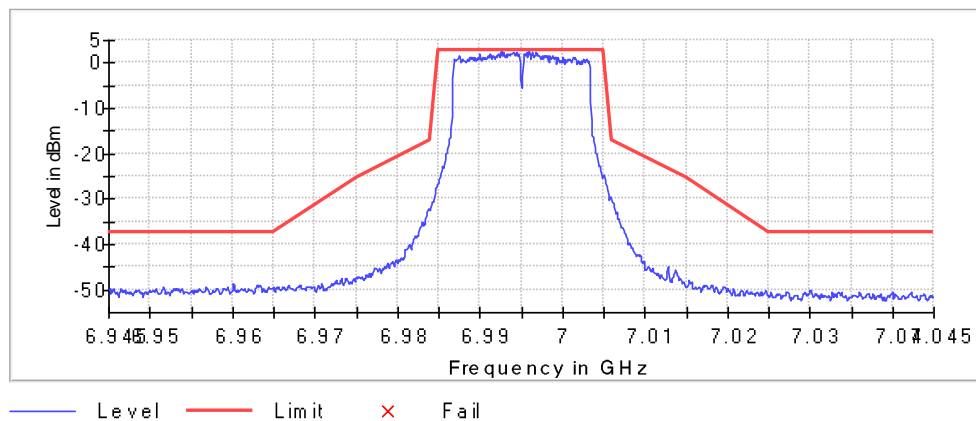
Inband Peak

Frequency (MHz)	Level (dBm)
6992.550000	2.8

Measurements

Frequency (MHz)	Level (dBm)	Margin (dB)	Limit (dBm)	Result
6992.550000	2.8	0.0	2.8	PASS
6995.950000	2.7	0.0	2.8	PASS
6996.250000	2.5	0.3	2.8	PASS
6994.050000	2.4	0.4	2.8	PASS
6994.150000	2.4	0.4	2.8	PASS
6996.850000	2.3	0.5	2.8	PASS
6996.350000	2.3	0.5	2.8	PASS
6995.650000	2.2	0.5	2.8	PASS
6994.450000	2.2	0.5	2.8	PASS
6992.850000	2.2	0.5	2.8	PASS
6993.450000	2.2	0.6	2.8	PASS
6993.850000	2.2	0.6	2.8	PASS
6993.950000	2.1	0.7	2.8	PASS
6995.850000	2.1	0.7	2.8	PASS
6993.750000	2.1	0.7	2.8	PASS

In Band



Measurement 1

Setting	Instrument Value	Target Value
Start Frequency	6.94500 GHz	6.94500 GHz
Stop Frequency	7.04500 GHz	7.04500 GHz
Span	100.000 MHz	100.000 MHz
RBW	200.000 kHz	~ 200.000 kHz
VBW	500.000 kHz	~ 600.000 kHz
SweepPoints	1000	~ 1000
Sweeptime	1.000 ms	AUTO
Reference Level	10.000 dBm	0.000 dBm
Attenuation	20.000 dB	AUTO
Detector	RMS	RMS
SweepCount	100	100
Filter	3 dB	3 dB
Trace Mode	Average Power	Average Power
Sweeptype	Sweep	Sweep
Preamp	off	off

In-Band Emissions (7115 MHz; 11a (20 MHz))

Result

DUT Frequency (MHz)	Result
7115.000000	PASS

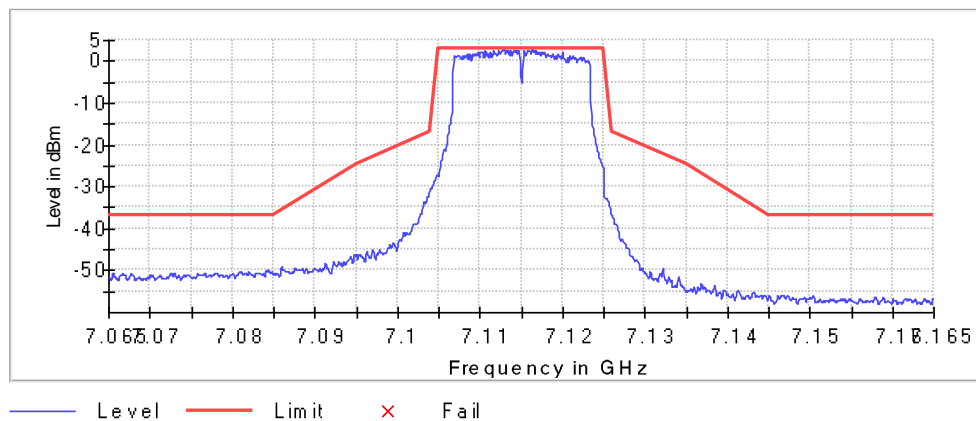
Inband Peak

Frequency (MHz)	Level (dBm)
7112.850000	3.2

Measurements

Frequency (MHz)	Level (dBm)	Margin (dB)	Limit (dBm)	Result
7116.250000	2.9	0.3	3.2	PASS
7115.950000	2.7	0.4	3.2	PASS
7112.550000	2.7	0.4	3.2	PASS
7112.750000	2.7	0.5	3.2	PASS
7115.750000	2.6	0.5	3.2	PASS
7116.350000	2.6	0.6	3.2	PASS
7115.350000	2.6	0.6	3.2	PASS
7114.450000	2.6	0.6	3.2	PASS
7111.650000	2.5	0.6	3.2	PASS
7112.250000	2.5	0.6	3.2	PASS
7112.950000	2.5	0.6	3.2	PASS
7116.550000	2.5	0.7	3.2	PASS
7114.650000	2.5	0.7	3.2	PASS
7112.650000	2.5	0.7	3.2	PASS
7114.350000	2.4	0.7	3.2	PASS

In Band



Measurement 1

Setting	Instrument Value	Target Value
Start Frequency	7.06500 GHz	7.06500 GHz
Stop Frequency	7.16500 GHz	7.16500 GHz
Span	100.000 MHz	100.000 MHz
RBW	200.000 kHz	~ 200.000 kHz
VBW	500.000 kHz	~ 600.000 kHz
SweepPoints	1000	~ 1000
Sweeptime	1.000 ms	AUTO
Reference Level	10.000 dBm	0.000 dBm
Attenuation	20.000 dB	AUTO
Detector	RMS	RMS
SweepCount	100	100
Filter	3 dB	3 dB
Trace Mode	Average Power	Average Power
Sweeptype	Sweep	Sweep
Preamp	off	off

In-Band Emissions (5955 MHz; 11ax20 (20 MHz))

Result

DUT Frequency (MHz)	Result
5955.000000	PASS

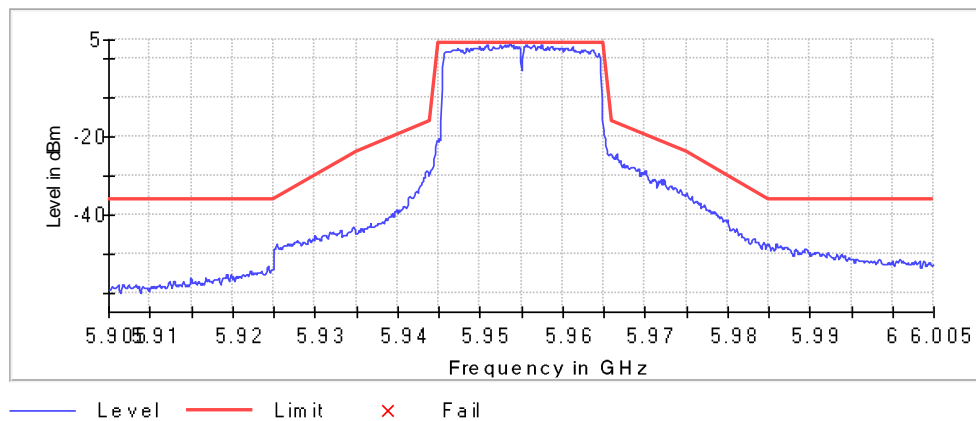
Inband Peak

Frequency (MHz)	Level (dBm)
5953.750000	4.0

Measurements

Frequency (MHz)	Level (dBm)	Margin (dB)	Limit (dBm)	Result
5953.650000	3.8	0.2	4.0	PASS
5955.550000	3.7	0.3	4.0	PASS
5954.050000	3.7	0.3	4.0	PASS
5950.950000	3.7	0.3	4.0	PASS
5952.450000	3.7	0.4	4.0	PASS
5956.450000	3.6	0.4	4.0	PASS
5953.550000	3.6	0.4	4.0	PASS
5952.950000	3.6	0.4	4.0	PASS
5953.350000	3.5	0.5	4.0	PASS
5956.550000	3.5	0.5	4.0	PASS
5950.850000	3.5	0.5	4.0	PASS
5957.450000	3.5	0.5	4.0	PASS
5955.650000	3.5	0.5	4.0	PASS
5957.550000	3.5	0.5	4.0	PASS
5952.850000	3.5	0.5	4.0	PASS

In Band



Measurement 1

Setting	Instrument Value	Target Value
Start Frequency	5.90500 GHz	5.90500 GHz
Stop Frequency	6.00500 GHz	6.00500 GHz
Span	100.000 MHz	100.000 MHz
RBW	200.000 kHz	~ 200.000 kHz
VBW	500.000 kHz	~ 600.000 kHz
SweepPoints	1000	~ 1000
Sweeptime	1.000 ms	AUTO
Reference Level	10.000 dBm	0.000 dBm
Attenuation	20.000 dB	AUTO
Detector	RMS	RMS
SweepCount	100	100
Filter	3 dB	3 dB
Trace Mode	Average Power	Average Power
Sweeptype	Sweep	Sweep
Preamp	off	off

In-Band Emissions (6175 MHz; 11ax20 (20 MHz))

Result

DUT Frequency (MHz)	Result
6175.000000	PASS

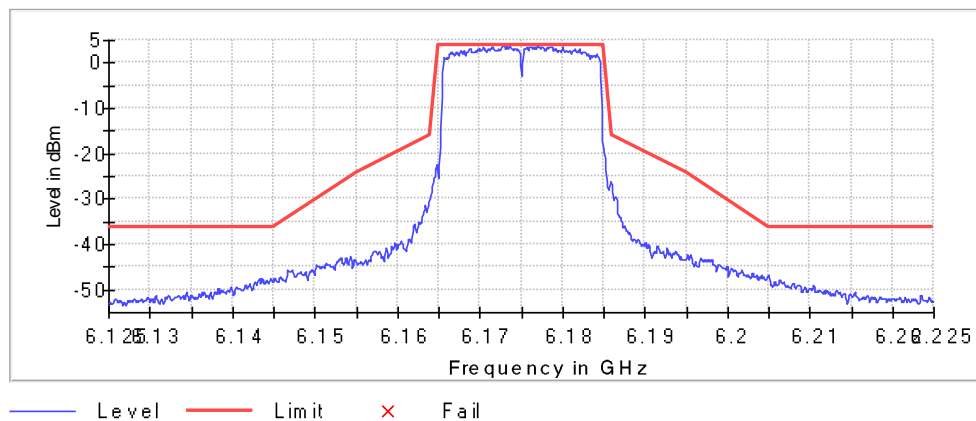
Inband Peak

Frequency (MHz)	Level (dBm)
6172.750000	3.9

Measurements

Frequency (MHz)	Level (dBm)	Margin (dB)	Limit (dBm)	Result
6172.750000	3.9	0.0	3.9	PASS
6173.650000	3.7	0.1	3.9	PASS
6177.050000	3.7	0.2	3.9	PASS
6173.250000	3.7	0.2	3.9	PASS
6172.850000	3.7	0.2	3.9	PASS
6180.050000	3.7	0.2	3.9	PASS
6172.650000	3.7	0.2	3.9	PASS
6176.150000	3.6	0.2	3.9	PASS
6178.650000	3.6	0.2	3.9	PASS
6177.250000	3.6	0.3	3.9	PASS
6176.250000	3.6	0.3	3.9	PASS
6173.550000	3.5	0.3	3.9	PASS
6178.150000	3.5	0.4	3.9	PASS
6178.550000	3.5	0.4	3.9	PASS
6170.450000	3.5	0.4	3.9	PASS

In Band



Measurement 1

Setting	Instrument Value	Target Value
Start Frequency	6.12500 GHz	6.12500 GHz
Stop Frequency	6.22500 GHz	6.22500 GHz
Span	100.000 MHz	100.000 MHz
RBW	200.000 kHz	~ 200.000 kHz
VBW	500.000 kHz	~ 600.000 kHz
SweepPoints	1000	~ 1000
Sweeptime	1.000 ms	AUTO
Reference Level	10.000 dBm	0.000 dBm
Attenuation	20.000 dB	AUTO
Detector	RMS	RMS
SweepCount	100	100
Filter	3 dB	3 dB
Trace Mode	Average Power	Average Power
Sweeptype	Sweep	Sweep
Preamp	off	off

In-Band Emissions (6415 MHz; 11ax20 (20 MHz))

Result

DUT Frequency (MHz)	Result
6415.000000	PASS

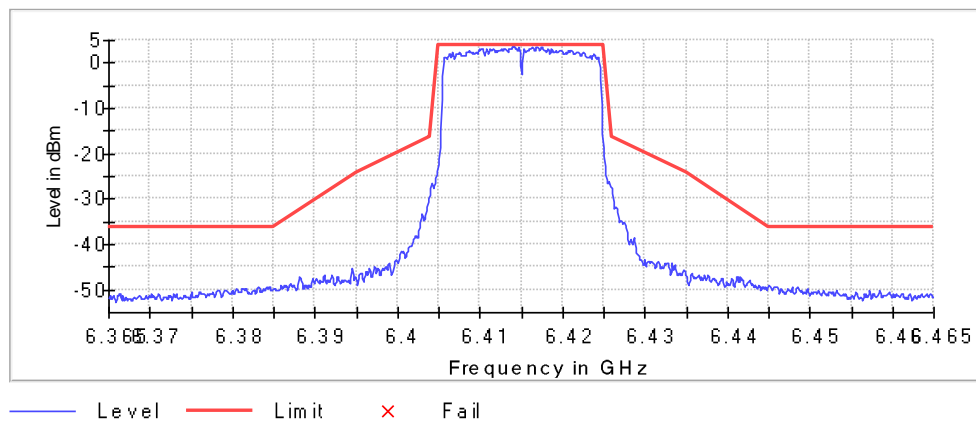
Inband Peak

Frequency (MHz)	Level (dBm)
6414.050000	3.8

Measurements

Frequency (MHz)	Level (dBm)	Margin (dB)	Limit (dBm)	Result
6414.150000	3.7	0.1	3.8	PASS
6416.950000	3.6	0.2	3.8	PASS
6413.950000	3.5	0.2	3.8	PASS
6416.850000	3.5	0.2	3.8	PASS
6414.250000	3.5	0.3	3.8	PASS
6416.250000	3.5	0.3	3.8	PASS
6417.050000	3.5	0.3	3.8	PASS
6417.450000	3.4	0.4	3.8	PASS
6416.750000	3.4	0.4	3.8	PASS
6416.350000	3.4	0.4	3.8	PASS
6414.750000	3.4	0.4	3.8	PASS
6417.550000	3.3	0.4	3.8	PASS
6415.350000	3.3	0.5	3.8	PASS
6412.950000	3.2	0.5	3.8	PASS
6413.550000	3.2	0.5	3.8	PASS

In Band



Measurement 1

Setting	Instrument Value	Target Value
Start Frequency	6.36500 GHz	6.36500 GHz
Stop Frequency	6.46500 GHz	6.46500 GHz
Span	100.000 MHz	100.000 MHz
RBW	200.000 kHz	~ 200.000 kHz
VBW	500.000 kHz	~ 600.000 kHz
SweepPoints	1000	~ 1000
Sweeptime	1.000 ms	AUTO
Reference Level	10.000 dBm	0.000 dBm
Attenuation	20.000 dB	AUTO
Detector	RMS	RMS
SweepCount	100	100
Filter	3 dB	3 dB
Trace Mode	Average Power	Average Power
Sweeptype	Sweep	Sweep
Preamp	off	off

In-Band Emissions (6435 MHz; 11ax20 (20 MHz))

Result

DUT Frequency (MHz)	Result
6435.000000	PASS

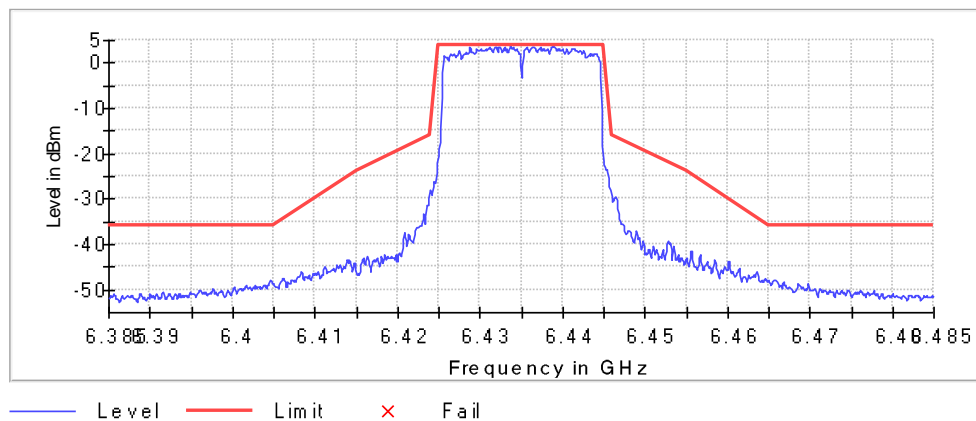
Inband Peak

Frequency (MHz)	Level (dBm)
6438.850000	4.0

Measurements

Frequency (MHz)	Level (dBm)	Margin (dB)	Limit (dBm)	Result
6438.850000	4.0	0.0	4.0	PASS
6433.750000	3.9	0.1	4.0	PASS
6438.750000	3.7	0.3	4.0	PASS
6431.850000	3.6	0.5	4.0	PASS
6432.950000	3.5	0.5	4.0	PASS
6436.350000	3.5	0.5	4.0	PASS
6431.950000	3.5	0.6	4.0	PASS
6431.750000	3.4	0.6	4.0	PASS
6437.350000	3.4	0.6	4.0	PASS
6431.150000	3.4	0.6	4.0	PASS
6436.250000	3.4	0.6	4.0	PASS
6432.250000	3.4	0.6	4.0	PASS
6428.750000	3.4	0.6	4.0	PASS
6438.650000	3.4	0.6	4.0	PASS
6438.950000	3.4	0.6	4.0	PASS

In Band



Measurement 1

Setting	Instrument Value	Target Value
Start Frequency	6.38500 GHz	6.38500 GHz
Stop Frequency	6.48500 GHz	6.48500 GHz
Span	100.000 MHz	100.000 MHz
RBW	200.000 kHz	~ 200.000 kHz
VBW	500.000 kHz	~ 600.000 kHz
SweepPoints	1000	~ 1000
Sweeptime	1.000 ms	AUTO
Reference Level	10.000 dBm	0.000 dBm
Attenuation	20.000 dB	AUTO
Detector	RMS	RMS
SweepCount	100	100
Filter	3 dB	3 dB
Trace Mode	Average Power	Average Power
Sweeptype	Sweep	Sweep
Preamp	off	off

In-Band Emissions (6475 MHz; 11ax20 (20 MHz))

Result

DUT Frequency (MHz)	Result
6475.000000	PASS

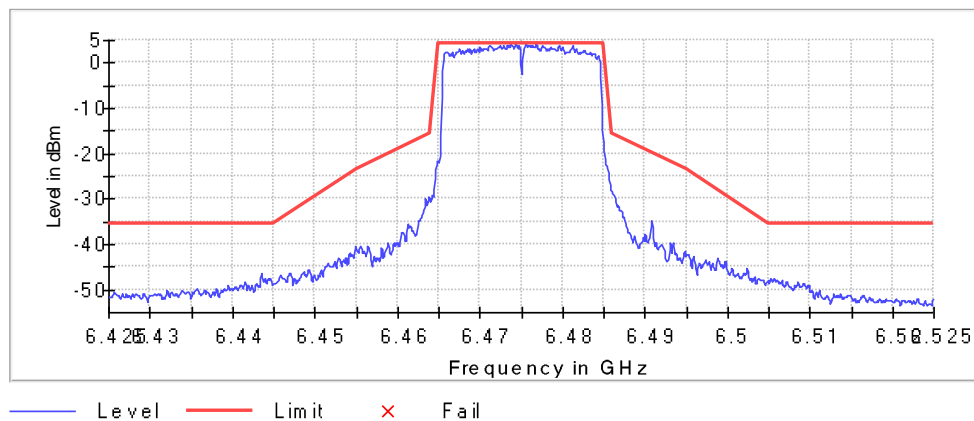
Inband Peak

Frequency (MHz)	Level (dBm)
6473.750000	4.3

Measurements

Frequency (MHz)	Level (dBm)	Margin (dB)	Limit (dBm)	Result
6475.550000	4.1	0.2	4.3	PASS
6476.850000	4.1	0.2	4.3	PASS
6474.350000	4.1	0.2	4.3	PASS
6473.850000	4.1	0.3	4.3	PASS
6477.550000	4.0	0.3	4.3	PASS
6473.350000	4.0	0.3	4.3	PASS
6481.250000	4.0	0.3	4.3	PASS
6471.150000	4.0	0.3	4.3	PASS
6474.750000	4.0	0.4	4.3	PASS
6475.450000	4.0	0.4	4.3	PASS
6474.250000	3.9	0.5	4.3	PASS
6474.450000	3.9	0.5	4.3	PASS
6473.450000	3.8	0.5	4.3	PASS
6476.350000	3.8	0.5	4.3	PASS
6479.550000	3.8	0.5	4.3	PASS

In Band



Measurement 1

Setting	Instrument Value	Target Value
Start Frequency	6.42500 GHz	6.42500 GHz
Stop Frequency	6.52500 GHz	6.52500 GHz
Span	100.000 MHz	100.000 MHz
RBW	200.000 kHz	~ 200.000 kHz
VBW	500.000 kHz	~ 600.000 kHz
SweepPoints	1000	~ 1000
Sweeptime	1.000 ms	AUTO
Reference Level	10.000 dBm	0.000 dBm
Attenuation	20.000 dB	AUTO
Detector	RMS	RMS
SweepCount	100	100
Filter	3 dB	3 dB
Trace Mode	Average Power	Average Power
Sweeptype	Sweep	Sweep
Preamp	off	off

In-Band Emissions (6515 MHz; 11ax20 (20 MHz))

Result

DUT Frequency (MHz)	Result
6515.000000	PASS

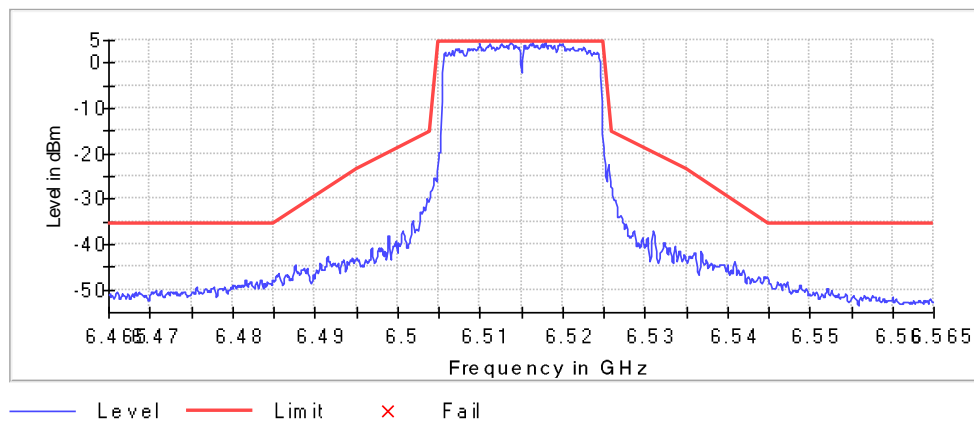
Inband Peak

Frequency (MHz)	Level (dBm)
6517.950000	4.6

Measurements

Frequency (MHz)	Level (dBm)	Margin (dB)	Limit (dBm)	Result
6517.950000	4.6	0.0	4.6	PASS
6516.350000	4.5	0.1	4.6	PASS
6513.750000	4.5	0.1	4.6	PASS
6513.850000	4.4	0.2	4.6	PASS
6512.550000	4.3	0.3	4.6	PASS
6517.550000	4.3	0.3	4.6	PASS
6519.950000	4.2	0.3	4.6	PASS
6509.950000	4.2	0.3	4.6	PASS
6513.950000	4.2	0.4	4.6	PASS
6513.650000	4.2	0.4	4.6	PASS
6519.650000	4.2	0.4	4.6	PASS
6517.850000	4.2	0.4	4.6	PASS
6516.050000	4.1	0.5	4.6	PASS
6511.250000	4.1	0.5	4.6	PASS
6517.450000	4.1	0.5	4.6	PASS

In Band



Measurement 1

Setting	Instrument Value	Target Value
Start Frequency	6.46500 GHz	6.46500 GHz
Stop Frequency	6.56500 GHz	6.56500 GHz
Span	100.000 MHz	100.000 MHz
RBW	200.000 kHz	~ 200.000 kHz
VBW	500.000 kHz	~ 600.000 kHz
SweepPoints	1000	~ 1000
Sweeptime	1.000 ms	AUTO
Reference Level	10.000 dBm	0.000 dBm
Attenuation	20.000 dB	AUTO
Detector	RMS	RMS
SweepCount	100	100
Filter	3 dB	3 dB
Trace Mode	Average Power	Average Power
Sweeptype	Sweep	Sweep
Preamp	off	off

In-Band Emissions (6535 MHz; 11ax20 (20 MHz))

Result

DUT Frequency (MHz)	Result
6535.000000	PASS

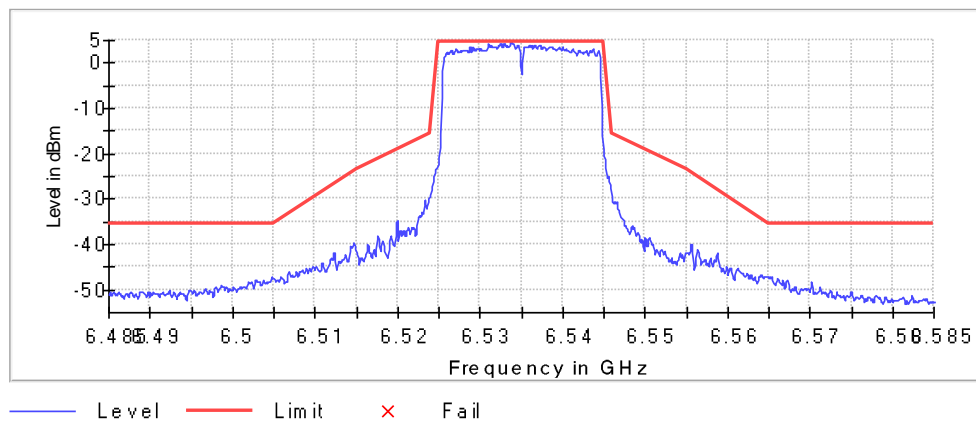
Inband Peak

Frequency (MHz)	Level (dBm)
6533.750000	4.5

Measurements

Frequency (MHz)	Level (dBm)	Margin (dB)	Limit (dBm)	Result
6533.750000	4.5	0.0	4.5	PASS
6533.850000	4.4	0.1	4.5	PASS
6534.050000	4.3	0.2	4.5	PASS
6532.850000	4.2	0.3	4.5	PASS
6532.950000	4.2	0.3	4.5	PASS
6533.950000	4.2	0.3	4.5	PASS
6532.550000	4.2	0.3	4.5	PASS
6532.450000	4.1	0.4	4.5	PASS
6531.050000	4.1	0.4	4.5	PASS
6534.150000	4.1	0.4	4.5	PASS
6533.350000	4.0	0.5	4.5	PASS
6537.150000	4.0	0.5	4.5	PASS
6532.350000	4.0	0.5	4.5	PASS
6536.550000	4.0	0.5	4.5	PASS
6535.950000	3.9	0.6	4.5	PASS

In Band



Measurement 1

Setting	Instrument Value	Target Value
Start Frequency	6.48500 GHz	6.48500 GHz
Stop Frequency	6.58500 GHz	6.58500 GHz
Span	100.000 MHz	100.000 MHz
RBW	200.000 kHz	~ 200.000 kHz
VBW	500.000 kHz	~ 600.000 kHz
SweepPoints	1000	~ 1000
Sweeptime	1.000 ms	AUTO
Reference Level	10.000 dBm	0.000 dBm
Attenuation	20.000 dB	AUTO
Detector	RMS	RMS
SweepCount	100	100
Filter	3 dB	3 dB
Trace Mode	Average Power	Average Power
Sweeptype	Sweep	Sweep
Preamp	off	off

In-Band Emissions (6695 MHz; 11ax20 (20 MHz))

Result

DUT Frequency (MHz)	Result
6695.000000	PASS

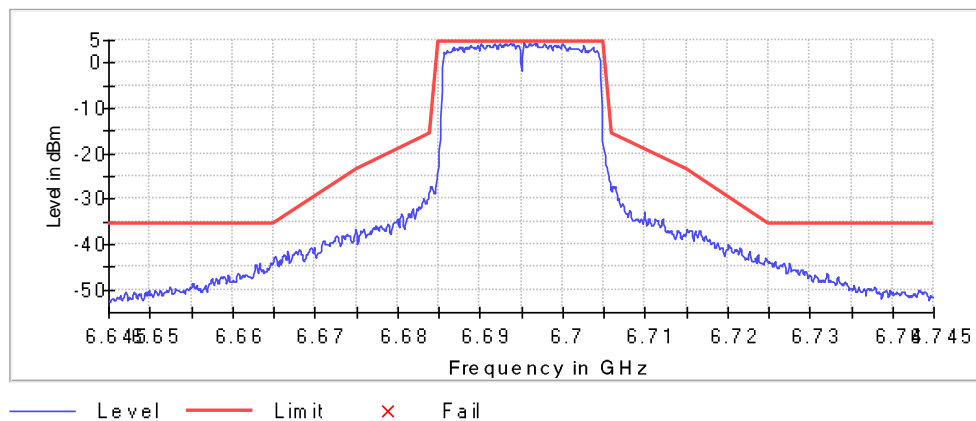
Inband Peak

Frequency (MHz)	Level (dBm)
6695.350000	4.6

Measurements

Frequency (MHz)	Level (dBm)	Margin (dB)	Limit (dBm)	Result
6692.350000	4.4	0.2	4.6	PASS
6696.950000	4.4	0.2	4.6	PASS
6693.850000	4.4	0.2	4.6	PASS
6692.950000	4.4	0.2	4.6	PASS
6697.850000	4.3	0.2	4.6	PASS
6696.050000	4.3	0.2	4.6	PASS
6699.950000	4.3	0.2	4.6	PASS
6693.750000	4.3	0.3	4.6	PASS
6700.050000	4.3	0.3	4.6	PASS
6693.250000	4.2	0.3	4.6	PASS
6695.950000	4.2	0.3	4.6	PASS
6696.850000	4.2	0.4	4.6	PASS
6693.650000	4.2	0.4	4.6	PASS
6691.750000	4.2	0.4	4.6	PASS
6696.550000	4.2	0.4	4.6	PASS

In Band



Measurement 1

Setting	Instrument Value	Target Value
Start Frequency	6.64500 GHz	6.64500 GHz
Stop Frequency	6.74500 GHz	6.74500 GHz
Span	100.000 MHz	100.000 MHz
RBW	200.000 kHz	~ 200.000 kHz
VBW	500.000 kHz	~ 600.000 kHz
SweepPoints	1000	~ 1000
Sweeptime	1.000 ms	AUTO
Reference Level	10.000 dBm	0.000 dBm
Attenuation	20.000 dB	AUTO
Detector	RMS	RMS
SweepCount	100	100
Filter	3 dB	3 dB
Trace Mode	Average Power	Average Power
Sweeptype	Sweep	Sweep
Preamp	off	off

In-Band Emissions (6855 MHz; 11ax20 (20 MHz))

Result

DUT Frequency (MHz)	Result
6855.000000	PASS

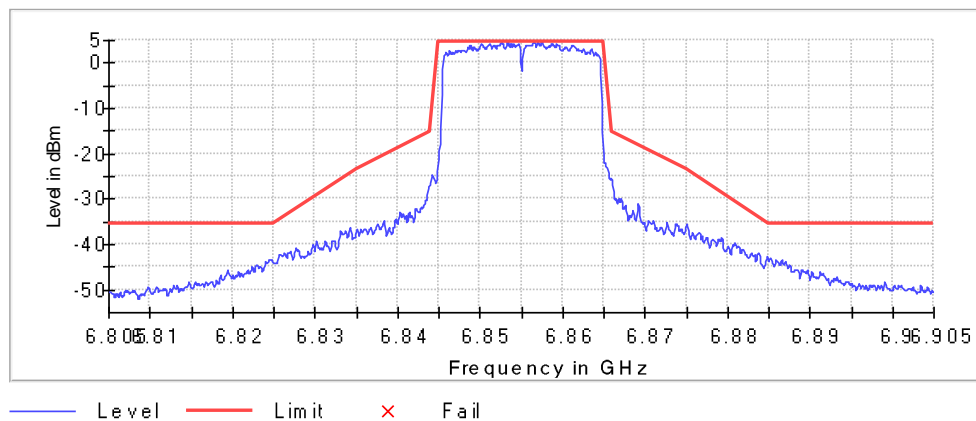
Inband Peak

Frequency (MHz)	Level (dBm)
6857.550000	4.7

Measurements

Frequency (MHz)	Level (dBm)	Margin (dB)	Limit (dBm)	Result
6853.350000	4.6	0.1	4.7	PASS
6856.550000	4.6	0.1	4.7	PASS
6856.450000	4.5	0.2	4.7	PASS
6853.450000	4.5	0.2	4.7	PASS
6857.050000	4.5	0.2	4.7	PASS
6857.450000	4.5	0.2	4.7	PASS
6852.550000	4.4	0.2	4.7	PASS
6858.750000	4.4	0.3	4.7	PASS
6854.650000	4.4	0.3	4.7	PASS
6857.650000	4.4	0.3	4.7	PASS
6854.750000	4.4	0.3	4.7	PASS
6852.450000	4.3	0.4	4.7	PASS
6853.850000	4.3	0.4	4.7	PASS
6852.650000	4.3	0.4	4.7	PASS
6850.150000	4.3	0.4	4.7	PASS

In Band



Measurement 1

Setting	Instrument Value	Target Value
Start Frequency	6.80500 GHz	6.80500 GHz
Stop Frequency	6.90500 GHz	6.90500 GHz
Span	100.000 MHz	100.000 MHz
RBW	200.000 kHz	~ 200.000 kHz
VBW	500.000 kHz	~ 600.000 kHz
SweepPoints	1000	~ 1000
Sweeptime	1.000 ms	AUTO
Reference Level	10.000 dBm	0.000 dBm
Attenuation	20.000 dB	AUTO
Detector	RMS	RMS
SweepCount	100	100
Filter	3 dB	3 dB
Trace Mode	Average Power	Average Power
Sweeptype	Sweep	Sweep
Preamp	off	off

In-Band Emissions (6875 MHz; 11ax20 (20 MHz))

Result

DUT Frequency (MHz)	Result
6875.000000	PASS

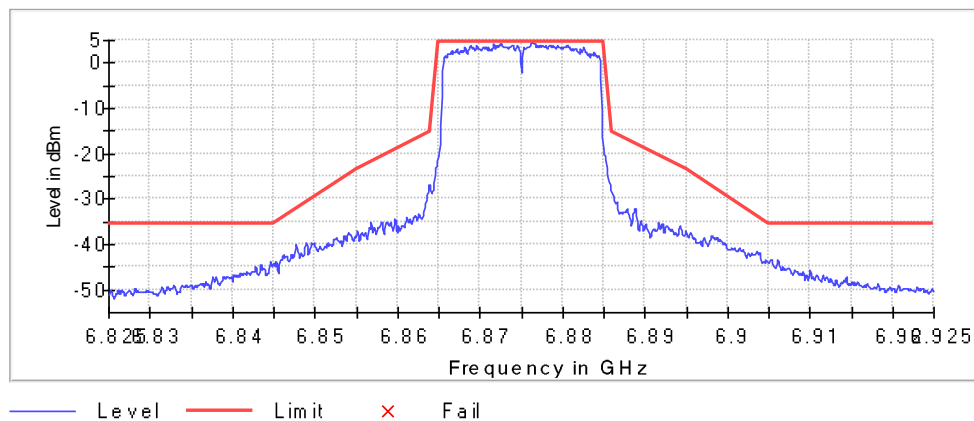
Inband Peak

Frequency (MHz)	Level (dBm)
6876.250000	4.7

Measurements

Frequency (MHz)	Level (dBm)	Margin (dB)	Limit (dBm)	Result
6876.350000	4.5	0.2	4.7	PASS
6876.450000	4.4	0.2	4.7	PASS
6872.450000	4.4	0.3	4.7	PASS
6871.650000	4.3	0.3	4.7	PASS
6872.550000	4.3	0.3	4.7	PASS
6876.150000	4.3	0.3	4.7	PASS
6876.550000	4.2	0.4	4.7	PASS
6876.650000	4.1	0.6	4.7	PASS
6872.350000	4.1	0.6	4.7	PASS
6877.250000	4.0	0.6	4.7	PASS
6878.550000	4.0	0.6	4.7	PASS
6877.350000	4.0	0.7	4.7	PASS
6880.550000	4.0	0.7	4.7	PASS
6878.450000	4.0	0.7	4.7	PASS
6872.650000	4.0	0.7	4.7	PASS

In Band



Measurement 1

Setting	Instrument Value	Target Value
Start Frequency	6.82500 GHz	6.82500 GHz
Stop Frequency	6.92500 GHz	6.92500 GHz
Span	100.000 MHz	100.000 MHz
RBW	200.000 kHz	~ 200.000 kHz
VBW	500.000 kHz	~ 600.000 kHz
SweepPoints	1000	~ 1000
Sweeptime	1.000 ms	AUTO
Reference Level	10.000 dBm	0.000 dBm
Attenuation	20.000 dB	AUTO
Detector	RMS	RMS
SweepCount	100	100
Filter	3 dB	3 dB
Trace Mode	Average Power	Average Power
Sweeptype	Sweep	Sweep
Preamp	off	off

In-Band Emissions (6895 MHz; 11ax20 (20 MHz))

Result

DUT Frequency (MHz)	Result
6895.000000	PASS

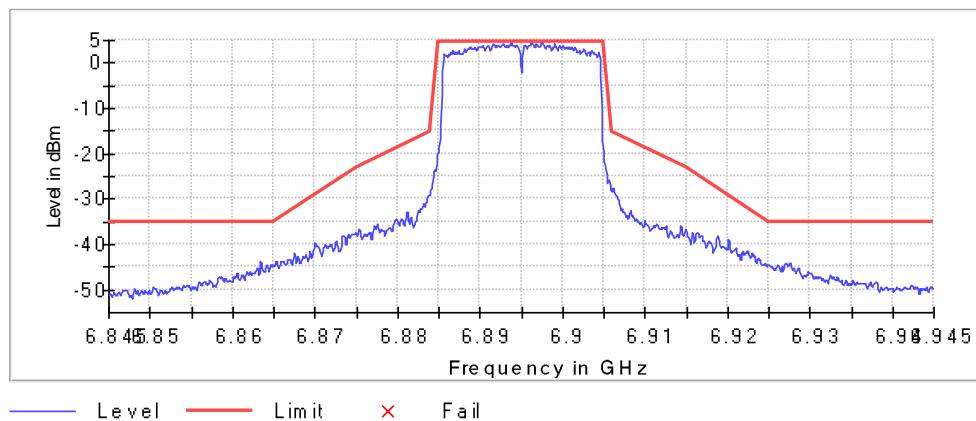
Inband Peak

Frequency (MHz)	Level (dBm)
6897.550000	4.7

Measurements

Frequency (MHz)	Level (dBm)	Margin (dB)	Limit (dBm)	Result
6897.550000	4.7	0.0	4.7	PASS
6897.450000	4.7	0.0	4.7	PASS
6893.850000	4.5	0.2	4.7	PASS
6896.150000	4.5	0.2	4.7	PASS
6896.250000	4.4	0.3	4.7	PASS
6892.750000	4.3	0.4	4.7	PASS
6896.350000	4.3	0.4	4.7	PASS
6891.650000	4.3	0.4	4.7	PASS
6896.850000	4.3	0.5	4.7	PASS
6893.750000	4.2	0.5	4.7	PASS
6897.650000	4.2	0.5	4.7	PASS
6892.850000	4.1	0.6	4.7	PASS
6891.550000	4.1	0.6	4.7	PASS
6899.050000	4.1	0.6	4.7	PASS
6894.450000	4.0	0.7	4.7	PASS

In Band



Measurement 1

Setting	Instrument Value	Target Value
Start Frequency	6.84500 GHz	6.84500 GHz
Stop Frequency	6.94500 GHz	6.94500 GHz
Span	100.000 MHz	100.000 MHz
RBW	200.000 kHz	~ 200.000 kHz
VBW	500.000 kHz	~ 600.000 kHz
SweepPoints	1000	~ 1000
Sweeptime	1.000 ms	AUTO
Reference Level	10.000 dBm	0.000 dBm
Attenuation	20.000 dB	AUTO
Detector	RMS	RMS
SweepCount	100	100
Filter	3 dB	3 dB
Trace Mode	Average Power	Average Power
Sweeptype	Sweep	Sweep
Preamp	off	off

In-Band Emissions (6995 MHz; 11ax20 (20 MHz))

Result

DUT Frequency (MHz)	Result
6995.000000	PASS

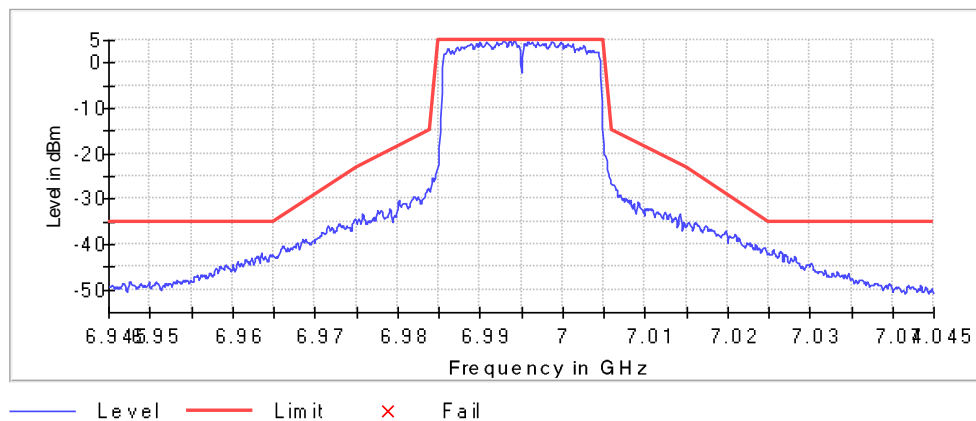
Inband Peak

Frequency (MHz)	Level (dBm)
6992.850000	5.0

Measurements

Frequency (MHz)	Level (dBm)	Margin (dB)	Limit (dBm)	Result
6992.750000	4.9	0.1	5.0	PASS
6994.250000	4.9	0.1	5.0	PASS
6993.750000	4.8	0.1	5.0	PASS
6994.150000	4.8	0.2	5.0	PASS
6998.850000	4.8	0.2	5.0	PASS
6998.750000	4.8	0.2	5.0	PASS
6995.850000	4.7	0.2	5.0	PASS
6993.650000	4.7	0.3	5.0	PASS
6994.350000	4.7	0.3	5.0	PASS
6996.250000	4.7	0.3	5.0	PASS
6992.950000	4.7	0.3	5.0	PASS
6989.950000	4.6	0.3	5.0	PASS
6999.750000	4.6	0.4	5.0	PASS
6990.850000	4.6	0.4	5.0	PASS
6993.550000	4.6	0.4	5.0	PASS

In Band



Measurement 1

Setting	Instrument Value	Target Value
Start Frequency	6.94500 GHz	6.94500 GHz
Stop Frequency	7.04500 GHz	7.04500 GHz
Span	100.000 MHz	100.000 MHz
RBW	200.000 kHz	~ 200.000 kHz
VBW	500.000 kHz	~ 600.000 kHz
SweepPoints	1000	~ 1000
Sweeptime	1.000 ms	AUTO
Reference Level	10.000 dBm	0.000 dBm
Attenuation	20.000 dB	AUTO
Detector	RMS	RMS
SweepCount	100	100
Filter	3 dB	3 dB
Trace Mode	Average Power	Average Power
Sweeptype	Sweep	Sweep
Preamp	off	off

In-Band Emissions (7115 MHz; 11ax20 (20 MHz))

Result

DUT Frequency (MHz)	Result
7115.000000	PASS

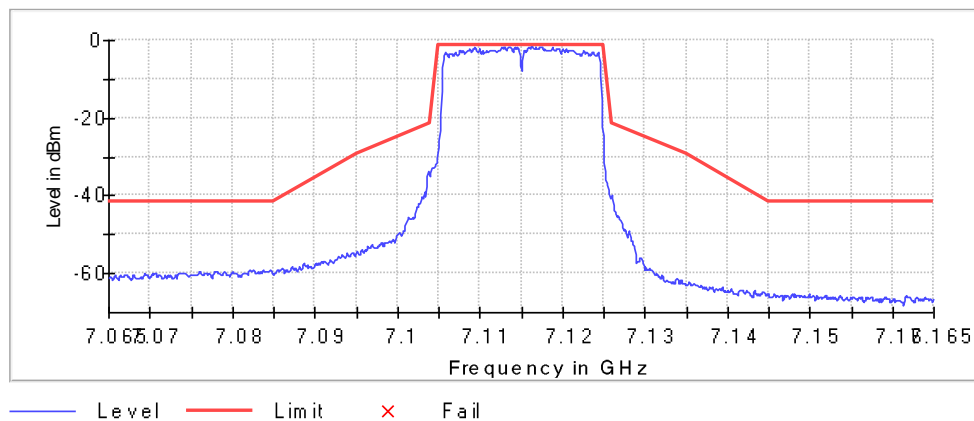
Inband Peak

Frequency (MHz)	Level (dBm)
7116.250000	-1.3

Measurements

Frequency (MHz)	Level (dBm)	Margin (dB)	Limit (dBm)	Result
7116.250000	-1.3	0.0	-1.3	PASS
7117.250000	-1.6	0.3	-1.3	PASS
7116.150000	-1.6	0.3	-1.3	PASS
7112.650000	-1.7	0.3	-1.3	PASS
7115.850000	-1.7	0.3	-1.3	PASS
7116.750000	-1.7	0.4	-1.3	PASS
7117.350000	-1.7	0.4	-1.3	PASS
7116.350000	-1.8	0.4	-1.3	PASS
7117.450000	-1.8	0.4	-1.3	PASS
7115.950000	-1.8	0.4	-1.3	PASS
7113.750000	-1.8	0.5	-1.3	PASS
7114.250000	-1.8	0.5	-1.3	PASS
7112.950000	-1.8	0.5	-1.3	PASS
7118.750000	-1.9	0.5	-1.3	PASS
7113.650000	-1.9	0.5	-1.3	PASS

In Band



Measurement 1

Setting	Instrument Value	Target Value
Start Frequency	7.06500 GHz	7.06500 GHz
Stop Frequency	7.16500 GHz	7.16500 GHz
Span	100.000 MHz	100.000 MHz
RBW	200.000 kHz	~ 200.000 kHz
VBW	500.000 kHz	~ 600.000 kHz
SweepPoints	1000	~ 1000
Sweeptime	1.000 ms	AUTO
Reference Level	0.000 dBm	0.000 dBm
Attenuation	10.000 dB	AUTO
Detector	RMS	RMS
SweepCount	100	100
Filter	3 dB	3 dB
Trace Mode	Average Power	Average Power
Sweeptype	Sweep	Sweep
Preamp	off	off

In-Band Emissions (5965 MHz; 11ax40 (40 MHz))

Result

DUT Frequency (MHz)	Result
5965.000000	PASS

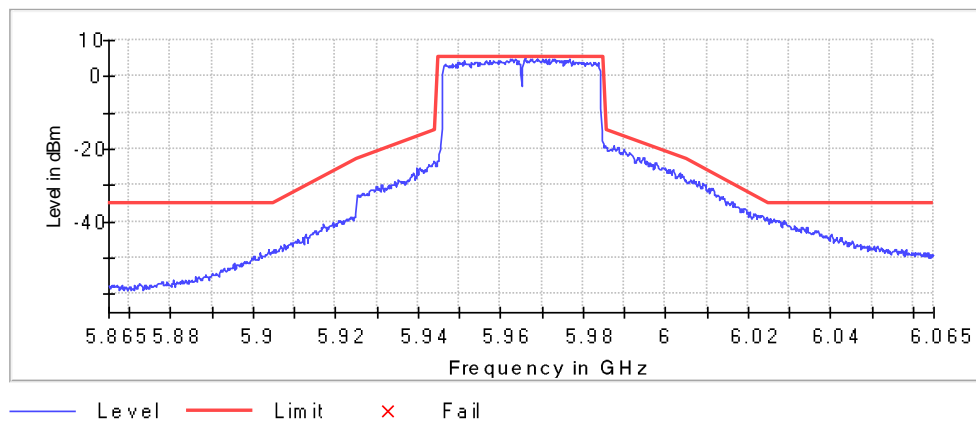
Inband Peak

Frequency (MHz)	Level (dBm)
5965.900225	5.1

Measurements

Frequency (MHz)	Level (dBm)	Margin (dB)	Limit (dBm)	Result
5966.050263	5.1	0.0	5.1	PASS
5972.651913	4.9	0.2	5.1	PASS
5970.251313	4.9	0.2	5.1	PASS
5972.501875	4.9	0.2	5.1	PASS
5962.449362	4.8	0.3	5.1	PASS
5971.601650	4.8	0.3	5.1	PASS
5967.550638	4.8	0.3	5.1	PASS
5968.750938	4.8	0.3	5.1	PASS
5970.851463	4.7	0.4	5.1	PASS
5963.499625	4.7	0.4	5.1	PASS
5963.649662	4.7	0.4	5.1	PASS
5971.001500	4.7	0.4	5.1	PASS
5973.102026	4.7	0.4	5.1	PASS
5969.051013	4.7	0.4	5.1	PASS
5976.552888	4.7	0.4	5.1	PASS

In Band



Measurement 1

Setting	Instrument Value	Target Value
Start Frequency	5.86500 GHz	5.86500 GHz
Stop Frequency	6.06500 GHz	6.06500 GHz
Span	200.000 MHz	200.000 MHz
RBW	300.000 kHz	~ 400.000 kHz
VBW	1.000 MHz	~ 900.000 kHz
SweepPoints	1333	~ 1333
Sweeptime	1.340 ms	AUTO
Reference Level	10.000 dBm	0.000 dBm
Attenuation	20.000 dB	AUTO
Detector	RMS	RMS
SweepCount	100	100
Filter	3 dB	3 dB
Trace Mode	Average Power	Average Power
Sweeptype	Sweep	Sweep
Preamp	off	off

In-Band Emissions (6165 MHz; 11ax40 (40 MHz))

Result

DUT Frequency (MHz)	Result
6165.000000	PASS

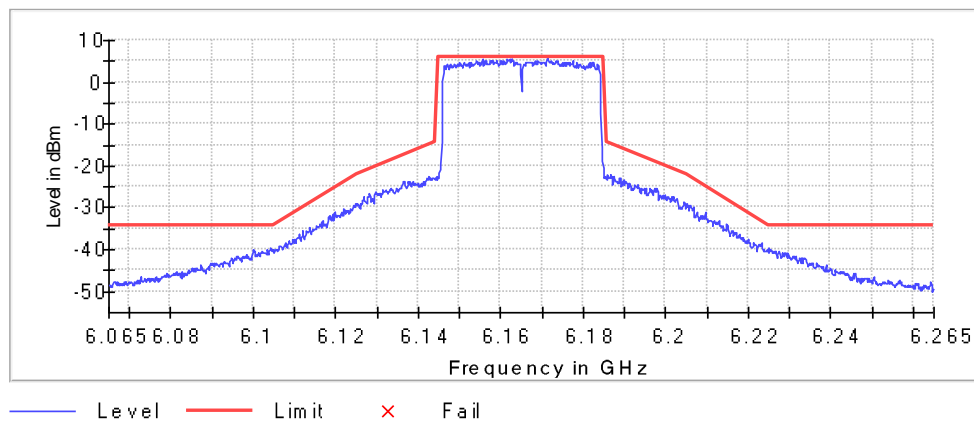
Inband Peak

Frequency (MHz)	Level (dBm)
6171.301575	5.7

Measurements

Frequency (MHz)	Level (dBm)	Margin (dB)	Limit (dBm)	Result
6171.301575	5.7	0.0	5.7	PASS
6162.149287	5.5	0.2	5.7	PASS
6171.451613	5.5	0.3	5.7	PASS
6161.699175	5.5	0.3	5.7	PASS
6162.749437	5.4	0.4	5.7	PASS
6155.547637	5.3	0.4	5.7	PASS
6156.447862	5.3	0.5	5.7	PASS
6157.498125	5.3	0.5	5.7	PASS
6162.299325	5.3	0.5	5.7	PASS
6154.197299	5.2	0.5	5.7	PASS
6160.198800	5.2	0.5	5.7	PASS
6169.051013	5.2	0.5	5.7	PASS
6177.603151	5.2	0.5	5.7	PASS
6168.450863	5.2	0.6	5.7	PASS
6172.201800	5.2	0.6	5.7	PASS

In Band



Measurement 1

Setting	Instrument Value	Target Value
Start Frequency	6.06500 GHz	6.06500 GHz
Stop Frequency	6.26500 GHz	6.26500 GHz
Span	200.000 MHz	200.000 MHz
RBW	300.000 kHz	~ 400.000 kHz
VBW	1.000 MHz	~ 900.000 kHz
SweepPoints	1333	~ 1333
Sweeptime	1.340 ms	AUTO
Reference Level	10.000 dBm	0.000 dBm
Attenuation	20.000 dB	AUTO
Detector	RMS	RMS
SweepCount	100	100
Filter	3 dB	3 dB
Trace Mode	Average Power	Average Power
Sweeptype	Sweep	Sweep
Preamp	off	off

In-Band Emissions (6405 MHz; 11ax40 (40 MHz))

Result

DUT Frequency (MHz)	Result
6405.000000	PASS

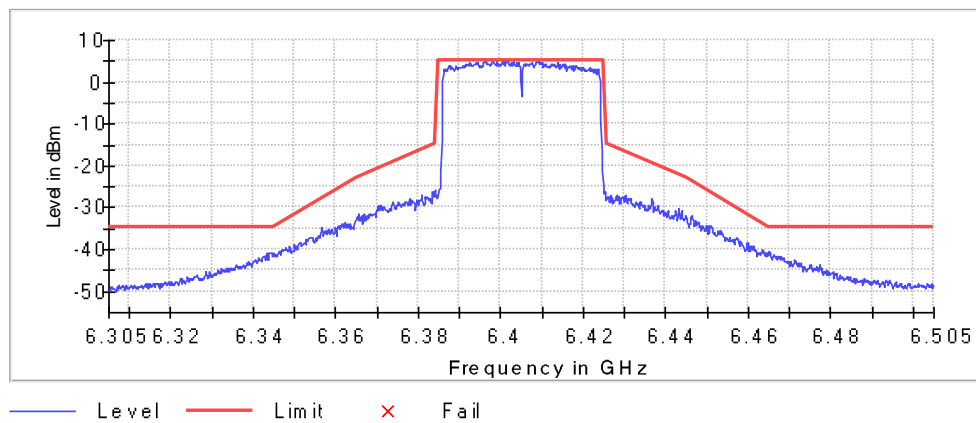
Inband Peak

Frequency (MHz)	Level (dBm)
6398.248312	5.1

Measurements

Frequency (MHz)	Level (dBm)	Margin (dB)	Limit (dBm)	Result
6398.248312	5.1	0.0	5.1	PASS
6396.297824	5.1	0.0	5.1	PASS
6400.498875	5.1	0.0	5.1	PASS
6409.201050	5.1	0.1	5.1	PASS
6401.549137	5.0	0.1	5.1	PASS
6401.699175	5.0	0.1	5.1	PASS
6403.199550	5.0	0.1	5.1	PASS
6396.447862	5.0	0.2	5.1	PASS
6401.849212	5.0	0.2	5.1	PASS
6398.998500	5.0	0.2	5.1	PASS
6408.750938	4.9	0.2	5.1	PASS
6398.098275	4.9	0.2	5.1	PASS
6401.099025	4.9	0.2	5.1	PASS
6402.599400	4.9	0.2	5.1	PASS
6401.399100	4.9	0.2	5.1	PASS

In Band



Measurement 1

Setting	Instrument Value	Target Value
Start Frequency	6.30500 GHz	6.30500 GHz
Stop Frequency	6.50500 GHz	6.50500 GHz
Span	200.000 MHz	200.000 MHz
RBW	300.000 kHz	~ 400.000 kHz
VBW	1.000 MHz	~ 900.000 kHz
SweepPoints	1333	~ 1333
Sweeptime	1.340 ms	AUTO
Reference Level	10.000 dBm	0.000 dBm
Attenuation	20.000 dB	AUTO
Detector	RMS	RMS
SweepCount	100	100
Filter	3 dB	3 dB
Trace Mode	Average Power	Average Power
Sweeptype	Sweep	Sweep
Preamp	off	off

In-Band Emissions (6445 MHz; 11ax40 (40 MHz))

Result

DUT Frequency (MHz)	Result
6445.000000	PASS

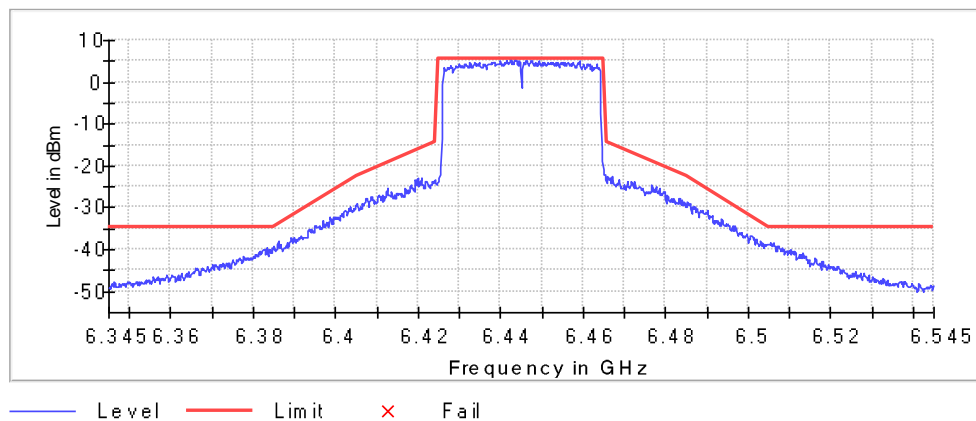
Inband Peak

Frequency (MHz)	Level (dBm)
6442.449362	5.5

Measurements

Frequency (MHz)	Level (dBm)	Margin (dB)	Limit (dBm)	Result
6443.499625	5.4	0.1	5.5	PASS
6446.350338	5.3	0.2	5.5	PASS
6442.299325	5.3	0.2	5.5	PASS
6443.649662	5.2	0.3	5.5	PASS
6441.549137	5.2	0.3	5.5	PASS
6443.799700	5.2	0.3	5.5	PASS
6446.200300	5.2	0.3	5.5	PASS
6447.400600	5.1	0.4	5.5	PASS
6459.103526	5.0	0.4	5.5	PASS
6446.050263	5.0	0.4	5.5	PASS
6440.048762	5.0	0.5	5.5	PASS
6447.700675	5.0	0.5	5.5	PASS
6447.550638	5.0	0.5	5.5	PASS
6444.549887	5.0	0.5	5.5	PASS
6442.599400	4.9	0.5	5.5	PASS

In Band



Measurement 1

Setting	Instrument Value	Target Value
Start Frequency	6.34500 GHz	6.34500 GHz
Stop Frequency	6.54500 GHz	6.54500 GHz
Span	200.000 MHz	200.000 MHz
RBW	300.000 kHz	~ 400.000 kHz
VBW	1.000 MHz	~ 900.000 kHz
SweepPoints	1333	~ 1333
Sweeptime	1.340 ms	AUTO
Reference Level	10.000 dBm	0.000 dBm
Attenuation	20.000 dB	AUTO
Detector	RMS	RMS
SweepCount	100	100
Filter	3 dB	3 dB
Trace Mode	Average Power	Average Power
Sweeptype	Sweep	Sweep
Preamp	off	off

In-Band Emissions (6485 MHz; 11ax40 (40 MHz))

Result

DUT Frequency (MHz)	Result
6485.000000	PASS

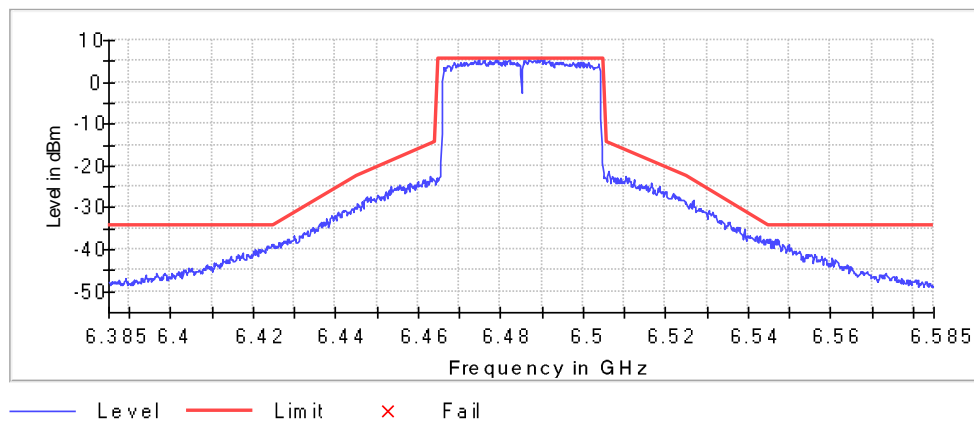
Inband Peak

Frequency (MHz)	Level (dBm)
6478.848462	5.6

Measurements

Frequency (MHz)	Level (dBm)	Margin (dB)	Limit (dBm)	Result
6490.551388	5.5	0.1	5.6	PASS
6486.800450	5.5	0.1	5.6	PASS
6474.797449	5.5	0.1	5.6	PASS
6482.149287	5.4	0.1	5.6	PASS
6489.801200	5.4	0.1	5.6	PASS
6489.051013	5.3	0.2	5.6	PASS
6474.647412	5.3	0.3	5.6	PASS
6488.150788	5.3	0.3	5.6	PASS
6486.950488	5.3	0.3	5.6	PASS
6479.298575	5.2	0.3	5.6	PASS
6477.498125	5.2	0.3	5.6	PASS
6488.000750	5.2	0.4	5.6	PASS
6476.147787	5.2	0.4	5.6	PASS
6478.998500	5.2	0.4	5.6	PASS
6485.900225	5.2	0.4	5.6	PASS

In Band



Measurement 1

Setting	Instrument Value	Target Value
Start Frequency	6.38500 GHz	6.38500 GHz
Stop Frequency	6.58500 GHz	6.58500 GHz
Span	200.000 MHz	200.000 MHz
RBW	300.000 kHz	~ 400.000 kHz
VBW	1.000 MHz	~ 900.000 kHz
SweepPoints	1333	~ 1333
Sweeptime	1.340 ms	AUTO
Reference Level	10.000 dBm	0.000 dBm
Attenuation	20.000 dB	AUTO
Detector	RMS	RMS
SweepCount	100	100
Filter	3 dB	3 dB
Trace Mode	Average Power	Average Power
Sweeptype	Sweep	Sweep
Preamp	off	off

In-Band Emissions (6525 MHz; 11ax40 (40 MHz))

Result

DUT Frequency (MHz)	Result
6525.000000	PASS

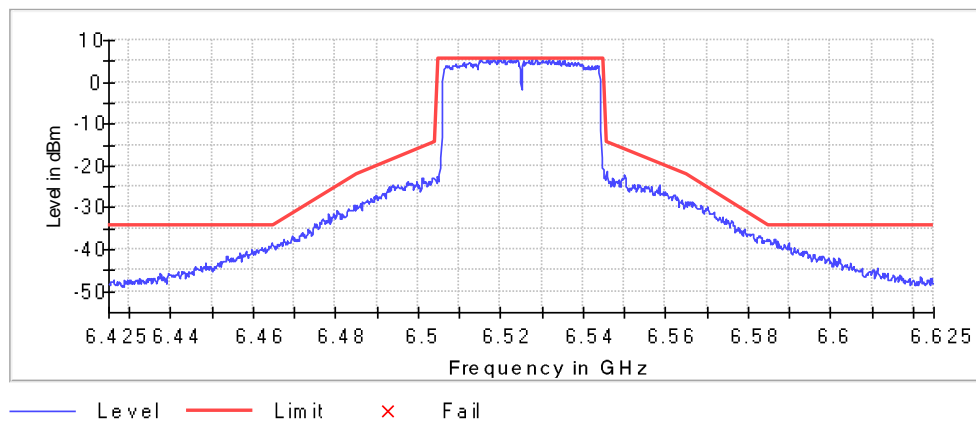
Inband Peak

Frequency (MHz)	Level (dBm)
6518.398350	5.7

Measurements

Frequency (MHz)	Level (dBm)	Margin (dB)	Limit (dBm)	Result
6519.898725	5.6	0.1	5.7	PASS
6528.600900	5.6	0.1	5.7	PASS
6518.248312	5.5	0.2	5.7	PASS
6515.247562	5.5	0.2	5.7	PASS
6524.099775	5.4	0.3	5.7	PASS
6520.048762	5.4	0.3	5.7	PASS
6527.550638	5.4	0.3	5.7	PASS
6516.897974	5.4	0.3	5.7	PASS
6520.798950	5.4	0.3	5.7	PASS
6519.298575	5.4	0.3	5.7	PASS
6531.601650	5.4	0.3	5.7	PASS
6528.450863	5.3	0.4	5.7	PASS
6522.449362	5.3	0.4	5.7	PASS
6528.300825	5.3	0.4	5.7	PASS
6523.499625	5.3	0.4	5.7	PASS

In Band



Measurement 1

Setting	Instrument Value	Target Value
Start Frequency	6.42500 GHz	6.42500 GHz
Stop Frequency	6.62500 GHz	6.62500 GHz
Span	200.000 MHz	200.000 MHz
RBW	300.000 kHz	~ 400.000 kHz
VBW	1.000 MHz	~ 900.000 kHz
SweepPoints	1333	~ 1333
Sweeptime	1.340 ms	AUTO
Reference Level	10.000 dBm	0.000 dBm
Attenuation	20.000 dB	AUTO
Detector	RMS	RMS
SweepCount	100	100
Filter	3 dB	3 dB
Trace Mode	Average Power	Average Power
Sweeptype	Sweep	Sweep
Preamp	off	off

In-Band Emissions (6565 MHz; 11ax40 (40 MHz))

Result

DUT Frequency (MHz)	Result
6565.000000	PASS

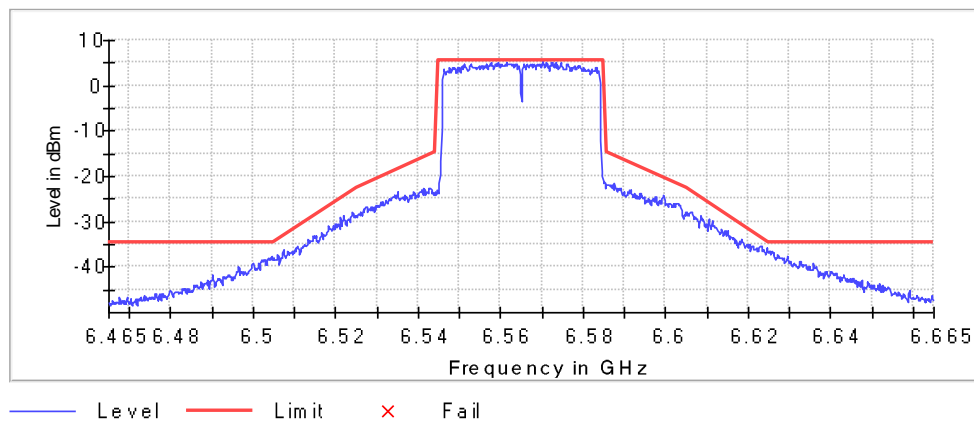
Inband Peak

Frequency (MHz)	Level (dBm)
6570.101275	5.4

Measurements

Frequency (MHz)	Level (dBm)	Margin (dB)	Limit (dBm)	Result
6570.101275	5.4	0.0	5.4	PASS
6561.549137	5.1	0.2	5.4	PASS
6574.602401	5.1	0.3	5.4	PASS
6571.151538	5.0	0.3	5.4	PASS
6572.351838	5.0	0.3	5.4	PASS
6559.298575	5.0	0.3	5.4	PASS
6572.501875	5.0	0.4	5.4	PASS
6557.648162	5.0	0.4	5.4	PASS
6573.252063	4.9	0.4	5.4	PASS
6563.799700	4.9	0.5	5.4	PASS
6557.348087	4.9	0.5	5.4	PASS
6562.449362	4.9	0.5	5.4	PASS
6568.900975	4.9	0.5	5.4	PASS
6567.250563	4.9	0.5	5.4	PASS
6562.599400	4.9	0.5	5.4	PASS

In Band



Measurement 1

Setting	Instrument Value	Target Value
Start Frequency	6.46500 GHz	6.46500 GHz
Stop Frequency	6.66500 GHz	6.66500 GHz
Span	200.000 MHz	200.000 MHz
RBW	300.000 kHz	~ 400.000 kHz
VBW	1.000 MHz	~ 900.000 kHz
SweepPoints	1333	~ 1333
Sweeptime	1.340 ms	AUTO
Reference Level	10.000 dBm	0.000 dBm
Attenuation	20.000 dB	AUTO
Detector	RMS	RMS
SweepCount	100	100
Filter	3 dB	3 dB
Trace Mode	Average Power	Average Power
Sweeptype	Sweep	Sweep
Preamp	off	off

In-Band Emissions (6685 MHz; 11ax40 (40 MHz))

Result

DUT Frequency (MHz)	Result
6685.000000	PASS

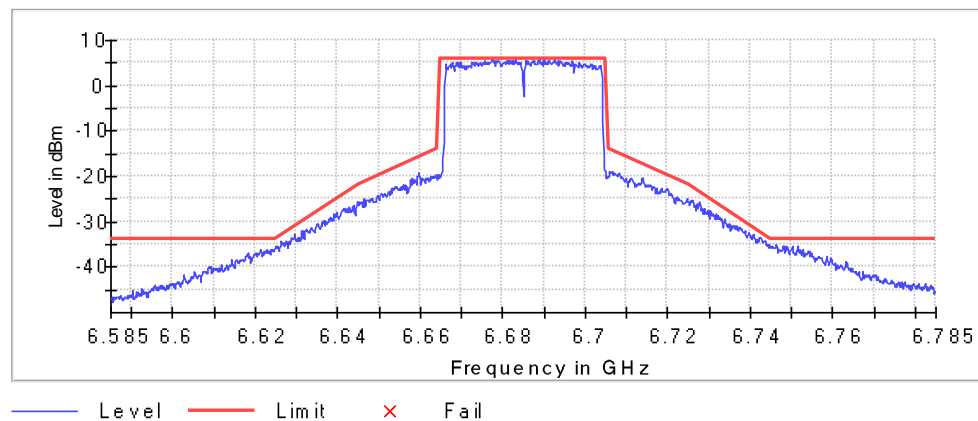
Inband Peak

Frequency (MHz)	Level (dBm)
6689.951238	6.0

Measurements

Frequency (MHz)	Level (dBm)	Margin (dB)	Limit (dBm)	Result
6689.951238	6.0	0.0	6.0	PASS
6692.501875	6.0	0.0	6.0	PASS
6683.199550	5.9	0.1	6.0	PASS
6688.900975	5.8	0.1	6.0	PASS
6677.348087	5.7	0.2	6.0	PASS
6677.498125	5.7	0.3	6.0	PASS
6686.200300	5.7	0.3	6.0	PASS
6677.648162	5.6	0.3	6.0	PASS
6696.852963	5.6	0.4	6.0	PASS
6691.301575	5.6	0.4	6.0	PASS
6675.697674	5.6	0.4	6.0	PASS
6678.848462	5.5	0.4	6.0	PASS
6678.998500	5.5	0.4	6.0	PASS
6683.049512	5.5	0.4	6.0	PASS
6675.547637	5.5	0.4	6.0	PASS

In Band



Measurement 1

Setting	Instrument Value	Target Value
Start Frequency	6.58500 GHz	6.58500 GHz
Stop Frequency	6.78500 GHz	6.78500 GHz
Span	200.000 MHz	200.000 MHz
RBW	300.000 kHz	~ 400.000 kHz
VBW	1.000 MHz	~ 900.000 kHz
SweepPoints	1333	~ 1333
Sweeptime	1.340 ms	AUTO
Reference Level	10.000 dBm	0.000 dBm
Attenuation	20.000 dB	AUTO
Detector	RMS	RMS
SweepCount	100	100
Filter	3 dB	3 dB
Trace Mode	Average Power	Average Power
Sweeptype	Sweep	Sweep
Preamp	off	off

In-Band Emissions (6845 MHz; 11ax40 (40 MHz))

Customized settings.

Result

DUT Frequency (MHz)	Result
6845.000000	PASS

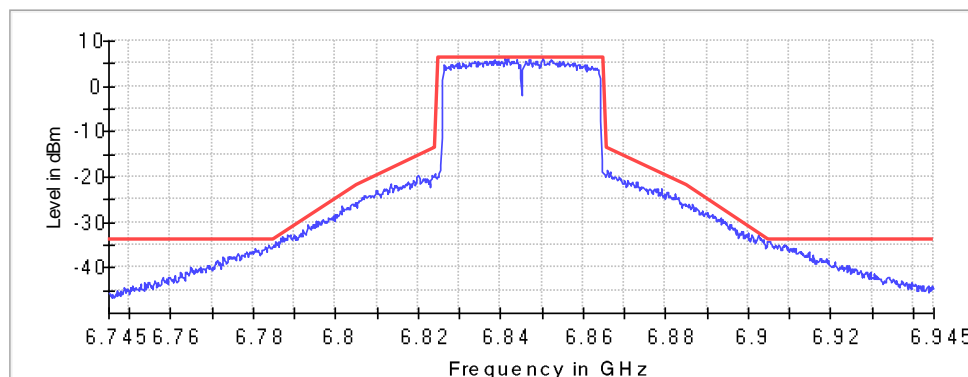
Inband Peak

Frequency (MHz)	Level (dBm)
6841.849212	6.2

Measurements

Frequency (MHz)	Level (dBm)	Margin (dB)	Limit (dBm)	Result
6841.849212	6.2	0.0	6.2	PASS
6841.099025	6.2	0.0	6.2	PASS
6850.251313	6.1	0.1	6.2	PASS
6850.101275	6.1	0.1	6.2	PASS
6847.100525	6.1	0.1	6.2	PASS
6838.548387	5.9	0.3	6.2	PASS
6849.951238	5.9	0.3	6.2	PASS
6841.249062	5.8	0.4	6.2	PASS
6843.949737	5.8	0.4	6.2	PASS
6905.165041	-34.2	0.4	-33.8	PASS
6905.315079	-34.2	0.4	-33.8	PASS
6841.699175	5.8	0.4	6.2	PASS
6852.351838	5.8	0.4	6.2	PASS
6904.714929	-34.1	0.5	-33.6	PASS
6905.015004	-34.3	0.5	-33.8	PASS

In Band



— Level
 — Limit
 × Fail

Measurement 1

Setting	Instrument Value	Target Value
Start Frequency	6.74500 GHz	6.74500 GHz
Stop Frequency	6.94500 GHz	6.94500 GHz
Span	200.000 MHz	200.000 MHz
RBW	300.000 kHz	~ 400.000 kHz
VBW	1.000 MHz	~ 900.000 kHz
SweepPoints	1333	~ 1333
Sweeptime	1.340 ms	AUTO
Reference Level	10.000 dBm	0.000 dBm
Attenuation	20.000 dB	AUTO
Detector	RMS	RMS
SweepCount	100	100
Filter	3 dB	3 dB
Trace Mode	Average Power	Average Power
Sweeptype	Sweep	Sweep
Preamp	off	off

In-Band Emissions (6885 MHz; 11ax40 (40 MHz))

Result

DUT Frequency (MHz)	Result
6885.000000	PASS

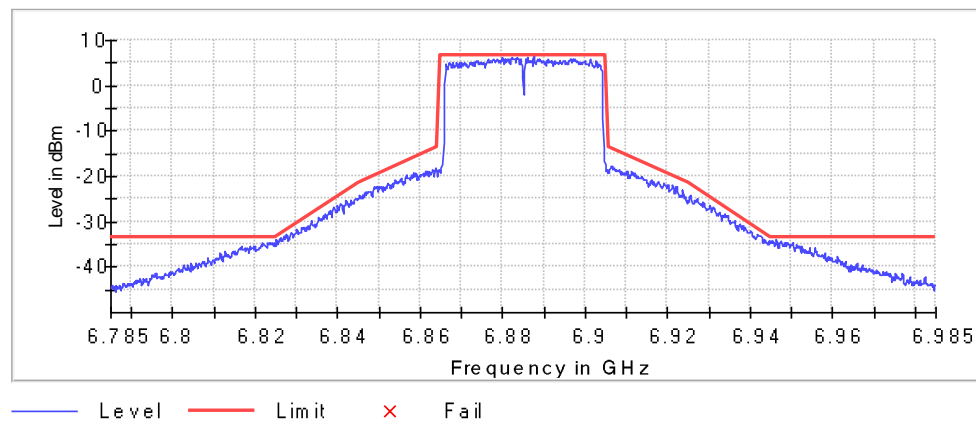
Inband Peak

Frequency (MHz)	Level (dBm)
6887.550638	6.4

Measurements

Frequency (MHz)	Level (dBm)	Margin (dB)	Limit (dBm)	Result
6886.050263	6.4	0.1	6.4	PASS
6883.499625	6.3	0.2	6.4	PASS
6880.048762	6.2	0.2	6.4	PASS
6882.149287	6.2	0.2	6.4	PASS
6824.984996	-33.8	0.3	-33.6	PASS
6882.599400	6.0	0.4	6.4	PASS
6883.649662	6.0	0.4	6.4	PASS
6946.365341	-34.0	0.4	-33.6	PASS
6881.399100	6.0	0.4	6.4	PASS
6880.198800	6.0	0.4	6.4	PASS
6897.453113	6.0	0.4	6.4	PASS
6885.600150	6.0	0.4	6.4	PASS
6882.449362	6.0	0.4	6.4	PASS
6896.402851	6.0	0.4	6.4	PASS
6888.300825	6.0	0.5	6.4	PASS

In Band



Measurement 1

Setting	Instrument Value	Target Value
Start Frequency	6.78500 GHz	6.78500 GHz
Stop Frequency	6.98500 GHz	6.98500 GHz
Span	200.000 MHz	200.000 MHz
RBW	300.000 kHz	~ 400.000 kHz
VBW	1.000 MHz	~ 900.000 kHz
SweepPoints	1333	~ 1333
Sweeptime	1.340 ms	AUTO
Reference Level	10.000 dBm	0.000 dBm
Attenuation	20.000 dB	AUTO
Detector	RMS	RMS
SweepCount	100	100
Filter	3 dB	3 dB
Trace Mode	Average Power	Average Power
Sweeptype	Sweep	Sweep
Preamp	off	off

In-Band Emissions (6925 MHz; 11ax40 (40 MHz))

Result

DUT Frequency (MHz)	Result
6925.000000	PASS

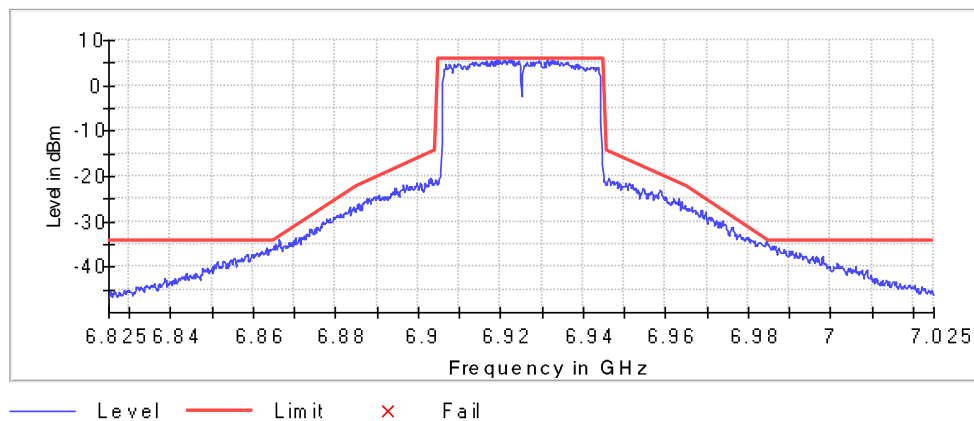
Inband Peak

Frequency (MHz)	Level (dBm)
6931.301575	5.8

Measurements

Frequency (MHz)	Level (dBm)	Margin (dB)	Limit (dBm)	Result
6931.301575	5.8	0.0	5.8	PASS
6922.149287	5.8	0.0	5.8	PASS
6919.148537	5.7	0.1	5.8	PASS
6984.414854	-34.0	0.2	-33.8	PASS
6933.852213	5.6	0.2	5.8	PASS
6923.199550	5.6	0.2	5.8	PASS
6932.651913	5.5	0.3	5.8	PASS
6917.648162	5.5	0.3	5.8	PASS
6920.498875	5.5	0.3	5.8	PASS
6922.749437	5.5	0.3	5.8	PASS
6929.351088	5.5	0.3	5.8	PASS
6919.298575	5.4	0.4	5.8	PASS
6919.898725	5.4	0.4	5.8	PASS
6918.548387	5.4	0.4	5.8	PASS
6923.349587	5.4	0.4	5.8	PASS

In Band



Measurement 1

Setting	Instrument Value	Target Value
Start Frequency	6.82500 GHz	6.82500 GHz
Stop Frequency	7.02500 GHz	7.02500 GHz
Span	200.000 MHz	200.000 MHz
RBW	300.000 kHz	~ 400.000 kHz
VBW	1.000 MHz	~ 900.000 kHz
SweepPoints	1333	~ 1333
Sweeptime	1.340 ms	AUTO
Reference Level	10.000 dBm	0.000 dBm
Attenuation	20.000 dB	AUTO
Detector	RMS	RMS
SweepCount	100	100
Filter	3 dB	3 dB
Trace Mode	Average Power	Average Power
Sweeptype	Sweep	Sweep
Preamp	off	off

In-Band Emissions (7005 MHz; 11ax40 (40 MHz))

Result

DUT Frequency (MHz)	Result
7005.000000	PASS

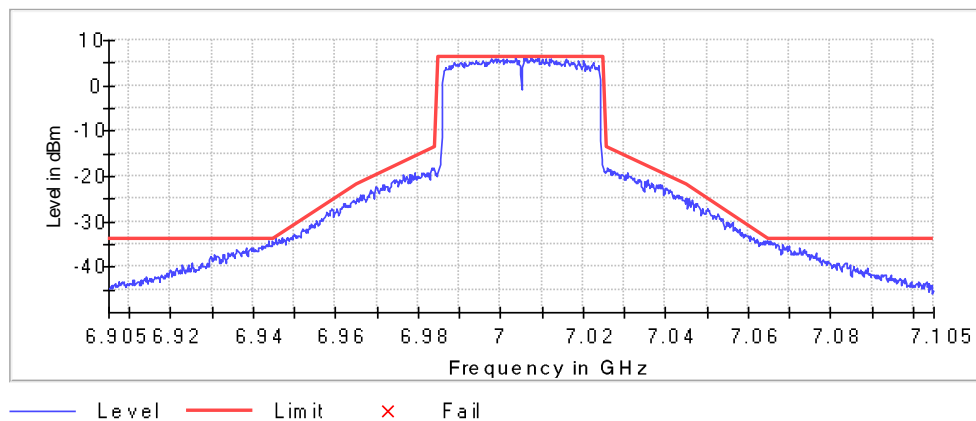
Inband Peak

Frequency (MHz)	Level (dBm)
7009.201050	6.2

Measurements

Frequency (MHz)	Level (dBm)	Margin (dB)	Limit (dBm)	Result
7003.649662	6.1	0.1	6.2	PASS
7005.600150	6.1	0.1	6.2	PASS
7007.250563	6.1	0.2	6.2	PASS
7006.200300	6.1	0.2	6.2	PASS
6945.585146	-33.6	0.2	-33.4	PASS
6945.435109	-33.7	0.2	-33.5	PASS
6998.848462	6.0	0.2	6.2	PASS
6999.298575	5.9	0.3	6.2	PASS
7009.051013	5.9	0.3	6.2	PASS
7015.802701	5.9	0.4	6.2	PASS
7011.901725	5.9	0.4	6.2	PASS
7006.350338	5.9	0.4	6.2	PASS
7064.864966	-34.1	0.4	-33.7	PASS
7065.015004	-34.1	0.4	-33.8	PASS
7005.750188	5.8	0.4	6.2	PASS

In Band



Measurement 1

Setting	Instrument Value	Target Value
Start Frequency	6.90500 GHz	6.90500 GHz
Stop Frequency	7.10500 GHz	7.10500 GHz
Span	200.000 MHz	200.000 MHz
RBW	300.000 kHz	~ 400.000 kHz
VBW	1.000 MHz	~ 900.000 kHz
SweepPoints	1333	~ 1333
Sweeptime	1.340 ms	AUTO
Reference Level	10.000 dBm	0.000 dBm
Attenuation	20.000 dB	AUTO
Detector	RMS	RMS
SweepCount	100	100
Filter	3 dB	3 dB
Trace Mode	Average Power	Average Power
Sweeptype	Sweep	Sweep
Preamp	off	off

In-Band Emissions (7085 MHz; 11ax40 (40 MHz))

Result

DUT Frequency (MHz)	Result
7085.000000	PASS

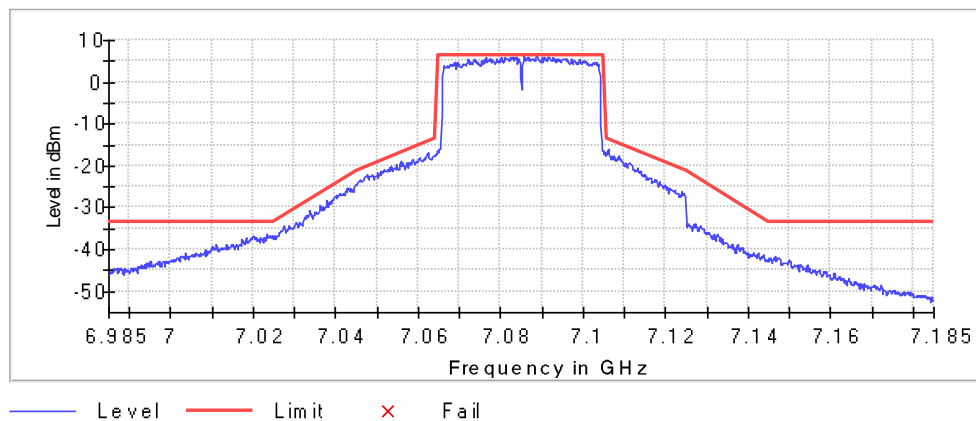
Inband Peak

Frequency (MHz)	Level (dBm)
7085.750188	6.5

Measurements

Frequency (MHz)	Level (dBm)	Margin (dB)	Limit (dBm)	Result
7085.750188	6.5	0.0	6.5	PASS
7088.750938	6.4	0.2	6.5	PASS
7082.899475	6.0	0.5	6.5	PASS
7092.801950	6.0	0.5	6.5	PASS
7088.600900	6.0	0.5	6.5	PASS
7082.749437	6.0	0.5	6.5	PASS
7091.601650	5.9	0.6	6.5	PASS
7086.500375	5.9	0.6	6.5	PASS
7089.951238	5.9	0.6	6.5	PASS
7088.900975	5.9	0.6	6.5	PASS
7082.449362	5.9	0.6	6.5	PASS
7083.049512	5.9	0.6	6.5	PASS
7086.650413	5.9	0.6	6.5	PASS
7082.299325	5.9	0.6	6.5	PASS
7091.751688	5.9	0.6	6.5	PASS

In Band



Measurement 1

Setting	Instrument Value	Target Value
Start Frequency	6.98500 GHz	6.98500 GHz
Stop Frequency	7.18500 GHz	7.18500 GHz
Span	200.000 MHz	200.000 MHz
RBW	300.000 kHz	~ 400.000 kHz
VBW	1.000 MHz	~ 900.000 kHz
SweepPoints	1333	~ 1333
Sweeptime	1.340 ms	AUTO
Reference Level	10.000 dBm	0.000 dBm
Attenuation	20.000 dB	AUTO
Detector	RMS	RMS
SweepCount	100	100
Filter	3 dB	3 dB
Trace Mode	Average Power	Average Power
Sweeptype	Sweep	Sweep
Preamp	off	off

In-Band Emissions (5985 MHz; 11ax80 (80 MHz))

Result

DUT Frequency (MHz)	Result
5985.000000	PASS

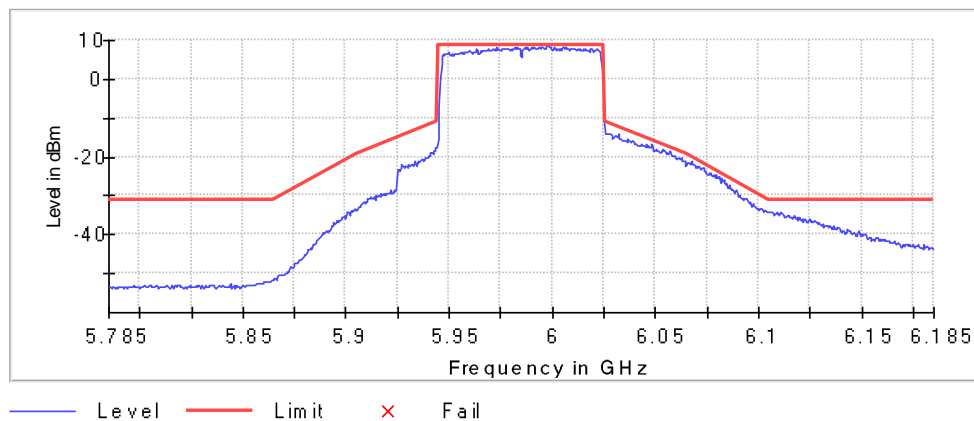
Inband Peak

Frequency (MHz)	Level (dBm)
5997.750000	8.8

Measurements

Frequency (MHz)	Level (dBm)	Margin (dB)	Limit (dBm)	Result
5990.250000	8.4	0.5	8.8	PASS
5994.750000	8.4	0.5	8.8	PASS
5981.750000	8.3	0.5	8.8	PASS
5993.250000	8.3	0.6	8.8	PASS
5995.250000	8.3	0.6	8.8	PASS
5993.750000	8.2	0.6	8.8	PASS
5991.250000	8.2	0.6	8.8	PASS
5972.750000	8.2	0.6	8.8	PASS
6005.750000	8.2	0.6	8.8	PASS
6005.250000	8.2	0.7	8.8	PASS
6000.750000	8.2	0.7	8.8	PASS
5998.250000	8.2	0.7	8.8	PASS
5997.250000	8.2	0.7	8.8	PASS
5986.750000	8.1	0.7	8.8	PASS
5988.250000	8.1	0.7	8.8	PASS

In Band



Measurement 1

Setting	Instrument Value	Target Value
Start Frequency	5.78500 GHz	5.78500 GHz
Stop Frequency	6.18500 GHz	6.18500 GHz
Span	400.000 MHz	400.000 MHz
RBW	1.000 MHz	~ 800.000 kHz
VBW	3.000 MHz	~ 3.000 MHz
SweepPoints	800	~ 800
Sweeptime	1.000 ms	AUTO
Reference Level	10.000 dBm	0.000 dBm
Attenuation	20.000 dB	AUTO
Detector	RMS	RMS
SweepCount	100	100
Filter	3 dB	3 dB
Trace Mode	Average Power	Average Power
Sweeptype	Sweep	Sweep
Preamp	off	off

In-Band Emissions (6145 MHz; 11ax80 (80 MHz))

Result

DUT Frequency (MHz)	Result
6145.000000	PASS

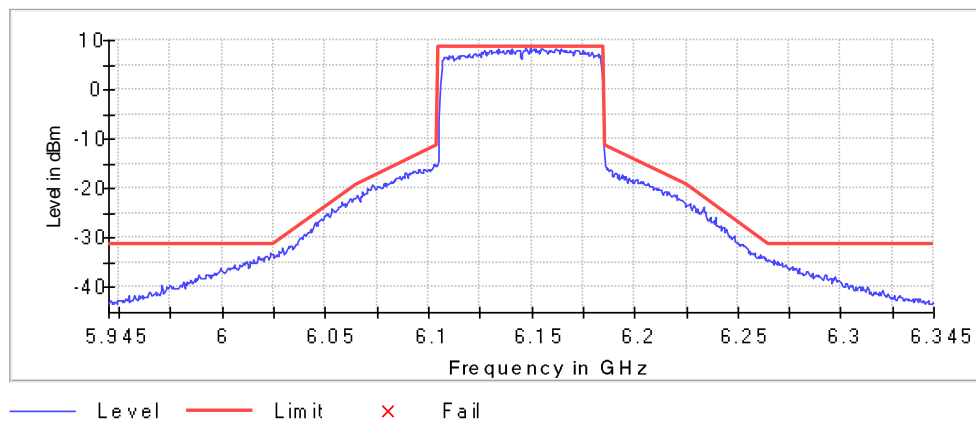
Inband Peak

Frequency (MHz)	Level (dBm)
6147.250000	8.6

Measurements

Frequency (MHz)	Level (dBm)	Margin (dB)	Limit (dBm)	Result
6147.250000	8.6	0.0	8.6	PASS
6149.250000	8.6	0.1	8.6	PASS
6134.250000	8.4	0.2	8.6	PASS
6154.750000	8.4	0.3	8.6	PASS
6161.750000	8.3	0.3	8.6	PASS
6155.250000	8.3	0.3	8.6	PASS
6164.250000	8.3	0.4	8.6	PASS
6162.250000	8.2	0.4	8.6	PASS
6151.250000	8.2	0.4	8.6	PASS
6140.750000	8.2	0.5	8.6	PASS
6152.250000	8.1	0.5	8.6	PASS
6146.250000	8.1	0.5	8.6	PASS
6165.250000	8.1	0.5	8.6	PASS
6143.750000	8.1	0.5	8.6	PASS
6150.750000	8.1	0.6	8.6	PASS

In Band



Measurement 1

Setting	Instrument Value	Target Value
Start Frequency	5.94500 GHz	5.94500 GHz
Stop Frequency	6.34500 GHz	6.34500 GHz
Span	400.000 MHz	400.000 MHz
RBW	1.000 MHz	~ 800.000 kHz
VBW	3.000 MHz	~ 3.000 MHz
SweepPoints	800	~ 800
Sweeptime	1.000 ms	AUTO
Reference Level	10.000 dBm	0.000 dBm
Attenuation	20.000 dB	AUTO
Detector	RMS	RMS
SweepCount	100	100
Filter	3 dB	3 dB
Trace Mode	Average Power	Average Power
Sweeptype	Sweep	Sweep
Preamp	off	off

In-Band Emissions (6385 MHz; 11ax80 (80 MHz))

Result

DUT Frequency (MHz)	Result
6385.000000	PASS

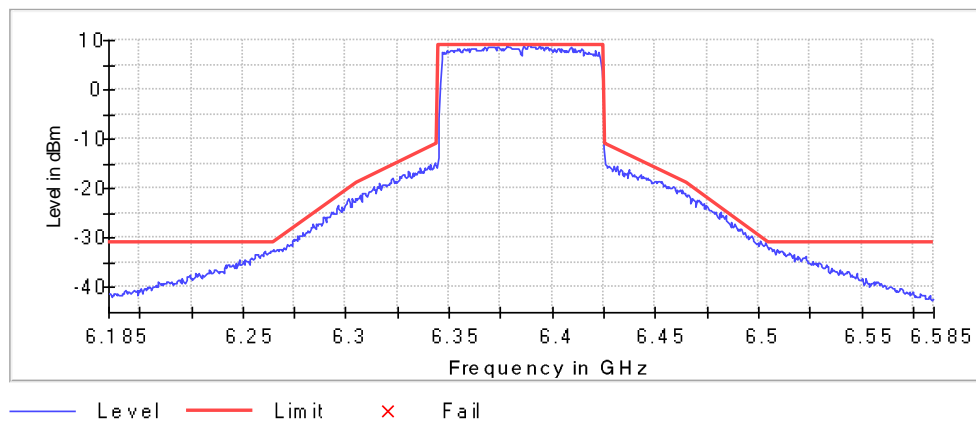
Inband Peak

Frequency (MHz)	Level (dBm)
6386.250000	9.1

Measurements

Frequency (MHz)	Level (dBm)	Margin (dB)	Limit (dBm)	Result
6386.250000	9.1	0.0	9.1	PASS
6389.250000	9.0	0.0	9.1	PASS
6378.250000	9.0	0.1	9.1	PASS
6393.750000	8.9	0.1	9.1	PASS
6388.750000	8.9	0.2	9.1	PASS
6388.250000	8.8	0.3	9.1	PASS
6371.750000	8.8	0.3	9.1	PASS
6368.750000	8.7	0.3	9.1	PASS
6389.750000	8.7	0.3	9.1	PASS
6377.750000	8.7	0.3	9.1	PASS
6367.250000	8.7	0.3	9.1	PASS
6373.250000	8.7	0.3	9.1	PASS
6373.750000	8.7	0.4	9.1	PASS
6370.750000	8.7	0.4	9.1	PASS
6390.750000	8.7	0.4	9.1	PASS

In Band



Measurement 1

Setting	Instrument Value	Target Value
Start Frequency	6.18500 GHz	6.18500 GHz
Stop Frequency	6.58500 GHz	6.58500 GHz
Span	400.000 MHz	400.000 MHz
RBW	1.000 MHz	~ 800.000 kHz
VBW	3.000 MHz	~ 3.000 MHz
SweepPoints	800	~ 800
Sweeptime	1.000 ms	AUTO
Reference Level	10.000 dBm	0.000 dBm
Attenuation	20.000 dB	AUTO
Detector	RMS	RMS
SweepCount	100	100
Filter	3 dB	3 dB
Trace Mode	Average Power	Average Power
Sweeptype	Sweep	Sweep
Preamp	off	off

In-Band Emissions (6465 MHz; 11ax80 (80 MHz))

Result

DUT Frequency (MHz)	Result
6465.000000	PASS

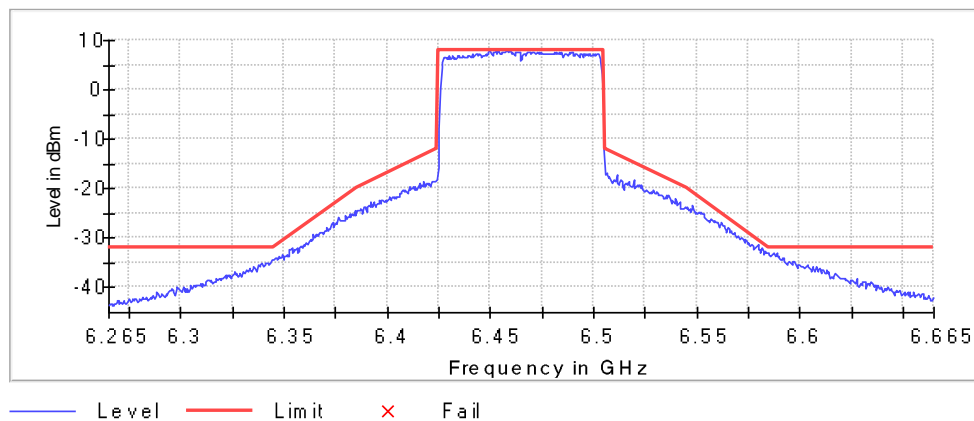
Inband Peak

Frequency (MHz)	Level (dBm)
6449.750000	8.0

Measurements

Frequency (MHz)	Level (dBm)	Margin (dB)	Limit (dBm)	Result
6452.750000	8.0	0.1	8.0	PASS
6454.250000	7.9	0.2	8.0	PASS
6459.750000	7.8	0.2	8.0	PASS
6457.750000	7.8	0.2	8.0	PASS
6453.750000	7.8	0.2	8.0	PASS
6458.250000	7.8	0.3	8.0	PASS
6459.250000	7.8	0.3	8.0	PASS
6455.750000	7.8	0.3	8.0	PASS
6462.750000	7.8	0.3	8.0	PASS
6470.250000	7.8	0.3	8.0	PASS
6468.250000	7.7	0.3	8.0	PASS
6449.250000	7.7	0.3	8.0	PASS
6460.750000	7.7	0.3	8.0	PASS
6470.750000	7.7	0.3	8.0	PASS
6458.750000	7.7	0.4	8.0	PASS

In Band



Measurement 1

Setting	Instrument Value	Target Value
Start Frequency	6.26500 GHz	6.26500 GHz
Stop Frequency	6.66500 GHz	6.66500 GHz
Span	400.000 MHz	400.000 MHz
RBW	1.000 MHz	~ 800.000 kHz
VBW	3.000 MHz	~ 3.000 MHz
SweepPoints	800	~ 800
Sweeptime	1.000 ms	AUTO
Reference Level	10.000 dBm	0.000 dBm
Attenuation	20.000 dB	AUTO
Detector	RMS	RMS
SweepCount	100	100
Filter	3 dB	3 dB
Trace Mode	Average Power	Average Power
Sweeptype	Sweep	Sweep
Preamp	off	off

In-Band Emissions (6545 MHz; 11ax80 (80 MHz))

Result

DUT Frequency (MHz)	Result
6545.000000	PASS

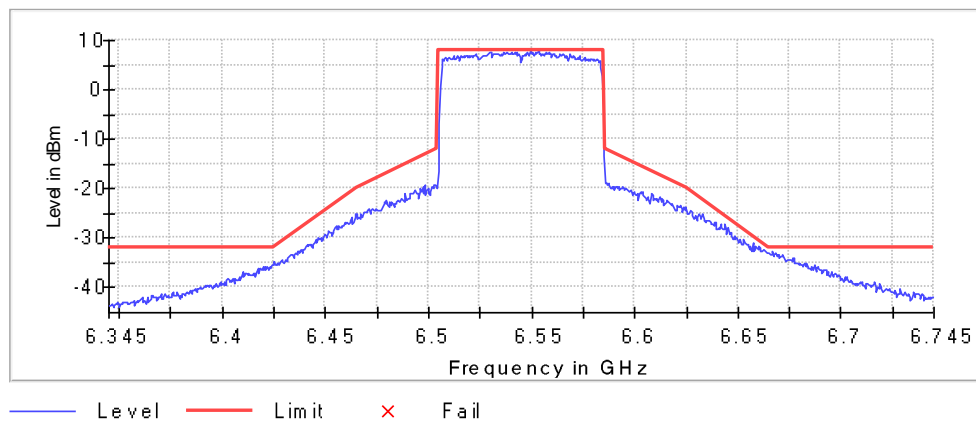
Inband Peak

Frequency (MHz)	Level (dBm)
6549.250000	8.0

Measurements

Frequency (MHz)	Level (dBm)	Margin (dB)	Limit (dBm)	Result
6549.250000	8.0	0.0	8.0	PASS
6553.250000	7.8	0.2	8.0	PASS
6542.750000	7.7	0.2	8.0	PASS
6557.250000	7.7	0.2	8.0	PASS
6538.250000	7.7	0.3	8.0	PASS
6529.750000	7.7	0.3	8.0	PASS
6547.750000	7.7	0.3	8.0	PASS
6537.750000	7.6	0.4	8.0	PASS
6548.250000	7.6	0.4	8.0	PASS
6551.750000	7.6	0.4	8.0	PASS
6549.750000	7.5	0.4	8.0	PASS
6558.250000	7.5	0.4	8.0	PASS
6536.750000	7.5	0.5	8.0	PASS
6550.750000	7.5	0.5	8.0	PASS
6552.750000	7.5	0.5	8.0	PASS

In Band



Measurement 1

Setting	Instrument Value	Target Value
Start Frequency	6.34500 GHz	6.34500 GHz
Stop Frequency	6.74500 GHz	6.74500 GHz
Span	400.000 MHz	400.000 MHz
RBW	1.000 MHz	~ 800.000 kHz
VBW	3.000 MHz	~ 3.000 MHz
SweepPoints	800	~ 800
Sweeptime	1.000 ms	AUTO
Reference Level	10.000 dBm	0.000 dBm
Attenuation	20.000 dB	AUTO
Detector	RMS	RMS
SweepCount	100	100
Filter	3 dB	3 dB
Trace Mode	Average Power	Average Power
Sweeptype	Sweep	Sweep
Preamp	off	off

In-Band Emissions (6625 MHz; 11ax80 (80 MHz))

Result

DUT Frequency (MHz)	Result
6625.000000	PASS

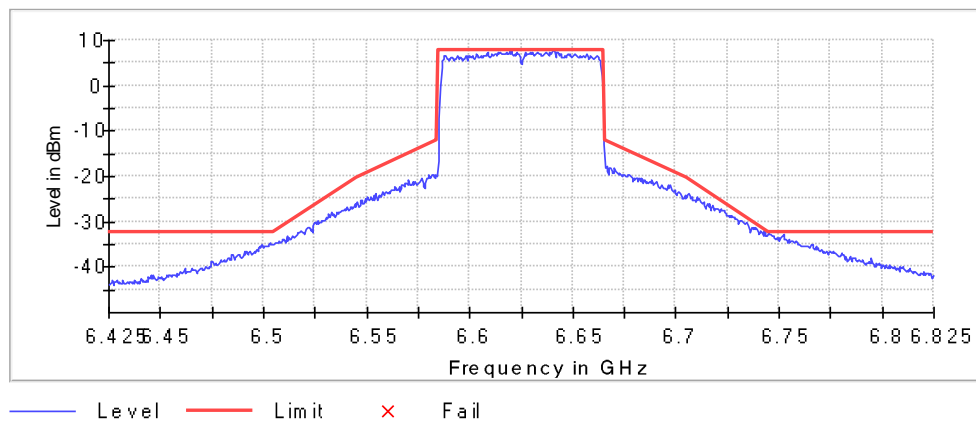
Inband Peak

Frequency (MHz)	Level (dBm)
6640.750000	7.7

Measurements

Frequency (MHz)	Level (dBm)	Margin (dB)	Limit (dBm)	Result
6619.250000	7.7	0.1	7.7	PASS
6640.250000	7.6	0.1	7.7	PASS
6620.250000	7.6	0.1	7.7	PASS
6641.250000	7.6	0.2	7.7	PASS
6744.750000	-32.4	0.2	-32.2	PASS
6622.750000	7.5	0.2	7.7	PASS
6743.250000	-32.0	0.2	-31.7	PASS
6636.750000	7.4	0.3	7.7	PASS
6608.750000	7.4	0.3	7.7	PASS
6630.750000	7.4	0.3	7.7	PASS
6613.750000	7.4	0.4	7.7	PASS
6745.750000	-32.7	0.4	-32.3	PASS
6632.750000	7.3	0.4	7.7	PASS
6637.250000	7.3	0.4	7.7	PASS
6642.750000	7.3	0.5	7.7	PASS

In Band



Measurement 1

Setting	Instrument Value	Target Value
Start Frequency	6.42500 GHz	6.42500 GHz
Stop Frequency	6.82500 GHz	6.82500 GHz
Span	400.000 MHz	400.000 MHz
RBW	1.000 MHz	~ 800.000 kHz
VBW	3.000 MHz	~ 3.000 MHz
SweepPoints	800	~ 800
Sweeptime	1.000 ms	AUTO
Reference Level	10.000 dBm	0.000 dBm
Attenuation	20.000 dB	AUTO
Detector	RMS	RMS
SweepCount	100	100
Filter	3 dB	3 dB
Trace Mode	Average Power	Average Power
Sweeptype	Sweep	Sweep
Preamp	off	off

In-Band Emissions (6705 MHz; 11ax80 (80 MHz))

Result

DUT Frequency (MHz)	Result
6705.000000	PASS

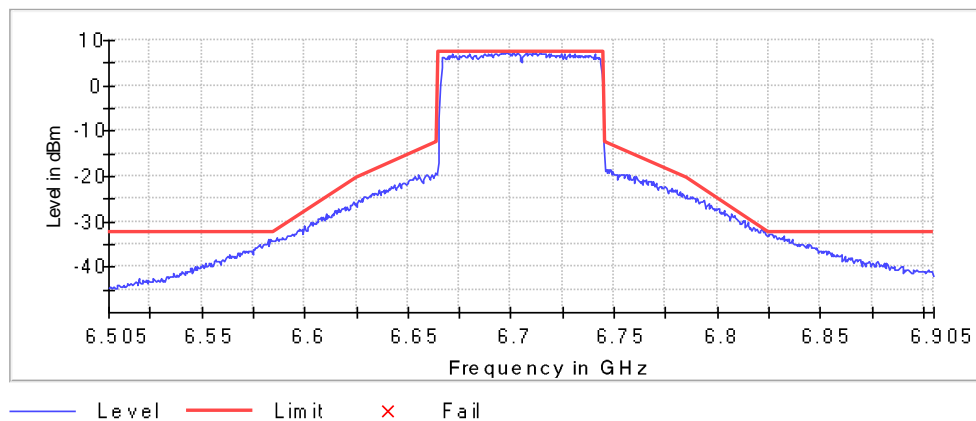
Inband Peak

Frequency (MHz)	Level (dBm)
6710.750000	7.5

Measurements

Frequency (MHz)	Level (dBm)	Margin (dB)	Limit (dBm)	Result
6710.750000	7.5	0.0	7.5	PASS
6823.250000	-32.0	0.0	-32.0	PASS
6703.250000	7.4	0.1	7.5	PASS
6826.750000	-32.6	0.1	-32.5	PASS
6707.750000	7.3	0.2	7.5	PASS
6826.250000	-32.7	0.2	-32.5	PASS
6821.750000	-31.7	0.2	-31.5	PASS
6698.250000	7.3	0.2	7.5	PASS
6712.250000	7.2	0.2	7.5	PASS
6714.250000	7.2	0.3	7.5	PASS
6701.250000	7.2	0.3	7.5	PASS
6695.750000	7.2	0.3	7.5	PASS
6696.750000	7.2	0.3	7.5	PASS
6697.750000	7.2	0.3	7.5	PASS
6699.250000	7.2	0.3	7.5	PASS

In Band



Measurement 1

Setting	Instrument Value	Target Value
Start Frequency	6.50500 GHz	6.50500 GHz
Stop Frequency	6.90500 GHz	6.90500 GHz
Span	400.000 MHz	400.000 MHz
RBW	1.000 MHz	~ 800.000 kHz
VBW	3.000 MHz	~ 3.000 MHz
SweepPoints	800	~ 800
Sweeptime	1.000 ms	AUTO
Reference Level	10.000 dBm	0.000 dBm
Attenuation	20.000 dB	AUTO
Detector	RMS	RMS
SweepCount	100	100
Filter	3 dB	3 dB
Trace Mode	Average Power	Average Power
Sweeptype	Sweep	Sweep
Preamp	off	off

In-Band Emissions (6785 MHz; 11ax80 (80 MHz))

Result

DUT Frequency (MHz)	Result
6785.000000	PASS

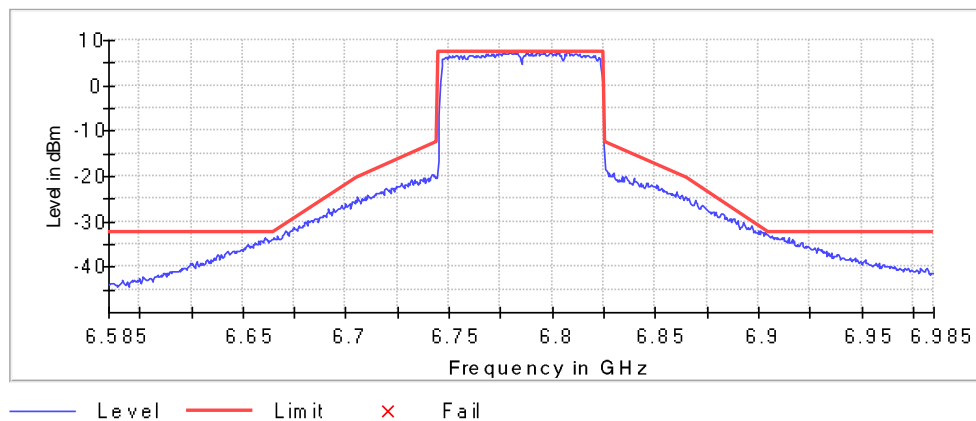
Inband Peak

Frequency (MHz)	Level (dBm)
6799.750000	7.5

Measurements

Frequency (MHz)	Level (dBm)	Margin (dB)	Limit (dBm)	Result
6799.750000	7.5	0.0	7.5	PASS
6799.250000	7.4	0.0	7.5	PASS
6796.250000	7.4	0.1	7.5	PASS
6802.250000	7.4	0.1	7.5	PASS
6792.750000	7.4	0.1	7.5	PASS
6790.250000	7.3	0.1	7.5	PASS
6781.750000	7.3	0.1	7.5	PASS
6779.750000	7.3	0.1	7.5	PASS
6807.250000	7.3	0.1	7.5	PASS
6783.250000	7.3	0.2	7.5	PASS
6793.250000	7.3	0.2	7.5	PASS
6776.750000	7.3	0.2	7.5	PASS
6788.250000	7.3	0.2	7.5	PASS
6807.750000	7.2	0.2	7.5	PASS
6779.250000	7.2	0.2	7.5	PASS

In Band



Measurement 1

Setting	Instrument Value	Target Value
Start Frequency	6.58500 GHz	6.58500 GHz
Stop Frequency	6.98500 GHz	6.98500 GHz
Span	400.000 MHz	400.000 MHz
RBW	1.000 MHz	~ 800.000 kHz
VBW	3.000 MHz	~ 3.000 MHz
SweepPoints	800	~ 800
Sweeptime	1.000 ms	AUTO
Reference Level	10.000 dBm	0.000 dBm
Attenuation	20.000 dB	AUTO
Detector	RMS	RMS
SweepCount	100	100
Filter	3 dB	3 dB
Trace Mode	Average Power	Average Power
Sweeptype	Sweep	Sweep
Preamp	off	off

In-Band Emissions (6865 MHz; 11ax80 (80 MHz))

Result

DUT Frequency (MHz)	Result
6865.000000	PASS

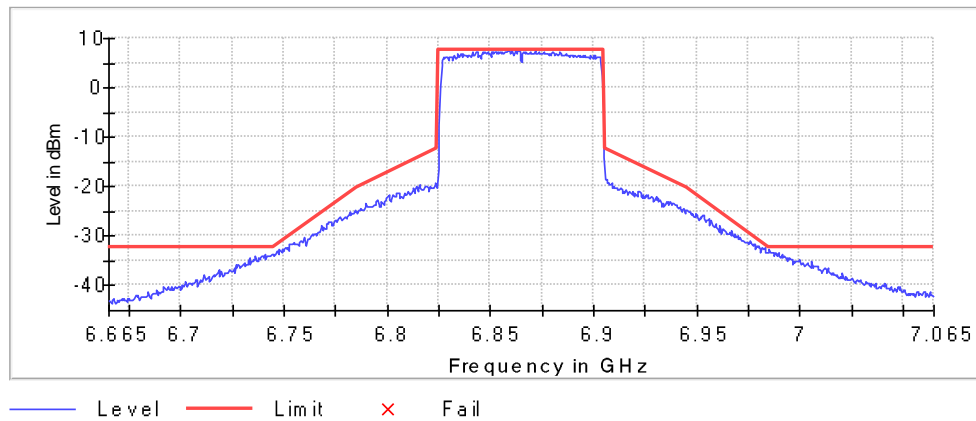
Inband Peak

Frequency (MHz)	Level (dBm)
6858.750000	7.8

Measurements

Frequency (MHz)	Level (dBm)	Margin (dB)	Limit (dBm)	Result
6860.750000	7.7	0.1	7.8	PASS
6871.750000	7.6	0.2	7.8	PASS
6862.250000	7.6	0.2	7.8	PASS
6863.750000	7.5	0.2	7.8	PASS
6858.250000	7.4	0.3	7.8	PASS
6873.250000	7.4	0.3	7.8	PASS
6850.750000	7.4	0.4	7.8	PASS
6864.250000	7.4	0.4	7.8	PASS
6860.250000	7.4	0.4	7.8	PASS
6869.250000	7.4	0.4	7.8	PASS
6985.250000	-32.7	0.4	-32.2	PASS
6851.250000	7.3	0.4	7.8	PASS
6875.750000	7.3	0.4	7.8	PASS
6857.750000	7.3	0.4	7.8	PASS
6848.750000	7.3	0.4	7.8	PASS

In Band



Measurement 1

Setting	Instrument Value	Target Value
Start Frequency	6.66500 GHz	6.66500 GHz
Stop Frequency	7.06500 GHz	7.06500 GHz
Span	400.000 MHz	400.000 MHz
RBW	1.000 MHz	~ 800.000 kHz
VBW	3.000 MHz	~ 3.000 MHz
SweepPoints	800	~ 800
Sweeptime	1.000 ms	AUTO
Reference Level	10.000 dBm	0.000 dBm
Attenuation	20.000 dB	AUTO
Detector	RMS	RMS
SweepCount	100	100
Filter	3 dB	3 dB
Trace Mode	Average Power	Average Power
Sweeptype	Sweep	Sweep
Preamp	off	off

In-Band Emissions (6945 MHz; 11ax80 (80 MHz))

Result

DUT Frequency (MHz)	Result
6945.000000	PASS

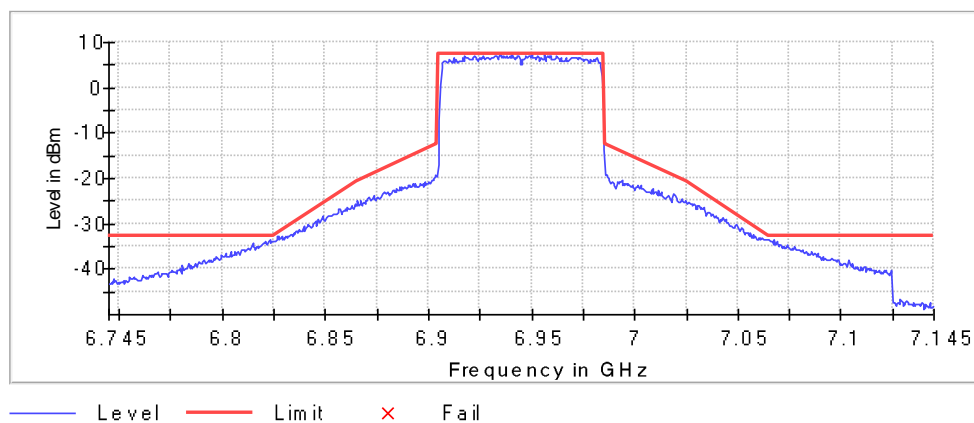
Inband Peak

Frequency (MHz)	Level (dBm)
6940.750000	7.4

Measurements

Frequency (MHz)	Level (dBm)	Margin (dB)	Limit (dBm)	Result
6956.250000	7.2	0.2	7.4	PASS
6934.750000	7.2	0.2	7.4	PASS
6950.250000	7.2	0.2	7.4	PASS
6957.750000	7.1	0.3	7.4	PASS
6949.250000	7.1	0.3	7.4	PASS
6943.250000	7.1	0.3	7.4	PASS
6935.750000	7.1	0.3	7.4	PASS
6943.750000	7.0	0.4	7.4	PASS
6933.250000	7.0	0.4	7.4	PASS
6926.750000	7.0	0.4	7.4	PASS
6958.750000	7.0	0.4	7.4	PASS
6932.250000	7.0	0.5	7.4	PASS
6959.250000	6.9	0.5	7.4	PASS
6947.250000	6.9	0.5	7.4	PASS
6939.250000	6.9	0.5	7.4	PASS

In Band



Measurement 1

Setting	Instrument Value	Target Value
Start Frequency	6.74500 GHz	6.74500 GHz
Stop Frequency	7.14500 GHz	7.14500 GHz
Span	400.000 MHz	400.000 MHz
RBW	1.000 MHz	~ 800.000 kHz
VBW	3.000 MHz	~ 3.000 MHz
SweepPoints	800	~ 800
Sweeptime	1.000 ms	AUTO
Reference Level	10.000 dBm	0.000 dBm
Attenuation	20.000 dB	AUTO
Detector	RMS	RMS
SweepCount	100	100
Filter	3 dB	3 dB
Trace Mode	Average Power	Average Power
Sweeptype	Sweep	Sweep
Preamp	off	off

In-Band Emissions (7025 MHz; 11ax80 (80 MHz))

Result

DUT Frequency (MHz)	Result
7025.000000	PASS

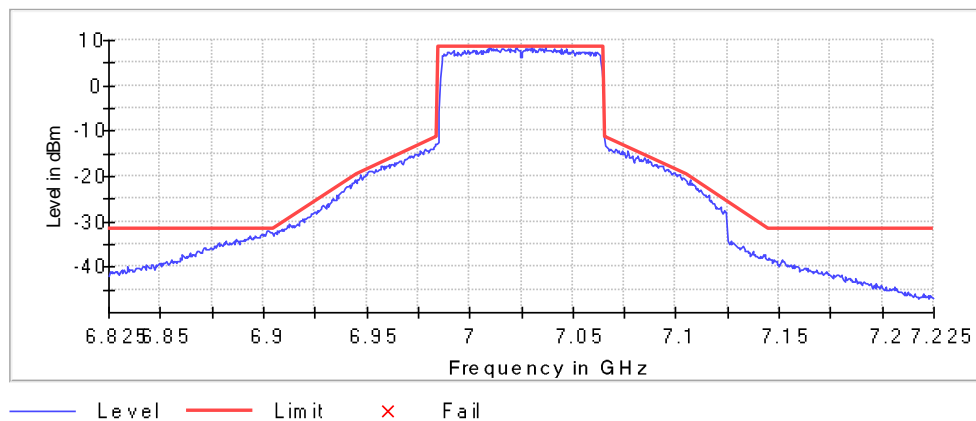
Inband Peak

Frequency (MHz)	Level (dBm)
7036.750000	8.5

Measurements

Frequency (MHz)	Level (dBm)	Margin (dB)	Limit (dBm)	Result
7036.750000	8.5	0.0	8.5	PASS
7030.250000	8.4	0.1	8.5	PASS
7022.750000	8.3	0.2	8.5	PASS
7009.750000	8.3	0.2	8.5	PASS
7016.250000	8.3	0.2	8.5	PASS
7033.250000	8.3	0.2	8.5	PASS
7034.250000	8.2	0.3	8.5	PASS
7015.750000	8.2	0.3	8.5	PASS
7027.250000	8.2	0.3	8.5	PASS
7031.250000	8.2	0.3	8.5	PASS
7033.750000	8.2	0.3	8.5	PASS
7016.750000	8.2	0.3	8.5	PASS
7011.750000	8.2	0.3	8.5	PASS
7023.250000	8.2	0.3	8.5	PASS
7027.750000	8.1	0.4	8.5	PASS

In Band



Measurement 1

Setting	Instrument Value	Target Value
Start Frequency	6.82500 GHz	6.82500 GHz
Stop Frequency	7.22500 GHz	7.22500 GHz
Span	400.000 MHz	400.000 MHz
RBW	1.000 MHz	~ 800.000 kHz
VBW	3.000 MHz	~ 3.000 MHz
SweepPoints	800	~ 800
Sweeptime	1.000 ms	AUTO
Reference Level	10.000 dBm	0.000 dBm
Attenuation	20.000 dB	AUTO
Detector	RMS	RMS
SweepCount	100	100
Filter	3 dB	3 dB
Trace Mode	Average Power	Average Power
Sweeptype	Sweep	Sweep
Preamp	off	off

In-Band Emissions (6025 MHz; 11ax160 (160 MHz))

Result

DUT Frequency (MHz)	Result
6025.000000	PASS

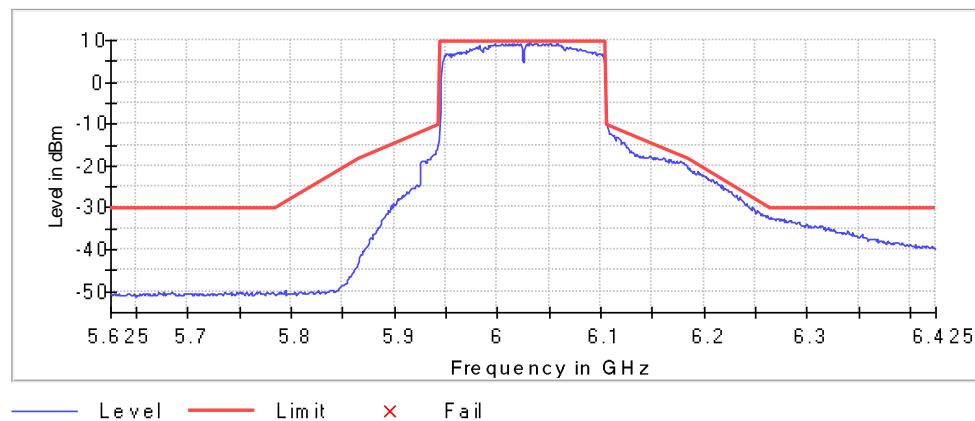
Inband Peak

Frequency (MHz)	Level (dBm)
6031.500000	9.7

Measurements

Frequency (MHz)	Level (dBm)	Margin (dB)	Limit (dBm)	Result
6031.500000	9.7	0.0	9.7	PASS
6106.500000	-10.6	0.2	-10.4	PASS
6028.500000	9.4	0.3	9.7	PASS
6032.500000	9.4	0.3	9.7	PASS
6046.500000	9.3	0.3	9.7	PASS
6044.500000	9.3	0.4	9.7	PASS
6050.500000	9.2	0.4	9.7	PASS
6022.500000	9.2	0.4	9.7	PASS
6008.500000	9.2	0.4	9.7	PASS
6018.500000	9.2	0.5	9.7	PASS
6011.500000	9.2	0.5	9.7	PASS
6035.500000	9.2	0.5	9.7	PASS
6037.500000	9.1	0.5	9.7	PASS
6016.500000	9.1	0.6	9.7	PASS
6036.500000	9.1	0.6	9.7	PASS

In Band



Measurement 1

Setting	Instrument Value	Target Value
Start Frequency	5.62500 GHz	5.62500 GHz
Stop Frequency	6.42500 GHz	6.42500 GHz
Span	800.000 MHz	800.000 MHz
RBW	2.000 MHz	~ 1.600 MHz
VBW	5.000 MHz	~ 6.000 MHz
SweepPoints	800	~ 800
Sweeptime	1.000 ms	AUTO
Reference Level	10.000 dBm	0.000 dBm
Attenuation	20.000 dB	AUTO
Detector	RMS	RMS
SweepCount	100	100
Filter	3 dB	3 dB
Trace Mode	Average Power	Average Power
Sweeptype	Sweep	Sweep
Preamp	off	off

In-Band Emissions (6185 MHz; 11ax160 (160 MHz))

Result

DUT Frequency (MHz)	Result
6185.000000	PASS

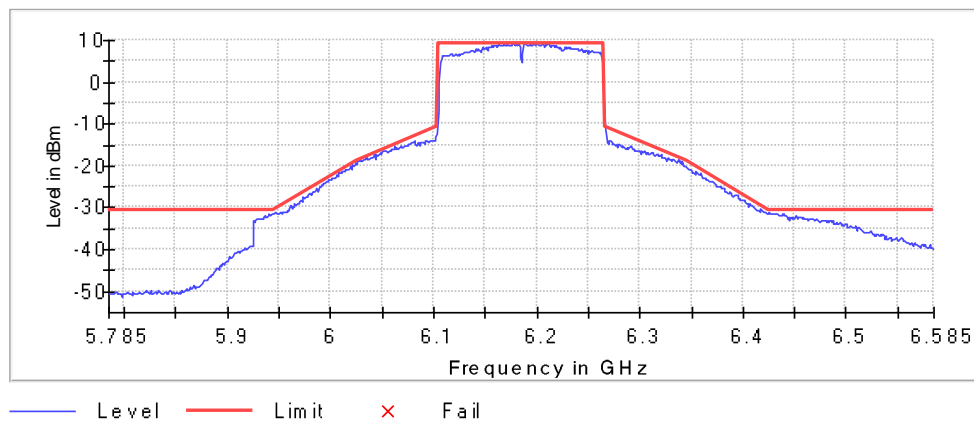
Inband Peak

Frequency (MHz)	Level (dBm)
6188.500000	9.2

Measurements

Frequency (MHz)	Level (dBm)	Margin (dB)	Limit (dBm)	Result
6050.500000	-16.2	0.0	-16.2	PASS
6200.500000	9.1	0.1	9.2	PASS
6180.500000	9.1	0.1	9.2	PASS
6028.500000	-18.5	0.1	-18.4	PASS
6008.500000	-21.3	0.1	-21.2	PASS
6171.500000	9.1	0.1	9.2	PASS
6199.500000	9.1	0.1	9.2	PASS
6026.500000	-18.7	0.1	-18.6	PASS
6179.500000	9.1	0.1	9.2	PASS
6208.500000	9.1	0.1	9.2	PASS
6177.500000	9.1	0.2	9.2	PASS
6189.500000	9.1	0.2	9.2	PASS
6425.500000	-30.9	0.2	-30.8	PASS
6210.500000	9.1	0.2	9.2	PASS
6193.500000	9.1	0.2	9.2	PASS

In Band



Measurement 1

Setting	Instrument Value	Target Value
Start Frequency	5.78500 GHz	5.78500 GHz
Stop Frequency	6.58500 GHz	6.58500 GHz
Span	800.000 MHz	800.000 MHz
RBW	2.000 MHz	~ 1.600 MHz
VBW	5.000 MHz	~ 6.000 MHz
SweepPoints	800	~ 800
Sweeptime	1.000 ms	AUTO
Reference Level	10.000 dBm	0.000 dBm
Attenuation	20.000 dB	AUTO
Detector	RMS	RMS
SweepCount	100	100
Filter	3 dB	3 dB
Trace Mode	Average Power	Average Power
Sweeptype	Sweep	Sweep
Preamp	off	off

In-Band Emissions (6345 MHz; 11ax160 (160 MHz))

Result

DUT Frequency (MHz)	Result
6345.000000	PASS

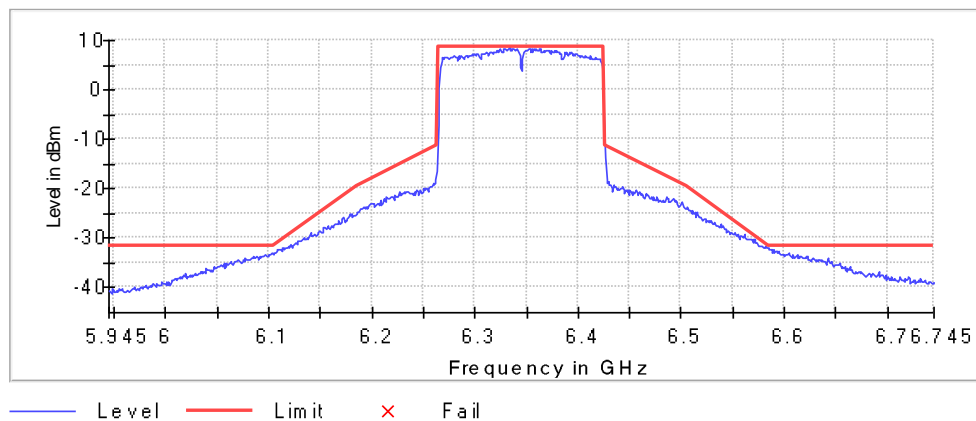
Inband Peak

Frequency (MHz)	Level (dBm)
6333.500000	8.5

Measurements

Frequency (MHz)	Level (dBm)	Margin (dB)	Limit (dBm)	Result
6333.500000	8.5	0.0	8.5	PASS
6336.500000	8.4	0.1	8.5	PASS
6359.500000	8.4	0.1	8.5	PASS
6352.500000	8.3	0.2	8.5	PASS
6329.500000	8.3	0.2	8.5	PASS
6357.500000	8.3	0.2	8.5	PASS
6332.500000	8.3	0.3	8.5	PASS
6328.500000	8.3	0.3	8.5	PASS
6355.500000	8.2	0.3	8.5	PASS
6363.500000	8.2	0.4	8.5	PASS
6353.500000	8.2	0.4	8.5	PASS
6341.500000	8.1	0.4	8.5	PASS
6324.500000	8.1	0.4	8.5	PASS
6362.500000	8.1	0.4	8.5	PASS
6340.500000	8.1	0.4	8.5	PASS

In Band



Measurement 1

Setting	Instrument Value	Target Value
Start Frequency	5.94500 GHz	5.94500 GHz
Stop Frequency	6.74500 GHz	6.74500 GHz
Span	800.000 MHz	800.000 MHz
RBW	2.000 MHz	~ 1.600 MHz
VBW	5.000 MHz	~ 6.000 MHz
SweepPoints	800	~ 800
Sweeptime	1.000 ms	AUTO
Reference Level	10.000 dBm	0.000 dBm
Attenuation	20.000 dB	AUTO
Detector	RMS	RMS
SweepCount	100	100
Filter	3 dB	3 dB
Trace Mode	Average Power	Average Power
Sweeptype	Sweep	Sweep
Preamp	off	off

In-Band Emissions (6505 MHz; 11ax160 (160 MHz))

Result

DUT Frequency (MHz)	Result
6505.000000	PASS

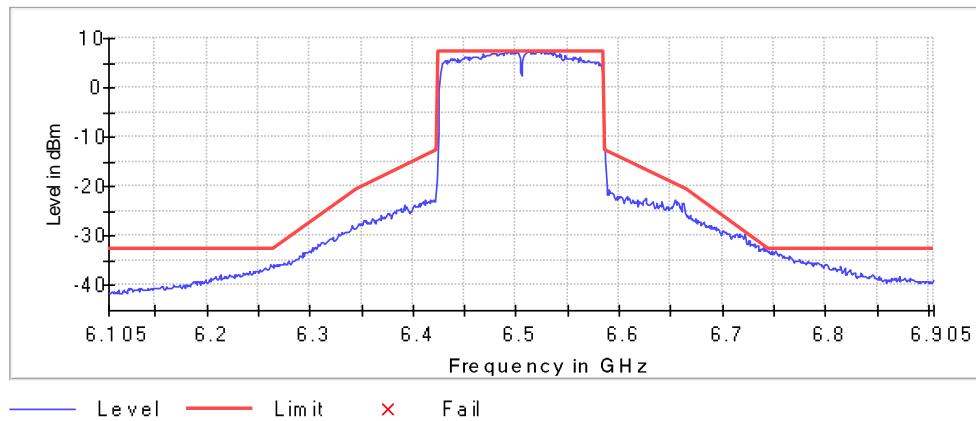
Inband Peak

Frequency (MHz)	Level (dBm)
6510.500000	7.4

Measurements

Frequency (MHz)	Level (dBm)	Margin (dB)	Limit (dBm)	Result
6510.500000	7.4	0.0	7.4	PASS
6516.500000	7.4	0.0	7.4	PASS
6492.500000	7.4	0.0	7.4	PASS
6522.500000	7.4	0.1	7.4	PASS
6526.500000	7.3	0.1	7.4	PASS
6512.500000	7.3	0.1	7.4	PASS
6525.500000	7.3	0.1	7.4	PASS
6529.500000	7.2	0.2	7.4	PASS
6722.500000	-29.4	0.2	-29.2	PASS
6520.500000	7.2	0.2	7.4	PASS
6500.500000	7.2	0.2	7.4	PASS
6511.500000	7.2	0.2	7.4	PASS
6498.500000	7.2	0.2	7.4	PASS
6490.500000	7.2	0.2	7.4	PASS
6532.500000	7.2	0.2	7.4	PASS

In Band



Measurement 1

Setting	Instrument Value	Target Value
Start Frequency	6.10500 GHz	6.10500 GHz
Stop Frequency	6.90500 GHz	6.90500 GHz
Span	800.000 MHz	800.000 MHz
RBW	2.000 MHz	~ 1.600 MHz
VBW	5.000 MHz	~ 6.000 MHz
SweepPoints	800	~ 800
Sweeptime	1.000 ms	AUTO
Reference Level	10.000 dBm	0.000 dBm
Attenuation	20.000 dB	AUTO
Detector	RMS	RMS
SweepCount	100	100
Filter	3 dB	3 dB
Trace Mode	Average Power	Average Power
Sweeptype	Sweep	Sweep
Preamp	off	off

In-Band Emissions (6665 MHz; 11ax160 (160 MHz))

Result

DUT Frequency (MHz)	Result
6665.000000	PASS

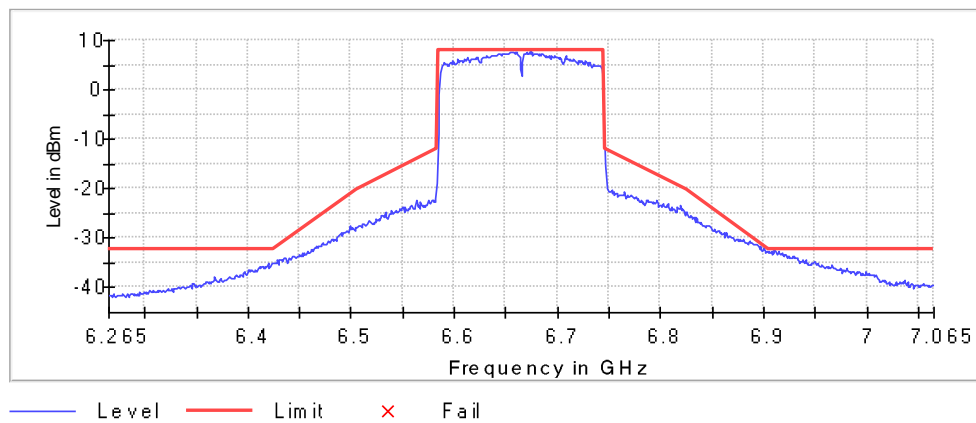
Inband Peak

Frequency (MHz)	Level (dBm)
6673.500000	7.8

Measurements

Frequency (MHz)	Level (dBm)	Margin (dB)	Limit (dBm)	Result
6654.500000	7.7	0.2	7.8	PASS
6660.500000	7.6	0.2	7.8	PASS
6657.500000	7.6	0.2	7.8	PASS
6655.500000	7.6	0.2	7.8	PASS
6670.500000	7.6	0.2	7.8	PASS
6910.500000	-32.4	0.2	-32.2	PASS
6653.500000	7.6	0.2	7.8	PASS
6675.500000	7.6	0.3	7.8	PASS
6659.500000	7.5	0.3	7.8	PASS
6656.500000	7.4	0.4	7.8	PASS
6650.500000	7.4	0.4	7.8	PASS
6680.500000	7.4	0.4	7.8	PASS
6907.500000	-32.6	0.4	-32.2	PASS
6661.500000	7.4	0.4	7.8	PASS
6905.500000	-32.6	0.5	-32.2	PASS

In Band



Measurement 1

Setting	Instrument Value	Target Value
Start Frequency	6.26500 GHz	6.26500 GHz
Stop Frequency	7.06500 GHz	7.06500 GHz
Span	800.000 MHz	800.000 MHz
RBW	2.000 MHz	~ 1.600 MHz
VBW	5.000 MHz	~ 6.000 MHz
SweepPoints	800	~ 800
Sweeptime	1.000 ms	AUTO
Reference Level	10.000 dBm	0.000 dBm
Attenuation	20.000 dB	AUTO
Detector	RMS	RMS
SweepCount	100	100
Filter	3 dB	3 dB
Trace Mode	Average Power	Average Power
Sweeptype	Sweep	Sweep
Preamp	off	off

In-Band Emissions (6825 MHz; 11ax160 (160 MHz))

Result

DUT Frequency (MHz)	Result
6825.000000	PASS

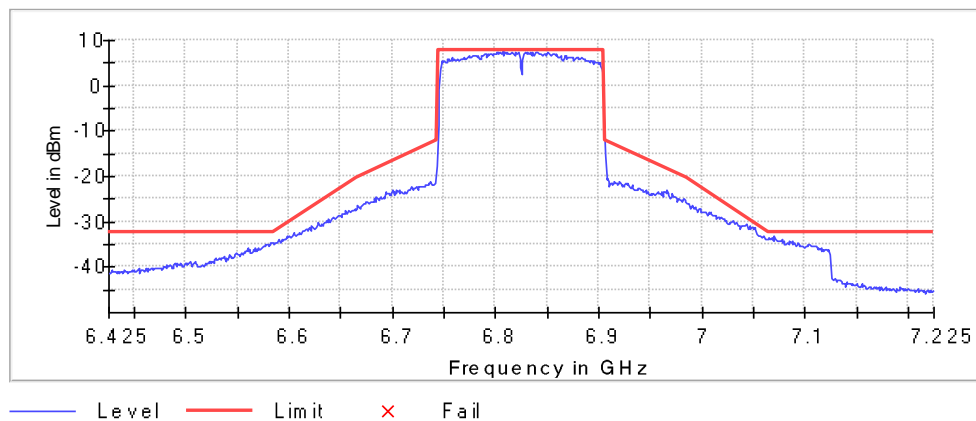
Inband Peak

Frequency (MHz)	Level (dBm)
6807.500000	7.8

Measurements

Frequency (MHz)	Level (dBm)	Margin (dB)	Limit (dBm)	Result
6816.500000	7.5	0.3	7.8	PASS
6828.500000	7.5	0.3	7.8	PASS
6833.500000	7.5	0.3	7.8	PASS
6801.500000	7.5	0.3	7.8	PASS
6809.500000	7.5	0.3	7.8	PASS
6850.500000	7.4	0.3	7.8	PASS
6836.500000	7.4	0.4	7.8	PASS
6822.500000	7.4	0.4	7.8	PASS
6839.500000	7.4	0.4	7.8	PASS
6831.500000	7.4	0.4	7.8	PASS
6819.500000	7.4	0.4	7.8	PASS
6840.500000	7.3	0.4	7.8	PASS
6815.500000	7.3	0.5	7.8	PASS
6804.500000	7.3	0.5	7.8	PASS
6829.500000	7.3	0.5	7.8	PASS

In Band



Measurement 1

Setting	Instrument Value	Target Value
Start Frequency	6.42500 GHz	6.42500 GHz
Stop Frequency	7.22500 GHz	7.22500 GHz
Span	800.000 MHz	800.000 MHz
RBW	2.000 MHz	~ 1.600 MHz
VBW	5.000 MHz	~ 6.000 MHz
SweepPoints	800	~ 800
Sweeptime	1.000 ms	AUTO
Reference Level	10.000 dBm	0.000 dBm
Attenuation	20.000 dB	AUTO
Detector	RMS	RMS
SweepCount	100	100
Filter	3 dB	3 dB
Trace Mode	Average Power	Average Power
Sweeptype	Sweep	Sweep
Preamp	off	off

In-Band Emissions (6985 MHz; 11ax160 (160 MHz))

Result

DUT Frequency (MHz)	Result
6985.000000	PASS

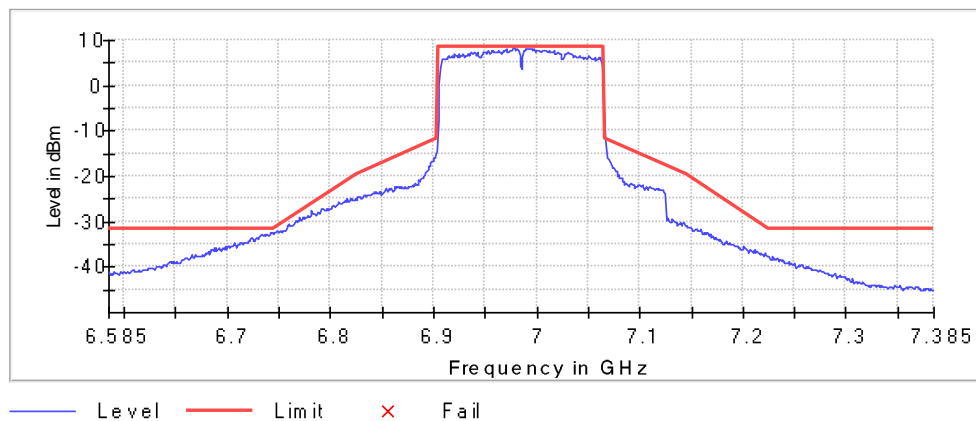
Inband Peak

Frequency (MHz)	Level (dBm)
6977.500000	8.4

Measurements

Frequency (MHz)	Level (dBm)	Margin (dB)	Limit (dBm)	Result
6977.500000	8.4	0.0	8.4	PASS
6989.500000	8.3	0.1	8.4	PASS
6992.500000	8.3	0.1	8.4	PASS
6991.500000	8.3	0.1	8.4	PASS
6997.500000	8.2	0.2	8.4	PASS
6995.500000	8.2	0.2	8.4	PASS
6994.500000	8.1	0.3	8.4	PASS
6993.500000	8.1	0.3	8.4	PASS
6990.500000	8.1	0.3	8.4	PASS
6970.500000	8.0	0.4	8.4	PASS
6978.500000	7.9	0.4	8.4	PASS
6980.500000	7.9	0.5	8.4	PASS
6981.500000	7.9	0.5	8.4	PASS
7001.500000	7.9	0.5	8.4	PASS
6999.500000	7.9	0.5	8.4	PASS

In Band



Measurement 1

Setting	Instrument Value	Target Value
Start Frequency	6.58500 GHz	6.58500 GHz
Stop Frequency	7.38500 GHz	7.38500 GHz
Span	800.000 MHz	800.000 MHz
RBW	2.000 MHz	~ 1.600 MHz
VBW	5.000 MHz	~ 6.000 MHz
SweepPoints	800	~ 800
Sweeptime	1.000 ms	AUTO
Reference Level	10.000 dBm	0.000 dBm
Attenuation	20.000 dB	AUTO
Detector	RMS	RMS
SweepCount	100	100
Filter	3 dB	3 dB
Trace Mode	Average Power	Average Power
Sweeptype	Sweep	Sweep
Preamp	off	off

Emission Bandwidth 26 dB (5955 MHz; 11a (20 MHz))

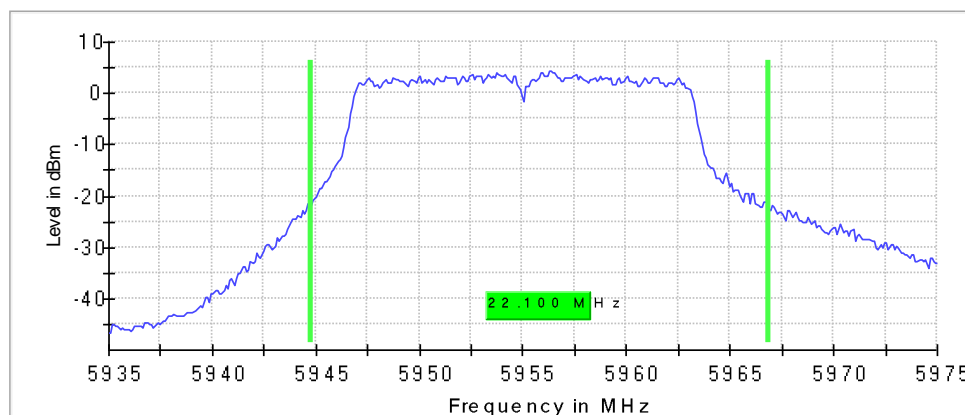
26 dB Bandwidth

DUT Frequency (MHz)	Bandwidth (MHz)	Limit Min (MHz)	Limit Max (MHz)	Band Edge Left (MHz)	Limit Min BE L (MHz)
5955.000000	22.100000	---	320.000000	5944.750000	---

(continuation of the "26 dB Bandwidth" table from column 6 ...)

DUT Frequency (MHz)	Band Edge Right (MHz)	Limit Max R (MHz)	Max Level (dBm)	Result
5955.000000	5966.850000	---	4.4	PASS

26 dB Bandwidth



Measurement

Setting	Instrument Value	Target Value
Start Frequency	5.93500 GHz	5.93500 GHz
Stop Frequency	5.97500 GHz	5.97500 GHz
Span	40.000 MHz	40.000 MHz
RBW	200.000 kHz	~ 200.000 kHz
VBW	1.000 MHz	>= 600.000 kHz
SweepPoints	400	~ 400
Sweeptime	1.000 ms	AUTO
Reference Level	10.000 dBm	10.000 dBm
Attenuation	20.000 dB	AUTO
Detector	MaxPeak	MaxPeak
SweepCount	200	200
Filter	3 dB	3 dB
Trace Mode	Max Hold	Max Hold
Sweeptype	Sweep	AUTO
Preamp	off	off
Stablemode	Trace	Trace
Stablevalue	0.30 dB	0.30 dB
Run	65 / max. 150	max. 150
Stable	5 / 5	5
Max Stable Difference	0.01 dB	0.30 dB

Emission Bandwidth 26 dB (6175 MHz; 11a (20 MHz))

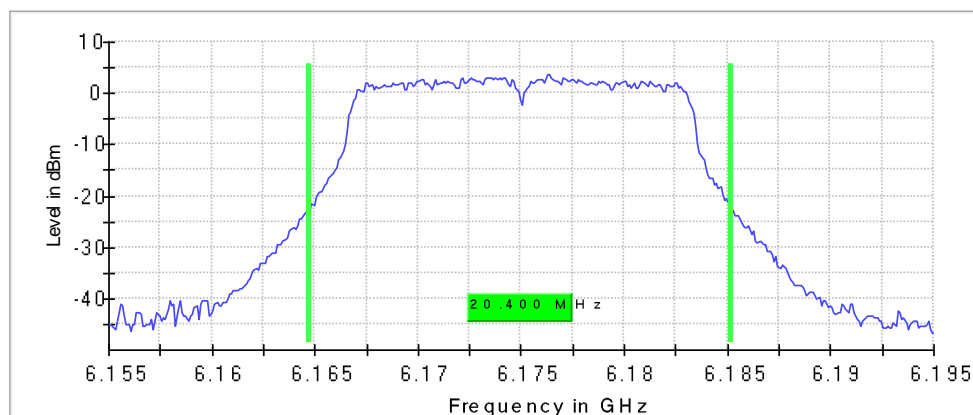
26 dB Bandwidth

DUT Frequency (MHz)	Bandwidth (MHz)	Limit Min (MHz)	Limit Max (MHz)	Band Edge Left (MHz)	Limit Min BE L (MHz)
6175.000000	20.400000	---	320.000000	6164.750000	---

(continuation of the "26 dB Bandwidth" table from column 6 ...)

DUT Frequency (MHz)	Band Edge Right (MHz)	Limit Max BE R (MHz)	Max Level (dBm)	Result
6175.000000	6185.150000	---	3.6	PASS

26 dB Bandwidth



Measurement

Setting	Instrument Value	Target Value
Start Frequency	6.15500 GHz	6.15500 GHz
Stop Frequency	6.19500 GHz	6.19500 GHz
Span	40.000 MHz	40.000 MHz
RBW	200.000 kHz	~ 200.000 kHz
VBW	1.000 MHz	>= 600.000 kHz
SweepPoints	400	~ 400
Sweeptime	1.000 ms	AUTO
Reference Level	10.000 dBm	10.000 dBm
Attenuation	20.000 dB	AUTO
Detector	MaxPeak	MaxPeak
SweepCount	200	200
Filter	3 dB	3 dB
Trace Mode	Max Hold	Max Hold
Sweeptype	Sweep	AUTO
Preamp	off	off
Stablemode	Trace	Trace
Stablevalue	0.30 dB	0.30 dB
Run	59 / max. 150	max. 150
Stable	5 / 5	5
Max Stable Difference	0.12 dB	0.30 dB

Emission Bandwidth 26 dB (6415 MHz; 11a (20 MHz))

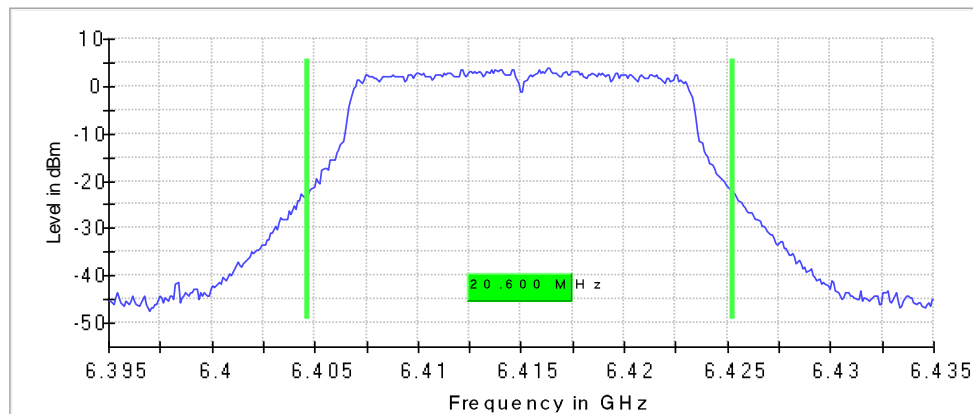
26 dB Bandwidth

DUT Frequency (MHz)	Bandwidth (MHz)	Limit Min (MHz)	Limit Max (MHz)	Band Edge Left (MHz)	Limit Min BE L (MHz)
6415.000000	20.600000	---	320.000000	6404.650000	---

(continuation of the "26 dB Bandwidth" table from column 6 ...)

DUT Frequency (MHz)	Band Edge Right (MHz)	Limit Max R (MHz)	Max Level (dBm)	Result
6415.000000	6425.250000	---	3.9	PASS

26 dB Bandwidth



Measurement

Setting	Instrument Value	Target Value
Start Frequency	6.39500 GHz	6.39500 GHz
Stop Frequency	6.43500 GHz	6.43500 GHz
Span	40.000 MHz	40.000 MHz
RBW	200.000 kHz	~ 200.000 kHz
VBW	1.000 MHz	>= 600.000 kHz
SweepPoints	400	~ 400
Sweeptime	1.000 ms	AUTO
Reference Level	10.000 dBm	10.000 dBm
Attenuation	20.000 dB	AUTO
Detector	MaxPeak	MaxPeak
SweepCount	200	200
Filter	3 dB	3 dB
Trace Mode	Max Hold	Max Hold
Sweeptype	Sweep	AUTO
Preamp	off	off
Stablemode	Trace	Trace
Stablevalue	0.30 dB	0.30 dB
Run	66 / max. 150	max. 150
Stable	5 / 5	5
Max Stable Difference	0.00 dB	0.30 dB

Emission Bandwidth 26 dB (6435 MHz; 11a (20 MHz))

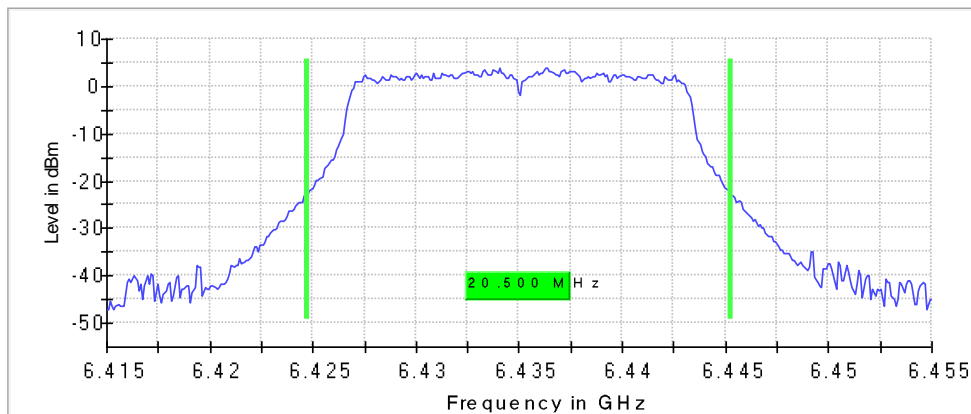
26 dB Bandwidth

DUT Frequency (MHz)	Bandwidth (MHz)	Limit Min (MHz)	Limit Max (MHz)	Band Edge Left (MHz)	Limit Min BE L (MHz)
6435.000000	20.500000	---	320.000000	6424.750000	---

(continuation of the "26 dB Bandwidth" table from column 6 ...)

DUT Frequency (MHz)	Band Edge Right (MHz)	Limit Max BE R (MHz)	Max Level (dBm)	Result
6435.000000	6445.250000	---	3.8	PASS

26 dB Bandwidth



Measurement

Setting	Instrument Value	Target Value
Start Frequency	6.41500 GHz	6.41500 GHz
Stop Frequency	6.45500 GHz	6.45500 GHz
Span	40.000 MHz	40.000 MHz
RBW	200.000 kHz	~ 200.000 kHz
VBW	1.000 MHz	>= 600.000 kHz
SweepPoints	400	~ 400
Sweeptime	1.000 ms	AUTO
Reference Level	10.000 dBm	10.000 dBm
Attenuation	20.000 dB	AUTO
Detector	MaxPeak	MaxPeak
SweepCount	200	200
Filter	3 dB	3 dB
Trace Mode	Max Hold	Max Hold
Sweeptype	Sweep	AUTO
Preamp	off	off
Stablemode	Trace	Trace
Stablevalue	0.30 dB	0.30 dB
Run	34 / max. 150	max. 150
Stable	5 / 5	5
Max Stable Difference	0.24 dB	0.30 dB

Emission Bandwidth 26 dB (6475 MHz; 11a (20 MHz))

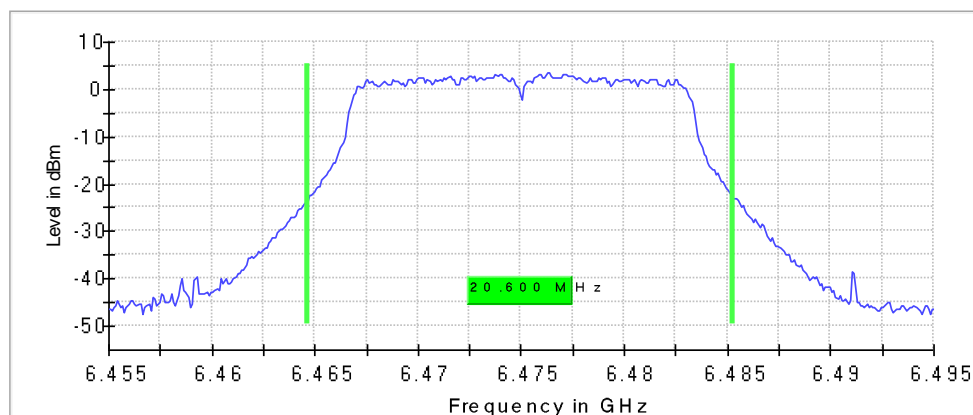
26 dB Bandwidth

DUT Frequency (MHz)	Bandwidth (MHz)	Limit Min (MHz)	Limit Max (MHz)	Band Edge Left (MHz)	Limit Min BE L (MHz)
6475.000000	20.600000	---	320.000000	6464.650000	---

(continuation of the "26 dB Bandwidth" table from column 6 ...)

DUT Frequency (MHz)	Band Edge Right (MHz)	Limit Max BE R (MHz)	Max Level (dBm)	Result
6475.000000	6485.250000	---	3.5	PASS

26 dB Bandwidth



Measurement

Setting	Instrument Value	Target Value
Start Frequency	6.45500 GHz	6.45500 GHz
Stop Frequency	6.49500 GHz	6.49500 GHz
Span	40.000 MHz	40.000 MHz
RBW	200.000 kHz	~ 200.000 kHz
VBW	1.000 MHz	>= 600.000 kHz
SweepPoints	400	~ 400
Sweeptime	1.000 ms	AUTO
Reference Level	10.000 dBm	10.000 dBm
Attenuation	20.000 dB	AUTO
Detector	MaxPeak	MaxPeak
SweepCount	200	200
Filter	3 dB	3 dB
Trace Mode	Max Hold	Max Hold
Sweeptype	Sweep	AUTO
Preamp	off	off
Stablemode	Trace	Trace
Stablevalue	0.30 dB	0.30 dB
Run	60 / max. 150	max. 150
Stable	5 / 5	5
Max Stable Difference	0.21 dB	0.30 dB

Emission Bandwidth 26 dB (6515 MHz; 11a (20 MHz))

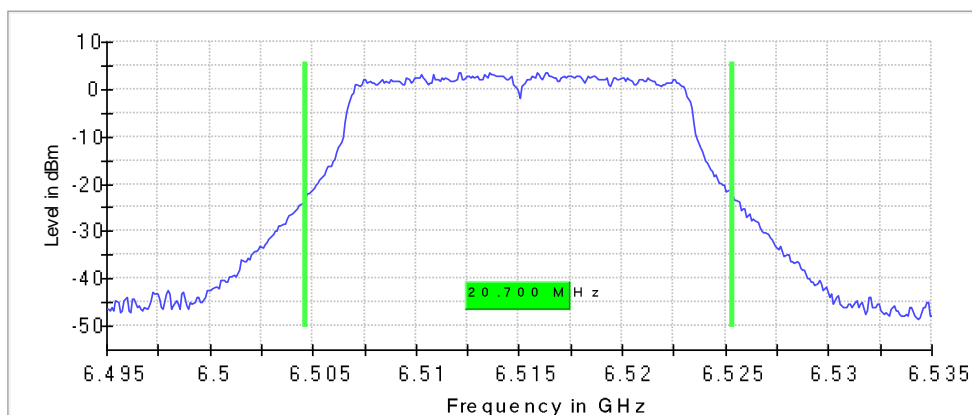
26 dB Bandwidth

DUT Frequency (MHz)	Bandwidth (MHz)	Limit Min (MHz)	Limit Max (MHz)	Band Edge Left (MHz)	Limit Min BE L (MHz)
6515.000000	20.700000	---	320.000000	6504.650000	---

(continuation of the "26 dB Bandwidth" table from column 6 ...)

DUT Frequency (MHz)	Band Edge Right (MHz)	Limit Max BE R (MHz)	Max Level (dBm)	Result
6515.000000	6525.350000	---	3.6	PASS

26 dB Bandwidth



Measurement

Setting	Instrument Value	Target Value
Start Frequency	6.49500 GHz	6.49500 GHz
Stop Frequency	6.53500 GHz	6.53500 GHz
Span	40.000 MHz	40.000 MHz
RBW	200.000 kHz	~ 200.000 kHz
VBW	1.000 MHz	>= 600.000 kHz
SweepPoints	400	~ 400
Sweeptime	1.000 ms	AUTO
Reference Level	10.000 dBm	10.000 dBm
Attenuation	20.000 dB	AUTO
Detector	MaxPeak	MaxPeak
SweepCount	200	200
Filter	3 dB	3 dB
Trace Mode	Max Hold	Max Hold
Sweeptype	Sweep	AUTO
Preamp	off	off
Stablemode	Trace	Trace
Stablevalue	0.30 dB	0.30 dB
Run	59 / max. 150	max. 150
Stable	5 / 5	5
Max Stable Difference	0.18 dB	0.30 dB

Emission Bandwidth 26 dB (6535 MHz; 11a (20 MHz))

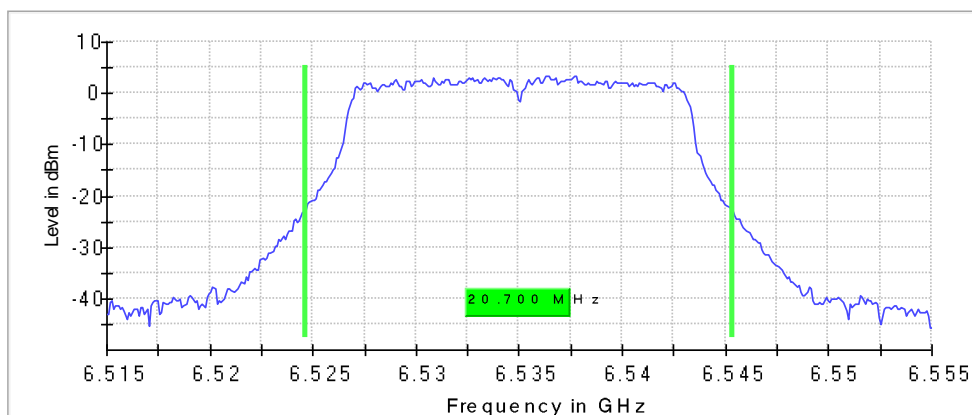
26 dB Bandwidth

DUT Frequency (MHz)	Bandwidth (MHz)	Limit Min (MHz)	Limit Max (MHz)	Band Edge Left (MHz)	Limit Min BE L (MHz)
6535.000000	20.700000	---	320.000000	6524.650000	---

(continuation of the "26 dB Bandwidth" table from column 6 ...)

DUT Frequency (MHz)	Band Edge Right (MHz)	Limit Max BE R (MHz)	Max Level (dBm)	Result
6535.000000	6545.350000	---	3.5	PASS

26 dB Bandwidth



Measurement

Setting	Instrument Value	Target Value
Start Frequency	6.51500 GHz	6.51500 GHz
Stop Frequency	6.55500 GHz	6.55500 GHz
Span	40.000 MHz	40.000 MHz
RBW	200.000 kHz	~ 200.000 kHz
VBW	1.000 MHz	>= 600.000 kHz
SweepPoints	400	~ 400
Sweeptime	1.000 ms	AUTO
Reference Level	10.000 dBm	10.000 dBm
Attenuation	20.000 dB	AUTO
Detector	MaxPeak	MaxPeak
SweepCount	200	200
Filter	3 dB	3 dB
Trace Mode	Max Hold	Max Hold
Sweeptype	Sweep	AUTO
Preamp	off	off
Stablemode	Trace	Trace
Stablevalue	0.30 dB	0.30 dB
Run	75 / max. 150	max. 150
Stable	5 / 5	5
Max Stable Difference	0.05 dB	0.30 dB

Emission Bandwidth 26 dB (6695 MHz; 11a (20 MHz))

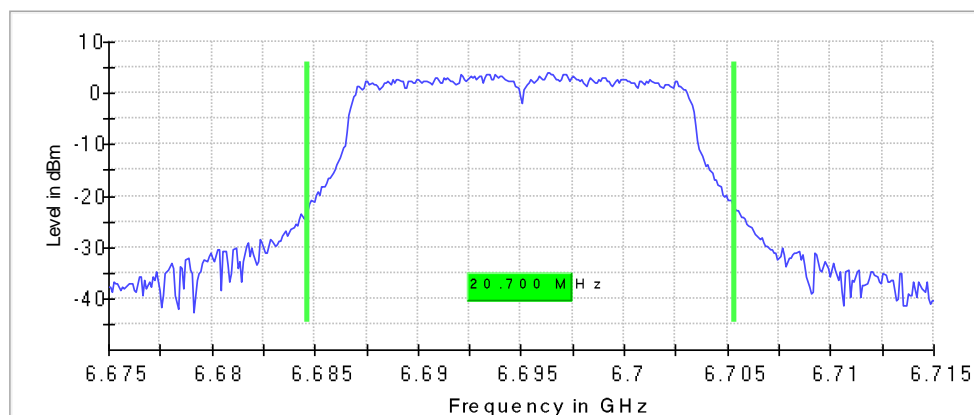
26 dB Bandwidth

DUT Frequency (MHz)	Bandwidth (MHz)	Limit Min (MHz)	Limit Max (MHz)	Band Edge Left (MHz)	Limit Min BE L (MHz)
6695.000000	20.700000	---	320.000000	6684.650000	---

(continuation of the "26 dB Bandwidth" table from column 6 ...)

DUT Frequency (MHz)	Band Edge Right (MHz)	Limit Max BE R (MHz)	Max Level (dBm)	Result
6695.000000	6705.350000	---	4.0	PASS

26 dB Bandwidth



Measurement

Setting	Instrument Value	Target Value
Start Frequency	6.67500 GHz	6.67500 GHz
Stop Frequency	6.71500 GHz	6.71500 GHz
Span	40.000 MHz	40.000 MHz
RBW	200.000 kHz	~ 200.000 kHz
VBW	1.000 MHz	>= 600.000 kHz
SweepPoints	400	~ 400
Sweeptime	1.000 ms	AUTO
Reference Level	10.000 dBm	10.000 dBm
Attenuation	20.000 dB	AUTO
Detector	MaxPeak	MaxPeak
SweepCount	200	200
Filter	3 dB	3 dB
Trace Mode	Max Hold	Max Hold
Sweeptype	Sweep	AUTO
Preamp	off	off
Stablemode	Trace	Trace
Stablevalue	0.30 dB	0.30 dB
Run	61 / max. 150	max. 150
Stable	5 / 5	5
Max Stable Difference	0.28 dB	0.30 dB

Emission Bandwidth 26 dB (6855 MHz; 11a (20 MHz))

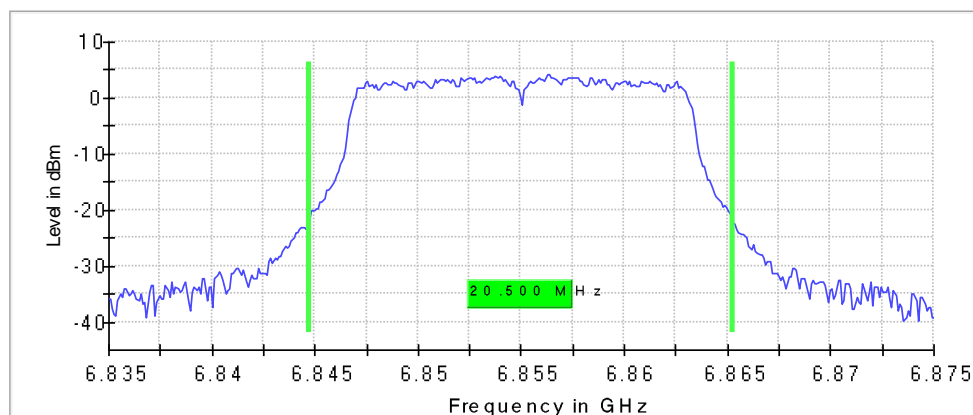
26 dB Bandwidth

DUT Frequency (MHz)	Bandwidth (MHz)	Limit Min (MHz)	Limit Max (MHz)	Band Edge Left (MHz)	Limit Min BE L (MHz)
6855.000000	20.500000	---	320.000000	6844.750000	---

(continuation of the "26 dB Bandwidth" table from column 6 ...)

DUT Frequency (MHz)	Band Edge Right (MHz)	Limit Max BE R (MHz)	Max Level (dBm)	Result
6855.000000	6865.250000	---	4.3	PASS

26 dB Bandwidth



Measurement

Setting	Instrument Value	Target Value
Start Frequency	6.83500 GHz	6.83500 GHz
Stop Frequency	6.87500 GHz	6.87500 GHz
Span	40.000 MHz	40.000 MHz
RBW	200.000 kHz	~ 200.000 kHz
VBW	1.000 MHz	>= 600.000 kHz
SweepPoints	400	~ 400
Sweeptime	1.000 ms	AUTO
Reference Level	10.000 dBm	10.000 dBm
Attenuation	20.000 dB	AUTO
Detector	MaxPeak	MaxPeak
SweepCount	200	200
Filter	3 dB	3 dB
Trace Mode	Max Hold	Max Hold
Sweeptype	Sweep	AUTO
Preamp	off	off
Stablemode	Trace	Trace
Stablevalue	0.30 dB	0.30 dB
Run	60 / max. 150	max. 150
Stable	5 / 5	5
Max Stable Difference	0.29 dB	0.30 dB

Emission Bandwidth 26 dB (6875 MHz; 11a (20 MHz))

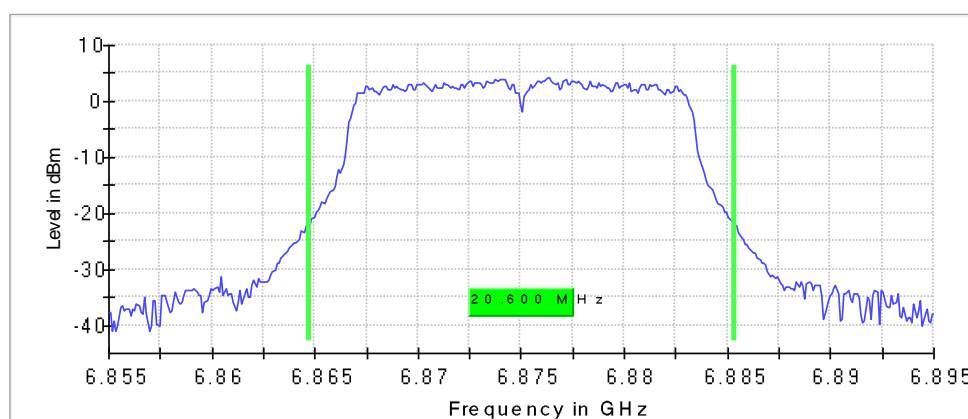
26 dB Bandwidth

DUT Frequency (MHz)	Bandwidth (MHz)	Bandwidth U-NII 7 (MHz)	Bandwidth U-NII 8 (MHz)	Limit Min (MHz)	Limit Max (MHz)
6875.000000	20.600000	10.250000	10.350000	---	320.000000

(continuation of the "26 dB Bandwidth" table from column 6 ...)

DUT Frequency (MHz)	Band Edge Left (MHz)	Limit Min BE L (MHz)	Band Edge Right (MHz)	Limit Max BE R (MHz)	Max Level (dBm)	Result
6875.000000	6864.750000	---	6885.350000	---	4.3	PASS

26 dB Bandwidth



Measurement

Setting	Instrument Value	Target Value
Start Frequency	6.85500 GHz	6.85500 GHz
Stop Frequency	6.89500 GHz	6.89500 GHz
Span	40.000 MHz	40.000 MHz
RBW	200.000 kHz	~ 200.000 kHz
VBW	1.000 MHz	>= 600.000 kHz
SweepPoints	400	~ 400
SweepTime	1.000 ms	AUTO
Reference Level	10.000 dBm	10.000 dBm
Attenuation	20.000 dB	AUTO
Detector	MaxPeak	MaxPeak
SweepCount	200	200
Filter	3 dB	3 dB
Trace Mode	Max Hold	Max Hold
SweepType	Sweep	AUTO
Preamp	off	off
Stablemode	Trace	Trace
Stablevalue	0.30 dB	0.30 dB
Run	38 / max. 150	max. 150
Stable	5 / 5	5
Max Stable Difference	0.25 dB	0.30 dB

Emission Bandwidth 26 dB (6895 MHz; 11a (20 MHz))

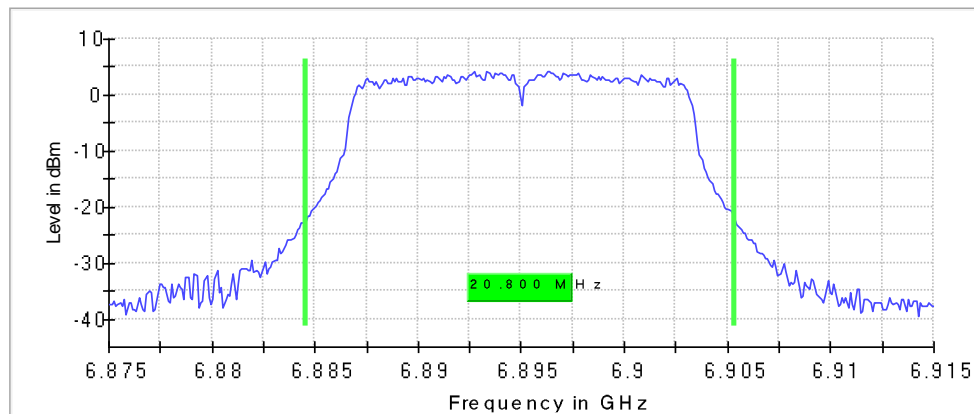
26 dB Bandwidth

DUT Frequency (MHz)	Bandwidth (MHz)	Limit Min (MHz)	Limit Max (MHz)	Band Edge Left (MHz)	Limit Min BE L (MHz)
6895.000000	20.800000	---	320.000000	6884.550000	---

(continuation of the "26 dB Bandwidth" table from column 6 ...)

DUT Frequency (MHz)	Band Edge Right (MHz)	Limit Max BE R (MHz)	Max Level (dBm)	Result
6895.000000	6905.350000	---	4.3	PASS

26 dB Bandwidth



Measurement

Setting	Instrument Value	Target Value
Start Frequency	6.87500 GHz	6.87500 GHz
Stop Frequency	6.91500 GHz	6.91500 GHz
Span	40.000 MHz	40.000 MHz
RBW	200.000 kHz	~ 200.000 kHz
VBW	1.000 MHz	>= 600.000 kHz
SweepPoints	400	~ 400
Sweeptime	1.000 ms	AUTO
Reference Level	10.000 dBm	10.000 dBm
Attenuation	20.000 dB	AUTO
Detector	MaxPeak	MaxPeak
SweepCount	200	200
Filter	3 dB	3 dB
Trace Mode	Max Hold	Max Hold
Sweeptype	Sweep	AUTO
Preamp	off	off
Stablemode	Trace	Trace
Stablevalue	0.30 dB	0.30 dB
Run	86 / max. 150	max. 150
Stable	5 / 5	5
Max Stable Difference	0.07 dB	0.30 dB

Emission Bandwidth 26 dB (6995 MHz; 11a (20 MHz))

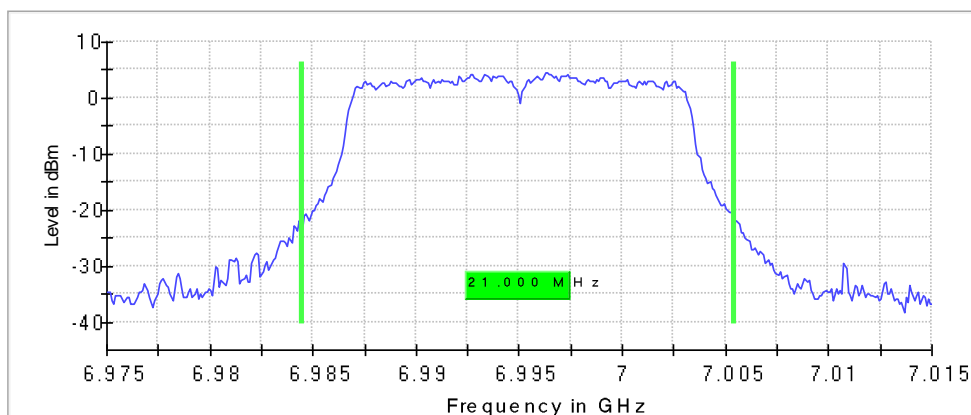
26 dB Bandwidth

DUT Frequency (MHz)	Bandwidth (MHz)	Limit Min (MHz)	Limit Max (MHz)	Band Edge Left (MHz)	Limit Min BE L (MHz)
6995.000000	21.000000	---	320.000000	6984.450000	---

(continuation of the "26 dB Bandwidth" table from column 6 ...)

DUT Frequency (MHz)	Band Edge Right (MHz)	Limit Max BE R (MHz)	Max Level (dBm)	Result
6995.000000	7005.450000	---	4.4	PASS

26 dB Bandwidth



Measurement

Setting	Instrument Value	Target Value
Start Frequency	6.97500 GHz	6.97500 GHz
Stop Frequency	7.01500 GHz	7.01500 GHz
Span	40.000 MHz	40.000 MHz
RBW	200.000 kHz	~ 200.000 kHz
VBW	1.000 MHz	>= 600.000 kHz
SweepPoints	400	~ 400
Sweeptime	1.000 ms	AUTO
Reference Level	10.000 dBm	10.000 dBm
Attenuation	20.000 dB	AUTO
Detector	MaxPeak	MaxPeak
SweepCount	200	200
Filter	3 dB	3 dB
Trace Mode	Max Hold	Max Hold
Sweeptype	Sweep	AUTO
Preamp	off	off
Stablemode	Trace	Trace
Stablevalue	0.30 dB	0.30 dB
Run	76 / max. 150	max. 150
Stable	5 / 5	5
Max Stable Difference	0.09 dB	0.30 dB

Emission Bandwidth 26 dB (7115 MHz; 11a (20 MHz))

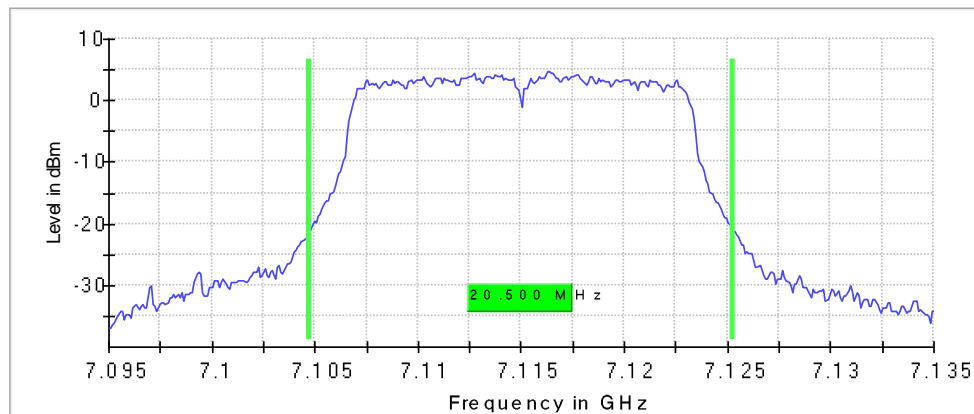
26 dB Bandwidth

DUT Frequency (MHz)	Bandwidth (MHz)	Limit Min (MHz)	Limit Max (MHz)	Band Edge Left (MHz)	Limit Min BE L (MHz)
7115.000000	20.500000	---	320.000000	7104.750000	---

(continuation of the "26 dB Bandwidth" table from column 6 ...)

DUT Frequency (MHz)	Band Edge Right (MHz)	Limit Max R (MHz)	Max Level (dBm)	Result
7115.000000	7125.250000	---	4.7	PASS

26 dB Bandwidth



Measurement

Setting	Instrument Value	Target Value
Start Frequency	7.09500 GHz	7.09500 GHz
Stop Frequency	7.13500 GHz	7.13500 GHz
Span	40.000 MHz	40.000 MHz
RBW	200.000 kHz	~ 200.000 kHz
VBW	1.000 MHz	>= 600.000 kHz
SweepPoints	400	~ 400
Sweeptime	1.000 ms	AUTO
Reference Level	10.000 dBm	10.000 dBm
Attenuation	20.000 dB	AUTO
Detector	MaxPeak	MaxPeak
SweepCount	200	200
Filter	3 dB	3 dB
Trace Mode	Max Hold	Max Hold
Sweeptype	Sweep	AUTO
Preamp	off	off
Stablemode	Trace	Trace
Stablevalue	0.30 dB	0.30 dB
Run	72 / max. 150	max. 150
Stable	5 / 5	5
Max Stable Difference	0.25 dB	0.30 dB

Emission Bandwidth 26 dB (5955 MHz; 11ax20 (20 MHz))

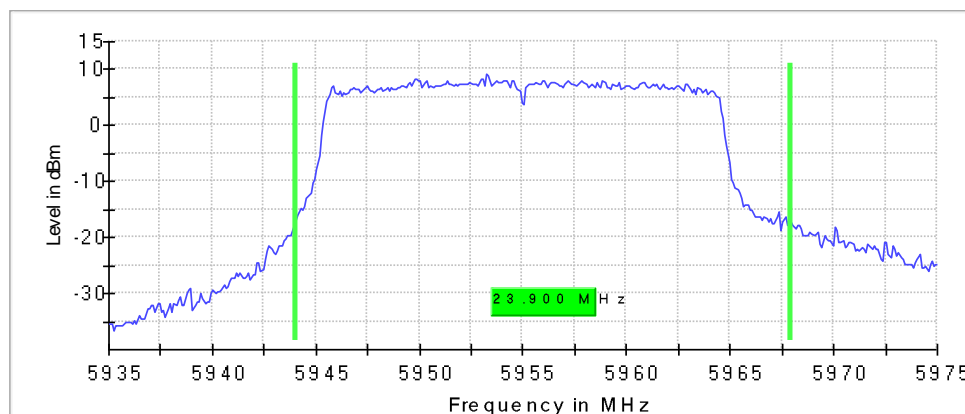
26 dB Bandwidth

DUT Frequency (MHz)	Bandwidth (MHz)	Limit Min (MHz)	Limit Max (MHz)	Band Edge Left (MHz)	Limit Min BE L (MHz)
5955.000000	23.900000	---	320.000000	5944.050000	---

(continuation of the "26 dB Bandwidth" table from column 6 ...)

DUT Frequency (MHz)	Band Edge Right (MHz)	Limit Max R (MHz)	Max Level (dBm)	Result
5955.000000	5967.950000	---	9.2	PASS

26 dB Bandwidth



Measurement

Setting	Instrument Value	Target Value
Start Frequency	5.93500 GHz	5.93500 GHz
Stop Frequency	5.97500 GHz	5.97500 GHz
Span	40.000 MHz	40.000 MHz
RBW	200.000 kHz	~ 200.000 kHz
VBW	1.000 MHz	>= 600.000 kHz
SweepPoints	400	~ 400
Sweeptime	1.000 ms	AUTO
Reference Level	10.000 dBm	10.000 dBm
Attenuation	20.000 dB	AUTO
Detector	MaxPeak	MaxPeak
SweepCount	200	200
Filter	3 dB	3 dB
Trace Mode	Max Hold	Max Hold
Sweeptype	Sweep	AUTO
Preamp	off	off
Stablemode	Trace	Trace
Stablevalue	0.30 dB	0.30 dB
Run	89 / max. 150	max. 150
Stable	5 / 5	5
Max Stable Difference	0.00 dB	0.30 dB

Emission Bandwidth 26 dB (6175 MHz; 11ax20 (20 MHz))

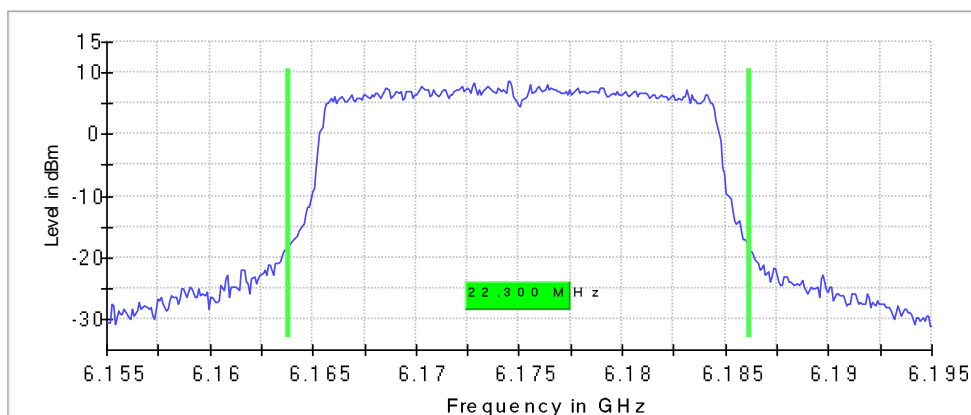
26 dB Bandwidth

DUT Frequency (MHz)	Bandwidth (MHz)	Limit Min (MHz)	Limit Max (MHz)	Band Edge Left (MHz)	Limit Min BE L (MHz)
6175.000000	22.300000	---	320.000000	6163.850000	---

(continuation of the "26 dB Bandwidth" table from column 6 ...)

DUT Frequency (MHz)	Band Edge Right (MHz)	Limit Max R (MHz)	Max Level (dBm)	Result
6175.000000	6186.150000	---	8.6	PASS

26 dB Bandwidth



Measurement

Setting	Instrument Value	Target Value
Start Frequency	6.15500 GHz	6.15500 GHz
Stop Frequency	6.19500 GHz	6.19500 GHz
Span	40.000 MHz	40.000 MHz
RBW	200.000 kHz	~ 200.000 kHz
VBW	1.000 MHz	>= 600.000 kHz
SweepPoints	400	~ 400
Sweeptime	1.000 ms	AUTO
Reference Level	10.000 dBm	10.000 dBm
Attenuation	20.000 dB	AUTO
Detector	MaxPeak	MaxPeak
SweepCount	200	200
Filter	3 dB	3 dB
Trace Mode	Max Hold	Max Hold
Sweeptype	Sweep	AUTO
Preamp	off	off
Stablemode	Trace	Trace
Stablevalue	0.30 dB	0.30 dB
Run	73 / max. 150	max. 150
Stable	5 / 5	5
Max Stable Difference	0.00 dB	0.30 dB

Emission Bandwidth 26 dB (6415 MHz; 11ax20 (20 MHz))

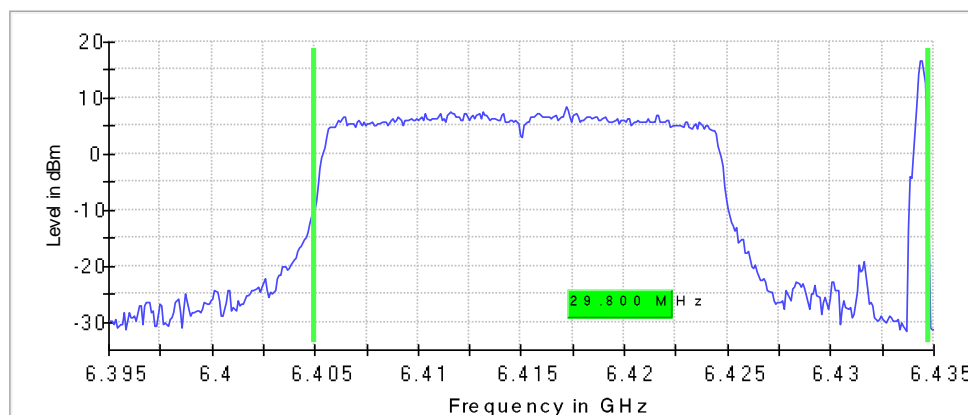
26 dB Bandwidth

DUT Frequency (MHz)	Bandwidth (MHz)	Limit Min (MHz)	Limit Max (MHz)	Band Edge Left (MHz)	Limit Min BE L (MHz)
6415.000000	29.800000	---	320.000000	6404.950000	---

(continuation of the "26 dB Bandwidth" table from column 6 ...)

DUT Frequency (MHz)	Band Edge Right (MHz)	Limit Max R (MHz)	Max Level (dBm)	Result
6415.000000	6434.750000	---	16.7	PASS

26 dB Bandwidth



Measurement

Setting	Instrument Value	Target Value
Start Frequency	6.39500 GHz	6.39500 GHz
Stop Frequency	6.43500 GHz	6.43500 GHz
Span	40.000 MHz	40.000 MHz
RBW	200.000 kHz	~ 200.000 kHz
VBW	1.000 MHz	>= 600.000 kHz
SweepPoints	400	~ 400
Sweeptime	1.000 ms	AUTO
Reference Level	10.000 dBm	10.000 dBm
Attenuation	20.000 dB	AUTO
Detector	MaxPeak	MaxPeak
SweepCount	200	200
Filter	3 dB	3 dB
Trace Mode	Max Hold	Max Hold
Sweeptype	Sweep	AUTO
Preamp	off	off
Stablemode	Trace	Trace
Stablevalue	0.30 dB	0.30 dB
Run	90 / max. 150	max. 150
Stable	5 / 5	5
Max Stable Difference	0.00 dB	0.30 dB

Emission Bandwidth 26 dB (6435 MHz; 11ax20 (20 MHz))

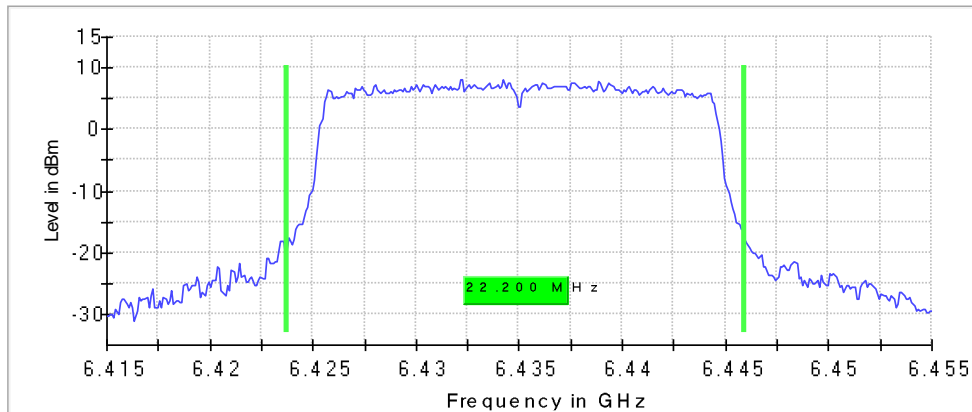
26 dB Bandwidth

DUT Frequency (MHz)	Bandwidth (MHz)	Limit Min (MHz)	Limit Max (MHz)	Band Edge Left (MHz)	Limit Min BE L (MHz)
6435.000000	22.200000	---	320.000000	6423.750000	---

(continuation of the "26 dB Bandwidth" table from column 6 ...)

DUT Frequency (MHz)	Band Edge Right (MHz)	Limit Max BE R (MHz)	Max Level (dBm)	Result
6435.000000	6445.950000	---	8.2	PASS

26 dB Bandwidth



Measurement

Setting	Instrument Value	Target Value
Start Frequency	6.41500 GHz	6.41500 GHz
Stop Frequency	6.45500 GHz	6.45500 GHz
Span	40.000 MHz	40.000 MHz
RBW	200.000 kHz	~ 200.000 kHz
VBW	1.000 MHz	>= 600.000 kHz
SweepPoints	400	~ 400
Sweeptime	1.000 ms	AUTO
Reference Level	10.000 dBm	10.000 dBm
Attenuation	20.000 dB	AUTO
Detector	MaxPeak	MaxPeak
SweepCount	200	200
Filter	3 dB	3 dB
Trace Mode	Max Hold	Max Hold
Sweeptype	Sweep	AUTO
Preamp	off	off
Stablemode	Trace	Trace
Stablevalue	0.30 dB	0.30 dB
Run	130 / max. 150	max. 150
Stable	5 / 5	5
Max Stable Difference	0.00 dB	0.30 dB

Emission Bandwidth 26 dB (6475 MHz; 11ax20 (20 MHz))

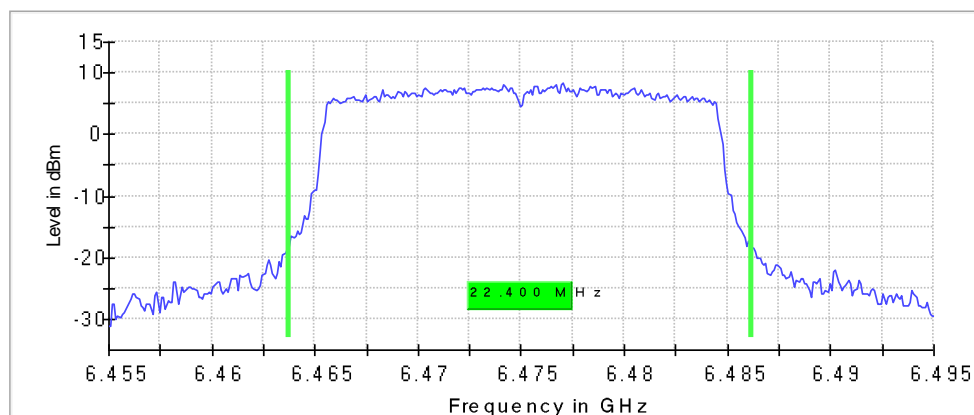
26 dB Bandwidth

DUT Frequency (MHz)	Bandwidth (MHz)	Limit Min (MHz)	Limit Max (MHz)	Band Edge Left (MHz)	Limit Min BE L (MHz)
6475.000000	22.400000	---	320.000000	6463.750000	---

(continuation of the "26 dB Bandwidth" table from column 6 ...)

DUT Frequency (MHz)	Band Edge Right (MHz)	Limit Max BE R (MHz)	Max Level (dBm)	Result
6475.000000	6486.150000	---	8.3	PASS

26 dB Bandwidth



Measurement

Setting	Instrument Value	Target Value
Start Frequency	6.45500 GHz	6.45500 GHz
Stop Frequency	6.49500 GHz	6.49500 GHz
Span	40.000 MHz	40.000 MHz
RBW	200.000 kHz	~ 200.000 kHz
VBW	1.000 MHz	>= 600.000 kHz
SweepPoints	400	~ 400
Sweeptime	1.000 ms	AUTO
Reference Level	10.000 dBm	10.000 dBm
Attenuation	20.000 dB	AUTO
Detector	MaxPeak	MaxPeak
SweepCount	200	200
Filter	3 dB	3 dB
Trace Mode	Max Hold	Max Hold
Sweeptype	Sweep	AUTO
Preamp	off	off
Stablemode	Trace	Trace
Stablevalue	0.30 dB	0.30 dB
Run	94 / max. 150	max. 150
Stable	5 / 5	5
Max Stable Difference	0.00 dB	0.30 dB

Emission Bandwidth 26 dB (6515 MHz; 11ax20 (20 MHz))

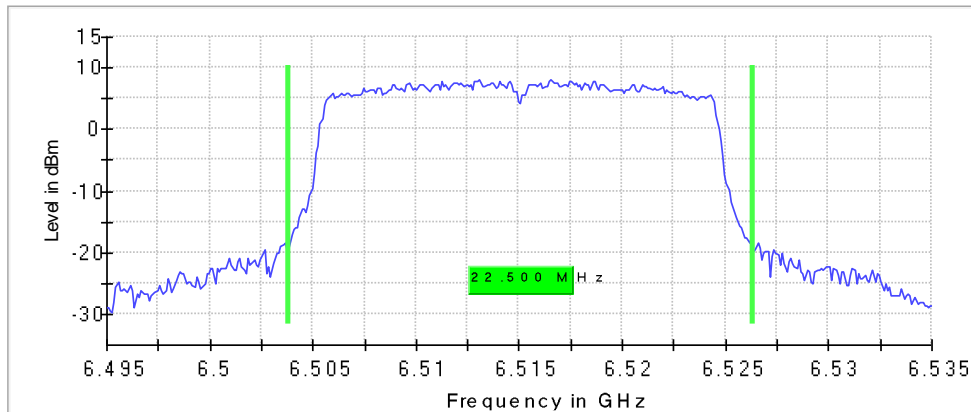
26 dB Bandwidth

DUT Frequency (MHz)	Bandwidth (MHz)	Limit Min (MHz)	Limit Max (MHz)	Band Edge Left (MHz)	Limit Min BE L (MHz)
6515.000000	22.500000	---	320.000000	6503.850000	---

(continuation of the "26 dB Bandwidth" table from column 6 ...)

DUT Frequency (MHz)	Band Edge Right (MHz)	Limit Max BE R (MHz)	Max Level (dBm)	Result
6515.000000	6526.350000	---	8.2	PASS

26 dB Bandwidth



Measurement

Setting	Instrument Value	Target Value
Start Frequency	6.49500 GHz	6.49500 GHz
Stop Frequency	6.53500 GHz	6.53500 GHz
Span	40.000 MHz	40.000 MHz
RBW	200.000 kHz	~ 200.000 kHz
VBW	1.000 MHz	>= 600.000 kHz
SweepPoints	400	~ 400
Sweeptime	1.000 ms	AUTO
Reference Level	10.000 dBm	10.000 dBm
Attenuation	20.000 dB	AUTO
Detector	MaxPeak	MaxPeak
SweepCount	200	200
Filter	3 dB	3 dB
Trace Mode	Max Hold	Max Hold
Sweeptype	Sweep	AUTO
Preamp	off	off
Stablemode	Trace	Trace
Stablevalue	0.30 dB	0.30 dB
Run	81 / max. 150	max. 150
Stable	5 / 5	5
Max Stable Difference	0.00 dB	0.30 dB

Emission Bandwidth 26 dB (6535 MHz; 11ax20 (20 MHz))

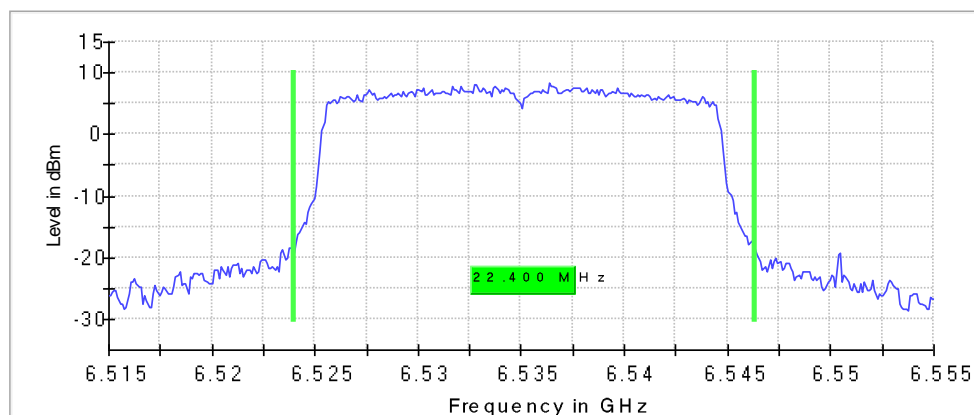
26 dB Bandwidth

DUT Frequency (MHz)	Bandwidth (MHz)	Limit Min (MHz)	Limit Max (MHz)	Band Edge Left (MHz)	Limit Min BE L (MHz)
6535.000000	22.400000	---	320.000000	6523.950000	---

(continuation of the "26 dB Bandwidth" table from column 6 ...)

DUT Frequency (MHz)	Band Edge Right (MHz)	Limit Max BE R (MHz)	Max Level (dBm)	Result
6535.000000	6546.350000	---	8.3	PASS

26 dB Bandwidth



Measurement

Setting	Instrument Value	Target Value
Start Frequency	6.51500 GHz	6.51500 GHz
Stop Frequency	6.55500 GHz	6.55500 GHz
Span	40.000 MHz	40.000 MHz
RBW	200.000 kHz	~ 200.000 kHz
VBW	1.000 MHz	>= 600.000 kHz
SweepPoints	400	~ 400
Sweeptime	1.000 ms	AUTO
Reference Level	10.000 dBm	10.000 dBm
Attenuation	20.000 dB	AUTO
Detector	MaxPeak	MaxPeak
SweepCount	200	200
Filter	3 dB	3 dB
Trace Mode	Max Hold	Max Hold
Sweeptype	Sweep	AUTO
Preamp	off	off
Stablemode	Trace	Trace
Stablevalue	0.30 dB	0.30 dB
Run	103 / max. 150	max. 150
Stable	5 / 5	5
Max Stable Difference	0.00 dB	0.30 dB

Emission Bandwidth 26 dB (6695 MHz; 11ax20 (20 MHz))

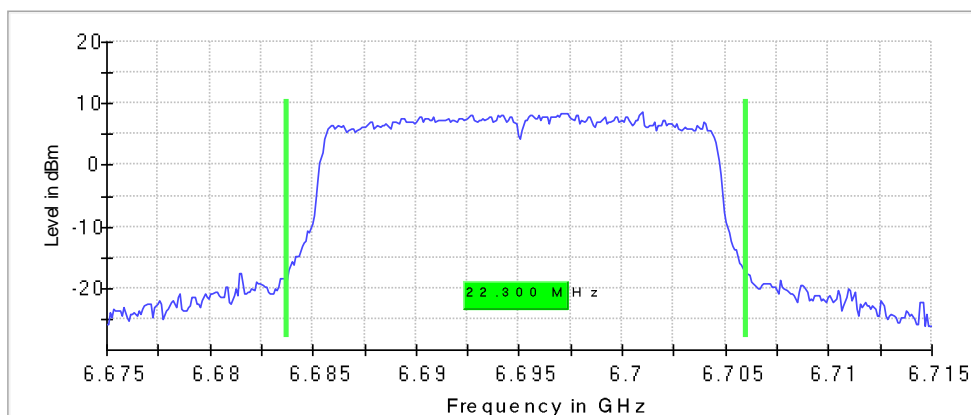
26 dB Bandwidth

DUT Frequency (MHz)	Bandwidth (MHz)	Limit Min (MHz)	Limit Max (MHz)	Band Edge Left (MHz)	Limit Min BE L (MHz)
6695.000000	22.300000	---	320.000000	6683.750000	---

(continuation of the "26 dB Bandwidth" table from column 6 ...)

DUT Frequency (MHz)	Band Edge Right (MHz)	Limit Max BE R (MHz)	Max Level (dBm)	Result
6695.000000	6706.050000	---	8.6	PASS

26 dB Bandwidth



Measurement

Setting	Instrument Value	Target Value
Start Frequency	6.67500 GHz	6.67500 GHz
Stop Frequency	6.71500 GHz	6.71500 GHz
Span	40.000 MHz	40.000 MHz
RBW	200.000 kHz	~ 200.000 kHz
VBW	1.000 MHz	>= 600.000 kHz
SweepPoints	400	~ 400
Sweeptime	1.000 ms	AUTO
Reference Level	10.000 dBm	10.000 dBm
Attenuation	20.000 dB	AUTO
Detector	MaxPeak	MaxPeak
SweepCount	200	200
Filter	3 dB	3 dB
Trace Mode	Max Hold	Max Hold
Sweeptype	Sweep	AUTO
Preamp	off	off
Stablemode	Trace	Trace
Stablevalue	0.30 dB	0.30 dB
Run	125 / max. 150	max. 150
Stable	5 / 5	5
Max Stable Difference	0.00 dB	0.30 dB

Emission Bandwidth 26 dB (6855 MHz; 11ax20 (20 MHz))

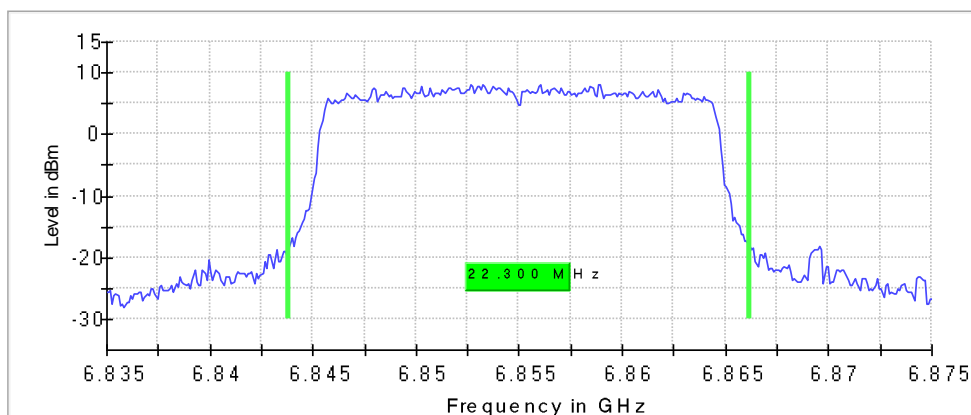
26 dB Bandwidth

DUT Frequency (MHz)	Bandwidth (MHz)	Limit Min (MHz)	Limit Max (MHz)	Band Edge Left (MHz)	Limit Min BE L (MHz)
6855.000000	22.300000	---	320.000000	6843.850000	---

(continuation of the "26 dB Bandwidth" table from column 6 ...)

DUT Frequency (MHz)	Band Edge Right (MHz)	Limit Max BE R (MHz)	Max Level (dBm)	Result
6855.000000	6866.150000	---	8.2	PASS

26 dB Bandwidth



Measurement

Setting	Instrument Value	Target Value
Start Frequency	6.83500 GHz	6.83500 GHz
Stop Frequency	6.87500 GHz	6.87500 GHz
Span	40.000 MHz	40.000 MHz
RBW	200.000 kHz	~ 200.000 kHz
VBW	1.000 MHz	>= 600.000 kHz
SweepPoints	400	~ 400
Sweeptime	1.000 ms	AUTO
Reference Level	10.000 dBm	10.000 dBm
Attenuation	20.000 dB	AUTO
Detector	MaxPeak	MaxPeak
SweepCount	200	200
Filter	3 dB	3 dB
Trace Mode	Max Hold	Max Hold
Sweeptype	Sweep	AUTO
Preamp	off	off
Stablemode	Trace	Trace
Stablevalue	0.30 dB	0.30 dB
Run	46 / max. 150	max. 150
Stable	5 / 5	5
Max Stable Difference	0.00 dB	0.30 dB

Emission Bandwidth 26 dB (6875 MHz; 11ax20 (20 MHz))

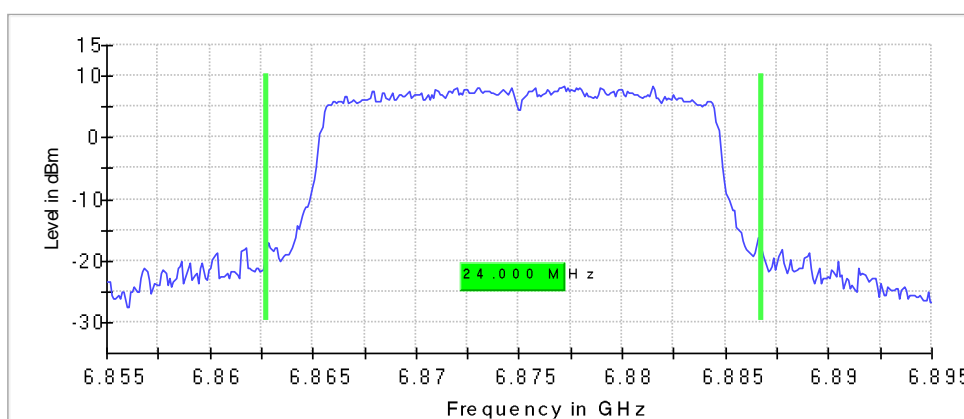
26 dB Bandwidth

DUT Frequency (MHz)	Bandwidth (MHz)	Bandwidth U-NII 7 (MHz)	Bandwidth U-NII 8 (MHz)	Limit Min (MHz)	Limit Max (MHz)
6875.000000	24.000000	12.250000	11.750000	---	320.000000

(continuation of the "26 dB Bandwidth" table from column 6 ...)

DUT Frequency (MHz)	Band Edge Left (MHz)	Limit Min BE L (MHz)	Band Edge Right (MHz)	Limit Max BE R (MHz)	Max Level (dBm)	Result
6875.000000	6862.750000	---	6886.750000	---	8.4	PASS

26 dB Bandwidth



Measurement

Setting	Instrument Value	Target Value
Start Frequency	6.85500 GHz	6.85500 GHz
Stop Frequency	6.89500 GHz	6.89500 GHz
Span	40.000 MHz	40.000 MHz
RBW	200.000 kHz	~ 200.000 kHz
VBW	1.000 MHz	>= 600.000 kHz
SweepPoints	400	~ 400
SweepTime	1.000 ms	AUTO
Reference Level	10.000 dBm	10.000 dBm
Attenuation	20.000 dB	AUTO
Detector	MaxPeak	MaxPeak
SweepCount	200	200
Filter	3 dB	3 dB
Trace Mode	Max Hold	Max Hold
Sweeptype	Sweep	AUTO
Preamp	off	off
Stablemode	Trace	Trace
Stablevalue	0.30 dB	0.30 dB
Run	109 / max. 150	max. 150
Stable	5 / 5	5
Max Stable Difference	0.00 dB	0.30 dB

Emission Bandwidth 26 dB (6895 MHz; 11ax20 (20 MHz))

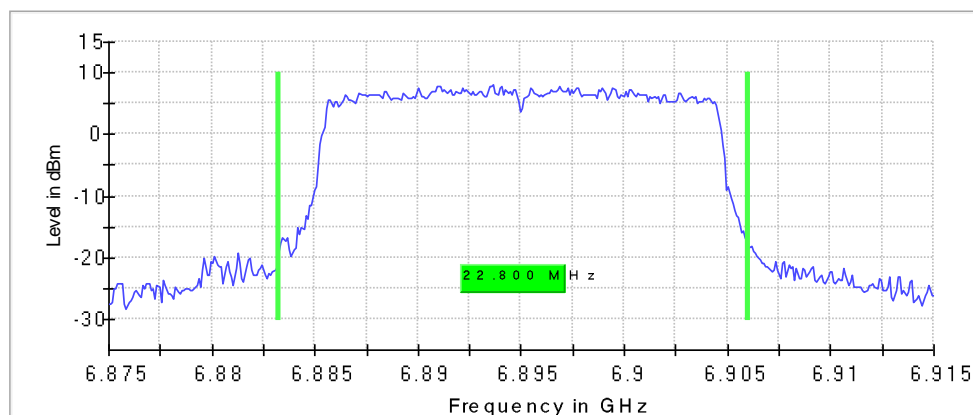
26 dB Bandwidth

DUT Frequency (MHz)	Bandwidth (MHz)	Limit Min (MHz)	Limit Max (MHz)	Band Edge Left (MHz)	Limit Min BE L (MHz)
6895.000000	22.800000	---	320.000000	6883.250000	---

(continuation of the "26 dB Bandwidth" table from column 6 ...)

DUT Frequency (MHz)	Band Edge Right (MHz)	Limit Max BE R (MHz)	Max Level (dBm)	Result
6895.000000	6906.050000	---	8.0	PASS

26 dB Bandwidth



Measurement

Setting	Instrument Value	Target Value
Start Frequency	6.87500 GHz	6.87500 GHz
Stop Frequency	6.91500 GHz	6.91500 GHz
Span	40.000 MHz	40.000 MHz
RBW	200.000 kHz	~ 200.000 kHz
VBW	1.000 MHz	>= 600.000 kHz
SweepPoints	400	~ 400
Sweeptime	1.000 ms	AUTO
Reference Level	10.000 dBm	10.000 dBm
Attenuation	20.000 dB	AUTO
Detector	MaxPeak	MaxPeak
SweepCount	200	200
Filter	3 dB	3 dB
Trace Mode	Max Hold	Max Hold
Sweeptype	Sweep	AUTO
Preamp	off	off
Stablemode	Trace	Trace
Stablevalue	0.30 dB	0.30 dB
Run	39 / max. 150	max. 150
Stable	5 / 5	5
Max Stable Difference	0.00 dB	0.30 dB

Emission Bandwidth 26 dB (6995 MHz; 11ax20 (20 MHz))

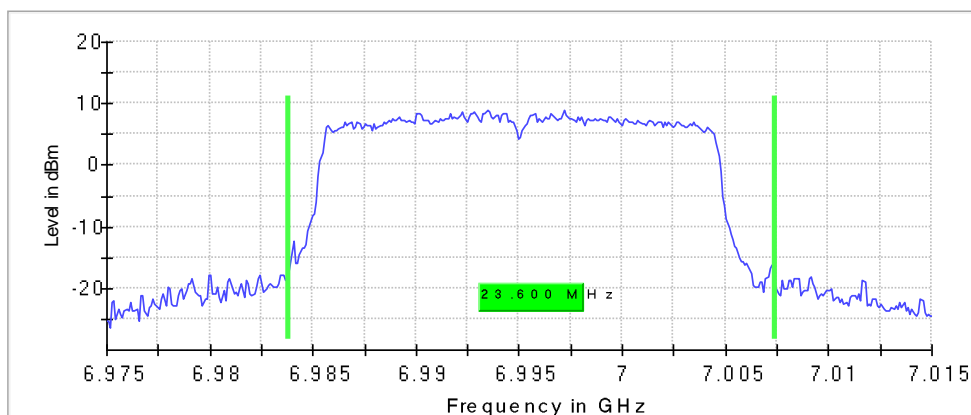
26 dB Bandwidth

DUT Frequency (MHz)	Bandwidth (MHz)	Limit Min (MHz)	Limit Max (MHz)	Band Edge Left (MHz)	Limit Min BE L (MHz)
6995.000000	23.600000	---	320.000000	6983.850000	---

(continuation of the "26 dB Bandwidth" table from column 6 ...)

DUT Frequency (MHz)	Band Edge Right (MHz)	Limit Max BE R (MHz)	Max Level (dBm)	Result
6995.000000	7007.450000	---	9.1	PASS

26 dB Bandwidth



Measurement

Setting	Instrument Value	Target Value
Start Frequency	6.97500 GHz	6.97500 GHz
Stop Frequency	7.01500 GHz	7.01500 GHz
Span	40.000 MHz	40.000 MHz
RBW	200.000 kHz	~ 200.000 kHz
VBW	1.000 MHz	>= 600.000 kHz
SweepPoints	400	~ 400
Sweeptime	1.000 ms	AUTO
Reference Level	10.000 dBm	10.000 dBm
Attenuation	20.000 dB	AUTO
Detector	MaxPeak	MaxPeak
SweepCount	200	200
Filter	3 dB	3 dB
Trace Mode	Max Hold	Max Hold
Sweeptype	Sweep	AUTO
Preamp	off	off
Stablemode	Trace	Trace
Stablevalue	0.30 dB	0.30 dB
Run	72 / max. 150	max. 150
Stable	5 / 5	5
Max Stable Difference	0.16 dB	0.30 dB

Emission Bandwidth 26 dB (7115 MHz; 11ax20 (20 MHz))

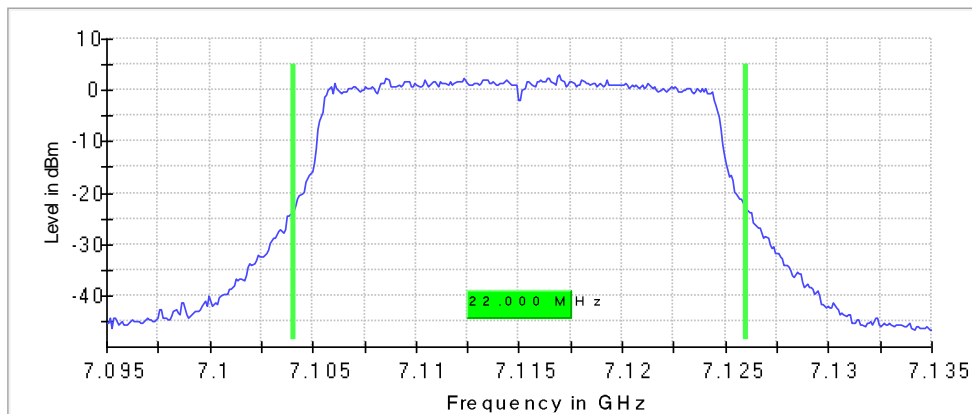
26 dB Bandwidth

DUT Frequency (MHz)	Bandwidth (MHz)	Limit Min (MHz)	Limit Max (MHz)	Band Edge Left (MHz)	Limit Min BE L (MHz)
7115.000000	22.000000	---	320.000000	7104.050000	---

(continuation of the "26 dB Bandwidth" table from column 6 ...)

DUT Frequency (MHz)	Band Edge Right (MHz)	Limit Max BE R (MHz)	Max Level (dBm)	Result
7115.000000	7126.050000	---	3.1	PASS

26 dB Bandwidth



Measurement

Setting	Instrument Value	Target Value
Start Frequency	7.09500 GHz	7.09500 GHz
Stop Frequency	7.13500 GHz	7.13500 GHz
Span	40.000 MHz	40.000 MHz
RBW	200.000 kHz	~ 200.000 kHz
VBW	1.000 MHz	>= 600.000 kHz
SweepPoints	400	~ 400
Sweeptime	1.000 ms	AUTO
Reference Level	10.000 dBm	10.000 dBm
Attenuation	20.000 dB	AUTO
Detector	MaxPeak	MaxPeak
SweepCount	200	200
Filter	3 dB	3 dB
Trace Mode	Max Hold	Max Hold
Sweeptype	Sweep	AUTO
Preamp	off	off
Stablemode	Trace	Trace
Stablevalue	0.30 dB	0.30 dB
Run	90 / max. 150	max. 150
Stable	5 / 5	5
Max Stable Difference	0.00 dB	0.30 dB

Emission Bandwidth 26 dB (5965 MHz; 11ax40 (40 MHz))

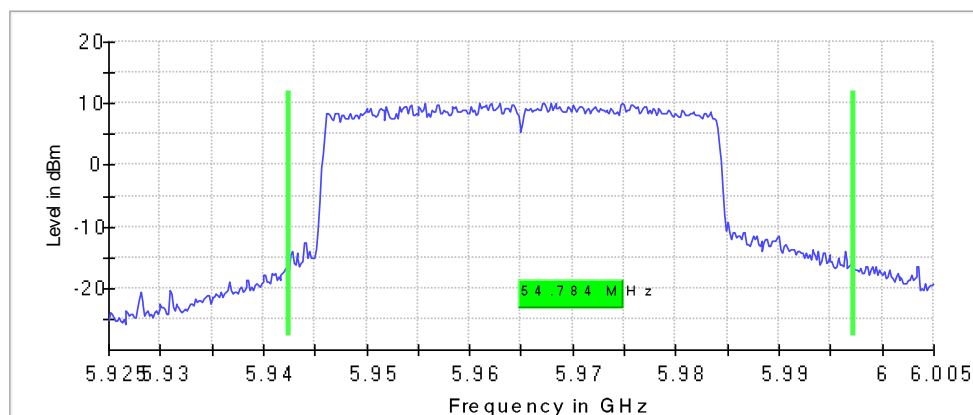
26 dB Bandwidth

DUT Frequency (MHz)	Bandwidth (MHz)	Limit Min (MHz)	Limit Max (MHz)	Band Edge Left (MHz)	Limit Min BE L (MHz)
5965.000000	54.784240	---	320.000000	5942.485929	---

(continuation of the "26 dB Bandwidth" table from column 6 ...)

DUT Frequency (MHz)	Band Edge Right (MHz)	Limit Max R (MHz)	Max Level (dBm)	Result
5965.000000	5997.270169	---	10.1	PASS

26 dB Bandwidth



Measurement

Setting	Instrument Value	Target Value
Start Frequency	5.92500 GHz	5.92500 GHz
Stop Frequency	6.00500 GHz	6.00500 GHz
Span	80.000 MHz	80.000 MHz
RBW	300.000 kHz	~ 400.000 kHz
VBW	1.000 MHz	>= 900.000 kHz
SweepPoints	533	~ 533
Sweeptime	1.000 ms	AUTO
Reference Level	10.000 dBm	10.000 dBm
Attenuation	20.000 dB	AUTO
Detector	MaxPeak	MaxPeak
SweepCount	200	200
Filter	3 dB	3 dB
Trace Mode	Max Hold	Max Hold
Sweeptype	Sweep	AUTO
Preamp	off	off
Stablemode	Trace	Trace
Stablevalue	0.30 dB	0.30 dB
Run	86 / max. 150	max. 150
Stable	5 / 5	5
Max Stable Difference	0.00 dB	0.30 dB

Emission Bandwidth 26 dB (6165 MHz; 11ax40 (40 MHz))

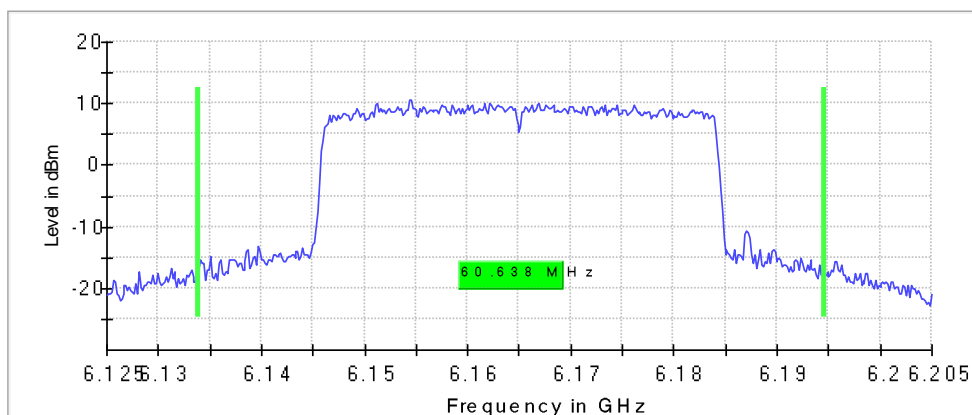
26 dB Bandwidth

DUT Frequency (MHz)	Bandwidth (MHz)	Limit Min (MHz)	Limit Max (MHz)	Band Edge Left (MHz)	Limit Min BE L (MHz)
6165.000000	60.637898	---	320.000000	6133.930582	---

(continuation of the "26 dB Bandwidth" table from column 6 ...)

DUT Frequency (MHz)	Band Edge Right (MHz)	Limit Max BE R (MHz)	Max Level (dBm)	Result
6165.000000	6194.568480	---	10.6	PASS

26 dB Bandwidth



Measurement

Setting	Instrument Value	Target Value
Start Frequency	6.12500 GHz	6.12500 GHz
Stop Frequency	6.20500 GHz	6.20500 GHz
Span	80.000 MHz	80.000 MHz
RBW	300.000 kHz	~ 400.000 kHz
VBW	1.000 MHz	>= 900.000 kHz
SweepPoints	533	~ 533
Sweeptime	1.000 ms	AUTO
Reference Level	10.000 dBm	10.000 dBm
Attenuation	20.000 dB	AUTO
Detector	MaxPeak	MaxPeak
SweepCount	200	200
Filter	3 dB	3 dB
Trace Mode	Max Hold	Max Hold
Sweeptype	Sweep	AUTO
Preamp	off	off
Stablemode	Trace	Trace
Stablevalue	0.30 dB	0.30 dB
Run	66 / max. 150	max. 150
Stable	5 / 5	5
Max Stable Difference	0.00 dB	0.30 dB

Emission Bandwidth 26 dB (6405 MHz; 11ax40 (40 MHz))

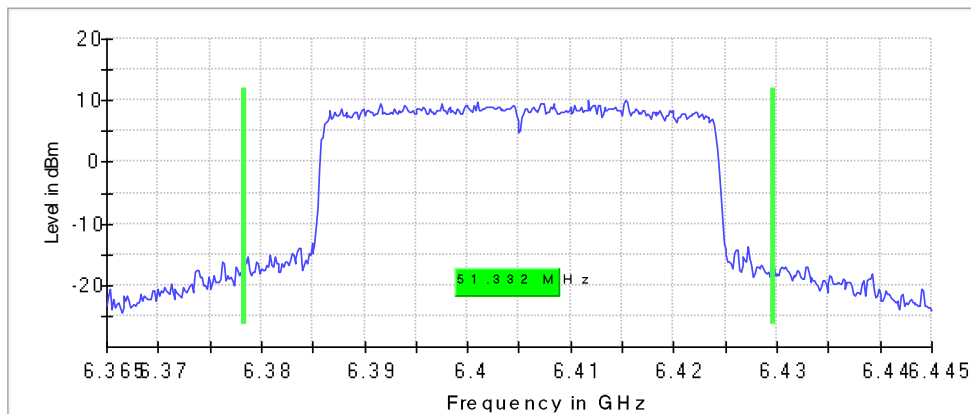
26 dB Bandwidth

DUT Frequency (MHz)	Bandwidth (MHz)	Limit Min (MHz)	Limit Max (MHz)	Band Edge Left (MHz)	Limit Min BE L (MHz)
6405.000000	51.332083	---	320.000000	6378.283302	---

(continuation of the "26 dB Bandwidth" table from column 6 ...)

DUT Frequency (MHz)	Band Edge Right (MHz)	Limit Max BE R (MHz)	Max Level (dBm)	Result
6405.000000	6429.615385	---	10.0	PASS

26 dB Bandwidth



Measurement

Setting	Instrument Value	Target Value
Start Frequency	6.36500 GHz	6.36500 GHz
Stop Frequency	6.44500 GHz	6.44500 GHz
Span	80.000 MHz	80.000 MHz
RBW	300.000 kHz	~ 400.000 kHz
VBW	1.000 MHz	>= 900.000 kHz
SweepPoints	533	~ 533
Sweeptime	1.000 ms	AUTO
Reference Level	10.000 dBm	10.000 dBm
Attenuation	20.000 dB	AUTO
Detector	MaxPeak	MaxPeak
SweepCount	200	200
Filter	3 dB	3 dB
Trace Mode	Max Hold	Max Hold
Sweeptype	Sweep	AUTO
Preamp	off	off
Stablemode	Trace	Trace
Stablevalue	0.30 dB	0.30 dB
Run	139 / max. 150	max. 150
Stable	5 / 5	5
Max Stable Difference	0.00 dB	0.30 dB

Emission Bandwidth 26 dB (6445 MHz; 11ax40 (40 MHz))

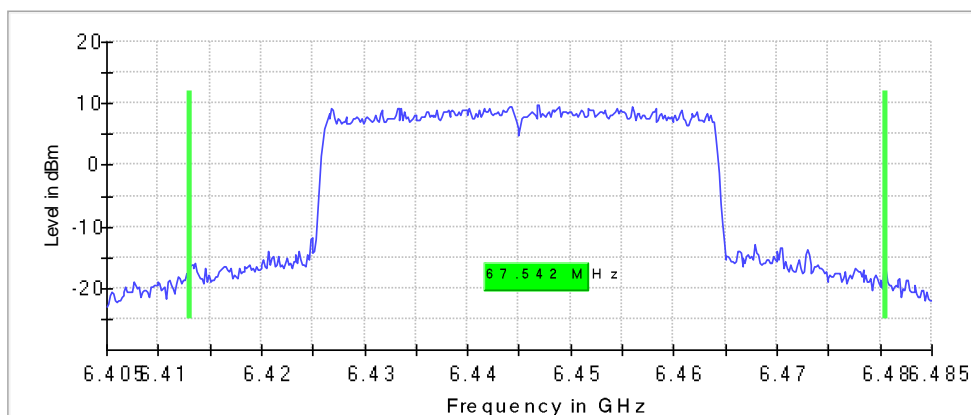
26 dB Bandwidth

DUT Frequency (MHz)	Bandwidth (MHz)	Limit Min (MHz)	Limit Max (MHz)	Band Edge Left (MHz)	Limit Min BE L (MHz)
6445.000000	67.542214	---	320.000000	6413.030019	---

(continuation of the "26 dB Bandwidth" table from column 6 ...)

DUT Frequency (MHz)	Band Edge Right (MHz)	Limit Max BE R (MHz)	Max Level (dBm)	Result
6445.000000	6480.572233	---	9.9	PASS

26 dB Bandwidth



Measurement

Setting	Instrument Value	Target Value
Start Frequency	6.40500 GHz	6.40500 GHz
Stop Frequency	6.48500 GHz	6.48500 GHz
Span	80.000 MHz	80.000 MHz
RBW	300.000 kHz	~ 400.000 kHz
VBW	1.000 MHz	>= 900.000 kHz
SweepPoints	533	~ 533
Sweeptime	1.000 ms	AUTO
Reference Level	10.000 dBm	10.000 dBm
Attenuation	20.000 dB	AUTO
Detector	MaxPeak	MaxPeak
SweepCount	200	200
Filter	3 dB	3 dB
Trace Mode	Max Hold	Max Hold
Sweeptype	Sweep	AUTO
Preamp	off	off
Stablemode	Trace	Trace
Stablevalue	0.30 dB	0.30 dB
Run	42 / max. 150	max. 150
Stable	5 / 5	5
Max Stable Difference	0.00 dB	0.30 dB

Emission Bandwidth 26 dB (6485 MHz; 11ax40 (40 MHz))

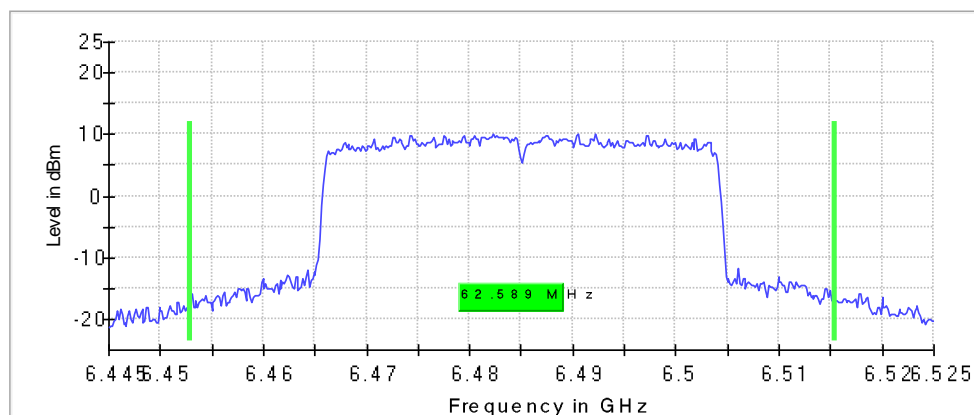
26 dB Bandwidth

DUT Frequency (MHz)	Bandwidth (MHz)	Limit Min (MHz)	Limit Max (MHz)	Band Edge Left (MHz)	Limit Min BE L (MHz)
6485.000000	62.589118	---	320.000000	6452.879925	---

(continuation of the "26 dB Bandwidth" table from column 6 ...)

DUT Frequency (MHz)	Band Edge Right (MHz)	Limit Max BE R (MHz)	Max Level (dBm)	Result
6485.000000	6515.469043	---	10.0	PASS

26 dB Bandwidth



Measurement

Setting	Instrument Value	Target Value
Start Frequency	6.44500 GHz	6.44500 GHz
Stop Frequency	6.52500 GHz	6.52500 GHz
Span	80.000 MHz	80.000 MHz
RBW	300.000 kHz	~ 400.000 kHz
VBW	1.000 MHz	>= 900.000 kHz
SweepPoints	533	~ 533
Sweeptime	1.000 ms	AUTO
Reference Level	10.000 dBm	10.000 dBm
Attenuation	20.000 dB	AUTO
Detector	MaxPeak	MaxPeak
SweepCount	200	200
Filter	3 dB	3 dB
Trace Mode	Max Hold	Max Hold
Sweeptype	Sweep	AUTO
Preamp	off	off
Stablemode	Trace	Trace
Stablevalue	0.30 dB	0.30 dB
Run	96 / max. 150	max. 150
Stable	5 / 5	5
Max Stable Difference	0.00 dB	0.30 dB

Emission Bandwidth 26 dB (6525 MHz; 11ax40 (40 MHz))

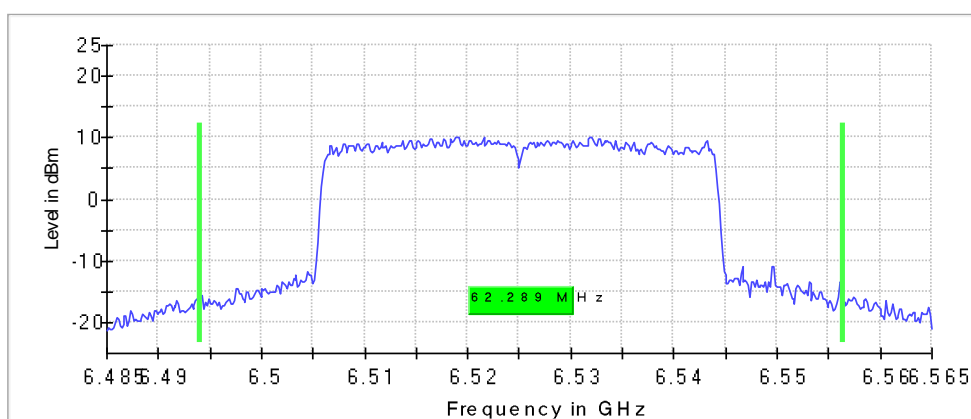
26 dB Bandwidth

DUT Frequency (MHz)	Bandwidth (MHz)	Bandwidth U-NII 6 (MHz)	Bandwidth U-NII 7 (MHz)	Limit Min (MHz)	Limit Max (MHz)
6525.000000	62.288931	30.919325	31.369606	---	320.000000

(continuation of the "26 dB Bandwidth" table from column 6 ...)

DUT Frequency (MHz)	Band Edge Left (MHz)	Limit Min BE L (MHz)	Band Edge Right (MHz)	Limit Max BE R (MHz)	Max Level (dBm)	Result
6525.000000	6494.080675	---	6556.369606	---	10.2	PASS

26 dB Bandwidth



Measurement

Setting	Instrument Value	Target Value
Start Frequency	6.48500 GHz	6.48500 GHz
Stop Frequency	6.56500 GHz	6.56500 GHz
Span	80.000 MHz	80.000 MHz
RBW	300.000 kHz	~ 400.000 kHz
VBW	1.000 MHz	>= 900.000 kHz
SweepPoints	533	~ 533
SweepTime	1.000 ms	AUTO
Reference Level	10.000 dBm	10.000 dBm
Attenuation	20.000 dB	AUTO
Detector	MaxPeak	MaxPeak
SweepCount	200	200
Filter	3 dB	3 dB
Trace Mode	Max Hold	Max Hold
SweepType	Sweep	AUTO
Preamp	off	off
Stablemode	Trace	Trace
Stablevalue	0.30 dB	0.30 dB
Run	108 / max. 150	max. 150
Stable	5 / 5	5
Max Stable Difference	0.13 dB	0.30 dB

Emission Bandwidth 26 dB (6565 MHz; 11ax40 (40 MHz))

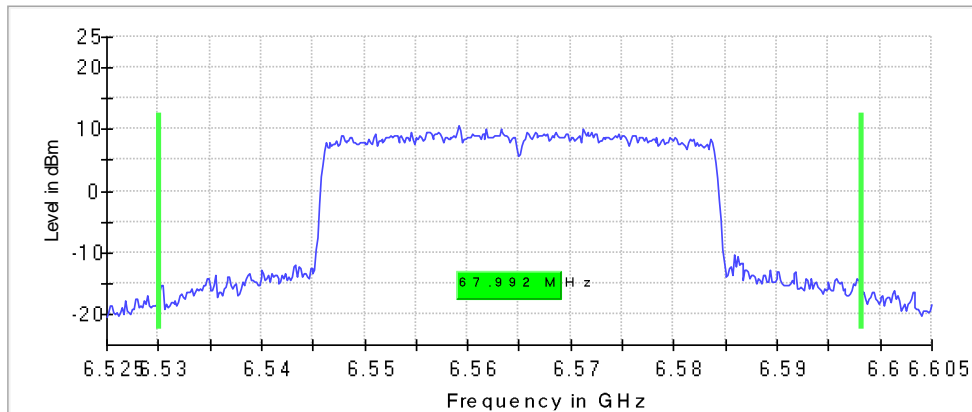
26 dB Bandwidth

DUT Frequency (MHz)	Bandwidth (MHz)	Limit Min (MHz)	Limit Max (MHz)	Band Edge Left (MHz)	Limit Min BE L (MHz)
6565.000000	67.992496	---	320.000000	6530.178236	---

(continuation of the "26 dB Bandwidth" table from column 6 ...)

DUT Frequency (MHz)	Band Edge Right (MHz)	Limit Max BE R (MHz)	Max Level (dBm)	Result
6565.000000	6598.170732	---	10.6	PASS

26 dB Bandwidth



Measurement

Setting	Instrument Value	Target Value
Start Frequency	6.52500 GHz	6.52500 GHz
Stop Frequency	6.60500 GHz	6.60500 GHz
Span	80.000 MHz	80.000 MHz
RBW	300.000 kHz	~ 400.000 kHz
VBW	1.000 MHz	>= 900.000 kHz
SweepPoints	533	~ 533
Sweeptime	1.000 ms	AUTO
Reference Level	10.000 dBm	10.000 dBm
Attenuation	20.000 dB	AUTO
Detector	MaxPeak	MaxPeak
SweepCount	200	200
Filter	3 dB	3 dB
Trace Mode	Max Hold	Max Hold
Sweeptype	Sweep	AUTO
Preamp	off	off
Stablemode	Trace	Trace
Stablevalue	0.30 dB	0.30 dB
Run	119 / max. 150	max. 150
Stable	5 / 5	5
Max Stable Difference	0.00 dB	0.30 dB

Emission Bandwidth 26 dB (6685 MHz; 11ax40 (40 MHz))

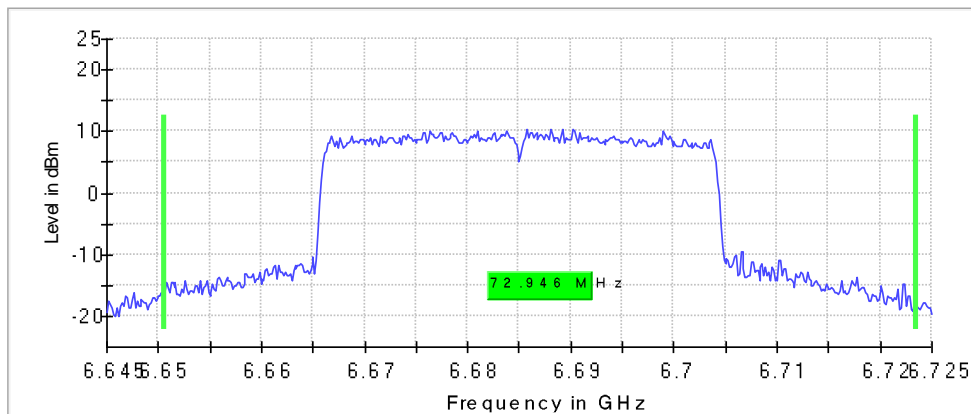
26 dB Bandwidth

DUT Frequency (MHz)	Bandwidth (MHz)	Limit Min (MHz)	Limit Max (MHz)	Band Edge Left (MHz)	Limit Min BE L (MHz)
6685.000000	72.945591	---	320.000000	6650.628518	---

(continuation of the "26 dB Bandwidth" table from column 6 ...)

DUT Frequency (MHz)	Band Edge Right (MHz)	Limit Max BE R (MHz)	Max Level (dBm)	Result
6685.000000	6723.574109	---	10.5	PASS

26 dB Bandwidth



Measurement

Setting	Instrument Value	Target Value
Start Frequency	6.64500 GHz	6.64500 GHz
Stop Frequency	6.72500 GHz	6.72500 GHz
Span	80.000 MHz	80.000 MHz
RBW	300.000 kHz	~ 400.000 kHz
VBW	1.000 MHz	>= 900.000 kHz
SweepPoints	533	~ 533
Sweeptime	1.000 ms	AUTO
Reference Level	10.000 dBm	10.000 dBm
Attenuation	20.000 dB	AUTO
Detector	MaxPeak	MaxPeak
SweepCount	200	200
Filter	3 dB	3 dB
Trace Mode	Max Hold	Max Hold
Sweeptype	Sweep	AUTO
Preamp	off	off
Stablemode	Trace	Trace
Stablevalue	0.30 dB	0.30 dB
Run	50 / max. 150	max. 150
Stable	5 / 5	5
Max Stable Difference	0.00 dB	0.30 dB

Emission Bandwidth 26 dB (6845 MHz; 11ax40 (40 MHz))

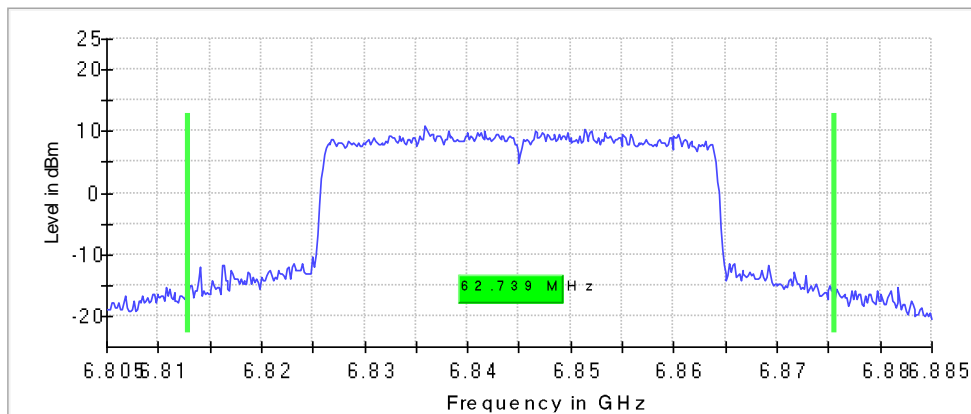
26 dB Bandwidth

DUT Frequency (MHz)	Bandwidth (MHz)	Limit Min (MHz)	Limit Max (MHz)	Band Edge Left (MHz)	Limit Min BE L (MHz)
6845.000000	62.739212	---	320.000000	6812.879925	---

(continuation of the "26 dB Bandwidth" table from column 6 ...)

DUT Frequency (MHz)	Band Edge Right (MHz)	Limit Max BE R (MHz)	Max Level (dBm)	Result
6845.000000	6875.619137	---	10.8	PASS

26 dB Bandwidth



Measurement

Setting	Instrument Value	Target Value
Start Frequency	6.80500 GHz	6.80500 GHz
Stop Frequency	6.88500 GHz	6.88500 GHz
Span	80.000 MHz	80.000 MHz
RBW	300.000 kHz	~ 400.000 kHz
VBW	1.000 MHz	>= 900.000 kHz
SweepPoints	533	~ 533
Sweeptime	1.000 ms	AUTO
Reference Level	10.000 dBm	10.000 dBm
Attenuation	20.000 dB	AUTO
Detector	MaxPeak	MaxPeak
SweepCount	200	200
Filter	3 dB	3 dB
Trace Mode	Max Hold	Max Hold
Sweeptype	Sweep	AUTO
Preamp	off	off
Stablemode	Trace	Trace
Stablevalue	0.30 dB	0.30 dB
Run	47 / max. 150	max. 150
Stable	5 / 5	5
Max Stable Difference	0.00 dB	0.30 dB

Emission Bandwidth 26 dB (6885 MHz; 11ax40 (40 MHz))

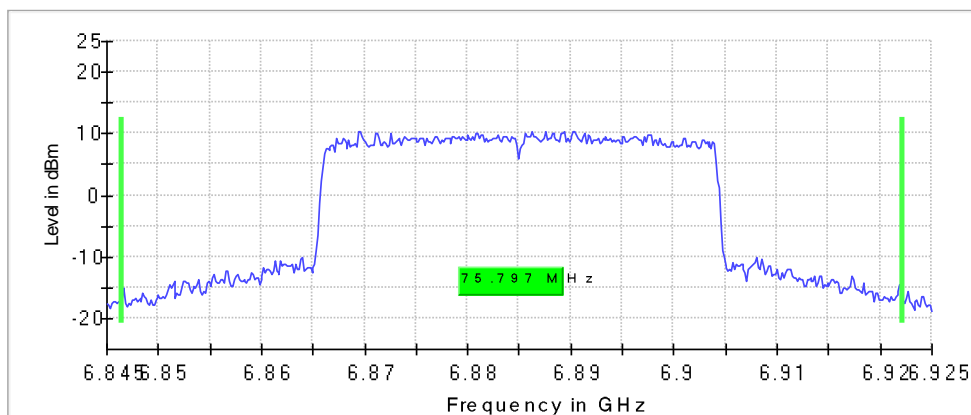
26 dB Bandwidth

DUT Frequency (MHz)	Bandwidth (MHz)	Bandwidth U-NII 7 (MHz)	Bandwidth U-NII 8 (MHz)	Limit Min (MHz)	Limit Max (MHz)
6885.000000	75.797374	28.574109	47.223265	---	320.000000

(continuation of the "26 dB Bandwidth" table from column 6 ...)

DUT Frequency (MHz)	Band Edge Left (MHz)	Limit Min BE L (MHz)	Band Edge Right (MHz)	Limit Max BE R (MHz)	Max Level (dBm)	Result
6885.000000	6846.425891	---	6922.223265	---	10.5	PASS

26 dB Bandwidth



Measurement

Setting	Instrument Value	Target Value
Start Frequency	6.84500 GHz	6.84500 GHz
Stop Frequency	6.92500 GHz	6.92500 GHz
Span	80.000 MHz	80.000 MHz
RBW	300.000 kHz	~ 400.000 kHz
VBW	1.000 MHz	>= 900.000 kHz
SweepPoints	533	~ 533
SweepTime	1.000 ms	AUTO
Reference Level	10.000 dBm	10.000 dBm
Attenuation	20.000 dB	AUTO
Detector	MaxPeak	MaxPeak
SweepCount	200	200
Filter	3 dB	3 dB
Trace Mode	Max Hold	Max Hold
SweepType	Sweep	AUTO
Preamp	off	off
Stablemode	Trace	Trace
Stablevalue	0.30 dB	0.30 dB
Run	55 / max. 150	max. 150
Stable	5 / 5	5
Max Stable Difference	0.00 dB	0.30 dB

Emission Bandwidth 26 dB (6925 MHz; 11ax40 (40 MHz))

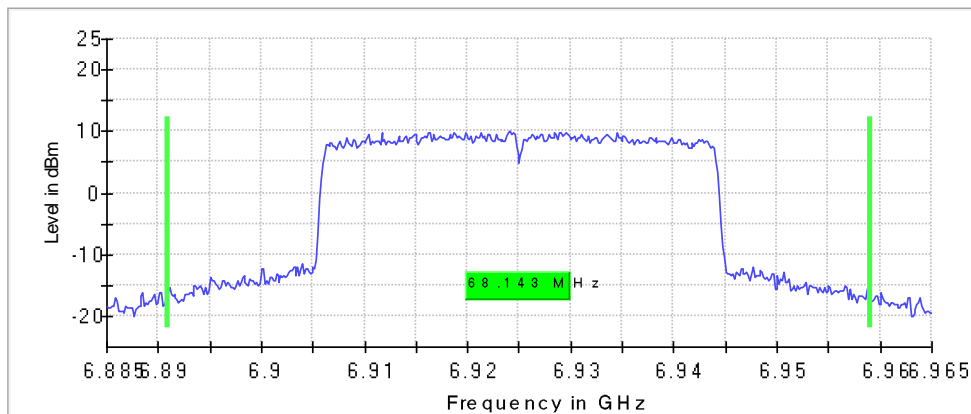
26 dB Bandwidth

DUT Frequency (MHz)	Bandwidth (MHz)	Limit Min (MHz)	Limit Max (MHz)	Band Edge Left (MHz)	Limit Min BE L (MHz)
6925.000000	68.142590	---	320.000000	6890.928705	---

(continuation of the "26 dB Bandwidth" table from column 6 ...)

DUT Frequency (MHz)	Band Edge Right (MHz)	Limit Max R (MHz)	Max Level (dBm)	Result
6925.000000	6959.071295	---	10.2	PASS

26 dB Bandwidth



Measurement

Setting	Instrument Value	Target Value
Start Frequency	6.88500 GHz	6.88500 GHz
Stop Frequency	6.96500 GHz	6.96500 GHz
Span	80.000 MHz	80.000 MHz
RBW	300.000 kHz	~ 400.000 kHz
VBW	1.000 MHz	>= 900.000 kHz
SweepPoints	533	~ 533
Sweeptime	1.000 ms	AUTO
Reference Level	10.000 dBm	10.000 dBm
Attenuation	20.000 dB	AUTO
Detector	MaxPeak	MaxPeak
SweepCount	200	200
Filter	3 dB	3 dB
Trace Mode	Max Hold	Max Hold
Sweeptype	Sweep	AUTO
Preamp	off	off
Stablemode	Trace	Trace
Stablevalue	0.30 dB	0.30 dB
Run	120 / max. 150	max. 150
Stable	5 / 5	5
Max Stable Difference	0.00 dB	0.30 dB

Emission Bandwidth 26 dB (7005 MHz; 11ax40 (40 MHz))

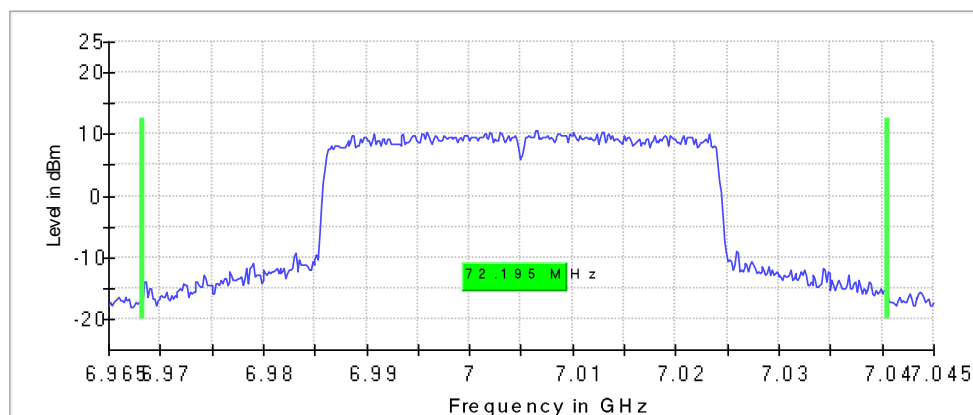
26 dB Bandwidth

DUT Frequency (MHz)	Bandwidth (MHz)	Limit Min (MHz)	Limit Max (MHz)	Band Edge Left (MHz)	Limit Min BE L (MHz)
7005.000000	72.195122	---	320.000000	6968.377111	---

(continuation of the "26 dB Bandwidth" table from column 6 ...)

DUT Frequency (MHz)	Band Edge Right (MHz)	Limit Max R (MHz)	Max Level (dBm)	Result
7005.000000	7040.572233	---	10.5	PASS

26 dB Bandwidth



Measurement

Setting	Instrument Value	Target Value
Start Frequency	6.96500 GHz	6.96500 GHz
Stop Frequency	7.04500 GHz	7.04500 GHz
Span	80.000 MHz	80.000 MHz
RBW	300.000 kHz	~ 400.000 kHz
VBW	1.000 MHz	>= 900.000 kHz
SweepPoints	533	~ 533
Sweeptime	1.000 ms	AUTO
Reference Level	10.000 dBm	10.000 dBm
Attenuation	20.000 dB	AUTO
Detector	MaxPeak	MaxPeak
SweepCount	200	200
Filter	3 dB	3 dB
Trace Mode	Max Hold	Max Hold
Sweeptype	Sweep	AUTO
Preamp	off	off
Stablemode	Trace	Trace
Stablevalue	0.30 dB	0.30 dB
Run	137 / max. 150	max. 150
Stable	5 / 5	5
Max Stable Difference	0.00 dB	0.30 dB

Emission Bandwidth 26 dB (7085 MHz; 11ax40 (40 MHz))

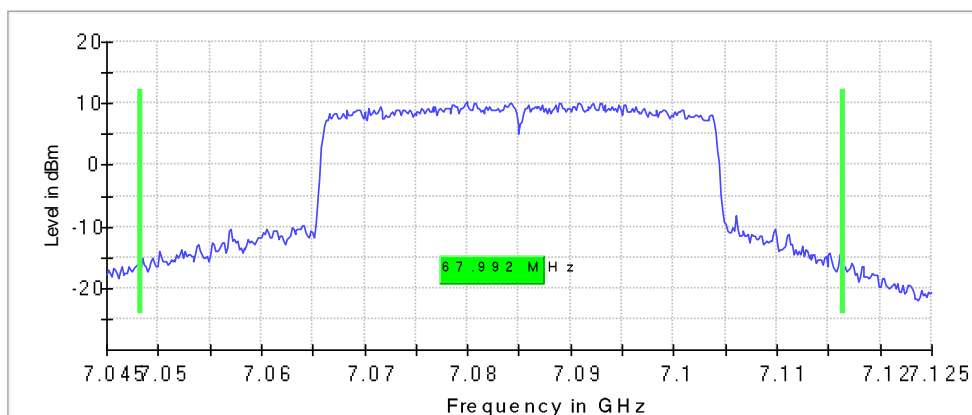
26 dB Bandwidth

DUT Frequency (MHz)	Bandwidth (MHz)	Limit Min (MHz)	Limit Max (MHz)	Band Edge Left (MHz)	Limit Min BE L (MHz)
7085.000000	67.992495	---	320.000000	7048.377111	---

(continuation of the "26 dB Bandwidth" table from column 6 ...)

DUT Frequency (MHz)	Band Edge Right (MHz)	Limit Max R (MHz)	Max Level (dBm)	Result
7085.000000	7116.369606	---	10.3	PASS

26 dB Bandwidth



Measurement

Setting	Instrument Value	Target Value
Start Frequency	7.04500 GHz	7.04500 GHz
Stop Frequency	7.12500 GHz	7.12500 GHz
Span	80.000 MHz	80.000 MHz
RBW	300.000 kHz	~ 400.000 kHz
VBW	1.000 MHz	>= 900.000 kHz
SweepPoints	533	~ 533
Sweeptime	1.000 ms	AUTO
Reference Level	10.000 dBm	10.000 dBm
Attenuation	20.000 dB	AUTO
Detector	MaxPeak	MaxPeak
SweepCount	200	200
Filter	3 dB	3 dB
Trace Mode	Max Hold	Max Hold
Sweeptype	Sweep	AUTO
Preamp	off	off
Stablemode	Trace	Trace
Stablevalue	0.30 dB	0.30 dB
Run	84 / max. 150	max. 150
Stable	5 / 5	5
Max Stable Difference	0.27 dB	0.30 dB

Emission Bandwidth 26 dB (5985 MHz; 11ax80 (80 MHz))

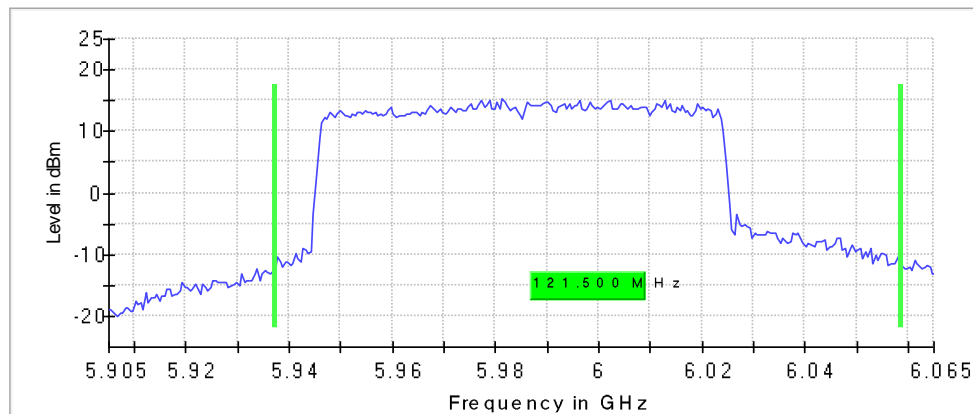
26 dB Bandwidth

DUT Frequency (MHz)	Bandwidth (MHz)	Limit Min (MHz)	Limit Max (MHz)	Band Edge Left (MHz)	Limit Min BE L (MHz)
5985.000000	121.500000	---	320.000000	5937.250000	---

(continuation of the "26 dB Bandwidth" table from column 6 ...)

DUT Frequency (MHz)	Band Edge Right (MHz)	Limit Max BE R (MHz)	Max Level (dBm)	Result
5985.000000	6058.750000	---	15.5	PASS

26 dB Bandwidth



Measurement

Setting	Instrument Value	Target Value
Start Frequency	5.90500 GHz	5.90500 GHz
Stop Frequency	6.06500 GHz	6.06500 GHz
Span	160.000 MHz	160.000 MHz
RBW	1.000 MHz	~ 800.000 kHz
VBW	3.000 MHz	>= 3.000 MHz
SweepPoints	320	~ 320
Sweeptime	1.000 ms	AUTO
Reference Level	10.000 dBm	10.000 dBm
Attenuation	20.000 dB	AUTO
Detector	MaxPeak	MaxPeak
SweepCount	200	200
Filter	3 dB	3 dB
Trace Mode	Max Hold	Max Hold
Sweeptype	Sweep	AUTO
Preamp	off	off
Stablemode	Trace	Trace
Stablevalue	0.30 dB	0.30 dB
Run	126 / max. 150	max. 150
Stable	5 / 5	5
Max Stable Difference	0.14 dB	0.30 dB

Emission Bandwidth 26 dB (6145 MHz; 11ax80 (80 MHz))

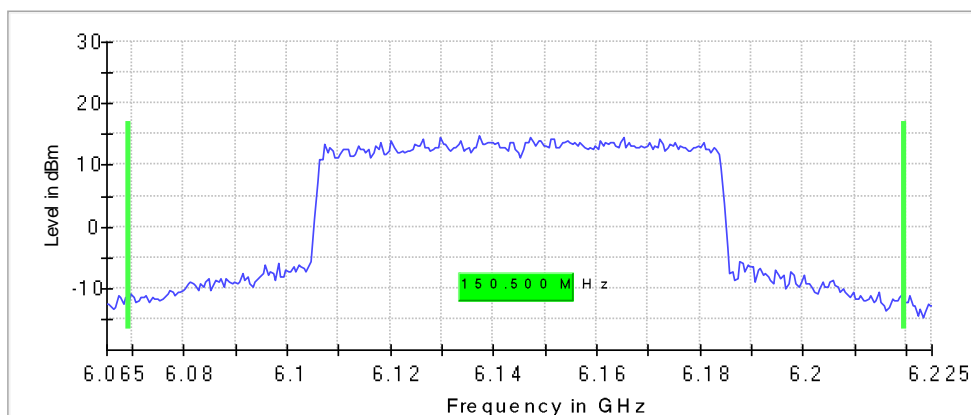
26 dB Bandwidth

DUT Frequency (MHz)	Bandwidth (MHz)	Limit Min (MHz)	Limit Max (MHz)	Band Edge Left (MHz)	Limit Min BE L (MHz)
6145.000000	150.500000	---	320.000000	6069.250000	---

(continuation of the "26 dB Bandwidth" table from column 6 ...)

DUT Frequency (MHz)	Band Edge Right (MHz)	Limit Max BE R (MHz)	Max Level (dBm)	Result
6145.000000	6219.750000	---	14.9	PASS

26 dB Bandwidth



Measurement

Setting	Instrument Value	Target Value
Start Frequency	6.06500 GHz	6.06500 GHz
Stop Frequency	6.22500 GHz	6.22500 GHz
Span	160.000 MHz	160.000 MHz
RBW	1.000 MHz	~ 800.000 kHz
VBW	3.000 MHz	>= 3.000 MHz
SweepPoints	320	~ 320
Sweeptime	1.000 ms	AUTO
Reference Level	10.000 dBm	10.000 dBm
Attenuation	20.000 dB	AUTO
Detector	MaxPeak	MaxPeak
SweepCount	200	200
Filter	3 dB	3 dB
Trace Mode	Max Hold	Max Hold
Sweeptype	Sweep	AUTO
Preamp	off	off
Stablemode	Trace	Trace
Stablevalue	0.30 dB	0.30 dB
Run	72 / max. 150	max. 150
Stable	5 / 5	5
Max Stable Difference	0.08 dB	0.30 dB

Emission Bandwidth 26 dB (6385 MHz; 11ax80 (80 MHz))

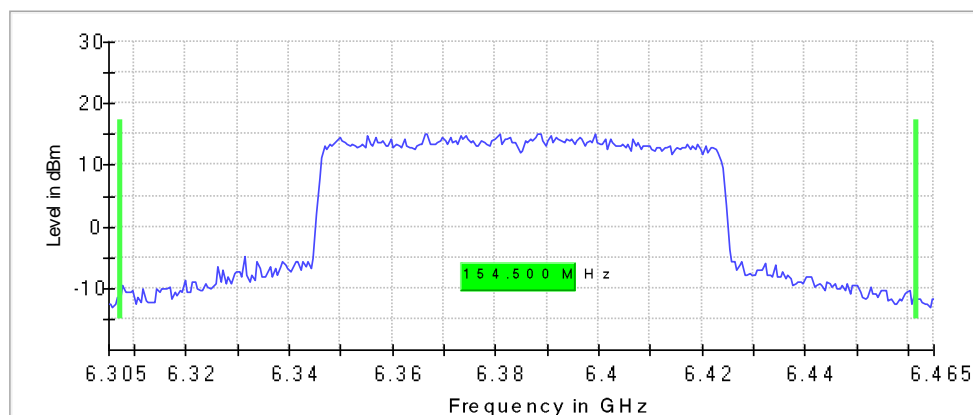
26 dB Bandwidth

DUT Frequency (MHz)	Bandwidth (MHz)	Limit Min (MHz)	Limit Max (MHz)	Band Edge Left (MHz)	Limit Min BE L (MHz)
6385.000000	154.500000	---	320.000000	6307.250000	---

(continuation of the "26 dB Bandwidth" table from column 6 ...)

DUT Frequency (MHz)	Band Edge Right (MHz)	Limit Max BE R (MHz)	Max Level (dBm)	Result
6385.000000	6461.750000	---	15.2	PASS

26 dB Bandwidth



Measurement

Setting	Instrument Value	Target Value
Start Frequency	6.30500 GHz	6.30500 GHz
Stop Frequency	6.46500 GHz	6.46500 GHz
Span	160.000 MHz	160.000 MHz
RBW	1.000 MHz	~ 800.000 kHz
VBW	3.000 MHz	>= 3.000 MHz
SweepPoints	320	~ 320
Sweeptime	1.000 ms	AUTO
Reference Level	10.000 dBm	10.000 dBm
Attenuation	20.000 dB	AUTO
Detector	MaxPeak	MaxPeak
SweepCount	200	200
Filter	3 dB	3 dB
Trace Mode	Max Hold	Max Hold
Sweeptype	Sweep	AUTO
Preamp	off	off
Stablemode	Trace	Trace
Stablevalue	0.30 dB	0.30 dB
Run	82 / max. 150	max. 150
Stable	5 / 5	5
Max Stable Difference	0.05 dB	0.30 dB

Emission Bandwidth 26 dB (6465 MHz; 11ax80 (80 MHz))

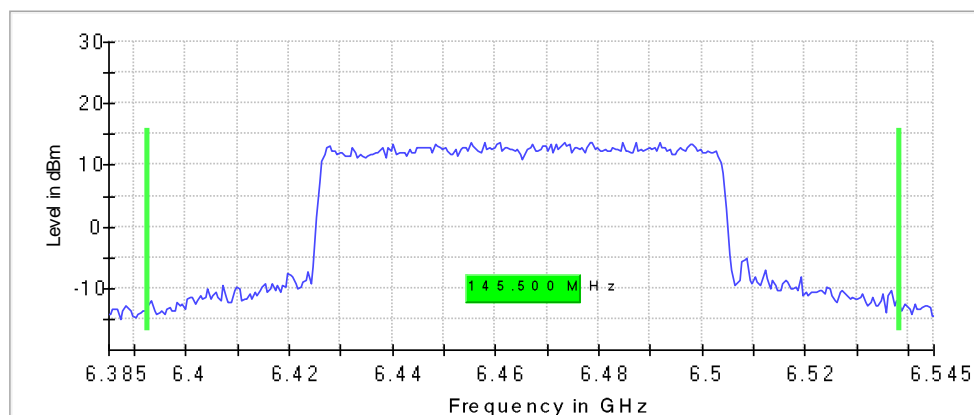
26 dB Bandwidth

DUT Frequency (MHz)	Bandwidth (MHz)	Limit Min (MHz)	Limit Max (MHz)	Band Edge Left (MHz)	Limit Min BE L (MHz)
6465.000000	145.500000	---	320.000000	6392.750000	---

(continuation of the "26 dB Bandwidth" table from column 6 ...)

DUT Frequency (MHz)	Band Edge Right (MHz)	Limit Max BE R (MHz)	Max Level (dBm)	Result
6465.000000	6538.250000	---	13.8	PASS

26 dB Bandwidth



Measurement

Setting	Instrument Value	Target Value
Start Frequency	6.38500 GHz	6.38500 GHz
Stop Frequency	6.54500 GHz	6.54500 GHz
Span	160.000 MHz	160.000 MHz
RBW	1.000 MHz	~ 800.000 kHz
VBW	3.000 MHz	>= 3.000 MHz
SweepPoints	320	~ 320
Sweeptime	1.000 ms	AUTO
Reference Level	10.000 dBm	10.000 dBm
Attenuation	20.000 dB	AUTO
Detector	MaxPeak	MaxPeak
SweepCount	200	200
Filter	3 dB	3 dB
Trace Mode	Max Hold	Max Hold
Sweeptype	Sweep	AUTO
Preamp	off	off
Stablemode	Trace	Trace
Stablevalue	0.30 dB	0.30 dB
Run	105 / max. 150	max. 150
Stable	5 / 5	5
Max Stable Difference	0.00 dB	0.30 dB

Emission Bandwidth 26 dB (6545 MHz; 11ax80 (80 MHz))

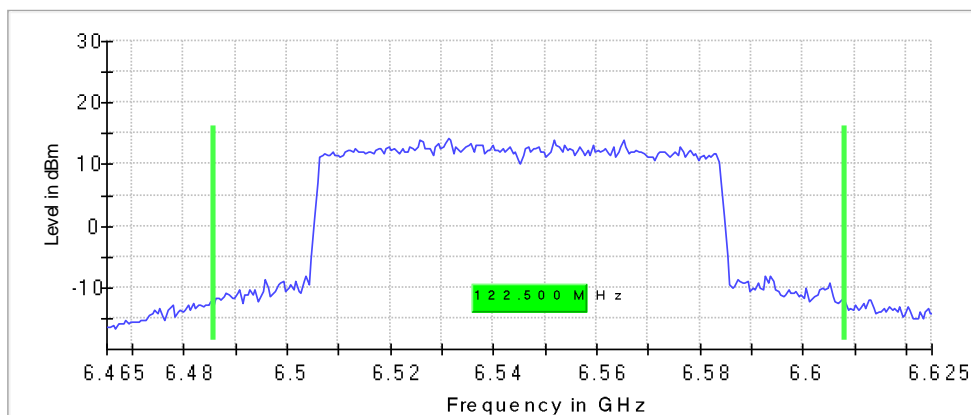
26 dB Bandwidth

DUT Frequency (MHz)	Bandwidth (MHz)	Bandwidth U-NII 6 (MHz)	Bandwidth U-NII 7 (MHz)	Limit Min (MHz)	Limit Max (MHz)
6545.000000	122.500000	39.250000	83.250000	---	320.000000

(continuation of the "26 dB Bandwidth" table from column 6 ...)

DUT Frequency (MHz)	Band Edge Left (MHz)	Limit Min BE L (MHz)	Band Edge Right (MHz)	Limit Max BE R (MHz)	Max Level (dBm)	Result
6545.000000	6485.750000	---	6608.250000	---	14.2	PASS

26 dB Bandwidth



Measurement

Setting	Instrument Value	Target Value
Start Frequency	6.46500 GHz	6.46500 GHz
Stop Frequency	6.62500 GHz	6.62500 GHz
Span	160.000 MHz	160.000 MHz
RBW	1.000 MHz	~ 800.000 kHz
VBW	3.000 MHz	>= 3.000 MHz
SweepPoints	320	~ 320
SweepTime	1.000 ms	AUTO
Reference Level	10.000 dBm	10.000 dBm
Attenuation	20.000 dB	AUTO
Detector	MaxPeak	MaxPeak
SweepCount	200	200
Filter	3 dB	3 dB
Trace Mode	Max Hold	Max Hold
Sweeptype	Sweep	AUTO
Preamp	off	off
Stablemode	Trace	Trace
Stablevalue	0.30 dB	0.30 dB
Run	106 / max. 150	max. 150
Stable	5 / 5	5
Max Stable Difference	0.00 dB	0.30 dB

Emission Bandwidth 26 dB (6625 MHz; 11ax80 (80 MHz))

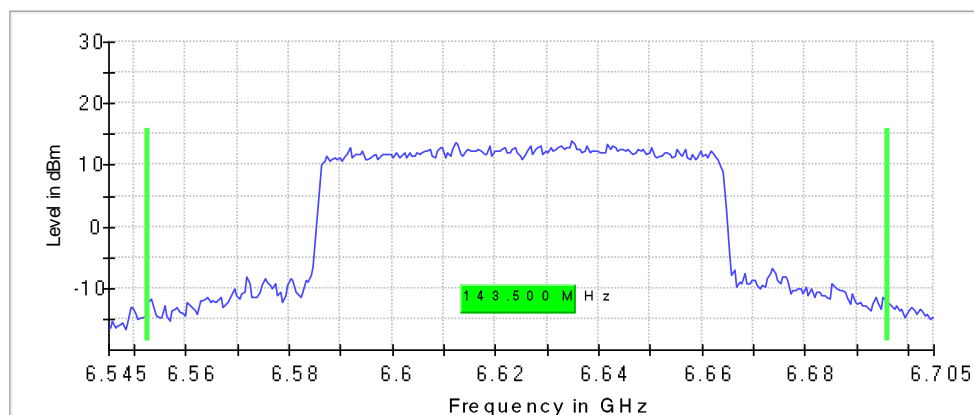
26 dB Bandwidth

DUT Frequency (MHz)	Bandwidth (MHz)	Limit Min (MHz)	Limit Max (MHz)	Band Edge Left (MHz)	Limit Min BE L (MHz)
6625.000000	143.500000	---	320.000000	6552.750000	---

(continuation of the "26 dB Bandwidth" table from column 6 ...)

DUT Frequency (MHz)	Band Edge Right (MHz)	Limit Max BE R (MHz)	Max Level (dBm)	Result
6625.000000	6696.250000	---	13.9	PASS

26 dB Bandwidth



Measurement

Setting	Instrument Value	Target Value
Start Frequency	6.54500 GHz	6.54500 GHz
Stop Frequency	6.70500 GHz	6.70500 GHz
Span	160.000 MHz	160.000 MHz
RBW	1.000 MHz	~ 800.000 kHz
VBW	3.000 MHz	>= 3.000 MHz
SweepPoints	320	~ 320
Sweeptime	1.000 ms	AUTO
Reference Level	10.000 dBm	10.000 dBm
Attenuation	20.000 dB	AUTO
Detector	MaxPeak	MaxPeak
SweepCount	200	200
Filter	3 dB	3 dB
Trace Mode	Max Hold	Max Hold
Sweeptype	Sweep	AUTO
Preamp	off	off
Stablemode	Trace	Trace
Stablevalue	0.30 dB	0.30 dB
Run	81 / max. 150	max. 150
Stable	5 / 5	5
Max Stable Difference	0.00 dB	0.30 dB

Emission Bandwidth 26 dB (6705 MHz; 11ax80 (80 MHz))

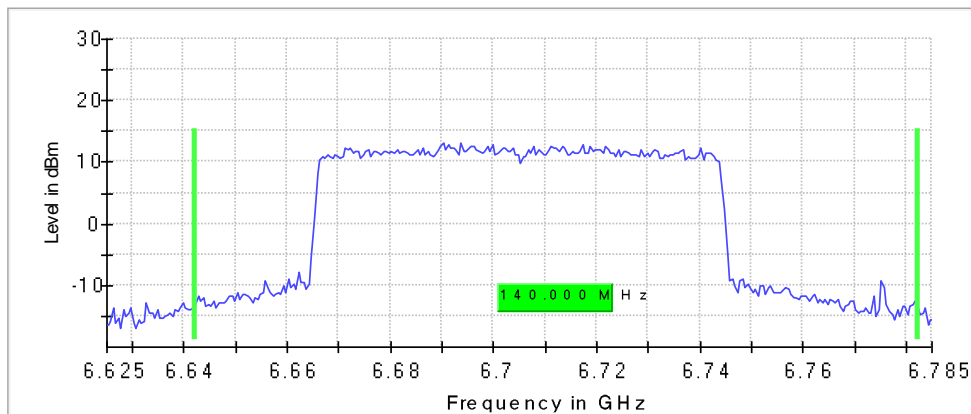
26 dB Bandwidth

DUT Frequency (MHz)	Bandwidth (MHz)	Limit Min (MHz)	Limit Max (MHz)	Band Edge Left (MHz)	Limit Min BE L (MHz)
6705.000000	140.000000	---	320.000000	6642.250000	---

(continuation of the "26 dB Bandwidth" table from column 6 ...)

DUT Frequency (MHz)	Band Edge Right (MHz)	Limit Max R (MHz)	Max Level (dBm)	Result
6705.000000	6782.250000	---	13.3	PASS

26 dB Bandwidth



Measurement

Setting	Instrument Value	Target Value
Start Frequency	6.62500 GHz	6.62500 GHz
Stop Frequency	6.78500 GHz	6.78500 GHz
Span	160.000 MHz	160.000 MHz
RBW	1.000 MHz	~ 800.000 kHz
VBW	3.000 MHz	>= 3.000 MHz
SweepPoints	320	~ 320
Sweeptime	1.000 ms	AUTO
Reference Level	10.000 dBm	10.000 dBm
Attenuation	20.000 dB	AUTO
Detector	MaxPeak	MaxPeak
SweepCount	200	200
Filter	3 dB	3 dB
Trace Mode	Max Hold	Max Hold
Sweeptype	Sweep	AUTO
Preamp	off	off
Stablemode	Trace	Trace
Stablevalue	0.30 dB	0.30 dB
Run	52 / max. 150	max. 150
Stable	5 / 5	5
Max Stable Difference	0.00 dB	0.30 dB

Emission Bandwidth 26 dB (6785 MHz; 11ax80 (80 MHz))

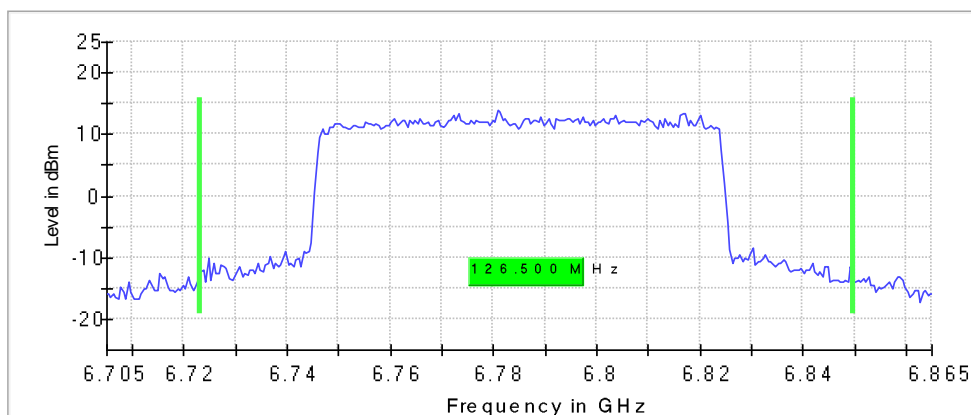
26 dB Bandwidth

DUT Frequency (MHz)	Bandwidth (MHz)	Limit Min (MHz)	Limit Max (MHz)	Band Edge Left (MHz)	Limit Min BE L (MHz)
6785.000000	126.500000	---	320.000000	6723.250000	---

(continuation of the "26 dB Bandwidth" table from column 6 ...)

DUT Frequency (MHz)	Band Edge Right (MHz)	Limit Max R (MHz)	Max Level (dBm)	Result
6785.000000	6849.750000	---	14.0	PASS

26 dB Bandwidth



Measurement

Setting	Instrument Value	Target Value
Start Frequency	6.70500 GHz	6.70500 GHz
Stop Frequency	6.86500 GHz	6.86500 GHz
Span	160.000 MHz	160.000 MHz
RBW	1.000 MHz	~ 800.000 kHz
VBW	3.000 MHz	>= 3.000 MHz
SweepPoints	320	~ 320
Sweeptime	1.000 ms	AUTO
Reference Level	10.000 dBm	10.000 dBm
Attenuation	20.000 dB	AUTO
Detector	MaxPeak	MaxPeak
SweepCount	200	200
Filter	3 dB	3 dB
Trace Mode	Max Hold	Max Hold
Sweeptype	Sweep	AUTO
Preamp	off	off
Stablemode	Trace	Trace
Stablevalue	0.30 dB	0.30 dB
Run	56 / max. 150	max. 150
Stable	5 / 5	5
Max Stable Difference	0.00 dB	0.30 dB

Emission Bandwidth 26 dB (6865 MHz; 11ax80 (80 MHz))

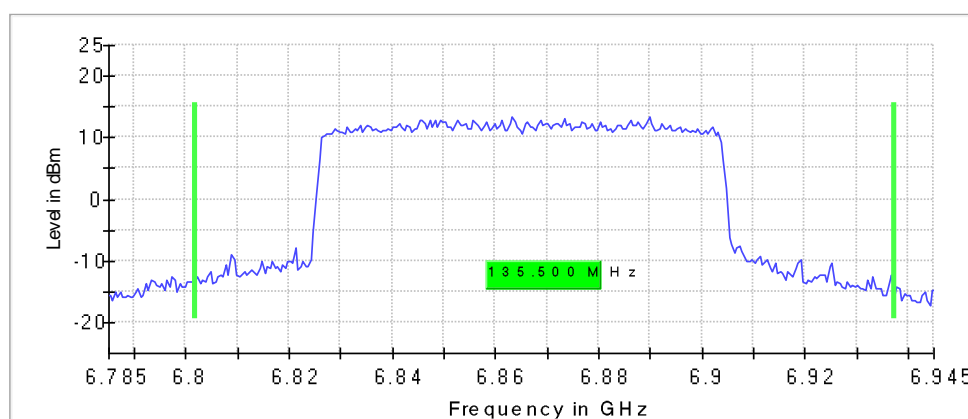
26 dB Bandwidth

DUT Frequency (MHz)	Bandwidth (MHz)	Bandwidth U-NII 7 (MHz)	Bandwidth U-NII 8 (MHz)	Limit Min (MHz)	Limit Max (MHz)
6865.000000	135.500000	73.250000	62.250000	---	320.000000

(continuation of the "26 dB Bandwidth" table from column 6 ...)

DUT Frequency (MHz)	Band Edge Left (MHz)	Limit Min BE L (MHz)	Band Edge Right (MHz)	Limit Max BE R (MHz)	Max Level (dBm)	Result
6865.000000	6801.750000	---	6937.250000	---	13.5	PASS

26 dB Bandwidth



Measurement

Setting	Instrument Value	Target Value
Start Frequency	6.78500 GHz	6.78500 GHz
Stop Frequency	6.94500 GHz	6.94500 GHz
Span	160.000 MHz	160.000 MHz
RBW	1.000 MHz	~ 800.000 kHz
VBW	3.000 MHz	>= 3.000 MHz
SweepPoints	320	~ 320
SweepTime	1.000 ms	AUTO
Reference Level	10.000 dBm	10.000 dBm
Attenuation	20.000 dB	AUTO
Detector	MaxPeak	MaxPeak
SweepCount	200	200
Filter	3 dB	3 dB
Trace Mode	Max Hold	Max Hold
SweepType	Sweep	AUTO
Preamp	off	off
Stablemode	Trace	Trace
Stablevalue	0.30 dB	0.30 dB
Run	51 / max. 150	max. 150
Stable	5 / 5	5
Max Stable Difference	0.00 dB	0.30 dB

Emission Bandwidth 26 dB (6945 MHz; 11ax80 (80 MHz))

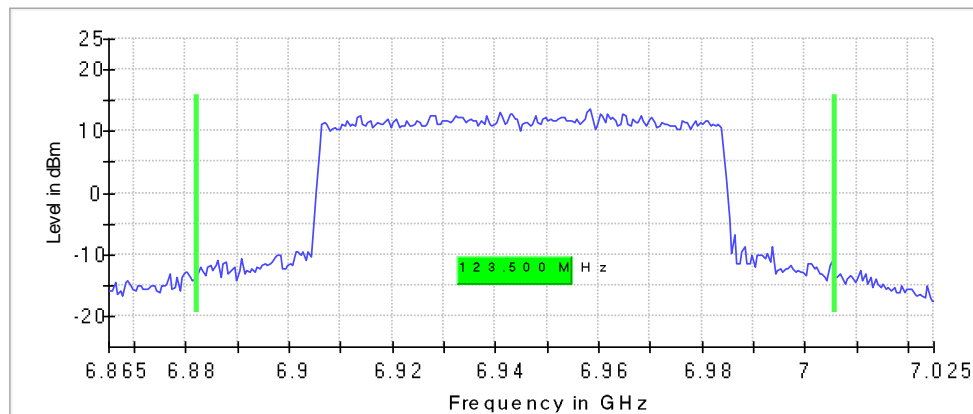
26 dB Bandwidth

DUT Frequency (MHz)	Bandwidth (MHz)	Limit Min (MHz)	Limit Max (MHz)	Band Edge Left (MHz)	Limit Min BE L (MHz)
6945.000000	123.500000	---	320.000000	6882.250000	---

(continuation of the "26 dB Bandwidth" table from column 6 ...)

DUT Frequency (MHz)	Band Edge Right (MHz)	Limit Max BE R (MHz)	Max Level (dBm)	Result
6945.000000	7005.750000	---	13.8	PASS

26 dB Bandwidth



Measurement

Setting	Instrument Value	Target Value
Start Frequency	6.86500 GHz	6.86500 GHz
Stop Frequency	7.02500 GHz	7.02500 GHz
Span	160.000 MHz	160.000 MHz
RBW	1.000 MHz	~ 800.000 kHz
VBW	3.000 MHz	>= 3.000 MHz
SweepPoints	320	~ 320
Sweeptime	1.000 ms	AUTO
Reference Level	10.000 dBm	10.000 dBm
Attenuation	20.000 dB	AUTO
Detector	MaxPeak	MaxPeak
SweepCount	200	200
Filter	3 dB	3 dB
Trace Mode	Max Hold	Max Hold
Sweeptype	Sweep	AUTO
Preamp	off	off
Stablemode	Trace	Trace
Stablevalue	0.30 dB	0.30 dB
Run	61 / max. 150	max. 150
Stable	5 / 5	5
Max Stable Difference	0.00 dB	0.30 dB

Emission Bandwidth 26 dB (7025 MHz; 11ax80 (80 MHz))

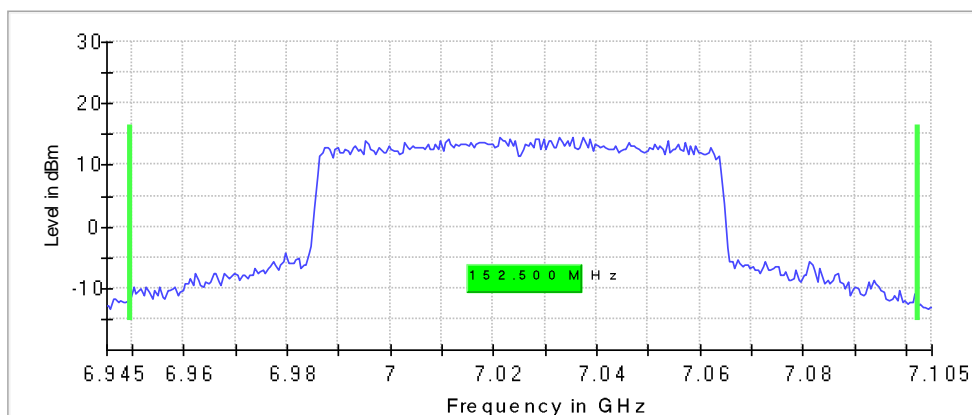
26 dB Bandwidth

DUT Frequency (MHz)	Bandwidth (MHz)	Limit Min (MHz)	Limit Max (MHz)	Band Edge Left (MHz)	Limit Min BE L (MHz)
7025.000000	152.500000	---	320.000000	6949.750000	---

(continuation of the "26 dB Bandwidth" table from column 6 ...)

DUT Frequency (MHz)	Band Edge Right (MHz)	Limit Max BE R (MHz)	Max Level (dBm)	Result
7025.000000	7102.250000	---	14.6	PASS

26 dB Bandwidth



Measurement

Setting	Instrument Value	Target Value
Start Frequency	6.94500 GHz	6.94500 GHz
Stop Frequency	7.10500 GHz	7.10500 GHz
Span	160.000 MHz	160.000 MHz
RBW	1.000 MHz	~ 800.000 kHz
VBW	3.000 MHz	>= 3.000 MHz
SweepPoints	320	~ 320
Sweeptime	1.000 ms	AUTO
Reference Level	10.000 dBm	10.000 dBm
Attenuation	20.000 dB	AUTO
Detector	MaxPeak	MaxPeak
SweepCount	200	200
Filter	3 dB	3 dB
Trace Mode	Max Hold	Max Hold
Sweeptype	Sweep	AUTO
Preamp	off	off
Stablemode	Trace	Trace
Stablevalue	0.30 dB	0.30 dB
Run	92 / max. 150	max. 150
Stable	5 / 5	5
Max Stable Difference	0.16 dB	0.30 dB

Emission Bandwidth 26 dB (6025 MHz; 11ax160 (160 MHz))

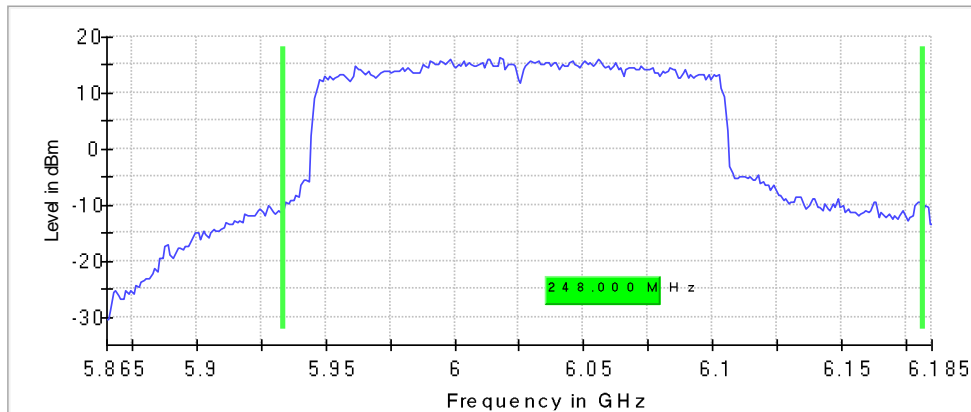
26 dB Bandwidth

DUT Frequency (MHz)	Bandwidth (MHz)	Limit Min (MHz)	Limit Max (MHz)	Band Edge Left (MHz)	Limit Min BE L (MHz)
6025.000000	248.000000	---	320.000000	5933.500000	---

(continuation of the "26 dB Bandwidth" table from column 6 ...)

DUT Frequency (MHz)	Band Edge Right (MHz)	Limit Max R (MHz)	Max Level (dBm)	Result
6025.000000	6181.500000	---	16.2	PASS

26 dB Bandwidth



Measurement

Setting	Instrument Value	Target Value
Start Frequency	5.86500 GHz	5.86500 GHz
Stop Frequency	6.18500 GHz	6.18500 GHz
Span	320.000 MHz	320.000 MHz
RBW	2.000 MHz	~ 1.600 MHz
VBW	10.000 MHz	>= 6.000 MHz
SweepPoints	320	~ 320
Sweeptime	1.000 ms	AUTO
Reference Level	10.000 dBm	10.000 dBm
Attenuation	20.000 dB	AUTO
Detector	MaxPeak	MaxPeak
SweepCount	200	200
Filter	3 dB	3 dB
Trace Mode	Max Hold	Max Hold
Sweeptype	Sweep	AUTO
Preamp	off	off
Stablemode	Trace	Trace
Stablevalue	0.30 dB	0.30 dB
Run	129 / max. 150	max. 150
Stable	5 / 5	5
Max Stable Difference	0.00 dB	0.30 dB

Emission Bandwidth 26 dB (6185 MHz; 11ax160 (160 MHz))

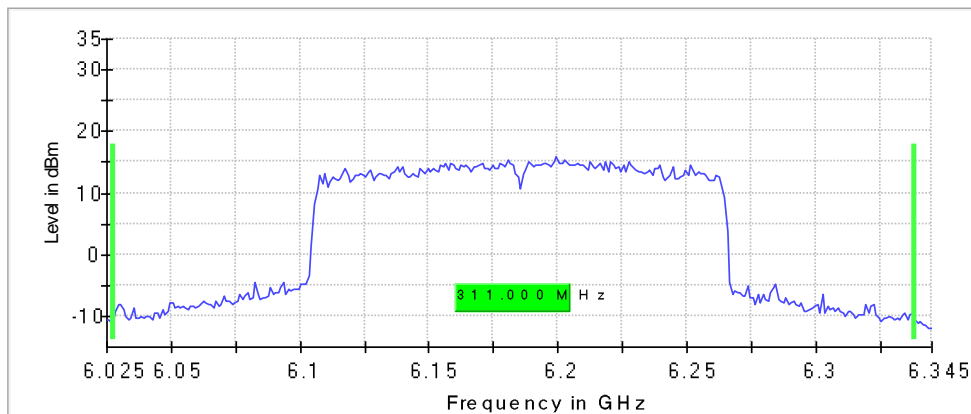
26 dB Bandwidth

DUT Frequency (MHz)	Bandwidth (MHz)	Limit Min (MHz)	Limit Max (MHz)	Band Edge Left (MHz)	Limit Min BE L (MHz)
6185.000000	311.000000	---	320.000000	6027.500000	---

(continuation of the "26 dB Bandwidth" table from column 6 ...)

DUT Frequency (MHz)	Band Edge Right (MHz)	Limit Max BE R (MHz)	Max Level (dBm)	Result
6185.000000	6338.500000	---	15.9	PASS

26 dB Bandwidth



Measurement

Setting	Instrument Value	Target Value
Start Frequency	6.02500 GHz	6.02500 GHz
Stop Frequency	6.34500 GHz	6.34500 GHz
Span	320.000 MHz	320.000 MHz
RBW	2.000 MHz	~ 1.600 MHz
VBW	10.000 MHz	>= 6.000 MHz
SweepPoints	320	~ 320
Sweeptime	1.000 ms	AUTO
Reference Level	10.000 dBm	10.000 dBm
Attenuation	20.000 dB	AUTO
Detector	MaxPeak	MaxPeak
SweepCount	200	200
Filter	3 dB	3 dB
Trace Mode	Max Hold	Max Hold
Sweeptype	Sweep	AUTO
Preamp	off	off
Stablemode	Trace	Trace
Stablevalue	0.30 dB	0.30 dB
Run	70 / max. 150	max. 150
Stable	5 / 5	5
Max Stable Difference	0.00 dB	0.30 dB

Emission Bandwidth 26 dB (6345 MHz; 11ax160 (160 MHz))

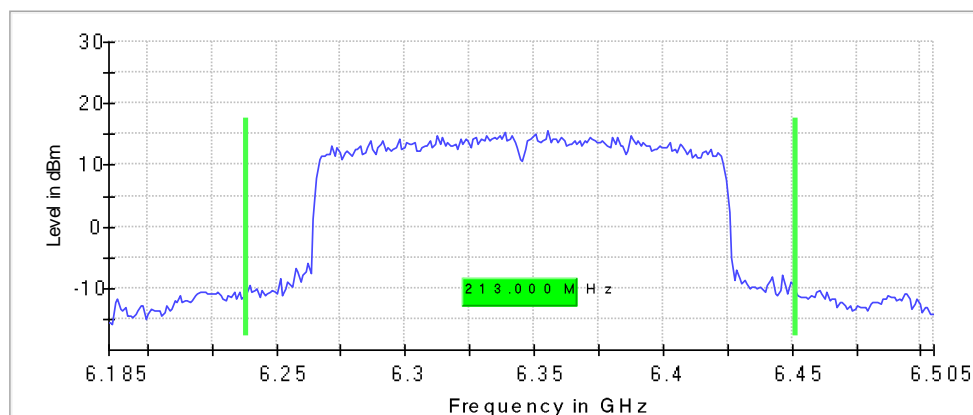
26 dB Bandwidth

DUT Frequency (MHz)	Bandwidth (MHz)	Limit Min (MHz)	Limit Max (MHz)	Band Edge Left (MHz)	Limit Min BE L (MHz)
6345.000000	213.000000	---	320.000000	6238.500000	---

(continuation of the "26 dB Bandwidth" table from column 6 ...)

DUT Frequency (MHz)	Band Edge Right (MHz)	Limit Max R (MHz)	Max Level (dBm)	Result
6345.000000	6451.500000	---	15.6	PASS

26 dB Bandwidth



Measurement

Setting	Instrument Value	Target Value
Start Frequency	6.18500 GHz	6.18500 GHz
Stop Frequency	6.50500 GHz	6.50500 GHz
Span	320.000 MHz	320.000 MHz
RBW	2.000 MHz	~ 1.600 MHz
VBW	10.000 MHz	>= 6.000 MHz
SweepPoints	320	~ 320
Sweeptime	1.000 ms	AUTO
Reference Level	10.000 dBm	10.000 dBm
Attenuation	20.000 dB	AUTO
Detector	MaxPeak	MaxPeak
SweepCount	200	200
Filter	3 dB	3 dB
Trace Mode	Max Hold	Max Hold
Sweeptype	Sweep	AUTO
Preamp	off	off
Stablemode	Trace	Trace
Stablevalue	0.30 dB	0.30 dB
Run	97 / max. 150	max. 150
Stable	5 / 5	5
Max Stable Difference	0.00 dB	0.30 dB

Emission Bandwidth 26 dB (6505 MHz; 11ax160 (160 MHz))

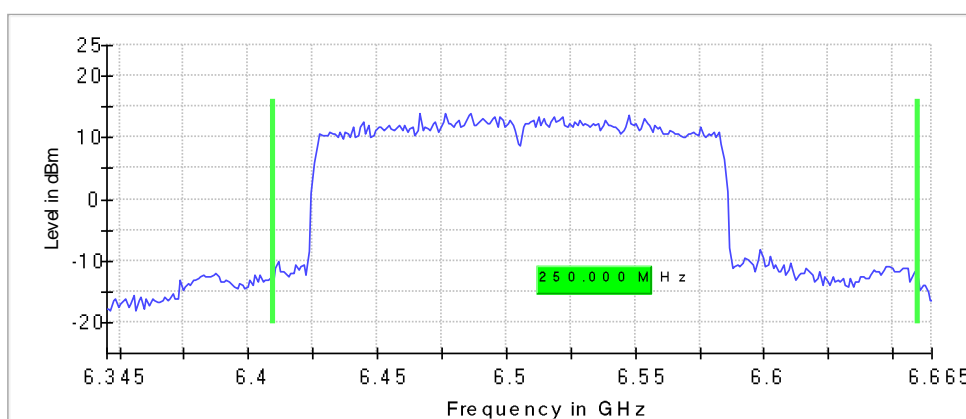
26 dB Bandwidth

DUT Frequency (MHz)	Bandwidth (MHz)	Bandwidth U-NII 6 (MHz)	Bandwidth U-NII 7 (MHz)	Limit Min (MHz)	Limit Max (MHz)
6505.000000	250.000000	115.500000	134.500000	---	320.000000

(continuation of the "26 dB Bandwidth" table from column 6...)

DUT Frequency (MHz)	Band Edge Left (MHz)	Limit Min BE L (MHz)	Band Edge Right (MHz)	Limit Max BE R (MHz)	Max Level (dBm)	Result
6505.000000	6409.500000	---	6659.500000	---	14.0	PASS

26 dB Bandwidth



Measurement

Setting	Instrument Value	Target Value
Start Frequency	6.34500 GHz	6.34500 GHz
Stop Frequency	6.66500 GHz	6.66500 GHz
Span	320.000 MHz	320.000 MHz
RBW	2.000 MHz	~ 1.600 MHz
VBW	10.000 MHz	>= 6.000 MHz
SweepPoints	320	~ 320
SweepTime	1.000 ms	AUTO
Reference Level	10.000 dBm	10.000 dBm
Attenuation	20.000 dB	AUTO
Detector	MaxPeak	MaxPeak
SweepCount	200	200
Filter	3 dB	3 dB
Trace Mode	Max Hold	Max Hold
SweepType	Sweep	AUTO
Preamp	off	off
Stablemode	Trace	Trace
Stablevalue	0.30 dB	0.30 dB
Run	58 / max. 150	max. 150
Stable	5 / 5	5
Max Stable Difference	0.00 dB	0.30 dB

Emission Bandwidth 26 dB (6665 MHz; 11ax160 (160 MHz))

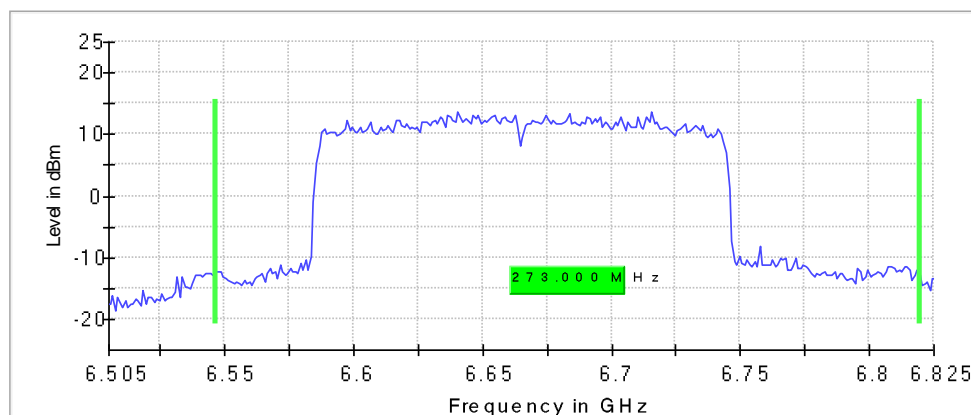
26 dB Bandwidth

DUT Frequency (MHz)	Bandwidth (MHz)	Limit Min (MHz)	Limit Max (MHz)	Band Edge Left (MHz)	Limit Min BE L (MHz)
6665.000000	273.000000	---	320.000000	6546.500000	---

(continuation of the "26 dB Bandwidth" table from column 6 ...)

DUT Frequency (MHz)	Band Edge Right (MHz)	Limit Max BE R (MHz)	Max Level (dBm)	Result
6665.000000	6819.500000	---	13.7	PASS

26 dB Bandwidth



Measurement

Setting	Instrument Value	Target Value
Start Frequency	6.50500 GHz	6.50500 GHz
Stop Frequency	6.82500 GHz	6.82500 GHz
Span	320.000 MHz	320.000 MHz
RBW	2.000 MHz	~ 1.600 MHz
VBW	10.000 MHz	>= 6.000 MHz
SweepPoints	320	~ 320
Sweeptime	1.000 ms	AUTO
Reference Level	10.000 dBm	10.000 dBm
Attenuation	20.000 dB	AUTO
Detector	MaxPeak	MaxPeak
SweepCount	200	200
Filter	3 dB	3 dB
Trace Mode	Max Hold	Max Hold
Sweeptype	Sweep	AUTO
Preamp	off	off
Stablemode	Trace	Trace
Stablevalue	0.30 dB	0.30 dB
Run	40 / max. 150	max. 150
Stable	5 / 5	5
Max Stable Difference	0.00 dB	0.30 dB

Emission Bandwidth 26 dB (6825 MHz; 11ax160 (160 MHz))

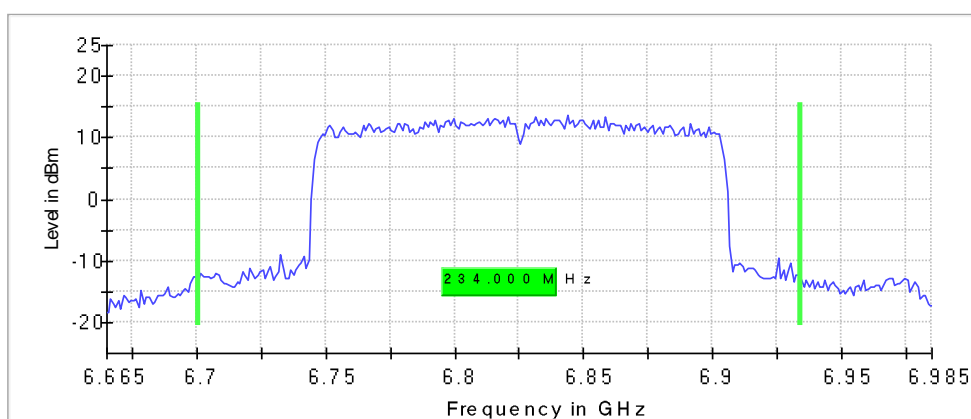
26 dB Bandwidth

DUT Frequency (MHz)	Bandwidth (MHz)	Bandwidth U-NII 7 (MHz)	Bandwidth U-NII 8 (MHz)	Limit Min (MHz)	Limit Max (MHz)
6825.000000	234.000000	174.500000	59.500000	---	320.000000

(continuation of the "26 dB Bandwidth" table from column 6 ...)

DUT Frequency (MHz)	Band Edge Left (MHz)	Limit Min BE L (MHz)	Band Edge Right (MHz)	Limit Max BE R (MHz)	Max Level (dBm)	Result
6825.000000	6700.500000	---	6934.500000	---	13.6	PASS

26 dB Bandwidth



Measurement

Setting	Instrument Value	Target Value
Start Frequency	6.66500 GHz	6.66500 GHz
Stop Frequency	6.98500 GHz	6.98500 GHz
Span	320.000 MHz	320.000 MHz
RBW	2.000 MHz	~ 1.600 MHz
VBW	10.000 MHz	>= 6.000 MHz
SweepPoints	320	~ 320
SweepTime	1.000 ms	AUTO
Reference Level	10.000 dBm	10.000 dBm
Attenuation	20.000 dB	AUTO
Detector	MaxPeak	MaxPeak
SweepCount	200	200
Filter	3 dB	3 dB
Trace Mode	Max Hold	Max Hold
SweepType	Sweep	AUTO
Preamp	off	off
Stablemode	Trace	Trace
Stablevalue	0.30 dB	0.30 dB
Run	53 / max. 150	max. 150
Stable	5 / 5	5
Max Stable Difference	0.00 dB	0.30 dB

Emission Bandwidth 26 dB (6985 MHz; 11ax160 (160 MHz))

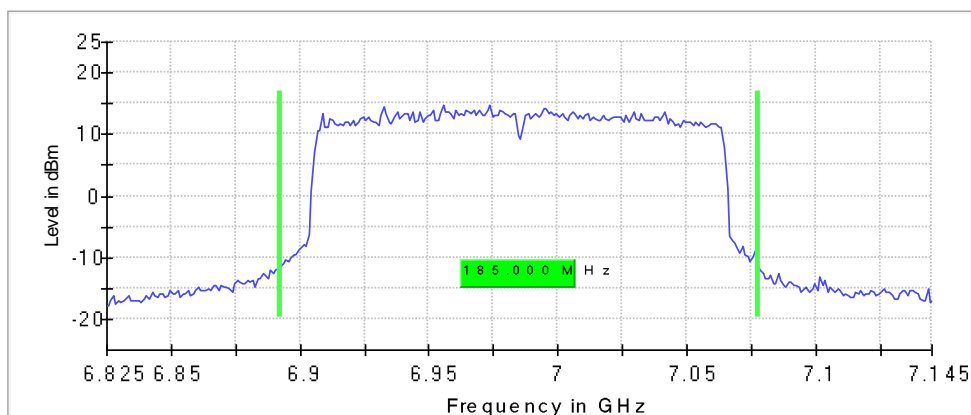
26 dB Bandwidth

DUT Frequency (MHz)	Bandwidth (MHz)	Limit Min (MHz)	Limit Max (MHz)	Band Edge Left (MHz)	Limit Min BE L (MHz)
6985.000000	185.000000	---	320.000000	6892.500000	---

(continuation of the "26 dB Bandwidth" table from column 6 ...)

DUT Frequency (MHz)	Band Edge Right (MHz)	Limit Max BE R (MHz)	Max Level (dBm)	Result
6985.000000	7077.500000	---	14.9	PASS

26 dB Bandwidth



Measurement

Setting	Instrument Value	Target Value
Start Frequency	6.82500 GHz	6.82500 GHz
Stop Frequency	7.14500 GHz	7.14500 GHz
Span	320.000 MHz	320.000 MHz
RBW	2.000 MHz	~ 1.600 MHz
VBW	10.000 MHz	>= 6.000 MHz
SweepPoints	320	~ 320
Sweeptime	1.000 ms	AUTO
Reference Level	10.000 dBm	10.000 dBm
Attenuation	20.000 dB	AUTO
Detector	MaxPeak	MaxPeak
SweepCount	200	200
Filter	3 dB	3 dB
Trace Mode	Max Hold	Max Hold
Sweeptype	Sweep	AUTO
Preamp	off	off
Stablemode	Trace	Trace
Stablevalue	0.30 dB	0.30 dB
Run	118 / max. 150	max. 150
Stable	5 / 5	5
Max Stable Difference	0.07 dB	0.30 dB

Occupied Channel Bandwidth 99% (5955 MHz; 11a (20 MHz))

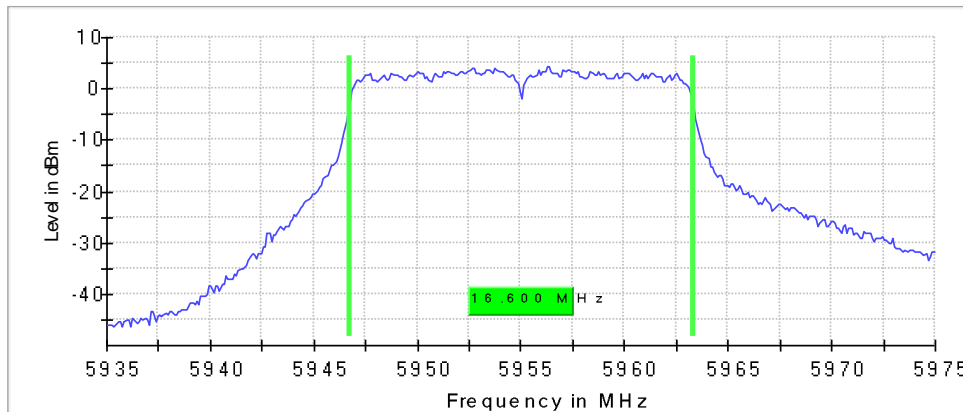
99 % Bandwidth

DUT Frequency (MHz)	Bandwidth (MHz)	Limit Min (MHz)	Limit Max (MHz)	Band Edge Left (MHz)	Limit Min BE L (MHz)
5955.000000	16.600000	---	320.000000	5946.750000	5925.000000

(continuation of the "99 % Bandwidth" table from column 6 ...)

DUT Frequency (MHz)	Band Edge Right (MHz)	Limit Max BE R (MHz)	Result
5955.000000	5963.350000	7125.000000	PASS

99 % Bandwidth



Measurement

Setting	Instrument Value	Target Value
Start Frequency	5.93500 GHz	5.93500 GHz
Stop Frequency	5.97500 GHz	5.97500 GHz
Span	40.000 MHz	40.000 MHz
RBW	200.000 kHz	>= 200.000 kHz
VBW	1.000 MHz	>= 600.000 kHz
SweepPoints	400	~ 400
Sweeptime	1.000 ms	AUTO
Reference Level	10.000 dBm	10.000 dBm
Attenuation	20.000 dB	AUTO
Detector	MaxPeak	MaxPeak
SweepCount	200	200
Filter	3 dB	3 dB
Trace Mode	Max Hold	Max Hold
SweepType	Sweep	AUTO
Preamp	off	off
Stablemode	Trace	Trace
Stablevalue	0.30 dB	0.30 dB
Run	70 / max. 150	max. 150
Stable	5 / 5	5
Max Stable Difference	0.20 dB	0.30 dB

Occupied Channel Bandwidth 99% (6175 MHz; 11a (20 MHz))

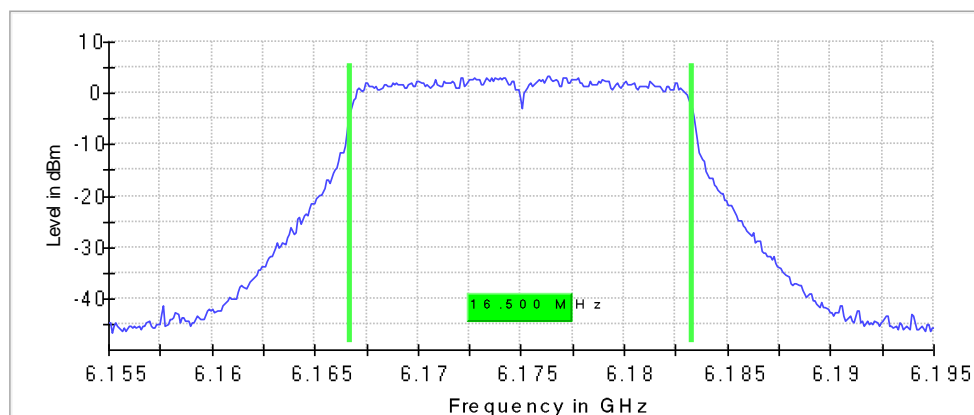
99 % Bandwidth

DUT Frequency (MHz)	Bandwidth (MHz)	Limit Min (MHz)	Limit Max (MHz)	Band Edge Left (MHz)	Limit Min BE L (MHz)
6175.000000	16.500000	---	320.000000	6166.750000	5925.000000

(continuation of the "99 % Bandwidth" table from column 6 ...)

DUT Frequency (MHz)	Band Edge Right (MHz)	Limit Max BE R (MHz)	Result
6175.000000	6183.250000	7125.000000	PASS

99 % Bandwidth



Measurement

Setting	Instrument Value	Target Value
Start Frequency	6.15500 GHz	6.15500 GHz
Stop Frequency	6.19500 GHz	6.19500 GHz
Span	40.000 MHz	40.000 MHz
RBW	200.000 kHz	>= 200.000 kHz
VBW	1.000 MHz	>= 600.000 kHz
SweepPoints	400	~ 400
Sweeptime	1.000 ms	AUTO
Reference Level	10.000 dBm	10.000 dBm
Attenuation	20.000 dB	AUTO
Detector	MaxPeak	MaxPeak
SweepCount	200	200
Filter	3 dB	3 dB
Trace Mode	Max Hold	Max Hold
Sweeptype	Sweep	AUTO
Preamp	off	off
Stablemode	Trace	Trace
Stablevalue	0.30 dB	0.30 dB
Run	35 / max. 150	max. 150
Stable	5 / 5	5
Max Stable Difference	0.15 dB	0.30 dB

Occupied Channel Bandwidth 99% (6415 MHz; 11a (20 MHz))

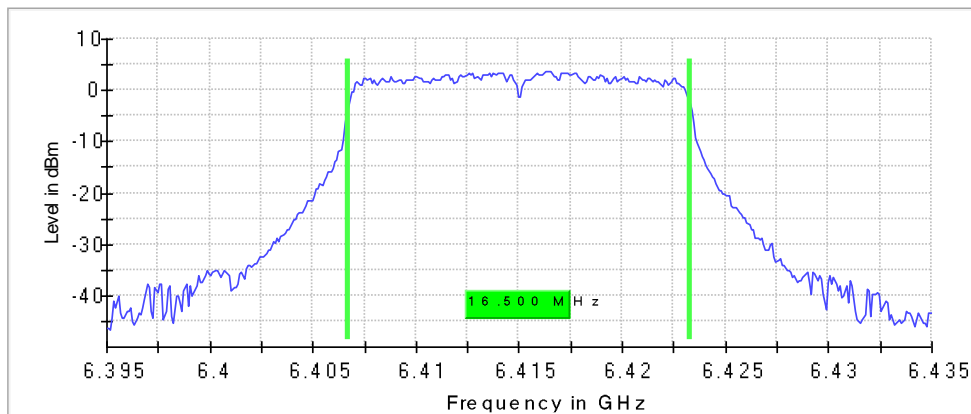
99 % Bandwidth

DUT Frequency (MHz)	Bandwidth (MHz)	Limit Min (MHz)	Limit Max (MHz)	Band Edge Left (MHz)	Limit Min BE L (MHz)
6415.000000	16.500000	---	320.000000	6406.750000	5925.000000

(continuation of the "99 % Bandwidth" table from column 6 ...)

DUT Frequency (MHz)	Band Edge Right (MHz)	Limit Max BE R (MHz)	Result
6415.000000	6423.250000	7125.000000	PASS

99 % Bandwidth



Measurement

Setting	Instrument Value	Target Value
Start Frequency	6.39500 GHz	6.39500 GHz
Stop Frequency	6.43500 GHz	6.43500 GHz
Span	40.000 MHz	40.000 MHz
RBW	200.000 kHz	>= 200.000 kHz
VBW	1.000 MHz	>= 600.000 kHz
SweepPoints	400	~ 400
Sweeptime	1.000 ms	AUTO
Reference Level	10.000 dBm	10.000 dBm
Attenuation	20.000 dB	AUTO
Detector	MaxPeak	MaxPeak
SweepCount	200	200
Filter	3 dB	3 dB
Trace Mode	Max Hold	Max Hold
Sweeptype	Sweep	AUTO
Preamp	off	off
Stablemode	Trace	Trace
Stablevalue	0.30 dB	0.30 dB
Run	56 / max. 150	max. 150
Stable	5 / 5	5
Max Stable Difference	0.00 dB	0.30 dB

Occupied Channel Bandwidth 99% (6435 MHz; 11a (20 MHz))

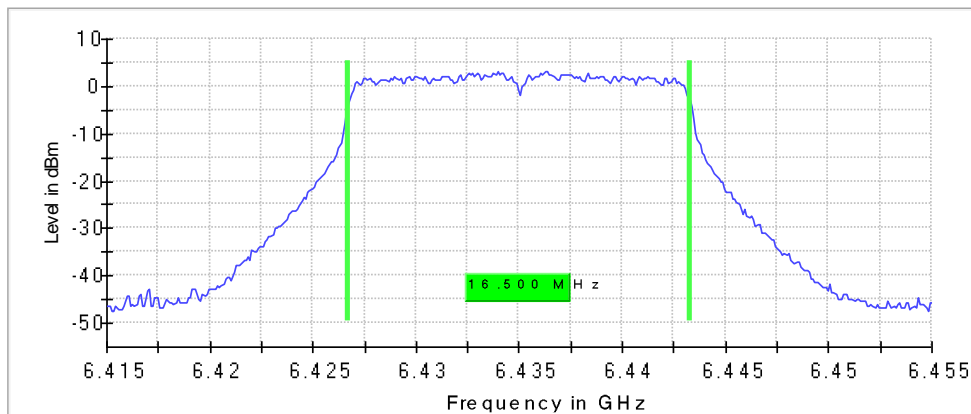
99 % Bandwidth

DUT Frequency (MHz)	Bandwidth (MHz)	Limit Min (MHz)	Limit Max (MHz)	Band Edge Left (MHz)	Limit Min BE L (MHz)
6435.000000	16.500000	---	320.000000	6426.750000	5925.000000

(continuation of the "99 % Bandwidth" table from column 6 ...)

DUT Frequency (MHz)	Band Edge Right (MHz)	Limit Max BE R (MHz)	Result
6435.000000	6443.250000	7125.000000	PASS

99 % Bandwidth



Measurement

Setting	Instrument Value	Target Value
Start Frequency	6.41500 GHz	6.41500 GHz
Stop Frequency	6.45500 GHz	6.45500 GHz
Span	40.000 MHz	40.000 MHz
RBW	200.000 kHz	>= 200.000 kHz
VBW	1.000 MHz	>= 600.000 kHz
SweepPoints	400	~ 400
Sweeptime	1.000 ms	AUTO
Reference Level	10.000 dBm	10.000 dBm
Attenuation	20.000 dB	AUTO
Detector	MaxPeak	MaxPeak
SweepCount	200	200
Filter	3 dB	3 dB
Trace Mode	Max Hold	Max Hold
Sweeptype	Sweep	AUTO
Preamp	off	off
Stablemode	Trace	Trace
Stablevalue	0.30 dB	0.30 dB
Run	69 / max. 150	max. 150
Stable	5 / 5	5
Max Stable Difference	0.04 dB	0.30 dB

Occupied Channel Bandwidth 99% (6475 MHz; 11a (20 MHz))

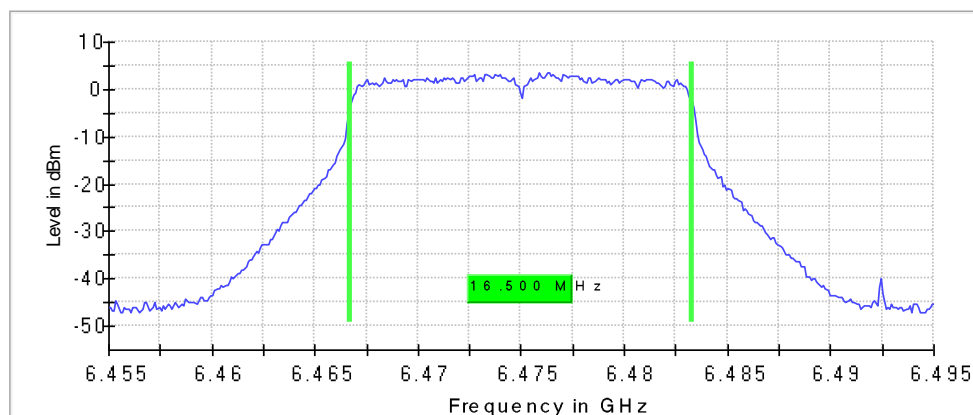
99 % Bandwidth

DUT Frequency (MHz)	Bandwidth (MHz)	Limit Min (MHz)	Limit Max (MHz)	Band Edge Left (MHz)	Limit Min BE L (MHz)
6475.000000	16.500000	---	320.000000	6466.750000	5925.000000

(continuation of the "99 % Bandwidth" table from column 6 ...)

DUT Frequency (MHz)	Band Edge Right (MHz)	Limit Max BE R (MHz)	Result
6475.000000	6483.250000	7125.000000	PASS

99 % Bandwidth



Measurement

Setting	Instrument Value	Target Value
Start Frequency	6.45500 GHz	6.45500 GHz
Stop Frequency	6.49500 GHz	6.49500 GHz
Span	40.000 MHz	40.000 MHz
RBW	200.000 kHz	>= 200.000 kHz
VBW	1.000 MHz	>= 600.000 kHz
SweepPoints	400	~ 400
Sweeptime	1.000 ms	AUTO
Reference Level	10.000 dBm	10.000 dBm
Attenuation	20.000 dB	AUTO
Detector	MaxPeak	MaxPeak
SweepCount	200	200
Filter	3 dB	3 dB
Trace Mode	Max Hold	Max Hold
Sweeptype	Sweep	AUTO
Preamp	off	off
Stablemode	Trace	Trace
Stablevalue	0.30 dB	0.30 dB
Run	79 / max. 150	max. 150
Stable	5 / 5	5
Max Stable Difference	0.08 dB	0.30 dB

Occupied Channel Bandwidth 99% (6515 MHz; 11a (20 MHz))

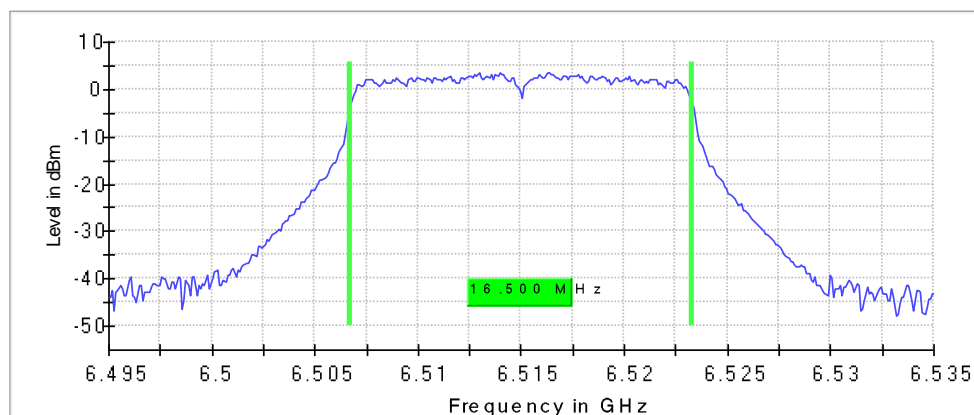
99 % Bandwidth

DUT Frequency (MHz)	Bandwidth (MHz)	Limit Min (MHz)	Limit Max (MHz)	Band Edge Left (MHz)	Limit Min BE L (MHz)
6515.000000	16.500000	---	320.000000	6506.750000	5925.000000

(continuation of the "99 % Bandwidth" table from column 6 ...)

DUT Frequency (MHz)	Band Edge Right (MHz)	Limit Max BE R (MHz)	Result
6515.000000	6523.250000	7125.000000	PASS

99 % Bandwidth



Measurement

Setting	Instrument Value	Target Value
Start Frequency	6.49500 GHz	6.49500 GHz
Stop Frequency	6.53500 GHz	6.53500 GHz
Span	40.000 MHz	40.000 MHz
RBW	200.000 kHz	>= 200.000 kHz
VBW	1.000 MHz	>= 600.000 kHz
SweepPoints	400	~ 400
Sweeptime	1.000 ms	AUTO
Reference Level	10.000 dBm	10.000 dBm
Attenuation	20.000 dB	AUTO
Detector	MaxPeak	MaxPeak
SweepCount	200	200
Filter	3 dB	3 dB
Trace Mode	Max Hold	Max Hold
Sweeptype	Sweep	AUTO
Preamp	off	off
Stablemode	Trace	Trace
Stablevalue	0.30 dB	0.30 dB
Run	84 / max. 150	max. 150
Stable	5 / 5	5
Max Stable Difference	0.09 dB	0.30 dB

Occupied Channel Bandwidth 99% (6535 MHz; 11a (20 MHz))

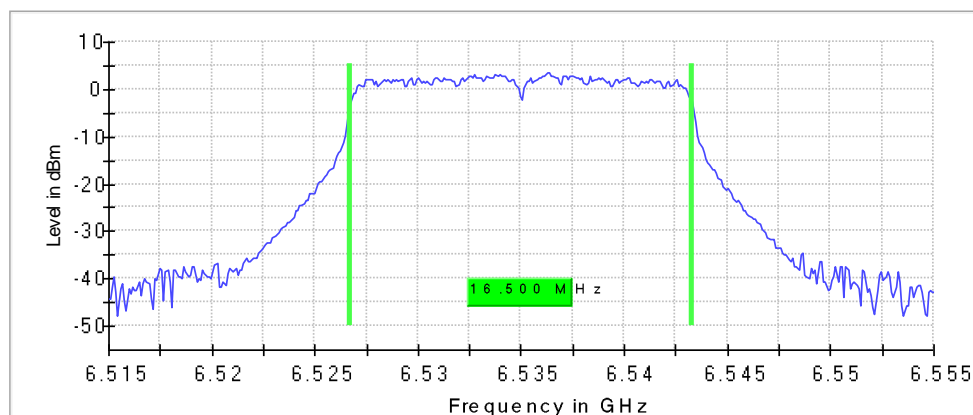
99 % Bandwidth

DUT Frequency (MHz)	Bandwidth (MHz)	Limit Min (MHz)	Limit Max (MHz)	Band Edge Left (MHz)	Limit Min BE L (MHz)
6535.000000	16.500000	---	320.000000	6526.750000	5925.000000

(continuation of the "99 % Bandwidth" table from column 6 ...)

DUT Frequency (MHz)	Band Edge Right (MHz)	Limit Max BE R (MHz)	Result
6535.000000	6543.250000	7125.000000	PASS

99 % Bandwidth



Measurement

Setting	Instrument Value	Target Value
Start Frequency	6.51500 GHz	6.51500 GHz
Stop Frequency	6.55500 GHz	6.55500 GHz
Span	40.000 MHz	40.000 MHz
RBW	200.000 kHz	>= 200.000 kHz
VBW	1.000 MHz	>= 600.000 kHz
SweepPoints	400	~ 400
Sweeptime	1.000 ms	AUTO
Reference Level	10.000 dBm	10.000 dBm
Attenuation	20.000 dB	AUTO
Detector	MaxPeak	MaxPeak
SweepCount	200	200
Filter	3 dB	3 dB
Trace Mode	Max Hold	Max Hold
Sweeptype	Sweep	AUTO
Preamp	off	off
Stablemode	Trace	Trace
Stablevalue	0.30 dB	0.30 dB
Run	45 / max. 150	max. 150
Stable	5 / 5	5
Max Stable Difference	0.14 dB	0.30 dB

Occupied Channel Bandwidth 99% (6695 MHz; 11a (20 MHz))

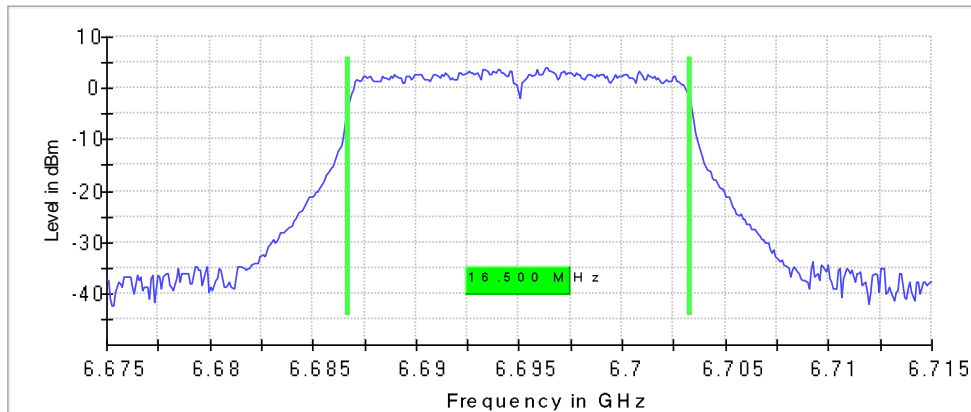
99 % Bandwidth

DUT Frequency (MHz)	Bandwidth (MHz)	Limit Min (MHz)	Limit Max (MHz)	Band Edge Left (MHz)	Limit Min BE L (MHz)
6695.000000	16.500000	---	320.000000	6686.750000	5925.000000

(continuation of the "99 % Bandwidth" table from column 6 ...)

DUT Frequency (MHz)	Band Edge Right (MHz)	Limit Max BE R (MHz)	Result
6695.000000	6703.250000	7125.000000	PASS

99 % Bandwidth



Measurement

Setting	Instrument Value	Target Value
Start Frequency	6.67500 GHz	6.67500 GHz
Stop Frequency	6.71500 GHz	6.71500 GHz
Span	40.000 MHz	40.000 MHz
RBW	200.000 kHz	>= 200.000 kHz
VBW	1.000 MHz	>= 600.000 kHz
SweepPoints	400	~ 400
Sweeptime	1.000 ms	AUTO
Reference Level	10.000 dBm	10.000 dBm
Attenuation	20.000 dB	AUTO
Detector	MaxPeak	MaxPeak
SweepCount	200	200
Filter	3 dB	3 dB
Trace Mode	Max Hold	Max Hold
Sweeptype	Sweep	AUTO
Preamp	off	off
Stablemode	Trace	Trace
Stablevalue	0.30 dB	0.30 dB
Run	58 / max. 150	max. 150
Stable	5 / 5	5
Max Stable Difference	0.29 dB	0.30 dB

Occupied Channel Bandwidth 99% (6855 MHz; 11a (20 MHz))

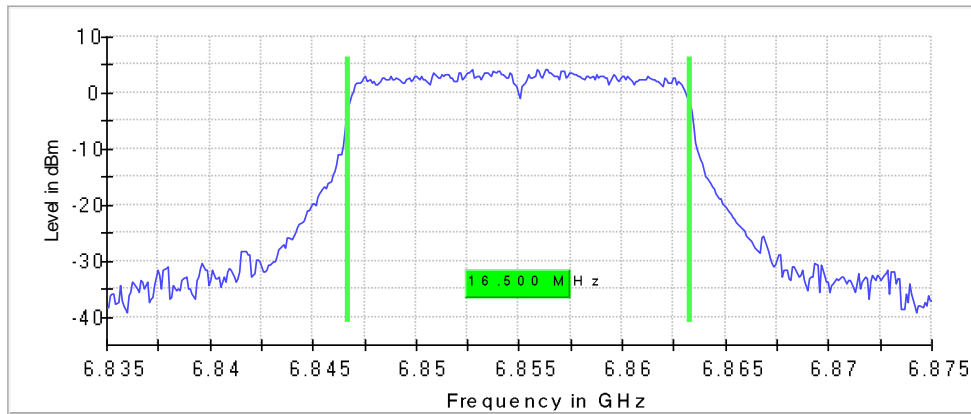
99 % Bandwidth

DUT Frequency (MHz)	Bandwidth (MHz)	Limit Min (MHz)	Limit Max (MHz)	Band Edge Left (MHz)	Limit Min BE L (MHz)
6855.000000	16.500000	---	320.000000	6846.750000	5925.000000

(continuation of the "99 % Bandwidth" table from column 6 ...)

DUT Frequency (MHz)	Band Edge Right (MHz)	Limit Max BE R (MHz)	Result
6855.000000	6863.250000	7125.000000	PASS

99 % Bandwidth



Measurement

Setting	Instrument Value	Target Value
Start Frequency	6.83500 GHz	6.83500 GHz
Stop Frequency	6.87500 GHz	6.87500 GHz
Span	40.000 MHz	40.000 MHz
RBW	200.000 kHz	>= 200.000 kHz
VBW	1.000 MHz	>= 600.000 kHz
SweepPoints	400	~ 400
Sweeptime	1.000 ms	AUTO
Reference Level	10.000 dBm	10.000 dBm
Attenuation	20.000 dB	AUTO
Detector	MaxPeak	MaxPeak
SweepCount	200	200
Filter	3 dB	3 dB
Trace Mode	Max Hold	Max Hold
Sweeptype	Sweep	AUTO
Preamp	off	off
Stablemode	Trace	Trace
Stablevalue	0.30 dB	0.30 dB
Run	56 / max. 150	max. 150
Stable	5 / 5	5
Max Stable Difference	0.19 dB	0.30 dB

Occupied Channel Bandwidth 99% (6875 MHz; 11a (20 MHz))

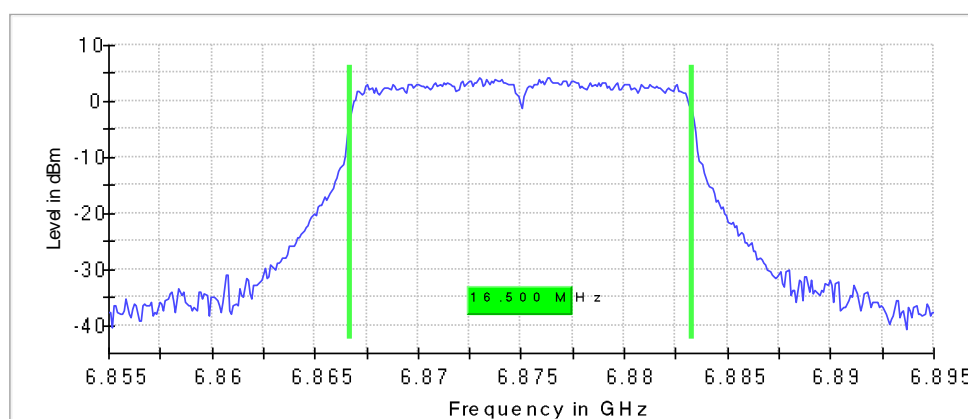
99 % Bandwidth

DUT Frequency (MHz)	Bandwidth (MHz)	Bandwidth U-NII 7 (MHz)	Bandwidth U-NII 8 (MHz)	Limit Min (MHz)	Limit Max (MHz)
6875.000000	16.500000	8.250000	8.250000	---	320.000000

(continuation of the "99 % Bandwidth" table from column 6 ...)

DUT Frequency (MHz)	Band Edge Left (MHz)	Limit Min BE L (MHz)	Band Edge Right (MHz)	Limit Max BE R (MHz)	Result
6875.000000	6866.750000	5925.000000	6883.250000	7125.000000	PASS

99 % Bandwidth



Measurement

Setting	Instrument Value	Target Value
Start Frequency	6.85500 GHz	6.85500 GHz
Stop Frequency	6.89500 GHz	6.89500 GHz
Span	40.000 MHz	40.000 MHz
RBW	200.000 kHz	>= 200.000 kHz
VBW	1.000 MHz	>= 600.000 kHz
SweepPoints	400	~ 400
SweepTime	1.000 ms	AUTO
Reference Level	10.000 dBm	10.000 dBm
Attenuation	20.000 dB	AUTO
Detector	MaxPeak	MaxPeak
SweepCount	200	200
Filter	3 dB	3 dB
Trace Mode	Max Hold	Max Hold
SweepType	Sweep	AUTO
Preamp	off	off
Stablemode	Trace	Trace
Stablevalue	0.30 dB	0.30 dB
Run	46 / max. 150	max. 150
Stable	5 / 5	5
Max Stable Difference	0.30 dB	0.30 dB

Occupied Channel Bandwidth 99% (6895 MHz; 11a (20 MHz))

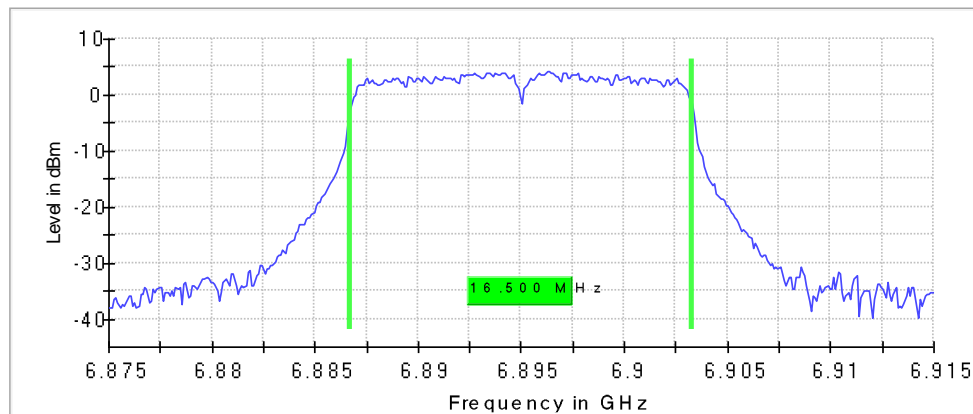
99 % Bandwidth

DUT Frequency (MHz)	Bandwidth (MHz)	Limit Min (MHz)	Limit Max (MHz)	Band Edge Left (MHz)	Limit Min BE L (MHz)
6895.000000	16.500000	---	320.000000	6886.750000	5925.000000

(continuation of the "99 % Bandwidth" table from column 6 ...)

DUT Frequency (MHz)	Band Edge Right (MHz)	Limit Max BE R (MHz)	Result
6895.000000	6903.250000	7125.000000	PASS

99 % Bandwidth



Measurement

Setting	Instrument Value	Target Value
Start Frequency	6.87500 GHz	6.87500 GHz
Stop Frequency	6.91500 GHz	6.91500 GHz
Span	40.000 MHz	40.000 MHz
RBW	200.000 kHz	>= 200.000 kHz
VBW	1.000 MHz	>= 600.000 kHz
SweepPoints	400	~ 400
Sweeptime	1.000 ms	AUTO
Reference Level	10.000 dBm	10.000 dBm
Attenuation	20.000 dB	AUTO
Detector	MaxPeak	MaxPeak
SweepCount	200	200
Filter	3 dB	3 dB
Trace Mode	Max Hold	Max Hold
Sweeptype	Sweep	AUTO
Preamp	off	off
Stablemode	Trace	Trace
Stablevalue	0.30 dB	0.30 dB
Run	78 / max. 150	max. 150
Stable	5 / 5	5
Max Stable Difference	0.11 dB	0.30 dB

Occupied Channel Bandwidth 99% (6995 MHz; 11a (20 MHz))

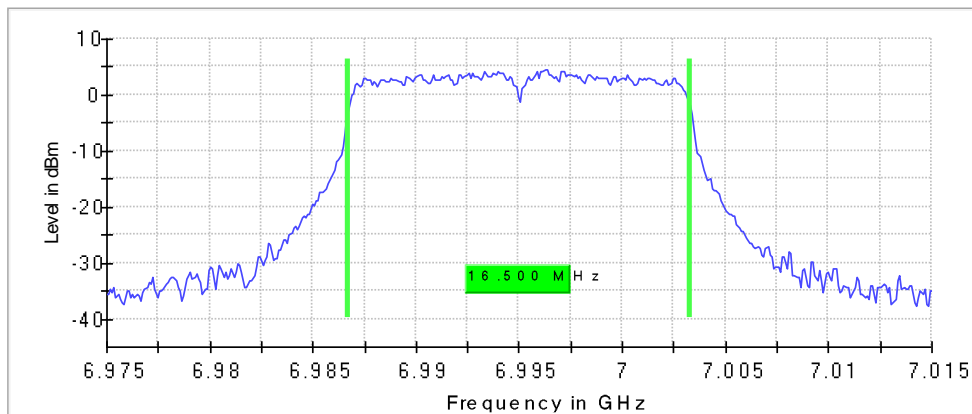
99 % Bandwidth

DUT Frequency (MHz)	Bandwidth (MHz)	Limit Min (MHz)	Limit Max (MHz)	Band Edge Left (MHz)	Limit Min BE L (MHz)
6995.000000	16.500000	---	320.000000	6986.750000	5925.000000

(continuation of the "99 % Bandwidth" table from column 6 ...)

DUT Frequency (MHz)	Band Edge Right (MHz)	Limit Max BE R (MHz)	Result
6995.000000	7003.250000	7125.000000	PASS

99 % Bandwidth



Measurement

Setting	Instrument Value	Target Value
Start Frequency	6.97500 GHz	6.97500 GHz
Stop Frequency	7.01500 GHz	7.01500 GHz
Span	40.000 MHz	40.000 MHz
RBW	200.000 kHz	>= 200.000 kHz
VBW	1.000 MHz	>= 600.000 kHz
SweepPoints	400	~ 400
Sweeptime	1.000 ms	AUTO
Reference Level	10.000 dBm	10.000 dBm
Attenuation	20.000 dB	AUTO
Detector	MaxPeak	MaxPeak
SweepCount	200	200
Filter	3 dB	3 dB
Trace Mode	Max Hold	Max Hold
Sweeptype	Sweep	AUTO
Preamp	off	off
Stablemode	Trace	Trace
Stablevalue	0.30 dB	0.30 dB
Run	53 / max. 150	max. 150
Stable	5 / 5	5
Max Stable Difference	0.00 dB	0.30 dB

Occupied Channel Bandwidth 99% (7115 MHz; 11a (20 MHz))

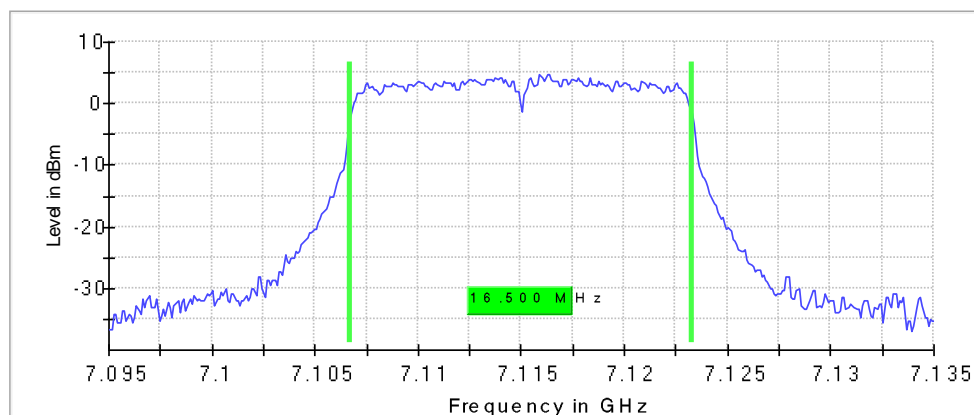
99 % Bandwidth

DUT Frequency (MHz)	Bandwidth (MHz)	Limit Min (MHz)	Limit Max (MHz)	Band Edge Left (MHz)	Limit Min BE L (MHz)
7115.000000	16.500000	---	320.000000	7106.750000	5925.000000

(continuation of the "99 % Bandwidth" table from column 6 ...)

DUT Frequency (MHz)	Band Edge Right (MHz)	Limit Max BE R (MHz)	Result
7115.000000	7123.250000	7125.000000	PASS

99 % Bandwidth



Measurement

Setting	Instrument Value	Target Value
Start Frequency	7.09500 GHz	7.09500 GHz
Stop Frequency	7.13500 GHz	7.13500 GHz
Span	40.000 MHz	40.000 MHz
RBW	200.000 kHz	>= 200.000 kHz
VBW	1.000 MHz	>= 600.000 kHz
SweepPoints	400	~ 400
Sweeptime	1.000 ms	AUTO
Reference Level	10.000 dBm	10.000 dBm
Attenuation	20.000 dB	AUTO
Detector	MaxPeak	MaxPeak
SweepCount	200	200
Filter	3 dB	3 dB
Trace Mode	Max Hold	Max Hold
Sweeptype	Sweep	AUTO
Preamp	off	off
Stablemode	Trace	Trace
Stablevalue	0.30 dB	0.30 dB
Run	35 / max. 150	max. 150
Stable	5 / 5	5
Max Stable Difference	0.00 dB	0.30 dB

Occupied Channel Bandwidth 99% (5955 MHz; 11ax20 (20 MHz))

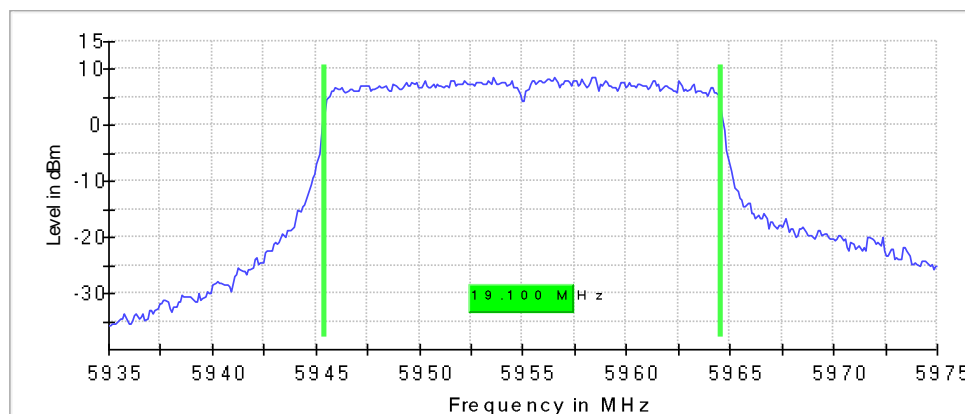
99 % Bandwidth

DUT Frequency (MHz)	Bandwidth (MHz)	Limit Min (MHz)	Limit Max (MHz)	Band Edge Left (MHz)	Limit Min BE L (MHz)
5955.000000	19.100000	---	320.000000	5945.450000	5925.000000

(continuation of the "99 % Bandwidth" table from column 6 ...)

DUT Frequency (MHz)	Band Edge Right (MHz)	Limit Max BE R (MHz)	Result
5955.000000	5964.550000	7125.000000	PASS

99 % Bandwidth



Measurement

Setting	Instrument Value	Target Value
Start Frequency	5.93500 GHz	5.93500 GHz
Stop Frequency	5.97500 GHz	5.97500 GHz
Span	40.000 MHz	40.000 MHz
RBW	200.000 kHz	>= 200.000 kHz
VBW	1.000 MHz	>= 600.000 kHz
SweepPoints	400	~ 400
Sweptime	1.000 ms	AUTO
Reference Level	10.000 dBm	10.000 dBm
Attenuation	20.000 dB	AUTO
Detector	MaxPeak	MaxPeak
SweepCount	200	200
Filter	3 dB	3 dB
Trace Mode	Max Hold	Max Hold
Sweeptype	Sweep	AUTO
Preamp	off	off
Stablemode	Trace	Trace
Stablevalue	0.30 dB	0.30 dB
Run	108 / max. 150	max. 150
Stable	5 / 5	5
Max Stable Difference	0.00 dB	0.30 dB

Occupied Channel Bandwidth 99% (6175 MHz; 11ax20 (20 MHz))

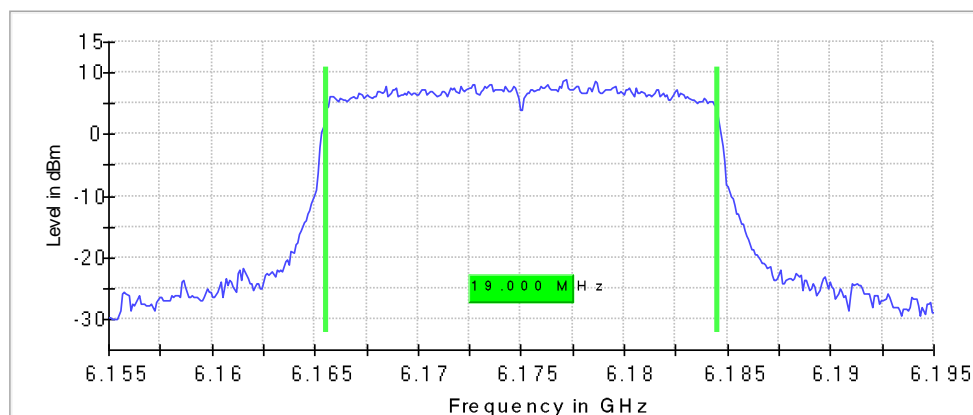
99 % Bandwidth

DUT Frequency (MHz)	Bandwidth (MHz)	Limit Min (MHz)	Limit Max (MHz)	Band Edge Left (MHz)	Limit Min BE L (MHz)
6175.000000	19.000000	---	320.000000	6165.550000	5925.000000

(continuation of the "99 % Bandwidth" table from column 6 ...)

DUT Frequency (MHz)	Band Edge Right (MHz)	Limit Max BE R (MHz)	Result
6175.000000	6184.550000	7125.000000	PASS

99 % Bandwidth



Measurement

Setting	Instrument Value	Target Value
Start Frequency	6.15500 GHz	6.15500 GHz
Stop Frequency	6.19500 GHz	6.19500 GHz
Span	40.000 MHz	40.000 MHz
RBW	200.000 kHz	>= 200.000 kHz
VBW	1.000 MHz	>= 600.000 kHz
SweepPoints	400	~ 400
Sweeptime	1.000 ms	AUTO
Reference Level	10.000 dBm	10.000 dBm
Attenuation	20.000 dB	AUTO
Detector	MaxPeak	MaxPeak
SweepCount	200	200
Filter	3 dB	3 dB
Trace Mode	Max Hold	Max Hold
Sweeptype	Sweep	AUTO
Preamp	off	off
Stablemode	Trace	Trace
Stablevalue	0.30 dB	0.30 dB
Run	123 / max. 150	max. 150
Stable	5 / 5	5
Max Stable Difference	0.00 dB	0.30 dB

Occupied Channel Bandwidth 99% (6415 MHz; 11x20 (20 MHz))

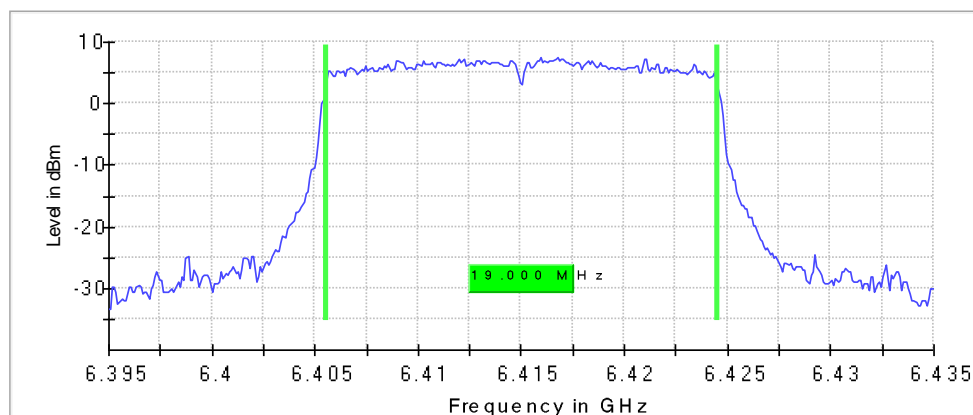
99 % Bandwidth

DUT Frequency (MHz)	Bandwidth (MHz)	Limit Min (MHz)	Limit Max (MHz)	Band Edge Left (MHz)	Limit Min BE L (MHz)
6415.000000	19.000000	---	320.000000	6405.550000	5925.000000

(continuation of the "99 % Bandwidth" table from column 6 ...)

DUT Frequency (MHz)	Band Edge Right (MHz)	Limit Max BE R (MHz)	Result
6415.000000	6424.550000	7125.000000	PASS

99 % Bandwidth



Measurement

Setting	Instrument Value	Target Value
Start Frequency	6.39500 GHz	6.39500 GHz
Stop Frequency	6.43500 GHz	6.43500 GHz
Span	40.000 MHz	40.000 MHz
RBW	200.000 kHz	>= 200.000 kHz
VBW	1.000 MHz	>= 600.000 kHz
SweepPoints	400	~ 400
Sweeptime	1.000 ms	AUTO
Reference Level	10.000 dBm	10.000 dBm
Attenuation	20.000 dB	AUTO
Detector	MaxPeak	MaxPeak
SweepCount	200	200
Filter	3 dB	3 dB
Trace Mode	Max Hold	Max Hold
Sweeptype	Sweep	AUTO
Preamp	off	off
Stablemode	Trace	Trace
Stablevalue	0.30 dB	0.30 dB
Run	107 / max. 150	max. 150
Stable	5 / 5	5
Max Stable Difference	0.00 dB	0.30 dB

Occupied Channel Bandwidth 99% (6435 MHz; 11x20 (20 MHz))

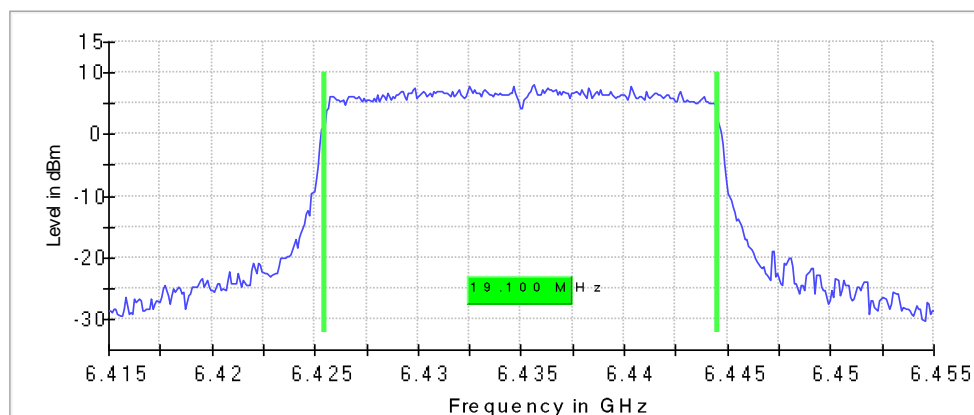
99 % Bandwidth

DUT Frequency (MHz)	Bandwidth (MHz)	Limit Min (MHz)	Limit Max (MHz)	Band Edge Left (MHz)	Limit Min BE L (MHz)
6435.000000	19.100000	---	320.000000	6425.450000	5925.000000

(continuation of the "99 % Bandwidth" table from column 6 ...)

DUT Frequency (MHz)	Band Edge Right (MHz)	Limit Max BE R (MHz)	Result
6435.000000	6444.550000	7125.000000	PASS

99 % Bandwidth



Measurement

Setting	Instrument Value	Target Value
Start Frequency	6.41500 GHz	6.41500 GHz
Stop Frequency	6.45500 GHz	6.45500 GHz
Span	40.000 MHz	40.000 MHz
RBW	200.000 kHz	>= 200.000 kHz
VBW	1.000 MHz	>= 600.000 kHz
SweepPoints	400	~ 400
Sweeptime	1.000 ms	AUTO
Reference Level	10.000 dBm	10.000 dBm
Attenuation	20.000 dB	AUTO
Detector	MaxPeak	MaxPeak
SweepCount	200	200
Filter	3 dB	3 dB
Trace Mode	Max Hold	Max Hold
Sweeptype	Sweep	AUTO
Preamp	off	off
Stablemode	Trace	Trace
Stablevalue	0.30 dB	0.30 dB
Run	68 / max. 150	max. 150
Stable	5 / 5	5
Max Stable Difference	0.00 dB	0.30 dB

Occupied Channel Bandwidth 99% (6475 MHz; 11ax20 (20 MHz))

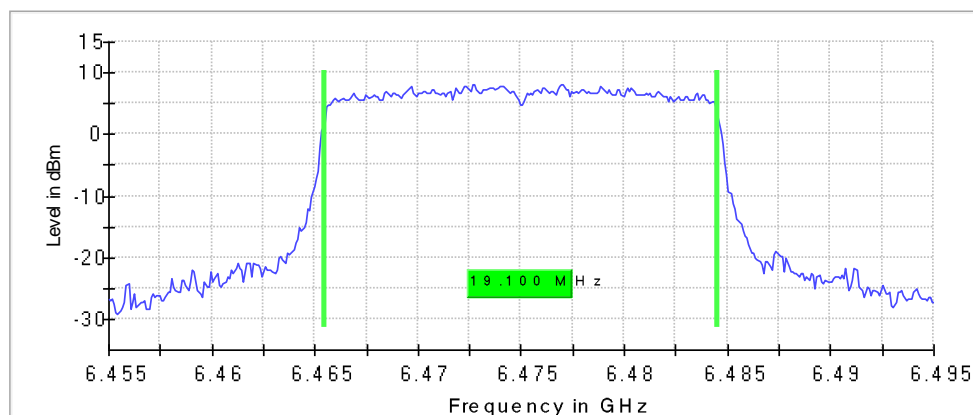
99 % Bandwidth

DUT Frequency (MHz)	Bandwidth (MHz)	Limit Min (MHz)	Limit Max (MHz)	Band Edge Left (MHz)	Limit Min BE L (MHz)
6475.000000	19.100000	---	320.000000	6465.450000	5925.000000

(continuation of the "99 % Bandwidth" table from column 6 ...)

DUT Frequency (MHz)	Band Edge Right (MHz)	Limit Max BE R (MHz)	Result
6475.000000	6484.550000	7125.000000	PASS

99 % Bandwidth



Measurement

Setting	Instrument Value	Target Value
Start Frequency	6.45500 GHz	6.45500 GHz
Stop Frequency	6.49500 GHz	6.49500 GHz
Span	40.000 MHz	40.000 MHz
RBW	200.000 kHz	>= 200.000 kHz
VBW	1.000 MHz	>= 600.000 kHz
SweepPoints	400	~ 400
Sweeptime	1.000 ms	AUTO
Reference Level	10.000 dBm	10.000 dBm
Attenuation	20.000 dB	AUTO
Detector	MaxPeak	MaxPeak
SweepCount	200	200
Filter	3 dB	3 dB
Trace Mode	Max Hold	Max Hold
Sweeptype	Sweep	AUTO
Preamp	off	off
Stablemode	Trace	Trace
Stablevalue	0.30 dB	0.30 dB
Run	112 / max. 150	max. 150
Stable	5 / 5	5
Max Stable Difference	0.07 dB	0.30 dB

Occupied Channel Bandwidth 99% (6515 MHz; 11x20 (20 MHz))

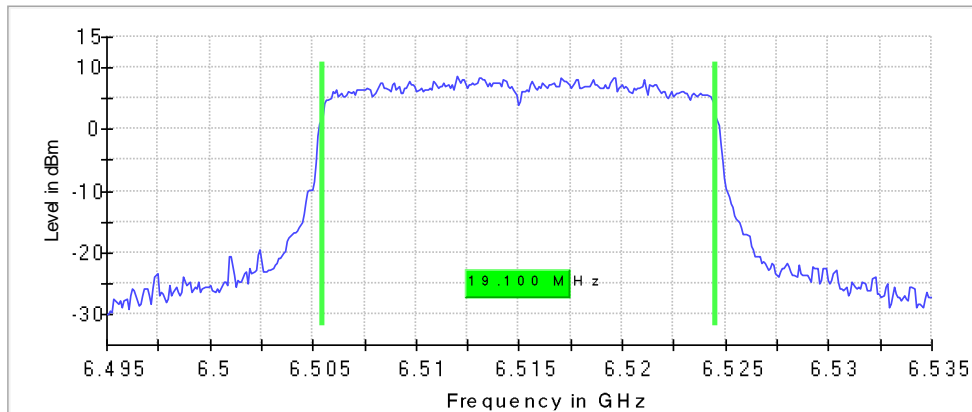
99 % Bandwidth

DUT Frequency (MHz)	Bandwidth (MHz)	Limit Min (MHz)	Limit Max (MHz)	Band Edge Left (MHz)	Limit Min BE L (MHz)
6515.000000	19.100000	---	320.000000	6505.450000	5925.000000

(continuation of the "99 % Bandwidth" table from column 6 ...)

DUT Frequency (MHz)	Band Edge Right (MHz)	Limit Max BE R (MHz)	Result
6515.000000	6524.550000	7125.000000	PASS

99 % Bandwidth



Measurement

Setting	Instrument Value	Target Value
Start Frequency	6.49500 GHz	6.49500 GHz
Stop Frequency	6.53500 GHz	6.53500 GHz
Span	40.000 MHz	40.000 MHz
RBW	200.000 kHz	>= 200.000 kHz
VBW	1.000 MHz	>= 600.000 kHz
SweepPoints	400	~ 400
Sweeptime	1.000 ms	AUTO
Reference Level	10.000 dBm	10.000 dBm
Attenuation	20.000 dB	AUTO
Detector	MaxPeak	MaxPeak
SweepCount	200	200
Filter	3 dB	3 dB
Trace Mode	Max Hold	Max Hold
Sweeptype	Sweep	AUTO
Preamp	off	off
Stablemode	Trace	Trace
Stablevalue	0.30 dB	0.30 dB
Run	91 / max. 150	max. 150
Stable	5 / 5	5
Max Stable Difference	0.14 dB	0.30 dB

Occupied Channel Bandwidth 99% (6535 MHz; 11ax20 (20 MHz))

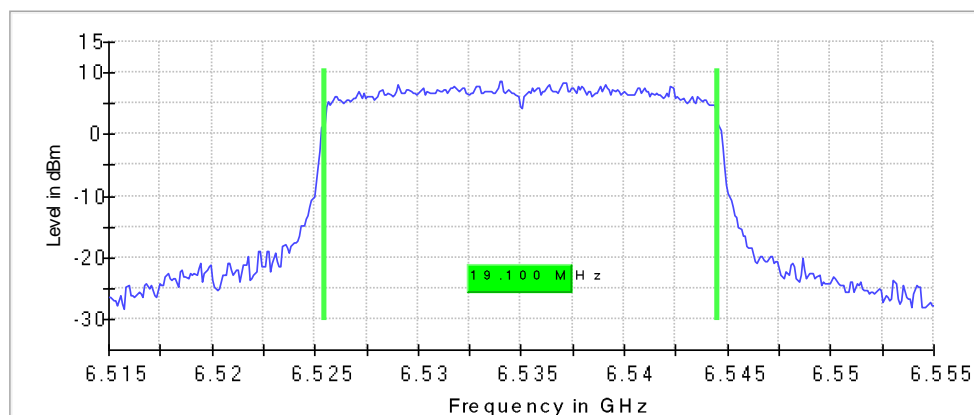
99 % Bandwidth

DUT Frequency (MHz)	Bandwidth (MHz)	Limit Min (MHz)	Limit Max (MHz)	Band Edge Left (MHz)	Limit Min BE L (MHz)
6535.000000	19.100000	---	320.000000	6525.450000	5925.000000

(continuation of the "99 % Bandwidth" table from column 6 ...)

DUT Frequency (MHz)	Band Edge Right (MHz)	Limit Max BE R (MHz)	Result
6535.000000	6544.550000	7125.000000	PASS

99 % Bandwidth



Measurement

Setting	Instrument Value	Target Value
Start Frequency	6.51500 GHz	6.51500 GHz
Stop Frequency	6.55500 GHz	6.55500 GHz
Span	40.000 MHz	40.000 MHz
RBW	200.000 kHz	>= 200.000 kHz
VBW	1.000 MHz	>= 600.000 kHz
SweepPoints	400	~ 400
Sweeptime	1.000 ms	AUTO
Reference Level	10.000 dBm	10.000 dBm
Attenuation	20.000 dB	AUTO
Detector	MaxPeak	MaxPeak
SweepCount	200	200
Filter	3 dB	3 dB
Trace Mode	Max Hold	Max Hold
Sweeptype	Sweep	AUTO
Preamp	off	off
Stablemode	Trace	Trace
Stablevalue	0.30 dB	0.30 dB
Run	121 / max. 150	max. 150
Stable	5 / 5	5
Max Stable Difference	0.00 dB	0.30 dB

Occupied Channel Bandwidth 99% (6695 MHz; 11x20 (20 MHz))

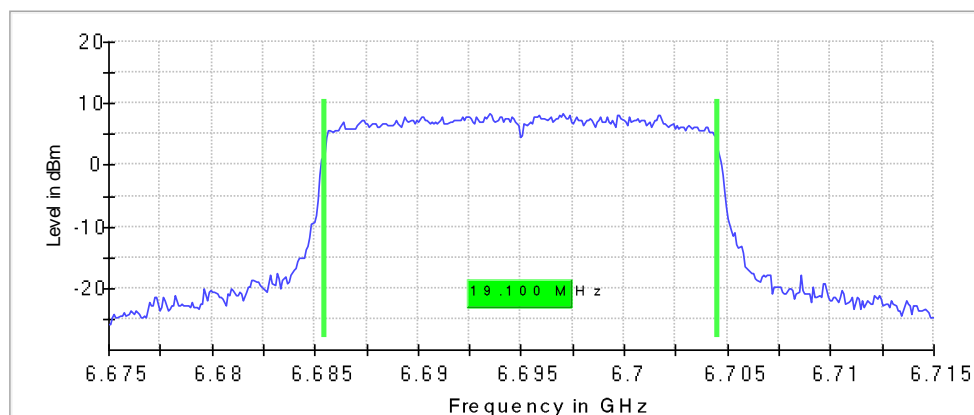
99 % Bandwidth

DUT Frequency (MHz)	Bandwidth (MHz)	Limit Min (MHz)	Limit Max (MHz)	Band Edge Left (MHz)	Limit Min BE L (MHz)
6695.000000	19.100000	---	320.000000	6685.450000	5925.000000

(continuation of the "99 % Bandwidth" table from column 6 ...)

DUT Frequency (MHz)	Band Edge Right (MHz)	Limit Max BE R (MHz)	Result
6695.000000	6704.550000	7125.000000	PASS

99 % Bandwidth



Measurement

Setting	Instrument Value	Target Value
Start Frequency	6.67500 GHz	6.67500 GHz
Stop Frequency	6.71500 GHz	6.71500 GHz
Span	40.000 MHz	40.000 MHz
RBW	200.000 kHz	>= 200.000 kHz
VBW	1.000 MHz	>= 600.000 kHz
SweepPoints	400	~ 400
Sweeptime	1.000 ms	AUTO
Reference Level	10.000 dBm	10.000 dBm
Attenuation	20.000 dB	AUTO
Detector	MaxPeak	MaxPeak
SweepCount	200	200
Filter	3 dB	3 dB
Trace Mode	Max Hold	Max Hold
Sweeptype	Sweep	AUTO
Preamp	off	off
Stablemode	Trace	Trace
Stablevalue	0.30 dB	0.30 dB
Run	109 / max. 150	max. 150
Stable	5 / 5	5
Max Stable Difference	0.00 dB	0.30 dB

Occupied Channel Bandwidth 99% (6855 MHz; 11x20 (20 MHz))

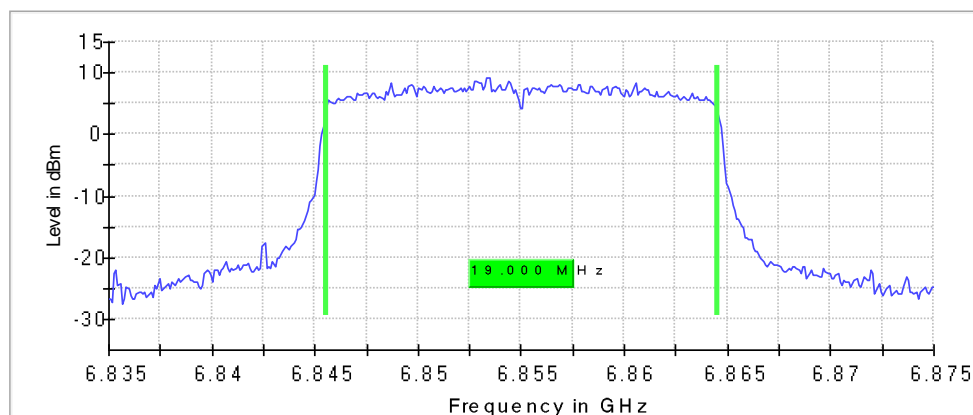
99 % Bandwidth

DUT Frequency (MHz)	Bandwidth (MHz)	Limit Min (MHz)	Limit Max (MHz)	Band Edge Left (MHz)	Limit Min BE L (MHz)
6855.000000	19.000000	---	320.000000	6845.550000	5925.000000

(continuation of the "99 % Bandwidth" table from column 6 ...)

DUT Frequency (MHz)	Band Edge Right (MHz)	Limit Max BE R (MHz)	Result
6855.000000	6864.550000	7125.000000	PASS

99 % Bandwidth



Measurement

Setting	Instrument Value	Target Value
Start Frequency	6.83500 GHz	6.83500 GHz
Stop Frequency	6.87500 GHz	6.87500 GHz
Span	40.000 MHz	40.000 MHz
RBW	200.000 kHz	>= 200.000 kHz
VBW	1.000 MHz	>= 600.000 kHz
SweepPoints	400	~ 400
Sweeptime	1.000 ms	AUTO
Reference Level	10.000 dBm	10.000 dBm
Attenuation	20.000 dB	AUTO
Detector	MaxPeak	MaxPeak
SweepCount	200	200
Filter	3 dB	3 dB
Trace Mode	Max Hold	Max Hold
Sweeptype	Sweep	AUTO
Preamp	off	off
Stablemode	Trace	Trace
Stablevalue	0.30 dB	0.30 dB
Run	89 / max. 150	max. 150
Stable	5 / 5	5
Max Stable Difference	0.00 dB	0.30 dB

Occupied Channel Bandwidth 99% (6875 MHz; 11x20 (20 MHz))

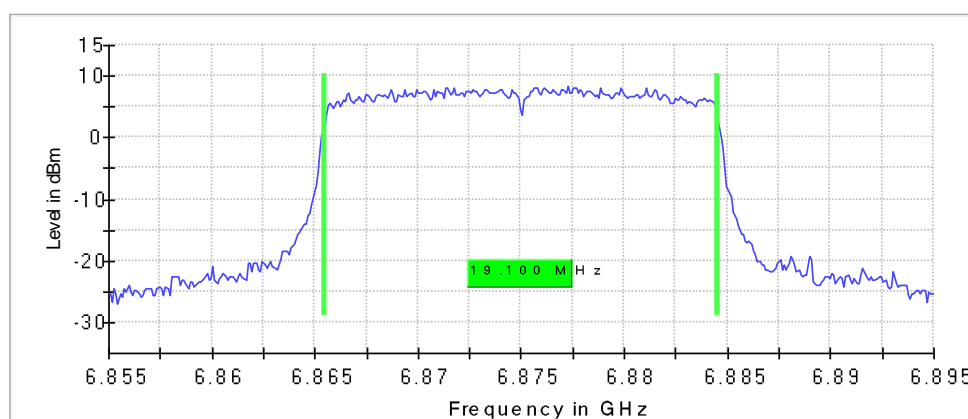
99 % Bandwidth

DUT Frequency (MHz)	Bandwidth (MHz)	Bandwidth U-NII 7 (MHz)	Bandwidth U-NII 8 (MHz)	Limit Min (MHz)	Limit Max (MHz)
6875.000000	19.100000	9.550000	9.550000	---	320.000000

(continuation of the "99 % Bandwidth" table from column 6 ...)

DUT Frequency (MHz)	Band Edge Left (MHz)	Limit Min BE L (MHz)	Band Edge Right (MHz)	Limit Max BE R (MHz)	Result
6875.000000	6865.450000	5925.000000	6884.550000	7125.000000	PASS

99 % Bandwidth



Measurement

Setting	Instrument Value	Target Value
Start Frequency	6.85500 GHz	6.85500 GHz
Stop Frequency	6.89500 GHz	6.89500 GHz
Span	40.000 MHz	40.000 MHz
RBW	200.000 kHz	>= 200.000 kHz
VBW	1.000 MHz	>= 600.000 kHz
SweepPoints	400	~ 400
SweepTime	1.000 ms	AUTO
Reference Level	10.000 dBm	10.000 dBm
Attenuation	20.000 dB	AUTO
Detector	MaxPeak	MaxPeak
SweepCount	200	200
Filter	3 dB	3 dB
Trace Mode	Max Hold	Max Hold
Sweeptype	Sweep	AUTO
Preamp	off	off
Stablemode	Trace	Trace
Stablevalue	0.30 dB	0.30 dB
Run	127 / max. 150	max. 150
Stable	5 / 5	5
Max Stable Difference	0.00 dB	0.30 dB

Occupied Channel Bandwidth 99% (6895 MHz; 11x20 (20 MHz))

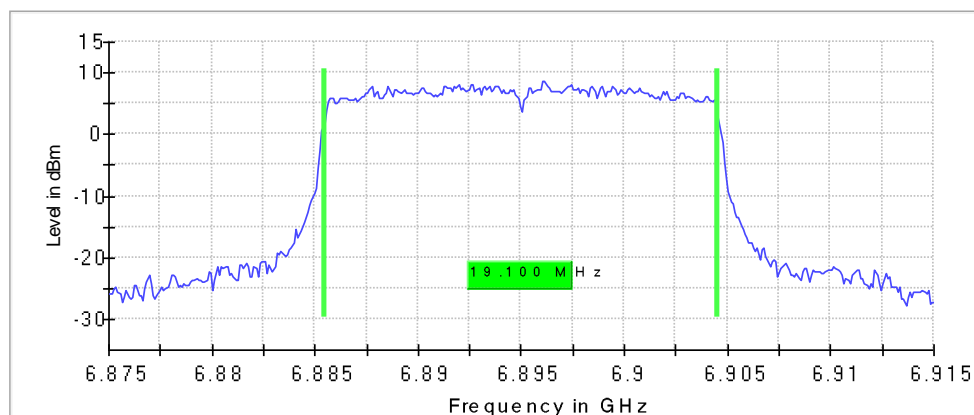
99 % Bandwidth

DUT Frequency (MHz)	Bandwidth (MHz)	Limit Min (MHz)	Limit Max (MHz)	Band Edge Left (MHz)	Limit Min BE L (MHz)
6895.000000	19.100000	---	320.000000	6885.450000	5925.000000

(continuation of the "99 % Bandwidth" table from column 6 ...)

DUT Frequency (MHz)	Band Edge Right (MHz)	Limit Max BE R (MHz)	Result
6895.000000	6904.550000	7125.000000	PASS

99 % Bandwidth



Measurement

Setting	Instrument Value	Target Value
Start Frequency	6.87500 GHz	6.87500 GHz
Stop Frequency	6.91500 GHz	6.91500 GHz
Span	40.000 MHz	40.000 MHz
RBW	200.000 kHz	>= 200.000 kHz
VBW	1.000 MHz	>= 600.000 kHz
SweepPoints	400	~ 400
Sweeptime	1.000 ms	AUTO
Reference Level	10.000 dBm	10.000 dBm
Attenuation	20.000 dB	AUTO
Detector	MaxPeak	MaxPeak
SweepCount	200	200
Filter	3 dB	3 dB
Trace Mode	Max Hold	Max Hold
Sweeptype	Sweep	AUTO
Preamp	off	off
Stablemode	Trace	Trace
Stablevalue	0.30 dB	0.30 dB
Run	89 / max. 150	max. 150
Stable	5 / 5	5
Max Stable Difference	0.00 dB	0.30 dB

Occupied Channel Bandwidth 99% (6995 MHz; 11x20 (20 MHz))

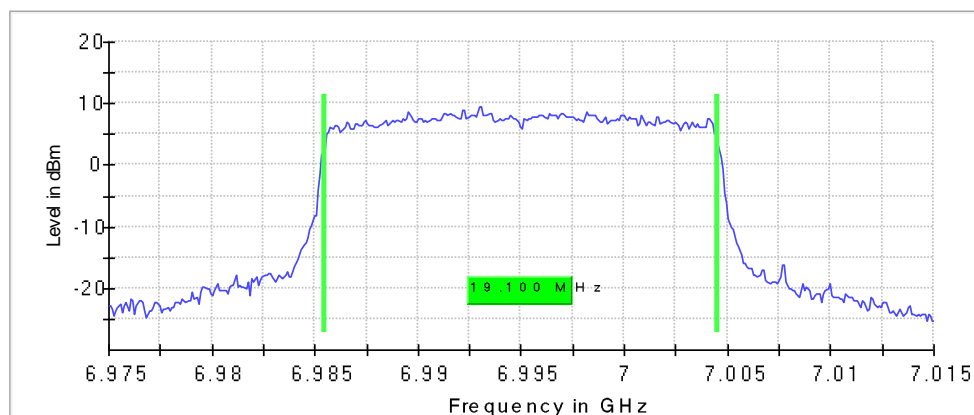
99 % Bandwidth

DUT Frequency (MHz)	Bandwidth (MHz)	Limit Min (MHz)	Limit Max (MHz)	Band Edge Left (MHz)	Limit Min BE L (MHz)
6995.000000	19.100000	---	320.000000	6985.450000	5925.000000

(continuation of the "99 % Bandwidth" table from column 6 ...)

DUT Frequency (MHz)	Band Edge Right (MHz)	Limit Max BE R (MHz)	Result
6995.000000	7004.550000	7125.000000	PASS

99 % Bandwidth



Measurement

Setting	Instrument Value	Target Value
Start Frequency	6.97500 GHz	6.97500 GHz
Stop Frequency	7.01500 GHz	7.01500 GHz
Span	40.000 MHz	40.000 MHz
RBW	200.000 kHz	>= 200.000 kHz
VBW	1.000 MHz	>= 600.000 kHz
SweepPoints	400	~ 400
Sweeptime	1.000 ms	AUTO
Reference Level	10.000 dBm	10.000 dBm
Attenuation	20.000 dB	AUTO
Detector	MaxPeak	MaxPeak
SweepCount	200	200
Filter	3 dB	3 dB
Trace Mode	Max Hold	Max Hold
Sweeptype	Sweep	AUTO
Preamp	off	off
Stablemode	Trace	Trace
Stablevalue	0.30 dB	0.30 dB
Run	120 / max. 150	max. 150
Stable	5 / 5	5
Max Stable Difference	0.00 dB	0.30 dB

Occupied Channel Bandwidth 99% (7115 MHz; 11x20 (20 MHz))

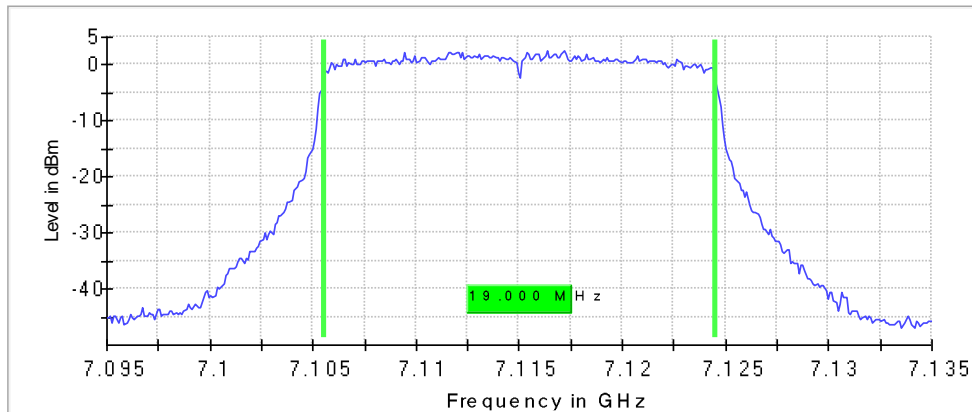
99 % Bandwidth

DUT Frequency (MHz)	Bandwidth (MHz)	Limit Min (MHz)	Limit Max (MHz)	Band Edge Left (MHz)	Limit Min BE L (MHz)
7115.000000	19.000000	---	320.000000	7105.550000	5925.000000

(continuation of the "99 % Bandwidth" table from column 6 ...)

DUT Frequency (MHz)	Band Edge Right (MHz)	Limit Max BE R (MHz)	Result
7115.000000	7124.550000	7125.000000	PASS

99 % Bandwidth



Measurement

Setting	Instrument Value	Target Value
Start Frequency	7.09500 GHz	7.09500 GHz
Stop Frequency	7.13500 GHz	7.13500 GHz
Span	40.000 MHz	40.000 MHz
RBW	200.000 kHz	>= 200.000 kHz
VBW	1.000 MHz	>= 600.000 kHz
SweepPoints	400	~ 400
Sweeptime	1.000 ms	AUTO
Reference Level	10.000 dBm	10.000 dBm
Attenuation	20.000 dB	AUTO
Detector	MaxPeak	MaxPeak
SweepCount	200	200
Filter	3 dB	3 dB
Trace Mode	Max Hold	Max Hold
Sweeptype	Sweep	AUTO
Preamp	off	off
Stablemode	Trace	Trace
Stablevalue	0.30 dB	0.30 dB
Run	90 / max. 150	max. 150
Stable	5 / 5	5
Max Stable Difference	0.00 dB	0.30 dB

Occupied Channel Bandwidth 99% (5965 MHz; 11ax40 (40 MHz))

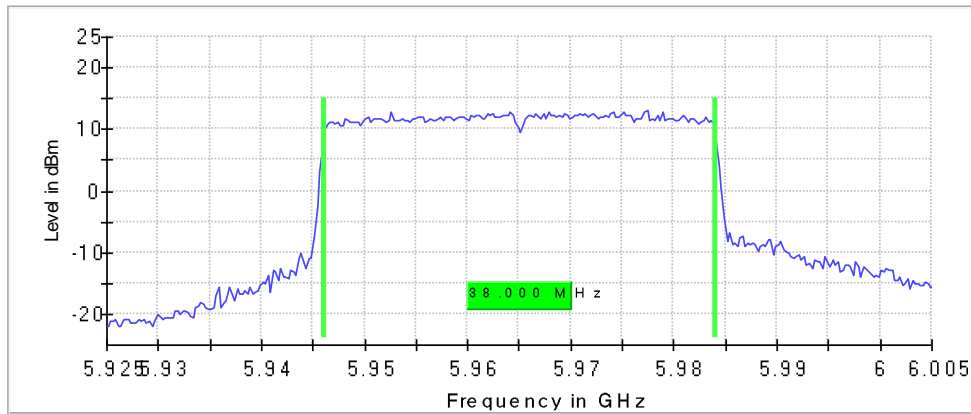
99 % Bandwidth

DUT Frequency (MHz)	Bandwidth (MHz)	Limit Min (MHz)	Limit Max (MHz)	Band Edge Left (MHz)	Limit Min BE L (MHz)
5965.000000	38.000000	---	320.000000	5946.125000	5925.000000

(continuation of the "99 % Bandwidth" table from column 6 ...)

DUT Frequency (MHz)	Band Edge Right (MHz)	Limit Max BE R (MHz)	Result
5965.000000	5984.125000	7125.000000	PASS

99 % Bandwidth



Measurement

Setting	Instrument Value	Target Value
Start Frequency	5.92500 GHz	5.92500 GHz
Stop Frequency	6.00500 GHz	6.00500 GHz
Span	80.000 MHz	80.000 MHz
RBW	500.000 kHz	>= 400.000 kHz
VBW	2.000 MHz	>= 1.500 MHz
SweepPoints	320	~ 320
Sweeptime	1.000 ms	AUTO
Reference Level	10.000 dBm	10.000 dBm
Attenuation	20.000 dB	AUTO
Detector	MaxPeak	MaxPeak
SweepCount	200	200
Filter	3 dB	3 dB
Trace Mode	Max Hold	Max Hold
Sweeptype	Sweep	AUTO
Preamp	off	off
Stablemode	Trace	Trace
Stablevalue	0.30 dB	0.30 dB
Run	133 / max. 150	max. 150
Stable	5 / 5	5
Max Stable Difference	0.00 dB	0.30 dB

Occupied Channel Bandwidth 99% (6165 MHz; 11ax40 (40 MHz))

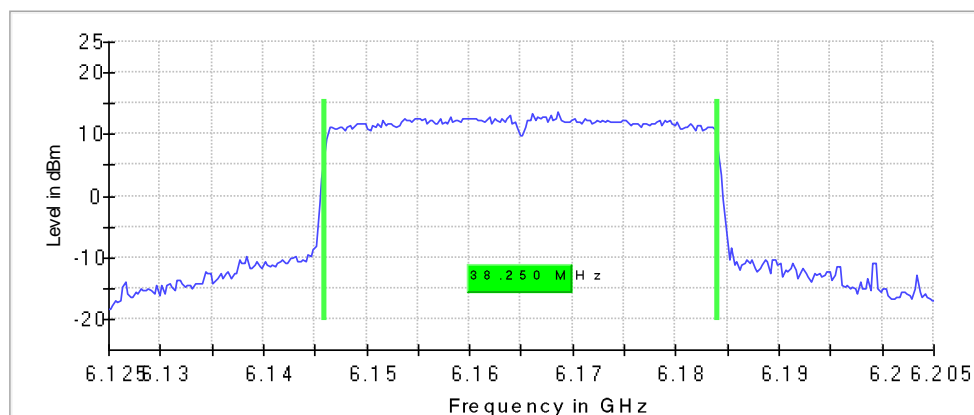
99 % Bandwidth

DUT Frequency (MHz)	Bandwidth (MHz)	Limit Min (MHz)	Limit Max (MHz)	Band Edge Left (MHz)	Limit Min BE L (MHz)
6165.000000	38.250000	---	320.000000	6145.875000	5925.000000

(continuation of the "99 % Bandwidth" table from column 6 ...)

DUT Frequency (MHz)	Band Edge Right (MHz)	Limit Max BE R (MHz)	Result
6165.000000	6184.125000	7125.000000	PASS

99 % Bandwidth



Measurement

Setting	Instrument Value	Target Value
Start Frequency	6.12500 GHz	6.12500 GHz
Stop Frequency	6.20500 GHz	6.20500 GHz
Span	80.000 MHz	80.000 MHz
RBW	500.000 kHz	>= 400.000 kHz
VBW	2.000 MHz	>= 1.500 MHz
SweepPoints	320	~ 320
Sweeptime	1.000 ms	AUTO
Reference Level	10.000 dBm	10.000 dBm
Attenuation	20.000 dB	AUTO
Detector	MaxPeak	MaxPeak
SweepCount	200	200
Filter	3 dB	3 dB
Trace Mode	Max Hold	Max Hold
Sweeptype	Sweep	AUTO
Preamp	off	off
Stablemode	Trace	Trace
Stablevalue	0.30 dB	0.30 dB
Run	106 / max. 150	max. 150
Stable	5 / 5	5
Max Stable Difference	0.00 dB	0.30 dB

Occupied Channel Bandwidth 99% (6405 MHz; 11ax40 (40 MHz))

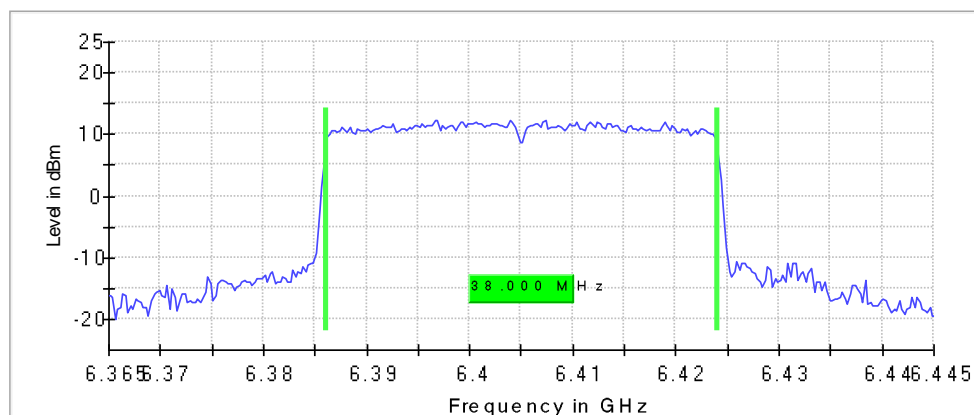
99 % Bandwidth

DUT Frequency (MHz)	Bandwidth (MHz)	Limit Min (MHz)	Limit Max (MHz)	Band Edge Left (MHz)	Limit Min BE L (MHz)
6405.000000	38.000000	---	320.000000	6386.125000	5925.000000

(continuation of the "99 % Bandwidth" table from column 6 ...)

DUT Frequency (MHz)	Band Edge Right (MHz)	Limit Max BE R (MHz)	Result
6405.000000	6424.125000	7125.000000	PASS

99 % Bandwidth



Measurement

Setting	Instrument Value	Target Value
Start Frequency	6.36500 GHz	6.36500 GHz
Stop Frequency	6.44500 GHz	6.44500 GHz
Span	80.000 MHz	80.000 MHz
RBW	500.000 kHz	>= 400.000 kHz
VBW	2.000 MHz	>= 1.500 MHz
SweepPoints	320	~ 320
Sweeptime	1.000 ms	AUTO
Reference Level	10.000 dBm	10.000 dBm
Attenuation	20.000 dB	AUTO
Detector	MaxPeak	MaxPeak
SweepCount	200	200
Filter	3 dB	3 dB
Trace Mode	Max Hold	Max Hold
Sweeptype	Sweep	AUTO
Preamp	off	off
Stablemode	Trace	Trace
Stablevalue	0.30 dB	0.30 dB
Run	94 / max. 150	max. 150
Stable	5 / 5	5
Max Stable Difference	0.10 dB	0.30 dB

Occupied Channel Bandwidth 99% (6445 MHz; 11x40 (40 MHz))

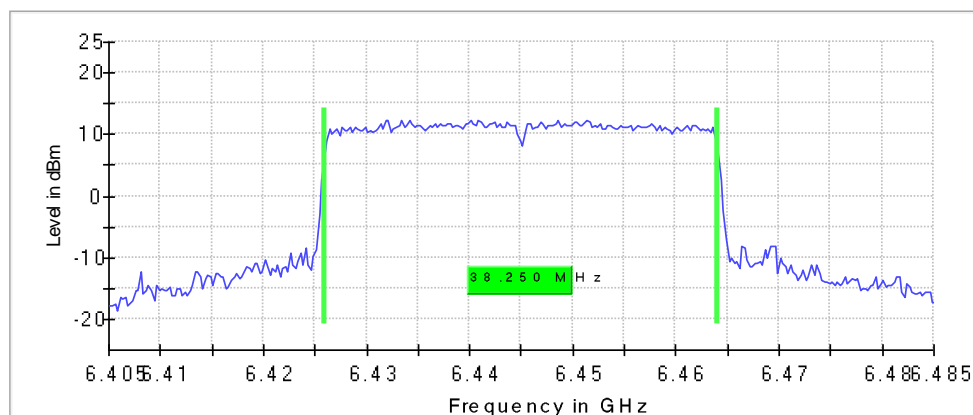
99 % Bandwidth

DUT Frequency (MHz)	Bandwidth (MHz)	Limit Min (MHz)	Limit Max (MHz)	Band Edge Left (MHz)	Limit Min BE L (MHz)
6445.000000	38.250000	---	320.000000	6425.875000	5925.000000

(continuation of the "99 % Bandwidth" table from column 6 ...)

DUT Frequency (MHz)	Band Edge Right (MHz)	Limit Max BE R (MHz)	Result
6445.000000	6464.125000	7125.000000	PASS

99 % Bandwidth



Measurement

Setting	Instrument Value	Target Value
Start Frequency	6.40500 GHz	6.40500 GHz
Stop Frequency	6.48500 GHz	6.48500 GHz
Span	80.000 MHz	80.000 MHz
RBW	500.000 kHz	>= 400.000 kHz
VBW	2.000 MHz	>= 1.500 MHz
SweepPoints	320	~ 320
Sweeptime	1.000 ms	AUTO
Reference Level	10.000 dBm	10.000 dBm
Attenuation	20.000 dB	AUTO
Detector	MaxPeak	MaxPeak
SweepCount	200	200
Filter	3 dB	3 dB
Trace Mode	Max Hold	Max Hold
Sweeptype	Sweep	AUTO
Preamp	off	off
Stablemode	Trace	Trace
Stablevalue	0.30 dB	0.30 dB
Run	68 / max. 150	max. 150
Stable	5 / 5	5
Max Stable Difference	0.00 dB	0.30 dB

Occupied Channel Bandwidth 99% (6485 MHz; 11ax40 (40 MHz))

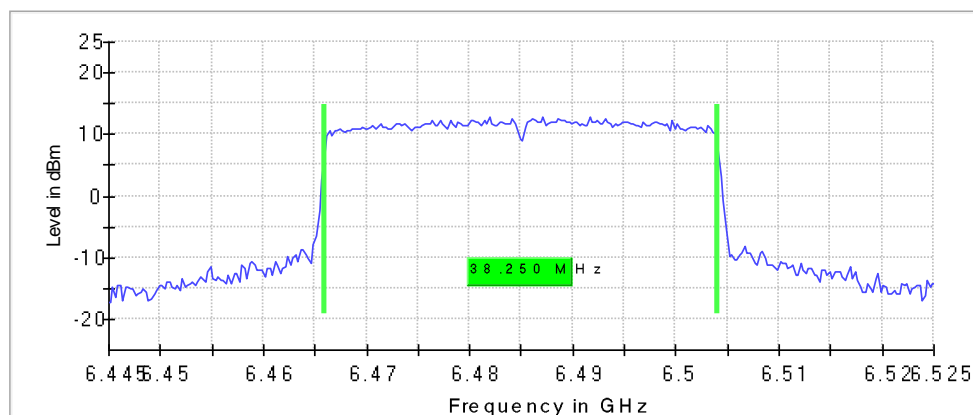
99 % Bandwidth

DUT Frequency (MHz)	Bandwidth (MHz)	Limit Min (MHz)	Limit Max (MHz)	Band Edge Left (MHz)	Limit Min BE L (MHz)
6485.000000	38.250000	---	320.000000	6465.875000	5925.000000

(continuation of the "99 % Bandwidth" table from column 6 ...)

DUT Frequency (MHz)	Band Edge Right (MHz)	Limit Max BE R (MHz)	Result
6485.000000	6504.125000	7125.000000	PASS

99 % Bandwidth



Measurement

Setting	Instrument Value	Target Value
Start Frequency	6.44500 GHz	6.44500 GHz
Stop Frequency	6.52500 GHz	6.52500 GHz
Span	80.000 MHz	80.000 MHz
RBW	500.000 kHz	>= 400.000 kHz
VBW	2.000 MHz	>= 1.500 MHz
SweepPoints	320	~ 320
Sweeptime	1.000 ms	AUTO
Reference Level	10.000 dBm	10.000 dBm
Attenuation	20.000 dB	AUTO
Detector	MaxPeak	MaxPeak
SweepCount	200	200
Filter	3 dB	3 dB
Trace Mode	Max Hold	Max Hold
Sweeptype	Sweep	AUTO
Preamp	off	off
Stablemode	Trace	Trace
Stablevalue	0.30 dB	0.30 dB
Run	98 / max. 150	max. 150
Stable	5 / 5	5
Max Stable Difference	0.07 dB	0.30 dB

Occupied Channel Bandwidth 99% (6525 MHz; 11x40 (40 MHz))

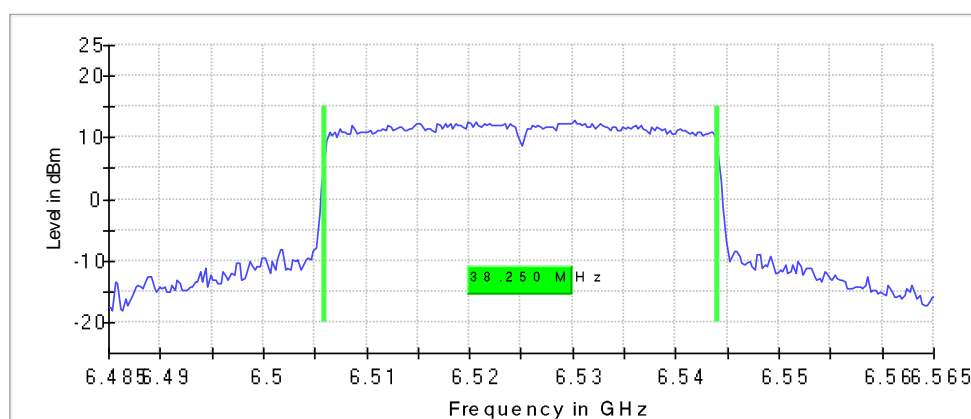
99 % Bandwidth

DUT Frequency (MHz)	Bandwidth (MHz)	Bandwidth U-NII 6 (MHz)	Bandwidth U-NII 7 (MHz)	Limit Min (MHz)	Limit Max (MHz)
6525.000000	38.250000	19.125000	19.125000	---	320.000000

(continuation of the "99 % Bandwidth" table from column 6 ...)

DUT Frequency (MHz)	Band Edge Left (MHz)	Limit Min BE L (MHz)	Band Edge Right (MHz)	Limit Max BE R (MHz)	Result
6525.000000	6505.875000	5925.000000	6544.125000	7125.000000	PASS

99 % Bandwidth



Measurement

Setting	Instrument Value	Target Value
Start Frequency	6.48500 GHz	6.48500 GHz
Stop Frequency	6.56500 GHz	6.56500 GHz
Span	80.000 MHz	80.000 MHz
RBW	500.000 kHz	>= 400.000 kHz
VBW	2.000 MHz	>= 1.500 MHz
SweepPoints	320	~ 320
SweepTime	1.000 ms	AUTO
Reference Level	10.000 dBm	10.000 dBm
Attenuation	20.000 dB	AUTO
Detector	MaxPeak	MaxPeak
SweepCount	200	200
Filter	3 dB	3 dB
Trace Mode	Max Hold	Max Hold
SweepType	Sweep	AUTO
Preamp	off	off
Stablemode	Trace	Trace
Stablevalue	0.30 dB	0.30 dB
Run	90 / max. 150	max. 150
Stable	5 / 5	5
Max Stable Difference	0.23 dB	0.30 dB

Occupied Channel Bandwidth 99% (6565 MHz; 11ax40 (40 MHz))

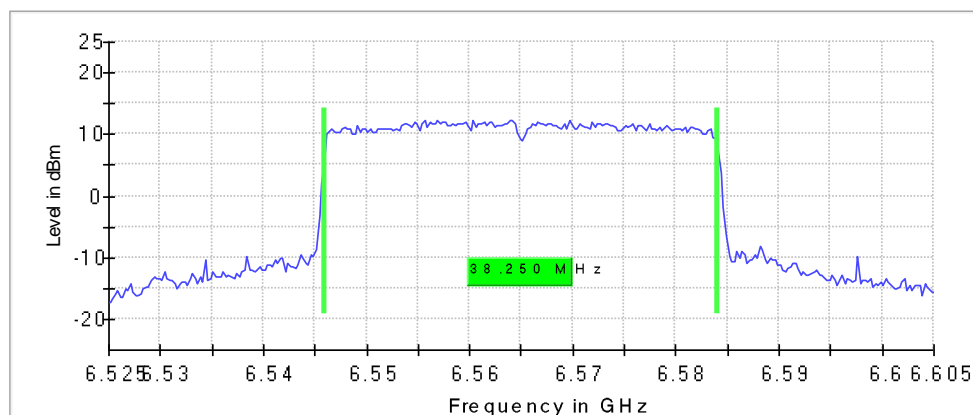
99 % Bandwidth

DUT Frequency (MHz)	Bandwidth (MHz)	Limit Min (MHz)	Limit Max (MHz)	Band Edge Left (MHz)	Limit Min BE L (MHz)
6565.000000	38.250000	---	320.000000	6545.875000	5925.000000

(continuation of the "99 % Bandwidth" table from column 6 ...)

DUT Frequency (MHz)	Band Edge Right (MHz)	Limit Max BE R (MHz)	Result
6565.000000	6584.125000	7125.000000	PASS

99 % Bandwidth



Measurement

Setting	Instrument Value	Target Value
Start Frequency	6.52500 GHz	6.52500 GHz
Stop Frequency	6.60500 GHz	6.60500 GHz
Span	80.000 MHz	80.000 MHz
RBW	500.000 kHz	>= 400.000 kHz
VBW	2.000 MHz	>= 1.500 MHz
SweepPoints	320	~ 320
Sweeptime	1.000 ms	AUTO
Reference Level	10.000 dBm	10.000 dBm
Attenuation	20.000 dB	AUTO
Detector	MaxPeak	MaxPeak
SweepCount	200	200
Filter	3 dB	3 dB
Trace Mode	Max Hold	Max Hold
Sweeptype	Sweep	AUTO
Preamp	off	off
Stablemode	Trace	Trace
Stablevalue	0.30 dB	0.30 dB
Run	64 / max. 150	max. 150
Stable	5 / 5	5
Max Stable Difference	0.22 dB	0.30 dB

Occupied Channel Bandwidth 99% (6685 MHz; 11ax40 (40 MHz))

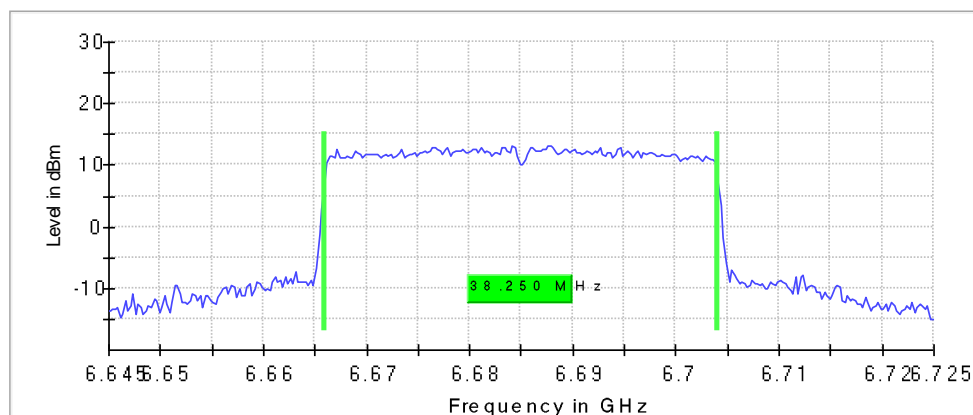
99 % Bandwidth

DUT Frequency (MHz)	Bandwidth (MHz)	Limit Min (MHz)	Limit Max (MHz)	Band Edge Left (MHz)	Limit Min BE L (MHz)
6685.000000	38.250000	---	320.000000	6665.875000	5925.000000

(continuation of the "99 % Bandwidth" table from column 6 ...)

DUT Frequency (MHz)	Band Edge Right (MHz)	Limit Max BE R (MHz)	Result
6685.000000	6704.125000	7125.000000	PASS

99 % Bandwidth



Measurement

Setting	Instrument Value	Target Value
Start Frequency	6.64500 GHz	6.64500 GHz
Stop Frequency	6.72500 GHz	6.72500 GHz
Span	80.000 MHz	80.000 MHz
RBW	500.000 kHz	>= 400.000 kHz
VBW	2.000 MHz	>= 1.500 MHz
SweepPoints	320	~ 320
Sweeptime	1.000 ms	AUTO
Reference Level	10.000 dBm	10.000 dBm
Attenuation	20.000 dB	AUTO
Detector	MaxPeak	MaxPeak
SweepCount	200	200
Filter	3 dB	3 dB
Trace Mode	Max Hold	Max Hold
Sweeptype	Sweep	AUTO
Preamp	off	off
Stablemode	Trace	Trace
Stablevalue	0.30 dB	0.30 dB
Run	112 / max. 150	max. 150
Stable	5 / 5	5
Max Stable Difference	0.00 dB	0.30 dB

Occupied Channel Bandwidth 99% (6845 MHz; 11ax40 (40 MHz))

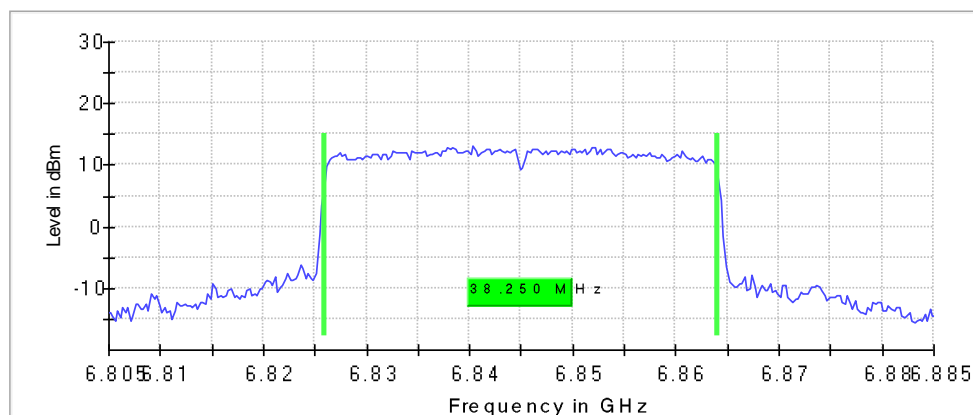
99 % Bandwidth

DUT Frequency (MHz)	Bandwidth (MHz)	Limit Min (MHz)	Limit Max (MHz)	Band Edge Left (MHz)	Limit Min BE L (MHz)
6845.000000	38.250000	---	320.000000	6825.875000	5925.000000

(continuation of the "99 % Bandwidth" table from column 6 ...)

DUT Frequency (MHz)	Band Edge Right (MHz)	Limit Max BE R (MHz)	Result
6845.000000	6864.125000	7125.000000	PASS

99 % Bandwidth



Measurement

Setting	Instrument Value	Target Value
Start Frequency	6.80500 GHz	6.80500 GHz
Stop Frequency	6.88500 GHz	6.88500 GHz
Span	80.000 MHz	80.000 MHz
RBW	500.000 kHz	>= 400.000 kHz
VBW	2.000 MHz	>= 1.500 MHz
SweepPoints	320	~ 320
Sweeptime	1.000 ms	AUTO
Reference Level	10.000 dBm	10.000 dBm
Attenuation	20.000 dB	AUTO
Detector	MaxPeak	MaxPeak
SweepCount	200	200
Filter	3 dB	3 dB
Trace Mode	Max Hold	Max Hold
Sweeptype	Sweep	AUTO
Preamp	off	off
Stablemode	Trace	Trace
Stablevalue	0.30 dB	0.30 dB
Run	74 / max. 150	max. 150
Stable	5 / 5	5
Max Stable Difference	0.02 dB	0.30 dB

Occupied Channel Bandwidth 99% (6885 MHz; 11x40 (40 MHz))

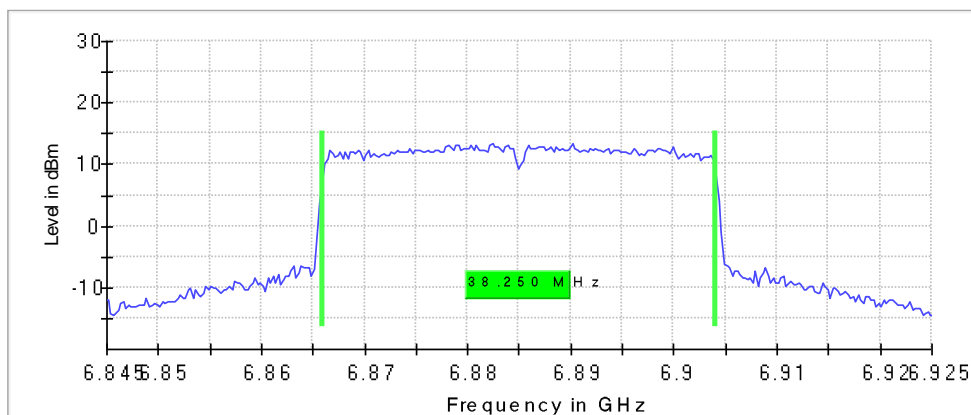
99 % Bandwidth

DUT Frequency (MHz)	Bandwidth (MHz)	Bandwidth U-NII 7 (MHz)	Bandwidth U-NII 8 (MHz)	Limit Min (MHz)	Limit Max (MHz)
6885.000000	38.250000	9.125000	29.125000	---	320.000000

(continuation of the "99 % Bandwidth" table from column 6 ...)

DUT Frequency (MHz)	Band Edge Left (MHz)	Limit Min BE L (MHz)	Band Edge Right (MHz)	Limit Max BE R (MHz)	Result
6885.000000	6865.875000	5925.000000	6904.125000	7125.000000	PASS

99 % Bandwidth



Measurement

Setting	Instrument Value	Target Value
Start Frequency	6.84500 GHz	6.84500 GHz
Stop Frequency	6.92500 GHz	6.92500 GHz
Span	80.000 MHz	80.000 MHz
RBW	500.000 kHz	>= 400.000 kHz
VBW	2.000 MHz	>= 1.500 MHz
SweepPoints	320	~ 320
SweepTime	1.000 ms	AUTO
Reference Level	10.000 dBm	10.000 dBm
Attenuation	20.000 dB	AUTO
Detector	MaxPeak	MaxPeak
SweepCount	200	200
Filter	3 dB	3 dB
Trace Mode	Max Hold	Max Hold
SweepType	Sweep	AUTO
Preamp	off	off
Stablemode	Trace	Trace
Stablevalue	0.30 dB	0.30 dB
Run	95 / max. 150	max. 150
Stable	5 / 5	5
Max Stable Difference	0.22 dB	0.30 dB

Occupied Channel Bandwidth 99% (6925 MHz; 11ax40 (40 MHz))

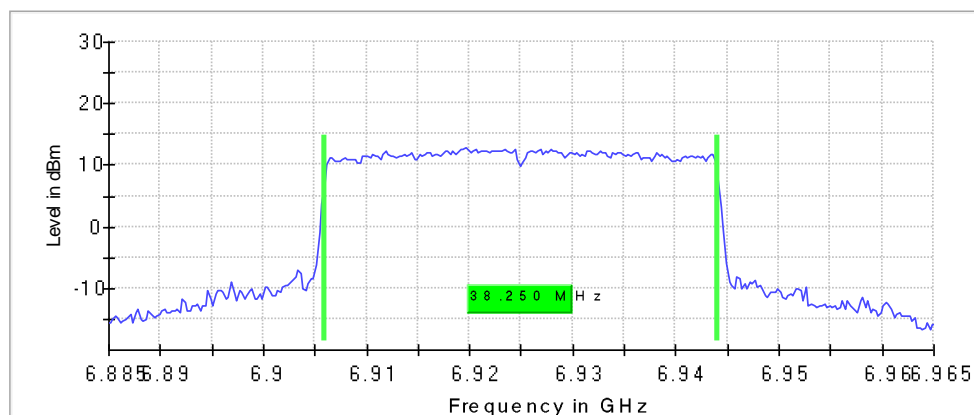
99 % Bandwidth

DUT Frequency (MHz)	Bandwidth (MHz)	Limit Min (MHz)	Limit Max (MHz)	Band Edge Left (MHz)	Limit Min BE L (MHz)
6925.000000	38.250000	---	320.000000	6905.875000	5925.000000

(continuation of the "99 % Bandwidth" table from column 6 ...)

DUT Frequency (MHz)	Band Edge Right (MHz)	Limit Max BE R (MHz)	Result
6925.000000	6944.125000	7125.000000	PASS

99 % Bandwidth



Measurement

Setting	Instrument Value	Target Value
Start Frequency	6.88500 GHz	6.88500 GHz
Stop Frequency	6.96500 GHz	6.96500 GHz
Span	80.000 MHz	80.000 MHz
RBW	500.000 kHz	>= 400.000 kHz
VBW	2.000 MHz	>= 1.500 MHz
SweepPoints	320	~ 320
Sweeptime	1.000 ms	AUTO
Reference Level	10.000 dBm	10.000 dBm
Attenuation	20.000 dB	AUTO
Detector	MaxPeak	MaxPeak
SweepCount	200	200
Filter	3 dB	3 dB
Trace Mode	Max Hold	Max Hold
Sweeptype	Sweep	AUTO
Preamp	off	off
Stablemode	Trace	Trace
Stablevalue	0.30 dB	0.30 dB
Run	136 / max. 150	max. 150
Stable	5 / 5	5
Max Stable Difference	0.00 dB	0.30 dB

Occupied Channel Bandwidth 99% (7005 MHz; 11ax40 (40 MHz))

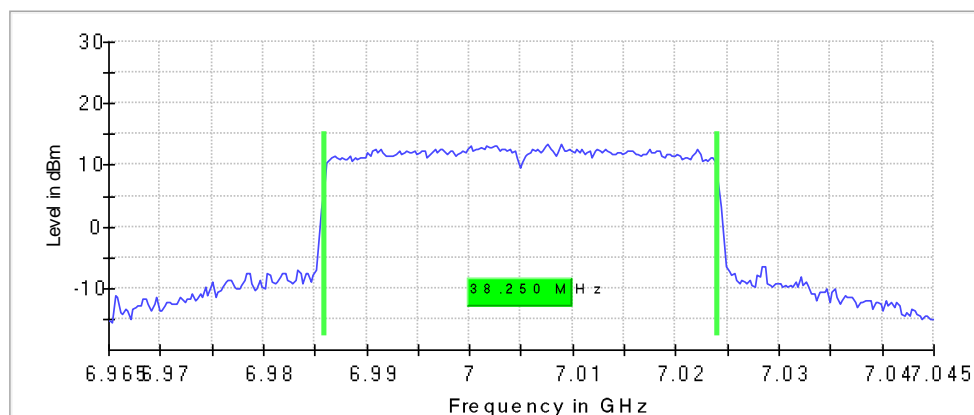
99 % Bandwidth

DUT Frequency (MHz)	Bandwidth (MHz)	Limit Min (MHz)	Limit Max (MHz)	Band Edge Left (MHz)	Limit Min BE L (MHz)
7005.000000	38.250000	---	320.000000	6985.875000	5925.000000

(continuation of the "99 % Bandwidth" table from column 6 ...)

DUT Frequency (MHz)	Band Edge Right (MHz)	Limit Max BE R (MHz)	Result
7005.000000	7024.125000	7125.000000	PASS

99 % Bandwidth



Measurement

Setting	Instrument Value	Target Value
Start Frequency	6.96500 GHz	6.96500 GHz
Stop Frequency	7.04500 GHz	7.04500 GHz
Span	80.000 MHz	80.000 MHz
RBW	500.000 kHz	>= 400.000 kHz
VBW	2.000 MHz	>= 1.500 MHz
SweepPoints	320	~ 320
Sweeptime	1.000 ms	AUTO
Reference Level	10.000 dBm	10.000 dBm
Attenuation	20.000 dB	AUTO
Detector	MaxPeak	MaxPeak
SweepCount	200	200
Filter	3 dB	3 dB
Trace Mode	Max Hold	Max Hold
Sweeptype	Sweep	AUTO
Preamp	off	off
Stablemode	Trace	Trace
Stablevalue	0.30 dB	0.30 dB
Run	109 / max. 150	max. 150
Stable	5 / 5	5
Max Stable Difference	0.06 dB	0.30 dB

Occupied Channel Bandwidth 99% (7085 MHz; 11ax40 (40 MHz))

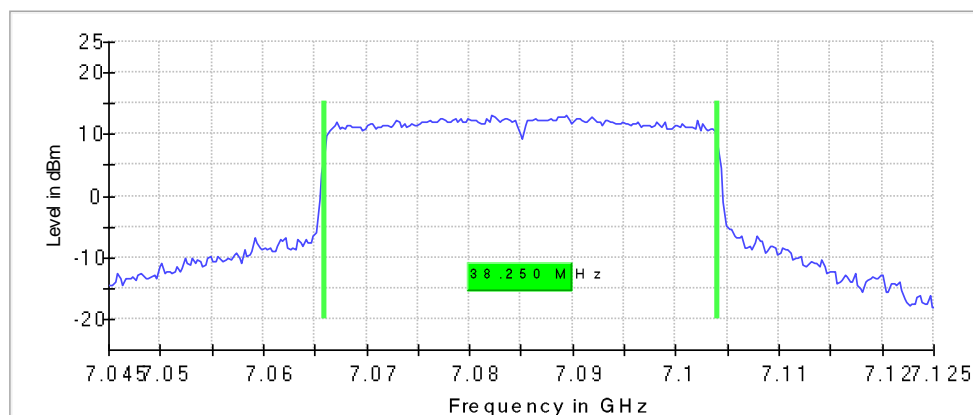
99 % Bandwidth

DUT Frequency (MHz)	Bandwidth (MHz)	Limit Min (MHz)	Limit Max (MHz)	Band Edge Left (MHz)	Limit Min BE L (MHz)
7085.000000	38.250000	---	320.000000	7065.875000	5925.000000

(continuation of the "99 % Bandwidth" table from column 6 ...)

DUT Frequency (MHz)	Band Edge Right (MHz)	Limit Max BE R (MHz)	Result
7085.000000	7104.125000	7125.000000	PASS

99 % Bandwidth



Measurement

Setting	Instrument Value	Target Value
Start Frequency	7.04500 GHz	7.04500 GHz
Stop Frequency	7.12500 GHz	7.12500 GHz
Span	80.000 MHz	80.000 MHz
RBW	500.000 kHz	>= 400.000 kHz
VBW	2.000 MHz	>= 1.500 MHz
SweepPoints	320	~ 320
Sweeptime	1.000 ms	AUTO
Reference Level	10.000 dBm	10.000 dBm
Attenuation	20.000 dB	AUTO
Detector	MaxPeak	MaxPeak
SweepCount	200	200
Filter	3 dB	3 dB
Trace Mode	Max Hold	Max Hold
Sweeptype	Sweep	AUTO
Preamp	off	off
Stablemode	Trace	Trace
Stablevalue	0.30 dB	0.30 dB
Run	126 / max. 150	max. 150
Stable	5 / 5	5
Max Stable Difference	0.00 dB	0.30 dB

Occupied Channel Bandwidth 99% (5985 MHz; 11ax80 (80 MHz))

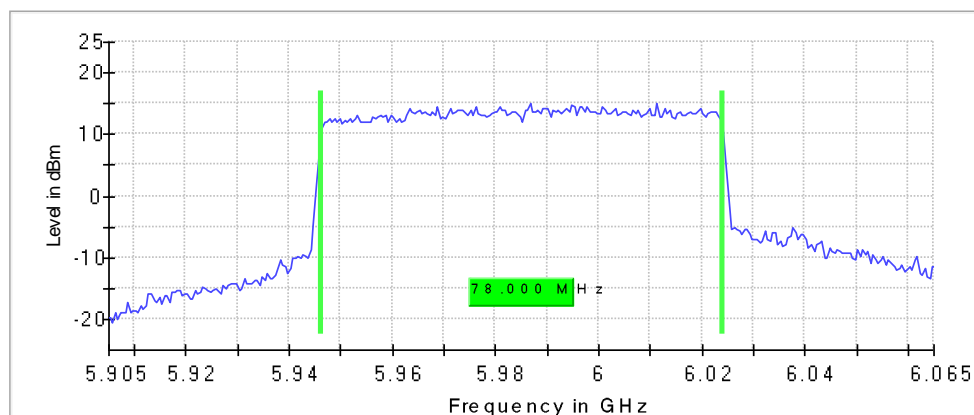
99 % Bandwidth

DUT Frequency (MHz)	Bandwidth (MHz)	Limit Min (MHz)	Limit Max (MHz)	Band Edge Left (MHz)	Limit Min BE L (MHz)
5985.000000	78.000000	---	320.000000	5946.250000	5925.000000

(continuation of the "99 % Bandwidth" table from column 6 ...)

DUT Frequency (MHz)	Band Edge Right (MHz)	Limit Max BE R (MHz)	Result
5985.000000	6024.250000	7125.000000	PASS

99 % Bandwidth



Measurement

Setting	Instrument Value	Target Value
Start Frequency	5.90500 GHz	5.90500 GHz
Stop Frequency	6.06500 GHz	6.06500 GHz
Span	160.000 MHz	160.000 MHz
RBW	1.000 MHz	>= 800.000 kHz
VBW	3.000 MHz	>= 3.000 MHz
SweepPoints	320	~ 320
Sweeptime	1.000 ms	AUTO
Reference Level	10.000 dBm	10.000 dBm
Attenuation	20.000 dB	AUTO
Detector	MaxPeak	MaxPeak
SweepCount	200	200
Filter	3 dB	3 dB
Trace Mode	Max Hold	Max Hold
Sweeptype	Sweep	AUTO
Preamp	off	off
Stablemode	Trace	Trace
Stablevalue	0.30 dB	0.30 dB
Run	107 / max. 150	max. 150
Stable	5 / 5	5
Max Stable Difference	0.00 dB	0.30 dB

Occupied Channel Bandwidth 99% (6145 MHz; 11x80 (80 MHz))

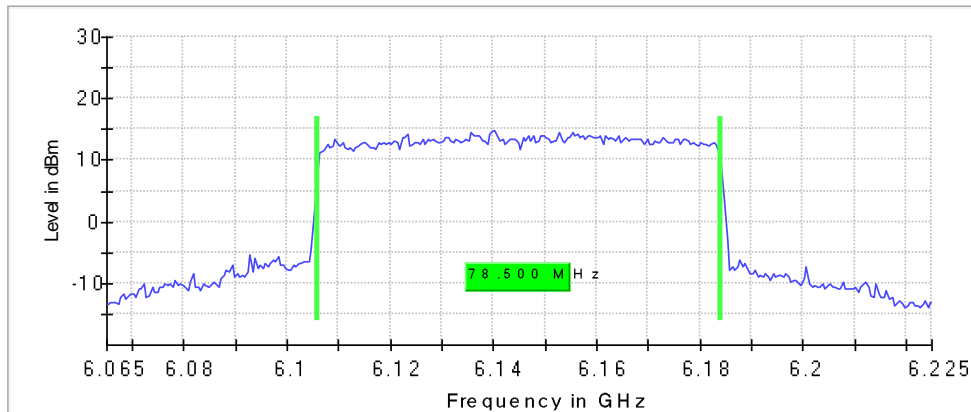
99 % Bandwidth

DUT Frequency (MHz)	Bandwidth (MHz)	Limit Min (MHz)	Limit Max (MHz)	Band Edge Left (MHz)	Limit Min BE L (MHz)
6145.000000	78.500000	---	320.000000	6105.750000	5925.000000

(continuation of the "99 % Bandwidth" table from column 6 ...)

DUT Frequency (MHz)	Band Edge Right (MHz)	Limit Max BE R (MHz)	Result
6145.000000	6184.250000	7125.000000	PASS

99 % Bandwidth



Measurement

Setting	Instrument Value	Target Value
Start Frequency	6.06500 GHz	6.06500 GHz
Stop Frequency	6.22500 GHz	6.22500 GHz
Span	160.000 MHz	160.000 MHz
RBW	1.000 MHz	>= 800.000 kHz
VBW	3.000 MHz	>= 3.000 MHz
SweepPoints	320	~ 320
Sweeptime	1.000 ms	AUTO
Reference Level	10.000 dBm	10.000 dBm
Attenuation	20.000 dB	AUTO
Detector	MaxPeak	MaxPeak
SweepCount	200	200
Filter	3 dB	3 dB
Trace Mode	Max Hold	Max Hold
Sweeptype	Sweep	AUTO
Preamp	off	off
Stablemode	Trace	Trace
Stablevalue	0.30 dB	0.30 dB
Run	123 / max. 150	max. 150
Stable	5 / 5	5
Max Stable Difference	0.00 dB	0.30 dB

Occupied Channel Bandwidth 99% (6385 MHz; 11ax80 (80 MHz))

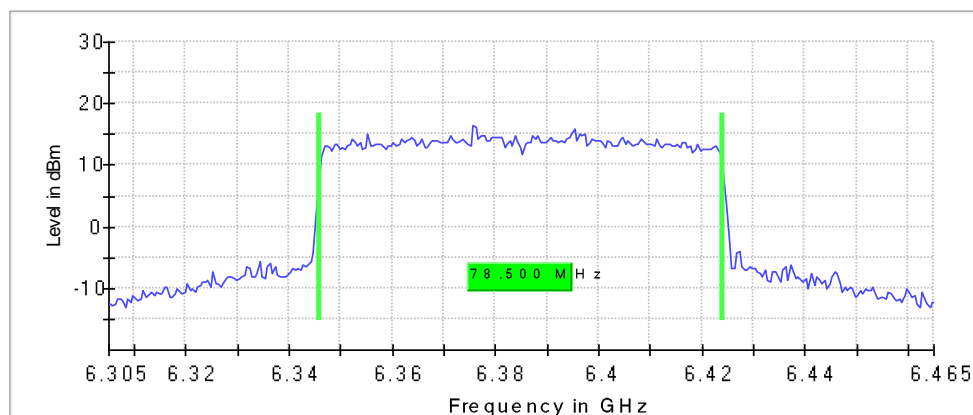
99 % Bandwidth

DUT Frequency (MHz)	Bandwidth (MHz)	Limit Min (MHz)	Limit Max (MHz)	Band Edge Left (MHz)	Limit Min BE L (MHz)
6385.000000	78.500000	---	320.000000	6345.750000	5925.000000

(continuation of the "99 % Bandwidth" table from column 6 ...)

DUT Frequency (MHz)	Band Edge Right (MHz)	Limit Max BE R (MHz)	Result
6385.000000	6424.250000	7125.000000	PASS

99 % B andwidth



Measurement

Setting	Instrument Value	Target Value
Start Frequency	6.30500 GHz	6.30500 GHz
Stop Frequency	6.46500 GHz	6.46500 GHz
Span	160.000 MHz	160.000 MHz
RBW	1.000 MHz	>= 800.000 kHz
VBW	3.000 MHz	>= 3.000 MHz
SweepPoints	320	~ 320
Sweeptime	1.000 ms	AUTO
Reference Level	10.000 dBm	10.000 dBm
Attenuation	20.000 dB	AUTO
Detector	MaxPeak	MaxPeak
SweepCount	200	200
Filter	3 dB	3 dB
Trace Mode	Max Hold	Max Hold
Sweeptype	Sweep	AUTO
Preamp	off	off
Stablemode	Trace	Trace
Stablevalue	0.30 dB	0.30 dB
Run	112 / max. 150	max. 150
Stable	5 / 5	5
Max Stable Difference	0.00 dB	0.30 dB

Occupied Channel Bandwidth 99% (6465 MHz; 11ax80 (80 MHz))

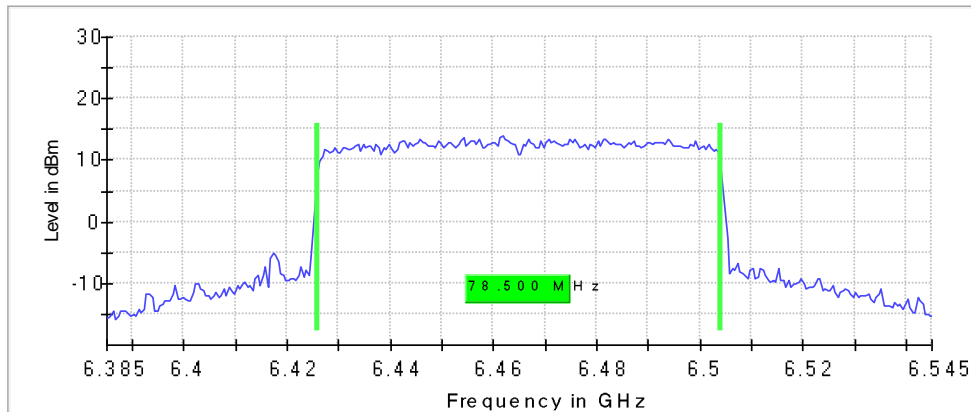
99 % Bandwidth

DUT Frequency (MHz)	Bandwidth (MHz)	Limit Min (MHz)	Limit Max (MHz)	Band Edge Left (MHz)	Limit Min BE L (MHz)
6465.000000	78.500000	---	320.000000	6425.750000	5925.000000

(continuation of the "99 % Bandwidth" table from column 6 ...)

DUT Frequency (MHz)	Band Edge Right (MHz)	Limit Max BE R (MHz)	Result
6465.000000	6504.250000	7125.000000	PASS

99 % Bandwidth



Measurement

Setting	Instrument Value	Target Value
Start Frequency	6.38500 GHz	6.38500 GHz
Stop Frequency	6.54500 GHz	6.54500 GHz
Span	160.000 MHz	160.000 MHz
RBW	1.000 MHz	>= 800.000 kHz
VBW	3.000 MHz	>= 3.000 MHz
SweepPoints	320	~ 320
Sweeptime	1.000 ms	AUTO
Reference Level	10.000 dBm	10.000 dBm
Attenuation	20.000 dB	AUTO
Detector	MaxPeak	MaxPeak
SweepCount	200	200
Filter	3 dB	3 dB
Trace Mode	Max Hold	Max Hold
Sweeptype	Sweep	AUTO
Preamp	off	off
Stablemode	Trace	Trace
Stablevalue	0.30 dB	0.30 dB
Run	107 / max. 150	max. 150
Stable	5 / 5	5
Max Stable Difference	0.05 dB	0.30 dB

Occupied Channel Bandwidth 99% (6545 MHz; 11x80 (80 MHz))

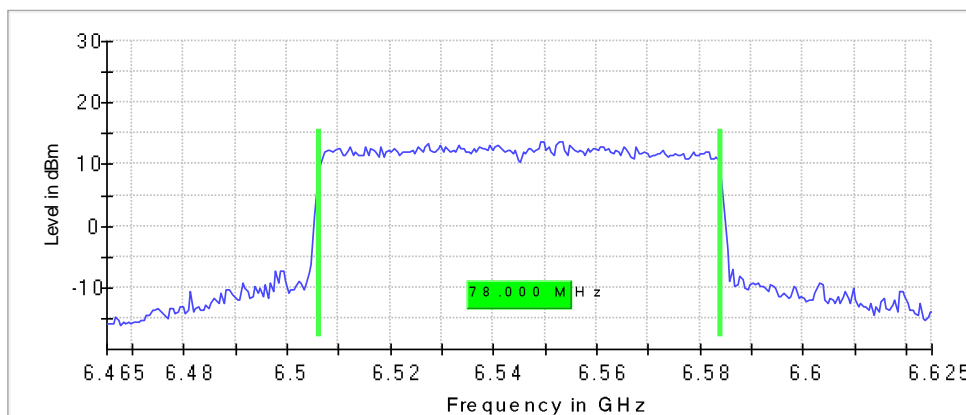
99 % Bandwidth

DUT Frequency (MHz)	Bandwidth (MHz)	Bandwidth U-NII 6 (MHz)	Bandwidth U-NII 7 (MHz)	Limit Min (MHz)	Limit Max (MHz)
6545.000000	78.000000	18.750000	59.250000	---	320.000000

(continuation of the "99 % Bandwidth" table from column 6 ...)

DUT Frequency (MHz)	Band Edge Left (MHz)	Limit Min BE L (MHz)	Band Edge Right (MHz)	Limit Max BE R (MHz)	Result
6545.000000	6506.250000	5925.000000	6584.250000	7125.000000	PASS

99 % Bandwidth



Measurement

Setting	Instrument Value	Target Value
Start Frequency	6.46500 GHz	6.46500 GHz
Stop Frequency	6.62500 GHz	6.62500 GHz
Span	160.000 MHz	160.000 MHz
RBW	1.000 MHz	>= 800.000 kHz
VBW	3.000 MHz	>= 3.000 MHz
SweepPoints	320	~ 320
SweepTime	1.000 ms	AUTO
Reference Level	10.000 dBm	10.000 dBm
Attenuation	20.000 dB	AUTO
Detector	MaxPeak	MaxPeak
SweepCount	200	200
Filter	3 dB	3 dB
Trace Mode	Max Hold	Max Hold
Sweeptype	Sweep	AUTO
Preamp	off	off
Stablemode	Trace	Trace
Stablevalue	0.30 dB	0.30 dB
Run	136 / max. 150	max. 150
Stable	5 / 5	5
Max Stable Difference	0.00 dB	0.30 dB

Occupied Channel Bandwidth 99% (6625 MHz; 11ax80 (80 MHz))

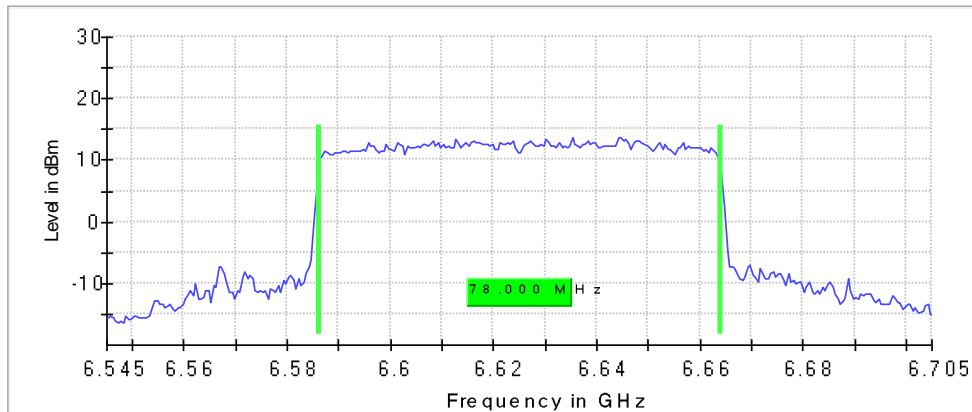
99 % Bandwidth

DUT Frequency (MHz)	Bandwidth (MHz)	Limit Min (MHz)	Limit Max (MHz)	Band Edge Left (MHz)	Limit Min BE L (MHz)
6625.000000	78.000000	---	320.000000	6586.250000	5925.000000

(continuation of the "99 % Bandwidth" table from column 6 ...)

DUT Frequency (MHz)	Band Edge Right (MHz)	Limit Max BE R (MHz)	Result
6625.000000	6664.250000	7125.000000	PASS

99 % Bandwidth



Measurement

Setting	Instrument Value	Target Value
Start Frequency	6.54500 GHz	6.54500 GHz
Stop Frequency	6.70500 GHz	6.70500 GHz
Span	160.000 MHz	160.000 MHz
RBW	1.000 MHz	>= 800.000 kHz
VBW	3.000 MHz	>= 3.000 MHz
SweepPoints	320	~ 320
Sweeptime	1.000 ms	AUTO
Reference Level	10.000 dBm	10.000 dBm
Attenuation	20.000 dB	AUTO
Detector	MaxPeak	MaxPeak
SweepCount	200	200
Filter	3 dB	3 dB
Trace Mode	Max Hold	Max Hold
Sweeptype	Sweep	AUTO
Preamp	off	off
Stablemode	Trace	Trace
Stablevalue	0.30 dB	0.30 dB
Run	120 / max. 150	max. 150
Stable	5 / 5	5
Max Stable Difference	0.08 dB	0.30 dB

Occupied Channel Bandwidth 99% (6705 MHz; 11x80 (80 MHz))

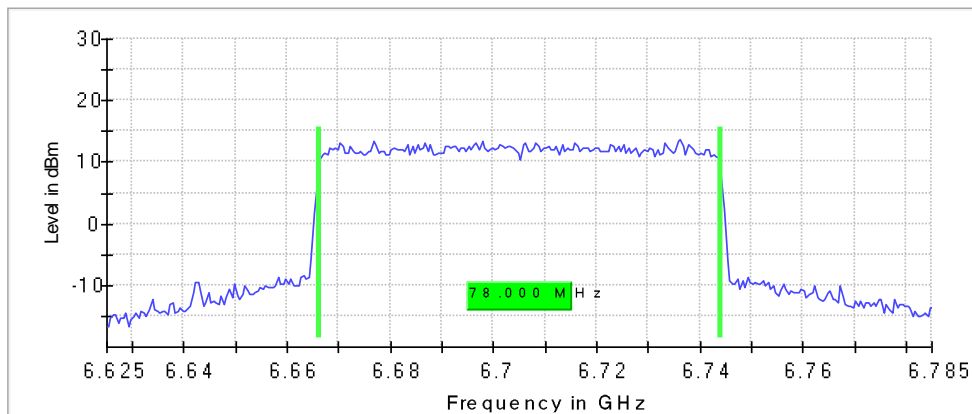
99 % Bandwidth

DUT Frequency (MHz)	Bandwidth (MHz)	Limit Min (MHz)	Limit Max (MHz)	Band Edge Left (MHz)	Limit Min BE L (MHz)
6705.000000	78.000000	---	320.000000	6666.250000	5925.000000

(continuation of the "99 % Bandwidth" table from column 6 ...)

DUT Frequency (MHz)	Band Edge Right (MHz)	Limit Max BE R (MHz)	Result
6705.000000	6744.250000	7125.000000	PASS

99 % Bandwidth



Measurement

Setting	Instrument Value	Target Value
Start Frequency	6.62500 GHz	6.62500 GHz
Stop Frequency	6.78500 GHz	6.78500 GHz
Span	160.000 MHz	160.000 MHz
RBW	1.000 MHz	>= 800.000 kHz
VBW	3.000 MHz	>= 3.000 MHz
SweepPoints	320	~ 320
Sweeptime	1.000 ms	AUTO
Reference Level	10.000 dBm	10.000 dBm
Attenuation	20.000 dB	AUTO
Detector	MaxPeak	MaxPeak
SweepCount	200	200
Filter	3 dB	3 dB
Trace Mode	Max Hold	Max Hold
Sweeptype	Sweep	AUTO
Preamp	off	off
Stablemode	Trace	Trace
Stablevalue	0.30 dB	0.30 dB
Run	99 / max. 150	max. 150
Stable	5 / 5	5
Max Stable Difference	0.27 dB	0.30 dB

Occupied Channel Bandwidth 99% (6785 MHz; 11ax80 (80 MHz))

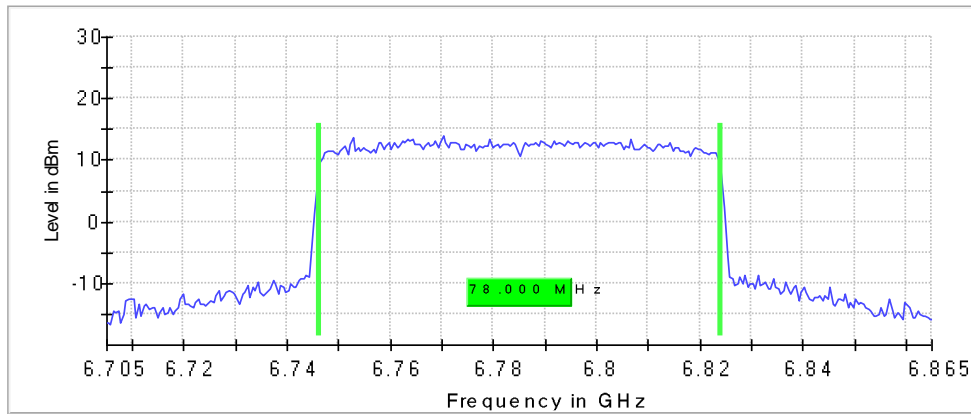
99 % Bandwidth

DUT Frequency (MHz)	Bandwidth (MHz)	Limit Min (MHz)	Limit Max (MHz)	Band Edge Left (MHz)	Limit Min BE L (MHz)
6785.000000	78.000000	---	320.000000	6746.250000	5925.000000

(continuation of the "99 % Bandwidth" table from column 6 ...)

DUT Frequency (MHz)	Band Edge Right (MHz)	Limit Max BE R (MHz)	Result
6785.000000	6824.250000	7125.000000	PASS

99 % Bandwidth



Measurement

Setting	Instrument Value	Target Value
Start Frequency	6.70500 GHz	6.70500 GHz
Stop Frequency	6.86500 GHz	6.86500 GHz
Span	160.000 MHz	160.000 MHz
RBW	1.000 MHz	>= 800.000 kHz
VBW	3.000 MHz	>= 3.000 MHz
SweepPoints	320	~ 320
Sweeptime	1.000 ms	AUTO
Reference Level	10.000 dBm	10.000 dBm
Attenuation	20.000 dB	AUTO
Detector	MaxPeak	MaxPeak
SweepCount	200	200
Filter	3 dB	3 dB
Trace Mode	Max Hold	Max Hold
Sweeptype	Sweep	AUTO
Preamp	off	off
Stablemode	Trace	Trace
Stablevalue	0.30 dB	0.30 dB
Run	120 / max. 150	max. 150
Stable	5 / 5	5
Max Stable Difference	0.17 dB	0.30 dB

Occupied Channel Bandwidth 99% (6865 MHz; 11x80 (80 MHz))

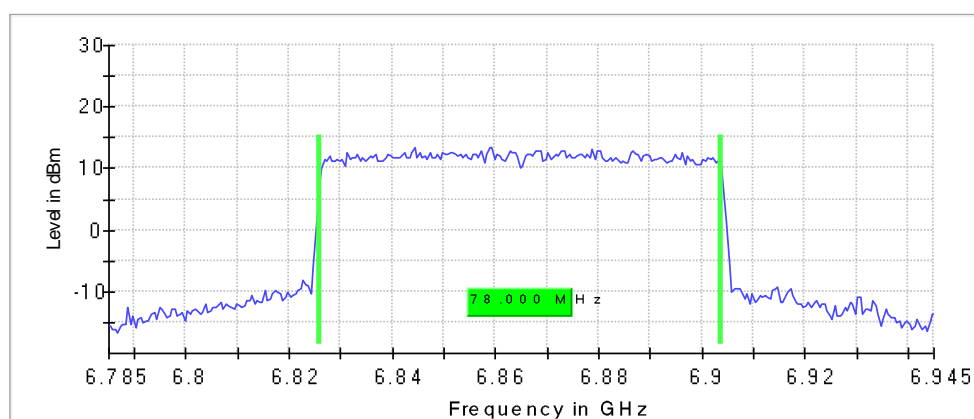
99 % Bandwidth

DUT Frequency (MHz)	Bandwidth (MHz)	Bandwidth U-NII 7 (MHz)	Bandwidth U-NII 8 (MHz)	Limit Min (MHz)	Limit Max (MHz)
6865.000000	78.000000	49.250000	28.750000	---	320.000000

(continuation of the "99 % Bandwidth" table from column 6 ...)

DUT Frequency (MHz)	Band Edge Left (MHz)	Limit Min BE L (MHz)	Band Edge Right (MHz)	Limit Max BE R (MHz)	Result
6865.000000	6825.750000	5925.000000	6903.750000	7125.000000	PASS

99 % Bandwidth



Measurement

Setting	Instrument Value	Target Value
Start Frequency	6.78500 GHz	6.78500 GHz
Stop Frequency	6.94500 GHz	6.94500 GHz
Span	160.000 MHz	160.000 MHz
RBW	1.000 MHz	>= 800.000 kHz
VBW	3.000 MHz	>= 3.000 MHz
SweepPoints	320	~ 320
SweepTime	1.000 ms	AUTO
Reference Level	10.000 dBm	10.000 dBm
Attenuation	20.000 dB	AUTO
Detector	MaxPeak	MaxPeak
SweepCount	200	200
Filter	3 dB	3 dB
Trace Mode	Max Hold	Max Hold
SweepType	Sweep	AUTO
Preamp	off	off
Stablemode	Trace	Trace
Stablevalue	0.30 dB	0.30 dB
Run	69 / max. 150	max. 150
Stable	5 / 5	5
Max Stable Difference	0.00 dB	0.30 dB

Occupied Channel Bandwidth 99% (6945 MHz; 11x80 (80 MHz))

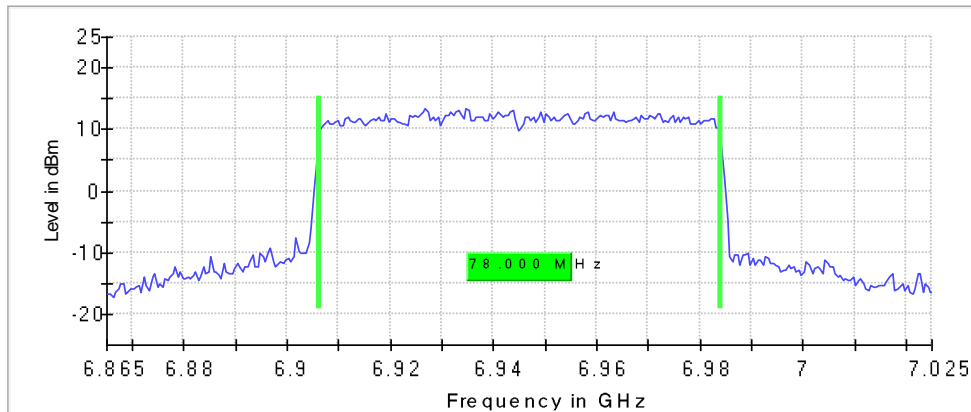
99 % Bandwidth

DUT Frequency (MHz)	Bandwidth (MHz)	Limit Min (MHz)	Limit Max (MHz)	Band Edge Left (MHz)	Limit Min BE L (MHz)
6945.000000	78.000000	---	320.000000	6906.250000	5925.000000

(continuation of the "99 % Bandwidth" table from column 6 ...)

DUT Frequency (MHz)	Band Edge Right (MHz)	Limit Max BE R (MHz)	Result
6945.000000	6984.250000	7125.000000	PASS

99 % Bandwidth



Measurement

Setting	Instrument Value	Target Value
Start Frequency	6.86500 GHz	6.86500 GHz
Stop Frequency	7.02500 GHz	7.02500 GHz
Span	160.000 MHz	160.000 MHz
RBW	1.000 MHz	>= 800.000 kHz
VBW	3.000 MHz	>= 3.000 MHz
SweepPoints	320	~ 320
Sweeptime	1.000 ms	AUTO
Reference Level	10.000 dBm	10.000 dBm
Attenuation	20.000 dB	AUTO
Detector	MaxPeak	MaxPeak
SweepCount	200	200
Filter	3 dB	3 dB
Trace Mode	Max Hold	Max Hold
Sweeptype	Sweep	AUTO
Preamp	off	off
Stablemode	Trace	Trace
Stablevalue	0.30 dB	0.30 dB
Run	94 / max. 150	max. 150
Stable	5 / 5	5
Max Stable Difference	0.08 dB	0.30 dB

Occupied Channel Bandwidth 99% (7025 MHz; 11ax80 (80 MHz))

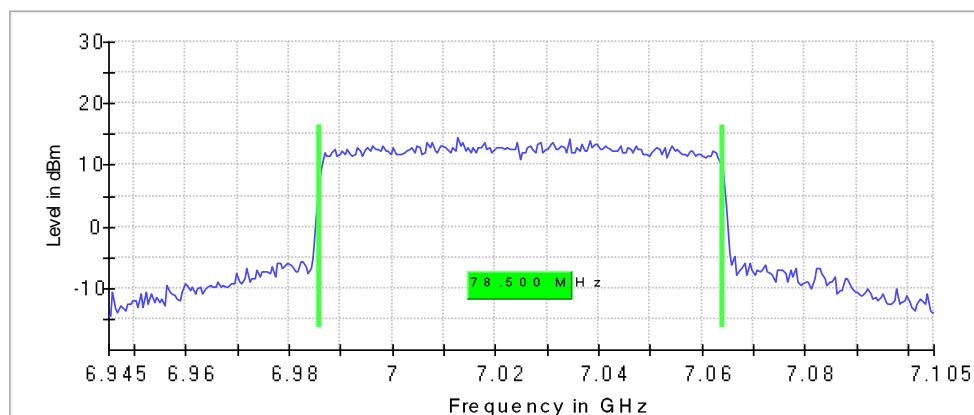
99 % Bandwidth

DUT Frequency (MHz)	Bandwidth (MHz)	Limit Min (MHz)	Limit Max (MHz)	Band Edge Left (MHz)	Limit Min BE L (MHz)
7025.000000	78.500000	---	320.000000	6985.750000	5925.000000

(continuation of the "99 % Bandwidth" table from column 6 ...)

DUT Frequency (MHz)	Band Edge Right (MHz)	Limit Max BE R (MHz)	Result
7025.000000	7064.250000	7125.000000	PASS

99 % Bandwidth



Measurement

Setting	Instrument Value	Target Value
Start Frequency	6.94500 GHz	6.94500 GHz
Stop Frequency	7.10500 GHz	7.10500 GHz
Span	160.000 MHz	160.000 MHz
RBW	1.000 MHz	>= 800.000 kHz
VBW	3.000 MHz	>= 3.000 MHz
SweepPoints	320	~ 320
SweepTime	1.000 ms	AUTO
Reference Level	10.000 dBm	10.000 dBm
Attenuation	20.000 dB	AUTO
Detector	MaxPeak	MaxPeak
SweepCount	200	200
Filter	3 dB	3 dB
Trace Mode	Max Hold	Max Hold
Sweeptype	Sweep	AUTO
Preamp	off	off
Stablemode	Trace	Trace
Stablevalue	0.30 dB	0.30 dB
Run	39 / max. 150	max. 150
Stable	5 / 5	5
Max Stable Difference	0.00 dB	0.30 dB

Occupied Channel Bandwidth 99% (6025 MHz; 11ax160 (160 MHz))

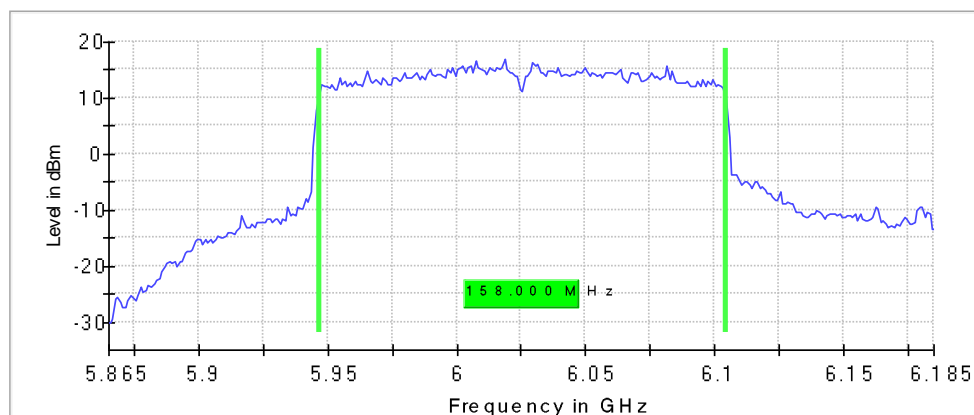
99 % Bandwidth

DUT Frequency (MHz)	Bandwidth (MHz)	Limit Min (MHz)	Limit Max (MHz)	Band Edge Left (MHz)	Limit Min BE L (MHz)
6025.000000	158.000000	---	320.000000	5946.500000	5925.000000

(continuation of the "99 % Bandwidth" table from column 6 ...)

DUT Frequency (MHz)	Band Edge Right (MHz)	Limit Max BE R (MHz)	Result
6025.000000	6104.500000	7125.000000	PASS

99 % Bandwidth



Measurement

Setting	Instrument Value	Target Value
Start Frequency	5.86500 GHz	5.86500 GHz
Stop Frequency	6.18500 GHz	6.18500 GHz
Span	320.000 MHz	320.000 MHz
RBW	2.000 MHz	>= 1.600 MHz
VBW	10.000 MHz	>= 6.000 MHz
SweepPoints	320	~ 320
Sweeptime	1.000 ms	AUTO
Reference Level	10.000 dBm	10.000 dBm
Attenuation	20.000 dB	AUTO
Detector	MaxPeak	MaxPeak
SweepCount	200	200
Filter	3 dB	3 dB
Trace Mode	Max Hold	Max Hold
Sweeptype	Sweep	AUTO
Preamp	off	off
Stablemode	Trace	Trace
Stablevalue	0.30 dB	0.30 dB
Run	45 / max. 150	max. 150
Stable	5 / 5	5
Max Stable Difference	0.00 dB	0.30 dB

Occupied Channel Bandwidth 99% (6185 MHz; 11ax160 (160 MHz))

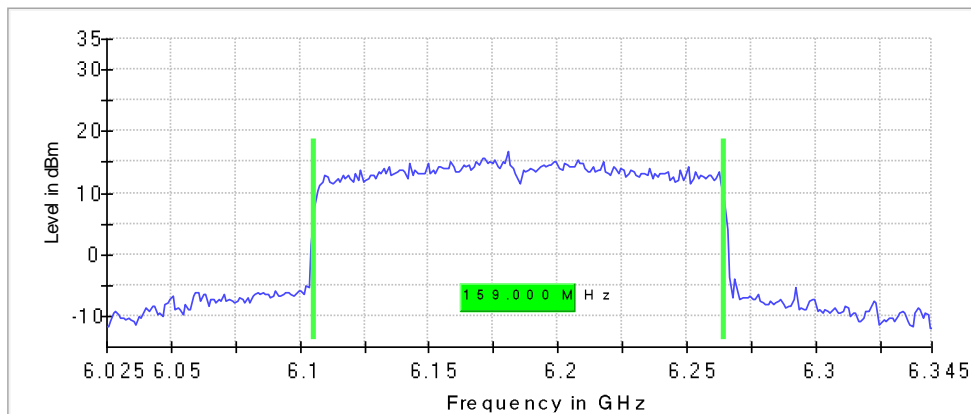
99 % Bandwidth

DUT Frequency (MHz)	Bandwidth (MHz)	Limit Min (MHz)	Limit Max (MHz)	Band Edge Left (MHz)	Limit Min BE L (MHz)
6185.000000	159.000000	---	320.000000	6105.500000	5925.000000

(continuation of the "99 % Bandwidth" table from column 6 ...)

DUT Frequency (MHz)	Band Edge Right (MHz)	Limit Max BE R (MHz)	Result
6185.000000	6264.500000	7125.000000	PASS

99 % Bandwidth



Measurement

Setting	Instrument Value	Target Value
Start Frequency	6.02500 GHz	6.02500 GHz
Stop Frequency	6.34500 GHz	6.34500 GHz
Span	320.000 MHz	320.000 MHz
RBW	2.000 MHz	>= 1.600 MHz
VBW	10.000 MHz	>= 6.000 MHz
SweepPoints	320	~ 320
Sweeptime	1.000 ms	AUTO
Reference Level	10.000 dBm	10.000 dBm
Attenuation	20.000 dB	AUTO
Detector	MaxPeak	MaxPeak
SweepCount	200	200
Filter	3 dB	3 dB
Trace Mode	Max Hold	Max Hold
Sweeptype	Sweep	AUTO
Preamp	off	off
Stablemode	Trace	Trace
Stablevalue	0.30 dB	0.30 dB
Run	62 / max. 150	max. 150
Stable	5 / 5	5
Max Stable Difference	0.00 dB	0.30 dB

Occupied Channel Bandwidth 99% (6345 MHz; 11ax160 (160 MHz))

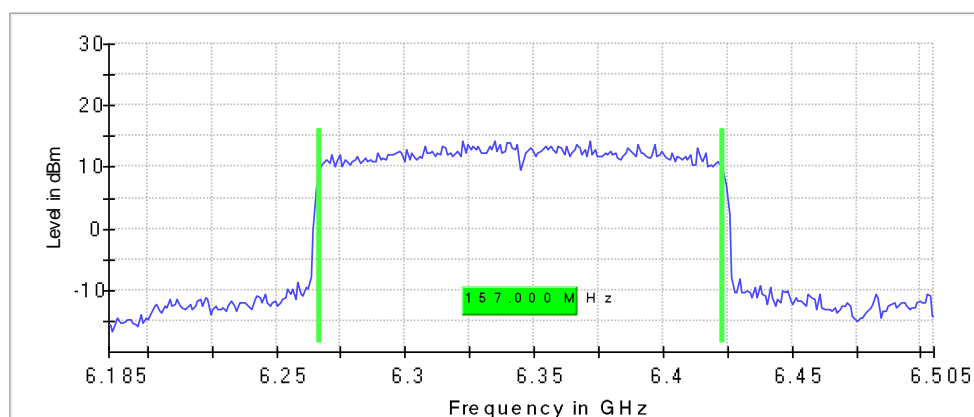
99 % Bandwidth

DUT Frequency (MHz)	Bandwidth (MHz)	Limit Min (MHz)	Limit Max (MHz)	Band Edge Left (MHz)	Limit Min BE L (MHz)
6345.000000	157.000000	---	320.000000	6266.500000	5925.000000

(continuation of the "99 % Bandwidth" table from column 6 ...)

DUT Frequency (MHz)	Band Edge Right (MHz)	Limit Max BE R (MHz)	Result
6345.000000	6423.500000	7125.000000	PASS

99 % Bandwidth



Measurement

Setting	Instrument Value	Target Value
Start Frequency	6.18500 GHz	6.18500 GHz
Stop Frequency	6.50500 GHz	6.50500 GHz
Span	320.000 MHz	320.000 MHz
RBW	2.000 MHz	>= 1.600 MHz
VBW	10.000 MHz	>= 6.000 MHz
SweepPoints	320	~ 320
Sweeptime	1.000 ms	AUTO
Reference Level	10.000 dBm	10.000 dBm
Attenuation	20.000 dB	AUTO
Detector	MaxPeak	MaxPeak
SweepCount	200	200
Filter	3 dB	3 dB
Trace Mode	Max Hold	Max Hold
Sweeptype	Sweep	AUTO
Preamp	off	off
Stablemode	Trace	Trace
Stablevalue	0.30 dB	0.30 dB
Run	20 / max. 150	max. 150
Stable	5 / 5	5
Max Stable Difference	0.00 dB	0.30 dB

Occupied Channel Bandwidth 99% (6505 MHz; 11x160 (160 MHz))

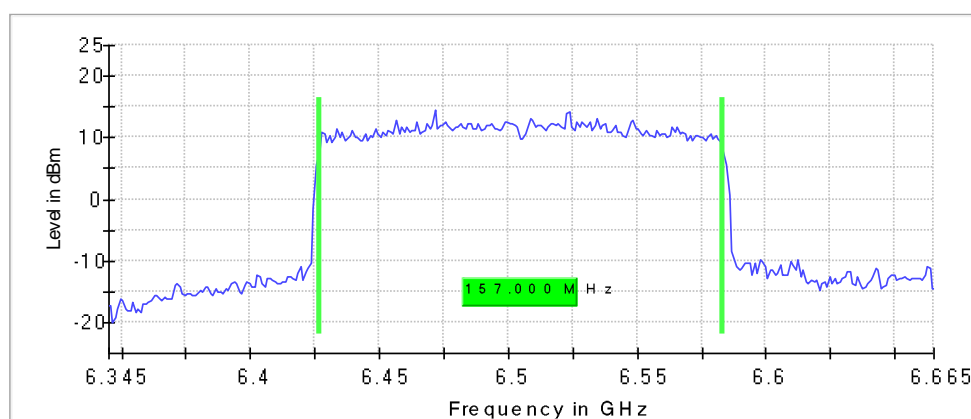
99 % Bandwidth

DUT Frequency (MHz)	Bandwidth (MHz)	Bandwidth U-NII 6 (MHz)	Bandwidth U-NII 7 (MHz)	Limit Min (MHz)	Limit Max (MHz)
6505.000000	157.000000	98.500000	58.500000	---	320.000000

(continuation of the "99 % Bandwidth" table from column 6 ...)

DUT Frequency (MHz)	Band Edge Left (MHz)	Limit Min BE L (MHz)	Band Edge Right (MHz)	Limit Max BE R (MHz)	Result
6505.000000	6426.500000	5925.000000	6583.500000	7125.000000	PASS

99 % Bandwidth



Measurement

Setting	Instrument Value	Target Value
Start Frequency	6.34500 GHz	6.34500 GHz
Stop Frequency	6.66500 GHz	6.66500 GHz
Span	320.000 MHz	320.000 MHz
RBW	2.000 MHz	>= 1.600 MHz
VBW	10.000 MHz	>= 6.000 MHz
SweepPoints	320	~ 320
SweepTime	1.000 ms	AUTO
Reference Level	10.000 dBm	10.000 dBm
Attenuation	20.000 dB	AUTO
Detector	MaxPeak	MaxPeak
SweepCount	200	200
Filter	3 dB	3 dB
Trace Mode	Max Hold	Max Hold
SweepType	Sweep	AUTO
Preamp	off	off
Stablemode	Trace	Trace
Stablevalue	0.30 dB	0.30 dB
Run	29 / max. 150	max. 150
Stable	5 / 5	5
Max Stable Difference	0.00 dB	0.30 dB

Occupied Channel Bandwidth 99% (6665 MHz; 11ax160 (160 MHz))

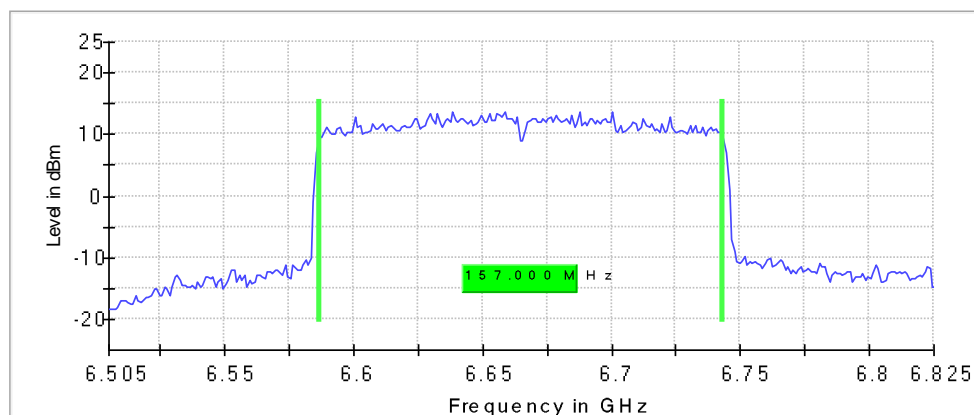
99 % Bandwidth

DUT Frequency (MHz)	Bandwidth (MHz)	Limit Min (MHz)	Limit Max (MHz)	Band Edge Left (MHz)	Limit Min BE L (MHz)
6665.000000	157.000000	---	320.000000	6586.500000	5925.000000

(continuation of the "99 % Bandwidth" table from column 6 ...)

DUT Frequency (MHz)	Band Edge Right (MHz)	Limit Max BE R (MHz)	Result
6665.000000	6743.500000	7125.000000	PASS

99 % Bandwidth



Measurement

Setting	Instrument Value	Target Value
Start Frequency	6.50500 GHz	6.50500 GHz
Stop Frequency	6.82500 GHz	6.82500 GHz
Span	320.000 MHz	320.000 MHz
RBW	2.000 MHz	>= 1.600 MHz
VBW	10.000 MHz	>= 6.000 MHz
SweepPoints	320	~ 320
Sweeptime	1.000 ms	AUTO
Reference Level	10.000 dBm	10.000 dBm
Attenuation	20.000 dB	AUTO
Detector	MaxPeak	MaxPeak
SweepCount	200	200
Filter	3 dB	3 dB
Trace Mode	Max Hold	Max Hold
Sweeptype	Sweep	AUTO
Preamp	off	off
Stablemode	Trace	Trace
Stablevalue	0.30 dB	0.30 dB
Run	50 / max. 150	max. 150
Stable	5 / 5	5
Max Stable Difference	0.00 dB	0.30 dB

Occupied Channel Bandwidth 99% (6825 MHz; 11x160 (160 MHz))

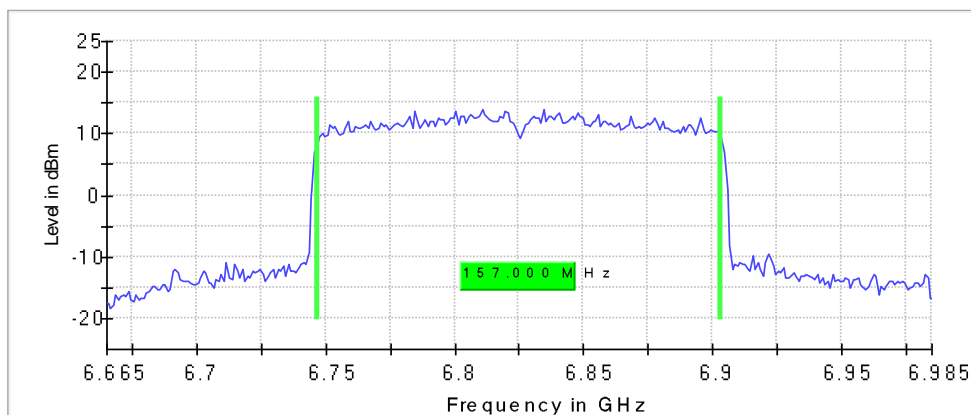
99 % Bandwidth

DUT Frequency (MHz)	Bandwidth (MHz)	Bandwidth U-NII 7 (MHz)	Bandwidth U-NII 8 (MHz)	Limit Min (MHz)	Limit Max (MHz)
6825.000000	157.000000	128.500000	28.500000	---	320.000000

(continuation of the "99 % Bandwidth" table from column 6 ...)

DUT Frequency (MHz)	Band Edge Left (MHz)	Limit Min BE L (MHz)	Band Edge Right (MHz)	Limit Max BE R (MHz)	Result
6825.000000	6746.500000	5925.000000	6903.500000	7125.000000	PASS

99 % B a n d w i d t h



Measurement

Setting	Instrument Value	Target Value
Start Frequency	6.66500 GHz	6.66500 GHz
Stop Frequency	6.98500 GHz	6.98500 GHz
Span	320.000 MHz	320.000 MHz
RBW	2.000 MHz	>= 1.600 MHz
VBW	10.000 MHz	>= 6.000 MHz
SweepPoints	320	~ 320
SweepTime	1.000 ms	AUTO
Reference Level	10.000 dBm	10.000 dBm
Attenuation	20.000 dB	AUTO
Detector	MaxPeak	MaxPeak
SweepCount	200	200
Filter	3 dB	3 dB
Trace Mode	Max Hold	Max Hold
SweepType	Sweep	AUTO
Preamp	off	off
Stablemode	Trace	Trace
Stablevalue	0.30 dB	0.30 dB
Run	50 / max. 150	max. 150
Stable	5 / 5	5
Max Stable Difference	0.00 dB	0.30 dB

Occupied Channel Bandwidth 99% (6985 MHz; 11ax160 (160 MHz))

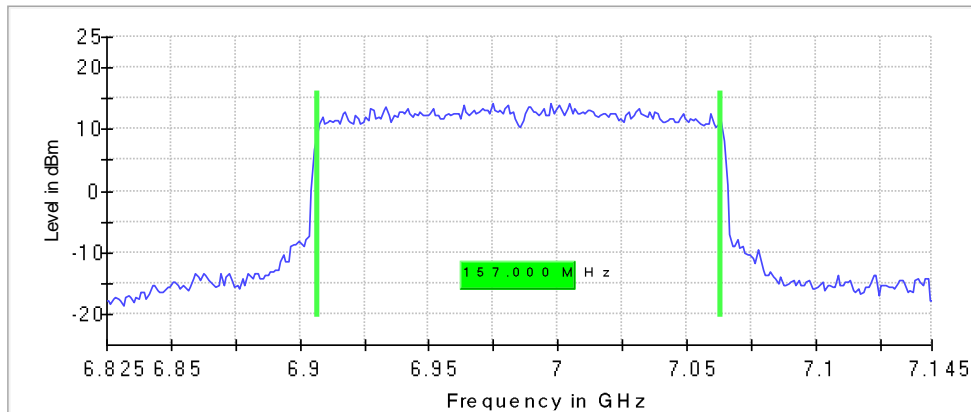
99 % Bandwidth

DUT Frequency (MHz)	Bandwidth (MHz)	Limit Min (MHz)	Limit Max (MHz)	Band Edge Left (MHz)	Limit Min BE L (MHz)
6985.000000	157.000000	---	320.000000	6906.500000	5925.000000

(continuation of the "99 % Bandwidth" table from column 6 ...)

DUT Frequency (MHz)	Band Edge Right (MHz)	Limit Max BE R (MHz)	Result
6985.000000	7063.500000	7125.000000	PASS

99 % Bandwidth



Measurement

Setting	Instrument Value	Target Value
Start Frequency	6.82500 GHz	6.82500 GHz
Stop Frequency	7.14500 GHz	7.14500 GHz
Span	320.000 MHz	320.000 MHz
RBW	2.000 MHz	>= 1.600 MHz
VBW	10.000 MHz	>= 6.000 MHz
SweepPoints	320	~ 320
Sweeptime	1.000 ms	AUTO
Reference Level	10.000 dBm	10.000 dBm
Attenuation	20.000 dB	AUTO
Detector	MaxPeak	MaxPeak
SweepCount	200	200
Filter	3 dB	3 dB
Trace Mode	Max Hold	Max Hold
Sweeptype	Sweep	AUTO
Preamp	off	off
Stablemode	Trace	Trace
Stablevalue	0.30 dB	0.30 dB
Run	55 / max. 150	max. 150
Stable	5 / 5	5
Max Stable Difference	0.00 dB	0.30 dB

4x4

In-Band Emissions(1) (5955 MHz; 11a (20 MHz))

Result

DUT Frequency (MHz)	Result
5955.000000	PASS

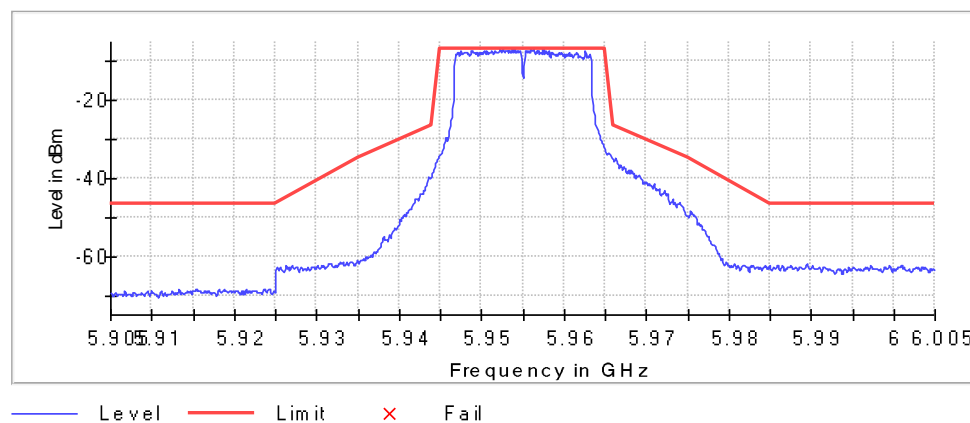
Inband Peak

Frequency (MHz)	Level (dBm)
5956.250000	-6.6

Measurements

Frequency (MHz)	Level (dBm)	Margin (dB)	Limit (dBm)	Result
5956.250000	-6.6	0.0	-6.6	PASS
5952.550000	-6.6	0.0	-6.6	PASS
5953.750000	-6.8	0.2	-6.6	PASS
5957.550000	-6.8	0.2	-6.6	PASS
5955.950000	-6.8	0.2	-6.6	PASS
5957.450000	-6.9	0.3	-6.6	PASS
5954.050000	-6.9	0.3	-6.6	PASS
5953.850000	-6.9	0.3	-6.6	PASS
5952.250000	-7.0	0.4	-6.6	PASS
5953.450000	-7.0	0.4	-6.6	PASS
5956.350000	-7.0	0.4	-6.6	PASS
5954.350000	-7.0	0.4	-6.6	PASS
5955.350000	-7.0	0.4	-6.6	PASS
5952.850000	-7.0	0.4	-6.6	PASS
5955.650000	-7.0	0.4	-6.6	PASS

In Band



Measurement 1

Setting	Instrument Value	Target Value
Start Frequency	5.90500 GHz	5.90500 GHz
Stop Frequency	6.00500 GHz	6.00500 GHz
Span	100.000 MHz	100.000 MHz
RBW	200.000 kHz	~ 200.000 kHz
VBW	500.000 kHz	~ 600.000 kHz
SweepPoints	1000	~ 1000
Sweeptime	1.000 ms	AUTO
Reference Level	0.000 dBm	0.000 dBm
Attenuation	10.000 dB	AUTO
Detector	RMS	RMS
SweepCount	100	100
Filter	3 dB	3 dB
Trace Mode	Average Power	Average Power
Sweeptype	Sweep	Sweep
Preamp	off	off

In-Band Emissions(2) (5955 MHz; 11a (20 MHz))

Result

DUT Frequency (MHz)	Result
5955.000000	PASS

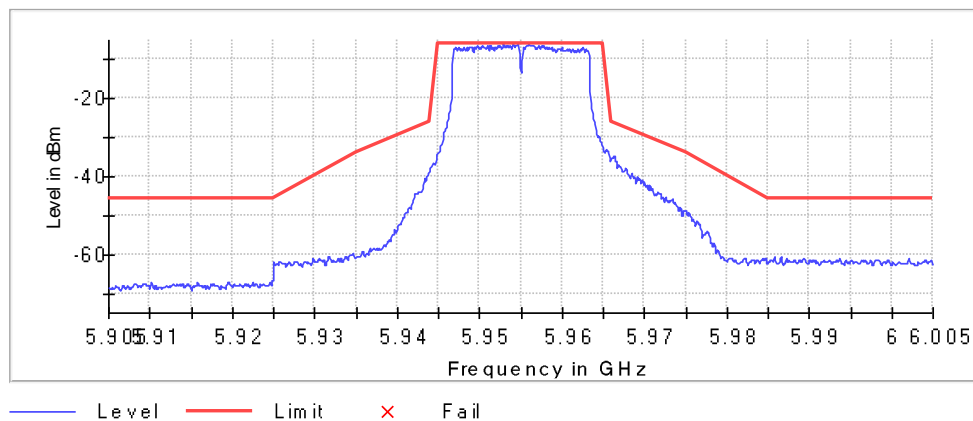
Inband Peak

Frequency (MHz)	Level (dBm)
5954.150000	-5.9

Measurements

Frequency (MHz)	Level (dBm)	Margin (dB)	Limit (dBm)	Result
5954.150000	-5.9	0.0	-5.9	PASS
5952.850000	-5.9	0.0	-5.9	PASS
5954.050000	-5.9	0.0	-5.9	PASS
5954.650000	-6.0	0.2	-5.9	PASS
5955.950000	-6.1	0.2	-5.9	PASS
5954.450000	-6.1	0.2	-5.9	PASS
5953.750000	-6.1	0.3	-5.9	PASS
5956.550000	-6.1	0.3	-5.9	PASS
5953.450000	-6.1	0.3	-5.9	PASS
5956.050000	-6.2	0.3	-5.9	PASS
5952.950000	-6.2	0.3	-5.9	PASS
5956.250000	-6.2	0.3	-5.9	PASS
5954.550000	-6.2	0.4	-5.9	PASS
5956.150000	-6.2	0.4	-5.9	PASS
5954.350000	-6.3	0.4	-5.9	PASS

In Band



Measurement 1

Setting	Instrument Value	Target Value
Start Frequency	5.90500 GHz	5.90500 GHz
Stop Frequency	6.00500 GHz	6.00500 GHz
Span	100.000 MHz	100.000 MHz
RBW	200.000 kHz	~ 200.000 kHz
VBW	500.000 kHz	~ 600.000 kHz
SweepPoints	1000	~ 1000
Sweeptime	1.000 ms	AUTO
Reference Level	0.000 dBm	0.000 dBm
Attenuation	10.000 dB	AUTO
Detector	RMS	RMS
SweepCount	100	100
Filter	3 dB	3 dB
Trace Mode	Average Power	Average Power
Sweeptype	Sweep	Sweep
Preamp	off	off

In-Band Emissions(3) (5955 MHz; 11a (20 MHz))

Result

DUT Frequency (MHz)	Result
5955.000000	PASS

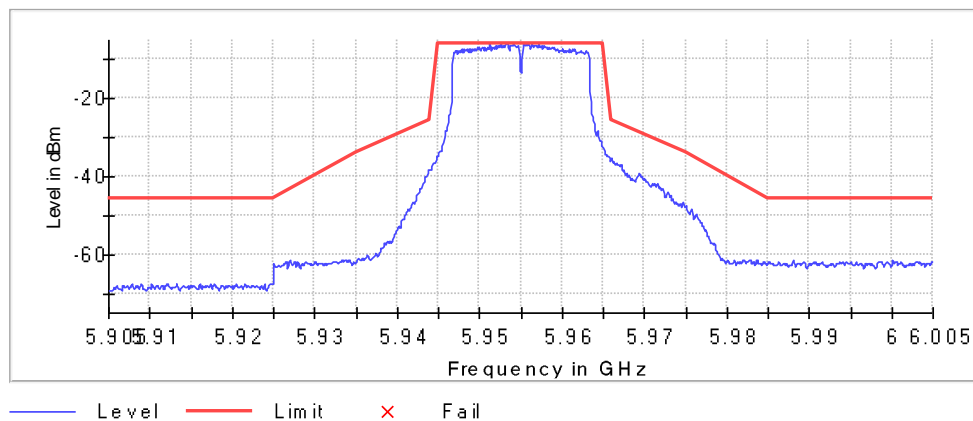
Inband Peak

Frequency (MHz)	Level (dBm)
5955.950000	-5.7

Measurements

Frequency (MHz)	Level (dBm)	Margin (dB)	Limit (dBm)	Result
5955.950000	-5.7	0.0	-5.7	PASS
5953.450000	-5.7	0.0	-5.7	PASS
5953.150000	-5.7	0.0	-5.7	PASS
5955.850000	-5.8	0.2	-5.7	PASS
5955.650000	-5.9	0.2	-5.7	PASS
5953.250000	-5.9	0.3	-5.7	PASS
5954.150000	-6.0	0.3	-5.7	PASS
5955.350000	-6.0	0.3	-5.7	PASS
5951.250000	-6.0	0.3	-5.7	PASS
5952.550000	-6.0	0.4	-5.7	PASS
5953.350000	-6.0	0.4	-5.7	PASS
5957.250000	-6.0	0.4	-5.7	PASS
5956.350000	-6.0	0.4	-5.7	PASS
5956.250000	-6.0	0.4	-5.7	PASS
5953.850000	-6.1	0.4	-5.7	PASS

In Band



Measurement 1

Setting	Instrument Value	Target Value
Start Frequency	5.90500 GHz	5.90500 GHz
Stop Frequency	6.00500 GHz	6.00500 GHz
Span	100.000 MHz	100.000 MHz
RBW	200.000 kHz	~ 200.000 kHz
VBW	500.000 kHz	~ 600.000 kHz
SweepPoints	1000	~ 1000
Sweeptime	1.000 ms	AUTO
Reference Level	0.000 dBm	0.000 dBm
Attenuation	10.000 dB	AUTO
Detector	RMS	RMS
SweepCount	100	100
Filter	3 dB	3 dB
Trace Mode	Average Power	Average Power
Sweeptype	Sweep	Sweep
Preamp	off	off

In-Band Emissions(4) (5955 MHz; 11a (20 MHz))

Result

DUT Frequency (MHz)	Result
5955.000000	PASS

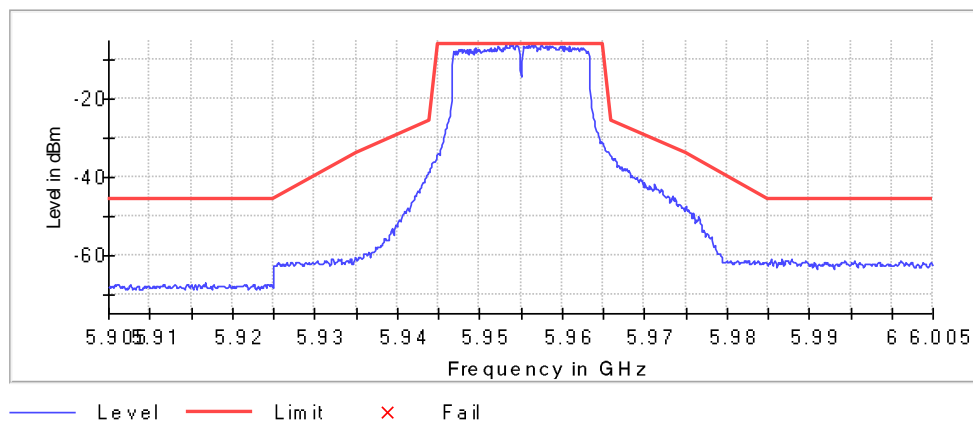
Inband Peak

Frequency (MHz)	Level (dBm)
5953.750000	-5.7

Measurements

Frequency (MHz)	Level (dBm)	Margin (dB)	Limit (dBm)	Result
5956.250000	-5.7	0.0	-5.7	PASS
5957.550000	-5.7	0.0	-5.7	PASS
5956.550000	-5.9	0.2	-5.7	PASS
5956.350000	-5.9	0.2	-5.7	PASS
5953.150000	-5.9	0.3	-5.7	PASS
5956.650000	-6.0	0.3	-5.7	PASS
5955.950000	-6.0	0.3	-5.7	PASS
5954.450000	-6.0	0.3	-5.7	PASS
5954.050000	-6.1	0.4	-5.7	PASS
5957.650000	-6.1	0.4	-5.7	PASS
5954.550000	-6.1	0.4	-5.7	PASS
5953.850000	-6.1	0.5	-5.7	PASS
5958.150000	-6.2	0.5	-5.7	PASS
5959.750000	-6.2	0.5	-5.7	PASS
5958.450000	-6.2	0.5	-5.7	PASS

In Band



Measurement 1

Setting	Instrument Value	Target Value
Start Frequency	5.90500 GHz	5.90500 GHz
Stop Frequency	6.00500 GHz	6.00500 GHz
Span	100.000 MHz	100.000 MHz
RBW	200.000 kHz	~ 200.000 kHz
VBW	500.000 kHz	~ 600.000 kHz
SweepPoints	1000	~ 1000
Sweeptime	1.000 ms	AUTO
Reference Level	0.000 dBm	0.000 dBm
Attenuation	10.000 dB	AUTO
Detector	RMS	RMS
SweepCount	100	100
Filter	3 dB	3 dB
Trace Mode	Average Power	Average Power
Sweeptype	Sweep	Sweep
Preamp	off	off

In-Band Emissions(1) (6175 MHz; 11a (20 MHz))

Result

DUT Frequency (MHz)	Result
6175.000000	PASS

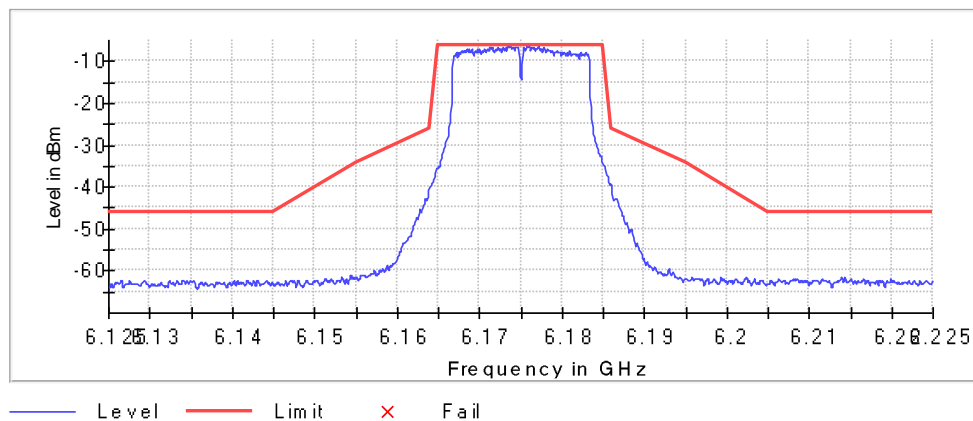
Inband Peak

Frequency (MHz)	Level (dBm)
6173.750000	-6.2

Measurements

Frequency (MHz)	Level (dBm)	Margin (dB)	Limit (dBm)	Result
6173.450000	-6.3	0.1	-6.2	PASS
6175.950000	-6.3	0.2	-6.2	PASS
6175.750000	-6.4	0.2	-6.2	PASS
6177.150000	-6.4	0.3	-6.2	PASS
6173.550000	-6.4	0.3	-6.2	PASS
6174.050000	-6.5	0.3	-6.2	PASS
6174.450000	-6.5	0.4	-6.2	PASS
6172.250000	-6.5	0.4	-6.2	PASS
6174.150000	-6.6	0.4	-6.2	PASS
6176.550000	-6.6	0.4	-6.2	PASS
6177.850000	-6.6	0.5	-6.2	PASS
6174.650000	-6.7	0.5	-6.2	PASS
6176.350000	-6.7	0.5	-6.2	PASS
6172.850000	-6.7	0.5	-6.2	PASS
6175.650000	-6.7	0.5	-6.2	PASS

In Band



Measurement 1

Setting	Instrument Value	Target Value
Start Frequency	6.12500 GHz	6.12500 GHz
Stop Frequency	6.22500 GHz	6.22500 GHz
Span	100.000 MHz	100.000 MHz
RBW	200.000 kHz	~ 200.000 kHz
VBW	500.000 kHz	~ 600.000 kHz
SweepPoints	1000	~ 1000
Sweeptime	1.000 ms	AUTO
Reference Level	0.000 dBm	0.000 dBm
Attenuation	10.000 dB	AUTO
Detector	RMS	RMS
SweepCount	100	100
Filter	3 dB	3 dB
Trace Mode	Average Power	Average Power
Sweeptype	Sweep	Sweep
Preamp	off	off

In-Band Emissions(2) (6175 MHz; 11a (20 MHz))

Result

DUT Frequency (MHz)	Result
6175.000000	PASS

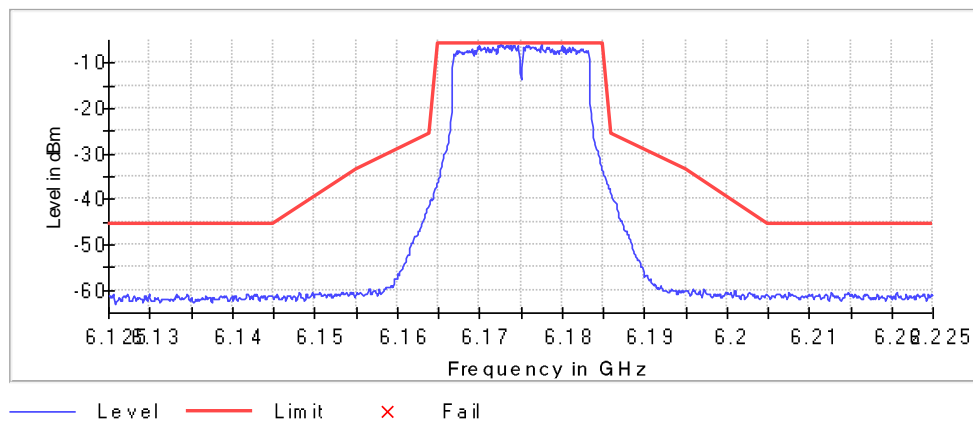
Inband Peak

Frequency (MHz)	Level (dBm)
6177.550000	-5.6

Measurements

Frequency (MHz)	Level (dBm)	Margin (dB)	Limit (dBm)	Result
6172.550000	-5.7	0.1	-5.6	PASS
6173.150000	-6.0	0.4	-5.6	PASS
6173.850000	-6.1	0.5	-5.6	PASS
6174.150000	-6.1	0.5	-5.6	PASS
6173.450000	-6.1	0.5	-5.6	PASS
6174.250000	-6.1	0.5	-5.6	PASS
6179.950000	-6.1	0.5	-5.6	PASS
6173.750000	-6.1	0.6	-5.6	PASS
6175.950000	-6.2	0.6	-5.6	PASS
6170.050000	-6.2	0.6	-5.6	PASS
6172.850000	-6.2	0.6	-5.6	PASS
6175.650000	-6.2	0.6	-5.6	PASS
6173.250000	-6.2	0.6	-5.6	PASS
6180.050000	-6.2	0.7	-5.6	PASS
6174.650000	-6.3	0.7	-5.6	PASS

In Band



Measurement 1

Setting	Instrument Value	Target Value
Start Frequency	6.12500 GHz	6.12500 GHz
Stop Frequency	6.22500 GHz	6.22500 GHz
Span	100.000 MHz	100.000 MHz
RBW	200.000 kHz	~ 200.000 kHz
VBW	500.000 kHz	~ 600.000 kHz
SweepPoints	1000	~ 1000
Sweeptime	1.000 ms	AUTO
Reference Level	0.000 dBm	0.000 dBm
Attenuation	10.000 dB	AUTO
Detector	RMS	RMS
SweepCount	100	100
Filter	3 dB	3 dB
Trace Mode	Average Power	Average Power
Sweeptype	Sweep	Sweep
Preamp	off	off

In-Band Emissions(3) (6175 MHz; 11a (20 MHz))

Result

DUT Frequency (MHz)	Result
6175.000000	PASS

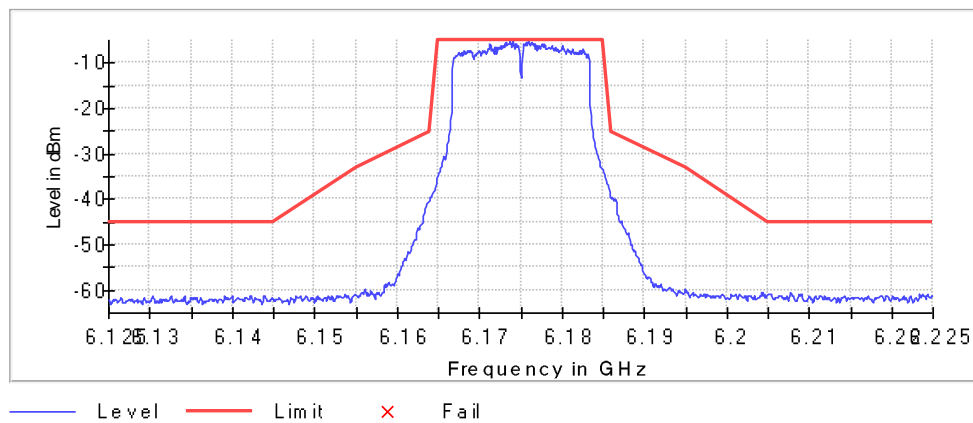
Inband Peak

Frequency (MHz)	Level (dBm)
6173.750000	-5.1

Measurements

Frequency (MHz)	Level (dBm)	Margin (dB)	Limit (dBm)	Result
6173.750000	-5.1	0.0	-5.1	PASS
6175.950000	-5.2	0.1	-5.1	PASS
6174.050000	-5.2	0.1	-5.1	PASS
6176.350000	-5.3	0.2	-5.1	PASS
6176.250000	-5.5	0.4	-5.1	PASS
6175.850000	-5.5	0.4	-5.1	PASS
6175.650000	-5.5	0.4	-5.1	PASS
6173.150000	-5.5	0.4	-5.1	PASS
6174.150000	-5.6	0.5	-5.1	PASS
6177.550000	-5.7	0.6	-5.1	PASS
6176.650000	-5.7	0.6	-5.1	PASS
6175.350000	-5.7	0.7	-5.1	PASS
6174.350000	-5.8	0.7	-5.1	PASS
6171.250000	-5.8	0.7	-5.1	PASS
6176.550000	-5.8	0.7	-5.1	PASS

In Band



Measurement 1

Setting	Instrument Value	Target Value
Start Frequency	6.12500 GHz	6.12500 GHz
Stop Frequency	6.22500 GHz	6.22500 GHz
Span	100.000 MHz	100.000 MHz
RBW	200.000 kHz	~ 200.000 kHz
VBW	500.000 kHz	~ 600.000 kHz
SweepPoints	1000	~ 1000
Sweeptime	1.000 ms	AUTO
Reference Level	0.000 dBm	0.000 dBm
Attenuation	10.000 dB	AUTO
Detector	RMS	RMS
SweepCount	100	100
Filter	3 dB	3 dB
Trace Mode	Average Power	Average Power
Sweeptype	Sweep	Sweep
Preamp	off	off

In-Band Emissions(4) (6175 MHz; 11a (20 MHz))

Result

DUT Frequency (MHz)	Result
6175.000000	PASS

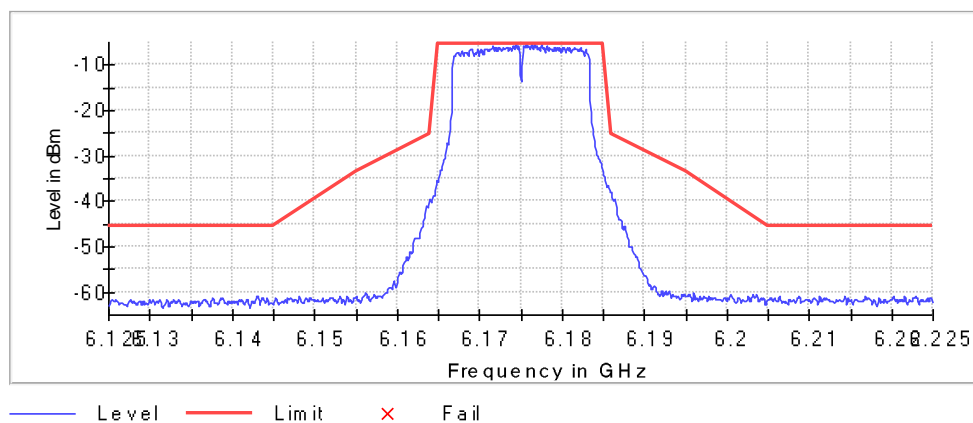
Inband Peak

Frequency (MHz)	Level (dBm)
6176.250000	-5.3

Measurements

Frequency (MHz)	Level (dBm)	Margin (dB)	Limit (dBm)	Result
6174.450000	-5.4	0.1	-5.3	PASS
6177.550000	-5.5	0.1	-5.3	PASS
6175.650000	-5.5	0.2	-5.3	PASS
6176.650000	-5.5	0.2	-5.3	PASS
6176.950000	-5.6	0.2	-5.3	PASS
6178.150000	-5.6	0.3	-5.3	PASS
6175.350000	-5.6	0.3	-5.3	PASS
6175.950000	-5.7	0.3	-5.3	PASS
6174.350000	-5.7	0.4	-5.3	PASS
6175.850000	-5.8	0.4	-5.3	PASS
6176.550000	-5.8	0.5	-5.3	PASS
6174.050000	-5.9	0.5	-5.3	PASS
6175.550000	-5.9	0.5	-5.3	PASS
6174.750000	-5.9	0.5	-5.3	PASS
6171.650000	-5.9	0.6	-5.3	PASS

In Band



Measurement 1

Setting	Instrument Value	Target Value
Start Frequency	6.12500 GHz	6.12500 GHz
Stop Frequency	6.22500 GHz	6.22500 GHz
Span	100.000 MHz	100.000 MHz
RBW	200.000 kHz	~ 200.000 kHz
VBW	500.000 kHz	~ 600.000 kHz
SweepPoints	1000	~ 1000
Sweeptime	1.000 ms	AUTO
Reference Level	0.000 dBm	0.000 dBm
Attenuation	10.000 dB	AUTO
Detector	RMS	RMS
SweepCount	100	100
Filter	3 dB	3 dB
Trace Mode	Average Power	Average Power
Sweeptype	Sweep	Sweep
Preamp	off	off

In-Band Emissions(1) (6415 MHz; 11a (20 MHz))

Result

DUT Frequency (MHz)	Result
6415.000000	PASS

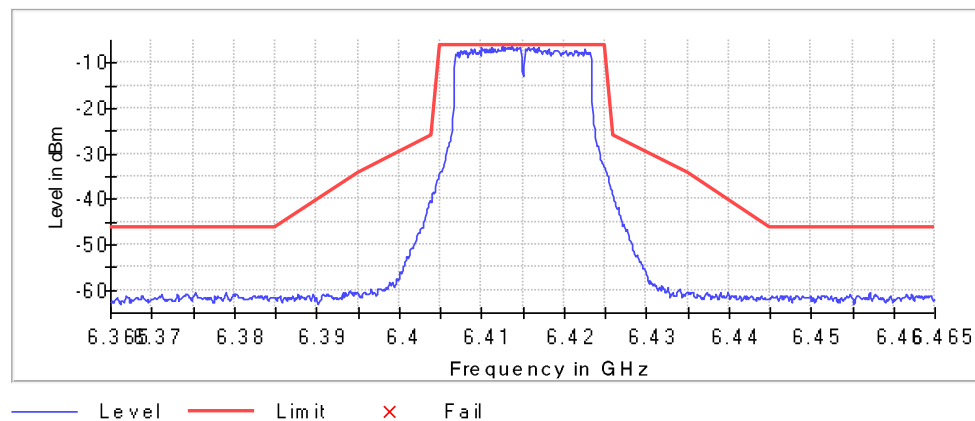
Inband Peak

Frequency (MHz)	Level (dBm)
6413.750000	-6.1

Measurements

Frequency (MHz)	Level (dBm)	Margin (dB)	Limit (dBm)	Result
6413.750000	-6.1	0.0	-6.1	PASS
6412.550000	-6.2	0.0	-6.1	PASS
6416.250000	-6.3	0.2	-6.1	PASS
6412.450000	-6.3	0.2	-6.1	PASS
6413.450000	-6.4	0.2	-6.1	PASS
6414.650000	-6.4	0.3	-6.1	PASS
6415.650000	-6.4	0.3	-6.1	PASS
6413.150000	-6.5	0.3	-6.1	PASS
6414.350000	-6.5	0.3	-6.1	PASS
6411.250000	-6.5	0.4	-6.1	PASS
6416.950000	-6.5	0.4	-6.1	PASS
6412.850000	-6.5	0.4	-6.1	PASS
6410.050000	-6.6	0.5	-6.1	PASS
6414.750000	-6.7	0.5	-6.1	PASS
6415.550000	-6.7	0.6	-6.1	PASS

In Band



Measurement 1

Setting	Instrument Value	Target Value
Start Frequency	6.36500 GHz	6.36500 GHz
Stop Frequency	6.46500 GHz	6.46500 GHz
Span	100.000 MHz	100.000 MHz
RBW	200.000 kHz	~ 200.000 kHz
VBW	500.000 kHz	~ 600.000 kHz
SweepPoints	1000	~ 1000
Sweeptime	1.000 ms	AUTO
Reference Level	0.000 dBm	0.000 dBm
Attenuation	10.000 dB	AUTO
Detector	RMS	RMS
SweepCount	100	100
Filter	3 dB	3 dB
Trace Mode	Average Power	Average Power
Sweeptype	Sweep	Sweep
Preamp	off	off

In-Band Emissions(2) (6415 MHz; 11a (20 MHz))

Result

DUT Frequency (MHz)	Result
6415.000000	PASS

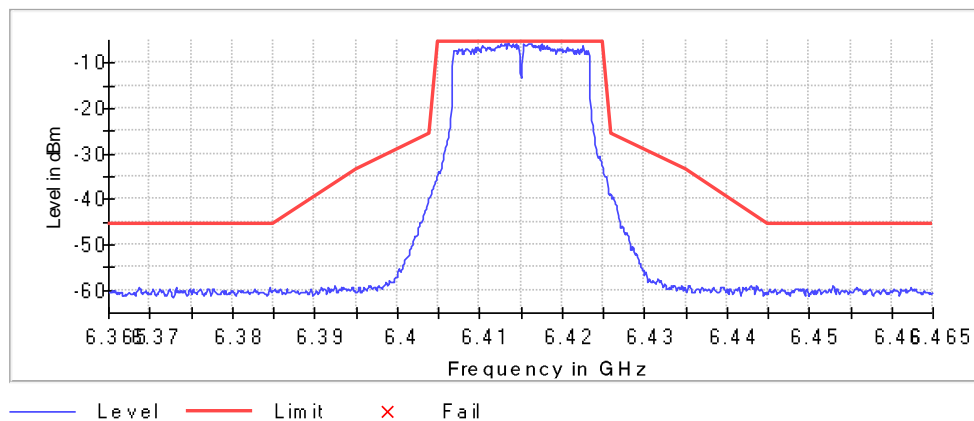
Inband Peak

Frequency (MHz)	Level (dBm)
6413.550000	-5.5

Measurements

Frequency (MHz)	Level (dBm)	Margin (dB)	Limit (dBm)	Result
6413.450000	-5.6	0.1	-5.5	PASS
6413.150000	-5.6	0.1	-5.5	PASS
6415.850000	-5.7	0.2	-5.5	PASS
6415.950000	-5.7	0.2	-5.5	PASS
6415.350000	-5.7	0.2	-5.5	PASS
6416.250000	-5.7	0.3	-5.5	PASS
6417.550000	-5.8	0.3	-5.5	PASS
6416.050000	-5.8	0.3	-5.5	PASS
6412.550000	-5.8	0.3	-5.5	PASS
6414.050000	-5.8	0.4	-5.5	PASS
6413.050000	-5.9	0.4	-5.5	PASS
6414.450000	-5.9	0.4	-5.5	PASS
6416.150000	-5.9	0.4	-5.5	PASS
6414.650000	-6.0	0.5	-5.5	PASS
6412.850000	-6.0	0.5	-5.5	PASS

In Band



Measurement 1

Setting	Instrument Value	Target Value
Start Frequency	6.36500 GHz	6.36500 GHz
Stop Frequency	6.46500 GHz	6.46500 GHz
Span	100.000 MHz	100.000 MHz
RBW	200.000 kHz	~ 200.000 kHz
VBW	500.000 kHz	~ 600.000 kHz
SweepPoints	1000	~ 1000
Sweeptime	1.000 ms	AUTO
Reference Level	0.000 dBm	0.000 dBm
Attenuation	10.000 dB	AUTO
Detector	RMS	RMS
SweepCount	100	100
Filter	3 dB	3 dB
Trace Mode	Average Power	Average Power
Sweeptype	Sweep	Sweep
Preamp	off	off

In-Band Emissions(3) (6415 MHz; 11a (20 MHz))

Result

DUT Frequency (MHz)	Result
6415.000000	PASS

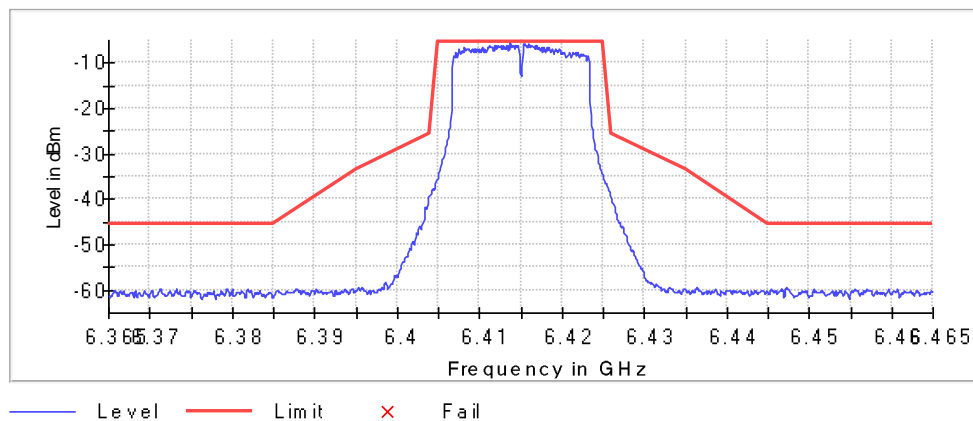
Inband Peak

Frequency (MHz)	Level (dBm)
6413.750000	-5.5

Measurements

Frequency (MHz)	Level (dBm)	Margin (dB)	Limit (dBm)	Result
6415.950000	-5.6	0.2	-5.5	PASS
6415.350000	-5.8	0.3	-5.5	PASS
6415.450000	-5.8	0.4	-5.5	PASS
6413.450000	-6.0	0.5	-5.5	PASS
6415.650000	-6.0	0.5	-5.5	PASS
6414.450000	-6.0	0.5	-5.5	PASS
6413.850000	-6.0	0.6	-5.5	PASS
6416.250000	-6.0	0.6	-5.5	PASS
6414.050000	-6.1	0.6	-5.5	PASS
6412.550000	-6.1	0.6	-5.5	PASS
6412.850000	-6.1	0.7	-5.5	PASS
6411.850000	-6.1	0.7	-5.5	PASS
6414.650000	-6.1	0.7	-5.5	PASS
6413.350000	-6.2	0.7	-5.5	PASS
6411.250000	-6.2	0.7	-5.5	PASS

In Band



Measurement 1

Setting	Instrument Value	Target Value
Start Frequency	6.36500 GHz	6.36500 GHz
Stop Frequency	6.46500 GHz	6.46500 GHz
Span	100.000 MHz	100.000 MHz
RBW	200.000 kHz	~ 200.000 kHz
VBW	500.000 kHz	~ 600.000 kHz
SweepPoints	1000	~ 1000
Sweeptime	1.000 ms	AUTO
Reference Level	0.000 dBm	0.000 dBm
Attenuation	10.000 dB	AUTO
Detector	RMS	RMS
SweepCount	100	100
Filter	3 dB	3 dB
Trace Mode	Average Power	Average Power
Sweeptype	Sweep	Sweep
Preamp	off	off

In-Band Emissions(4) (6415 MHz; 11a (20 MHz))

Result

DUT Frequency (MHz)	Result
6415.000000	PASS

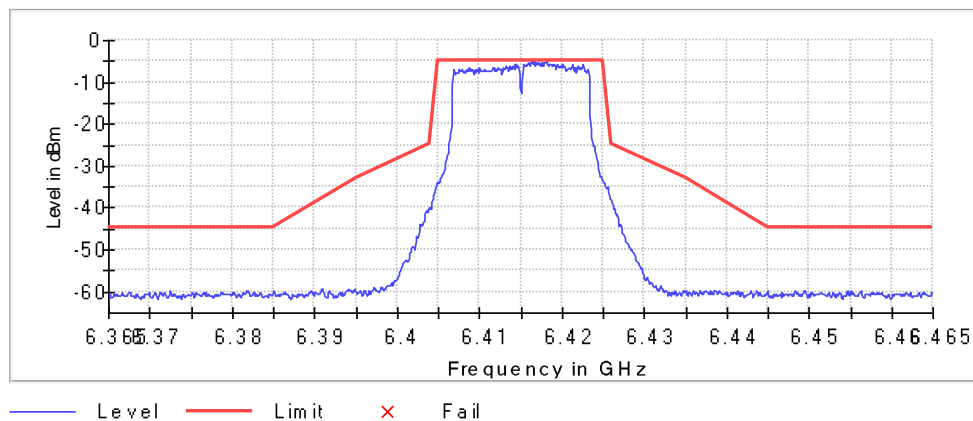
Inband Peak

Frequency (MHz)	Level (dBm)
6416.250000	-4.8

Measurements

Frequency (MHz)	Level (dBm)	Margin (dB)	Limit (dBm)	Result
6418.150000	-4.8	0.0	-4.8	PASS
6416.550000	-4.9	0.1	-4.8	PASS
6416.650000	-5.2	0.4	-4.8	PASS
6417.850000	-5.2	0.4	-4.8	PASS
6417.550000	-5.3	0.5	-4.8	PASS
6416.950000	-5.3	0.5	-4.8	PASS
6416.350000	-5.3	0.5	-4.8	PASS
6415.950000	-5.3	0.5	-4.8	PASS
6418.050000	-5.3	0.5	-4.8	PASS
6417.950000	-5.3	0.5	-4.8	PASS
6417.250000	-5.5	0.6	-4.8	PASS
6417.150000	-5.5	0.7	-4.8	PASS
6415.850000	-5.5	0.7	-4.8	PASS
6418.550000	-5.5	0.7	-4.8	PASS
6416.850000	-5.6	0.8	-4.8	PASS

In Band



Measurement 1

Setting	Instrument Value	Target Value
Start Frequency	6.36500 GHz	6.36500 GHz
Stop Frequency	6.46500 GHz	6.46500 GHz
Span	100.000 MHz	100.000 MHz
RBW	200.000 kHz	~ 200.000 kHz
VBW	500.000 kHz	~ 600.000 kHz
SweepPoints	1000	~ 1000
Sweeptime	1.000 ms	AUTO
Reference Level	0.000 dBm	0.000 dBm
Attenuation	10.000 dB	AUTO
Detector	RMS	RMS
SweepCount	100	100
Filter	3 dB	3 dB
Trace Mode	Average Power	Average Power
Sweeptype	Sweep	Sweep
Preamp	off	off

In-Band Emissions(1) (6435 MHz; 11a (20 MHz))

Result

DUT Frequency (MHz)	Result
6435.000000	PASS

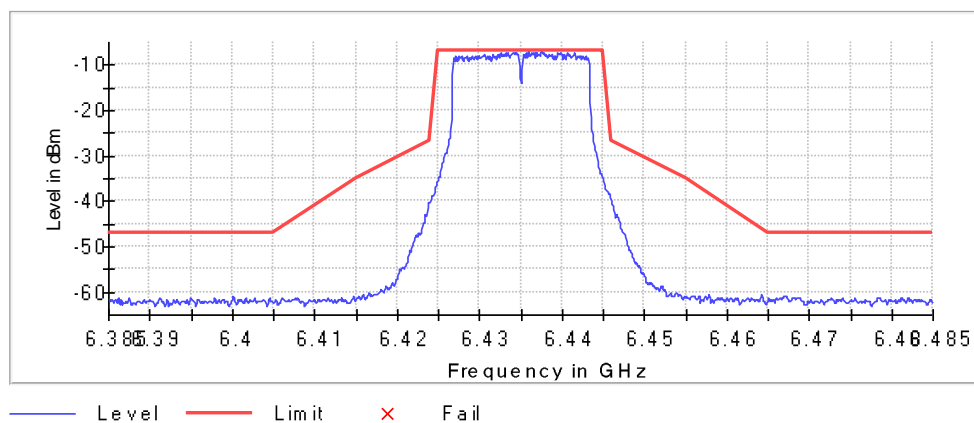
Inband Peak

Frequency (MHz)	Level (dBm)
6437.550000	-6.9

Measurements

Frequency (MHz)	Level (dBm)	Margin (dB)	Limit (dBm)	Result
6435.950000	-7.1	0.2	-6.9	PASS
6432.550000	-7.1	0.2	-6.9	PASS
6436.950000	-7.1	0.2	-6.9	PASS
6441.550000	-7.2	0.3	-6.9	PASS
6434.150000	-7.2	0.3	-6.9	PASS
6439.450000	-7.2	0.4	-6.9	PASS
6439.750000	-7.2	0.4	-6.9	PASS
6440.650000	-7.2	0.4	-6.9	PASS
6433.450000	-7.3	0.4	-6.9	PASS
6437.650000	-7.3	0.5	-6.9	PASS
6433.150000	-7.3	0.5	-6.9	PASS
6437.450000	-7.3	0.5	-6.9	PASS
6437.850000	-7.4	0.5	-6.9	PASS
6434.050000	-7.4	0.5	-6.9	PASS
6436.250000	-7.4	0.5	-6.9	PASS

In Band



Measurement 1

Setting	Instrument Value	Target Value
Start Frequency	6.38500 GHz	6.38500 GHz
Stop Frequency	6.48500 GHz	6.48500 GHz
Span	100.000 MHz	100.000 MHz
RBW	200.000 kHz	~ 200.000 kHz
VBW	500.000 kHz	~ 600.000 kHz
SweepPoints	1000	~ 1000
Sweeptime	1.000 ms	AUTO
Reference Level	0.000 dBm	0.000 dBm
Attenuation	10.000 dB	AUTO
Detector	RMS	RMS
SweepCount	100	100
Filter	3 dB	3 dB
Trace Mode	Average Power	Average Power
Sweeptype	Sweep	Sweep
Preamp	off	off

In-Band Emissions(2) (6435 MHz; 11a (20 MHz))

Result

DUT Frequency (MHz)	Result
6435.000000	PASS

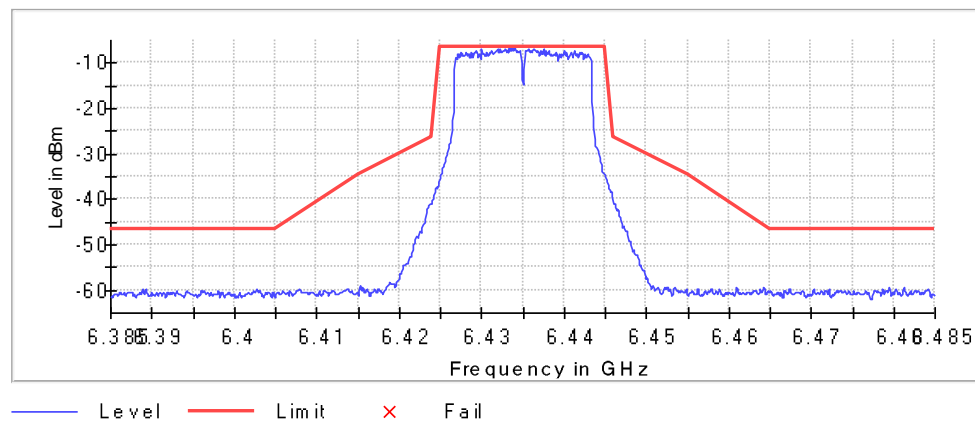
Inband Peak

Frequency (MHz)	Level (dBm)
6433.750000	-6.5

Measurements

Frequency (MHz)	Level (dBm)	Margin (dB)	Limit (dBm)	Result
6433.450000	-6.6	0.1	-6.5	PASS
6434.050000	-6.6	0.1	-6.5	PASS
6430.050000	-6.7	0.2	-6.5	PASS
6436.250000	-6.7	0.2	-6.5	PASS
6432.850000	-6.7	0.2	-6.5	PASS
6436.350000	-6.8	0.3	-6.5	PASS
6435.650000	-6.8	0.3	-6.5	PASS
6432.250000	-6.9	0.4	-6.5	PASS
6433.850000	-6.9	0.4	-6.5	PASS
6437.550000	-6.9	0.4	-6.5	PASS
6433.350000	-7.0	0.5	-6.5	PASS
6431.950000	-7.0	0.5	-6.5	PASS
6434.150000	-7.1	0.5	-6.5	PASS
6435.950000	-7.1	0.6	-6.5	PASS
6433.650000	-7.1	0.6	-6.5	PASS

In Band



Measurement 1

Setting	Instrument Value	Target Value
Start Frequency	6.38500 GHz	6.38500 GHz
Stop Frequency	6.48500 GHz	6.48500 GHz
Span	100.000 MHz	100.000 MHz
RBW	200.000 kHz	~ 200.000 kHz
VBW	500.000 kHz	~ 600.000 kHz
SweepPoints	1000	~ 1000
Sweeptime	1.000 ms	AUTO
Reference Level	0.000 dBm	0.000 dBm
Attenuation	10.000 dB	AUTO
Detector	RMS	RMS
SweepCount	100	100
Filter	3 dB	3 dB
Trace Mode	Average Power	Average Power
Sweeptype	Sweep	Sweep
Preamp	off	off

In-Band Emissions(3) (6435 MHz; 11a (20 MHz))

Result

DUT Frequency (MHz)	Result
6435.000000	PASS

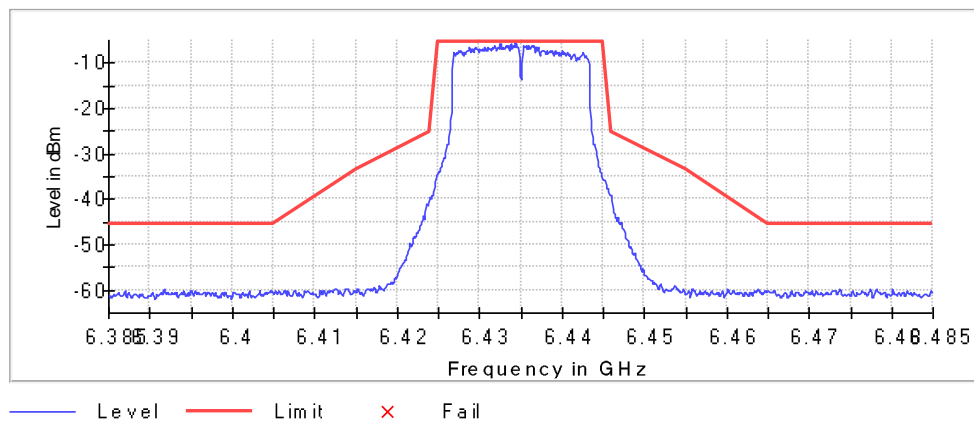
Inband Peak

Frequency (MHz)	Level (dBm)
6434.350000	-5.4

Measurements

Frequency (MHz)	Level (dBm)	Margin (dB)	Limit (dBm)	Result
6434.350000	-5.4	0.0	-5.4	PASS
6432.550000	-5.6	0.2	-5.4	PASS
6434.450000	-5.7	0.3	-5.4	PASS
6432.450000	-5.9	0.5	-5.4	PASS
6433.850000	-5.9	0.5	-5.4	PASS
6435.950000	-6.0	0.6	-5.4	PASS
6435.650000	-6.0	0.6	-5.4	PASS
6433.750000	-6.0	0.6	-5.4	PASS
6433.450000	-6.1	0.7	-5.4	PASS
6436.550000	-6.1	0.7	-5.4	PASS
6433.150000	-6.1	0.7	-5.4	PASS
6431.850000	-6.2	0.8	-5.4	PASS
6436.250000	-6.2	0.8	-5.4	PASS
6435.350000	-6.3	0.9	-5.4	PASS
6434.150000	-6.3	0.9	-5.4	PASS

In Band



Measurement 1

Setting	Instrument Value	Target Value
Start Frequency	6.38500 GHz	6.38500 GHz
Stop Frequency	6.48500 GHz	6.48500 GHz
Span	100.000 MHz	100.000 MHz
RBW	200.000 kHz	~ 200.000 kHz
VBW	500.000 kHz	~ 600.000 kHz
SweepPoints	1000	~ 1000
Sweeptime	1.000 ms	AUTO
Reference Level	0.000 dBm	0.000 dBm
Attenuation	10.000 dB	AUTO
Detector	RMS	RMS
SweepCount	100	100
Filter	3 dB	3 dB
Trace Mode	Average Power	Average Power
Sweeptype	Sweep	Sweep
Preamp	off	off

In-Band Emissions(4) (6435 MHz; 11a (20 MHz))

Result

DUT Frequency (MHz)	Result
6435.000000	PASS

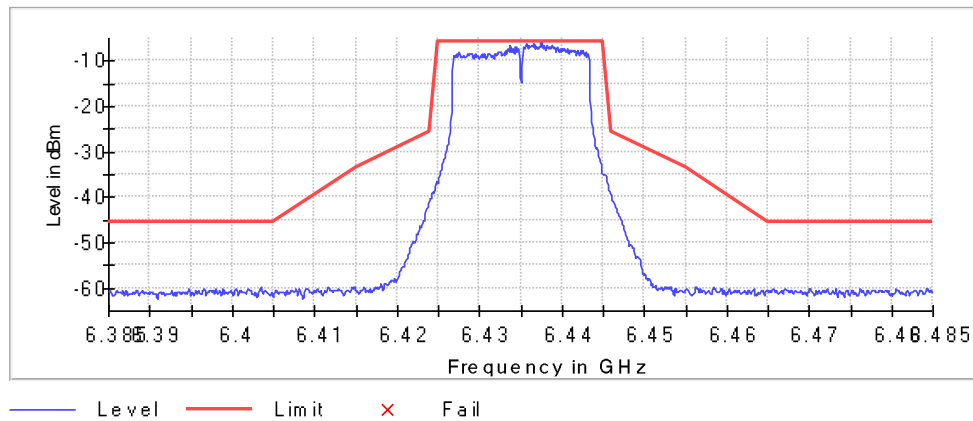
Inband Peak

Frequency (MHz)	Level (dBm)
6437.550000	-5.6

Measurements

Frequency (MHz)	Level (dBm)	Margin (dB)	Limit (dBm)	Result
6437.450000	-5.8	0.2	-5.6	PASS
6435.650000	-6.2	0.6	-5.6	PASS
6436.550000	-6.2	0.6	-5.6	PASS
6436.650000	-6.4	0.7	-5.6	PASS
6437.850000	-6.4	0.8	-5.6	PASS
6438.750000	-6.5	0.8	-5.6	PASS
6435.950000	-6.5	0.9	-5.6	PASS
6438.150000	-6.5	0.9	-5.6	PASS
6433.750000	-6.6	1.0	-5.6	PASS
6436.350000	-6.6	1.0	-5.6	PASS
6435.750000	-6.6	1.0	-5.6	PASS
6436.250000	-6.6	1.0	-5.6	PASS
6437.250000	-6.7	1.1	-5.6	PASS
6437.350000	-6.8	1.1	-5.6	PASS
6436.850000	-6.8	1.1	-5.6	PASS

In Band



Measurement 1

Setting	Instrument Value	Target Value
Start Frequency	6.38500 GHz	6.38500 GHz
Stop Frequency	6.48500 GHz	6.48500 GHz
Span	100.000 MHz	100.000 MHz
RBW	200.000 kHz	~ 200.000 kHz
VBW	500.000 kHz	~ 600.000 kHz
SweepPoints	1000	~ 1000
Sweeptime	1.000 ms	AUTO
Reference Level	0.000 dBm	0.000 dBm
Attenuation	10.000 dB	AUTO
Detector	RMS	RMS
SweepCount	100	100
Filter	3 dB	3 dB
Trace Mode	Average Power	Average Power
Sweeptype	Sweep	Sweep
Preamp	off	off

In-Band Emissions(1) (6475 MHz; 11a (20 MHz))

Result

DUT Frequency (MHz)	Result
6475.000000	PASS

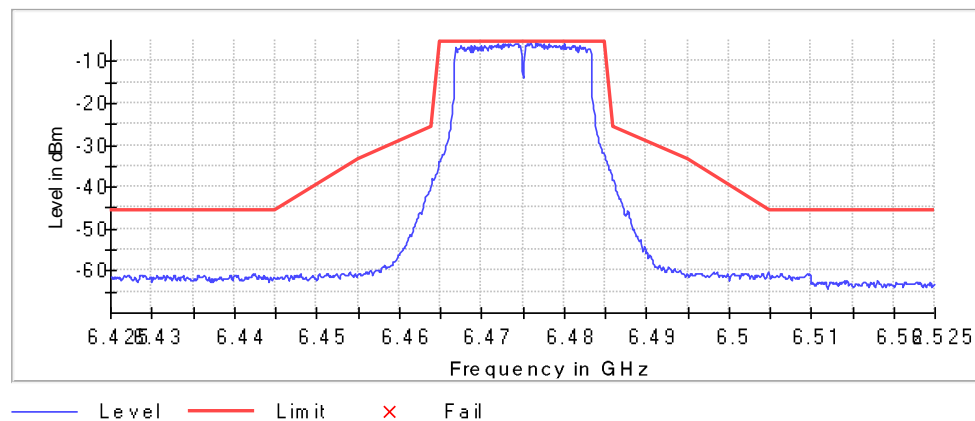
Inband Peak

Frequency (MHz)	Level (dBm)
6475.950000	-5.5

Measurements

Frequency (MHz)	Level (dBm)	Margin (dB)	Limit (dBm)	Result
6475.950000	-5.5	0.0	-5.5	PASS
6476.550000	-5.5	0.0	-5.5	PASS
6475.650000	-5.7	0.2	-5.5	PASS
6475.850000	-5.7	0.2	-5.5	PASS
6471.950000	-5.7	0.2	-5.5	PASS
6477.150000	-5.7	0.2	-5.5	PASS
6474.050000	-5.8	0.2	-5.5	PASS
6472.550000	-5.8	0.2	-5.5	PASS
6476.650000	-5.8	0.3	-5.5	PASS
6476.850000	-5.8	0.3	-5.5	PASS
6473.150000	-5.9	0.3	-5.5	PASS
6473.450000	-5.9	0.3	-5.5	PASS
6476.950000	-5.9	0.4	-5.5	PASS
6475.550000	-5.9	0.4	-5.5	PASS
6474.350000	-5.9	0.4	-5.5	PASS

In Band



Measurement 1

Setting	Instrument Value	Target Value
Start Frequency	6.42500 GHz	6.42500 GHz
Stop Frequency	6.52500 GHz	6.52500 GHz
Span	100.000 MHz	100.000 MHz
RBW	200.000 kHz	~ 200.000 kHz
VBW	500.000 kHz	~ 600.000 kHz
SweepPoints	1000	~ 1000
SweepTime	1.000 ms	AUTO
Reference Level	0.000 dBm	0.000 dBm
Attenuation	10.000 dB	AUTO
Detector	RMS	RMS
SweepCount	100	100
Filter	3 dB	3 dB
Trace Mode	Average Power	Average Power
Sweeptype	Sweep	Sweep
Preamp	off	off

In-Band Emissions(2) (6475 MHz; 11a (20 MHz))

Result

DUT Frequency (MHz)	Result
6475.000000	PASS

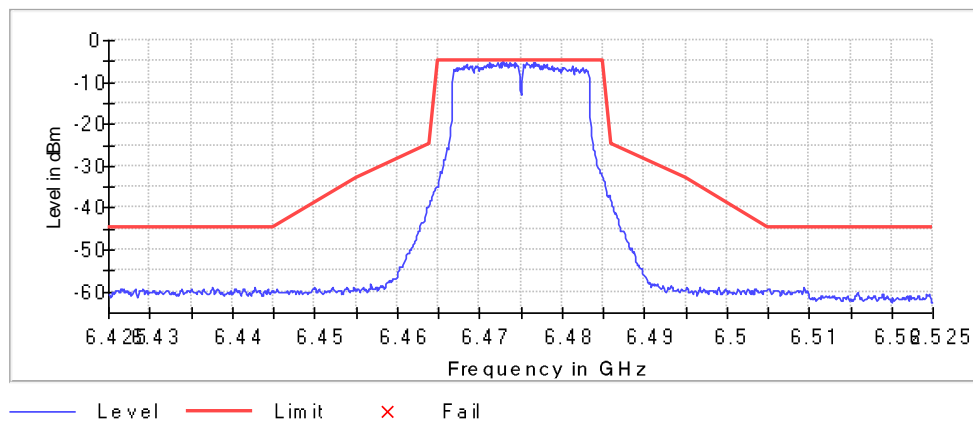
Inband Peak

Frequency (MHz)	Level (dBm)
6472.850000	-4.9

Measurements

Frequency (MHz)	Level (dBm)	Margin (dB)	Limit (dBm)	Result
6471.250000	-5.2	0.3	-4.9	PASS
6473.750000	-5.2	0.3	-4.9	PASS
6472.550000	-5.2	0.4	-4.9	PASS
6476.650000	-5.3	0.4	-4.9	PASS
6472.250000	-5.3	0.4	-4.9	PASS
6472.150000	-5.3	0.5	-4.9	PASS
6473.150000	-5.4	0.5	-4.9	PASS
6475.650000	-5.4	0.5	-4.9	PASS
6476.550000	-5.4	0.5	-4.9	PASS
6474.350000	-5.5	0.6	-4.9	PASS
6473.850000	-5.5	0.7	-4.9	PASS
6475.750000	-5.5	0.7	-4.9	PASS
6476.350000	-5.5	0.7	-4.9	PASS
6471.350000	-5.5	0.7	-4.9	PASS
6476.850000	-5.5	0.7	-4.9	PASS

In Band



Measurement 1

Setting	Instrument Value	Target Value
Start Frequency	6.42500 GHz	6.42500 GHz
Stop Frequency	6.52500 GHz	6.52500 GHz
Span	100.000 MHz	100.000 MHz
RBW	200.000 kHz	~ 200.000 kHz
VBW	500.000 kHz	~ 600.000 kHz
SweepPoints	1000	~ 1000
Sweeptime	1.000 ms	AUTO
Reference Level	0.000 dBm	0.000 dBm
Attenuation	10.000 dB	AUTO
Detector	RMS	RMS
SweepCount	100	100
Filter	3 dB	3 dB
Trace Mode	Average Power	Average Power
Sweeptype	Sweep	Sweep
Preamp	off	off

In-Band Emissions(3) (6475 MHz; 11a (20 MHz))

Result

DUT Frequency (MHz)	Result
6475.000000	PASS

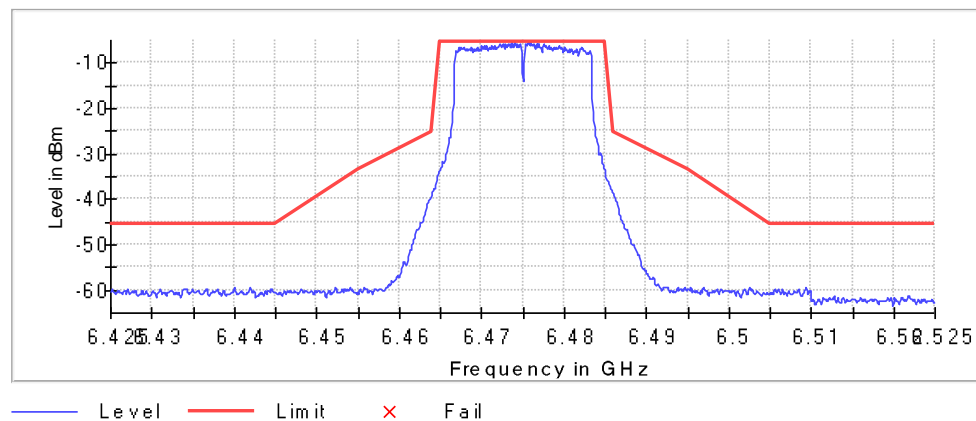
Inband Peak

Frequency (MHz)	Level (dBm)
6473.750000	-5.4

Measurements

Frequency (MHz)	Level (dBm)	Margin (dB)	Limit (dBm)	Result
6473.750000	-5.4	0.0	-5.4	PASS
6475.650000	-5.4	0.0	-5.4	PASS
6475.950000	-5.5	0.1	-5.4	PASS
6474.050000	-5.5	0.1	-5.4	PASS
6477.550000	-5.6	0.2	-5.4	PASS
6474.750000	-5.7	0.3	-5.4	PASS
6473.450000	-5.7	0.3	-5.4	PASS
6473.150000	-5.7	0.3	-5.4	PASS
6476.950000	-5.7	0.3	-5.4	PASS
6475.350000	-5.7	0.3	-5.4	PASS
6474.150000	-5.7	0.3	-5.4	PASS
6476.250000	-5.7	0.3	-5.4	PASS
6472.250000	-5.8	0.4	-5.4	PASS
6472.550000	-5.8	0.4	-5.4	PASS
6472.850000	-5.8	0.4	-5.4	PASS

In Band



Measurement 1

Setting	Instrument Value	Target Value
Start Frequency	6.42500 GHz	6.42500 GHz
Stop Frequency	6.52500 GHz	6.52500 GHz
Span	100.000 MHz	100.000 MHz
RBW	200.000 kHz	~ 200.000 kHz
VBW	500.000 kHz	~ 600.000 kHz
SweepPoints	1000	~ 1000
Sweeptime	1.000 ms	AUTO
Reference Level	0.000 dBm	0.000 dBm
Attenuation	10.000 dB	AUTO
Detector	RMS	RMS
SweepCount	100	100
Filter	3 dB	3 dB
Trace Mode	Average Power	Average Power
Sweeptype	Sweep	Sweep
Preamp	off	off

In-Band Emissions(4) (6475 MHz; 11a (20 MHz))

Result

DUT Frequency (MHz)	Result
6475.000000	PASS

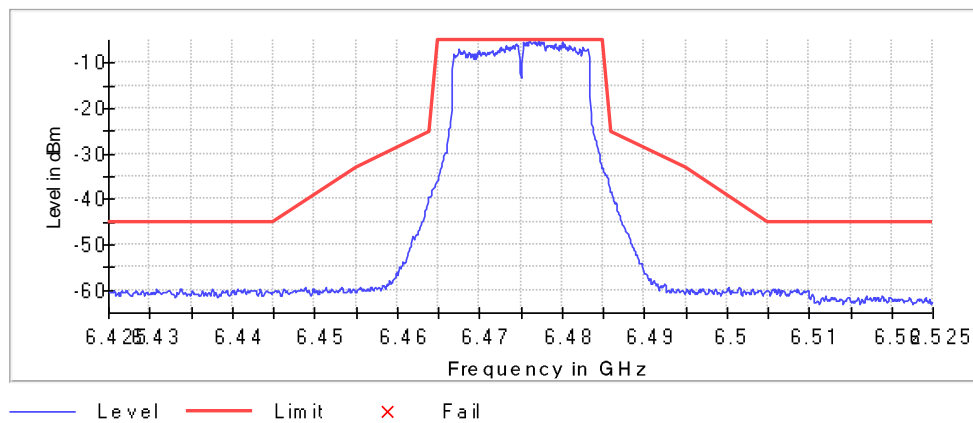
Inband Peak

Frequency (MHz)	Level (dBm)
6476.050000	-5.2

Measurements

Frequency (MHz)	Level (dBm)	Margin (dB)	Limit (dBm)	Result
6476.050000	-5.2	0.0	-5.2	PASS
6477.150000	-5.2	0.0	-5.2	PASS
6477.550000	-5.3	0.1	-5.2	PASS
6476.550000	-5.3	0.2	-5.2	PASS
6476.450000	-5.4	0.2	-5.2	PASS
6477.450000	-5.4	0.2	-5.2	PASS
6475.650000	-5.5	0.3	-5.2	PASS
6476.650000	-5.5	0.3	-5.2	PASS
6475.350000	-5.5	0.3	-5.2	PASS
6477.750000	-5.5	0.3	-5.2	PASS
6476.850000	-5.5	0.3	-5.2	PASS
6475.950000	-5.6	0.4	-5.2	PASS
6480.050000	-5.6	0.4	-5.2	PASS
6476.150000	-5.6	0.4	-5.2	PASS
6474.450000	-5.6	0.4	-5.2	PASS

In Band



Measurement 1

Setting	Instrument Value	Target Value
Start Frequency	6.42500 GHz	6.42500 GHz
Stop Frequency	6.52500 GHz	6.52500 GHz
Span	100.000 MHz	100.000 MHz
RBW	200.000 kHz	~ 200.000 kHz
VBW	500.000 kHz	~ 600.000 kHz
SweepPoints	1000	~ 1000
Sweeptime	1.000 ms	AUTO
Reference Level	0.000 dBm	0.000 dBm
Attenuation	10.000 dB	AUTO
Detector	RMS	RMS
SweepCount	100	100
Filter	3 dB	3 dB
Trace Mode	Average Power	Average Power
Sweeptype	Sweep	Sweep
Preamp	off	off

In-Band Emissions(1) (6515 MHz; 11a (20 MHz))

Result

DUT Frequency (MHz)	Result
6515.000000	PASS

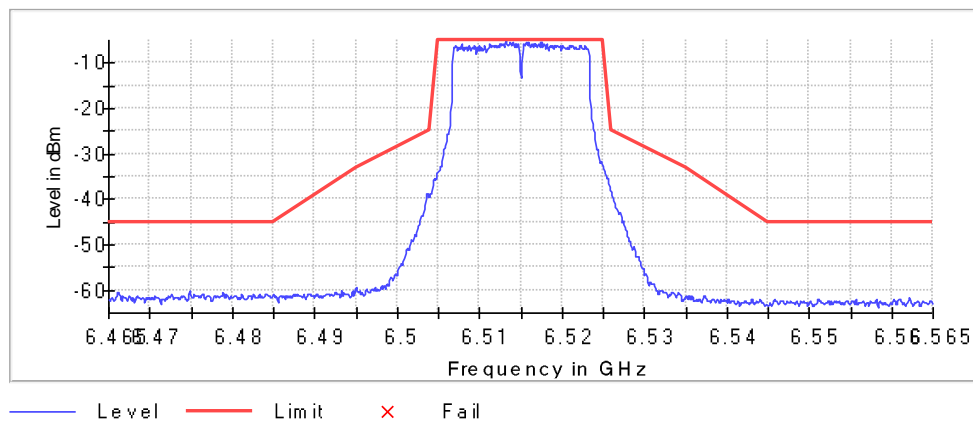
Inband Peak

Frequency (MHz)	Level (dBm)
6513.150000	-5.1

Measurements

Frequency (MHz)	Level (dBm)	Margin (dB)	Limit (dBm)	Result
6515.650000	-5.2	0.2	-5.1	PASS
6513.750000	-5.3	0.2	-5.1	PASS
6514.050000	-5.3	0.2	-5.1	PASS
6515.950000	-5.4	0.3	-5.1	PASS
6517.550000	-5.4	0.3	-5.1	PASS
6513.250000	-5.4	0.4	-5.1	PASS
6517.450000	-5.6	0.5	-5.1	PASS
6512.750000	-5.6	0.5	-5.1	PASS
6516.550000	-5.6	0.5	-5.1	PASS
6512.550000	-5.6	0.5	-5.1	PASS
6515.550000	-5.6	0.5	-5.1	PASS
6514.450000	-5.6	0.5	-5.1	PASS
6517.850000	-5.6	0.6	-5.1	PASS
6512.850000	-5.7	0.6	-5.1	PASS
6516.650000	-5.7	0.6	-5.1	PASS

In Band



Measurement 1

Setting	Instrument Value	Target Value
Start Frequency	6.46500 GHz	6.46500 GHz
Stop Frequency	6.56500 GHz	6.56500 GHz
Span	100.000 MHz	100.000 MHz
RBW	200.000 kHz	~ 200.000 kHz
VBW	500.000 kHz	~ 600.000 kHz
SweepPoints	1000	~ 1000
Sweeptime	1.000 ms	AUTO
Reference Level	0.000 dBm	0.000 dBm
Attenuation	10.000 dB	AUTO
Detector	RMS	RMS
SweepCount	100	100
Filter	3 dB	3 dB
Trace Mode	Average Power	Average Power
Sweeptype	Sweep	Sweep
Preamp	off	off

In-Band Emissions(2) (6515 MHz; 11a (20 MHz))

Result

DUT Frequency (MHz)	Result
6515.000000	PASS

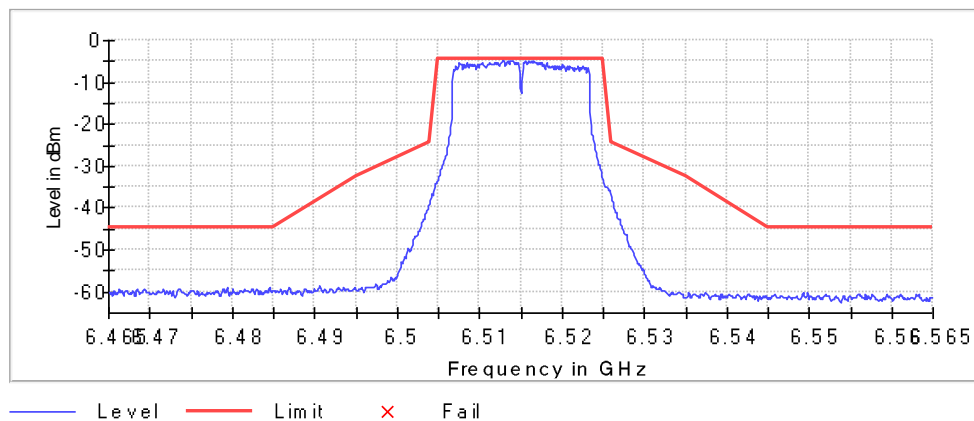
Inband Peak

Frequency (MHz)	Level (dBm)
6512.850000	-4.6

Measurements

Frequency (MHz)	Level (dBm)	Margin (dB)	Limit (dBm)	Result
6512.850000	-4.6	0.0	-4.6	PASS
6514.050000	-4.7	0.2	-4.6	PASS
6516.250000	-4.8	0.2	-4.6	PASS
6516.550000	-4.8	0.2	-4.6	PASS
6513.850000	-4.8	0.3	-4.6	PASS
6513.750000	-4.9	0.3	-4.6	PASS
6512.750000	-4.9	0.3	-4.6	PASS
6513.450000	-4.9	0.3	-4.6	PASS
6514.150000	-5.0	0.5	-4.6	PASS
6515.550000	-5.0	0.5	-4.6	PASS
6515.950000	-5.0	0.5	-4.6	PASS
6513.950000	-5.0	0.5	-4.6	PASS
6513.550000	-5.1	0.5	-4.6	PASS
6516.150000	-5.1	0.6	-4.6	PASS
6516.650000	-5.1	0.6	-4.6	PASS

In Band



Measurement 1

Setting	Instrument Value	Target Value
Start Frequency	6.46500 GHz	6.46500 GHz
Stop Frequency	6.56500 GHz	6.56500 GHz
Span	100.000 MHz	100.000 MHz
RBW	200.000 kHz	~ 200.000 kHz
VBW	500.000 kHz	~ 600.000 kHz
SweepPoints	1000	~ 1000
Sweeptime	1.000 ms	AUTO
Reference Level	0.000 dBm	0.000 dBm
Attenuation	10.000 dB	AUTO
Detector	RMS	RMS
SweepCount	100	100
Filter	3 dB	3 dB
Trace Mode	Average Power	Average Power
Sweeptype	Sweep	Sweep
Preamp	off	off

In-Band Emissions(3) (6515 MHz; 11a (20 MHz))

Result

DUT Frequency (MHz)	Result
6515.000000	PASS

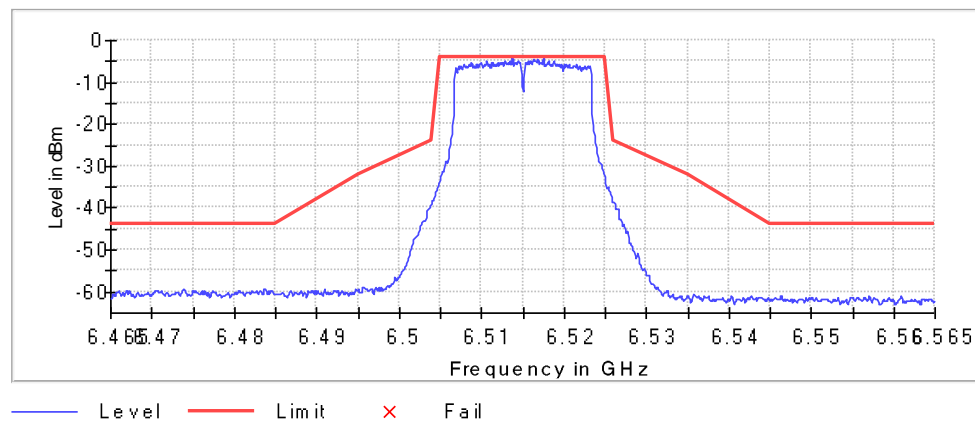
Inband Peak

Frequency (MHz)	Level (dBm)
6513.750000	-3.9

Measurements

Frequency (MHz)	Level (dBm)	Margin (dB)	Limit (dBm)	Result
6517.550000	-4.2	0.3	-3.9	PASS
6516.250000	-4.3	0.4	-3.9	PASS
6513.850000	-4.3	0.4	-3.9	PASS
6516.850000	-4.5	0.6	-3.9	PASS
6516.450000	-4.8	0.9	-3.9	PASS
6516.550000	-4.8	0.9	-3.9	PASS
6513.450000	-4.8	0.9	-3.9	PASS
6514.450000	-4.8	0.9	-3.9	PASS
6512.850000	-4.9	1.0	-3.9	PASS
6517.450000	-4.9	1.0	-3.9	PASS
6515.950000	-4.9	1.0	-3.9	PASS
6516.350000	-4.9	1.0	-3.9	PASS
6515.650000	-4.9	1.0	-3.9	PASS
6518.750000	-5.0	1.1	-3.9	PASS
6518.150000	-5.0	1.1	-3.9	PASS

In Band



Measurement 1

Setting	Instrument Value	Target Value
Start Frequency	6.46500 GHz	6.46500 GHz
Stop Frequency	6.56500 GHz	6.56500 GHz
Span	100.000 MHz	100.000 MHz
RBW	200.000 kHz	~ 200.000 kHz
VBW	500.000 kHz	~ 600.000 kHz
SweepPoints	1000	~ 1000
Sweeptime	1.000 ms	AUTO
Reference Level	0.000 dBm	0.000 dBm
Attenuation	10.000 dB	AUTO
Detector	RMS	RMS
SweepCount	100	100
Filter	3 dB	3 dB
Trace Mode	Average Power	Average Power
Sweeptype	Sweep	Sweep
Preamp	off	off

In-Band Emissions(4) (6515 MHz; 11a (20 MHz))

Result

DUT Frequency (MHz)	Result
6515.000000	PASS

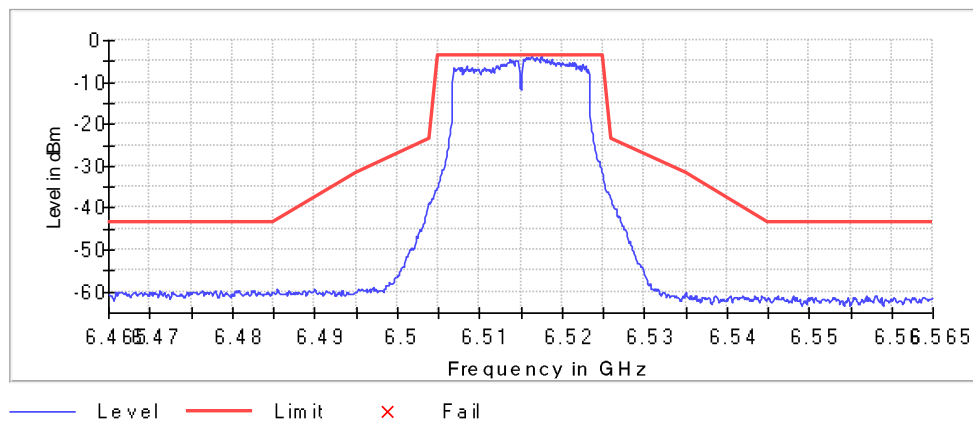
Inband Peak

Frequency (MHz)	Level (dBm)
6517.550000	-3.6

Measurements

Frequency (MHz)	Level (dBm)	Margin (dB)	Limit (dBm)	Result
6516.250000	-3.7	0.1	-3.6	PASS
6516.350000	-3.8	0.2	-3.6	PASS
6517.450000	-3.9	0.3	-3.6	PASS
6515.950000	-3.9	0.3	-3.6	PASS
6515.650000	-4.0	0.4	-3.6	PASS
6516.950000	-4.3	0.7	-3.6	PASS
6517.850000	-4.3	0.7	-3.6	PASS
6517.150000	-4.3	0.7	-3.6	PASS
6516.850000	-4.3	0.7	-3.6	PASS
6516.050000	-4.3	0.7	-3.6	PASS
6515.850000	-4.4	0.8	-3.6	PASS
6516.650000	-4.4	0.8	-3.6	PASS
6515.350000	-4.4	0.8	-3.6	PASS
6516.150000	-4.5	0.9	-3.6	PASS
6513.750000	-4.5	0.9	-3.6	PASS

In Band



Measurement 1

Setting	Instrument Value	Target Value
Start Frequency	6.46500 GHz	6.46500 GHz
Stop Frequency	6.56500 GHz	6.56500 GHz
Span	100.000 MHz	100.000 MHz
RBW	200.000 kHz	~ 200.000 kHz
VBW	500.000 kHz	~ 600.000 kHz
SweepPoints	1000	~ 1000
Sweeptime	1.000 ms	AUTO
Reference Level	0.000 dBm	0.000 dBm
Attenuation	10.000 dB	AUTO
Detector	RMS	RMS
SweepCount	100	100
Filter	3 dB	3 dB
Trace Mode	Average Power	Average Power
Sweeptype	Sweep	Sweep
Preamp	off	off

In-Band Emissions(1) (6535 MHz; 11a (20 MHz))

Result

DUT Frequency (MHz)	Result
6535.000000	PASS

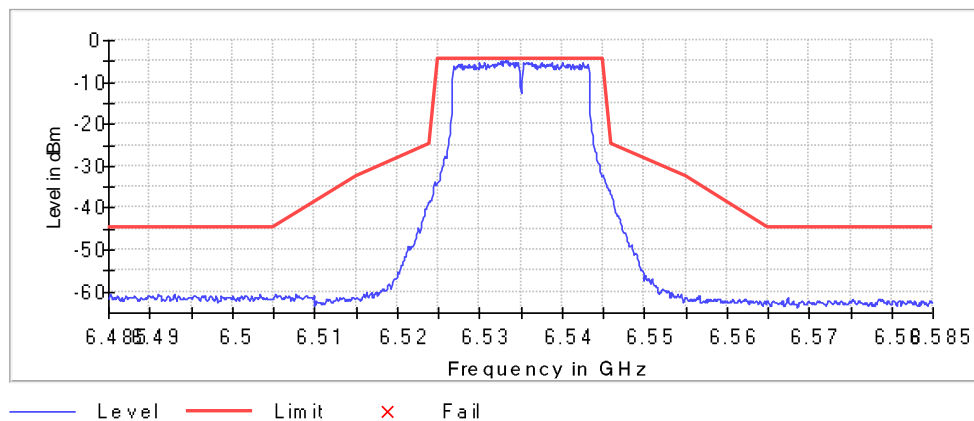
Inband Peak

Frequency (MHz)	Level (dBm)
6533.150000	-4.6

Measurements

Frequency (MHz)	Level (dBm)	Margin (dB)	Limit (dBm)	Result
6533.250000	-4.8	0.2	-4.6	PASS
6532.850000	-4.9	0.3	-4.6	PASS
6533.450000	-4.9	0.3	-4.6	PASS
6532.550000	-5.1	0.5	-4.6	PASS
6533.350000	-5.1	0.5	-4.6	PASS
6534.050000	-5.1	0.5	-4.6	PASS
6533.750000	-5.1	0.5	-4.6	PASS
6532.950000	-5.1	0.5	-4.6	PASS
6530.650000	-5.1	0.5	-4.6	PASS
6532.250000	-5.2	0.6	-4.6	PASS
6537.550000	-5.2	0.6	-4.6	PASS
6533.050000	-5.2	0.6	-4.6	PASS
6535.650000	-5.2	0.6	-4.6	PASS
6534.450000	-5.3	0.6	-4.6	PASS
6540.050000	-5.3	0.7	-4.6	PASS

In Band



Measurement 1

Setting	Instrument Value	Target Value
Start Frequency	6.48500 GHz	6.48500 GHz
Stop Frequency	6.58500 GHz	6.58500 GHz
Span	100.000 MHz	100.000 MHz
RBW	200.000 kHz	~ 200.000 kHz
VBW	500.000 kHz	~ 600.000 kHz
SweepPoints	1000	~ 1000
Sweeptime	1.000 ms	AUTO
Reference Level	0.000 dBm	0.000 dBm
Attenuation	10.000 dB	AUTO
Detector	RMS	RMS
SweepCount	100	100
Filter	3 dB	3 dB
Trace Mode	Average Power	Average Power
Sweeptype	Sweep	Sweep
Preamp	off	off

In-Band Emissions(2) (6535 MHz; 11a (20 MHz))

Result

DUT Frequency (MHz)	Result
6535.000000	PASS

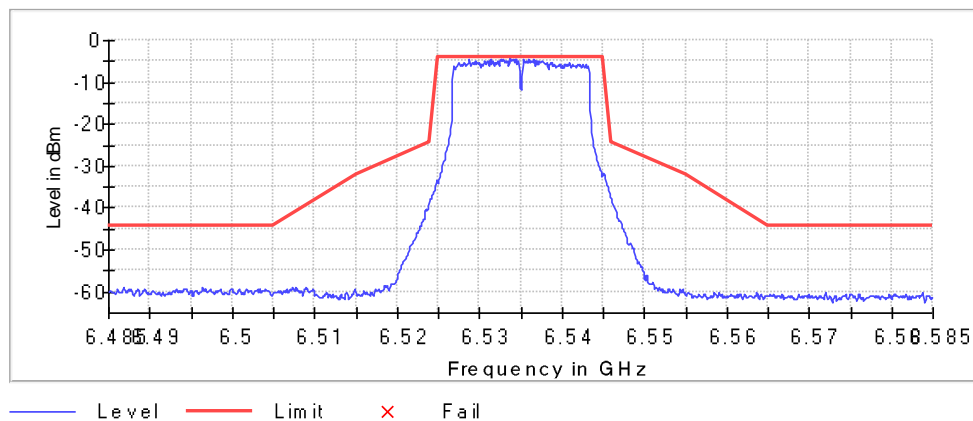
Inband Peak

Frequency (MHz)	Level (dBm)
6533.750000	-4.2

Measurements

Frequency (MHz)	Level (dBm)	Margin (dB)	Limit (dBm)	Result
6533.750000	-4.2	0.0	-4.2	PASS
6534.350000	-4.3	0.1	-4.2	PASS
6532.550000	-4.4	0.1	-4.2	PASS
6534.050000	-4.4	0.2	-4.2	PASS
6534.150000	-4.4	0.2	-4.2	PASS
6534.450000	-4.5	0.3	-4.2	PASS
6535.350000	-4.5	0.3	-4.2	PASS
6532.850000	-4.5	0.3	-4.2	PASS
6535.950000	-4.6	0.4	-4.2	PASS
6528.750000	-4.6	0.4	-4.2	PASS
6536.550000	-4.6	0.4	-4.2	PASS
6531.350000	-4.6	0.4	-4.2	PASS
6536.950000	-4.7	0.5	-4.2	PASS
6533.850000	-4.7	0.5	-4.2	PASS
6536.250000	-4.8	0.6	-4.2	PASS

In Band



Measurement 1

Setting	Instrument Value	Target Value
Start Frequency	6.48500 GHz	6.48500 GHz
Stop Frequency	6.58500 GHz	6.58500 GHz
Span	100.000 MHz	100.000 MHz
RBW	200.000 kHz	~ 200.000 kHz
VBW	500.000 kHz	~ 600.000 kHz
SweepPoints	1000	~ 1000
Sweeptime	1.000 ms	AUTO
Reference Level	0.000 dBm	0.000 dBm
Attenuation	10.000 dB	AUTO
Detector	RMS	RMS
SweepCount	100	100
Filter	3 dB	3 dB
Trace Mode	Average Power	Average Power
Sweeptype	Sweep	Sweep
Preamp	off	off

In-Band Emissions(3) (6535 MHz; 11a (20 MHz))

Result

DUT Frequency (MHz)	Result
6535.000000	PASS

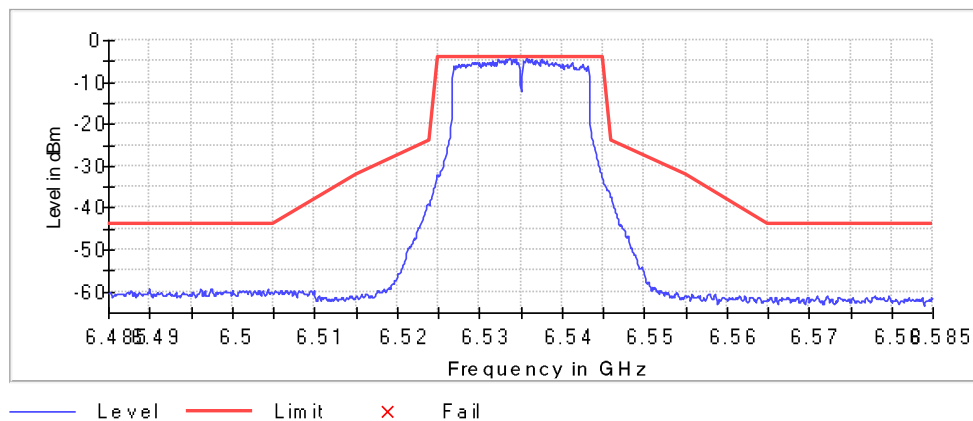
Inband Peak

Frequency (MHz)	Level (dBm)
6535.650000	-4.0

Measurements

Frequency (MHz)	Level (dBm)	Margin (dB)	Limit (dBm)	Result
6533.750000	-4.1	0.1	-4.0	PASS
6535.750000	-4.3	0.3	-4.0	PASS
6534.450000	-4.3	0.3	-4.0	PASS
6535.950000	-4.4	0.4	-4.0	PASS
6536.250000	-4.4	0.4	-4.0	PASS
6533.650000	-4.5	0.5	-4.0	PASS
6534.350000	-4.5	0.5	-4.0	PASS
6533.450000	-4.5	0.5	-4.0	PASS
6537.550000	-4.5	0.5	-4.0	PASS
6533.150000	-4.6	0.5	-4.0	PASS
6532.250000	-4.6	0.5	-4.0	PASS
6533.550000	-4.6	0.6	-4.0	PASS
6534.150000	-4.6	0.6	-4.0	PASS
6535.350000	-4.7	0.7	-4.0	PASS
6532.850000	-4.7	0.7	-4.0	PASS

In Band



Measurement 1

Setting	Instrument Value	Target Value
Start Frequency	6.48500 GHz	6.48500 GHz
Stop Frequency	6.58500 GHz	6.58500 GHz
Span	100.000 MHz	100.000 MHz
RBW	200.000 kHz	~ 200.000 kHz
VBW	500.000 kHz	~ 600.000 kHz
SweepPoints	1000	~ 1000
Sweeptime	1.000 ms	AUTO
Reference Level	0.000 dBm	0.000 dBm
Attenuation	10.000 dB	AUTO
Detector	RMS	RMS
SweepCount	100	100
Filter	3 dB	3 dB
Trace Mode	Average Power	Average Power
Sweeptype	Sweep	Sweep
Preamp	off	off

In-Band Emissions(4) (6535 MHz; 11a (20 MHz))

Result

DUT Frequency (MHz)	Result
6535.000000	PASS

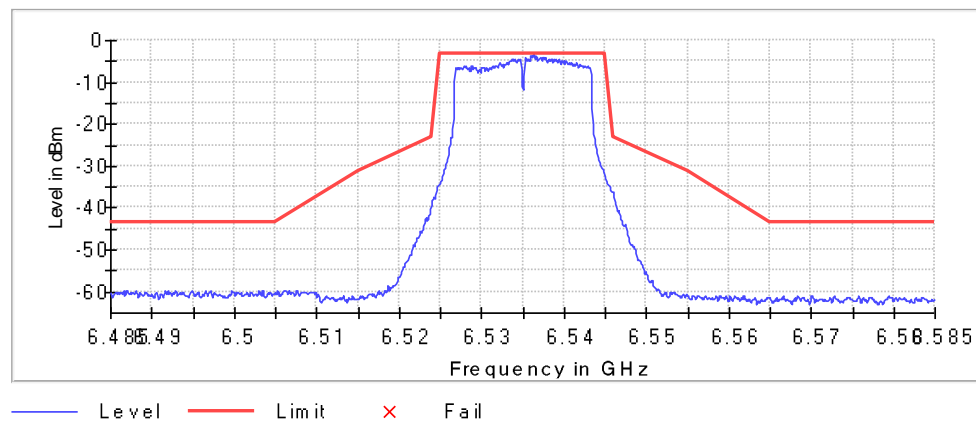
Inband Peak

Frequency (MHz)	Level (dBm)
6536.250000	-3.3

Measurements

Frequency (MHz)	Level (dBm)	Margin (dB)	Limit (dBm)	Result
6535.950000	-3.7	0.4	-3.3	PASS
6536.050000	-3.8	0.5	-3.3	PASS
6536.550000	-3.9	0.5	-3.3	PASS
6536.350000	-3.9	0.5	-3.3	PASS
6536.150000	-3.9	0.6	-3.3	PASS
6537.550000	-4.0	0.6	-3.3	PASS
6537.250000	-4.1	0.7	-3.3	PASS
6536.650000	-4.1	0.8	-3.3	PASS
6537.750000	-4.2	0.9	-3.3	PASS
6537.150000	-4.2	0.9	-3.3	PASS
6537.450000	-4.2	0.9	-3.3	PASS
6535.350000	-4.2	0.9	-3.3	PASS
6537.850000	-4.3	0.9	-3.3	PASS
6538.450000	-4.3	1.0	-3.3	PASS
6535.550000	-4.3	1.0	-3.3	PASS

In Band



Measurement 1

Setting	Instrument Value	Target Value
Start Frequency	6.48500 GHz	6.48500 GHz
Stop Frequency	6.58500 GHz	6.58500 GHz
Span	100.000 MHz	100.000 MHz
RBW	200.000 kHz	~ 200.000 kHz
VBW	500.000 kHz	~ 600.000 kHz
SweepPoints	1000	~ 1000
Sweeptime	1.000 ms	AUTO
Reference Level	0.000 dBm	0.000 dBm
Attenuation	10.000 dB	AUTO
Detector	RMS	RMS
SweepCount	100	100
Filter	3 dB	3 dB
Trace Mode	Average Power	Average Power
Sweeptype	Sweep	Sweep
Preamp	off	off

In-Band Emissions(1) (6695 MHz; 11a (20 MHz))

Result

DUT Frequency (MHz)	Result
6695.000000	PASS

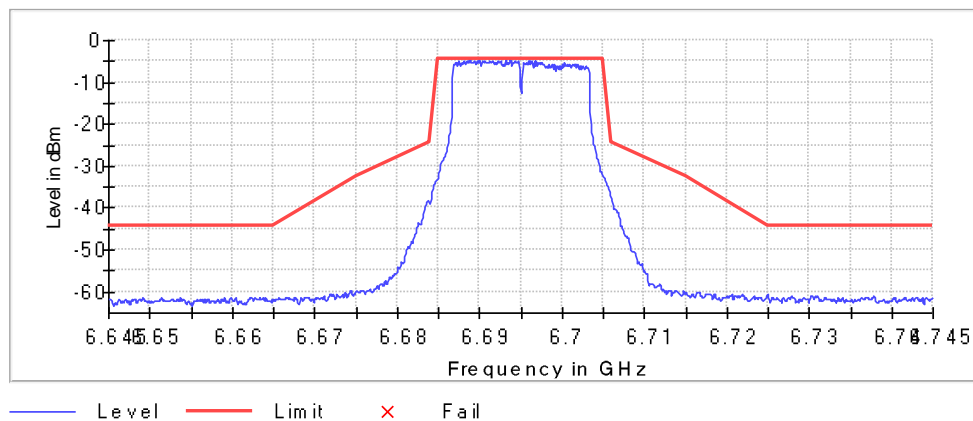
Inband Peak

Frequency (MHz)	Level (dBm)
6690.050000	-4.4

Measurements

Frequency (MHz)	Level (dBm)	Margin (dB)	Limit (dBm)	Result
6690.050000	-4.4	0.0	-4.4	PASS
6689.950000	-4.4	0.1	-4.4	PASS
6688.750000	-4.5	0.1	-4.4	PASS
6693.150000	-4.6	0.2	-4.4	PASS
6693.750000	-4.6	0.2	-4.4	PASS
6688.850000	-4.6	0.2	-4.4	PASS
6691.550000	-4.7	0.3	-4.4	PASS
6692.550000	-4.7	0.3	-4.4	PASS
6691.650000	-4.7	0.3	-4.4	PASS
6688.450000	-4.8	0.4	-4.4	PASS
6692.250000	-4.8	0.4	-4.4	PASS
6696.850000	-4.8	0.5	-4.4	PASS
6693.850000	-4.8	0.5	-4.4	PASS
6691.250000	-4.9	0.5	-4.4	PASS
6689.650000	-4.9	0.5	-4.4	PASS

In Band



Measurement 1

Setting	Instrument Value	Target Value
Start Frequency	6.64500 GHz	6.64500 GHz
Stop Frequency	6.74500 GHz	6.74500 GHz
Span	100.000 MHz	100.000 MHz
RBW	200.000 kHz	~ 200.000 kHz
VBW	500.000 kHz	~ 600.000 kHz
SweepPoints	1000	~ 1000
Sweeptime	1.000 ms	AUTO
Reference Level	0.000 dBm	0.000 dBm
Attenuation	10.000 dB	AUTO
Detector	RMS	RMS
SweepCount	100	100
Filter	3 dB	3 dB
Trace Mode	Average Power	Average Power
Sweeptype	Sweep	Sweep
Preamp	off	off

In-Band Emissions(2) (6695 MHz; 11a (20 MHz))

Result

DUT Frequency (MHz)	Result
6695.000000	PASS

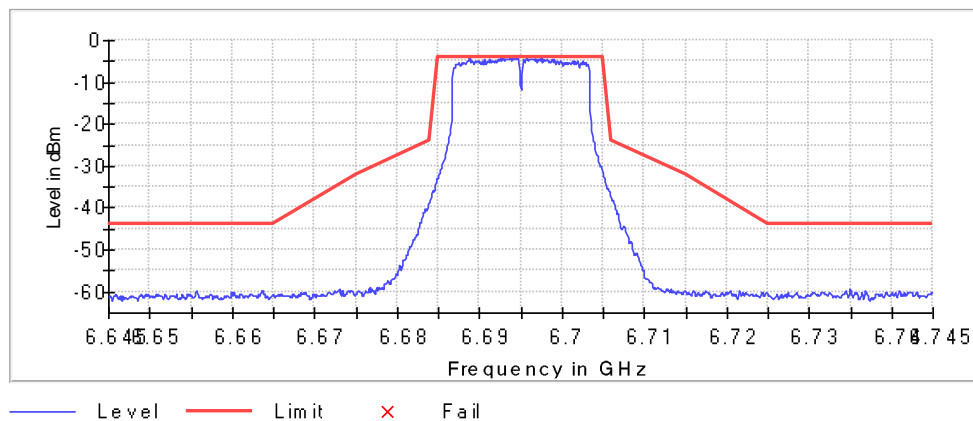
Inband Peak

Frequency (MHz)	Level (dBm)
6693.750000	-3.9

Measurements

Frequency (MHz)	Level (dBm)	Margin (dB)	Limit (dBm)	Result
6694.650000	-3.9	0.0	-3.9	PASS
6695.650000	-4.0	0.1	-3.9	PASS
6694.450000	-4.1	0.2	-3.9	PASS
6692.850000	-4.1	0.2	-3.9	PASS
6697.550000	-4.1	0.2	-3.9	PASS
6688.750000	-4.1	0.2	-3.9	PASS
6694.350000	-4.2	0.3	-3.9	PASS
6693.850000	-4.2	0.3	-3.9	PASS
6692.550000	-4.2	0.3	-3.9	PASS
6697.450000	-4.2	0.3	-3.9	PASS
6694.050000	-4.2	0.3	-3.9	PASS
6696.050000	-4.3	0.3	-3.9	PASS
6695.750000	-4.3	0.4	-3.9	PASS
6692.250000	-4.3	0.4	-3.9	PASS
6695.950000	-4.3	0.4	-3.9	PASS

In Band



Measurement 1

Setting	Instrument Value	Target Value
Start Frequency	6.64500 GHz	6.64500 GHz
Stop Frequency	6.74500 GHz	6.74500 GHz
Span	100.000 MHz	100.000 MHz
RBW	200.000 kHz	~ 200.000 kHz
VBW	500.000 kHz	~ 600.000 kHz
SweepPoints	1000	~ 1000
Sweeptime	1.000 ms	AUTO
Reference Level	0.000 dBm	0.000 dBm
Attenuation	10.000 dB	AUTO
Detector	RMS	RMS
SweepCount	100	100
Filter	3 dB	3 dB
Trace Mode	Average Power	Average Power
Sweeptype	Sweep	Sweep
Preamp	off	off

In-Band Emissions(3) (6695 MHz; 11a (20 MHz))

Result

DUT Frequency (MHz)	Result
6695.000000	PASS

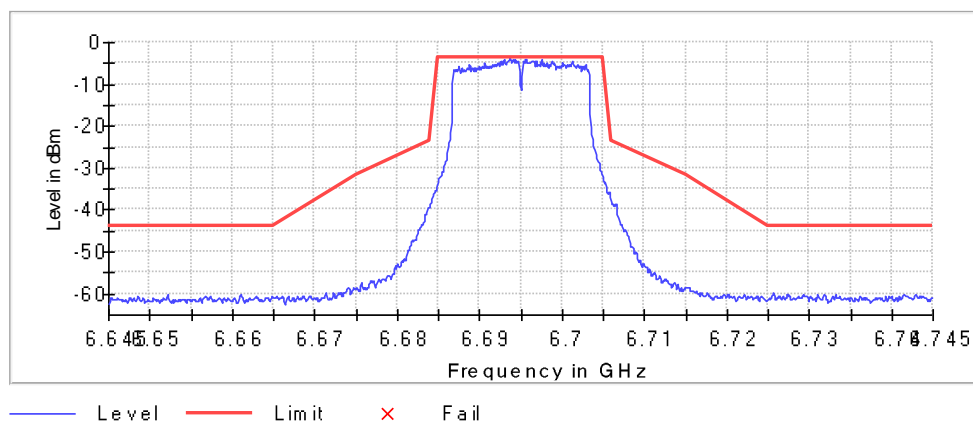
Inband Peak

Frequency (MHz)	Level (dBm)
6693.750000	-3.7

Measurements

Frequency (MHz)	Level (dBm)	Margin (dB)	Limit (dBm)	Result
6695.650000	-3.9	0.2	-3.7	PASS
6694.050000	-3.9	0.2	-3.7	PASS
6697.550000	-4.2	0.5	-3.7	PASS
6693.650000	-4.2	0.5	-3.7	PASS
6692.950000	-4.2	0.5	-3.7	PASS
6694.150000	-4.2	0.5	-3.7	PASS
6695.550000	-4.2	0.5	-3.7	PASS
6694.350000	-4.3	0.5	-3.7	PASS
6701.250000	-4.3	0.5	-3.7	PASS
6694.450000	-4.3	0.6	-3.7	PASS
6696.950000	-4.3	0.6	-3.7	PASS
6692.850000	-4.3	0.6	-3.7	PASS
6692.550000	-4.3	0.6	-3.7	PASS
6693.450000	-4.3	0.6	-3.7	PASS
6696.550000	-4.4	0.7	-3.7	PASS

In Band



Measurement 1

Setting	Instrument Value	Target Value
Start Frequency	6.64500 GHz	6.64500 GHz
Stop Frequency	6.74500 GHz	6.74500 GHz
Span	100.000 MHz	100.000 MHz
RBW	200.000 kHz	~ 200.000 kHz
VBW	500.000 kHz	~ 600.000 kHz
SweepPoints	1000	~ 1000
Sweeptime	1.000 ms	AUTO
Reference Level	0.000 dBm	0.000 dBm
Attenuation	10.000 dB	AUTO
Detector	RMS	RMS
SweepCount	100	100
Filter	3 dB	3 dB
Trace Mode	Average Power	Average Power
Sweeptype	Sweep	Sweep
Preamp	off	off

In-Band Emissions(4) (6695 MHz; 11a (20 MHz))

Result

DUT Frequency (MHz)	Result
6695.000000	PASS

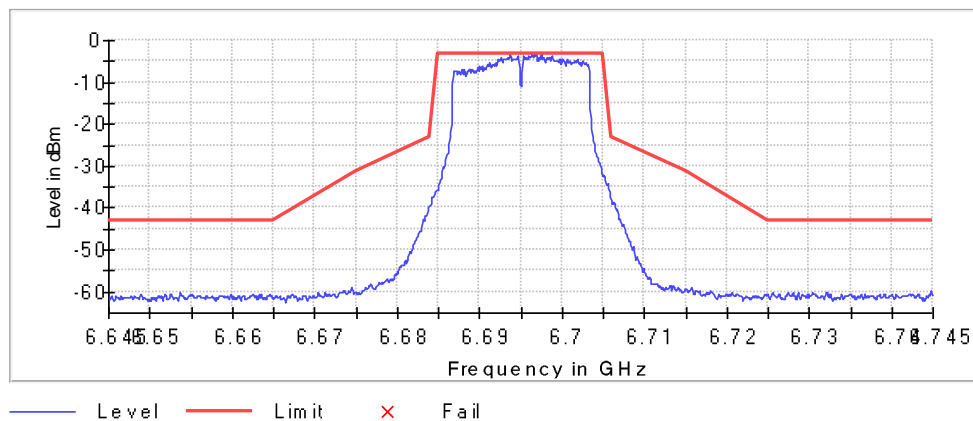
Inband Peak

Frequency (MHz)	Level (dBm)
6697.550000	-3.1

Measurements

Frequency (MHz)	Level (dBm)	Margin (dB)	Limit (dBm)	Result
6696.350000	-3.3	0.2	-3.1	PASS
6696.850000	-3.3	0.2	-3.1	PASS
6693.750000	-3.4	0.2	-3.1	PASS
6696.650000	-3.4	0.3	-3.1	PASS
6696.250000	-3.5	0.3	-3.1	PASS
6695.950000	-3.6	0.4	-3.1	PASS
6696.950000	-3.6	0.4	-3.1	PASS
6696.750000	-3.7	0.6	-3.1	PASS
6697.450000	-3.7	0.6	-3.1	PASS
6698.750000	-3.7	0.6	-3.1	PASS
6696.550000	-3.8	0.6	-3.1	PASS
6694.650000	-3.8	0.7	-3.1	PASS
6695.350000	-3.8	0.7	-3.1	PASS
6696.450000	-3.9	0.7	-3.1	PASS
6693.650000	-3.9	0.7	-3.1	PASS

In Band



Measurement 1

Setting	Instrument Value	Target Value
Start Frequency	6.64500 GHz	6.64500 GHz
Stop Frequency	6.74500 GHz	6.74500 GHz
Span	100.000 MHz	100.000 MHz
RBW	200.000 kHz	~ 200.000 kHz
VBW	500.000 kHz	~ 600.000 kHz
SweepPoints	1000	~ 1000
Sweeptime	1.000 ms	AUTO
Reference Level	0.000 dBm	0.000 dBm
Attenuation	10.000 dB	AUTO
Detector	RMS	RMS
SweepCount	100	100
Filter	3 dB	3 dB
Trace Mode	Average Power	Average Power
Sweeptype	Sweep	Sweep
Preamp	off	off

In-Band Emissions(1) (6855 MHz; 11a (20 MHz))

Result

DUT Frequency (MHz)	Result
6855.000000	PASS

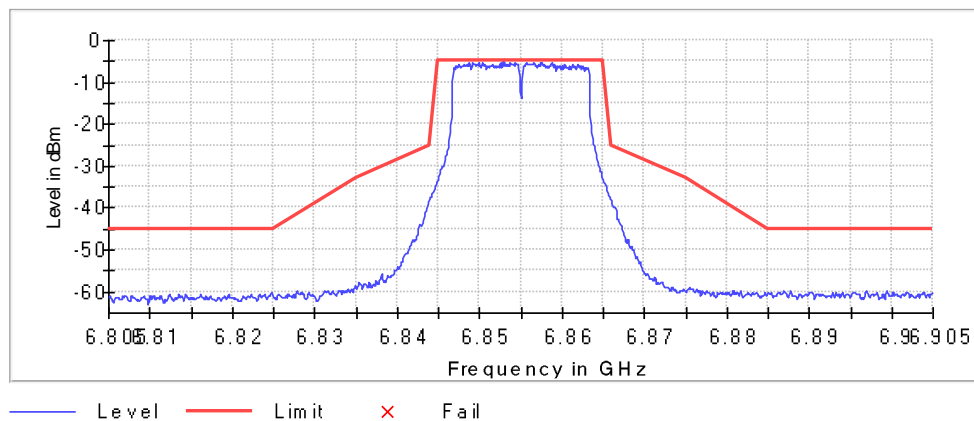
Inband Peak

Frequency (MHz)	Level (dBm)
6852.850000	-5.0

Measurements

Frequency (MHz)	Level (dBm)	Margin (dB)	Limit (dBm)	Result
6852.850000	-5.0	0.0	-5.0	PASS
6857.550000	-5.1	0.1	-5.0	PASS
6849.150000	-5.2	0.2	-5.0	PASS
6852.550000	-5.2	0.3	-5.0	PASS
6858.750000	-5.3	0.3	-5.0	PASS
6856.550000	-5.3	0.3	-5.0	PASS
6853.750000	-5.3	0.3	-5.0	PASS
6854.350000	-5.3	0.3	-5.0	PASS
6848.750000	-5.3	0.3	-5.0	PASS
6857.450000	-5.3	0.3	-5.0	PASS
6849.950000	-5.4	0.4	-5.0	PASS
6852.950000	-5.4	0.4	-5.0	PASS
6855.650000	-5.4	0.4	-5.0	PASS
6850.350000	-5.4	0.4	-5.0	PASS
6861.850000	-5.5	0.5	-5.0	PASS

In Band



Measurement 1

Setting	Instrument Value	Target Value
Start Frequency	6.80500 GHz	6.80500 GHz
Stop Frequency	6.90500 GHz	6.90500 GHz
Span	100.000 MHz	100.000 MHz
RBW	200.000 kHz	~ 200.000 kHz
VBW	500.000 kHz	~ 600.000 kHz
SweepPoints	1000	~ 1000
Sweeptime	1.000 ms	AUTO
Reference Level	0.000 dBm	0.000 dBm
Attenuation	10.000 dB	AUTO
Detector	RMS	RMS
SweepCount	100	100
Filter	3 dB	3 dB
Trace Mode	Average Power	Average Power
Sweeptype	Sweep	Sweep
Preamp	off	off

In-Band Emissions(2) (6855 MHz; 11a (20 MHz))

Result

DUT Frequency (MHz)	Result
6855.000000	PASS

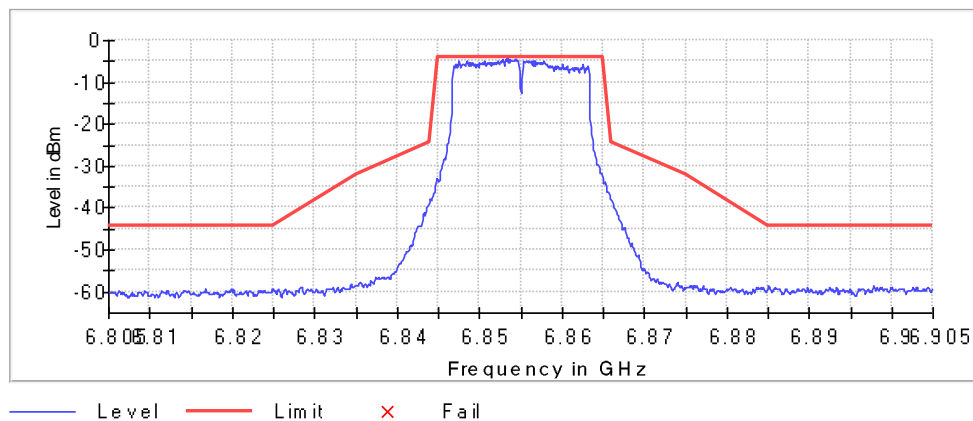
Inband Peak

Frequency (MHz)	Level (dBm)
6853.450000	-4.3

Measurements

Frequency (MHz)	Level (dBm)	Margin (dB)	Limit (dBm)	Result
6853.450000	-4.3	0.0	-4.3	PASS
6854.350000	-4.3	0.1	-4.3	PASS
6854.450000	-4.4	0.2	-4.3	PASS
6853.350000	-4.5	0.2	-4.3	PASS
6853.150000	-4.5	0.3	-4.3	PASS
6852.750000	-4.6	0.3	-4.3	PASS
6852.850000	-4.6	0.4	-4.3	PASS
6853.750000	-4.7	0.4	-4.3	PASS
6856.550000	-4.7	0.4	-4.3	PASS
6853.850000	-4.7	0.4	-4.3	PASS
6855.950000	-4.8	0.5	-4.3	PASS
6855.650000	-4.8	0.5	-4.3	PASS
6856.250000	-4.8	0.5	-4.3	PASS
6852.550000	-4.8	0.6	-4.3	PASS
6854.650000	-4.8	0.6	-4.3	PASS

In Band



Measurement 1

Setting	Instrument Value	Target Value
Start Frequency	6.80500 GHz	6.80500 GHz
Stop Frequency	6.90500 GHz	6.90500 GHz
Span	100.000 MHz	100.000 MHz
RBW	200.000 kHz	~ 200.000 kHz
VBW	500.000 kHz	~ 600.000 kHz
SweepPoints	1000	~ 1000
Sweeptime	1.000 ms	AUTO
Reference Level	0.000 dBm	0.000 dBm
Attenuation	10.000 dB	AUTO
Detector	RMS	RMS
SweepCount	100	100
Filter	3 dB	3 dB
Trace Mode	Average Power	Average Power
Sweeptype	Sweep	Sweep
Preamp	off	off

In-Band Emissions(3) (6855 MHz; 11a (20 MHz))

Result

DUT Frequency (MHz)	Result
6855.000000	PASS

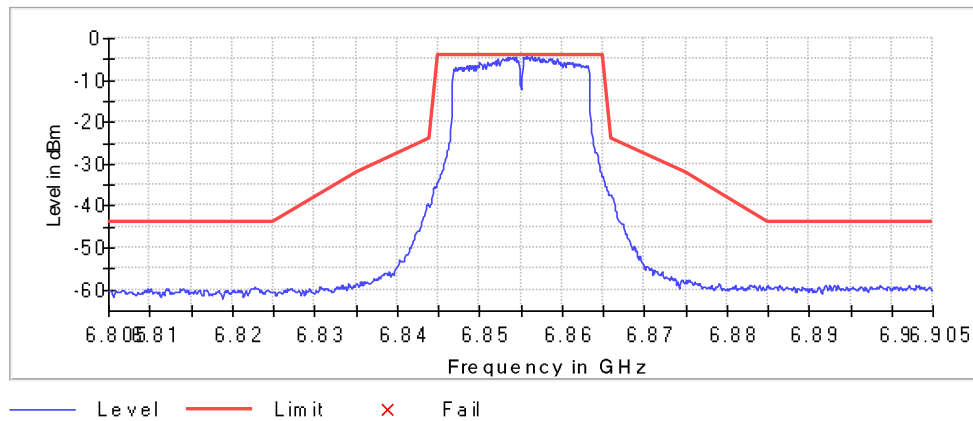
Inband Peak

Frequency (MHz)	Level (dBm)
6856.250000	-4.0

Measurements

Frequency (MHz)	Level (dBm)	Margin (dB)	Limit (dBm)	Result
6856.250000	-4.0	0.0	-4.0	PASS
6855.650000	-4.2	0.2	-4.0	PASS
6854.350000	-4.3	0.4	-4.0	PASS
6855.950000	-4.4	0.4	-4.0	PASS
6857.150000	-4.4	0.4	-4.0	PASS
6854.050000	-4.4	0.4	-4.0	PASS
6853.750000	-4.4	0.4	-4.0	PASS
6857.250000	-4.5	0.5	-4.0	PASS
6854.450000	-4.6	0.6	-4.0	PASS
6856.350000	-4.6	0.6	-4.0	PASS
6853.450000	-4.6	0.6	-4.0	PASS
6856.650000	-4.6	0.6	-4.0	PASS
6855.350000	-4.6	0.6	-4.0	PASS
6855.850000	-4.7	0.7	-4.0	PASS
6856.150000	-4.8	0.8	-4.0	PASS

In Band



Measurement 1

Setting	Instrument Value	Target Value
Start Frequency	6.80500 GHz	6.80500 GHz
Stop Frequency	6.90500 GHz	6.90500 GHz
Span	100.000 MHz	100.000 MHz
RBW	200.000 kHz	~ 200.000 kHz
VBW	500.000 kHz	~ 600.000 kHz
SweepPoints	1000	~ 1000
Sweeptime	1.000 ms	AUTO
Reference Level	0.000 dBm	0.000 dBm
Attenuation	10.000 dB	AUTO
Detector	RMS	RMS
SweepCount	100	100
Filter	3 dB	3 dB
Trace Mode	Average Power	Average Power
Sweeptype	Sweep	Sweep
Preamp	off	off

In-Band Emissions(4) (6855 MHz; 11a (20 MHz))

Result

DUT Frequency (MHz)	Result
6855.000000	PASS

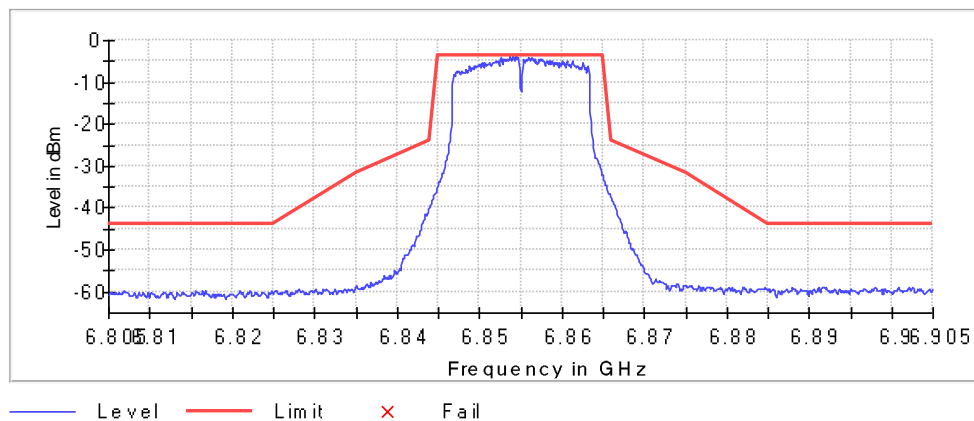
Inband Peak

Frequency (MHz)	Level (dBm)
6853.750000	-3.8

Measurements

Frequency (MHz)	Level (dBm)	Margin (dB)	Limit (dBm)	Result
6854.450000	-3.8	0.0	-3.8	PASS
6854.050000	-3.8	0.0	-3.8	PASS
6854.350000	-3.9	0.1	-3.8	PASS
6852.550000	-4.0	0.3	-3.8	PASS
6856.250000	-4.1	0.3	-3.8	PASS
6855.950000	-4.1	0.3	-3.8	PASS
6856.350000	-4.2	0.4	-3.8	PASS
6854.150000	-4.2	0.5	-3.8	PASS
6854.650000	-4.2	0.5	-3.8	PASS
6853.650000	-4.3	0.5	-3.8	PASS
6857.450000	-4.3	0.5	-3.8	PASS
6855.650000	-4.3	0.5	-3.8	PASS
6857.550000	-4.3	0.6	-3.8	PASS
6852.950000	-4.4	0.7	-3.8	PASS
6856.050000	-4.5	0.7	-3.8	PASS

In Band



Measurement 1

Setting	Instrument Value	Target Value
Start Frequency	6.80500 GHz	6.80500 GHz
Stop Frequency	6.90500 GHz	6.90500 GHz
Span	100.000 MHz	100.000 MHz
RBW	200.000 kHz	~ 200.000 kHz
VBW	500.000 kHz	~ 600.000 kHz
SweepPoints	1000	~ 1000
Sweeptime	1.000 ms	AUTO
Reference Level	0.000 dBm	0.000 dBm
Attenuation	10.000 dB	AUTO
Detector	RMS	RMS
SweepCount	100	100
Filter	3 dB	3 dB
Trace Mode	Average Power	Average Power
Sweeptype	Sweep	Sweep
Preamp	off	off

In-Band Emissions(1) (6875 MHz; 11a (20 MHz))

Result

DUT Frequency (MHz)	Result
6875.000000	PASS

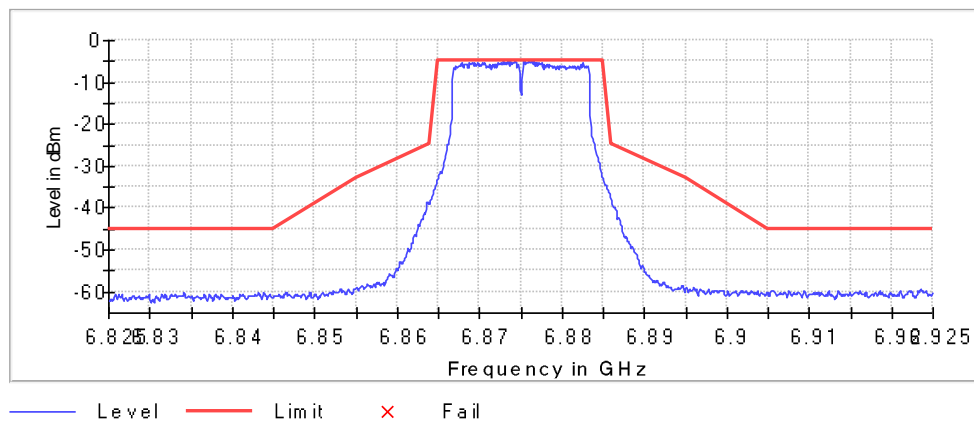
Inband Peak

Frequency (MHz)	Level (dBm)
6876.550000	-4.9

Measurements

Frequency (MHz)	Level (dBm)	Margin (dB)	Limit (dBm)	Result
6876.250000	-5.0	0.0	-4.9	PASS
6875.450000	-5.0	0.1	-4.9	PASS
6873.750000	-5.0	0.1	-4.9	PASS
6874.350000	-5.0	0.1	-4.9	PASS
6872.850000	-5.0	0.1	-4.9	PASS
6875.350000	-5.0	0.1	-4.9	PASS
6875.950000	-5.0	0.1	-4.9	PASS
6873.450000	-5.0	0.1	-4.9	PASS
6870.650000	-5.1	0.1	-4.9	PASS
6873.150000	-5.1	0.2	-4.9	PASS
6872.250000	-5.2	0.2	-4.9	PASS
6872.550000	-5.2	0.3	-4.9	PASS
6874.150000	-5.2	0.3	-4.9	PASS
6874.450000	-5.2	0.3	-4.9	PASS
6869.750000	-5.2	0.3	-4.9	PASS

In Band



Measurement 1

Setting	Instrument Value	Target Value
Start Frequency	6.82500 GHz	6.82500 GHz
Stop Frequency	6.92500 GHz	6.92500 GHz
Span	100.000 MHz	100.000 MHz
RBW	200.000 kHz	~ 200.000 kHz
VBW	500.000 kHz	~ 600.000 kHz
SweepPoints	1000	~ 1000
Sweeptime	1.000 ms	AUTO
Reference Level	0.000 dBm	0.000 dBm
Attenuation	10.000 dB	AUTO
Detector	RMS	RMS
SweepCount	100	100
Filter	3 dB	3 dB
Trace Mode	Average Power	Average Power
Sweeptype	Sweep	Sweep
Preamp	off	off

In-Band Emissions(2) (6875 MHz; 11a (20 MHz))

Result

DUT Frequency (MHz)	Result
6875.000000	PASS

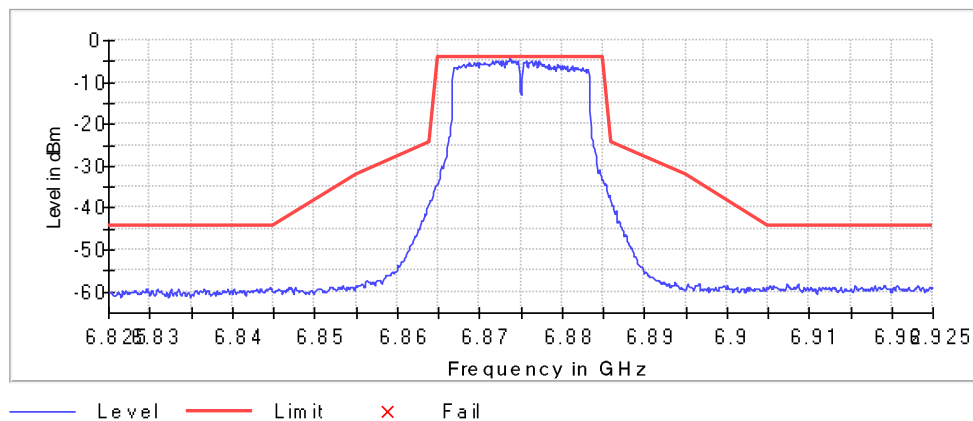
Inband Peak

Frequency (MHz)	Level (dBm)
6873.750000	-4.2

Measurements

Frequency (MHz)	Level (dBm)	Margin (dB)	Limit (dBm)	Result
6873.750000	-4.2	0.0	-4.2	PASS
6872.150000	-4.7	0.4	-4.2	PASS
6874.650000	-4.7	0.5	-4.2	PASS
6873.150000	-4.7	0.5	-4.2	PASS
6875.650000	-4.7	0.5	-4.2	PASS
6873.850000	-4.8	0.6	-4.2	PASS
6876.250000	-4.8	0.6	-4.2	PASS
6876.850000	-4.8	0.6	-4.2	PASS
6874.350000	-4.9	0.6	-4.2	PASS
6873.450000	-4.9	0.7	-4.2	PASS
6873.650000	-4.9	0.7	-4.2	PASS
6873.550000	-5.0	0.7	-4.2	PASS
6872.850000	-5.0	0.7	-4.2	PASS
6874.150000	-5.0	0.8	-4.2	PASS
6872.250000	-5.0	0.8	-4.2	PASS

In Band



Measurement 1

Setting	Instrument Value	Target Value
Start Frequency	6.82500 GHz	6.82500 GHz
Stop Frequency	6.92500 GHz	6.92500 GHz
Span	100.000 MHz	100.000 MHz
RBW	200.000 kHz	~ 200.000 kHz
VBW	500.000 kHz	~ 600.000 kHz
SweepPoints	1000	~ 1000
Sweeptime	1.000 ms	AUTO
Reference Level	0.000 dBm	0.000 dBm
Attenuation	10.000 dB	AUTO
Detector	RMS	RMS
SweepCount	100	100
Filter	3 dB	3 dB
Trace Mode	Average Power	Average Power
Sweeptype	Sweep	Sweep
Preamp	off	off

In-Band Emissions(3) (6875 MHz; 11a (20 MHz))

Result

DUT Frequency (MHz)	Result
6875.000000	PASS

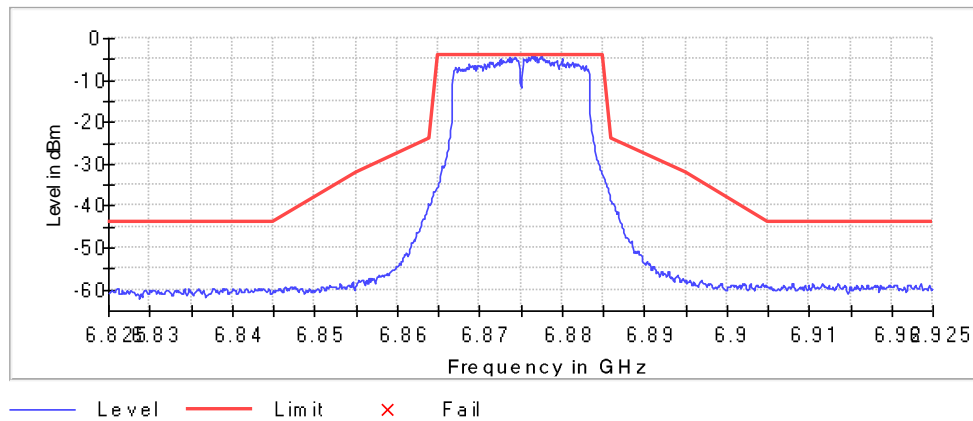
Inband Peak

Frequency (MHz)	Level (dBm)
6877.550000	-4.1

Measurements

Frequency (MHz)	Level (dBm)	Margin (dB)	Limit (dBm)	Result
6877.550000	-4.1	0.0	-4.1	PASS
6876.250000	-4.2	0.1	-4.1	PASS
6876.550000	-4.2	0.1	-4.1	PASS
6876.950000	-4.3	0.3	-4.1	PASS
6876.350000	-4.4	0.4	-4.1	PASS
6875.950000	-4.5	0.4	-4.1	PASS
6873.750000	-4.6	0.5	-4.1	PASS
6876.650000	-4.6	0.5	-4.1	PASS
6874.350000	-4.7	0.6	-4.1	PASS
6877.450000	-4.7	0.6	-4.1	PASS
6876.850000	-4.7	0.6	-4.1	PASS
6875.350000	-4.7	0.6	-4.1	PASS
6877.250000	-4.8	0.7	-4.1	PASS
6874.150000	-4.8	0.7	-4.1	PASS
6877.850000	-4.8	0.7	-4.1	PASS

In Band



Measurement 1

Setting	Instrument Value	Target Value
Start Frequency	6.82500 GHz	6.82500 GHz
Stop Frequency	6.92500 GHz	6.92500 GHz
Span	100.000 MHz	100.000 MHz
RBW	200.000 kHz	~ 200.000 kHz
VBW	500.000 kHz	~ 600.000 kHz
SweepPoints	1000	~ 1000
Sweeptime	1.000 ms	AUTO
Reference Level	0.000 dBm	0.000 dBm
Attenuation	10.000 dB	AUTO
Detector	RMS	RMS
SweepCount	100	100
Filter	3 dB	3 dB
Trace Mode	Average Power	Average Power
Sweeptype	Sweep	Sweep
Preamp	off	off

In-Band Emissions(4) (6875 MHz; 11a (20 MHz))

Result

DUT Frequency (MHz)	Result
6875.000000	PASS

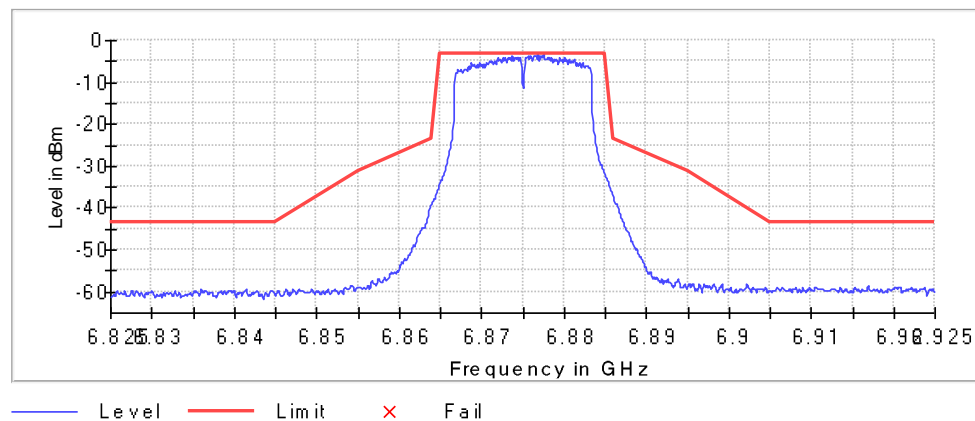
Inband Peak

Frequency (MHz)	Level (dBm)
6877.550000	-3.4

Measurements

Frequency (MHz)	Level (dBm)	Margin (dB)	Limit (dBm)	Result
6876.850000	-3.4	0.0	-3.4	PASS
6876.350000	-3.5	0.1	-3.4	PASS
6875.950000	-3.5	0.2	-3.4	PASS
6876.950000	-3.6	0.2	-3.4	PASS
6875.650000	-3.6	0.2	-3.4	PASS
6877.450000	-3.7	0.3	-3.4	PASS
6873.750000	-3.7	0.3	-3.4	PASS
6876.450000	-3.7	0.3	-3.4	PASS
6876.250000	-3.8	0.4	-3.4	PASS
6876.550000	-3.8	0.4	-3.4	PASS
6877.250000	-3.8	0.5	-3.4	PASS
6875.550000	-3.9	0.5	-3.4	PASS
6873.450000	-3.9	0.5	-3.4	PASS
6874.150000	-3.9	0.6	-3.4	PASS
6874.050000	-3.9	0.6	-3.4	PASS

In Band



Measurement 1

Setting	Instrument Value	Target Value
Start Frequency	6.82500 GHz	6.82500 GHz
Stop Frequency	6.92500 GHz	6.92500 GHz
Span	100.000 MHz	100.000 MHz
RBW	200.000 kHz	~ 200.000 kHz
VBW	500.000 kHz	~ 600.000 kHz
SweepPoints	1000	~ 1000
Sweeptime	1.000 ms	AUTO
Reference Level	0.000 dBm	0.000 dBm
Attenuation	10.000 dB	AUTO
Detector	RMS	RMS
SweepCount	100	100
Filter	3 dB	3 dB
Trace Mode	Average Power	Average Power
Sweeptype	Sweep	Sweep
Preamp	off	off

In-Band Emissions(1) (6895 MHz; 11a (20 MHz))

Result

DUT Frequency (MHz)	Result
6895.000000	PASS

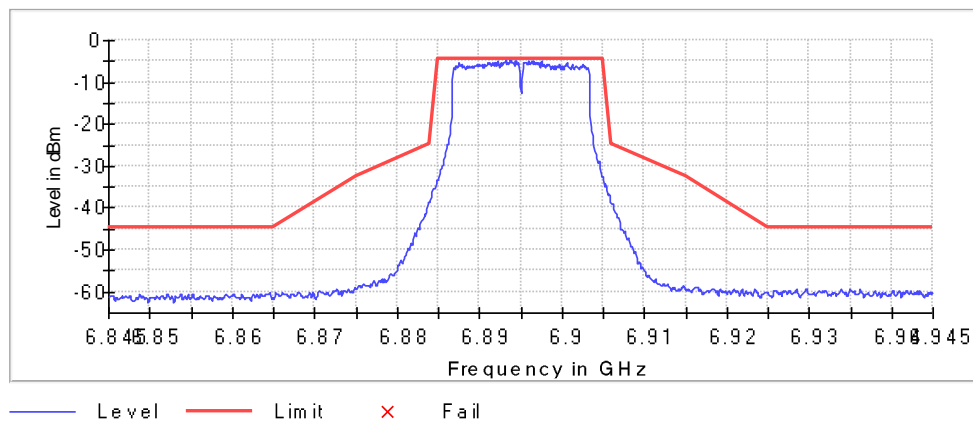
Inband Peak

Frequency (MHz)	Level (dBm)
6893.150000	-4.6

Measurements

Frequency (MHz)	Level (dBm)	Margin (dB)	Limit (dBm)	Result
6893.150000	-4.6	0.0	-4.6	PASS
6893.750000	-4.6	0.0	-4.6	PASS
6892.250000	-4.7	0.1	-4.6	PASS
6894.450000	-4.7	0.1	-4.6	PASS
6893.250000	-4.9	0.3	-4.6	PASS
6896.550000	-4.9	0.3	-4.6	PASS
6896.250000	-4.9	0.3	-4.6	PASS
6897.550000	-5.0	0.4	-4.6	PASS
6893.850000	-5.0	0.4	-4.6	PASS
6895.950000	-5.0	0.4	-4.6	PASS
6894.350000	-5.0	0.4	-4.6	PASS
6895.650000	-5.1	0.5	-4.6	PASS
6896.850000	-5.1	0.5	-4.6	PASS
6892.550000	-5.2	0.6	-4.6	PASS
6894.050000	-5.2	0.6	-4.6	PASS

In Band



Measurement 1

Setting	Instrument Value	Target Value
Start Frequency	6.84500 GHz	6.84500 GHz
Stop Frequency	6.94500 GHz	6.94500 GHz
Span	100.000 MHz	100.000 MHz
RBW	200.000 kHz	~ 200.000 kHz
VBW	500.000 kHz	~ 600.000 kHz
SweepPoints	1000	~ 1000
Sweeptime	1.000 ms	AUTO
Reference Level	0.000 dBm	0.000 dBm
Attenuation	10.000 dB	AUTO
Detector	RMS	RMS
SweepCount	100	100
Filter	3 dB	3 dB
Trace Mode	Average Power	Average Power
Sweeptype	Sweep	Sweep
Preamp	off	off

In-Band Emissions(2) (6895 MHz; 11a (20 MHz))

Result

DUT Frequency (MHz)	Result
6895.000000	PASS

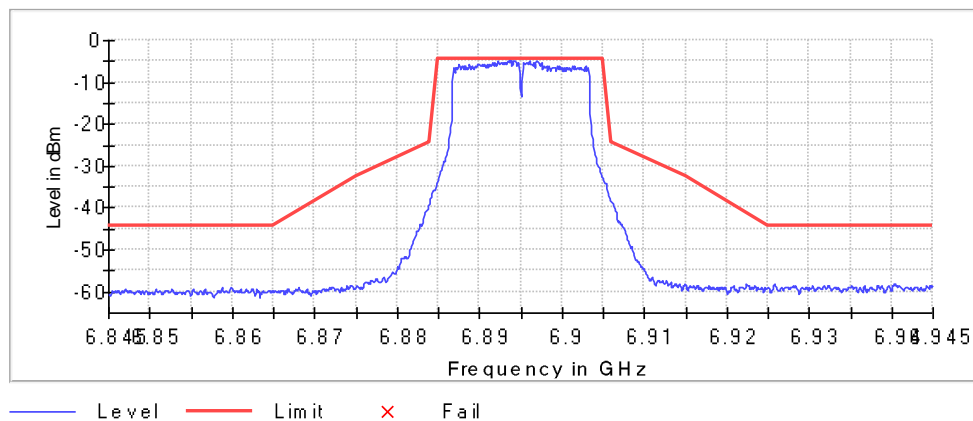
Inband Peak

Frequency (MHz)	Level (dBm)
6893.750000	-4.4

Measurements

Frequency (MHz)	Level (dBm)	Margin (dB)	Limit (dBm)	Result
6894.350000	-4.7	0.4	-4.4	PASS
6894.250000	-4.7	0.4	-4.4	PASS
6894.150000	-4.8	0.4	-4.4	PASS
6893.450000	-4.8	0.5	-4.4	PASS
6892.250000	-4.9	0.5	-4.4	PASS
6893.850000	-4.9	0.5	-4.4	PASS
6896.950000	-5.0	0.6	-4.4	PASS
6897.050000	-5.0	0.6	-4.4	PASS
6896.050000	-5.1	0.7	-4.4	PASS
6893.550000	-5.1	0.7	-4.4	PASS
6892.550000	-5.1	0.7	-4.4	PASS
6895.950000	-5.1	0.8	-4.4	PASS
6897.150000	-5.1	0.8	-4.4	PASS
6892.150000	-5.1	0.8	-4.4	PASS
6893.650000	-5.1	0.8	-4.4	PASS

In Band



Measurement 1

Setting	Instrument Value	Target Value
Start Frequency	6.84500 GHz	6.84500 GHz
Stop Frequency	6.94500 GHz	6.94500 GHz
Span	100.000 MHz	100.000 MHz
RBW	200.000 kHz	~ 200.000 kHz
VBW	500.000 kHz	~ 600.000 kHz
SweepPoints	1000	~ 1000
Sweeptime	1.000 ms	AUTO
Reference Level	0.000 dBm	0.000 dBm
Attenuation	10.000 dB	AUTO
Detector	RMS	RMS
SweepCount	100	100
Filter	3 dB	3 dB
Trace Mode	Average Power	Average Power
Sweeptype	Sweep	Sweep
Preamp	off	off

In-Band Emissions(3) (6895 MHz; 11a (20 MHz))

Result

DUT Frequency (MHz)	Result
6895.000000	PASS

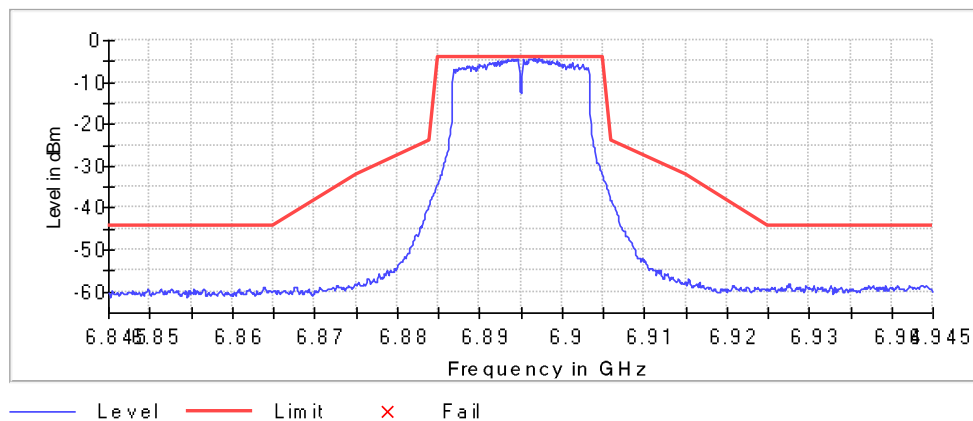
Inband Peak

Frequency (MHz)	Level (dBm)
6897.250000	-4.1

Measurements

Frequency (MHz)	Level (dBm)	Margin (dB)	Limit (dBm)	Result
6896.550000	-4.2	0.1	-4.1	PASS
6896.650000	-4.3	0.2	-4.1	PASS
6894.050000	-4.3	0.2	-4.1	PASS
6894.650000	-4.3	0.2	-4.1	PASS
6895.950000	-4.4	0.3	-4.1	PASS
6896.250000	-4.4	0.3	-4.1	PASS
6894.350000	-4.4	0.3	-4.1	PASS
6897.550000	-4.4	0.3	-4.1	PASS
6896.050000	-4.5	0.4	-4.1	PASS
6896.850000	-4.5	0.4	-4.1	PASS
6895.350000	-4.5	0.4	-4.1	PASS
6896.950000	-4.5	0.4	-4.1	PASS
6893.950000	-4.6	0.5	-4.1	PASS
6896.150000	-4.6	0.5	-4.1	PASS
6896.350000	-4.6	0.5	-4.1	PASS

In Band



Measurement 1

Setting	Instrument Value	Target Value
Start Frequency	6.84500 GHz	6.84500 GHz
Stop Frequency	6.94500 GHz	6.94500 GHz
Span	100.000 MHz	100.000 MHz
RBW	200.000 kHz	~ 200.000 kHz
VBW	500.000 kHz	~ 600.000 kHz
SweepPoints	1000	~ 1000
Sweeptime	1.000 ms	AUTO
Reference Level	0.000 dBm	0.000 dBm
Attenuation	10.000 dB	AUTO
Detector	RMS	RMS
SweepCount	100	100
Filter	3 dB	3 dB
Trace Mode	Average Power	Average Power
Sweeptype	Sweep	Sweep
Preamp	off	off

In-Band Emissions(4) (6895 MHz; 11a (20 MHz))

Result

DUT Frequency (MHz)	Result
6895.000000	PASS

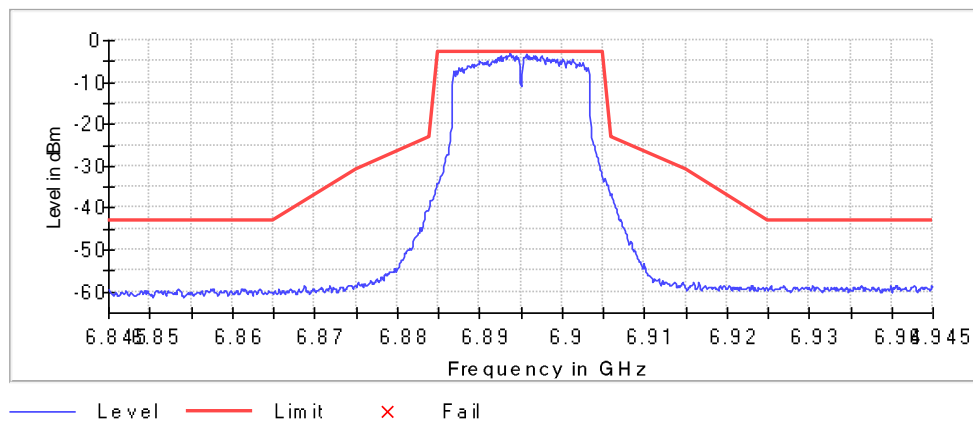
Inband Peak

Frequency (MHz)	Level (dBm)
6893.750000	-3.0

Measurements

Frequency (MHz)	Level (dBm)	Margin (dB)	Limit (dBm)	Result
6893.750000	-3.0	0.0	-3.0	PASS
6895.650000	-3.3	0.3	-3.0	PASS
6894.050000	-3.5	0.5	-3.0	PASS
6896.550000	-3.5	0.5	-3.0	PASS
6895.950000	-3.6	0.6	-3.0	PASS
6893.650000	-3.7	0.6	-3.0	PASS
6893.850000	-3.7	0.7	-3.0	PASS
6896.850000	-3.7	0.7	-3.0	PASS
6893.550000	-3.7	0.7	-3.0	PASS
6893.450000	-3.8	0.7	-3.0	PASS
6892.550000	-3.8	0.7	-3.0	PASS
6894.450000	-3.8	0.8	-3.0	PASS
6893.150000	-3.8	0.8	-3.0	PASS
6897.550000	-3.8	0.8	-3.0	PASS
6896.250000	-3.9	0.8	-3.0	PASS

In Band



Measurement 1

Setting	Instrument Value	Target Value
Start Frequency	6.84500 GHz	6.84500 GHz
Stop Frequency	6.94500 GHz	6.94500 GHz
Span	100.000 MHz	100.000 MHz
RBW	200.000 kHz	~ 200.000 kHz
VBW	500.000 kHz	~ 600.000 kHz
SweepPoints	1000	~ 1000
Sweeptime	1.000 ms	AUTO
Reference Level	0.000 dBm	0.000 dBm
Attenuation	10.000 dB	AUTO
Detector	RMS	RMS
SweepCount	100	100
Filter	3 dB	3 dB
Trace Mode	Average Power	Average Power
Sweeptype	Sweep	Sweep
Preamp	off	off

In-Band Emissions(1) (6995 MHz; 11a (20 MHz))

Result

DUT Frequency (MHz)	Result
6995.000000	PASS

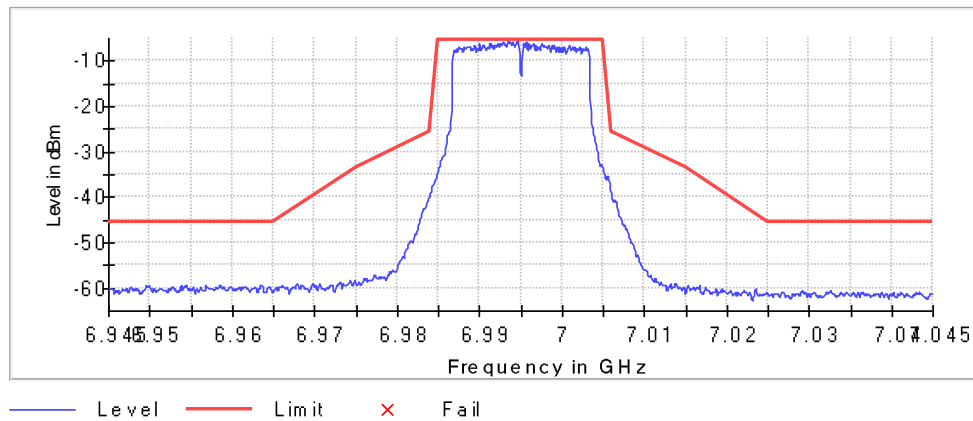
Inband Peak

Frequency (MHz)	Level (dBm)
6994.650000	-5.5

Measurements

Frequency (MHz)	Level (dBm)	Margin (dB)	Limit (dBm)	Result
6994.650000	-5.5	0.0	-5.5	PASS
6993.550000	-5.5	0.1	-5.5	PASS
6993.450000	-5.6	0.1	-5.5	PASS
6993.750000	-5.7	0.2	-5.5	PASS
6995.650000	-5.7	0.2	-5.5	PASS
6994.050000	-5.8	0.3	-5.5	PASS
6994.550000	-5.8	0.3	-5.5	PASS
6992.850000	-5.9	0.4	-5.5	PASS
6991.250000	-6.0	0.5	-5.5	PASS
6993.850000	-6.0	0.5	-5.5	PASS
6992.750000	-6.0	0.5	-5.5	PASS
6993.650000	-6.0	0.5	-5.5	PASS
6994.150000	-6.0	0.5	-5.5	PASS
6994.750000	-6.0	0.5	-5.5	PASS
6995.550000	-6.1	0.6	-5.5	PASS

In Band



Measurement 1

Setting	Instrument Value	Target Value
Start Frequency	6.94500 GHz	6.94500 GHz
Stop Frequency	7.04500 GHz	7.04500 GHz
Span	100.000 MHz	100.000 MHz
RBW	200.000 kHz	~ 200.000 kHz
VBW	500.000 kHz	~ 600.000 kHz
SweepPoints	1000	~ 1000
Sweeptime	1.000 ms	AUTO
Reference Level	0.000 dBm	0.000 dBm
Attenuation	10.000 dB	AUTO
Detector	RMS	RMS
SweepCount	100	100
Filter	3 dB	3 dB
Trace Mode	Average Power	Average Power
Sweeptype	Sweep	Sweep
Preamp	off	off

In-Band Emissions(2) (6995 MHz; 11a (20 MHz))

Result

DUT Frequency (MHz)	Result
6995.000000	PASS

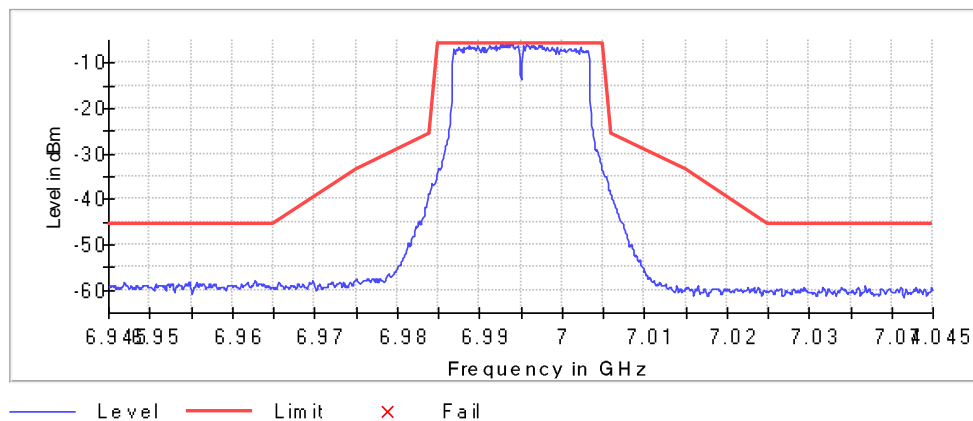
Inband Peak

Frequency (MHz)	Level (dBm)
6993.150000	-5.6

Measurements

Frequency (MHz)	Level (dBm)	Margin (dB)	Limit (dBm)	Result
6993.150000	-5.6	0.0	-5.6	PASS
6994.050000	-5.6	0.0	-5.6	PASS
6992.850000	-5.7	0.1	-5.6	PASS
6993.750000	-5.7	0.1	-5.6	PASS
6993.450000	-5.7	0.2	-5.6	PASS
6995.650000	-5.9	0.3	-5.6	PASS
6993.850000	-5.9	0.3	-5.6	PASS
6992.550000	-5.9	0.4	-5.6	PASS
6994.650000	-6.0	0.4	-5.6	PASS
6994.750000	-6.0	0.4	-5.6	PASS
6995.950000	-6.0	0.5	-5.6	PASS
6996.550000	-6.0	0.5	-5.6	PASS
6995.850000	-6.1	0.5	-5.6	PASS
6991.250000	-6.1	0.5	-5.6	PASS
6997.250000	-6.1	0.5	-5.6	PASS

In Band



Measurement 1

Setting	Instrument Value	Target Value
Start Frequency	6.94500 GHz	6.94500 GHz
Stop Frequency	7.04500 GHz	7.04500 GHz
Span	100.000 MHz	100.000 MHz
RBW	200.000 kHz	~ 200.000 kHz
VBW	500.000 kHz	~ 600.000 kHz
SweepPoints	1000	~ 1000
Sweeptime	1.000 ms	AUTO
Reference Level	0.000 dBm	0.000 dBm
Attenuation	10.000 dB	AUTO
Detector	RMS	RMS
SweepCount	100	100
Filter	3 dB	3 dB
Trace Mode	Average Power	Average Power
Sweeptype	Sweep	Sweep
Preamp	off	off

In-Band Emissions(3) (6995 MHz; 11a (20 MHz))

Result

DUT Frequency (MHz)	Result
6995.000000	PASS

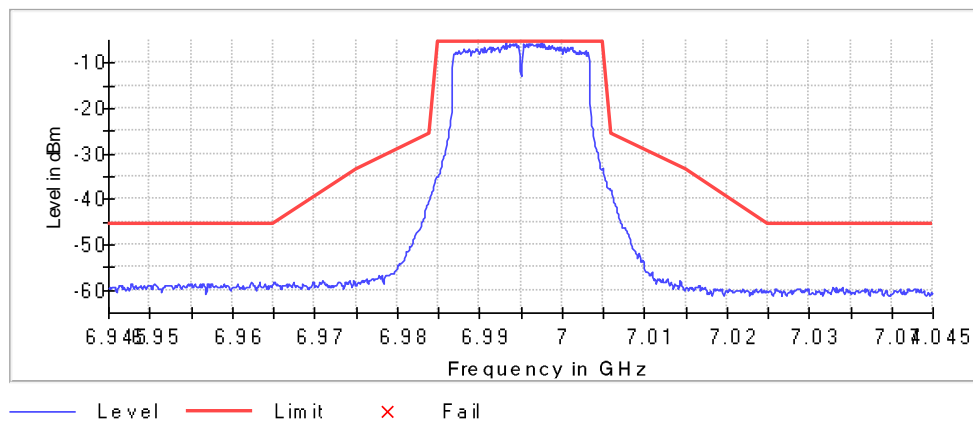
Inband Peak

Frequency (MHz)	Level (dBm)
6993.150000	-5.5

Measurements

Frequency (MHz)	Level (dBm)	Margin (dB)	Limit (dBm)	Result
6993.150000	-5.5	0.0	-5.5	PASS
6997.550000	-5.5	0.1	-5.5	PASS
6994.050000	-5.6	0.1	-5.5	PASS
6996.250000	-5.6	0.1	-5.5	PASS
6995.350000	-5.6	0.2	-5.5	PASS
6996.350000	-5.7	0.2	-5.5	PASS
6997.850000	-5.7	0.2	-5.5	PASS
6995.650000	-5.7	0.3	-5.5	PASS
6995.950000	-5.7	0.3	-5.5	PASS
6997.250000	-5.7	0.3	-5.5	PASS
6994.450000	-5.8	0.3	-5.5	PASS
6996.950000	-5.8	0.3	-5.5	PASS
6997.450000	-5.8	0.4	-5.5	PASS
6996.050000	-5.8	0.4	-5.5	PASS
6994.350000	-5.9	0.4	-5.5	PASS

In Band



Measurement 1

Setting	Instrument Value	Target Value
Start Frequency	6.94500 GHz	6.94500 GHz
Stop Frequency	7.04500 GHz	7.04500 GHz
Span	100.000 MHz	100.000 MHz
RBW	200.000 kHz	~ 200.000 kHz
VBW	500.000 kHz	~ 600.000 kHz
SweepPoints	1000	~ 1000
Sweeptime	1.000 ms	AUTO
Reference Level	0.000 dBm	0.000 dBm
Attenuation	10.000 dB	AUTO
Detector	RMS	RMS
SweepCount	100	100
Filter	3 dB	3 dB
Trace Mode	Average Power	Average Power
Sweeptype	Sweep	Sweep
Preamp	off	off

In-Band Emissions(4) (6995 MHz; 11a (20 MHz))

Result

DUT Frequency (MHz)	Result
6995.000000	PASS

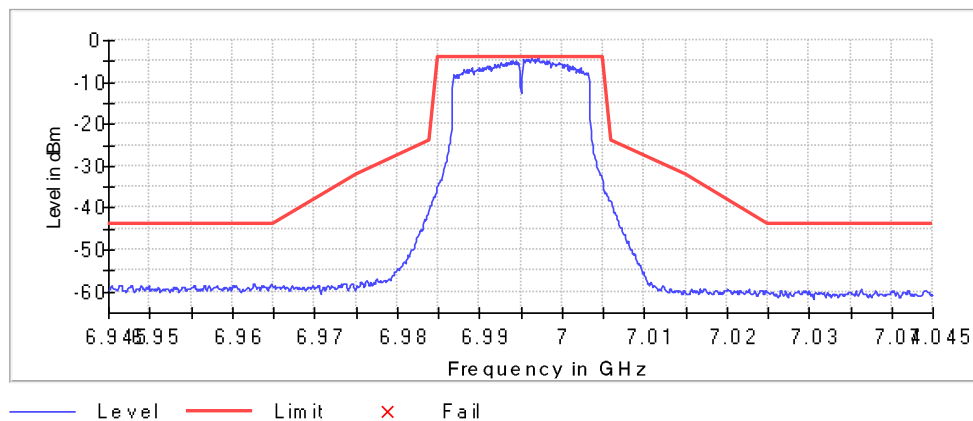
Inband Peak

Frequency (MHz)	Level (dBm)
6996.250000	-4.0

Measurements

Frequency (MHz)	Level (dBm)	Margin (dB)	Limit (dBm)	Result
6997.150000	-4.3	0.2	-4.0	PASS
6997.050000	-4.4	0.3	-4.0	PASS
6995.950000	-4.4	0.4	-4.0	PASS
6996.350000	-4.5	0.4	-4.0	PASS
6995.650000	-4.5	0.5	-4.0	PASS
6995.350000	-4.7	0.6	-4.0	PASS
6996.650000	-4.7	0.6	-4.0	PASS
6996.550000	-4.7	0.6	-4.0	PASS
6995.850000	-4.7	0.6	-4.0	PASS
6996.950000	-4.7	0.7	-4.0	PASS
6996.450000	-4.8	0.7	-4.0	PASS
6997.250000	-4.8	0.8	-4.0	PASS
6994.050000	-4.8	0.8	-4.0	PASS
6998.450000	-4.8	0.8	-4.0	PASS
6998.150000	-4.9	0.8	-4.0	PASS

In Band



Measurement 1

Setting	Instrument Value	Target Value
Start Frequency	6.94500 GHz	6.94500 GHz
Stop Frequency	7.04500 GHz	7.04500 GHz
Span	100.000 MHz	100.000 MHz
RBW	200.000 kHz	~ 200.000 kHz
VBW	500.000 kHz	~ 600.000 kHz
SweepPoints	1000	~ 1000
Sweeptime	1.000 ms	AUTO
Reference Level	0.000 dBm	0.000 dBm
Attenuation	10.000 dB	AUTO
Detector	RMS	RMS
SweepCount	100	100
Filter	3 dB	3 dB
Trace Mode	Average Power	Average Power
Sweeptype	Sweep	Sweep
Preamp	off	off

In-Band Emissions(1) (7115 MHz; 11a (20 MHz))

Result

DUT Frequency (MHz)	Result
7115.000000	PASS

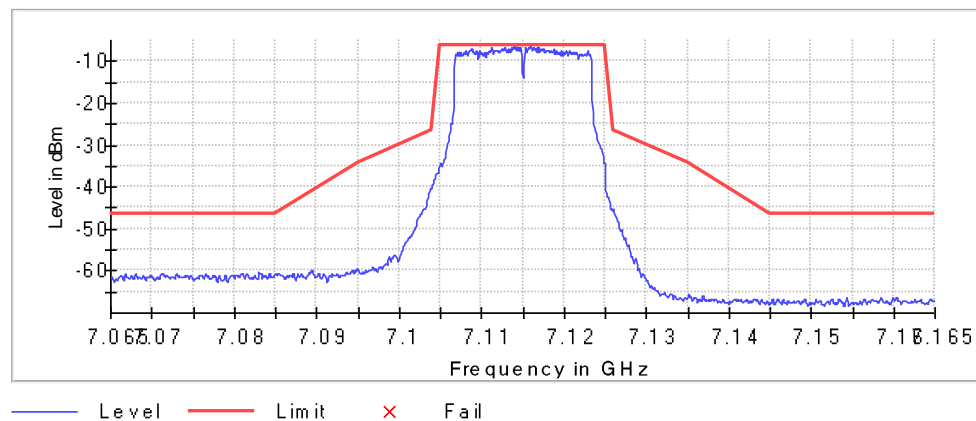
Inband Peak

Frequency (MHz)	Level (dBm)
7115.950000	-6.4

Measurements

Frequency (MHz)	Level (dBm)	Margin (dB)	Limit (dBm)	Result
7114.050000	-6.4	0.0	-6.4	PASS
7116.850000	-6.4	0.1	-6.4	PASS
7115.650000	-6.5	0.1	-6.4	PASS
7116.350000	-6.5	0.2	-6.4	PASS
7116.250000	-6.6	0.2	-6.4	PASS
7116.950000	-6.6	0.2	-6.4	PASS
7111.250000	-6.6	0.2	-6.4	PASS
7115.850000	-6.6	0.3	-6.4	PASS
7114.750000	-6.7	0.3	-6.4	PASS
7113.750000	-6.7	0.3	-6.4	PASS
7115.350000	-6.8	0.4	-6.4	PASS
7112.850000	-6.8	0.4	-6.4	PASS
7113.950000	-6.8	0.4	-6.4	PASS
7114.450000	-6.8	0.4	-6.4	PASS
7114.350000	-6.8	0.5	-6.4	PASS

In Band



Measurement 1

Setting	Instrument Value	Target Value
Start Frequency	7.06500 GHz	7.06500 GHz
Stop Frequency	7.16500 GHz	7.16500 GHz
Span	100.000 MHz	100.000 MHz
RBW	200.000 kHz	~ 200.000 kHz
VBW	500.000 kHz	~ 600.000 kHz
SweepPoints	1000	~ 1000
Sweeptime	1.000 ms	AUTO
Reference Level	0.000 dBm	0.000 dBm
Attenuation	10.000 dB	AUTO
Detector	RMS	RMS
SweepCount	100	100
Filter	3 dB	3 dB
Trace Mode	Average Power	Average Power
Sweeptype	Sweep	Sweep
Preamp	off	off

In-Band Emissions(2) (7115 MHz; 11a (20 MHz))

Result

DUT Frequency (MHz)	Result
7115.000000	PASS

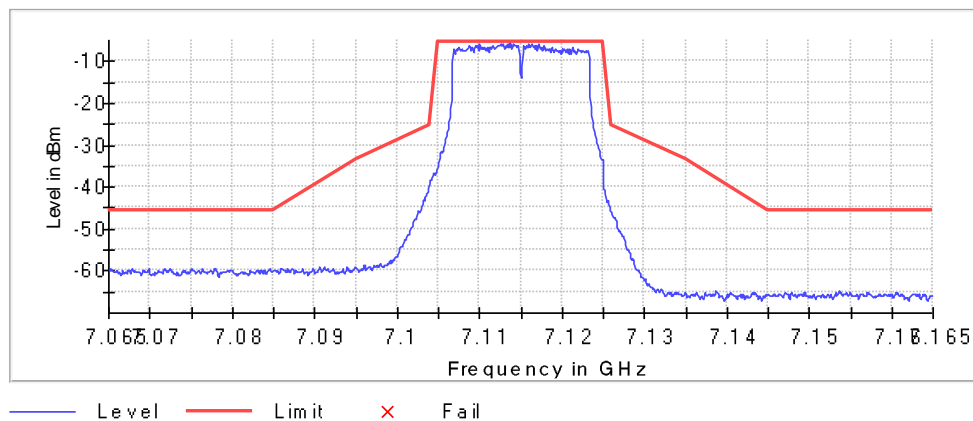
Inband Peak

Frequency (MHz)	Level (dBm)
7113.750000	-5.4

Measurements

Frequency (MHz)	Level (dBm)	Margin (dB)	Limit (dBm)	Result
7112.550000	-5.8	0.4	-5.4	PASS
7113.450000	-5.8	0.4	-5.4	PASS
7115.950000	-5.9	0.5	-5.4	PASS
7116.350000	-5.9	0.5	-5.4	PASS
7116.250000	-5.9	0.5	-5.4	PASS
7112.850000	-5.9	0.5	-5.4	PASS
7114.150000	-5.9	0.5	-5.4	PASS
7117.250000	-6.0	0.5	-5.4	PASS
7110.050000	-6.0	0.6	-5.4	PASS
7114.350000	-6.0	0.6	-5.4	PASS
7108.750000	-6.0	0.6	-5.4	PASS
7116.850000	-6.0	0.6	-5.4	PASS
7112.250000	-6.1	0.6	-5.4	PASS
7114.650000	-6.1	0.6	-5.4	PASS
7116.950000	-6.1	0.7	-5.4	PASS

In Band



Measurement 1

Setting	Instrument Value	Target Value
Start Frequency	7.06500 GHz	7.06500 GHz
Stop Frequency	7.16500 GHz	7.16500 GHz
Span	100.000 MHz	100.000 MHz
RBW	200.000 kHz	~ 200.000 kHz
VBW	500.000 kHz	~ 600.000 kHz
SweepPoints	1000	~ 1000
Sweeptime	1.000 ms	AUTO
Reference Level	0.000 dBm	0.000 dBm
Attenuation	10.000 dB	AUTO
Detector	RMS	RMS
SweepCount	100	100
Filter	3 dB	3 dB
Trace Mode	Average Power	Average Power
Sweeptype	Sweep	Sweep
Preamp	off	off

In-Band Emissions(3) (7115 MHz; 11a (20 MHz))

Result

DUT Frequency (MHz)	Result
7115.000000	PASS

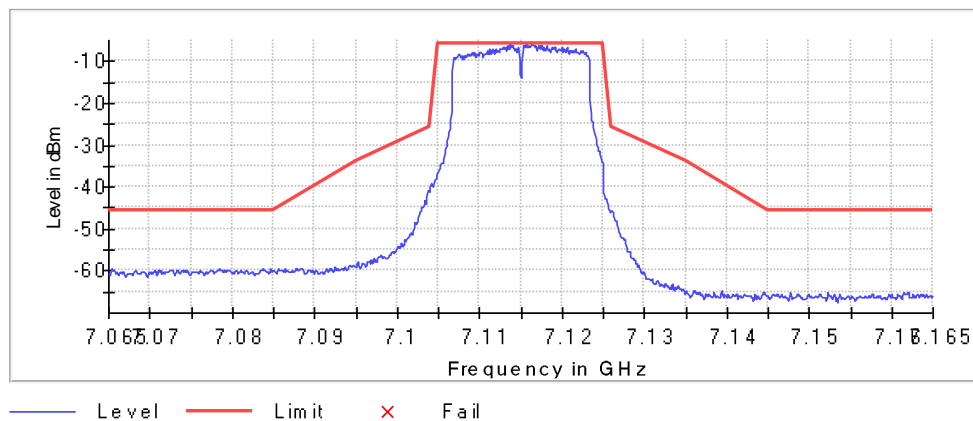
Inband Peak

Frequency (MHz)	Level (dBm)
7115.650000	-5.7

Measurements

Frequency (MHz)	Level (dBm)	Margin (dB)	Limit (dBm)	Result
7113.750000	-5.8	0.1	-5.7	PASS
7116.350000	-5.9	0.2	-5.7	PASS
7116.250000	-6.0	0.3	-5.7	PASS
7114.050000	-6.0	0.3	-5.7	PASS
7117.550000	-6.1	0.3	-5.7	PASS
7115.350000	-6.2	0.4	-5.7	PASS
7115.950000	-6.2	0.5	-5.7	PASS
7117.450000	-6.2	0.5	-5.7	PASS
7116.550000	-6.2	0.5	-5.7	PASS
7115.550000	-6.3	0.6	-5.7	PASS
7113.450000	-6.3	0.6	-5.7	PASS
7117.250000	-6.4	0.6	-5.7	PASS
7116.450000	-6.4	0.6	-5.7	PASS
7118.150000	-6.4	0.6	-5.7	PASS
7116.650000	-6.4	0.7	-5.7	PASS

In Band



Measurement 1

Setting	Instrument Value	Target Value
Start Frequency	7.06500 GHz	7.06500 GHz
Stop Frequency	7.16500 GHz	7.16500 GHz
Span	100.000 MHz	100.000 MHz
RBW	200.000 kHz	~ 200.000 kHz
VBW	500.000 kHz	~ 600.000 kHz
SweepPoints	1000	~ 1000
Sweeptime	1.000 ms	AUTO
Reference Level	0.000 dBm	0.000 dBm
Attenuation	10.000 dB	AUTO
Detector	RMS	RMS
SweepCount	100	100
Filter	3 dB	3 dB
Trace Mode	Average Power	Average Power
Sweeptype	Sweep	Sweep
Preamp	off	off

In-Band Emissions(4) (7115 MHz; 11a (20 MHz))

Result

DUT Frequency (MHz)	Result
7115.000000	PASS

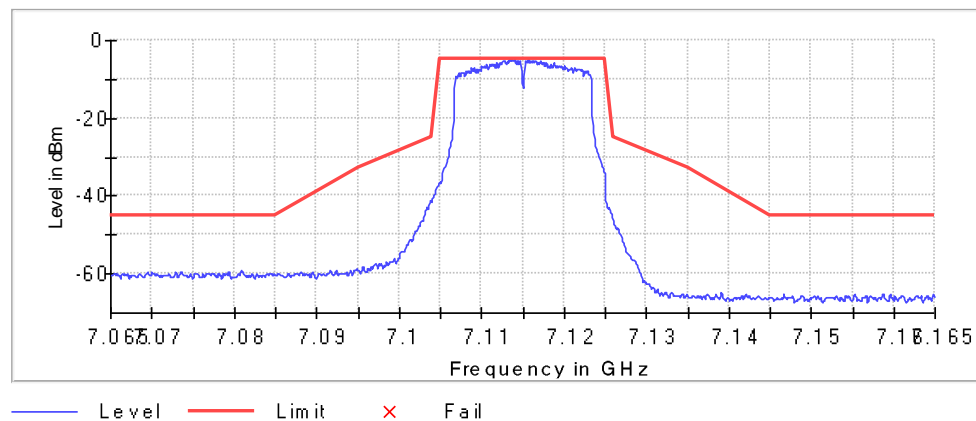
Inband Peak

Frequency (MHz)	Level (dBm)
7114.050000	-4.8

Measurements

Frequency (MHz)	Level (dBm)	Margin (dB)	Limit (dBm)	Result
7114.050000	-4.8	0.0	-4.8	PASS
7113.750000	-4.9	0.0	-4.8	PASS
7115.650000	-4.9	0.1	-4.8	PASS
7113.450000	-4.9	0.1	-4.8	PASS
7112.550000	-5.1	0.3	-4.8	PASS
7113.950000	-5.1	0.3	-4.8	PASS
7116.550000	-5.2	0.3	-4.8	PASS
7115.950000	-5.2	0.3	-4.8	PASS
7112.650000	-5.2	0.3	-4.8	PASS
7113.150000	-5.2	0.4	-4.8	PASS
7113.350000	-5.2	0.4	-4.8	PASS
7114.450000	-5.2	0.4	-4.8	PASS
7115.550000	-5.3	0.4	-4.8	PASS
7112.750000	-5.3	0.4	-4.8	PASS
7116.250000	-5.3	0.4	-4.8	PASS

In Band



Measurement 1

Setting	Instrument Value	Target Value
Start Frequency	7.06500 GHz	7.06500 GHz
Stop Frequency	7.16500 GHz	7.16500 GHz
Span	100.000 MHz	100.000 MHz
RBW	200.000 kHz	~ 200.000 kHz
VBW	500.000 kHz	~ 600.000 kHz
SweepPoints	1000	~ 1000
Sweeptime	1.000 ms	AUTO
Reference Level	0.000 dBm	0.000 dBm
Attenuation	10.000 dB	AUTO
Detector	RMS	RMS
SweepCount	100	100
Filter	3 dB	3 dB
Trace Mode	Average Power	Average Power
Sweeptype	Sweep	Sweep
Preamp	off	off

In-Band Emissions(1) (5955 MHz; 11ax20 (20 MHz))

Result

DUT Frequency (MHz)	Result
5955.000000	PASS

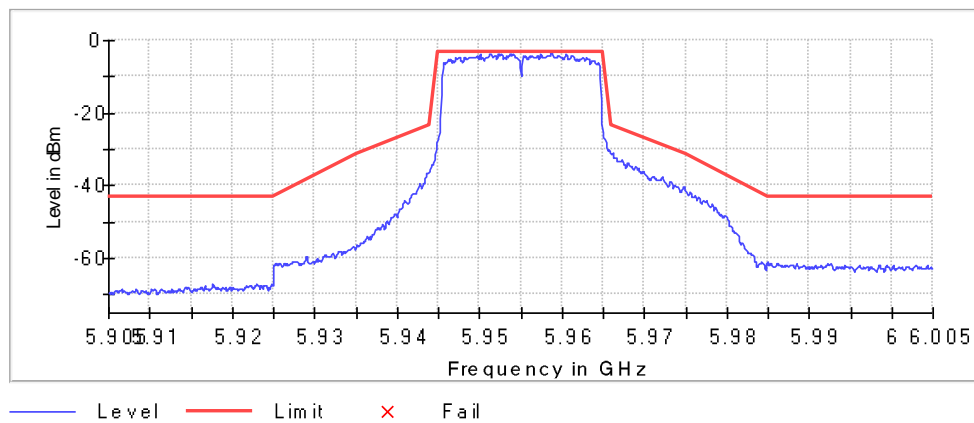
Inband Peak

Frequency (MHz)	Level (dBm)
5958.650000	-3.3

Measurements

Frequency (MHz)	Level (dBm)	Margin (dB)	Limit (dBm)	Result
5958.650000	-3.3	0.0	-3.3	PASS
5958.750000	-3.4	0.1	-3.3	PASS
5952.650000	-3.6	0.2	-3.3	PASS
5951.350000	-3.7	0.3	-3.3	PASS
5953.750000	-3.7	0.4	-3.3	PASS
5957.450000	-3.7	0.4	-3.3	PASS
5954.150000	-3.7	0.4	-3.3	PASS
5951.450000	-3.8	0.4	-3.3	PASS
5952.250000	-3.8	0.5	-3.3	PASS
5952.350000	-3.8	0.5	-3.3	PASS
5950.150000	-3.9	0.5	-3.3	PASS
5952.550000	-3.9	0.5	-3.3	PASS
5958.850000	-3.9	0.5	-3.3	PASS
5954.050000	-3.9	0.6	-3.3	PASS
5951.250000	-3.9	0.6	-3.3	PASS

In Band



Measurement 1

Setting	Instrument Value	Target Value
Start Frequency	5.90500 GHz	5.90500 GHz
Stop Frequency	6.00500 GHz	6.00500 GHz
Span	100.000 MHz	100.000 MHz
RBW	200.000 kHz	~ 200.000 kHz
VBW	500.000 kHz	~ 600.000 kHz
SweepPoints	1000	~ 1000
Sweeptime	1.000 ms	AUTO
Reference Level	0.000 dBm	0.000 dBm
Attenuation	10.000 dB	AUTO
Detector	RMS	RMS
SweepCount	100	100
Filter	3 dB	3 dB
Trace Mode	Average Power	Average Power
Sweeptype	Sweep	Sweep
Preamp	off	off

In-Band Emissions(2) (5955 MHz; 11ax20 (20 MHz))

Result

DUT Frequency (MHz)	Result
5955.000000	PASS

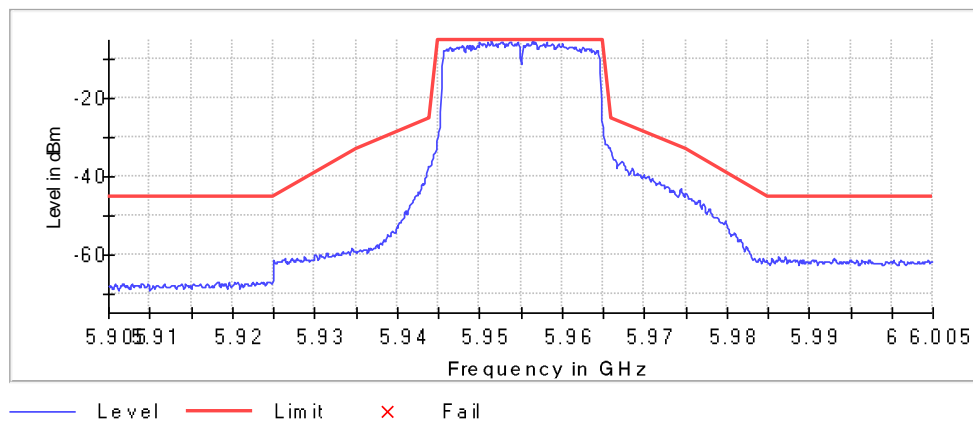
Inband Peak

Frequency (MHz)	Level (dBm)
5956.450000	-5.2

Measurements

Frequency (MHz)	Level (dBm)	Margin (dB)	Limit (dBm)	Result
5956.450000	-5.2	0.0	-5.2	PASS
5951.450000	-5.2	0.0	-5.2	PASS
5953.750000	-5.4	0.2	-5.2	PASS
5956.350000	-5.4	0.2	-5.2	PASS
5953.850000	-5.4	0.2	-5.2	PASS
5952.650000	-5.5	0.3	-5.2	PASS
5956.850000	-5.5	0.3	-5.2	PASS
5953.650000	-5.5	0.3	-5.2	PASS
5956.750000	-5.5	0.4	-5.2	PASS
5951.050000	-5.5	0.4	-5.2	PASS
5952.550000	-5.6	0.4	-5.2	PASS
5954.650000	-5.6	0.4	-5.2	PASS
5952.750000	-5.6	0.4	-5.2	PASS
5950.050000	-5.6	0.4	-5.2	PASS
5958.150000	-5.7	0.5	-5.2	PASS

In Band



Measurement 1

Setting	Instrument Value	Target Value
Start Frequency	5.90500 GHz	5.90500 GHz
Stop Frequency	6.00500 GHz	6.00500 GHz
Span	100.000 MHz	100.000 MHz
RBW	200.000 kHz	~ 200.000 kHz
VBW	500.000 kHz	~ 600.000 kHz
SweepPoints	1000	~ 1000
Sweeptime	1.000 ms	AUTO
Reference Level	0.000 dBm	0.000 dBm
Attenuation	10.000 dB	AUTO
Detector	RMS	RMS
SweepCount	100	100
Filter	3 dB	3 dB
Trace Mode	Average Power	Average Power
Sweeptype	Sweep	Sweep
Preamp	off	off

In-Band Emissions(3) (5955 MHz; 11ax20 (20 MHz))

Result

DUT Frequency (MHz)	Result
5955.000000	PASS

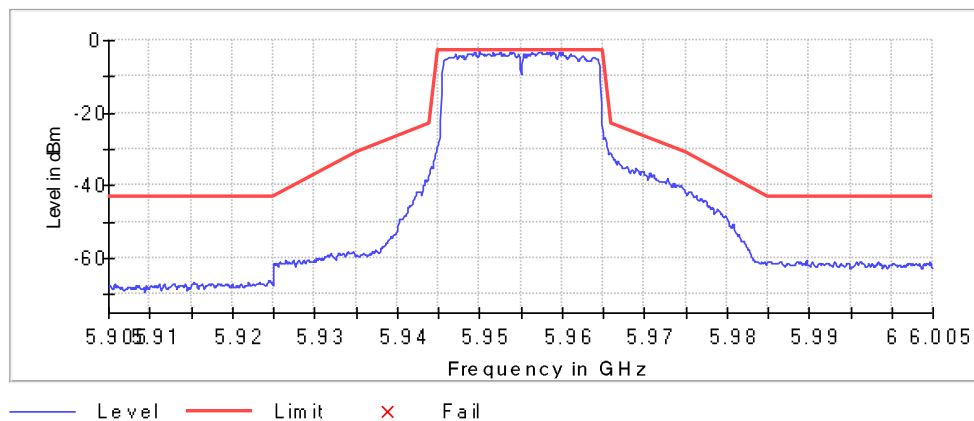
Inband Peak

Frequency (MHz)	Level (dBm)
5950.050000	-3.0

Measurements

Frequency (MHz)	Level (dBm)	Margin (dB)	Limit (dBm)	Result
5950.050000	-3.0	0.0	-3.0	PASS
5949.950000	-3.1	0.1	-3.0	PASS
5954.150000	-3.1	0.1	-3.0	PASS
5949.350000	-3.1	0.2	-3.0	PASS
5958.850000	-3.2	0.2	-3.0	PASS
5954.050000	-3.2	0.2	-3.0	PASS
5960.050000	-3.3	0.3	-3.0	PASS
5959.650000	-3.3	0.3	-3.0	PASS
5958.450000	-3.3	0.3	-3.0	PASS
5953.750000	-3.3	0.3	-3.0	PASS
5957.250000	-3.3	0.3	-3.0	PASS
5957.450000	-3.4	0.4	-3.0	PASS
5959.750000	-3.4	0.4	-3.0	PASS
5951.650000	-3.4	0.4	-3.0	PASS
5949.450000	-3.4	0.4	-3.0	PASS

In Band



Measurement 1

Setting	Instrument Value	Target Value
Start Frequency	5.90500 GHz	5.90500 GHz
Stop Frequency	6.00500 GHz	6.00500 GHz
Span	100.000 MHz	100.000 MHz
RBW	200.000 kHz	~ 200.000 kHz
VBW	500.000 kHz	~ 600.000 kHz
SweepPoints	1000	~ 1000
Sweeptime	1.000 ms	AUTO
Reference Level	0.000 dBm	0.000 dBm
Attenuation	10.000 dB	AUTO
Detector	RMS	RMS
SweepCount	100	100
Filter	3 dB	3 dB
Trace Mode	Average Power	Average Power
Sweeptype	Sweep	Sweep
Preamp	off	off

In-Band Emissions(4) (5955 MHz; 11ax20 (20 MHz))

Result

DUT Frequency (MHz)	Result
5955.000000	PASS

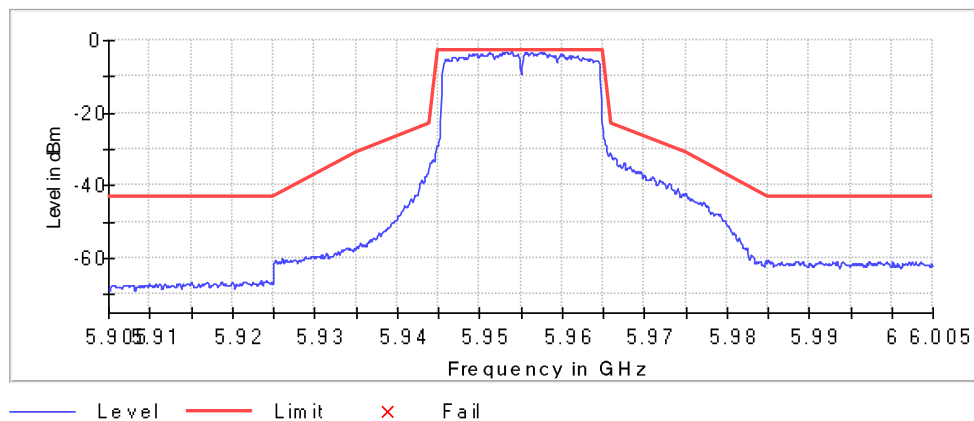
Inband Peak

Frequency (MHz)	Level (dBm)
5953.950000	-3.0

Measurements

Frequency (MHz)	Level (dBm)	Margin (dB)	Limit (dBm)	Result
5953.950000	-3.0	0.0	-3.0	PASS
5953.850000	-3.1	0.1	-3.0	PASS
5957.850000	-3.2	0.2	-3.0	PASS
5955.550000	-3.2	0.2	-3.0	PASS
5951.250000	-3.3	0.3	-3.0	PASS
5953.050000	-3.3	0.3	-3.0	PASS
5957.350000	-3.3	0.3	-3.0	PASS
5957.450000	-3.3	0.3	-3.0	PASS
5953.150000	-3.3	0.3	-3.0	PASS
5956.250000	-3.3	0.3	-3.0	PASS
5953.350000	-3.4	0.4	-3.0	PASS
5952.750000	-3.4	0.4	-3.0	PASS
5955.750000	-3.4	0.4	-3.0	PASS
5956.350000	-3.4	0.4	-3.0	PASS
5953.450000	-3.4	0.4	-3.0	PASS

In Band



Measurement 1

Setting	Instrument Value	Target Value
Start Frequency	5.90500 GHz	5.90500 GHz
Stop Frequency	6.00500 GHz	6.00500 GHz
Span	100.000 MHz	100.000 MHz
RBW	200.000 kHz	~ 200.000 kHz
VBW	500.000 kHz	~ 600.000 kHz
SweepPoints	1000	~ 1000
Sweeptime	1.000 ms	AUTO
Reference Level	0.000 dBm	0.000 dBm
Attenuation	10.000 dB	AUTO
Detector	RMS	RMS
SweepCount	100	100
Filter	3 dB	3 dB
Trace Mode	Average Power	Average Power
Sweeptype	Sweep	Sweep
Preamp	off	off

In-Band Emissions(1) (6175 MHz; 11ax20 (20 MHz))

Result

DUT Frequency (MHz)	Result
6175.000000	PASS

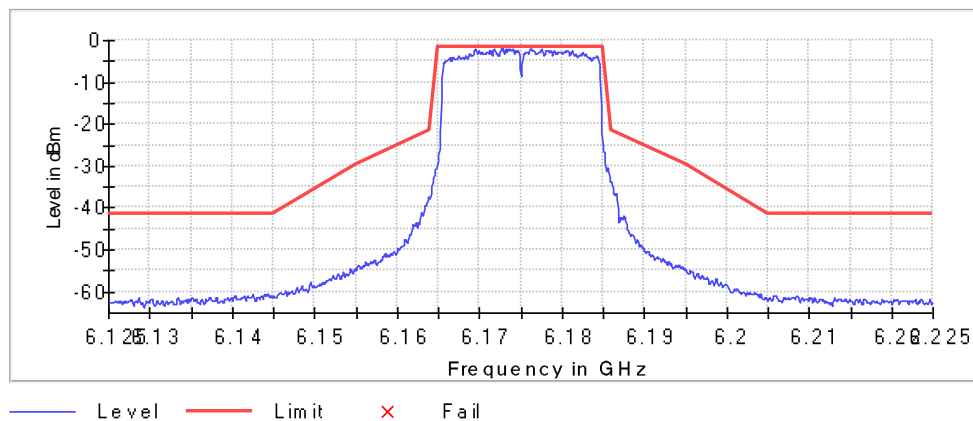
Inband Peak

Frequency (MHz)	Level (dBm)
6172.750000	-1.6

Measurements

Frequency (MHz)	Level (dBm)	Margin (dB)	Limit (dBm)	Result
6174.050000	-2.0	0.3	-1.6	PASS
6176.150000	-2.0	0.3	-1.6	PASS
6171.750000	-2.0	0.3	-1.6	PASS
6173.550000	-2.0	0.4	-1.6	PASS
6173.150000	-2.0	0.4	-1.6	PASS
6176.250000	-2.0	0.4	-1.6	PASS
6172.650000	-2.1	0.5	-1.6	PASS
6169.450000	-2.1	0.5	-1.6	PASS
6176.050000	-2.2	0.6	-1.6	PASS
6173.750000	-2.2	0.6	-1.6	PASS
6177.550000	-2.2	0.6	-1.6	PASS
6169.350000	-2.3	0.6	-1.6	PASS
6177.450000	-2.3	0.6	-1.6	PASS
6176.450000	-2.3	0.7	-1.6	PASS
6179.050000	-2.3	0.7	-1.6	PASS

In Band



Measurement 1

Setting	Instrument Value	Target Value
Start Frequency	6.12500 GHz	6.12500 GHz
Stop Frequency	6.22500 GHz	6.22500 GHz
Span	100.000 MHz	100.000 MHz
RBW	200.000 kHz	~ 200.000 kHz
VBW	500.000 kHz	~ 600.000 kHz
SweepPoints	1000	~ 1000
Sweeptime	1.000 ms	AUTO
Reference Level	0.000 dBm	0.000 dBm
Attenuation	10.000 dB	AUTO
Detector	RMS	RMS
SweepCount	100	100
Filter	3 dB	3 dB
Trace Mode	Average Power	Average Power
Sweeptype	Sweep	Sweep
Preamp	off	off

In-Band Emissions(2) (6175 MHz; 11ax20 (20 MHz))

Result

DUT Frequency (MHz)	Result
6175.000000	PASS

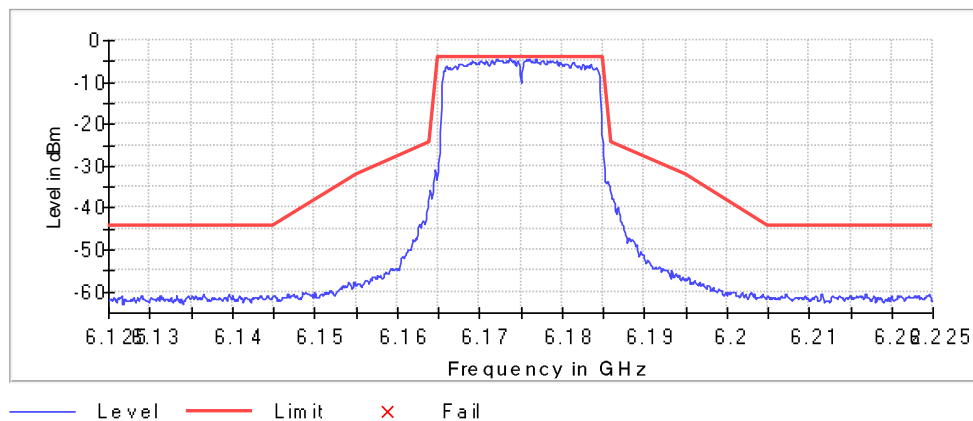
Inband Peak

Frequency (MHz)	Level (dBm)
6173.750000	-4.2

Measurements

Frequency (MHz)	Level (dBm)	Margin (dB)	Limit (dBm)	Result
6176.850000	-4.4	0.2	-4.2	PASS
6176.050000	-4.4	0.3	-4.2	PASS
6173.650000	-4.5	0.3	-4.2	PASS
6176.950000	-4.5	0.3	-4.2	PASS
6172.150000	-4.6	0.4	-4.2	PASS
6175.750000	-4.6	0.4	-4.2	PASS
6172.050000	-4.6	0.5	-4.2	PASS
6175.950000	-4.7	0.5	-4.2	PASS
6171.450000	-4.7	0.5	-4.2	PASS
6170.850000	-4.7	0.5	-4.2	PASS
6171.550000	-4.7	0.6	-4.2	PASS
6178.850000	-4.7	0.6	-4.2	PASS
6173.850000	-4.8	0.6	-4.2	PASS
6178.750000	-4.8	0.6	-4.2	PASS
6174.250000	-4.8	0.6	-4.2	PASS

In Band



Measurement 1

Setting	Instrument Value	Target Value
Start Frequency	6.12500 GHz	6.12500 GHz
Stop Frequency	6.22500 GHz	6.22500 GHz
Span	100.000 MHz	100.000 MHz
RBW	200.000 kHz	~ 200.000 kHz
VBW	500.000 kHz	~ 600.000 kHz
SweepPoints	1000	~ 1000
Sweeptime	1.000 ms	AUTO
Reference Level	0.000 dBm	0.000 dBm
Attenuation	10.000 dB	AUTO
Detector	RMS	RMS
SweepCount	100	100
Filter	3 dB	3 dB
Trace Mode	Average Power	Average Power
Sweeptype	Sweep	Sweep
Preamp	off	off

In-Band Emissions(3) (6175 MHz; 11ax20 (20 MHz))

Result

DUT Frequency (MHz)	Result
6175.000000	PASS

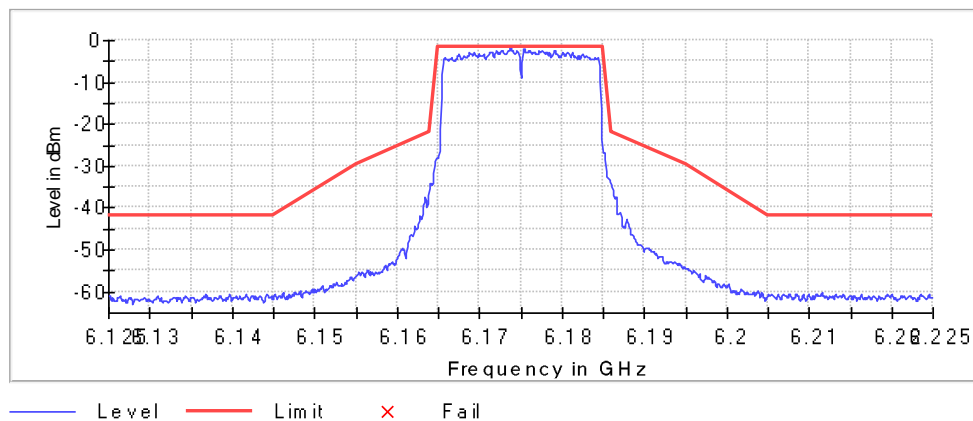
Inband Peak

Frequency (MHz)	Level (dBm)
6173.750000	-1.8

Measurements

Frequency (MHz)	Level (dBm)	Margin (dB)	Limit (dBm)	Result
6173.850000	-1.8	0.0	-1.8	PASS
6175.350000	-2.1	0.3	-1.8	PASS
6175.450000	-2.2	0.4	-1.8	PASS
6173.650000	-2.3	0.4	-1.8	PASS
6175.950000	-2.4	0.5	-1.8	PASS
6179.150000	-2.4	0.6	-1.8	PASS
6173.950000	-2.4	0.6	-1.8	PASS
6179.050000	-2.4	0.6	-1.8	PASS
6174.050000	-2.5	0.7	-1.8	PASS
6177.650000	-2.5	0.7	-1.8	PASS
6172.750000	-2.5	0.7	-1.8	PASS
6173.550000	-2.5	0.7	-1.8	PASS
6174.550000	-2.5	0.7	-1.8	PASS
6172.650000	-2.5	0.7	-1.8	PASS
6172.050000	-2.6	0.8	-1.8	PASS

In Band



Measurement 1

Setting	Instrument Value	Target Value
Start Frequency	6.12500 GHz	6.12500 GHz
Stop Frequency	6.22500 GHz	6.22500 GHz
Span	100.000 MHz	100.000 MHz
RBW	200.000 kHz	~ 200.000 kHz
VBW	500.000 kHz	~ 600.000 kHz
SweepPoints	1000	~ 1000
Sweeptime	1.000 ms	AUTO
Reference Level	0.000 dBm	0.000 dBm
Attenuation	10.000 dB	AUTO
Detector	RMS	RMS
SweepCount	100	100
Filter	3 dB	3 dB
Trace Mode	Average Power	Average Power
Sweeptype	Sweep	Sweep
Preamp	off	off

In-Band Emissions(4) (6175 MHz; 11ax20 (20 MHz))

Result

DUT Frequency (MHz)	Result
6175.000000	PASS

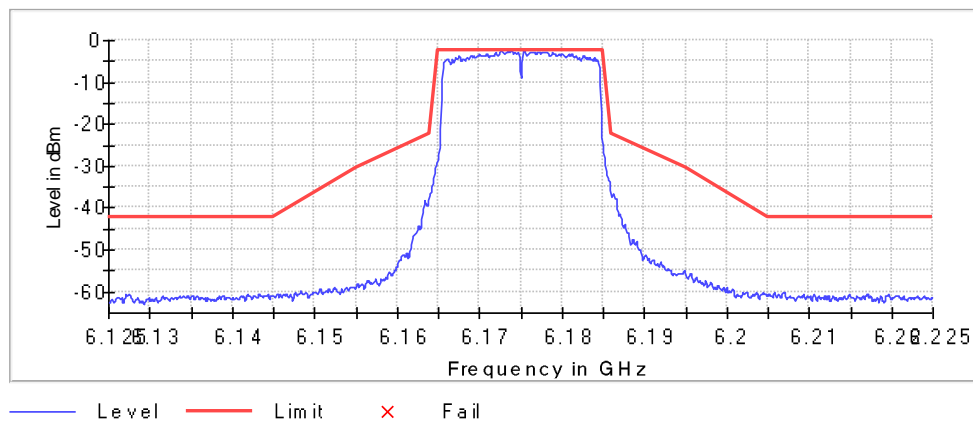
Inband Peak

Frequency (MHz)	Level (dBm)
6173.950000	-2.3

Measurements

Frequency (MHz)	Level (dBm)	Margin (dB)	Limit (dBm)	Result
6173.950000	-2.3	0.0	-2.3	PASS
6172.550000	-2.4	0.1	-2.3	PASS
6173.850000	-2.5	0.1	-2.3	PASS
6175.350000	-2.5	0.1	-2.3	PASS
6172.650000	-2.5	0.2	-2.3	PASS
6173.550000	-2.6	0.2	-2.3	PASS
6175.450000	-2.6	0.2	-2.3	PASS
6171.950000	-2.7	0.3	-2.3	PASS
6176.250000	-2.7	0.3	-2.3	PASS
6173.650000	-2.7	0.3	-2.3	PASS
6174.050000	-2.7	0.3	-2.3	PASS
6176.050000	-2.7	0.4	-2.3	PASS
6173.450000	-2.7	0.4	-2.3	PASS
6176.350000	-2.7	0.4	-2.3	PASS
6176.150000	-2.8	0.4	-2.3	PASS

In Band



Measurement 1

Setting	Instrument Value	Target Value
Start Frequency	6.12500 GHz	6.12500 GHz
Stop Frequency	6.22500 GHz	6.22500 GHz
Span	100.000 MHz	100.000 MHz
RBW	200.000 kHz	~ 200.000 kHz
VBW	500.000 kHz	~ 600.000 kHz
SweepPoints	1000	~ 1000
Sweeptime	1.000 ms	AUTO
Reference Level	0.000 dBm	0.000 dBm
Attenuation	10.000 dB	AUTO
Detector	RMS	RMS
SweepCount	100	100
Filter	3 dB	3 dB
Trace Mode	Average Power	Average Power
Sweeptype	Sweep	Sweep
Preamp	off	off

In-Band Emissions(1) (6415 MHz; 11ax20 (20 MHz))

Result

DUT Frequency (MHz)	Result
6415.000000	PASS

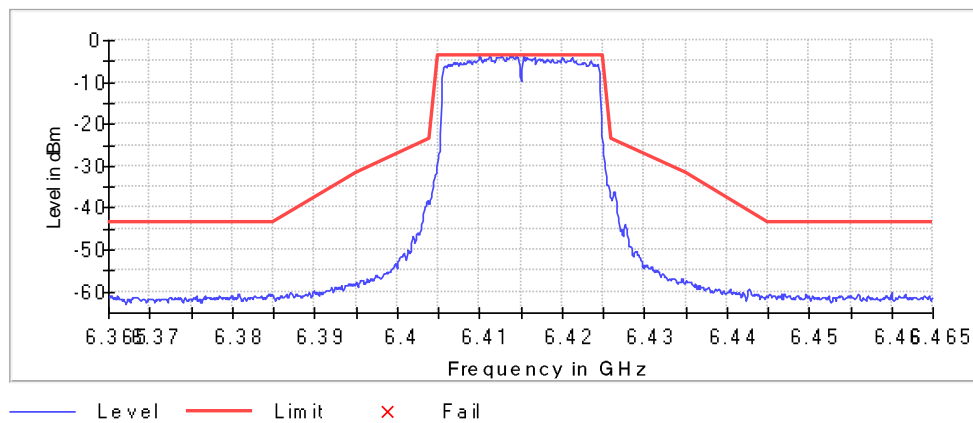
Inband Peak

Frequency (MHz)	Level (dBm)
6410.050000	-3.5

Measurements

Frequency (MHz)	Level (dBm)	Margin (dB)	Limit (dBm)	Result
6410.050000	-3.5	0.0	-3.5	PASS
6415.350000	-3.6	0.0	-3.5	PASS
6413.750000	-3.6	0.1	-3.5	PASS
6411.250000	-3.6	0.1	-3.5	PASS
6414.450000	-3.7	0.2	-3.5	PASS
6409.950000	-3.7	0.2	-3.5	PASS
6414.050000	-3.8	0.2	-3.5	PASS
6412.650000	-3.9	0.3	-3.5	PASS
6412.050000	-3.9	0.3	-3.5	PASS
6415.450000	-3.9	0.4	-3.5	PASS
6412.750000	-3.9	0.4	-3.5	PASS
6413.650000	-3.9	0.4	-3.5	PASS
6414.550000	-3.9	0.4	-3.5	PASS
6413.950000	-4.0	0.4	-3.5	PASS
6414.650000	-4.0	0.4	-3.5	PASS

In Band



Measurement 1

Setting	Instrument Value	Target Value
Start Frequency	6.36500 GHz	6.36500 GHz
Stop Frequency	6.46500 GHz	6.46500 GHz
Span	100.000 MHz	100.000 MHz
RBW	200.000 kHz	~ 200.000 kHz
VBW	500.000 kHz	~ 600.000 kHz
SweepPoints	1000	~ 1000
Sweeptime	1.000 ms	AUTO
Reference Level	0.000 dBm	0.000 dBm
Attenuation	10.000 dB	AUTO
Detector	RMS	RMS
SweepCount	100	100
Filter	3 dB	3 dB
Trace Mode	Average Power	Average Power
Sweeptype	Sweep	Sweep
Preamp	off	off

In-Band Emissions(2) (6415 MHz; 11ax20 (20 MHz))

Result

DUT Frequency (MHz)	Result
6415.000000	PASS

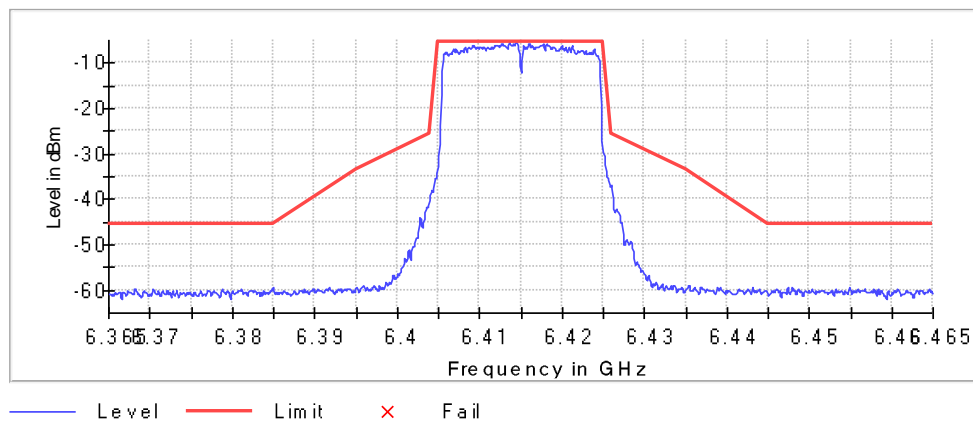
Inband Peak

Frequency (MHz)	Level (dBm)
6414.450000	-5.5

Measurements

Frequency (MHz)	Level (dBm)	Margin (dB)	Limit (dBm)	Result
6413.650000	-5.5	0.0	-5.5	PASS
6414.550000	-5.5	0.1	-5.5	PASS
6417.750000	-5.8	0.3	-5.5	PASS
6413.750000	-5.8	0.3	-5.5	PASS
6415.950000	-5.8	0.3	-5.5	PASS
6412.750000	-5.8	0.3	-5.5	PASS
6414.150000	-5.8	0.4	-5.5	PASS
6416.050000	-5.8	0.4	-5.5	PASS
6412.650000	-5.9	0.4	-5.5	PASS
6414.350000	-5.9	0.4	-5.5	PASS
6418.150000	-5.9	0.4	-5.5	PASS
6418.350000	-5.9	0.5	-5.5	PASS
6415.350000	-6.0	0.5	-5.5	PASS
6417.450000	-6.0	0.5	-5.5	PASS
6414.050000	-6.0	0.5	-5.5	PASS

In Band



Measurement 1

Setting	Instrument Value	Target Value
Start Frequency	6.36500 GHz	6.36500 GHz
Stop Frequency	6.46500 GHz	6.46500 GHz
Span	100.000 MHz	100.000 MHz
RBW	200.000 kHz	~ 200.000 kHz
VBW	500.000 kHz	~ 600.000 kHz
SweepPoints	1000	~ 1000
Sweeptime	1.000 ms	AUTO
Reference Level	0.000 dBm	0.000 dBm
Attenuation	10.000 dB	AUTO
Detector	RMS	RMS
SweepCount	100	100
Filter	3 dB	3 dB
Trace Mode	Average Power	Average Power
Sweeptype	Sweep	Sweep
Preamp	off	off

In-Band Emissions(3) (6415 MHz; 11ax20 (20 MHz))

Result

DUT Frequency (MHz)	Result
6415.000000	PASS

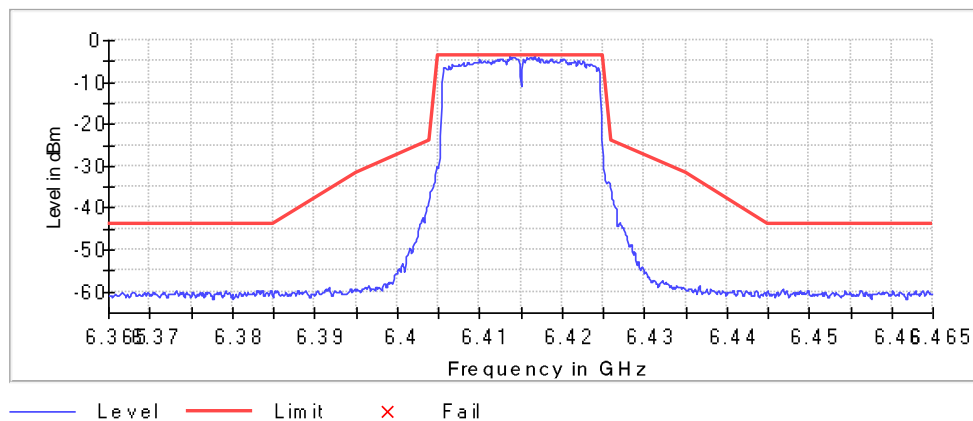
Inband Peak

Frequency (MHz)	Level (dBm)
6413.750000	-3.8

Measurements

Frequency (MHz)	Level (dBm)	Margin (dB)	Limit (dBm)	Result
6413.750000	-3.8	0.0	-3.8	PASS
6416.650000	-3.8	0.0	-3.8	PASS
6414.050000	-3.9	0.1	-3.8	PASS
6416.550000	-3.9	0.1	-3.8	PASS
6414.250000	-4.0	0.2	-3.8	PASS
6416.050000	-4.1	0.3	-3.8	PASS
6416.150000	-4.1	0.3	-3.8	PASS
6414.150000	-4.1	0.3	-3.8	PASS
6415.750000	-4.1	0.3	-3.8	PASS
6416.750000	-4.2	0.4	-3.8	PASS
6416.250000	-4.2	0.4	-3.8	PASS
6414.350000	-4.2	0.4	-3.8	PASS
6413.950000	-4.2	0.4	-3.8	PASS
6417.150000	-4.3	0.4	-3.8	PASS
6416.350000	-4.3	0.5	-3.8	PASS

In Band



Measurement 1

Setting	Instrument Value	Target Value
Start Frequency	6.36500 GHz	6.36500 GHz
Stop Frequency	6.46500 GHz	6.46500 GHz
Span	100.000 MHz	100.000 MHz
RBW	200.000 kHz	~ 200.000 kHz
VBW	500.000 kHz	~ 600.000 kHz
SweepPoints	1000	~ 1000
Sweeptime	1.000 ms	AUTO
Reference Level	0.000 dBm	0.000 dBm
Attenuation	10.000 dB	AUTO
Detector	RMS	RMS
SweepCount	100	100
Filter	3 dB	3 dB
Trace Mode	Average Power	Average Power
Sweeptype	Sweep	Sweep
Preamp	off	off

In-Band Emissions(4) (6415 MHz; 11ax20 (20 MHz))

Result

DUT Frequency (MHz)	Result
6415.000000	PASS

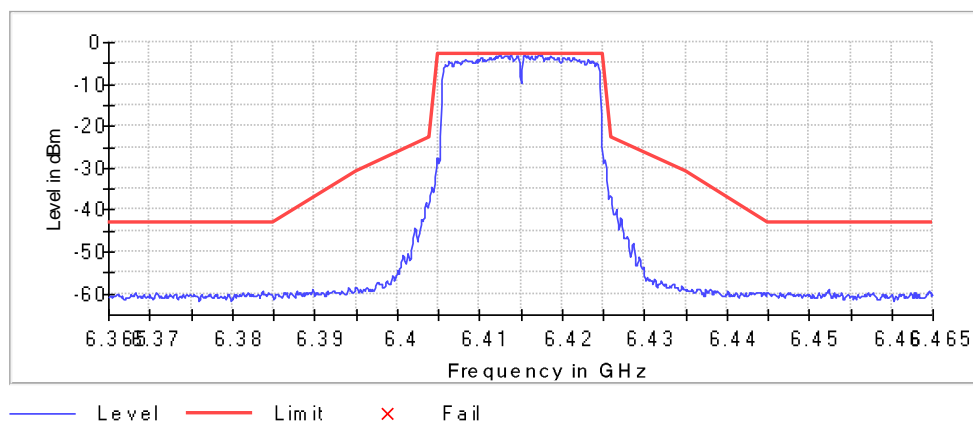
Inband Peak

Frequency (MHz)	Level (dBm)
6417.550000	-2.9

Measurements

Frequency (MHz)	Level (dBm)	Margin (dB)	Limit (dBm)	Result
6417.550000	-2.9	0.0	-2.9	PASS
6412.450000	-2.9	0.0	-2.9	PASS
6413.850000	-3.0	0.1	-2.9	PASS
6417.150000	-3.0	0.1	-2.9	PASS
6415.450000	-3.0	0.1	-2.9	PASS
6417.250000	-3.0	0.1	-2.9	PASS
6414.550000	-3.1	0.2	-2.9	PASS
6415.350000	-3.1	0.2	-2.9	PASS
6412.250000	-3.1	0.2	-2.9	PASS
6416.250000	-3.1	0.2	-2.9	PASS
6413.050000	-3.1	0.2	-2.9	PASS
6413.150000	-3.1	0.3	-2.9	PASS
6412.350000	-3.1	0.3	-2.9	PASS
6418.550000	-3.2	0.3	-2.9	PASS
6418.650000	-3.2	0.3	-2.9	PASS

In Band



Measurement 1

Setting	Instrument Value	Target Value
Start Frequency	6.36500 GHz	6.36500 GHz
Stop Frequency	6.46500 GHz	6.46500 GHz
Span	100.000 MHz	100.000 MHz
RBW	200.000 kHz	~ 200.000 kHz
VBW	500.000 kHz	~ 600.000 kHz
SweepPoints	1000	~ 1000
Sweeptime	1.000 ms	AUTO
Reference Level	0.000 dBm	0.000 dBm
Attenuation	10.000 dB	AUTO
Detector	RMS	RMS
SweepCount	100	100
Filter	3 dB	3 dB
Trace Mode	Average Power	Average Power
Sweeptype	Sweep	Sweep
Preamp	off	off

In-Band Emissions(1) (6435 MHz; 11ax20 (20 MHz))

Result

DUT Frequency (MHz)	Result
6435.000000	PASS

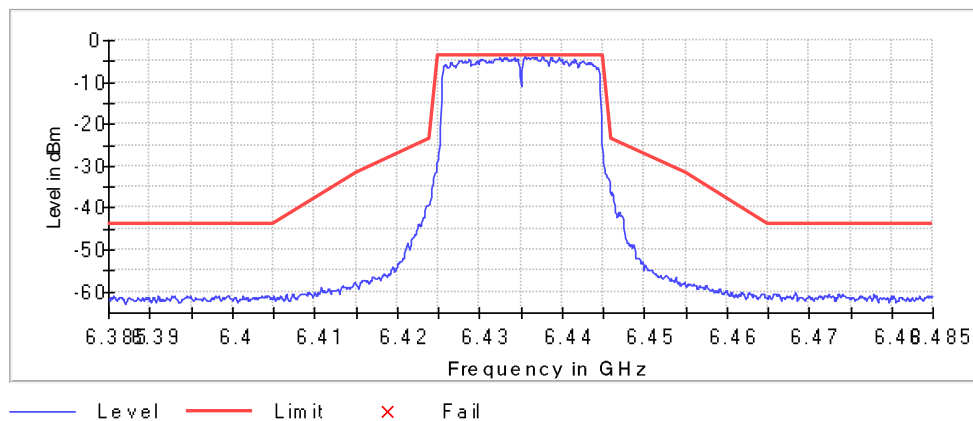
Inband Peak

Frequency (MHz)	Level (dBm)
6435.550000	-3.7

Measurements

Frequency (MHz)	Level (dBm)	Margin (dB)	Limit (dBm)	Result
6435.550000	-3.7	0.0	-3.7	PASS
6437.650000	-3.8	0.1	-3.7	PASS
6436.950000	-3.9	0.2	-3.7	PASS
6435.850000	-4.0	0.2	-3.7	PASS
6437.750000	-4.0	0.3	-3.7	PASS
6439.650000	-4.0	0.3	-3.7	PASS
6437.550000	-4.1	0.3	-3.7	PASS
6435.450000	-4.1	0.4	-3.7	PASS
6436.450000	-4.1	0.4	-3.7	PASS
6432.450000	-4.1	0.4	-3.7	PASS
6436.850000	-4.1	0.4	-3.7	PASS
6432.950000	-4.1	0.4	-3.7	PASS
6438.750000	-4.2	0.5	-3.7	PASS
6436.350000	-4.2	0.5	-3.7	PASS
6438.650000	-4.2	0.5	-3.7	PASS

In Band



Measurement 1

Setting	Instrument Value	Target Value
Start Frequency	6.38500 GHz	6.38500 GHz
Stop Frequency	6.48500 GHz	6.48500 GHz
Span	100.000 MHz	100.000 MHz
RBW	200.000 kHz	~ 200.000 kHz
VBW	500.000 kHz	~ 600.000 kHz
SweepPoints	1000	~ 1000
Sweeptime	1.000 ms	AUTO
Reference Level	0.000 dBm	0.000 dBm
Attenuation	10.000 dB	AUTO
Detector	RMS	RMS
SweepCount	100	100
Filter	3 dB	3 dB
Trace Mode	Average Power	Average Power
Sweeptype	Sweep	Sweep
Preamp	off	off

In-Band Emissions(2) (6435 MHz; 11ax20 (20 MHz))

Result

DUT Frequency (MHz)	Result
6435.000000	PASS

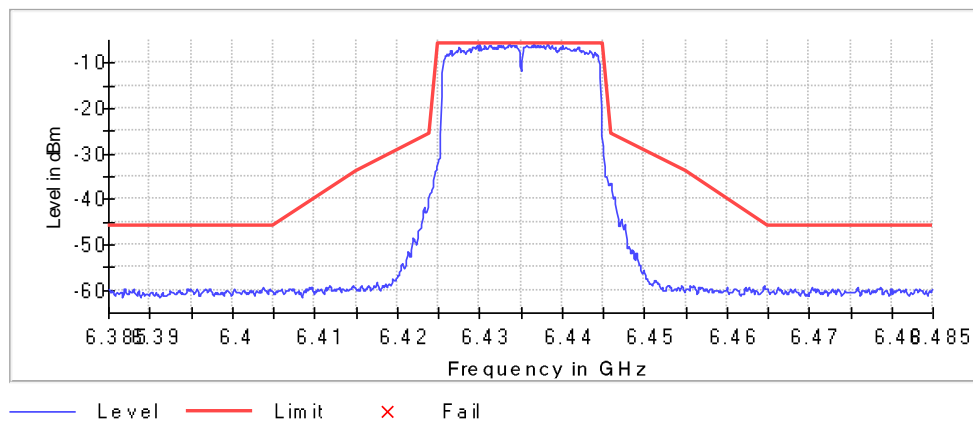
Inband Peak

Frequency (MHz)	Level (dBm)
6436.550000	-5.7

Measurements

Frequency (MHz)	Level (dBm)	Margin (dB)	Limit (dBm)	Result
6430.050000	-5.7	0.0	-5.7	PASS
6433.650000	-5.8	0.1	-5.7	PASS
6438.250000	-5.9	0.2	-5.7	PASS
6435.650000	-5.9	0.2	-5.7	PASS
6434.250000	-5.9	0.2	-5.7	PASS
6436.650000	-6.0	0.2	-5.7	PASS
6432.550000	-6.0	0.2	-5.7	PASS
6434.450000	-6.0	0.3	-5.7	PASS
6431.250000	-6.0	0.3	-5.7	PASS
6433.550000	-6.1	0.3	-5.7	PASS
6436.350000	-6.1	0.4	-5.7	PASS
6437.050000	-6.1	0.4	-5.7	PASS
6434.150000	-6.1	0.4	-5.7	PASS
6432.350000	-6.1	0.4	-5.7	PASS
6434.050000	-6.2	0.4	-5.7	PASS

In Band



Measurement 1

Setting	Instrument Value	Target Value
Start Frequency	6.38500 GHz	6.38500 GHz
Stop Frequency	6.48500 GHz	6.48500 GHz
Span	100.000 MHz	100.000 MHz
RBW	200.000 kHz	~ 200.000 kHz
VBW	500.000 kHz	~ 600.000 kHz
SweepPoints	1000	~ 1000
Sweeptime	1.000 ms	AUTO
Reference Level	0.000 dBm	0.000 dBm
Attenuation	10.000 dB	AUTO
Detector	RMS	RMS
SweepCount	100	100
Filter	3 dB	3 dB
Trace Mode	Average Power	Average Power
Sweeptype	Sweep	Sweep
Preamp	off	off

In-Band Emissions(3) (6435 MHz; 11ax20 (20 MHz))

Result

DUT Frequency (MHz)	Result
6435.000000	PASS

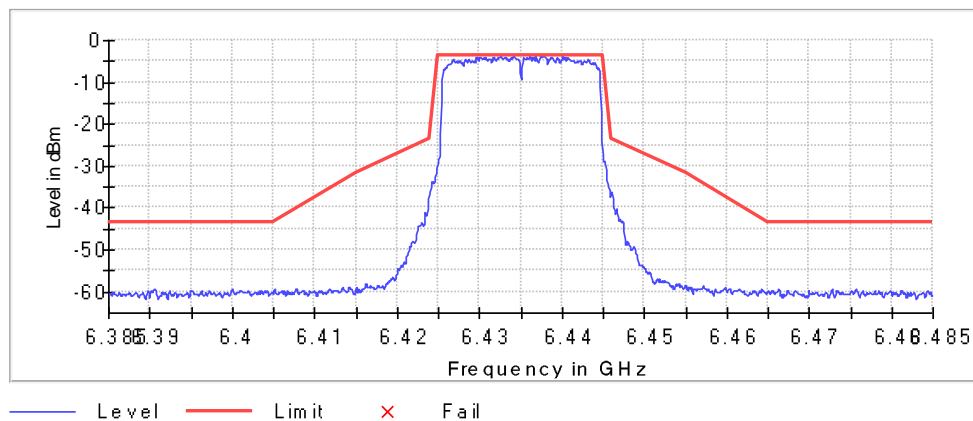
Inband Peak

Frequency (MHz)	Level (dBm)
6436.050000	-3.5

Measurements

Frequency (MHz)	Level (dBm)	Margin (dB)	Limit (dBm)	Result
6440.050000	-3.6	0.0	-3.5	PASS
6432.550000	-3.6	0.0	-3.5	PASS
6437.850000	-3.7	0.1	-3.5	PASS
6434.150000	-3.7	0.2	-3.5	PASS
6437.750000	-3.8	0.2	-3.5	PASS
6436.850000	-3.8	0.2	-3.5	PASS
6437.450000	-3.8	0.3	-3.5	PASS
6440.350000	-3.9	0.3	-3.5	PASS
6430.150000	-3.9	0.3	-3.5	PASS
6432.350000	-3.9	0.3	-3.5	PASS
6434.050000	-3.9	0.3	-3.5	PASS
6433.050000	-3.9	0.3	-3.5	PASS
6438.050000	-3.9	0.4	-3.5	PASS
6437.950000	-3.9	0.4	-3.5	PASS
6437.650000	-3.9	0.4	-3.5	PASS

In Band



Measurement 1

Setting	Instrument Value	Target Value
Start Frequency	6.38500 GHz	6.38500 GHz
Stop Frequency	6.48500 GHz	6.48500 GHz
Span	100.000 MHz	100.000 MHz
RBW	200.000 kHz	~ 200.000 kHz
VBW	500.000 kHz	~ 600.000 kHz
SweepPoints	1000	~ 1000
Sweeptime	1.000 ms	AUTO
Reference Level	0.000 dBm	0.000 dBm
Attenuation	10.000 dB	AUTO
Detector	RMS	RMS
SweepCount	100	100
Filter	3 dB	3 dB
Trace Mode	Average Power	Average Power
Sweeptype	Sweep	Sweep
Preamp	off	off

In-Band Emissions(4) (6435 MHz; 11ax20 (20 MHz))

Result

DUT Frequency (MHz)	Result
6435.000000	PASS

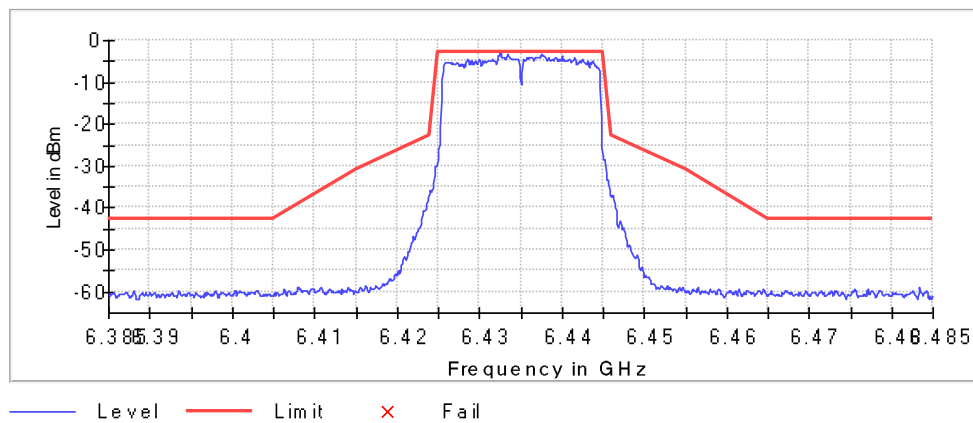
Inband Peak

Frequency (MHz)	Level (dBm)
6432.450000	-2.8

Measurements

Frequency (MHz)	Level (dBm)	Margin (dB)	Limit (dBm)	Result
6432.550000	-2.9	0.1	-2.8	PASS
6433.450000	-3.4	0.6	-2.8	PASS
6437.550000	-3.4	0.7	-2.8	PASS
6432.250000	-3.5	0.7	-2.8	PASS
6432.350000	-3.6	0.8	-2.8	PASS
6437.650000	-3.6	0.8	-2.8	PASS
6437.450000	-3.6	0.9	-2.8	PASS
6437.750000	-3.7	1.0	-2.8	PASS
6433.550000	-3.8	1.0	-2.8	PASS
6439.950000	-3.8	1.0	-2.8	PASS
6437.850000	-3.8	1.1	-2.8	PASS
6437.150000	-3.9	1.1	-2.8	PASS
6440.050000	-3.9	1.1	-2.8	PASS
6439.250000	-3.9	1.1	-2.8	PASS
6437.950000	-3.9	1.1	-2.8	PASS

In Band



Measurement 1

Setting	Instrument Value	Target Value
Start Frequency	6.38500 GHz	6.38500 GHz
Stop Frequency	6.48500 GHz	6.48500 GHz
Span	100.000 MHz	100.000 MHz
RBW	200.000 kHz	~ 200.000 kHz
VBW	500.000 kHz	~ 600.000 kHz
SweepPoints	1000	~ 1000
Sweeptime	1.000 ms	AUTO
Reference Level	0.000 dBm	0.000 dBm
Attenuation	10.000 dB	AUTO
Detector	RMS	RMS
SweepCount	100	100
Filter	3 dB	3 dB
Trace Mode	Average Power	Average Power
Sweeptype	Sweep	Sweep
Preamp	off	off

In-Band Emissions(1) (6475 MHz; 11ax20 (20 MHz))

Result

DUT Frequency (MHz)	Result
6475.000000	PASS

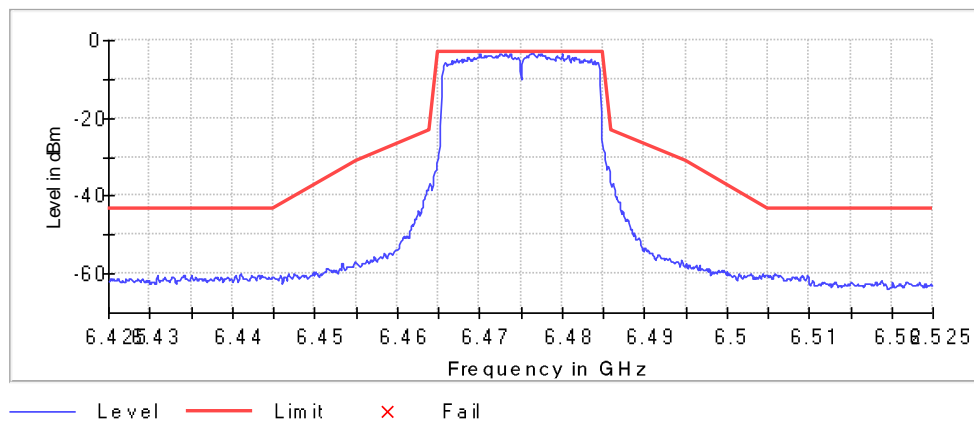
Inband Peak

Frequency (MHz)	Level (dBm)
6476.450000	-3.1

Measurements

Frequency (MHz)	Level (dBm)	Margin (dB)	Limit (dBm)	Result
6476.450000	-3.1	0.0	-3.1	PASS
6476.350000	-3.2	0.1	-3.1	PASS
6472.550000	-3.4	0.2	-3.1	PASS
6472.650000	-3.5	0.3	-3.1	PASS
6470.150000	-3.5	0.3	-3.1	PASS
6470.050000	-3.5	0.3	-3.1	PASS
6473.050000	-3.5	0.3	-3.1	PASS
6476.250000	-3.5	0.4	-3.1	PASS
6473.750000	-3.5	0.4	-3.1	PASS
6473.150000	-3.5	0.4	-3.1	PASS
6477.250000	-3.5	0.4	-3.1	PASS
6477.450000	-3.6	0.4	-3.1	PASS
6473.850000	-3.6	0.4	-3.1	PASS
6476.050000	-3.6	0.5	-3.1	PASS
6480.050000	-3.6	0.5	-3.1	PASS

In Band



Measurement 1

Setting	Instrument Value	Target Value
Start Frequency	6.42500 GHz	6.42500 GHz
Stop Frequency	6.52500 GHz	6.52500 GHz
Span	100.000 MHz	100.000 MHz
RBW	200.000 kHz	~ 200.000 kHz
VBW	500.000 kHz	~ 600.000 kHz
SweepPoints	1000	~ 1000
Sweeptime	1.000 ms	AUTO
Reference Level	0.000 dBm	0.000 dBm
Attenuation	10.000 dB	AUTO
Detector	RMS	RMS
SweepCount	100	100
Filter	3 dB	3 dB
Trace Mode	Average Power	Average Power
Sweeptype	Sweep	Sweep
Preamp	off	off

In-Band Emissions(2) (6475 MHz; 11x20 (20 MHz))

Result

DUT Frequency (MHz)	Result
6475.000000	PASS

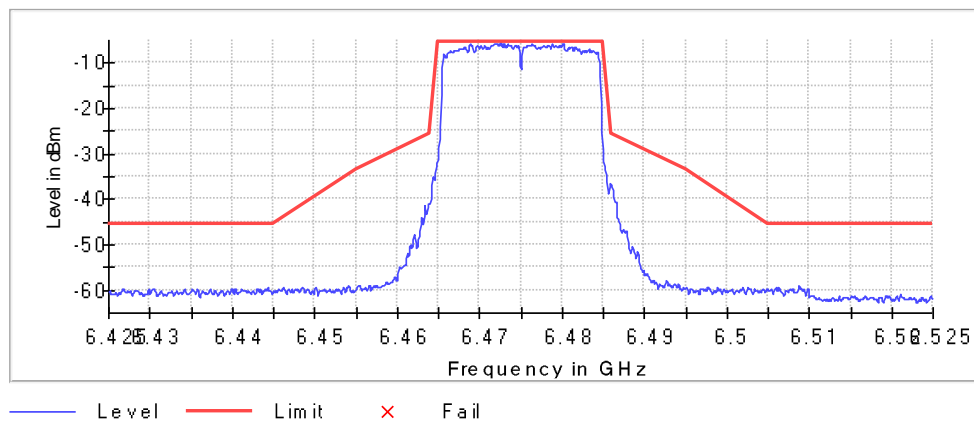
Inband Peak

Frequency (MHz)	Level (dBm)
6472.550000	-5.4

Measurements

Frequency (MHz)	Level (dBm)	Margin (dB)	Limit (dBm)	Result
6471.850000	-5.7	0.2	-5.4	PASS
6478.850000	-5.7	0.2	-5.4	PASS
6472.450000	-5.7	0.3	-5.4	PASS
6478.750000	-5.7	0.3	-5.4	PASS
6480.150000	-5.7	0.3	-5.4	PASS
6471.950000	-5.7	0.3	-5.4	PASS
6472.150000	-5.8	0.4	-5.4	PASS
6480.250000	-5.8	0.4	-5.4	PASS
6472.950000	-5.9	0.4	-5.4	PASS
6472.850000	-5.9	0.4	-5.4	PASS
6468.850000	-5.9	0.4	-5.4	PASS
6471.750000	-5.9	0.4	-5.4	PASS
6472.050000	-5.9	0.5	-5.4	PASS
6476.350000	-5.9	0.5	-5.4	PASS
6473.450000	-5.9	0.5	-5.4	PASS

In Band



Measurement 1

Setting	Instrument Value	Target Value
Start Frequency	6.42500 GHz	6.42500 GHz
Stop Frequency	6.52500 GHz	6.52500 GHz
Span	100.000 MHz	100.000 MHz
RBW	200.000 kHz	~ 200.000 kHz
VBW	500.000 kHz	~ 600.000 kHz
SweepPoints	1000	~ 1000
Sweeptime	1.000 ms	AUTO
Reference Level	0.000 dBm	0.000 dBm
Attenuation	10.000 dB	AUTO
Detector	RMS	RMS
SweepCount	100	100
Filter	3 dB	3 dB
Trace Mode	Average Power	Average Power
Sweeptype	Sweep	Sweep
Preamp	off	off

In-Band Emissions(3) (6475 MHz; 11ax20 (20 MHz))

Result

DUT Frequency (MHz)	Result
6475.000000	PASS

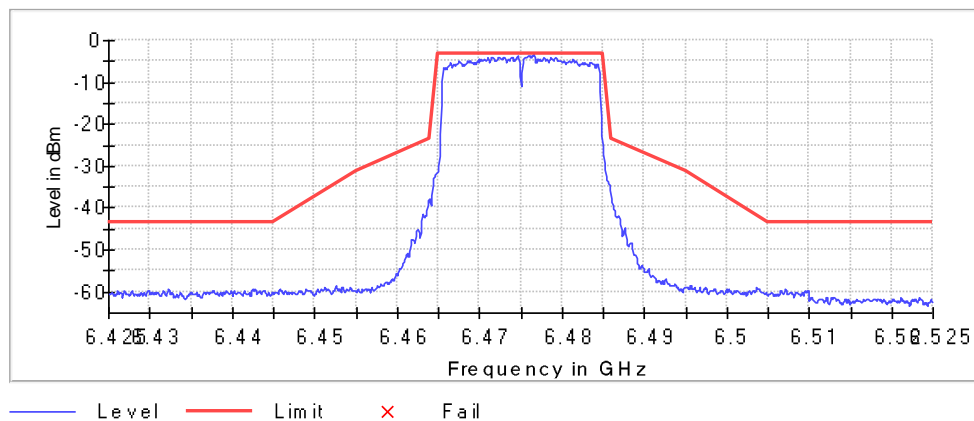
Inband Peak

Frequency (MHz)	Level (dBm)
6476.550000	-3.4

Measurements

Frequency (MHz)	Level (dBm)	Margin (dB)	Limit (dBm)	Result
6476.450000	-3.5	0.1	-3.4	PASS
6475.850000	-3.6	0.2	-3.4	PASS
6475.950000	-3.7	0.2	-3.4	PASS
6476.050000	-3.7	0.3	-3.4	PASS
6476.350000	-3.8	0.4	-3.4	PASS
6474.650000	-3.8	0.4	-3.4	PASS
6472.850000	-3.9	0.4	-3.4	PASS
6473.950000	-3.9	0.4	-3.4	PASS
6472.350000	-3.9	0.4	-3.4	PASS
6474.550000	-3.9	0.5	-3.4	PASS
6475.550000	-3.9	0.5	-3.4	PASS
6476.150000	-4.0	0.5	-3.4	PASS
6472.450000	-4.0	0.5	-3.4	PASS
6472.250000	-4.0	0.5	-3.4	PASS
6475.750000	-4.0	0.6	-3.4	PASS

In Band



Measurement 1

Setting	Instrument Value	Target Value
Start Frequency	6.42500 GHz	6.42500 GHz
Stop Frequency	6.52500 GHz	6.52500 GHz
Span	100.000 MHz	100.000 MHz
RBW	200.000 kHz	~ 200.000 kHz
VBW	500.000 kHz	~ 600.000 kHz
SweepPoints	1000	~ 1000
Sweeptime	1.000 ms	AUTO
Reference Level	0.000 dBm	0.000 dBm
Attenuation	10.000 dB	AUTO
Detector	RMS	RMS
SweepCount	100	100
Filter	3 dB	3 dB
Trace Mode	Average Power	Average Power
Sweeptype	Sweep	Sweep
Preamp	off	off

In-Band Emissions(4) (6475 MHz; 11ax20 (20 MHz))

Result

DUT Frequency (MHz)	Result
6475.000000	PASS

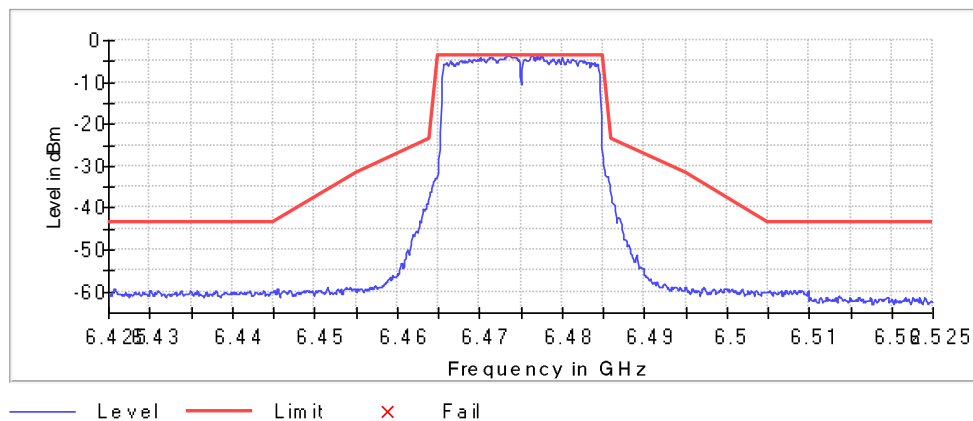
Inband Peak

Frequency (MHz)	Level (dBm)
6473.650000	-3.5

Measurements

Frequency (MHz)	Level (dBm)	Margin (dB)	Limit (dBm)	Result
6476.450000	-3.6	0.1	-3.5	PASS
6473.750000	-3.6	0.1	-3.5	PASS
6476.350000	-3.7	0.1	-3.5	PASS
6477.650000	-3.7	0.2	-3.5	PASS
6473.350000	-3.7	0.2	-3.5	PASS
6473.450000	-3.8	0.2	-3.5	PASS
6476.250000	-3.8	0.2	-3.5	PASS
6477.050000	-3.8	0.3	-3.5	PASS
6477.450000	-3.8	0.3	-3.5	PASS
6473.550000	-3.8	0.3	-3.5	PASS
6473.250000	-3.9	0.4	-3.5	PASS
6477.550000	-3.9	0.4	-3.5	PASS
6471.350000	-3.9	0.4	-3.5	PASS
6480.050000	-3.9	0.4	-3.5	PASS
6476.150000	-4.0	0.4	-3.5	PASS

In Band



Measurement 1

Setting	Instrument Value	Target Value
Start Frequency	6.42500 GHz	6.42500 GHz
Stop Frequency	6.52500 GHz	6.52500 GHz
Span	100.000 MHz	100.000 MHz
RBW	200.000 kHz	~ 200.000 kHz
VBW	500.000 kHz	~ 600.000 kHz
SweepPoints	1000	~ 1000
Sweeptime	1.000 ms	AUTO
Reference Level	0.000 dBm	0.000 dBm
Attenuation	10.000 dB	AUTO
Detector	RMS	RMS
SweepCount	100	100
Filter	3 dB	3 dB
Trace Mode	Average Power	Average Power
Sweeptype	Sweep	Sweep
Preamp	off	off

In-Band Emissions(1) (6515 MHz; 11ax20 (20 MHz))

Result

DUT Frequency (MHz)	Result
6515.000000	PASS

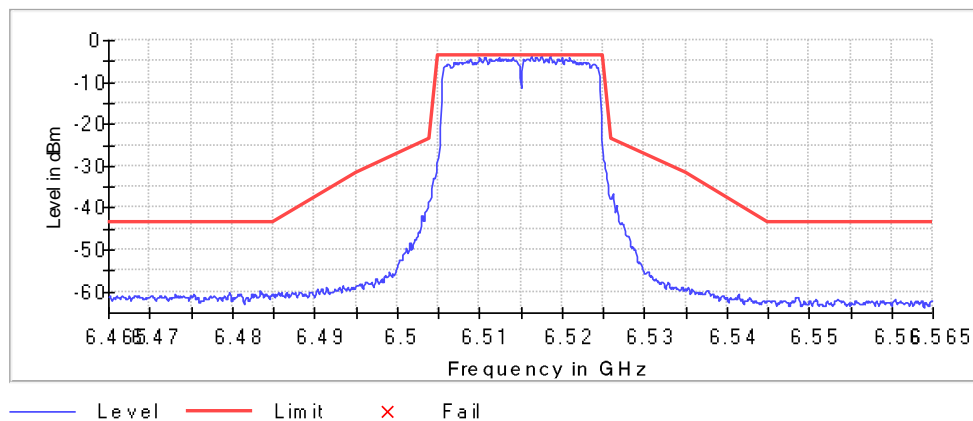
Inband Peak

Frequency (MHz)	Level (dBm)
6517.550000	-3.5

Measurements

Frequency (MHz)	Level (dBm)	Margin (dB)	Limit (dBm)	Result
6518.550000	-3.8	0.2	-3.5	PASS
6516.250000	-3.8	0.3	-3.5	PASS
6517.450000	-3.9	0.3	-3.5	PASS
6516.950000	-3.9	0.4	-3.5	PASS
6516.850000	-4.0	0.5	-3.5	PASS
6517.650000	-4.0	0.5	-3.5	PASS
6510.050000	-4.1	0.5	-3.5	PASS
6514.050000	-4.1	0.5	-3.5	PASS
6512.350000	-4.1	0.6	-3.5	PASS
6519.950000	-4.1	0.6	-3.5	PASS
6518.650000	-4.1	0.6	-3.5	PASS
6510.750000	-4.2	0.6	-3.5	PASS
6517.050000	-4.2	0.6	-3.5	PASS
6516.350000	-4.2	0.7	-3.5	PASS
6510.650000	-4.2	0.7	-3.5	PASS

In Band



Measurement 1

Setting	Instrument Value	Target Value
Start Frequency	6.46500 GHz	6.46500 GHz
Stop Frequency	6.56500 GHz	6.56500 GHz
Span	100.000 MHz	100.000 MHz
RBW	200.000 kHz	~ 200.000 kHz
VBW	500.000 kHz	~ 600.000 kHz
SweepPoints	1000	~ 1000
Sweeptime	1.000 ms	AUTO
Reference Level	0.000 dBm	0.000 dBm
Attenuation	10.000 dB	AUTO
Detector	RMS	RMS
SweepCount	100	100
Filter	3 dB	3 dB
Trace Mode	Average Power	Average Power
Sweeptype	Sweep	Sweep
Preamp	off	off

In-Band Emissions(2) (6515 MHz; 11ax20 (20 MHz))

Result

DUT Frequency (MHz)	Result
6515.000000	PASS

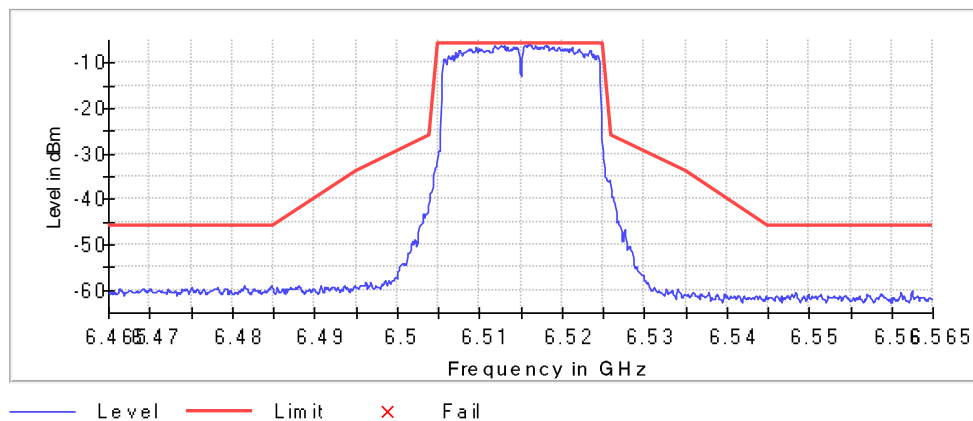
Inband Peak

Frequency (MHz)	Level (dBm)
6516.050000	-5.8

Measurements

Frequency (MHz)	Level (dBm)	Margin (dB)	Limit (dBm)	Result
6516.050000	-5.8	0.0	-5.8	PASS
6515.950000	-5.9	0.0	-5.8	PASS
6512.650000	-6.0	0.1	-5.8	PASS
6516.150000	-6.0	0.2	-5.8	PASS
6512.550000	-6.1	0.3	-5.8	PASS
6517.950000	-6.1	0.3	-5.8	PASS
6515.650000	-6.1	0.3	-5.8	PASS
6518.250000	-6.1	0.3	-5.8	PASS
6518.050000	-6.2	0.3	-5.8	PASS
6516.250000	-6.2	0.3	-5.8	PASS
6515.450000	-6.2	0.4	-5.8	PASS
6516.850000	-6.2	0.4	-5.8	PASS
6515.550000	-6.2	0.4	-5.8	PASS
6515.850000	-6.3	0.5	-5.8	PASS
6512.950000	-6.3	0.5	-5.8	PASS

In Band



Measurement 1

Setting	Instrument Value	Target Value
Start Frequency	6.46500 GHz	6.46500 GHz
Stop Frequency	6.56500 GHz	6.56500 GHz
Span	100.000 MHz	100.000 MHz
RBW	200.000 kHz	~ 200.000 kHz
VBW	500.000 kHz	~ 600.000 kHz
SweepPoints	1000	~ 1000
Sweeptime	1.000 ms	AUTO
Reference Level	0.000 dBm	0.000 dBm
Attenuation	10.000 dB	AUTO
Detector	RMS	RMS
SweepCount	100	100
Filter	3 dB	3 dB
Trace Mode	Average Power	Average Power
Sweeptype	Sweep	Sweep
Preamp	off	off

In-Band Emissions(3) (6515 MHz; 11ax20 (20 MHz))

Result

DUT Frequency (MHz)	Result
6515.000000	PASS

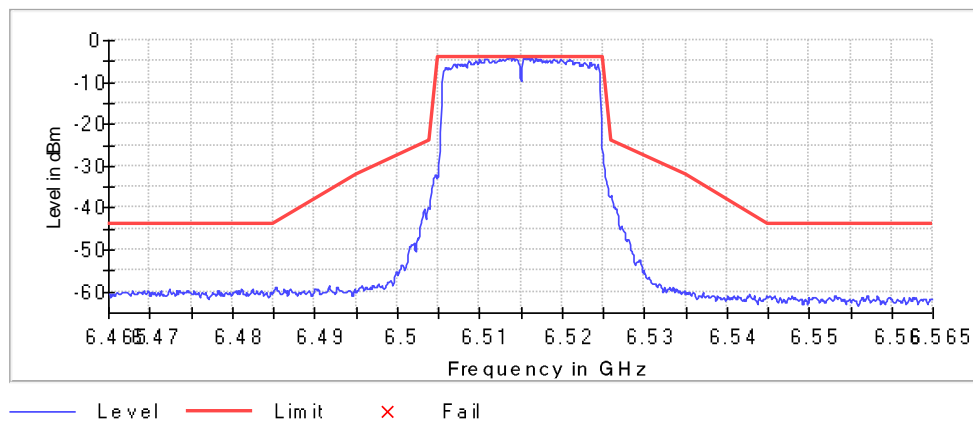
Inband Peak

Frequency (MHz)	Level (dBm)
6515.650000	-3.9

Measurements

Frequency (MHz)	Level (dBm)	Margin (dB)	Limit (dBm)	Result
6515.650000	-3.9	0.0	-3.9	PASS
6514.150000	-4.0	0.1	-3.9	PASS
6513.750000	-4.1	0.1	-3.9	PASS
6515.550000	-4.1	0.1	-3.9	PASS
6513.650000	-4.1	0.1	-3.9	PASS
6516.350000	-4.1	0.2	-3.9	PASS
6516.750000	-4.2	0.2	-3.9	PASS
6515.950000	-4.2	0.2	-3.9	PASS
6516.850000	-4.2	0.3	-3.9	PASS
6514.050000	-4.2	0.3	-3.9	PASS
6516.250000	-4.2	0.3	-3.9	PASS
6513.450000	-4.2	0.3	-3.9	PASS
6515.350000	-4.3	0.3	-3.9	PASS
6512.750000	-4.3	0.3	-3.9	PASS
6513.550000	-4.3	0.3	-3.9	PASS

In Band



Measurement 1

Setting	Instrument Value	Target Value
Start Frequency	6.46500 GHz	6.46500 GHz
Stop Frequency	6.56500 GHz	6.56500 GHz
Span	100.000 MHz	100.000 MHz
RBW	200.000 kHz	~ 200.000 kHz
VBW	500.000 kHz	~ 600.000 kHz
SweepPoints	1000	~ 1000
Sweeptime	1.000 ms	AUTO
Reference Level	0.000 dBm	0.000 dBm
Attenuation	10.000 dB	AUTO
Detector	RMS	RMS
SweepCount	100	100
Filter	3 dB	3 dB
Trace Mode	Average Power	Average Power
Sweeptype	Sweep	Sweep
Preamp	off	off

In-Band Emissions(4) (6515 MHz; 11ax20 (20 MHz))

Result

DUT Frequency (MHz)	Result
6515.000000	PASS

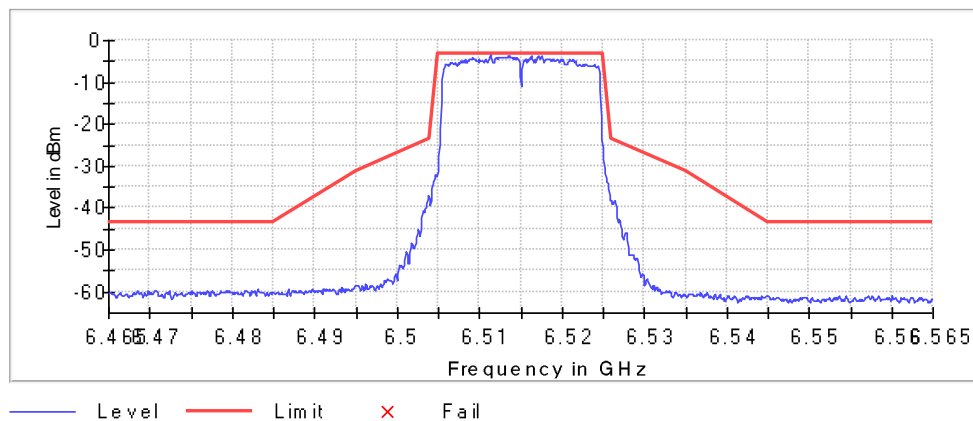
Inband Peak

Frequency (MHz)	Level (dBm)
6511.350000	-3.4

Measurements

Frequency (MHz)	Level (dBm)	Margin (dB)	Limit (dBm)	Result
6513.550000	-3.6	0.2	-3.4	PASS
6517.550000	-3.7	0.2	-3.4	PASS
6513.650000	-3.7	0.3	-3.4	PASS
6517.150000	-3.7	0.3	-3.4	PASS
6516.250000	-3.9	0.4	-3.4	PASS
6516.150000	-3.9	0.4	-3.4	PASS
6513.150000	-3.9	0.4	-3.4	PASS
6512.550000	-3.9	0.4	-3.4	PASS
6512.850000	-3.9	0.5	-3.4	PASS
6512.750000	-3.9	0.5	-3.4	PASS
6513.950000	-3.9	0.5	-3.4	PASS
6511.950000	-3.9	0.5	-3.4	PASS
6512.650000	-3.9	0.5	-3.4	PASS
6513.250000	-4.0	0.5	-3.4	PASS
6513.350000	-4.0	0.5	-3.4	PASS

In Band



Measurement 1

Setting	Instrument Value	Target Value
Start Frequency	6.46500 GHz	6.46500 GHz
Stop Frequency	6.56500 GHz	6.56500 GHz
Span	100.000 MHz	100.000 MHz
RBW	200.000 kHz	~ 200.000 kHz
VBW	500.000 kHz	~ 600.000 kHz
SweepPoints	1000	~ 1000
Sweeptime	1.000 ms	AUTO
Reference Level	0.000 dBm	0.000 dBm
Attenuation	10.000 dB	AUTO
Detector	RMS	RMS
SweepCount	100	100
Filter	3 dB	3 dB
Trace Mode	Average Power	Average Power
Sweeptype	Sweep	Sweep
Preamp	off	off

In-Band Emissions(1) (6535 MHz; 11ax20 (20 MHz))

Result

DUT Frequency (MHz)	Result
6535.000000	PASS

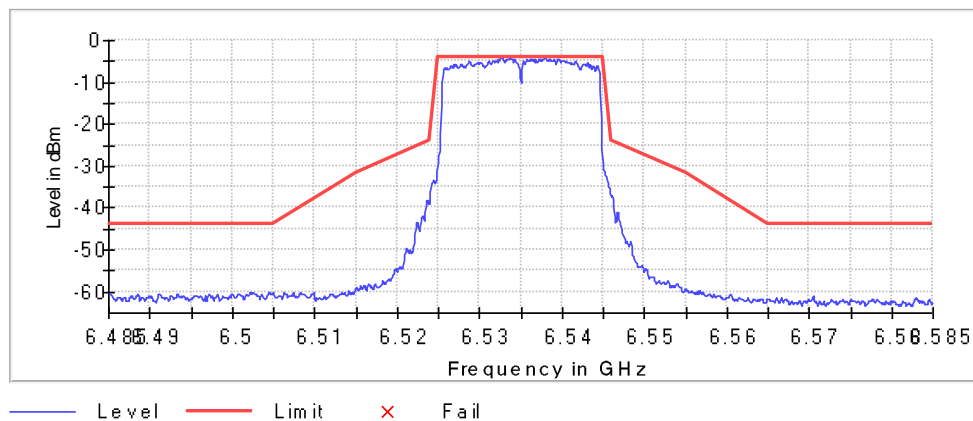
Inband Peak

Frequency (MHz)	Level (dBm)
6532.550000	-3.9

Measurements

Frequency (MHz)	Level (dBm)	Margin (dB)	Limit (dBm)	Result
6532.650000	-4.0	0.2	-3.9	PASS
6538.050000	-4.1	0.3	-3.9	PASS
6533.750000	-4.2	0.3	-3.9	PASS
6532.750000	-4.2	0.3	-3.9	PASS
6537.950000	-4.3	0.4	-3.9	PASS
6536.850000	-4.3	0.4	-3.9	PASS
6537.750000	-4.3	0.4	-3.9	PASS
6536.250000	-4.3	0.4	-3.9	PASS
6533.650000	-4.3	0.4	-3.9	PASS
6533.850000	-4.3	0.5	-3.9	PASS
6536.750000	-4.3	0.5	-3.9	PASS
6537.250000	-4.3	0.5	-3.9	PASS
6533.950000	-4.3	0.5	-3.9	PASS
6533.550000	-4.3	0.5	-3.9	PASS
6538.550000	-4.3	0.5	-3.9	PASS

In Band



Measurement 1

Setting	Instrument Value	Target Value
Start Frequency	6.48500 GHz	6.48500 GHz
Stop Frequency	6.58500 GHz	6.58500 GHz
Span	100.000 MHz	100.000 MHz
RBW	200.000 kHz	~ 200.000 kHz
VBW	500.000 kHz	~ 600.000 kHz
SweepPoints	1000	~ 1000
Sweeptime	1.000 ms	AUTO
Reference Level	0.000 dBm	0.000 dBm
Attenuation	10.000 dB	AUTO
Detector	RMS	RMS
SweepCount	100	100
Filter	3 dB	3 dB
Trace Mode	Average Power	Average Power
Sweeptype	Sweep	Sweep
Preamp	off	off

In-Band Emissions(2) (6535 MHz; 11ax20 (20 MHz))

Result

DUT Frequency (MHz)	Result
6535.000000	PASS

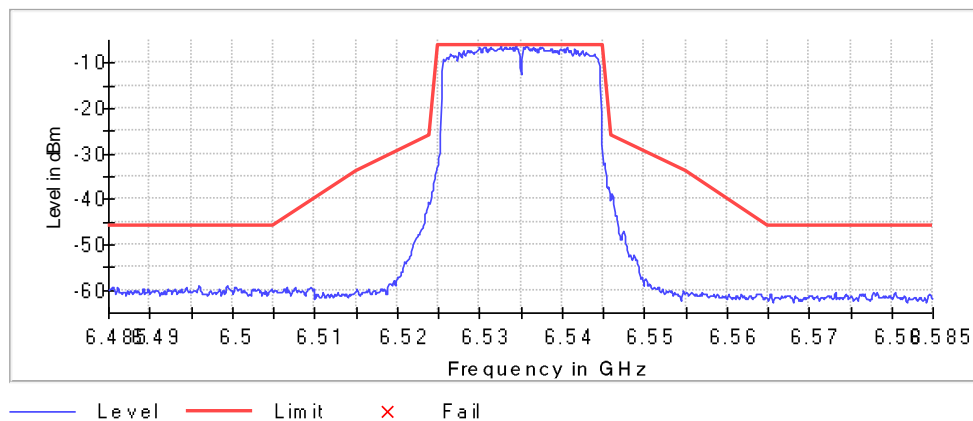
Inband Peak

Frequency (MHz)	Level (dBm)
6532.550000	-6.1

Measurements

Frequency (MHz)	Level (dBm)	Margin (dB)	Limit (dBm)	Result
6532.550000	-6.1	0.0	-6.1	PASS
6534.450000	-6.3	0.2	-6.1	PASS
6535.650000	-6.3	0.2	-6.1	PASS
6529.950000	-6.3	0.3	-6.1	PASS
6534.350000	-6.4	0.3	-6.1	PASS
6535.550000	-6.4	0.4	-6.1	PASS
6535.750000	-6.5	0.4	-6.1	PASS
6530.050000	-6.5	0.4	-6.1	PASS
6533.050000	-6.5	0.4	-6.1	PASS
6535.850000	-6.5	0.4	-6.1	PASS
6537.550000	-6.5	0.5	-6.1	PASS
6533.150000	-6.5	0.5	-6.1	PASS
6530.550000	-6.5	0.5	-6.1	PASS
6537.650000	-6.6	0.5	-6.1	PASS
6535.350000	-6.6	0.5	-6.1	PASS

In Band



Measurement 1

Setting	Instrument Value	Target Value
Start Frequency	6.48500 GHz	6.48500 GHz
Stop Frequency	6.58500 GHz	6.58500 GHz
Span	100.000 MHz	100.000 MHz
RBW	200.000 kHz	~ 200.000 kHz
VBW	500.000 kHz	~ 600.000 kHz
SweepPoints	1000	~ 1000
Sweeptime	1.000 ms	AUTO
Reference Level	0.000 dBm	0.000 dBm
Attenuation	10.000 dB	AUTO
Detector	RMS	RMS
SweepCount	100	100
Filter	3 dB	3 dB
Trace Mode	Average Power	Average Power
Sweeptype	Sweep	Sweep
Preamp	off	off

In-Band Emissions(3) (6535 MHz; 11ax20 (20 MHz))

Result

DUT Frequency (MHz)	Result
6535.000000	PASS

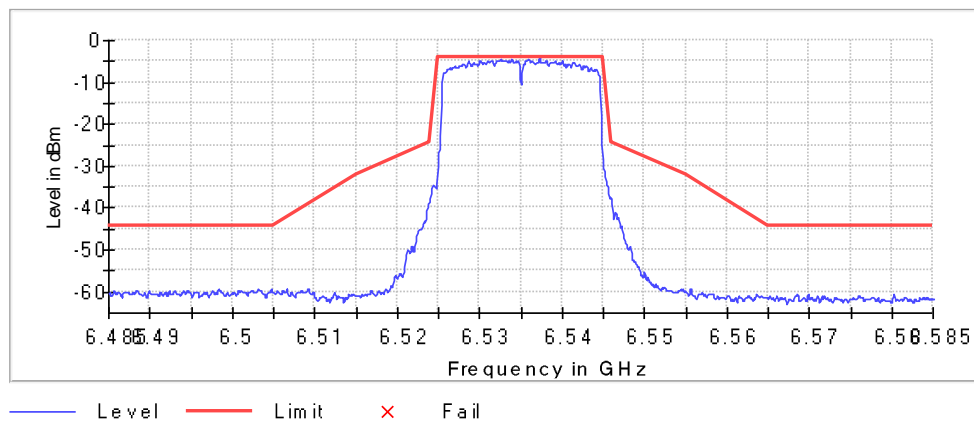
Inband Peak

Frequency (MHz)	Level (dBm)
6537.350000	-4.3

Measurements

Frequency (MHz)	Level (dBm)	Margin (dB)	Limit (dBm)	Result
6533.950000	-4.5	0.3	-4.3	PASS
6535.950000	-4.6	0.3	-4.3	PASS
6537.250000	-4.6	0.4	-4.3	PASS
6532.550000	-4.7	0.4	-4.3	PASS
6535.850000	-4.7	0.4	-4.3	PASS
6535.650000	-4.7	0.5	-4.3	PASS
6532.750000	-4.7	0.5	-4.3	PASS
6532.850000	-4.7	0.5	-4.3	PASS
6536.250000	-4.8	0.5	-4.3	PASS
6532.450000	-4.8	0.5	-4.3	PASS
6532.650000	-4.8	0.5	-4.3	PASS
6536.350000	-4.8	0.6	-4.3	PASS
6532.250000	-4.8	0.6	-4.3	PASS
6533.050000	-4.8	0.6	-4.3	PASS
6533.150000	-4.8	0.6	-4.3	PASS

In Band



Measurement 1

Setting	Instrument Value	Target Value
Start Frequency	6.48500 GHz	6.48500 GHz
Stop Frequency	6.58500 GHz	6.58500 GHz
Span	100.000 MHz	100.000 MHz
RBW	200.000 kHz	~ 200.000 kHz
VBW	500.000 kHz	~ 600.000 kHz
SweepPoints	1000	~ 1000
Sweeptime	1.000 ms	AUTO
Reference Level	0.000 dBm	0.000 dBm
Attenuation	10.000 dB	AUTO
Detector	RMS	RMS
SweepCount	100	100
Filter	3 dB	3 dB
Trace Mode	Average Power	Average Power
Sweeptype	Sweep	Sweep
Preamp	off	off

In-Band Emissions(4) (6535 MHz; 11ax20 (20 MHz))

Result

DUT Frequency (MHz)	Result
6535.000000	PASS

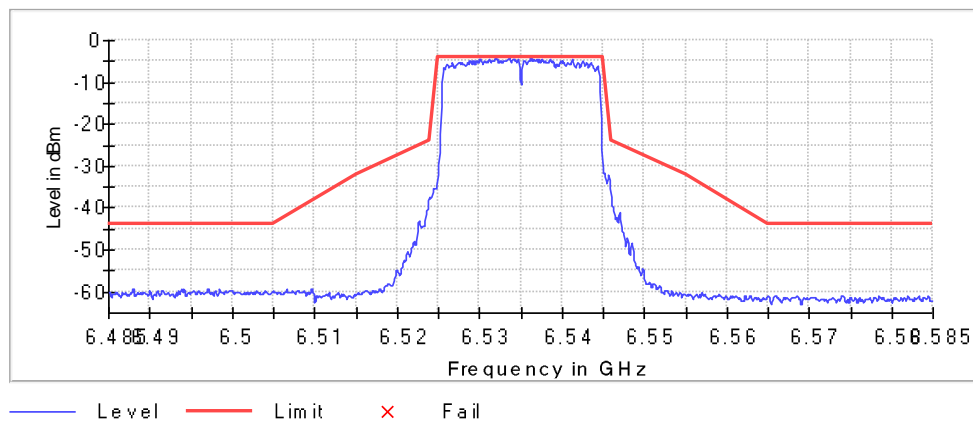
Inband Peak

Frequency (MHz)	Level (dBm)
6536.250000	-4.0

Measurements

Frequency (MHz)	Level (dBm)	Margin (dB)	Limit (dBm)	Result
6536.250000	-4.0	0.0	-4.0	PASS
6533.650000	-4.0	0.0	-4.0	PASS
6531.950000	-4.1	0.1	-4.0	PASS
6536.150000	-4.2	0.2	-4.0	PASS
6534.650000	-4.3	0.3	-4.0	PASS
6534.250000	-4.4	0.3	-4.0	PASS
6532.050000	-4.4	0.4	-4.0	PASS
6531.850000	-4.4	0.4	-4.0	PASS
6533.550000	-4.4	0.4	-4.0	PASS
6541.250000	-4.4	0.4	-4.0	PASS
6534.050000	-4.5	0.4	-4.0	PASS
6531.250000	-4.5	0.5	-4.0	PASS
6538.550000	-4.5	0.5	-4.0	PASS
6530.050000	-4.5	0.5	-4.0	PASS
6536.550000	-4.5	0.5	-4.0	PASS

In Band



Measurement 1

Setting	Instrument Value	Target Value
Start Frequency	6.48500 GHz	6.48500 GHz
Stop Frequency	6.58500 GHz	6.58500 GHz
Span	100.000 MHz	100.000 MHz
RBW	200.000 kHz	~ 200.000 kHz
VBW	500.000 kHz	~ 600.000 kHz
SweepPoints	1000	~ 1000
Sweeptime	1.000 ms	AUTO
Reference Level	0.000 dBm	0.000 dBm
Attenuation	10.000 dB	AUTO
Detector	RMS	RMS
SweepCount	100	100
Filter	3 dB	3 dB
Trace Mode	Average Power	Average Power
Sweeptype	Sweep	Sweep
Preamp	off	off

In-Band Emissions(1) (6695 MHz; 11ax20 (20 MHz))

Result

DUT Frequency (MHz)	Result
6695.000000	PASS

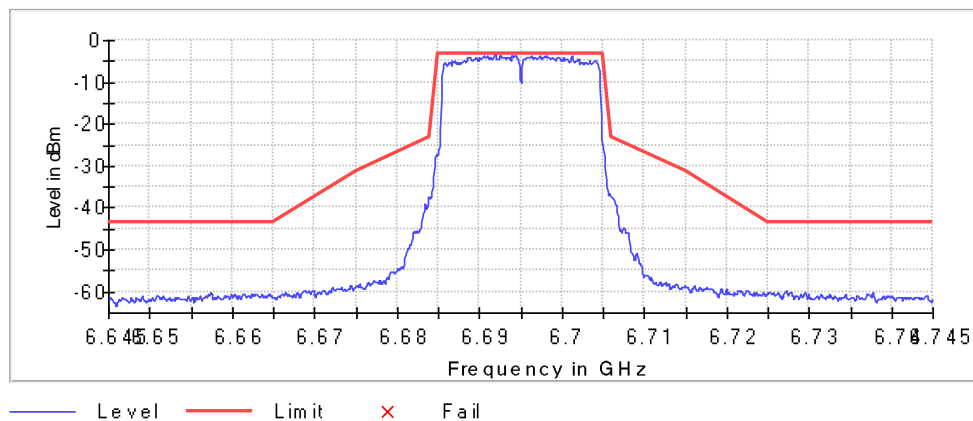
Inband Peak

Frequency (MHz)	Level (dBm)
6691.850000	-3.3

Measurements

Frequency (MHz)	Level (dBm)	Margin (dB)	Limit (dBm)	Result
6691.950000	-3.4	0.1	-3.3	PASS
6692.550000	-3.5	0.2	-3.3	PASS
6697.350000	-3.5	0.2	-3.3	PASS
6694.050000	-3.5	0.2	-3.3	PASS
6694.450000	-3.6	0.3	-3.3	PASS
6691.750000	-3.6	0.3	-3.3	PASS
6694.350000	-3.7	0.3	-3.3	PASS
6690.550000	-3.7	0.4	-3.3	PASS
6690.950000	-3.8	0.4	-3.3	PASS
6696.250000	-3.8	0.5	-3.3	PASS
6694.250000	-3.8	0.5	-3.3	PASS
6697.950000	-3.8	0.5	-3.3	PASS
6692.450000	-3.8	0.5	-3.3	PASS
6693.950000	-3.8	0.5	-3.3	PASS
6701.250000	-3.8	0.5	-3.3	PASS

In Band



Measurement 1

Setting	Instrument Value	Target Value
Start Frequency	6.64500 GHz	6.64500 GHz
Stop Frequency	6.74500 GHz	6.74500 GHz
Span	100.000 MHz	100.000 MHz
RBW	200.000 kHz	~ 200.000 kHz
VBW	500.000 kHz	~ 600.000 kHz
SweepPoints	1000	~ 1000
Sweeptime	1.000 ms	AUTO
Reference Level	0.000 dBm	0.000 dBm
Attenuation	10.000 dB	AUTO
Detector	RMS	RMS
SweepCount	100	100
Filter	3 dB	3 dB
Trace Mode	Average Power	Average Power
Sweeptype	Sweep	Sweep
Preamp	off	off

In-Band Emissions(2) (6695 MHz; 11x20 (20 MHz))

Result

DUT Frequency (MHz)	Result
6695.000000	PASS

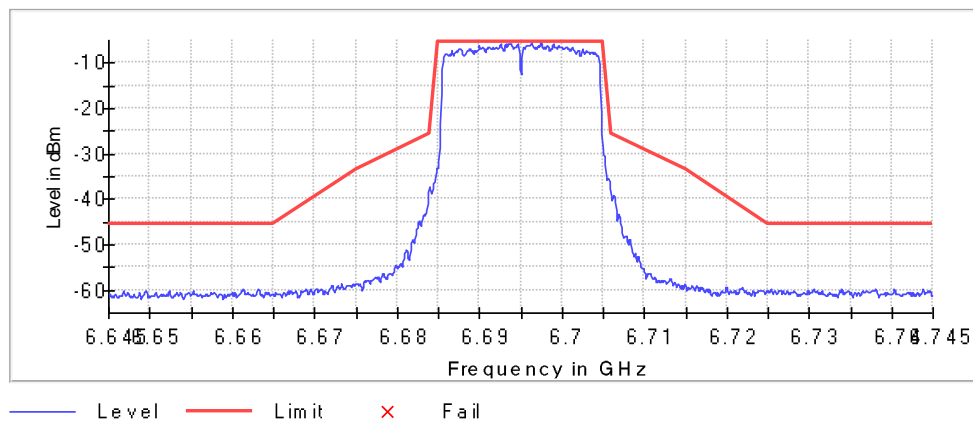
Inband Peak

Frequency (MHz)	Level (dBm)
6697.450000	-5.5

Measurements

Frequency (MHz)	Level (dBm)	Margin (dB)	Limit (dBm)	Result
6696.250000	-5.5	0.0	-5.5	PASS
6693.650000	-5.6	0.1	-5.5	PASS
6693.150000	-5.6	0.1	-5.5	PASS
6693.750000	-5.6	0.1	-5.5	PASS
6693.550000	-5.7	0.2	-5.5	PASS
6697.550000	-5.7	0.2	-5.5	PASS
6696.350000	-5.7	0.2	-5.5	PASS
6692.550000	-5.7	0.2	-5.5	PASS
6694.650000	-5.8	0.3	-5.5	PASS
6693.850000	-5.8	0.3	-5.5	PASS
6698.950000	-5.9	0.4	-5.5	PASS
6695.850000	-6.0	0.5	-5.5	PASS
6695.750000	-6.0	0.5	-5.5	PASS
6698.150000	-6.0	0.5	-5.5	PASS
6692.450000	-6.0	0.5	-5.5	PASS

In Band



Measurement 1

Setting	Instrument Value	Target Value
Start Frequency	6.64500 GHz	6.64500 GHz
Stop Frequency	6.74500 GHz	6.74500 GHz
Span	100.000 MHz	100.000 MHz
RBW	200.000 kHz	~ 200.000 kHz
VBW	500.000 kHz	~ 600.000 kHz
SweepPoints	1000	~ 1000
Sweeptime	1.000 ms	AUTO
Reference Level	0.000 dBm	0.000 dBm
Attenuation	10.000 dB	AUTO
Detector	RMS	RMS
SweepCount	100	100
Filter	3 dB	3 dB
Trace Mode	Average Power	Average Power
Sweeptype	Sweep	Sweep
Preamp	off	off

In-Band Emissions(3) (6695 MHz; 11ax20 (20 MHz))

Result

DUT Frequency (MHz)	Result
6695.000000	PASS

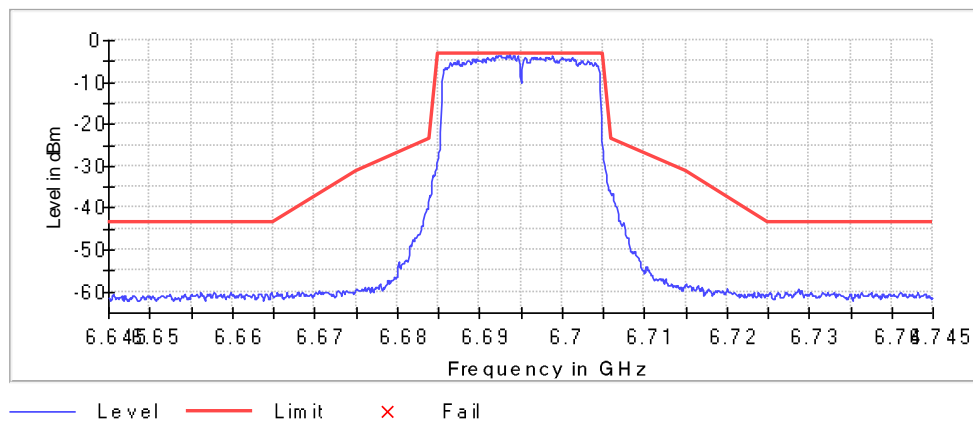
Inband Peak

Frequency (MHz)	Level (dBm)
6693.750000	-3.4

Measurements

Frequency (MHz)	Level (dBm)	Margin (dB)	Limit (dBm)	Result
6693.750000	-3.4	0.0	-3.4	PASS
6693.450000	-3.6	0.2	-3.4	PASS
6692.550000	-3.6	0.2	-3.4	PASS
6693.350000	-3.7	0.2	-3.4	PASS
6692.350000	-3.7	0.3	-3.4	PASS
6692.450000	-3.7	0.3	-3.4	PASS
6692.250000	-3.7	0.3	-3.4	PASS
6698.850000	-3.7	0.3	-3.4	PASS
6694.250000	-3.8	0.3	-3.4	PASS
6694.150000	-3.8	0.4	-3.4	PASS
6694.650000	-3.8	0.4	-3.4	PASS
6691.950000	-3.9	0.4	-3.4	PASS
6692.950000	-3.9	0.4	-3.4	PASS
6692.150000	-3.9	0.5	-3.4	PASS
6692.850000	-3.9	0.5	-3.4	PASS

In Band



Measurement 1

Setting	Instrument Value	Target Value
Start Frequency	6.64500 GHz	6.64500 GHz
Stop Frequency	6.74500 GHz	6.74500 GHz
Span	100.000 MHz	100.000 MHz
RBW	200.000 kHz	~ 200.000 kHz
VBW	500.000 kHz	~ 600.000 kHz
SweepPoints	1000	~ 1000
Sweeptime	1.000 ms	AUTO
Reference Level	0.000 dBm	0.000 dBm
Attenuation	10.000 dB	AUTO
Detector	RMS	RMS
SweepCount	100	100
Filter	3 dB	3 dB
Trace Mode	Average Power	Average Power
Sweeptype	Sweep	Sweep
Preamp	off	off

In-Band Emissions(4) (6695 MHz; 11ax20 (20 MHz))

Result

DUT Frequency (MHz)	Result
6695.000000	PASS

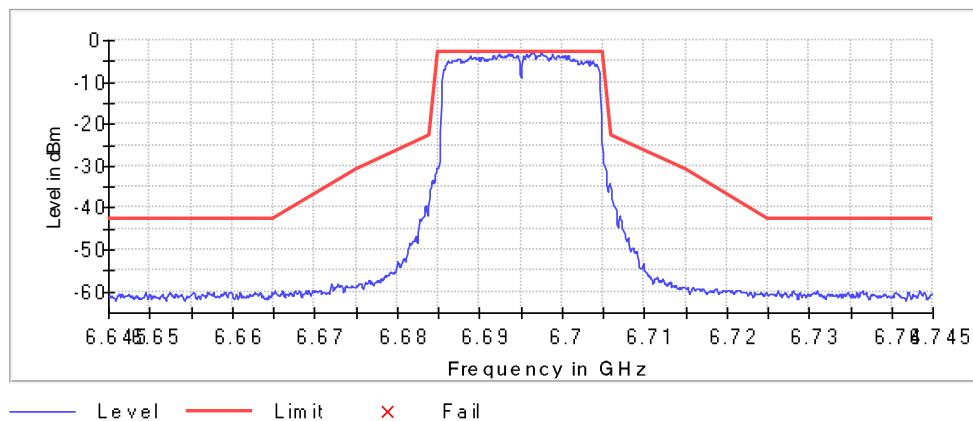
Inband Peak

Frequency (MHz)	Level (dBm)
6696.450000	-2.7

Measurements

Frequency (MHz)	Level (dBm)	Margin (dB)	Limit (dBm)	Result
6696.450000	-2.7	0.0	-2.7	PASS
6696.350000	-2.9	0.2	-2.7	PASS
6696.550000	-3.0	0.3	-2.7	PASS
6697.550000	-3.0	0.3	-2.7	PASS
6696.250000	-3.0	0.4	-2.7	PASS
6696.150000	-3.1	0.4	-2.7	PASS
6697.650000	-3.1	0.5	-2.7	PASS
6693.650000	-3.2	0.5	-2.7	PASS
6693.550000	-3.2	0.6	-2.7	PASS
6695.650000	-3.3	0.6	-2.7	PASS
6697.450000	-3.4	0.7	-2.7	PASS
6692.350000	-3.4	0.7	-2.7	PASS
6693.950000	-3.4	0.7	-2.7	PASS
6698.850000	-3.4	0.8	-2.7	PASS
6694.650000	-3.5	0.8	-2.7	PASS

In Band



Measurement 1

Setting	Instrument Value	Target Value
Start Frequency	6.64500 GHz	6.64500 GHz
Stop Frequency	6.74500 GHz	6.74500 GHz
Span	100.000 MHz	100.000 MHz
RBW	200.000 kHz	~ 200.000 kHz
VBW	500.000 kHz	~ 600.000 kHz
SweepPoints	1000	~ 1000
Sweeptime	1.000 ms	AUTO
Reference Level	0.000 dBm	0.000 dBm
Attenuation	10.000 dB	AUTO
Detector	RMS	RMS
SweepCount	100	100
Filter	3 dB	3 dB
Trace Mode	Average Power	Average Power
Sweeptype	Sweep	Sweep
Preamp	off	off

In-Band Emissions(1) (6855 MHz; 11ax20 (20 MHz))

Result

DUT Frequency (MHz)	Result
6855.000000	PASS

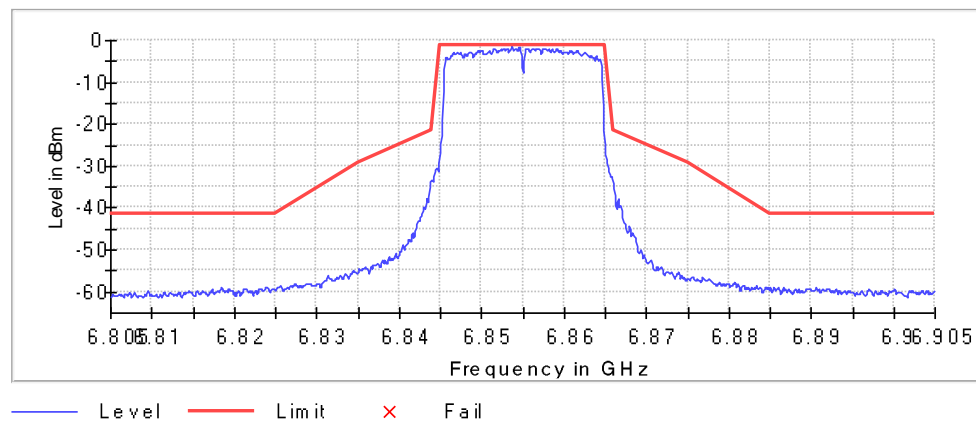
Inband Peak

Frequency (MHz)	Level (dBm)
6853.750000	-1.3

Measurements

Frequency (MHz)	Level (dBm)	Margin (dB)	Limit (dBm)	Result
6853.750000	-1.3	0.0	-1.3	PASS
6853.650000	-1.6	0.3	-1.3	PASS
6854.650000	-1.8	0.5	-1.3	PASS
6854.550000	-1.8	0.5	-1.3	PASS
6851.450000	-1.8	0.5	-1.3	PASS
6857.850000	-1.9	0.5	-1.3	PASS
6855.450000	-1.9	0.5	-1.3	PASS
6855.350000	-1.9	0.6	-1.3	PASS
6851.550000	-1.9	0.6	-1.3	PASS
6857.550000	-1.9	0.6	-1.3	PASS
6852.650000	-1.9	0.6	-1.3	PASS
6856.650000	-1.9	0.6	-1.3	PASS
6856.250000	-1.9	0.6	-1.3	PASS
6856.750000	-1.9	0.6	-1.3	PASS
6856.050000	-2.0	0.6	-1.3	PASS

In Band



Measurement 1

Setting	Instrument Value	Target Value
Start Frequency	6.80500 GHz	6.80500 GHz
Stop Frequency	6.90500 GHz	6.90500 GHz
Span	100.000 MHz	100.000 MHz
RBW	200.000 kHz	~ 200.000 kHz
VBW	500.000 kHz	~ 600.000 kHz
SweepPoints	1000	~ 1000
Sweeptime	1.000 ms	AUTO
Reference Level	0.000 dBm	0.000 dBm
Attenuation	10.000 dB	AUTO
Detector	RMS	RMS
SweepCount	100	100
Filter	3 dB	3 dB
Trace Mode	Average Power	Average Power
Sweeptype	Sweep	Sweep
Preamp	off	off

In-Band Emissions(2) (6855 MHz; 11x20 (20 MHz))

Result

DUT Frequency (MHz)	Result
6855.000000	PASS

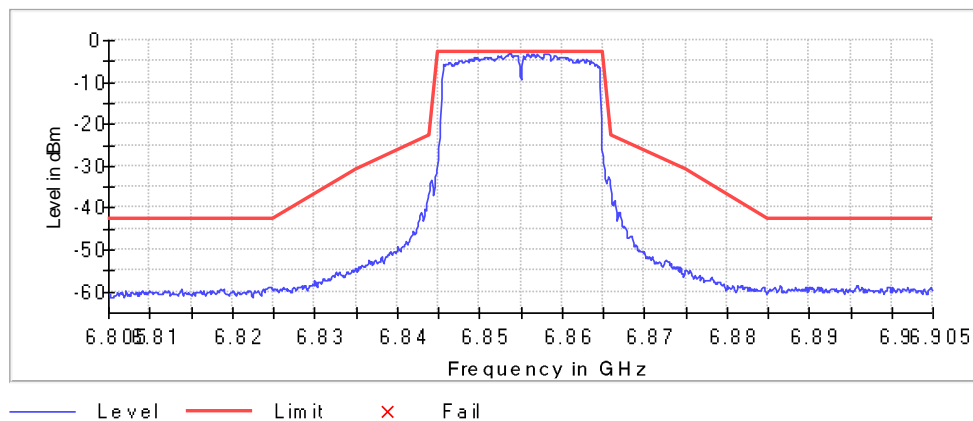
Inband Peak

Frequency (MHz)	Level (dBm)
6853.750000	-2.8

Measurements

Frequency (MHz)	Level (dBm)	Margin (dB)	Limit (dBm)	Result
6853.750000	-2.8	0.0	-2.8	PASS
6853.850000	-3.1	0.4	-2.8	PASS
6858.450000	-3.1	0.4	-2.8	PASS
6858.350000	-3.1	0.4	-2.8	PASS
6858.250000	-3.2	0.4	-2.8	PASS
6858.050000	-3.3	0.5	-2.8	PASS
6855.750000	-3.3	0.5	-2.8	PASS
6857.950000	-3.3	0.5	-2.8	PASS
6857.050000	-3.3	0.5	-2.8	PASS
6857.850000	-3.3	0.6	-2.8	PASS
6853.650000	-3.4	0.6	-2.8	PASS
6856.550000	-3.4	0.7	-2.8	PASS
6856.350000	-3.4	0.7	-2.8	PASS
6855.850000	-3.4	0.7	-2.8	PASS
6858.150000	-3.4	0.7	-2.8	PASS

In Band



Measurement 1

Setting	Instrument Value	Target Value
Start Frequency	6.80500 GHz	6.80500 GHz
Stop Frequency	6.90500 GHz	6.90500 GHz
Span	100.000 MHz	100.000 MHz
RBW	200.000 kHz	~ 200.000 kHz
VBW	500.000 kHz	~ 600.000 kHz
SweepPoints	1000	~ 1000
Sweeptime	1.000 ms	AUTO
Reference Level	0.000 dBm	0.000 dBm
Attenuation	10.000 dB	AUTO
Detector	RMS	RMS
SweepCount	100	100
Filter	3 dB	3 dB
Trace Mode	Average Power	Average Power
Sweeptype	Sweep	Sweep
Preamp	off	off

In-Band Emissions(3) (6855 MHz; 11ax20 (20 MHz))

Result

DUT Frequency (MHz)	Result
6855.000000	PASS

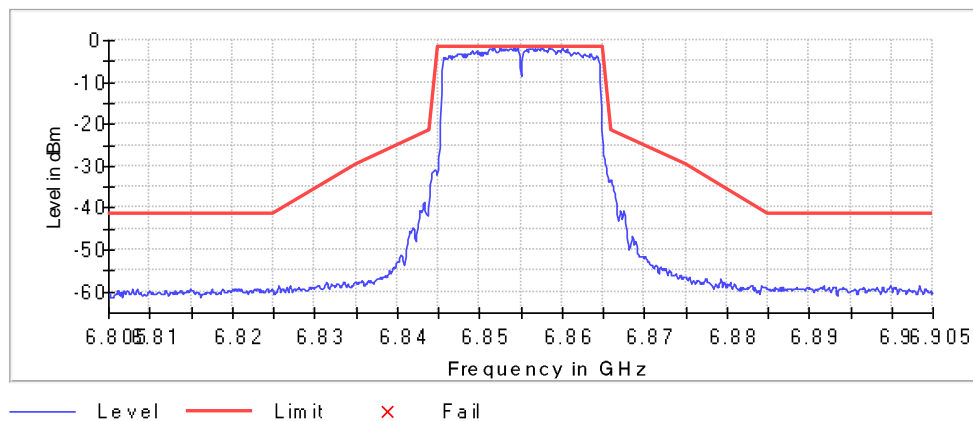
Inband Peak

Frequency (MHz)	Level (dBm)
6857.550000	-1.5

Measurements

Frequency (MHz)	Level (dBm)	Margin (dB)	Limit (dBm)	Result
6851.750000	-1.6	0.1	-1.5	PASS
6860.050000	-1.6	0.1	-1.5	PASS
6854.650000	-1.7	0.2	-1.5	PASS
6854.250000	-1.7	0.2	-1.5	PASS
6851.650000	-1.8	0.3	-1.5	PASS
6858.450000	-1.8	0.3	-1.5	PASS
6852.450000	-1.8	0.3	-1.5	PASS
6851.350000	-1.9	0.4	-1.5	PASS
6852.550000	-1.9	0.4	-1.5	PASS
6856.450000	-1.9	0.4	-1.5	PASS
6856.350000	-1.9	0.4	-1.5	PASS
6851.250000	-1.9	0.4	-1.5	PASS
6858.750000	-1.9	0.4	-1.5	PASS
6853.650000	-1.9	0.4	-1.5	PASS
6857.450000	-1.9	0.4	-1.5	PASS

In Band



Measurement 1

Setting	Instrument Value	Target Value
Start Frequency	6.80500 GHz	6.80500 GHz
Stop Frequency	6.90500 GHz	6.90500 GHz
Span	100.000 MHz	100.000 MHz
RBW	200.000 kHz	~ 200.000 kHz
VBW	500.000 kHz	~ 600.000 kHz
SweepPoints	1000	~ 1000
Sweeptime	1.000 ms	AUTO
Reference Level	0.000 dBm	0.000 dBm
Attenuation	10.000 dB	AUTO
Detector	RMS	RMS
SweepCount	100	100
Filter	3 dB	3 dB
Trace Mode	Average Power	Average Power
Sweeptype	Sweep	Sweep
Preamp	off	off

In-Band Emissions(4) (6855 MHz; 11ax20 (20 MHz))

Result

DUT Frequency (MHz)	Result
6855.000000	PASS

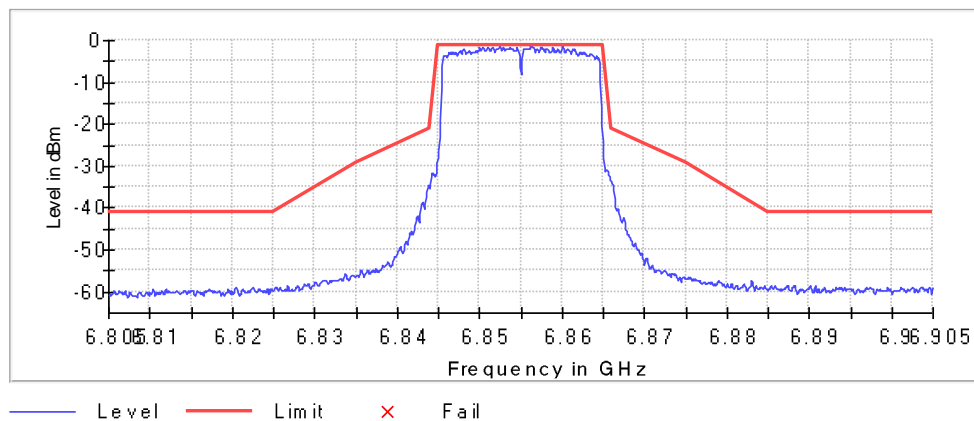
Inband Peak

Frequency (MHz)	Level (dBm)
6860.050000	-1.1

Measurements

Frequency (MHz)	Level (dBm)	Margin (dB)	Limit (dBm)	Result
6860.050000	-1.1	0.0	-1.1	PASS
6856.150000	-1.1	0.1	-1.1	PASS
6856.250000	-1.2	0.1	-1.1	PASS
6852.450000	-1.4	0.3	-1.1	PASS
6850.450000	-1.5	0.5	-1.1	PASS
6858.850000	-1.6	0.5	-1.1	PASS
6860.150000	-1.6	0.5	-1.1	PASS
6857.450000	-1.6	0.5	-1.1	PASS
6850.350000	-1.6	0.5	-1.1	PASS
6859.950000	-1.6	0.5	-1.1	PASS
6853.750000	-1.7	0.6	-1.1	PASS
6857.550000	-1.7	0.6	-1.1	PASS
6851.050000	-1.7	0.6	-1.1	PASS
6852.850000	-1.7	0.7	-1.1	PASS
6851.550000	-1.7	0.7	-1.1	PASS

In Band



Measurement 1

Setting	Instrument Value	Target Value
Start Frequency	6.80500 GHz	6.80500 GHz
Stop Frequency	6.90500 GHz	6.90500 GHz
Span	100.000 MHz	100.000 MHz
RBW	200.000 kHz	~ 200.000 kHz
VBW	500.000 kHz	~ 600.000 kHz
SweepPoints	1000	~ 1000
Sweeptime	1.000 ms	AUTO
Reference Level	0.000 dBm	0.000 dBm
Attenuation	10.000 dB	AUTO
Detector	RMS	RMS
SweepCount	100	100
Filter	3 dB	3 dB
Trace Mode	Average Power	Average Power
Sweeptype	Sweep	Sweep
Preamp	off	off

In-Band Emissions(1) (6875 MHz; 11ax20 (20 MHz))

Result

DUT Frequency (MHz)	Result
6875.000000	PASS

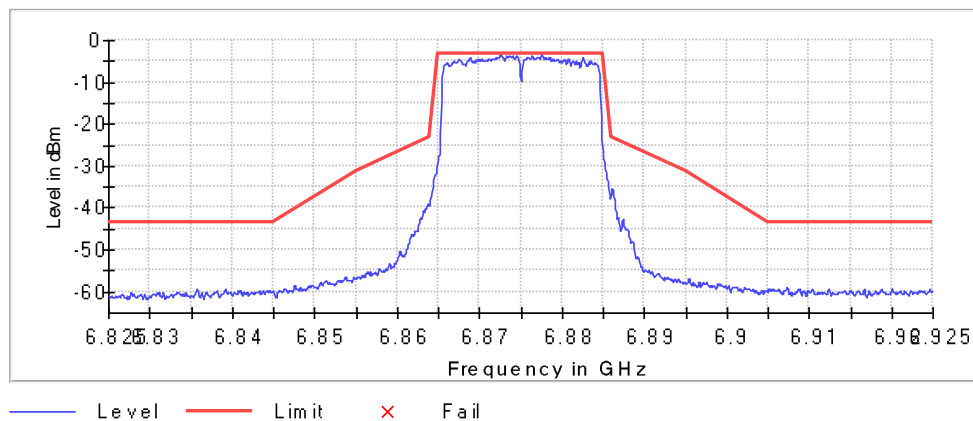
Inband Peak

Frequency (MHz)	Level (dBm)
6872.550000	-3.3

Measurements

Frequency (MHz)	Level (dBm)	Margin (dB)	Limit (dBm)	Result
6872.550000	-3.3	0.0	-3.3	PASS
6877.550000	-3.4	0.2	-3.3	PASS
6874.450000	-3.5	0.2	-3.3	PASS
6873.650000	-3.6	0.3	-3.3	PASS
6873.750000	-3.6	0.3	-3.3	PASS
6877.650000	-3.6	0.3	-3.3	PASS
6872.450000	-3.6	0.4	-3.3	PASS
6873.350000	-3.7	0.4	-3.3	PASS
6873.250000	-3.7	0.4	-3.3	PASS
6876.350000	-3.7	0.4	-3.3	PASS
6874.550000	-3.7	0.4	-3.3	PASS
6872.650000	-3.8	0.5	-3.3	PASS
6874.050000	-3.8	0.5	-3.3	PASS
6873.850000	-3.9	0.7	-3.3	PASS
6876.250000	-4.0	0.7	-3.3	PASS

In Band



Measurement 1

Setting	Instrument Value	Target Value
Start Frequency	6.82500 GHz	6.82500 GHz
Stop Frequency	6.92500 GHz	6.92500 GHz
Span	100.000 MHz	100.000 MHz
RBW	200.000 kHz	~ 200.000 kHz
VBW	500.000 kHz	~ 600.000 kHz
SweepPoints	1000	~ 1000
Sweeptime	1.000 ms	AUTO
Reference Level	0.000 dBm	0.000 dBm
Attenuation	10.000 dB	AUTO
Detector	RMS	RMS
SweepCount	100	100
Filter	3 dB	3 dB
Trace Mode	Average Power	Average Power
Sweeptype	Sweep	Sweep
Preamp	off	off

In-Band Emissions(2) (6875 MHz; 11ax20 (20 MHz))

Result

DUT Frequency (MHz)	Result
6875.000000	PASS

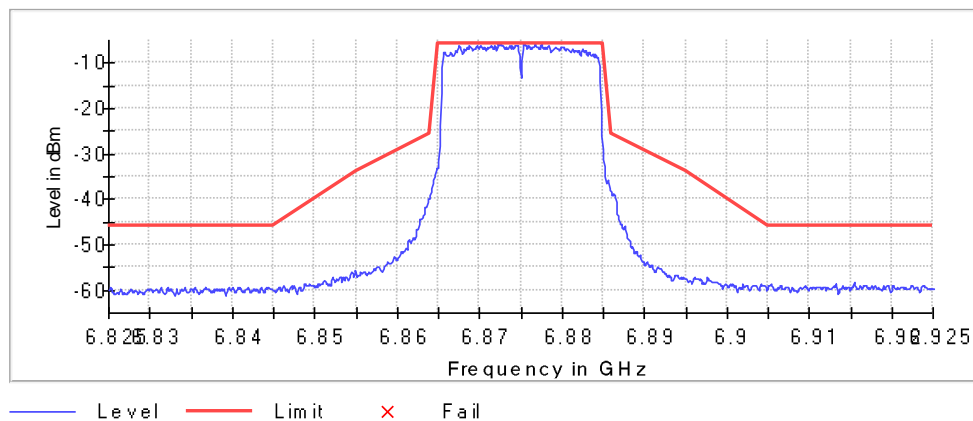
Inband Peak

Frequency (MHz)	Level (dBm)
6875.450000	-5.8

Measurements

Frequency (MHz)	Level (dBm)	Margin (dB)	Limit (dBm)	Result
6875.450000	-5.8	0.0	-5.8	PASS
6877.550000	-5.9	0.1	-5.8	PASS
6876.750000	-5.9	0.1	-5.8	PASS
6872.250000	-5.9	0.1	-5.8	PASS
6875.350000	-5.9	0.1	-5.8	PASS
6872.550000	-5.9	0.2	-5.8	PASS
6876.850000	-6.0	0.2	-5.8	PASS
6872.350000	-6.0	0.2	-5.8	PASS
6874.550000	-6.0	0.2	-5.8	PASS
6875.550000	-6.0	0.2	-5.8	PASS
6870.150000	-6.0	0.3	-5.8	PASS
6872.450000	-6.0	0.3	-5.8	PASS
6871.450000	-6.0	0.3	-5.8	PASS
6874.450000	-6.1	0.3	-5.8	PASS
6872.650000	-6.1	0.3	-5.8	PASS

In Band



Measurement 1

Setting	Instrument Value	Target Value
Start Frequency	6.82500 GHz	6.82500 GHz
Stop Frequency	6.92500 GHz	6.92500 GHz
Span	100.000 MHz	100.000 MHz
RBW	200.000 kHz	~ 200.000 kHz
VBW	500.000 kHz	~ 600.000 kHz
SweepPoints	1000	~ 1000
Sweeptime	1.000 ms	AUTO
Reference Level	0.000 dBm	0.000 dBm
Attenuation	10.000 dB	AUTO
Detector	RMS	RMS
SweepCount	100	100
Filter	3 dB	3 dB
Trace Mode	Average Power	Average Power
Sweeptype	Sweep	Sweep
Preamp	off	off

In-Band Emissions(3) (6875 MHz; 11ax20 (20 MHz))

Result

DUT Frequency (MHz)	Result
6875.000000	PASS

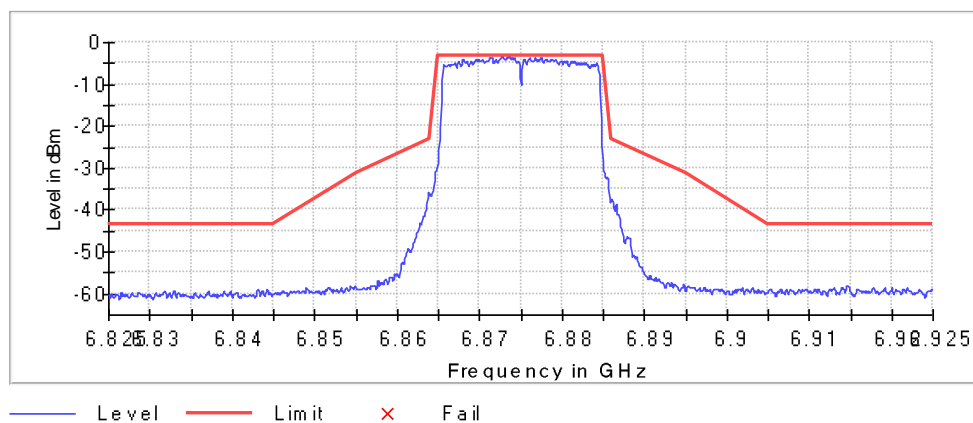
Inband Peak

Frequency (MHz)	Level (dBm)
6872.750000	-3.3

Measurements

Frequency (MHz)	Level (dBm)	Margin (dB)	Limit (dBm)	Result
6872.750000	-3.3	0.0	-3.3	PASS
6873.550000	-3.4	0.1	-3.3	PASS
6872.650000	-3.4	0.1	-3.3	PASS
6873.650000	-3.4	0.1	-3.3	PASS
6871.450000	-3.5	0.2	-3.3	PASS
6877.450000	-3.6	0.3	-3.3	PASS
6872.550000	-3.6	0.3	-3.3	PASS
6872.850000	-3.6	0.3	-3.3	PASS
6871.550000	-3.7	0.4	-3.3	PASS
6873.350000	-3.7	0.4	-3.3	PASS
6871.250000	-3.7	0.4	-3.3	PASS
6873.450000	-3.7	0.4	-3.3	PASS
6873.750000	-3.7	0.4	-3.3	PASS
6873.950000	-3.7	0.4	-3.3	PASS
6874.050000	-3.7	0.4	-3.3	PASS

In Band



Measurement 1

Setting	Instrument Value	Target Value
Start Frequency	6.82500 GHz	6.82500 GHz
Stop Frequency	6.92500 GHz	6.92500 GHz
Span	100.000 MHz	100.000 MHz
RBW	200.000 kHz	~ 200.000 kHz
VBW	500.000 kHz	~ 600.000 kHz
SweepPoints	1000	~ 1000
Sweeptime	1.000 ms	AUTO
Reference Level	0.000 dBm	0.000 dBm
Attenuation	10.000 dB	AUTO
Detector	RMS	RMS
SweepCount	100	100
Filter	3 dB	3 dB
Trace Mode	Average Power	Average Power
Sweeptype	Sweep	Sweep
Preamp	off	off

In-Band Emissions(4) (6875 MHz; 11ax20 (20 MHz))

Result

DUT Frequency (MHz)	Result
6875.000000	PASS

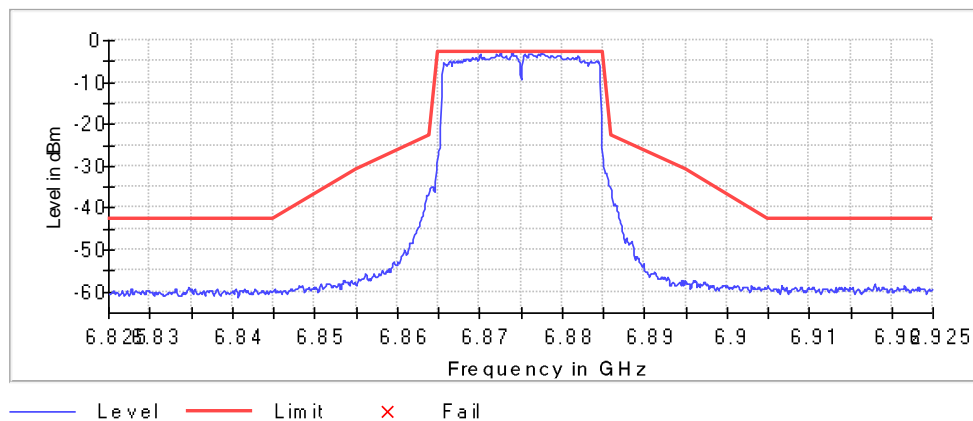
Inband Peak

Frequency (MHz)	Level (dBm)
6872.550000	-2.8

Measurements

Frequency (MHz)	Level (dBm)	Margin (dB)	Limit (dBm)	Result
6872.550000	-2.8	0.0	-2.8	PASS
6877.550000	-2.9	0.1	-2.8	PASS
6874.050000	-3.0	0.2	-2.8	PASS
6873.950000	-3.0	0.2	-2.8	PASS
6877.450000	-3.0	0.2	-2.8	PASS
6876.050000	-3.1	0.3	-2.8	PASS
6876.350000	-3.1	0.3	-2.8	PASS
6876.250000	-3.1	0.3	-2.8	PASS
6872.450000	-3.1	0.3	-2.8	PASS
6875.450000	-3.2	0.4	-2.8	PASS
6875.950000	-3.2	0.4	-2.8	PASS
6877.750000	-3.2	0.4	-2.8	PASS
6872.050000	-3.2	0.4	-2.8	PASS
6877.250000	-3.2	0.4	-2.8	PASS
6876.150000	-3.3	0.5	-2.8	PASS

In Band



Measurement 1

Setting	Instrument Value	Target Value
Start Frequency	6.82500 GHz	6.82500 GHz
Stop Frequency	6.92500 GHz	6.92500 GHz
Span	100.000 MHz	100.000 MHz
RBW	200.000 kHz	~ 200.000 kHz
VBW	500.000 kHz	~ 600.000 kHz
SweepPoints	1000	~ 1000
Sweeptime	1.000 ms	AUTO
Reference Level	0.000 dBm	0.000 dBm
Attenuation	10.000 dB	AUTO
Detector	RMS	RMS
SweepCount	100	100
Filter	3 dB	3 dB
Trace Mode	Average Power	Average Power
Sweeptype	Sweep	Sweep
Preamp	off	off

In-Band Emissions(1) (6895 MHz; 11ax20 (20 MHz))

Result

DUT Frequency (MHz)	Result
6895.000000	PASS

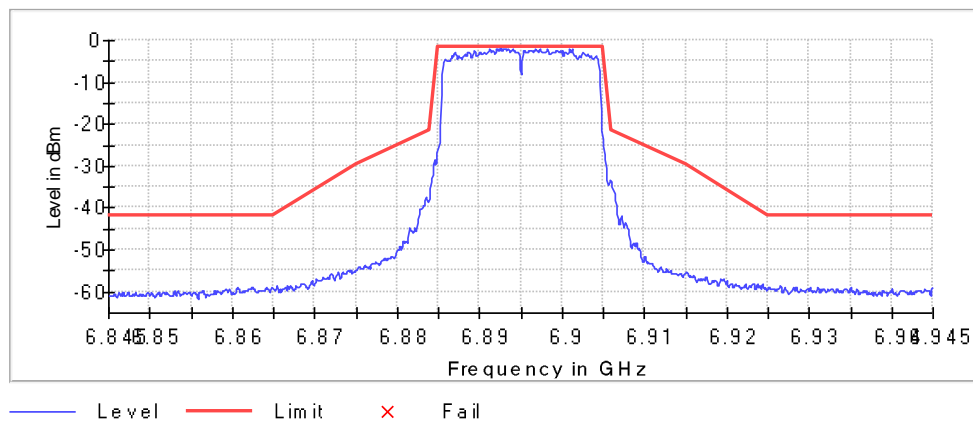
Inband Peak

Frequency (MHz)	Level (dBm)
6892.550000	-1.7

Measurements

Frequency (MHz)	Level (dBm)	Margin (dB)	Limit (dBm)	Result
6893.550000	-1.8	0.2	-1.7	PASS
6897.350000	-1.9	0.3	-1.7	PASS
6893.450000	-2.0	0.3	-1.7	PASS
6891.250000	-2.0	0.3	-1.7	PASS
6894.050000	-2.0	0.4	-1.7	PASS
6892.850000	-2.0	0.4	-1.7	PASS
6892.150000	-2.1	0.4	-1.7	PASS
6898.250000	-2.1	0.4	-1.7	PASS
6901.250000	-2.1	0.4	-1.7	PASS
6892.050000	-2.1	0.4	-1.7	PASS
6900.950000	-2.1	0.4	-1.7	PASS
6896.850000	-2.1	0.5	-1.7	PASS
6893.050000	-2.1	0.5	-1.7	PASS
6896.750000	-2.1	0.5	-1.7	PASS
6892.950000	-2.2	0.5	-1.7	PASS

In Band



Measurement 1

Setting	Instrument Value	Target Value
Start Frequency	6.84500 GHz	6.84500 GHz
Stop Frequency	6.94500 GHz	6.94500 GHz
Span	100.000 MHz	100.000 MHz
RBW	200.000 kHz	~ 200.000 kHz
VBW	500.000 kHz	~ 600.000 kHz
SweepPoints	1000	~ 1000
Sweeptime	1.000 ms	AUTO
Reference Level	0.000 dBm	0.000 dBm
Attenuation	10.000 dB	AUTO
Detector	RMS	RMS
SweepCount	100	100
Filter	3 dB	3 dB
Trace Mode	Average Power	Average Power
Sweeptype	Sweep	Sweep
Preamp	off	off

In-Band Emissions(2) (6895 MHz; 11ax20 (20 MHz))

Result

DUT Frequency (MHz)	Result
6895.000000	PASS

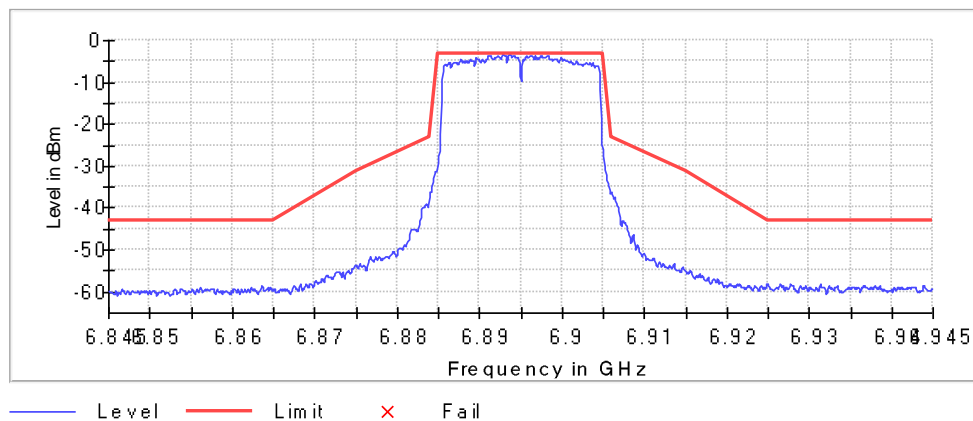
Inband Peak

Frequency (MHz)	Level (dBm)
6893.650000	-3.2

Measurements

Frequency (MHz)	Level (dBm)	Margin (dB)	Limit (dBm)	Result
6893.650000	-3.2	0.0	-3.2	PASS
6893.750000	-3.2	0.0	-3.2	PASS
6892.850000	-3.4	0.3	-3.2	PASS
6892.750000	-3.4	0.3	-3.2	PASS
6896.250000	-3.5	0.3	-3.2	PASS
6891.150000	-3.5	0.3	-3.2	PASS
6898.250000	-3.6	0.4	-3.2	PASS
6894.250000	-3.6	0.4	-3.2	PASS
6896.350000	-3.6	0.4	-3.2	PASS
6896.150000	-3.6	0.5	-3.2	PASS
6893.850000	-3.7	0.5	-3.2	PASS
6892.950000	-3.7	0.5	-3.2	PASS
6893.550000	-3.7	0.6	-3.2	PASS
6898.150000	-3.7	0.6	-3.2	PASS
6892.250000	-3.7	0.6	-3.2	PASS

In Band



Measurement 1

Setting	Instrument Value	Target Value
Start Frequency	6.84500 GHz	6.84500 GHz
Stop Frequency	6.94500 GHz	6.94500 GHz
Span	100.000 MHz	100.000 MHz
RBW	200.000 kHz	~ 200.000 kHz
VBW	500.000 kHz	~ 600.000 kHz
SweepPoints	1000	~ 1000
Sweeptime	1.000 ms	AUTO
Reference Level	0.000 dBm	0.000 dBm
Attenuation	10.000 dB	AUTO
Detector	RMS	RMS
SweepCount	100	100
Filter	3 dB	3 dB
Trace Mode	Average Power	Average Power
Sweeptype	Sweep	Sweep
Preamp	off	off

In-Band Emissions(3) (6895 MHz; 11ax20 (20 MHz))

Result

DUT Frequency (MHz)	Result
6895.000000	PASS

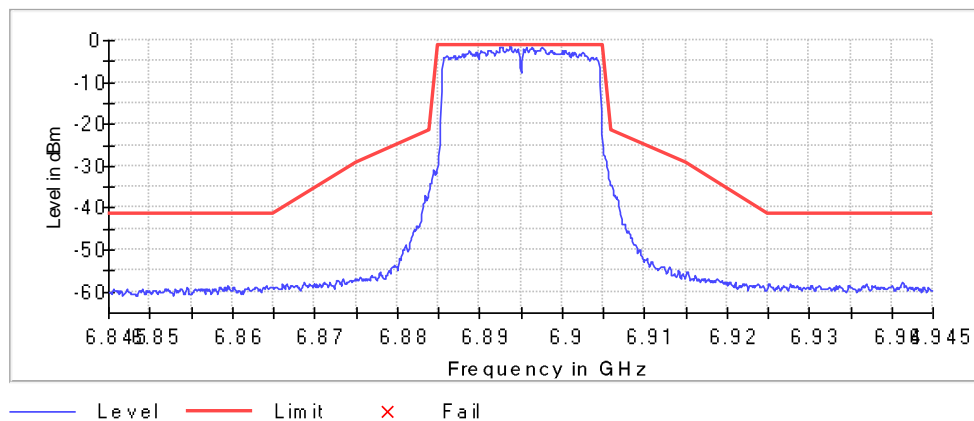
Inband Peak

Frequency (MHz)	Level (dBm)
6893.750000	-1.4

Measurements

Frequency (MHz)	Level (dBm)	Margin (dB)	Limit (dBm)	Result
6893.750000	-1.4	0.0	-1.4	PASS
6893.850000	-1.5	0.1	-1.4	PASS
6896.350000	-1.6	0.2	-1.4	PASS
6892.550000	-1.6	0.3	-1.4	PASS
6892.450000	-1.8	0.4	-1.4	PASS
6897.550000	-1.8	0.4	-1.4	PASS
6895.650000	-1.8	0.4	-1.4	PASS
6892.650000	-1.8	0.4	-1.4	PASS
6892.750000	-1.8	0.4	-1.4	PASS
6897.650000	-1.8	0.4	-1.4	PASS
6896.150000	-1.9	0.5	-1.4	PASS
6897.850000	-1.9	0.5	-1.4	PASS
6894.250000	-1.9	0.5	-1.4	PASS
6895.350000	-2.0	0.6	-1.4	PASS
6897.450000	-2.0	0.6	-1.4	PASS

In Band



Measurement 1

Setting	Instrument Value	Target Value
Start Frequency	6.84500 GHz	6.84500 GHz
Stop Frequency	6.94500 GHz	6.94500 GHz
Span	100.000 MHz	100.000 MHz
RBW	200.000 kHz	~ 200.000 kHz
VBW	500.000 kHz	~ 600.000 kHz
SweepPoints	1000	~ 1000
Sweeptime	1.000 ms	AUTO
Reference Level	0.000 dBm	0.000 dBm
Attenuation	10.000 dB	AUTO
Detector	RMS	RMS
SweepCount	100	100
Filter	3 dB	3 dB
Trace Mode	Average Power	Average Power
Sweeptype	Sweep	Sweep
Preamp	off	off

In-Band Emissions(4) (6895 MHz; 11ax20 (20 MHz))

Result

DUT Frequency (MHz)	Result
6895.000000	PASS

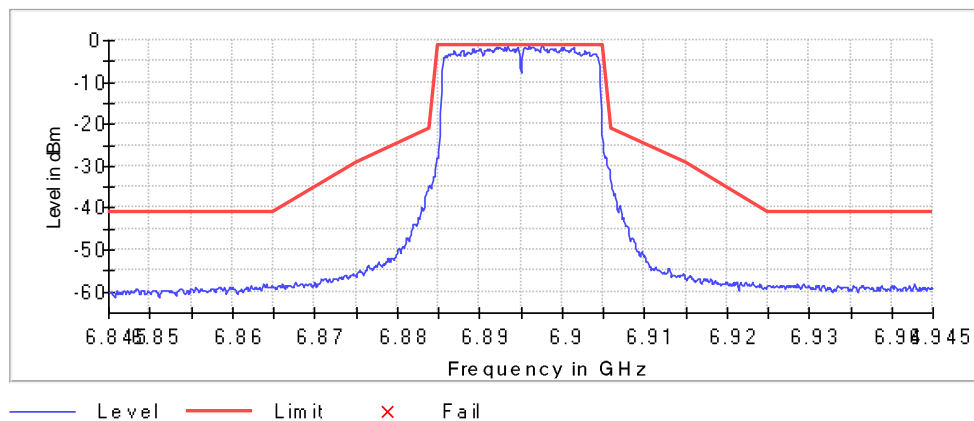
Inband Peak

Frequency (MHz)	Level (dBm)
6897.550000	-1.2

Measurements

Frequency (MHz)	Level (dBm)	Margin (dB)	Limit (dBm)	Result
6897.550000	-1.2	0.0	-1.2	PASS
6893.450000	-1.3	0.1	-1.2	PASS
6895.950000	-1.3	0.1	-1.2	PASS
6897.650000	-1.4	0.2	-1.2	PASS
6896.050000	-1.5	0.3	-1.2	PASS
6893.050000	-1.5	0.3	-1.2	PASS
6892.050000	-1.6	0.4	-1.2	PASS
6892.450000	-1.6	0.4	-1.2	PASS
6896.250000	-1.6	0.4	-1.2	PASS
6895.450000	-1.6	0.4	-1.2	PASS
6896.350000	-1.6	0.4	-1.2	PASS
6900.250000	-1.7	0.5	-1.2	PASS
6892.150000	-1.7	0.5	-1.2	PASS
6897.750000	-1.7	0.5	-1.2	PASS
6892.350000	-1.7	0.5	-1.2	PASS

In Band



Measurement 1

Setting	Instrument Value	Target Value
Start Frequency	6.84500 GHz	6.84500 GHz
Stop Frequency	6.94500 GHz	6.94500 GHz
Span	100.000 MHz	100.000 MHz
RBW	200.000 kHz	~ 200.000 kHz
VBW	500.000 kHz	~ 600.000 kHz
SweepPoints	1000	~ 1000
Sweeptime	1.000 ms	AUTO
Reference Level	0.000 dBm	0.000 dBm
Attenuation	10.000 dB	AUTO
Detector	RMS	RMS
SweepCount	100	100
Filter	3 dB	3 dB
Trace Mode	Average Power	Average Power
Sweeptype	Sweep	Sweep
Preamp	off	off

In-Band Emissions(1) (6995 MHz; 11ax20 (20 MHz))

Result

DUT Frequency (MHz)	Result
6995.000000	PASS

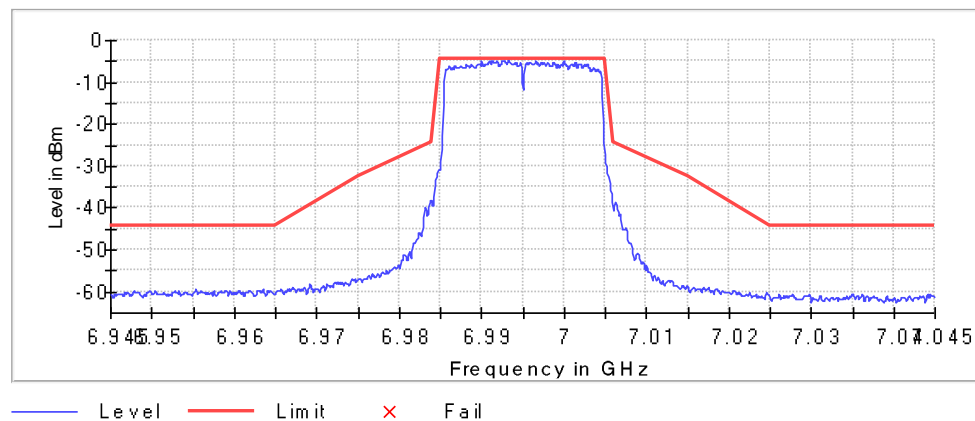
Inband Peak

Frequency (MHz)	Level (dBm)
6993.250000	-4.4

Measurements

Frequency (MHz)	Level (dBm)	Margin (dB)	Limit (dBm)	Result
6993.250000	-4.4	0.0	-4.4	PASS
6992.450000	-4.9	0.4	-4.4	PASS
6991.350000	-4.9	0.5	-4.4	PASS
6991.850000	-4.9	0.5	-4.4	PASS
6992.650000	-4.9	0.5	-4.4	PASS
6992.750000	-4.9	0.5	-4.4	PASS
6993.350000	-4.9	0.5	-4.4	PASS
6991.250000	-4.9	0.5	-4.4	PASS
6993.150000	-5.0	0.5	-4.4	PASS
6999.950000	-5.0	0.6	-4.4	PASS
6996.550000	-5.0	0.6	-4.4	PASS
6990.950000	-5.0	0.6	-4.4	PASS
6992.550000	-5.0	0.6	-4.4	PASS
6990.050000	-5.0	0.6	-4.4	PASS
7000.050000	-5.1	0.6	-4.4	PASS

In Band



Measurement 1

Setting	Instrument Value	Target Value
Start Frequency	6.94500 GHz	6.94500 GHz
Stop Frequency	7.04500 GHz	7.04500 GHz
Span	100.000 MHz	100.000 MHz
RBW	200.000 kHz	~ 200.000 kHz
VBW	500.000 kHz	~ 600.000 kHz
SweepPoints	1000	~ 1000
Sweeptime	1.000 ms	AUTO
Reference Level	0.000 dBm	0.000 dBm
Attenuation	10.000 dB	AUTO
Detector	RMS	RMS
SweepCount	100	100
Filter	3 dB	3 dB
Trace Mode	Average Power	Average Power
Sweeptype	Sweep	Sweep
Preamp	off	off

In-Band Emissions(2) (6995 MHz; 11ax20 (20 MHz))

Result

DUT Frequency (MHz)	Result
6995.000000	PASS

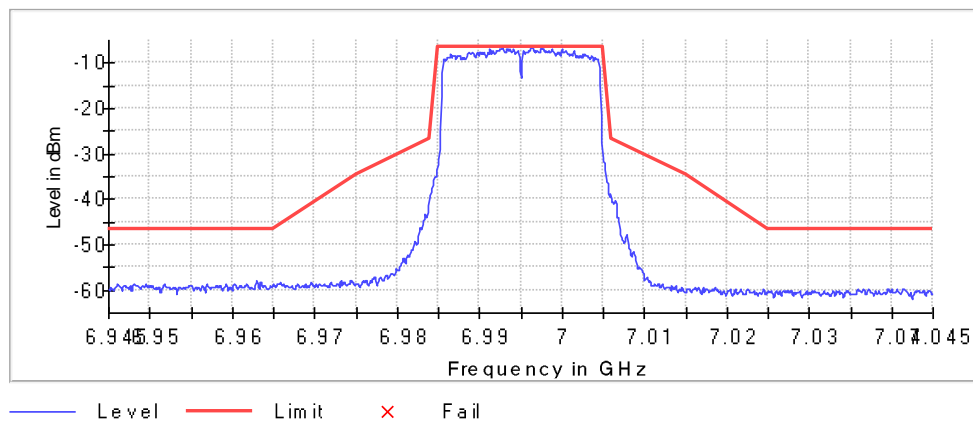
Inband Peak

Frequency (MHz)	Level (dBm)
6992.750000	-6.6

Measurements

Frequency (MHz)	Level (dBm)	Margin (dB)	Limit (dBm)	Result
6997.550000	-6.6	0.0	-6.6	PASS
6996.350000	-6.7	0.1	-6.6	PASS
6996.250000	-6.7	0.1	-6.6	PASS
6993.350000	-6.8	0.2	-6.6	PASS
6996.450000	-6.8	0.2	-6.6	PASS
6992.550000	-6.8	0.2	-6.6	PASS
6997.450000	-6.9	0.3	-6.6	PASS
6991.250000	-6.9	0.3	-6.6	PASS
6997.650000	-6.9	0.3	-6.6	PASS
6992.850000	-6.9	0.3	-6.6	PASS
6996.150000	-6.9	0.3	-6.6	PASS
6992.650000	-6.9	0.3	-6.6	PASS
6997.750000	-6.9	0.3	-6.6	PASS
6999.950000	-7.0	0.4	-6.6	PASS
6993.450000	-7.0	0.4	-6.6	PASS

In Band



Measurement 1

Setting	Instrument Value	Target Value
Start Frequency	6.94500 GHz	6.94500 GHz
Stop Frequency	7.04500 GHz	7.04500 GHz
Span	100.000 MHz	100.000 MHz
RBW	200.000 kHz	~ 200.000 kHz
VBW	500.000 kHz	~ 600.000 kHz
SweepPoints	1000	~ 1000
Sweeptime	1.000 ms	AUTO
Reference Level	0.000 dBm	0.000 dBm
Attenuation	10.000 dB	AUTO
Detector	RMS	RMS
SweepCount	100	100
Filter	3 dB	3 dB
Trace Mode	Average Power	Average Power
Sweeptype	Sweep	Sweep
Preamp	off	off

In-Band Emissions(3) (6995 MHz; 11ax20 (20 MHz))

Result

DUT Frequency (MHz)	Result
6995.000000	PASS

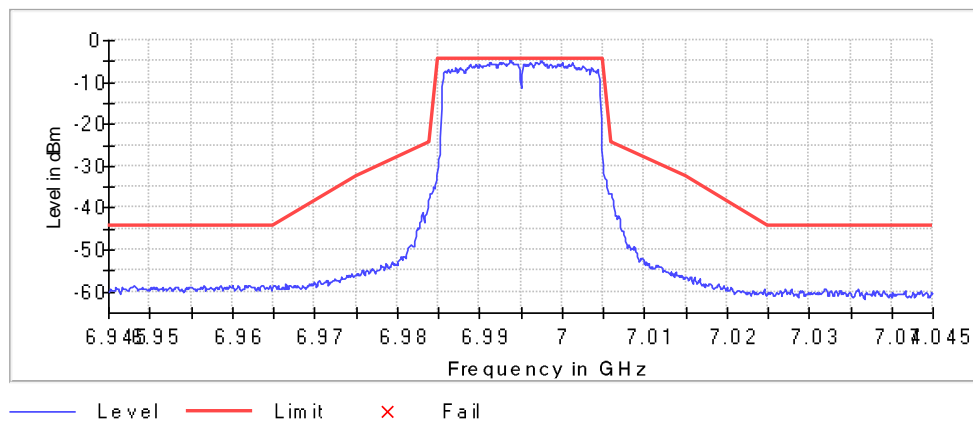
Inband Peak

Frequency (MHz)	Level (dBm)
6993.750000	-4.3

Measurements

Frequency (MHz)	Level (dBm)	Margin (dB)	Limit (dBm)	Result
6993.750000	-4.3	0.0	-4.3	PASS
6993.850000	-4.8	0.5	-4.3	PASS
6997.550000	-4.8	0.5	-4.3	PASS
6997.450000	-5.0	0.7	-4.3	PASS
6996.950000	-5.1	0.8	-4.3	PASS
6992.550000	-5.1	0.8	-4.3	PASS
6997.650000	-5.2	0.8	-4.3	PASS
6994.050000	-5.2	0.8	-4.3	PASS
6993.650000	-5.2	0.9	-4.3	PASS
7001.250000	-5.2	0.9	-4.3	PASS
6997.350000	-5.3	0.9	-4.3	PASS
6991.250000	-5.3	0.9	-4.3	PASS
6996.750000	-5.3	1.0	-4.3	PASS
7000.050000	-5.3	1.0	-4.3	PASS
6997.050000	-5.3	1.0	-4.3	PASS

In Band



Measurement 1

Setting	Instrument Value	Target Value
Start Frequency	6.94500 GHz	6.94500 GHz
Stop Frequency	7.04500 GHz	7.04500 GHz
Span	100.000 MHz	100.000 MHz
RBW	200.000 kHz	~ 200.000 kHz
VBW	500.000 kHz	~ 600.000 kHz
SweepPoints	1000	~ 1000
Sweeptime	1.000 ms	AUTO
Reference Level	0.000 dBm	0.000 dBm
Attenuation	10.000 dB	AUTO
Detector	RMS	RMS
SweepCount	100	100
Filter	3 dB	3 dB
Trace Mode	Average Power	Average Power
Sweeptype	Sweep	Sweep
Preamp	off	off

In-Band Emissions(4) (6995 MHz; 11ax20 (20 MHz))

Result

DUT Frequency (MHz)	Result
6995.000000	PASS

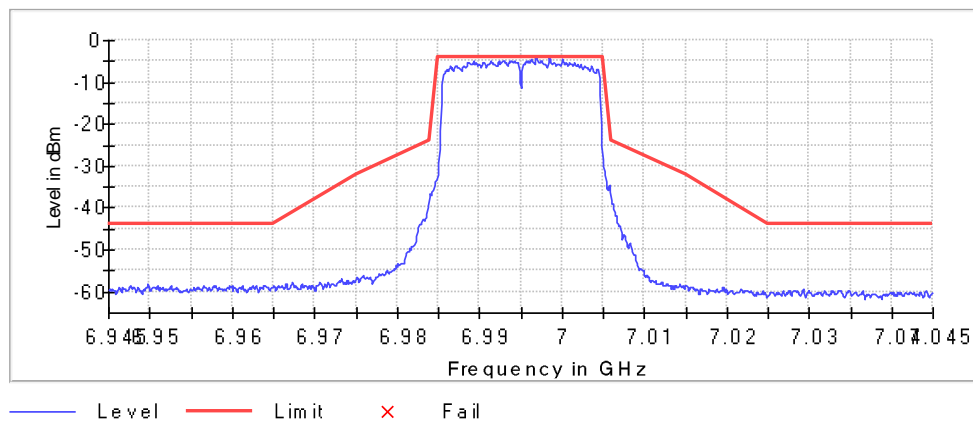
Inband Peak

Frequency (MHz)	Level (dBm)
6998.450000	-4.0

Measurements

Frequency (MHz)	Level (dBm)	Margin (dB)	Limit (dBm)	Result
6998.450000	-4.0	0.0	-4.0	PASS
6996.850000	-4.1	0.1	-4.0	PASS
6996.950000	-4.3	0.3	-4.0	PASS
6998.550000	-4.3	0.3	-4.0	PASS
6996.250000	-4.4	0.4	-4.0	PASS
7000.050000	-4.6	0.6	-4.0	PASS
6997.050000	-4.6	0.6	-4.0	PASS
6996.150000	-4.7	0.7	-4.0	PASS
6997.550000	-4.7	0.7	-4.0	PASS
6996.350000	-4.7	0.7	-4.0	PASS
6993.650000	-4.9	0.9	-4.0	PASS
6999.950000	-4.9	0.9	-4.0	PASS
7000.150000	-4.9	0.9	-4.0	PASS
6989.250000	-4.9	0.9	-4.0	PASS
6992.750000	-4.9	0.9	-4.0	PASS

In Band



Measurement 1

Setting	Instrument Value	Target Value
Start Frequency	6.94500 GHz	6.94500 GHz
Stop Frequency	7.04500 GHz	7.04500 GHz
Span	100.000 MHz	100.000 MHz
RBW	200.000 kHz	~ 200.000 kHz
VBW	500.000 kHz	~ 600.000 kHz
SweepPoints	1000	~ 1000
Sweeptime	1.000 ms	AUTO
Reference Level	0.000 dBm	0.000 dBm
Attenuation	10.000 dB	AUTO
Detector	RMS	RMS
SweepCount	100	100
Filter	3 dB	3 dB
Trace Mode	Average Power	Average Power
Sweeptype	Sweep	Sweep
Preamp	off	off

In-Band Emissions(1) (7115 MHz; 11ax20 (20 MHz))

Result

DUT Frequency (MHz)	Result
7115.000000	PASS

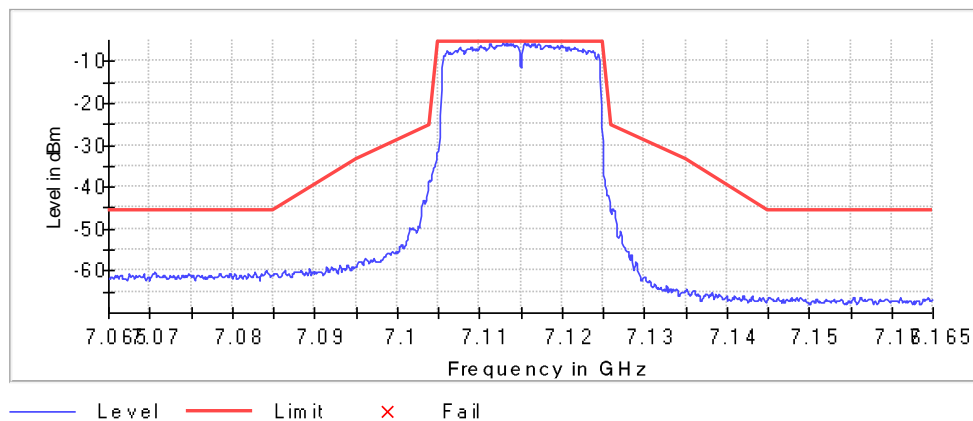
Inband Peak

Frequency (MHz)	Level (dBm)
7112.850000	-5.5

Measurements

Frequency (MHz)	Level (dBm)	Margin (dB)	Limit (dBm)	Result
7112.850000	-5.5	0.0	-5.5	PASS
7113.250000	-5.6	0.1	-5.5	PASS
7115.450000	-5.6	0.1	-5.5	PASS
7113.550000	-5.6	0.1	-5.5	PASS
7117.250000	-5.7	0.2	-5.5	PASS
7111.350000	-5.7	0.2	-5.5	PASS
7117.150000	-5.7	0.2	-5.5	PASS
7111.250000	-5.7	0.2	-5.5	PASS
7114.050000	-5.7	0.2	-5.5	PASS
7112.750000	-5.8	0.3	-5.5	PASS
7113.850000	-5.8	0.3	-5.5	PASS
7116.550000	-5.8	0.3	-5.5	PASS
7113.750000	-5.9	0.4	-5.5	PASS
7116.350000	-5.9	0.4	-5.5	PASS
7115.750000	-5.9	0.4	-5.5	PASS

In Band



Measurement 1

Setting	Instrument Value	Target Value
Start Frequency	7.06500 GHz	7.06500 GHz
Stop Frequency	7.16500 GHz	7.16500 GHz
Span	100.000 MHz	100.000 MHz
RBW	200.000 kHz	~ 200.000 kHz
VBW	500.000 kHz	~ 600.000 kHz
SweepPoints	1000	~ 1000
Sweeptime	1.000 ms	AUTO
Reference Level	0.000 dBm	0.000 dBm
Attenuation	10.000 dB	AUTO
Detector	RMS	RMS
SweepCount	100	100
Filter	3 dB	3 dB
Trace Mode	Average Power	Average Power
Sweeptype	Sweep	Sweep
Preamp	off	off

In-Band Emissions(2) (7115 MHz; 11ax20 (20 MHz))

Result

DUT Frequency (MHz)	Result
7115.000000	PASS

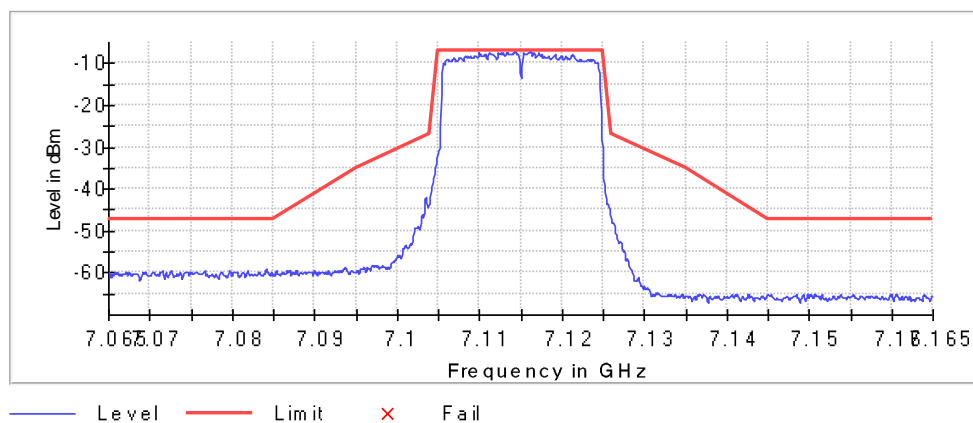
Inband Peak

Frequency (MHz)	Level (dBm)
7116.150000	-7.1

Measurements

Frequency (MHz)	Level (dBm)	Margin (dB)	Limit (dBm)	Result
7114.350000	-7.2	0.1	-7.1	PASS
7114.450000	-7.3	0.2	-7.1	PASS
7116.050000	-7.4	0.3	-7.1	PASS
7115.950000	-7.5	0.4	-7.1	PASS
7113.350000	-7.5	0.4	-7.1	PASS
7111.150000	-7.5	0.4	-7.1	PASS
7114.250000	-7.5	0.4	-7.1	PASS
7115.850000	-7.5	0.4	-7.1	PASS
7111.250000	-7.5	0.4	-7.1	PASS
7109.950000	-7.5	0.4	-7.1	PASS
7112.850000	-7.5	0.4	-7.1	PASS
7112.550000	-7.5	0.4	-7.1	PASS
7113.450000	-7.5	0.4	-7.1	PASS
7114.150000	-7.6	0.5	-7.1	PASS
7116.550000	-7.6	0.5	-7.1	PASS

In Band



Measurement 1

Setting	Instrument Value	Target Value
Start Frequency	7.06500 GHz	7.06500 GHz
Stop Frequency	7.16500 GHz	7.16500 GHz
Span	100.000 MHz	100.000 MHz
RBW	200.000 kHz	~ 200.000 kHz
VBW	500.000 kHz	~ 600.000 kHz
SweepPoints	1000	~ 1000
Sweeptime	1.000 ms	AUTO
Reference Level	0.000 dBm	0.000 dBm
Attenuation	10.000 dB	AUTO
Detector	RMS	RMS
SweepCount	100	100
Filter	3 dB	3 dB
Trace Mode	Average Power	Average Power
Sweeptype	Sweep	Sweep
Preamp	off	off

In-Band Emissions(3) (7115 MHz; 11ax20 (20 MHz))

Result

DUT Frequency (MHz)	Result
7115.000000	PASS

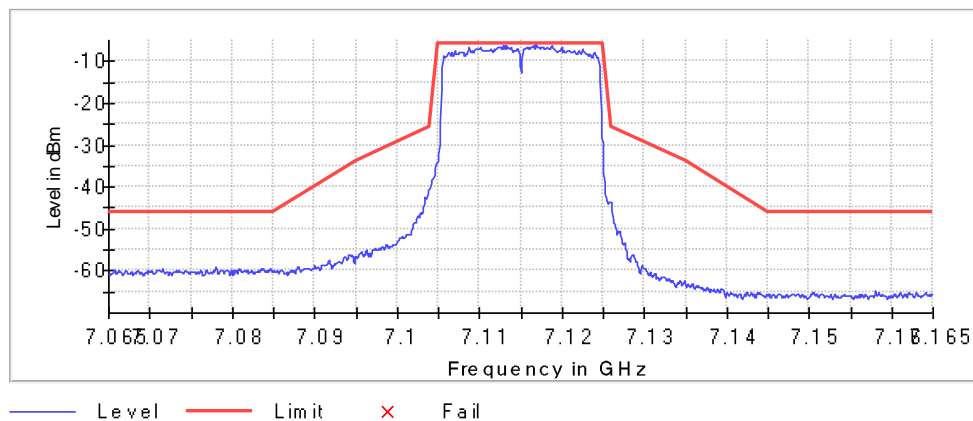
Inband Peak

Frequency (MHz)	Level (dBm)
7116.850000	-5.9

Measurements

Frequency (MHz)	Level (dBm)	Margin (dB)	Limit (dBm)	Result
7113.250000	-6.2	0.3	-5.9	PASS
7118.750000	-6.2	0.3	-5.9	PASS
7116.450000	-6.3	0.4	-5.9	PASS
7112.850000	-6.3	0.4	-5.9	PASS
7116.950000	-6.3	0.4	-5.9	PASS
7112.950000	-6.4	0.5	-5.9	PASS
7117.150000	-6.4	0.5	-5.9	PASS
7115.650000	-6.5	0.6	-5.9	PASS
7116.750000	-6.5	0.6	-5.9	PASS
7116.550000	-6.5	0.6	-5.9	PASS
7118.850000	-6.5	0.6	-5.9	PASS
7112.550000	-6.5	0.6	-5.9	PASS
7112.250000	-6.5	0.6	-5.9	PASS
7115.950000	-6.6	0.7	-5.9	PASS
7108.750000	-6.6	0.7	-5.9	PASS

In Band



Measurement 1

Setting	Instrument Value	Target Value
Start Frequency	7.06500 GHz	7.06500 GHz
Stop Frequency	7.16500 GHz	7.16500 GHz
Span	100.000 MHz	100.000 MHz
RBW	200.000 kHz	~ 200.000 kHz
VBW	500.000 kHz	~ 600.000 kHz
SweepPoints	1000	~ 1000
Sweeptime	1.000 ms	AUTO
Reference Level	0.000 dBm	0.000 dBm
Attenuation	10.000 dB	AUTO
Detector	RMS	RMS
SweepCount	100	100
Filter	3 dB	3 dB
Trace Mode	Average Power	Average Power
Sweeptype	Sweep	Sweep
Preamp	off	off

In-Band Emissions(4) (7115 MHz; 11ax20 (20 MHz))

Result

DUT Frequency (MHz)	Result
7115.000000	PASS

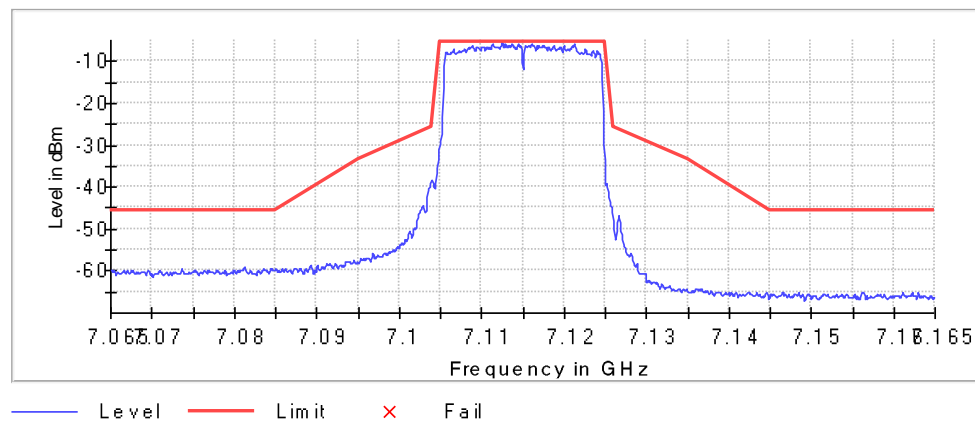
Inband Peak

Frequency (MHz)	Level (dBm)
7112.450000	-5.5

Measurements

Frequency (MHz)	Level (dBm)	Margin (dB)	Limit (dBm)	Result
7112.550000	-5.7	0.2	-5.5	PASS
7111.350000	-5.9	0.4	-5.5	PASS
7116.050000	-5.9	0.4	-5.5	PASS
7114.450000	-5.9	0.4	-5.5	PASS
7113.750000	-6.0	0.4	-5.5	PASS
7112.850000	-6.0	0.5	-5.5	PASS
7121.250000	-6.0	0.5	-5.5	PASS
7111.450000	-6.0	0.5	-5.5	PASS
7111.250000	-6.0	0.5	-5.5	PASS
7118.750000	-6.1	0.5	-5.5	PASS
7116.150000	-6.1	0.6	-5.5	PASS
7121.050000	-6.1	0.6	-5.5	PASS
7116.350000	-6.1	0.6	-5.5	PASS
7116.250000	-6.1	0.6	-5.5	PASS
7115.750000	-6.1	0.6	-5.5	PASS

In Band



Measurement 1

Setting	Instrument Value	Target Value
Start Frequency	7.06500 GHz	7.06500 GHz
Stop Frequency	7.16500 GHz	7.16500 GHz
Span	100.000 MHz	100.000 MHz
RBW	200.000 kHz	~ 200.000 kHz
VBW	500.000 kHz	~ 600.000 kHz
SweepPoints	1000	~ 1000
Sweeptime	1.000 ms	AUTO
Reference Level	0.000 dBm	0.000 dBm
Attenuation	10.000 dB	AUTO
Detector	RMS	RMS
SweepCount	100	100
Filter	3 dB	3 dB
Trace Mode	Average Power	Average Power
Sweeptype	Sweep	Sweep
Preamp	off	off

In-Band Emissions(1) (5965 MHz; 11ax40 (40 MHz))

Result

DUT Frequency (MHz)	Result
5965.000000	PASS

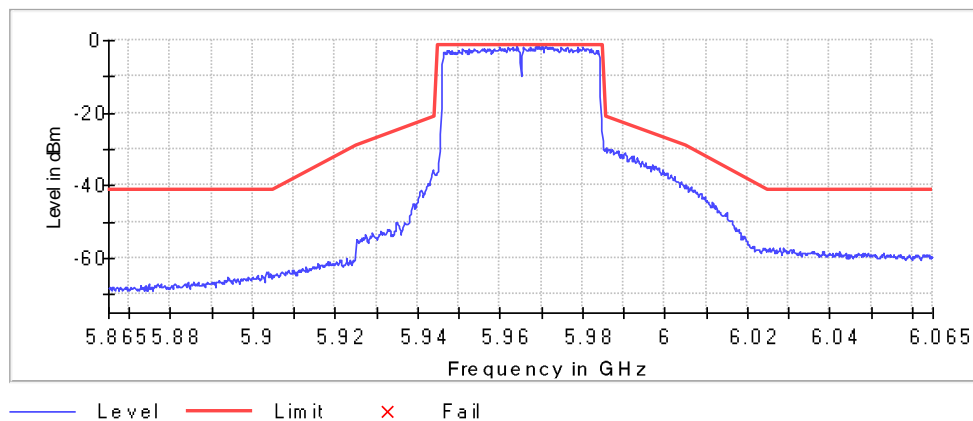
Inband Peak

Frequency (MHz)	Level (dBm)
5970.251313	-1.2

Measurements

Frequency (MHz)	Level (dBm)	Margin (dB)	Limit (dBm)	Result
5968.750938	-1.3	0.1	-1.2	PASS
5971.001500	-1.4	0.2	-1.2	PASS
5968.900975	-1.5	0.3	-1.2	PASS
5970.101275	-1.5	0.3	-1.2	PASS
5969.201050	-1.6	0.4	-1.2	PASS
5964.099775	-1.6	0.4	-1.2	PASS
5970.851463	-1.7	0.4	-1.2	PASS
5971.151538	-1.7	0.5	-1.2	PASS
5972.801950	-1.8	0.6	-1.2	PASS
5971.901725	-1.8	0.6	-1.2	PASS
5969.351088	-1.8	0.6	-1.2	PASS
5969.651163	-1.8	0.6	-1.2	PASS
5965.600150	-1.9	0.7	-1.2	PASS
5972.651913	-1.9	0.7	-1.2	PASS
5963.049512	-1.9	0.7	-1.2	PASS

In Band



Measurement 1

Setting	Instrument Value	Target Value
Start Frequency	5.86500 GHz	5.86500 GHz
Stop Frequency	6.06500 GHz	6.06500 GHz
Span	200.000 MHz	200.000 MHz
RBW	300.000 kHz	~ 400.000 kHz
VBW	1.000 MHz	~ 900.000 kHz
SweepPoints	1333	~ 1333
Sweeptime	1.340 ms	AUTO
Reference Level	0.000 dBm	0.000 dBm
Attenuation	10.000 dB	AUTO
Detector	RMS	RMS
SweepCount	100	100
Filter	3 dB	3 dB
Trace Mode	Average Power	Average Power
Sweeptype	Sweep	Sweep
Preamp	off	off

In-Band Emissions(2) (5965 MHz; 11ax40 (40 MHz))

Result

DUT Frequency (MHz)	Result
5965.000000	PASS

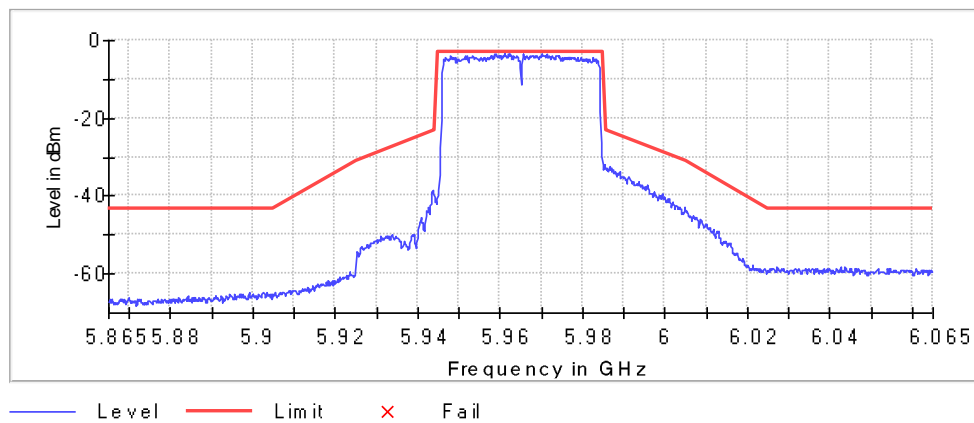
Inband Peak

Frequency (MHz)	Level (dBm)
5961.099025	-3.2

Measurements

Frequency (MHz)	Level (dBm)	Margin (dB)	Limit (dBm)	Result
5961.099025	-3.2	0.0	-3.2	PASS
5960.948987	-3.5	0.2	-3.2	PASS
5970.101275	-3.5	0.3	-3.2	PASS
5965.600150	-3.6	0.3	-3.2	PASS
5971.301575	-3.6	0.3	-3.2	PASS
5958.998500	-3.6	0.3	-3.2	PASS
5958.848462	-3.6	0.4	-3.2	PASS
5958.698425	-3.7	0.4	-3.2	PASS
5962.449362	-3.7	0.4	-3.2	PASS
5961.999250	-3.7	0.4	-3.2	PASS
5962.149287	-3.7	0.5	-3.2	PASS
5968.900975	-3.7	0.5	-3.2	PASS
5973.702176	-3.8	0.5	-3.2	PASS
5962.599400	-3.8	0.5	-3.2	PASS
5971.001500	-3.8	0.5	-3.2	PASS

In Band



Measurement 1

Setting	Instrument Value	Target Value
Start Frequency	5.86500 GHz	5.86500 GHz
Stop Frequency	6.06500 GHz	6.06500 GHz
Span	200.000 MHz	200.000 MHz
RBW	300.000 kHz	~ 400.000 kHz
VBW	1.000 MHz	~ 900.000 kHz
SweepPoints	1333	~ 1333
Sweeptime	1.340 ms	AUTO
Reference Level	0.000 dBm	0.000 dBm
Attenuation	10.000 dB	AUTO
Detector	RMS	RMS
SweepCount	100	100
Filter	3 dB	3 dB
Trace Mode	Average Power	Average Power
Sweeptype	Sweep	Sweep
Preamp	off	off

In-Band Emissions(3) (5965 MHz; 11ax40 (40 MHz))

Result

DUT Frequency (MHz)	Result
5965.000000	PASS

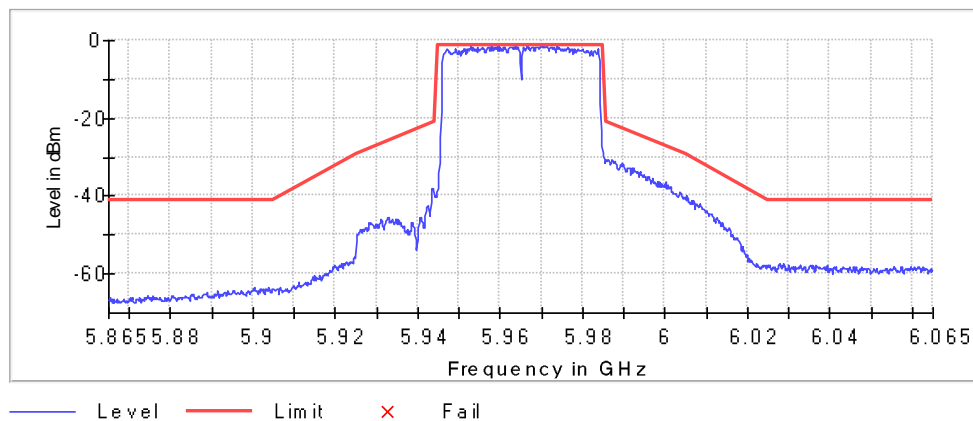
Inband Peak

Frequency (MHz)	Level (dBm)
5963.799700	-1.1

Measurements

Frequency (MHz)	Level (dBm)	Margin (dB)	Limit (dBm)	Result
5963.799700	-1.1	0.0	-1.1	PASS
5970.101275	-1.2	0.0	-1.1	PASS
5971.301575	-1.2	0.1	-1.1	PASS
5969.951238	-1.3	0.1	-1.1	PASS
5969.801200	-1.3	0.1	-1.1	PASS
5952.846962	-1.4	0.3	-1.1	PASS
5966.500375	-1.4	0.3	-1.1	PASS
5959.598650	-1.5	0.3	-1.1	PASS
5973.702176	-1.5	0.3	-1.1	PASS
5963.649662	-1.5	0.4	-1.1	PASS
5957.948237	-1.5	0.4	-1.1	PASS
5970.551388	-1.5	0.4	-1.1	PASS
5956.897974	-1.5	0.4	-1.1	PASS
5952.996999	-1.5	0.4	-1.1	PASS
5960.798950	-1.6	0.4	-1.1	PASS

In Band



Measurement 1

Setting	Instrument Value	Target Value
Start Frequency	5.86500 GHz	5.86500 GHz
Stop Frequency	6.06500 GHz	6.06500 GHz
Span	200.000 MHz	200.000 MHz
RBW	300.000 kHz	~ 400.000 kHz
VBW	1.000 MHz	~ 900.000 kHz
SweepPoints	1333	~ 1333
Sweeptime	1.340 ms	AUTO
Reference Level	0.000 dBm	0.000 dBm
Attenuation	10.000 dB	AUTO
Detector	RMS	RMS
SweepCount	100	100
Filter	3 dB	3 dB
Trace Mode	Average Power	Average Power
Sweeptype	Sweep	Sweep
Preamp	off	off

In-Band Emissions(4) (5965 MHz; 11ax40 (40 MHz))

Result

DUT Frequency (MHz)	Result
5965.000000	PASS

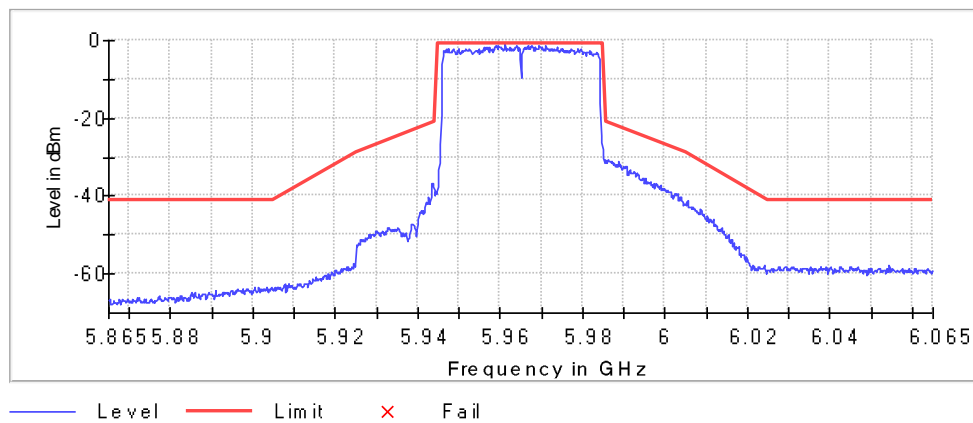
Inband Peak

Frequency (MHz)	Level (dBm)
5961.249062	-1.1

Measurements

Frequency (MHz)	Level (dBm)	Margin (dB)	Limit (dBm)	Result
5961.249062	-1.1	0.0	-1.1	PASS
5966.650413	-1.2	0.1	-1.1	PASS
5971.151538	-1.3	0.2	-1.1	PASS
5967.550638	-1.4	0.3	-1.1	PASS
5959.598650	-1.4	0.3	-1.1	PASS
5964.099775	-1.4	0.3	-1.1	PASS
5961.099025	-1.4	0.4	-1.1	PASS
5958.848462	-1.5	0.4	-1.1	PASS
5969.501125	-1.5	0.4	-1.1	PASS
5963.949737	-1.5	0.4	-1.1	PASS
5969.651163	-1.5	0.5	-1.1	PASS
5958.998500	-1.6	0.5	-1.1	PASS
5956.897974	-1.6	0.5	-1.1	PASS
5960.048762	-1.6	0.5	-1.1	PASS
5967.400600	-1.6	0.5	-1.1	PASS

In Band



Measurement 1

Setting	Instrument Value	Target Value
Start Frequency	5.86500 GHz	5.86500 GHz
Stop Frequency	6.06500 GHz	6.06500 GHz
Span	200.000 MHz	200.000 MHz
RBW	300.000 kHz	~ 400.000 kHz
VBW	1.000 MHz	~ 900.000 kHz
SweepPoints	1333	~ 1333
Sweeptime	1.340 ms	AUTO
Reference Level	0.000 dBm	0.000 dBm
Attenuation	10.000 dB	AUTO
Detector	RMS	RMS
SweepCount	100	100
Filter	3 dB	3 dB
Trace Mode	Average Power	Average Power
Sweeptype	Sweep	Sweep
Preamp	off	off

In-Band Emissions(1) (6165 MHz; 11ax40 (40 MHz))

Result

DUT Frequency (MHz)	Result
6165.000000	PASS

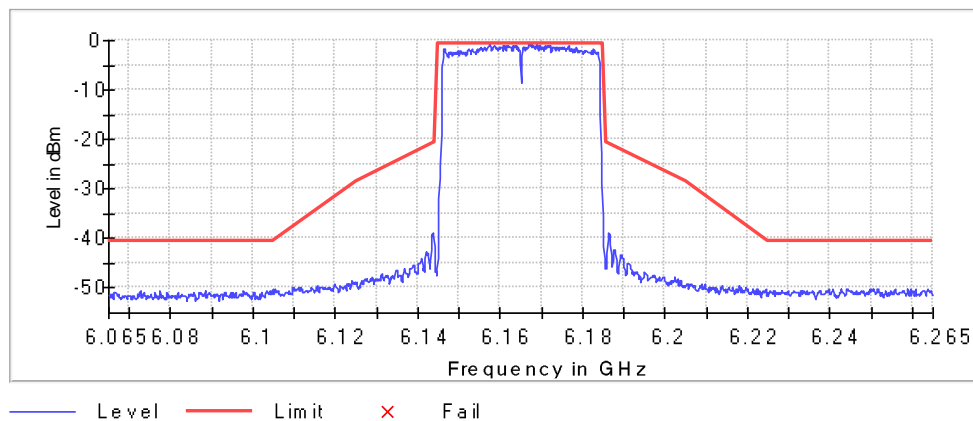
Inband Peak

Frequency (MHz)	Level (dBm)
6157.498125	-0.6

Measurements

Frequency (MHz)	Level (dBm)	Margin (dB)	Limit (dBm)	Result
6157.498125	-0.6	0.0	-0.6	PASS
6167.100525	-0.6	0.0	-0.6	PASS
6168.750938	-0.7	0.1	-0.6	PASS
6167.400600	-0.7	0.2	-0.6	PASS
6167.550638	-0.7	0.2	-0.6	PASS
6166.950488	-0.8	0.2	-0.6	PASS
6168.900975	-0.8	0.2	-0.6	PASS
6157.348087	-0.9	0.3	-0.6	PASS
6161.999250	-0.9	0.3	-0.6	PASS
6163.649662	-0.9	0.3	-0.6	PASS
6170.851463	-0.9	0.3	-0.6	PASS
6157.198050	-0.9	0.3	-0.6	PASS
6163.799700	-1.0	0.4	-0.6	PASS
6171.001500	-1.0	0.4	-0.6	PASS
6169.501125	-1.0	0.4	-0.6	PASS

In Band



Measurement 1

Setting	Instrument Value	Target Value
Start Frequency	6.06500 GHz	6.06500 GHz
Stop Frequency	6.26500 GHz	6.26500 GHz
Span	200.000 MHz	200.000 MHz
RBW	300.000 kHz	~ 400.000 kHz
VBW	1.000 MHz	~ 900.000 kHz
SweepPoints	1333	~ 1333
Sweeptime	1.340 ms	AUTO
Reference Level	10.000 dBm	0.000 dBm
Attenuation	20.000 dB	AUTO
Detector	RMS	RMS
SweepCount	100	100
Filter	3 dB	3 dB
Trace Mode	Average Power	Average Power
Sweeptype	Sweep	Sweep
Preamp	off	off

In-Band Emissions(2) (6165 MHz; 11ax40 (40 MHz))

Result

DUT Frequency (MHz)	Result
6165.000000	PASS

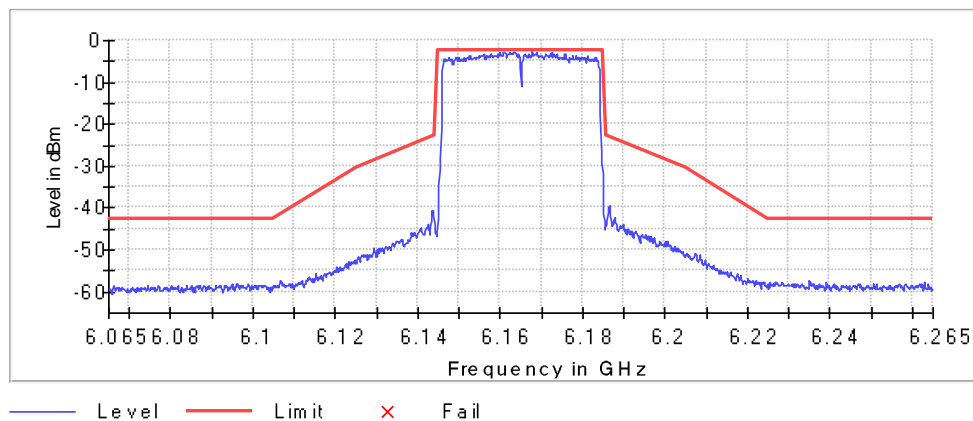
Inband Peak

Frequency (MHz)	Level (dBm)
6167.850713	-2.6

Measurements

Frequency (MHz)	Level (dBm)	Margin (dB)	Limit (dBm)	Result
6167.850713	-2.6	0.0	-2.6	PASS
6161.249062	-2.7	0.1	-2.6	PASS
6163.499625	-2.7	0.1	-2.6	PASS
6172.501875	-2.8	0.2	-2.6	PASS
6163.349587	-2.8	0.2	-2.6	PASS
6167.700675	-2.9	0.3	-2.6	PASS
6160.798950	-3.0	0.4	-2.6	PASS
6160.048762	-3.0	0.4	-2.6	PASS
6163.649662	-3.0	0.4	-2.6	PASS
6162.449362	-3.0	0.4	-2.6	PASS
6163.199550	-3.0	0.4	-2.6	PASS
6168.900975	-3.0	0.4	-2.6	PASS
6161.099025	-3.0	0.4	-2.6	PASS
6160.948987	-3.0	0.5	-2.6	PASS
6162.149287	-3.1	0.5	-2.6	PASS

In Band



Measurement 1

Setting	Instrument Value	Target Value
Start Frequency	6.06500 GHz	6.06500 GHz
Stop Frequency	6.26500 GHz	6.26500 GHz
Span	200.000 MHz	200.000 MHz
RBW	300.000 kHz	~ 400.000 kHz
VBW	1.000 MHz	~ 900.000 kHz
SweepPoints	1333	~ 1333
Sweeptime	1.340 ms	AUTO
Reference Level	0.000 dBm	0.000 dBm
Attenuation	10.000 dB	AUTO
Detector	RMS	RMS
SweepCount	100	100
Filter	3 dB	3 dB
Trace Mode	Average Power	Average Power
Sweeptype	Sweep	Sweep
Preamp	off	off

In-Band Emissions(3) (6165 MHz; 11ax40 (40 MHz))

Result

DUT Frequency (MHz)	Result
6165.000000	PASS

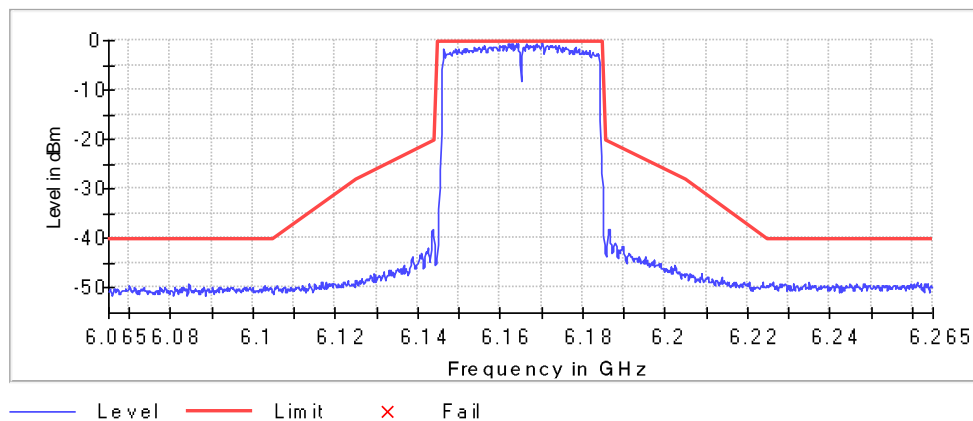
Inband Peak

Frequency (MHz)	Level (dBm)
6170.251313	-0.2

Measurements

Frequency (MHz)	Level (dBm)	Margin (dB)	Limit (dBm)	Result
6170.101275	-0.4	0.2	-0.2	PASS
6163.049512	-0.5	0.3	-0.2	PASS
6168.750938	-0.7	0.4	-0.2	PASS
6163.949737	-0.7	0.5	-0.2	PASS
6162.149287	-0.8	0.5	-0.2	PASS
6161.999250	-0.8	0.5	-0.2	PASS
6162.899475	-0.8	0.5	-0.2	PASS
6164.399850	-0.8	0.5	-0.2	PASS
6166.350338	-0.8	0.5	-0.2	PASS
6169.951238	-0.8	0.6	-0.2	PASS
6163.799700	-0.9	0.6	-0.2	PASS
6161.249062	-0.9	0.7	-0.2	PASS
6168.000750	-1.0	0.7	-0.2	PASS
6163.649662	-1.0	0.7	-0.2	PASS
6171.301575	-1.0	0.7	-0.2	PASS

In Band



Measurement 1

Setting	Instrument Value	Target Value
Start Frequency	6.06500 GHz	6.06500 GHz
Stop Frequency	6.26500 GHz	6.26500 GHz
Span	200.000 MHz	200.000 MHz
RBW	300.000 kHz	~ 400.000 kHz
VBW	1.000 MHz	~ 900.000 kHz
SweepPoints	1333	~ 1333
Sweeptime	1.340 ms	AUTO
Reference Level	10.000 dBm	0.000 dBm
Attenuation	20.000 dB	AUTO
Detector	RMS	RMS
SweepCount	100	100
Filter	3 dB	3 dB
Trace Mode	Average Power	Average Power
Sweeptype	Sweep	Sweep
Preamp	off	off

In-Band Emissions(4) (6165 MHz; 11ax40 (40 MHz))

Result

DUT Frequency (MHz)	Result
6165.000000	PASS

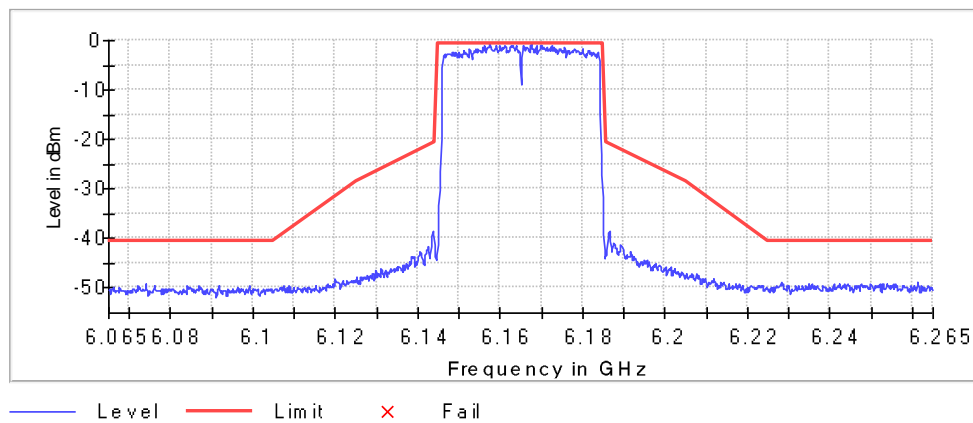
Inband Peak

Frequency (MHz)	Level (dBm)
6157.498125	-0.6

Measurements

Frequency (MHz)	Level (dBm)	Margin (dB)	Limit (dBm)	Result
6157.498125	-0.6	0.0	-0.6	PASS
6167.550638	-0.7	0.1	-0.6	PASS
6167.700675	-0.8	0.2	-0.6	PASS
6168.750938	-0.9	0.3	-0.6	PASS
6162.599400	-0.9	0.3	-0.6	PASS
6163.799700	-1.0	0.4	-0.6	PASS
6169.951238	-1.0	0.4	-0.6	PASS
6163.949737	-1.0	0.4	-0.6	PASS
6165.600150	-1.0	0.4	-0.6	PASS
6158.998500	-1.1	0.4	-0.6	PASS
6156.297824	-1.1	0.5	-0.6	PASS
6172.501875	-1.2	0.5	-0.6	PASS
6167.400600	-1.2	0.5	-0.6	PASS
6161.249062	-1.2	0.5	-0.6	PASS
6160.048762	-1.2	0.5	-0.6	PASS

In Band



Measurement 1

Setting	Instrument Value	Target Value
Start Frequency	6.06500 GHz	6.06500 GHz
Stop Frequency	6.26500 GHz	6.26500 GHz
Span	200.000 MHz	200.000 MHz
RBW	300.000 kHz	~ 400.000 kHz
VBW	1.000 MHz	~ 900.000 kHz
SweepPoints	1333	~ 1333
Sweeptime	1.340 ms	AUTO
Reference Level	10.000 dBm	0.000 dBm
Attenuation	20.000 dB	AUTO
Detector	RMS	RMS
SweepCount	100	100
Filter	3 dB	3 dB
Trace Mode	Average Power	Average Power
Sweeptype	Sweep	Sweep
Preamp	off	off

In-Band Emissions(1) (6405 MHz; 11ax40 (40 MHz))

Result

DUT Frequency (MHz)	Result
6405.000000	PASS

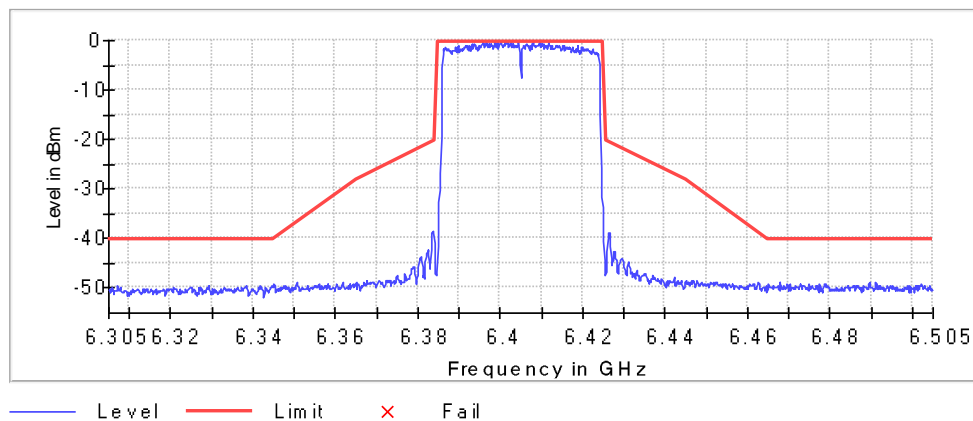
Inband Peak

Frequency (MHz)	Level (dBm)
6400.198800	-0.2

Measurements

Frequency (MHz)	Level (dBm)	Margin (dB)	Limit (dBm)	Result
6400.198800	-0.2	0.0	-0.2	PASS
6402.599400	-0.3	0.1	-0.2	PASS
6411.751688	-0.3	0.1	-0.2	PASS
6399.298575	-0.3	0.1	-0.2	PASS
6404.399850	-0.3	0.2	-0.2	PASS
6396.747937	-0.3	0.2	-0.2	PASS
6396.597899	-0.4	0.2	-0.2	PASS
6401.399100	-0.4	0.2	-0.2	PASS
6408.000750	-0.4	0.2	-0.2	PASS
6398.698425	-0.4	0.2	-0.2	PASS
6409.651163	-0.5	0.3	-0.2	PASS
6395.847712	-0.5	0.3	-0.2	PASS
6401.849212	-0.5	0.3	-0.2	PASS
6401.249062	-0.5	0.3	-0.2	PASS
6411.601650	-0.5	0.3	-0.2	PASS

In Band



Measurement 1

Setting	Instrument Value	Target Value
Start Frequency	6.30500 GHz	6.30500 GHz
Stop Frequency	6.50500 GHz	6.50500 GHz
Span	200.000 MHz	200.000 MHz
RBW	300.000 kHz	~ 400.000 kHz
VBW	1.000 MHz	~ 900.000 kHz
SweepPoints	1333	~ 1333
Sweeptime	1.340 ms	AUTO
Reference Level	10.000 dBm	0.000 dBm
Attenuation	20.000 dB	AUTO
Detector	RMS	RMS
SweepCount	100	100
Filter	3 dB	3 dB
Trace Mode	Average Power	Average Power
Sweeptype	Sweep	Sweep
Preamp	off	off

In-Band Emissions(2) (6405 MHz; 11ax40 (40 MHz))

Result

DUT Frequency (MHz)	Result
6405.000000	PASS

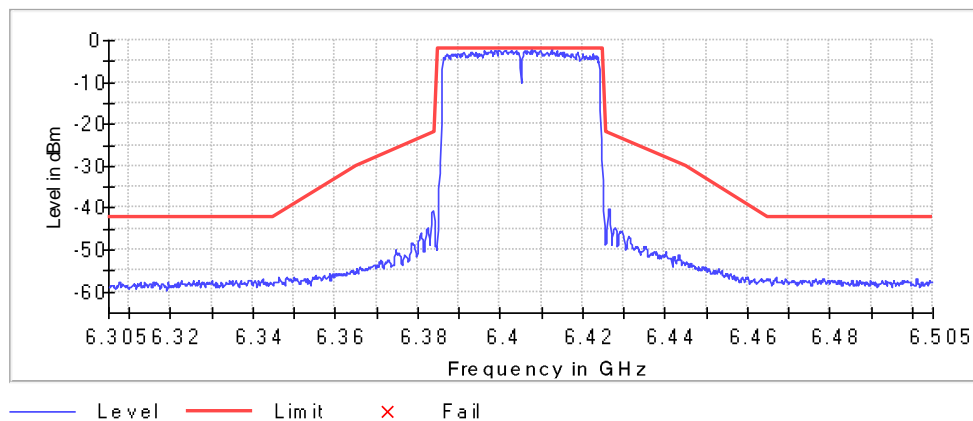
Inband Peak

Frequency (MHz)	Level (dBm)
6407.550638	-2.1

Measurements

Frequency (MHz)	Level (dBm)	Margin (dB)	Limit (dBm)	Result
6407.550638	-2.1	0.0	-2.1	PASS
6412.501875	-2.1	0.0	-2.1	PASS
6412.651913	-2.2	0.1	-2.1	PASS
6407.700675	-2.2	0.2	-2.1	PASS
6413.702176	-2.2	0.2	-2.1	PASS
6409.651163	-2.3	0.2	-2.1	PASS
6399.748687	-2.4	0.3	-2.1	PASS
6399.598650	-2.4	0.3	-2.1	PASS
6397.798200	-2.4	0.4	-2.1	PASS
6399.148537	-2.4	0.4	-2.1	PASS
6406.050263	-2.4	0.4	-2.1	PASS
6401.099025	-2.5	0.4	-2.1	PASS
6403.799700	-2.5	0.4	-2.1	PASS
6398.698425	-2.5	0.4	-2.1	PASS
6400.948987	-2.5	0.4	-2.1	PASS

In Band



Measurement 1

Setting	Instrument Value	Target Value
Start Frequency	6.30500 GHz	6.30500 GHz
Stop Frequency	6.50500 GHz	6.50500 GHz
Span	200.000 MHz	200.000 MHz
RBW	300.000 kHz	~ 400.000 kHz
VBW	1.000 MHz	~ 900.000 kHz
SweepPoints	1333	~ 1333
Sweeptime	1.340 ms	AUTO
Reference Level	0.000 dBm	0.000 dBm
Attenuation	10.000 dB	AUTO
Detector	RMS	RMS
SweepCount	100	100
Filter	3 dB	3 dB
Trace Mode	Average Power	Average Power
Sweeptype	Sweep	Sweep
Preamp	off	off

In-Band Emissions(3) (6405 MHz; 11ax40 (40 MHz))

Result

DUT Frequency (MHz)	Result
6405.000000	PASS

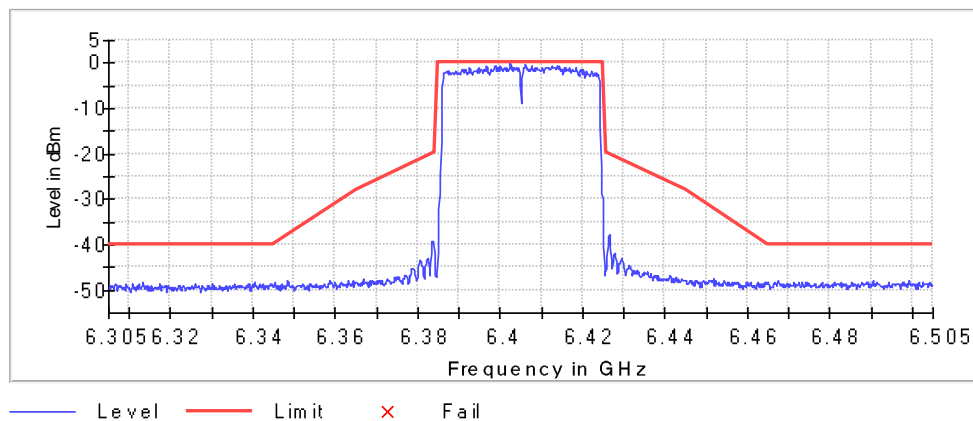
Inband Peak

Frequency (MHz)	Level (dBm)
6402.449362	0.1

Measurements

Frequency (MHz)	Level (dBm)	Margin (dB)	Limit (dBm)	Result
6402.449362	0.1	0.0	0.1	PASS
6406.200300	-0.1	0.2	0.1	PASS
6402.299325	-0.5	0.6	0.1	PASS
6402.599400	-0.5	0.6	0.1	PASS
6400.048762	-0.6	0.7	0.1	PASS
6396.747937	-0.6	0.7	0.1	PASS
6406.050263	-0.6	0.7	0.1	PASS
6412.501875	-0.6	0.7	0.1	PASS
6414.452363	-0.6	0.7	0.1	PASS
6407.700675	-0.7	0.8	0.1	PASS
6414.302326	-0.7	0.8	0.1	PASS
6398.698425	-0.7	0.8	0.1	PASS
6398.848462	-0.7	0.8	0.1	PASS
6413.852213	-0.8	0.9	0.1	PASS
6413.702176	-0.8	0.9	0.1	PASS

In Band



Measurement 1

Setting	Instrument Value	Target Value
Start Frequency	6.30500 GHz	6.30500 GHz
Stop Frequency	6.50500 GHz	6.50500 GHz
Span	200.000 MHz	200.000 MHz
RBW	300.000 kHz	~ 400.000 kHz
VBW	1.000 MHz	~ 900.000 kHz
SweepPoints	1333	~ 1333
Sweeptime	1.340 ms	AUTO
Reference Level	10.000 dBm	0.000 dBm
Attenuation	20.000 dB	AUTO
Detector	RMS	RMS
SweepCount	100	100
Filter	3 dB	3 dB
Trace Mode	Average Power	Average Power
Sweeptype	Sweep	Sweep
Preamp	off	off

In-Band Emissions(4) (6405 MHz; 11ax40 (40 MHz))

Result

DUT Frequency (MHz)	Result
6405.000000	PASS

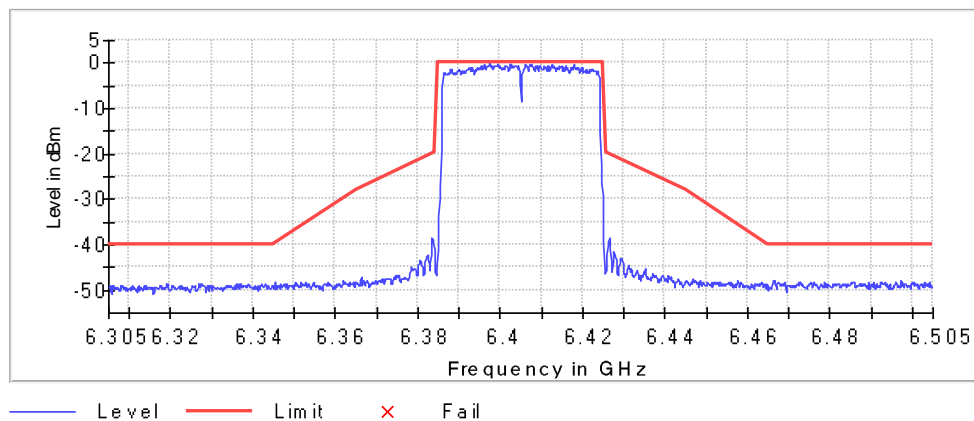
Inband Peak

Frequency (MHz)	Level (dBm)
6397.498125	0.1

Measurements

Frequency (MHz)	Level (dBm)	Margin (dB)	Limit (dBm)	Result
6399.448612	-0.3	0.4	0.1	PASS
6412.501875	-0.3	0.4	0.1	PASS
6397.348087	-0.3	0.4	0.1	PASS
6407.100525	-0.3	0.4	0.1	PASS
6402.449362	-0.4	0.5	0.1	PASS
6417.903226	-0.4	0.5	0.1	PASS
6402.599400	-0.4	0.5	0.1	PASS
6407.550638	-0.4	0.5	0.1	PASS
6402.299325	-0.4	0.5	0.1	PASS
6407.250563	-0.4	0.5	0.1	PASS
6396.297824	-0.4	0.5	0.1	PASS
6406.200300	-0.4	0.5	0.1	PASS
6403.649662	-0.5	0.6	0.1	PASS
6403.949737	-0.5	0.6	0.1	PASS
6398.098275	-0.5	0.6	0.1	PASS

In Band



Measurement 1

Setting	Instrument Value	Target Value
Start Frequency	6.30500 GHz	6.30500 GHz
Stop Frequency	6.50500 GHz	6.50500 GHz
Span	200.000 MHz	200.000 MHz
RBW	300.000 kHz	~ 400.000 kHz
VBW	1.000 MHz	~ 900.000 kHz
SweepPoints	1333	~ 1333
Sweeptime	1.340 ms	AUTO
Reference Level	10.000 dBm	0.000 dBm
Attenuation	20.000 dB	AUTO
Detector	RMS	RMS
SweepCount	100	100
Filter	3 dB	3 dB
Trace Mode	Average Power	Average Power
Sweeptype	Sweep	Sweep
Preamp	off	off

In-Band Emissions(1) (6445 MHz; 11ax40 (40 MHz))

Result

DUT Frequency (MHz)	Result
6445.000000	PASS

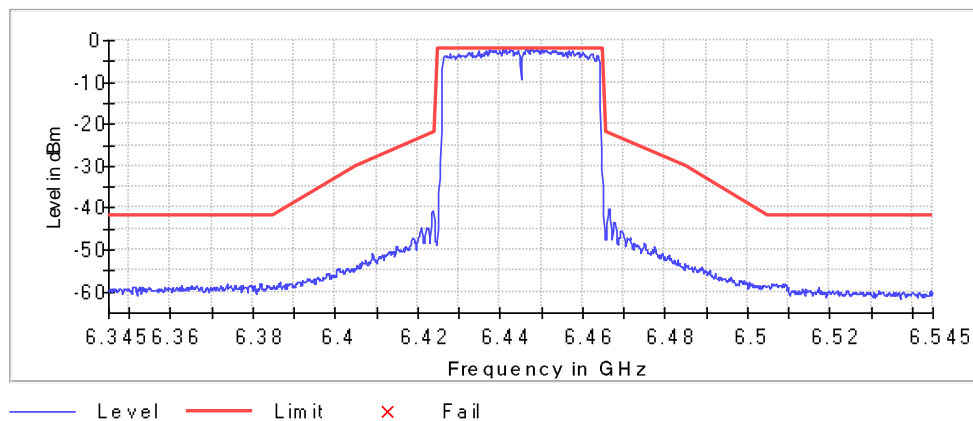
Inband Peak

Frequency (MHz)	Level (dBm)
6447.850713	-1.9

Measurements

Frequency (MHz)	Level (dBm)	Margin (dB)	Limit (dBm)	Result
6447.850713	-1.9	0.0	-1.9	PASS
6446.500375	-2.0	0.0	-1.9	PASS
6450.101275	-2.0	0.1	-1.9	PASS
6447.700675	-2.0	0.1	-1.9	PASS
6448.900975	-2.1	0.1	-1.9	PASS
6446.350338	-2.1	0.2	-1.9	PASS
6442.449362	-2.1	0.2	-1.9	PASS
6441.399100	-2.2	0.2	-1.9	PASS
6437.348087	-2.2	0.3	-1.9	PASS
6447.400600	-2.2	0.3	-1.9	PASS
6440.648912	-2.2	0.3	-1.9	PASS
6448.000750	-2.3	0.3	-1.9	PASS
6449.951238	-2.3	0.3	-1.9	PASS
6442.599400	-2.3	0.4	-1.9	PASS
6456.552888	-2.3	0.4	-1.9	PASS

In Band



Measurement 1

Setting	Instrument Value	Target Value
Start Frequency	6.34500 GHz	6.34500 GHz
Stop Frequency	6.54500 GHz	6.54500 GHz
Span	200.000 MHz	200.000 MHz
RBW	300.000 kHz	~ 400.000 kHz
VBW	1.000 MHz	~ 900.000 kHz
SweepPoints	1333	~ 1333
Sweeptime	1.340 ms	AUTO
Reference Level	0.000 dBm	0.000 dBm
Attenuation	10.000 dB	AUTO
Detector	RMS	RMS
SweepCount	100	100
Filter	3 dB	3 dB
Trace Mode	Average Power	Average Power
Sweeptype	Sweep	Sweep
Preamp	off	off

In-Band Emissions(2) (6445 MHz; 11ax40 (40 MHz))

Result

DUT Frequency (MHz)	Result
6445.000000	PASS

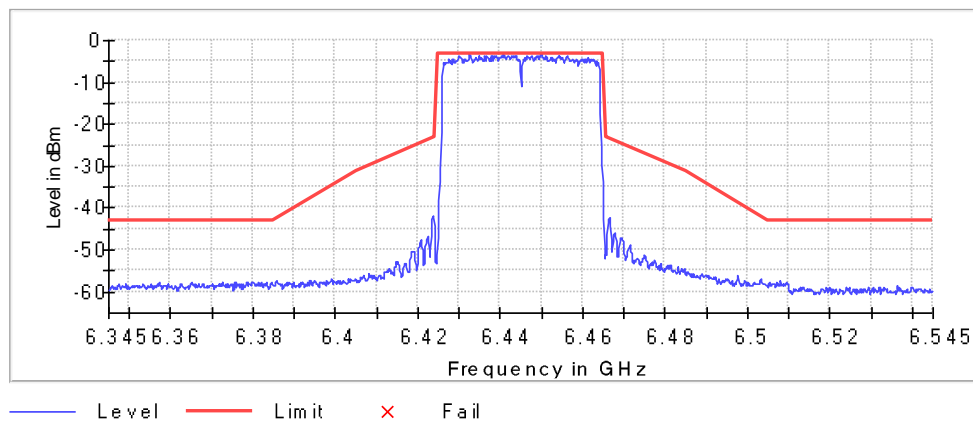
Inband Peak

Frequency (MHz)	Level (dBm)
6449.951238	-3.3

Measurements

Frequency (MHz)	Level (dBm)	Margin (dB)	Limit (dBm)	Result
6449.801200	-3.3	0.0	-3.3	PASS
6440.798950	-3.4	0.1	-3.3	PASS
6432.546887	-3.4	0.1	-3.3	PASS
6451.151538	-3.5	0.2	-3.3	PASS
6441.999250	-3.5	0.2	-3.3	PASS
6443.649662	-3.5	0.2	-3.3	PASS
6436.297824	-3.5	0.3	-3.3	PASS
6454.152288	-3.5	0.3	-3.3	PASS
6441.849212	-3.5	0.3	-3.3	PASS
6447.700675	-3.6	0.3	-3.3	PASS
6447.550638	-3.6	0.3	-3.3	PASS
6440.948987	-3.6	0.3	-3.3	PASS
6438.098275	-3.6	0.3	-3.3	PASS
6442.899475	-3.6	0.4	-3.3	PASS
6448.750938	-3.7	0.4	-3.3	PASS

In Band



Measurement 1

Setting	Instrument Value	Target Value
Start Frequency	6.34500 GHz	6.34500 GHz
Stop Frequency	6.54500 GHz	6.54500 GHz
Span	200.000 MHz	200.000 MHz
RBW	300.000 kHz	~ 400.000 kHz
VBW	1.000 MHz	~ 900.000 kHz
SweepPoints	1333	~ 1333
Sweeptime	1.340 ms	AUTO
Reference Level	0.000 dBm	0.000 dBm
Attenuation	10.000 dB	AUTO
Detector	RMS	RMS
SweepCount	100	100
Filter	3 dB	3 dB
Trace Mode	Average Power	Average Power
Sweeptype	Sweep	Sweep
Preamp	off	off

In-Band Emissions(3) (6445 MHz; 11ax40 (40 MHz))

Result

DUT Frequency (MHz)	Result
6445.000000	PASS

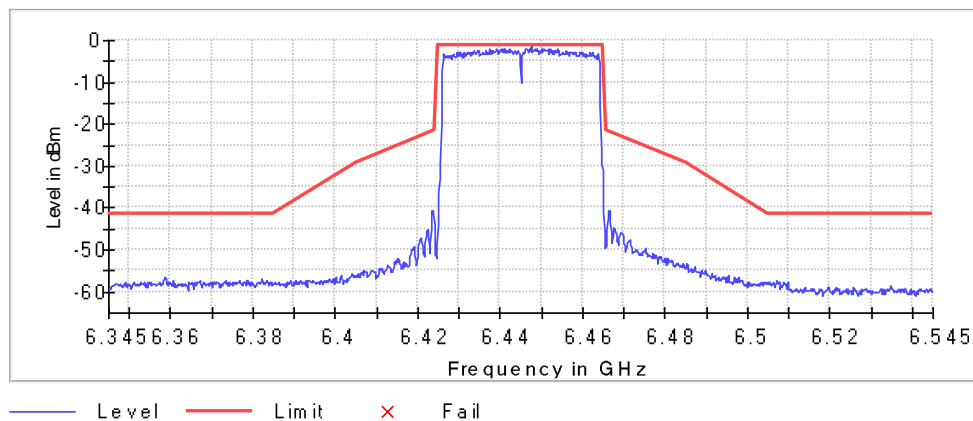
Inband Peak

Frequency (MHz)	Level (dBm)
6447.550638	-1.4

Measurements

Frequency (MHz)	Level (dBm)	Margin (dB)	Limit (dBm)	Result
6447.550638	-1.4	0.0	-1.4	PASS
6446.200300	-1.9	0.5	-1.4	PASS
6450.551388	-1.9	0.5	-1.4	PASS
6450.701425	-1.9	0.5	-1.4	PASS
6448.900975	-2.0	0.6	-1.4	PASS
6447.400600	-2.0	0.6	-1.4	PASS
6446.500375	-2.0	0.6	-1.4	PASS
6450.101275	-2.0	0.6	-1.4	PASS
6440.648912	-2.1	0.7	-1.4	PASS
6441.099025	-2.1	0.7	-1.4	PASS
6437.498125	-2.1	0.7	-1.4	PASS
6442.149287	-2.1	0.7	-1.4	PASS
6446.350338	-2.1	0.7	-1.4	PASS
6451.601650	-2.1	0.7	-1.4	PASS
6448.450863	-2.1	0.7	-1.4	PASS

In Band



Measurement 1

Setting	Instrument Value	Target Value
Start Frequency	6.34500 GHz	6.34500 GHz
Stop Frequency	6.54500 GHz	6.54500 GHz
Span	200.000 MHz	200.000 MHz
RBW	300.000 kHz	~ 400.000 kHz
VBW	1.000 MHz	~ 900.000 kHz
SweepPoints	1333	~ 1333
Sweeptime	1.340 ms	AUTO
Reference Level	0.000 dBm	0.000 dBm
Attenuation	10.000 dB	AUTO
Detector	RMS	RMS
SweepCount	100	100
Filter	3 dB	3 dB
Trace Mode	Average Power	Average Power
Sweeptype	Sweep	Sweep
Preamp	off	off

In-Band Emissions(4) (6445 MHz; 11ax40 (40 MHz))

Result

DUT Frequency (MHz)	Result
6445.000000	PASS

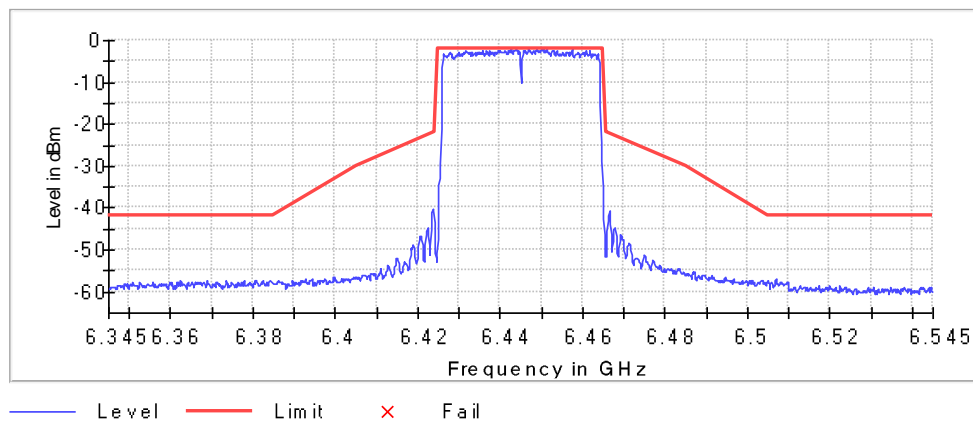
Inband Peak

Frequency (MHz)	Level (dBm)
6442.599400	-2.0

Measurements

Frequency (MHz)	Level (dBm)	Margin (dB)	Limit (dBm)	Result
6446.800450	-2.0	0.0	-2.0	PASS
6449.951238	-2.1	0.0	-2.0	PASS
6448.900975	-2.1	0.0	-2.0	PASS
6443.799700	-2.1	0.1	-2.0	PASS
6451.301575	-2.1	0.1	-2.0	PASS
6450.401350	-2.1	0.1	-2.0	PASS
6457.453113	-2.2	0.1	-2.0	PASS
6443.349587	-2.2	0.2	-2.0	PASS
6443.649662	-2.2	0.2	-2.0	PASS
6443.499625	-2.2	0.2	-2.0	PASS
6441.999250	-2.3	0.2	-2.0	PASS
6446.650413	-2.3	0.3	-2.0	PASS
6449.051013	-2.3	0.3	-2.0	PASS
6439.598650	-2.3	0.3	-2.0	PASS
6449.801200	-2.3	0.3	-2.0	PASS

In Band



Measurement 1

Setting	Instrument Value	Target Value
Start Frequency	6.34500 GHz	6.34500 GHz
Stop Frequency	6.54500 GHz	6.54500 GHz
Span	200.000 MHz	200.000 MHz
RBW	300.000 kHz	~ 400.000 kHz
VBW	1.000 MHz	~ 900.000 kHz
SweepPoints	1333	~ 1333
Sweeptime	1.340 ms	AUTO
Reference Level	0.000 dBm	0.000 dBm
Attenuation	10.000 dB	AUTO
Detector	RMS	RMS
SweepCount	100	100
Filter	3 dB	3 dB
Trace Mode	Average Power	Average Power
Sweeptype	Sweep	Sweep
Preamp	off	off

In-Band Emissions(1) (6485 MHz; 11ax40 (40 MHz))

Result

DUT Frequency (MHz)	Result
6485.000000	PASS

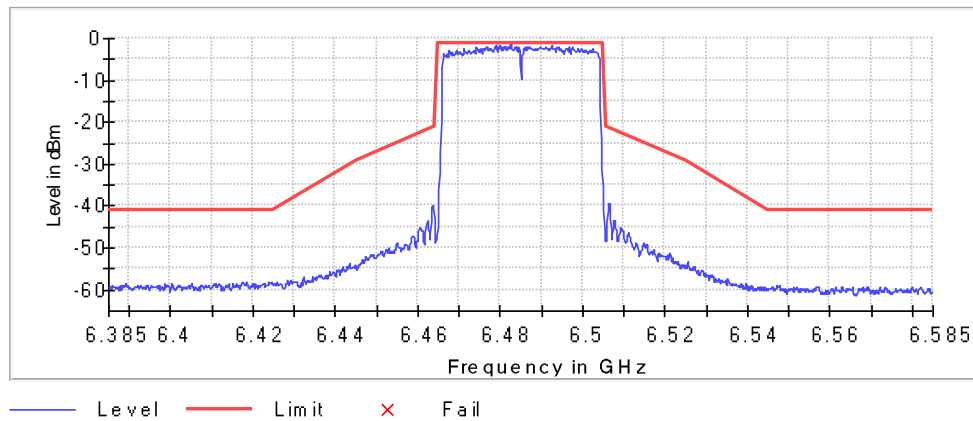
Inband Peak

Frequency (MHz)	Level (dBm)
6482.599400	-1.2

Measurements

Frequency (MHz)	Level (dBm)	Margin (dB)	Limit (dBm)	Result
6482.449362	-1.5	0.3	-1.2	PASS
6492.501875	-1.6	0.4	-1.2	PASS
6478.998500	-1.7	0.5	-1.2	PASS
6482.749437	-1.8	0.6	-1.2	PASS
6480.048762	-1.8	0.6	-1.2	PASS
6486.800450	-1.8	0.6	-1.2	PASS
6484.549887	-1.8	0.6	-1.2	PASS
6491.151538	-1.9	0.7	-1.2	PASS
6496.702926	-1.9	0.7	-1.2	PASS
6480.948987	-1.9	0.7	-1.2	PASS
6497.453113	-1.9	0.7	-1.2	PASS
6489.651163	-2.0	0.8	-1.2	PASS
6481.399100	-2.0	0.8	-1.2	PASS
6480.798950	-2.0	0.8	-1.2	PASS
6486.050263	-2.0	0.8	-1.2	PASS

In Band



Measurement 1

Setting	Instrument Value	Target Value
Start Frequency	6.38500 GHz	6.38500 GHz
Stop Frequency	6.58500 GHz	6.58500 GHz
Span	200.000 MHz	200.000 MHz
RBW	300.000 kHz	~ 400.000 kHz
VBW	1.000 MHz	~ 900.000 kHz
SweepPoints	1333	~ 1333
Sweeptime	1.340 ms	AUTO
Reference Level	0.000 dBm	0.000 dBm
Attenuation	10.000 dB	AUTO
Detector	RMS	RMS
SweepCount	100	100
Filter	3 dB	3 dB
Trace Mode	Average Power	Average Power
Sweeptype	Sweep	Sweep
Preamp	off	off

In-Band Emissions(2) (6485 MHz; 11ax40 (40 MHz))

Result

DUT Frequency (MHz)	Result
6485.000000	PASS

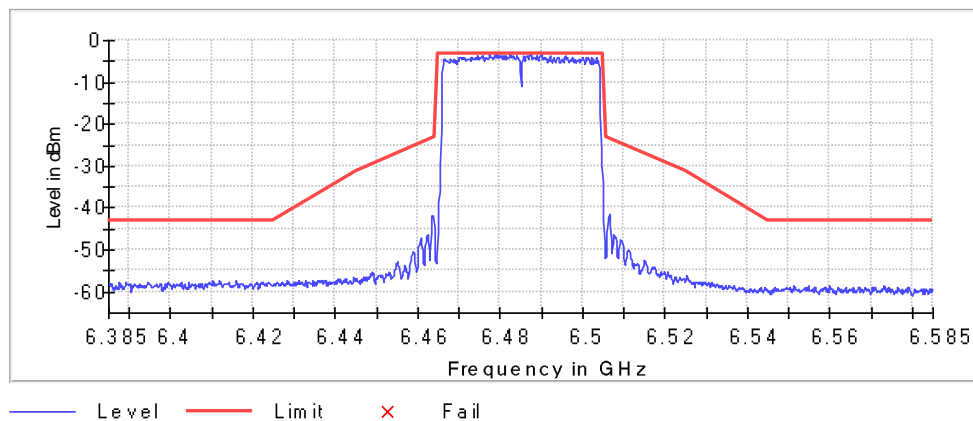
Inband Peak

Frequency (MHz)	Level (dBm)
6489.951238	-3.1

Measurements

Frequency (MHz)	Level (dBm)	Margin (dB)	Limit (dBm)	Result
6489.951238	-3.1	0.0	-3.1	PASS
6482.449362	-3.3	0.1	-3.1	PASS
6479.448612	-3.3	0.2	-3.1	PASS
6487.400600	-3.4	0.3	-3.1	PASS
6478.848462	-3.4	0.3	-3.1	PASS
6477.348087	-3.4	0.3	-3.1	PASS
6487.550638	-3.5	0.3	-3.1	PASS
6482.599400	-3.5	0.3	-3.1	PASS
6480.048762	-3.5	0.4	-3.1	PASS
6478.998500	-3.6	0.4	-3.1	PASS
6487.250563	-3.6	0.4	-3.1	PASS
6486.350338	-3.6	0.4	-3.1	PASS
6485.750188	-3.6	0.5	-3.1	PASS
6488.900975	-3.6	0.5	-3.1	PASS
6480.798950	-3.6	0.5	-3.1	PASS

In Band



Measurement 1

Setting	Instrument Value	Target Value
Start Frequency	6.38500 GHz	6.38500 GHz
Stop Frequency	6.58500 GHz	6.58500 GHz
Span	200.000 MHz	200.000 MHz
RBW	300.000 kHz	~ 400.000 kHz
VBW	1.000 MHz	~ 900.000 kHz
SweepPoints	1333	~ 1333
Sweeptime	1.340 ms	AUTO
Reference Level	0.000 dBm	0.000 dBm
Attenuation	10.000 dB	AUTO
Detector	RMS	RMS
SweepCount	100	100
Filter	3 dB	3 dB
Trace Mode	Average Power	Average Power
Sweeptype	Sweep	Sweep
Preamp	off	off

In-Band Emissions(3) (6485 MHz; 11ax40 (40 MHz))

Result

DUT Frequency (MHz)	Result
6485.000000	PASS

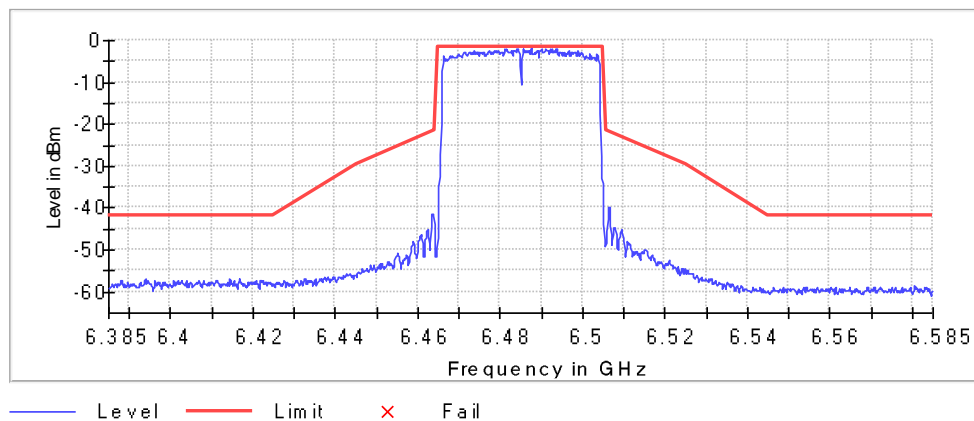
Inband Peak

Frequency (MHz)	Level (dBm)
6487.550638	-1.7

Measurements

Frequency (MHz)	Level (dBm)	Margin (dB)	Limit (dBm)	Result
6492.501875	-1.8	0.1	-1.7	PASS
6491.151538	-1.8	0.1	-1.7	PASS
6484.249812	-1.9	0.2	-1.7	PASS
6481.099025	-1.9	0.2	-1.7	PASS
6492.651913	-2.0	0.2	-1.7	PASS
6493.702176	-2.0	0.3	-1.7	PASS
6485.600150	-2.0	0.3	-1.7	PASS
6490.101275	-2.1	0.4	-1.7	PASS
6492.051763	-2.1	0.4	-1.7	PASS
6491.001500	-2.1	0.4	-1.7	PASS
6489.951238	-2.1	0.4	-1.7	PASS
6493.552138	-2.2	0.4	-1.7	PASS
6481.249062	-2.2	0.5	-1.7	PASS
6481.699175	-2.2	0.5	-1.7	PASS
6484.099775	-2.2	0.5	-1.7	PASS

In Band



Measurement 1

Setting	Instrument Value	Target Value
Start Frequency	6.38500 GHz	6.38500 GHz
Stop Frequency	6.58500 GHz	6.58500 GHz
Span	200.000 MHz	200.000 MHz
RBW	300.000 kHz	~ 400.000 kHz
VBW	1.000 MHz	~ 900.000 kHz
SweepPoints	1333	~ 1333
Sweeptime	1.340 ms	AUTO
Reference Level	0.000 dBm	0.000 dBm
Attenuation	10.000 dB	AUTO
Detector	RMS	RMS
SweepCount	100	100
Filter	3 dB	3 dB
Trace Mode	Average Power	Average Power
Sweeptype	Sweep	Sweep
Preamp	off	off

In-Band Emissions(4) (6485 MHz; 11ax40 (40 MHz))

Result

DUT Frequency (MHz)	Result
6485.000000	PASS

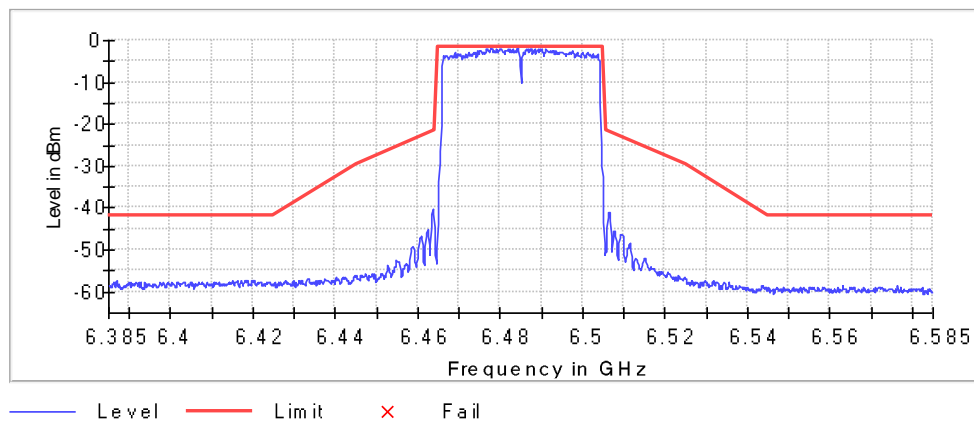
Inband Peak

Frequency (MHz)	Level (dBm)
6477.798200	-1.7

Measurements

Frequency (MHz)	Level (dBm)	Margin (dB)	Limit (dBm)	Result
6484.249812	-1.8	0.1	-1.7	PASS
6477.648162	-1.8	0.1	-1.7	PASS
6480.198800	-1.9	0.2	-1.7	PASS
6484.099775	-1.9	0.3	-1.7	PASS
6479.148537	-1.9	0.3	-1.7	PASS
6477.948237	-2.0	0.3	-1.7	PASS
6487.550638	-2.0	0.3	-1.7	PASS
6487.250563	-2.0	0.3	-1.7	PASS
6480.048762	-2.0	0.3	-1.7	PASS
6487.400600	-2.0	0.3	-1.7	PASS
6480.348837	-2.0	0.4	-1.7	PASS
6483.049512	-2.1	0.4	-1.7	PASS
6478.098275	-2.1	0.4	-1.7	PASS
6476.747937	-2.1	0.5	-1.7	PASS
6486.650413	-2.1	0.5	-1.7	PASS

In Band



Measurement 1

Setting	Instrument Value	Target Value
Start Frequency	6.38500 GHz	6.38500 GHz
Stop Frequency	6.58500 GHz	6.58500 GHz
Span	200.000 MHz	200.000 MHz
RBW	300.000 kHz	~ 400.000 kHz
VBW	1.000 MHz	~ 900.000 kHz
SweepPoints	1333	~ 1333
Sweeptime	1.340 ms	AUTO
Reference Level	0.000 dBm	0.000 dBm
Attenuation	10.000 dB	AUTO
Detector	RMS	RMS
SweepCount	100	100
Filter	3 dB	3 dB
Trace Mode	Average Power	Average Power
Sweeptype	Sweep	Sweep
Preamp	off	off

In-Band Emissions(1) (6525 MHz; 11ax40 (40 MHz))

Result

DUT Frequency (MHz)	Result
6525.000000	PASS

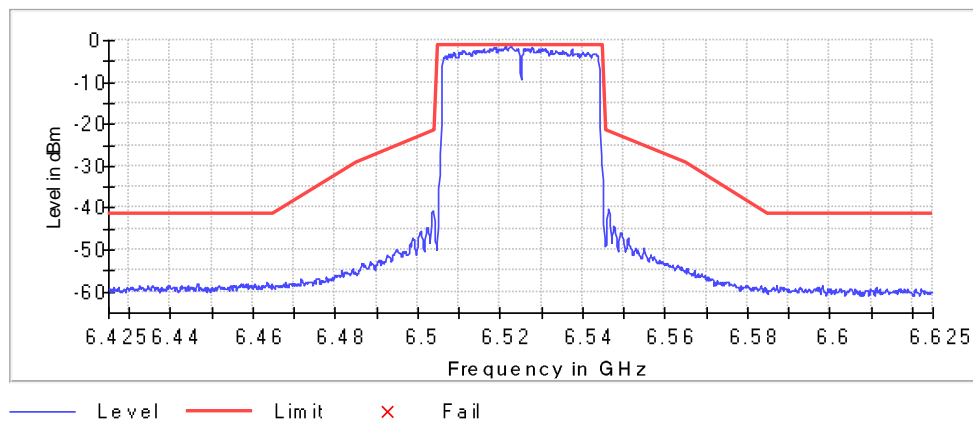
Inband Peak

Frequency (MHz)	Level (dBm)
6522.599400	-1.3

Measurements

Frequency (MHz)	Level (dBm)	Margin (dB)	Limit (dBm)	Result
6521.399100	-1.4	0.0	-1.3	PASS
6527.850713	-1.5	0.1	-1.3	PASS
6518.998500	-1.5	0.2	-1.3	PASS
6521.099025	-1.5	0.2	-1.3	PASS
6527.700675	-1.5	0.2	-1.3	PASS
6522.299325	-1.6	0.2	-1.3	PASS
6522.149287	-1.6	0.2	-1.3	PASS
6522.899475	-1.6	0.3	-1.3	PASS
6522.449362	-1.6	0.3	-1.3	PASS
6518.548387	-1.6	0.3	-1.3	PASS
6521.549137	-1.7	0.4	-1.3	PASS
6521.249062	-1.8	0.4	-1.3	PASS
6518.848462	-1.8	0.5	-1.3	PASS
6522.749437	-1.8	0.5	-1.3	PASS
6520.948987	-1.8	0.5	-1.3	PASS

In Band



Measurement 1

Setting	Instrument Value	Target Value
Start Frequency	6.42500 GHz	6.42500 GHz
Stop Frequency	6.62500 GHz	6.62500 GHz
Span	200.000 MHz	200.000 MHz
RBW	300.000 kHz	~ 400.000 kHz
VBW	1.000 MHz	~ 900.000 kHz
SweepPoints	1333	~ 1333
Sweeptime	1.340 ms	AUTO
Reference Level	0.000 dBm	0.000 dBm
Attenuation	10.000 dB	AUTO
Detector	RMS	RMS
SweepCount	100	100
Filter	3 dB	3 dB
Trace Mode	Average Power	Average Power
Sweeptype	Sweep	Sweep
Preamp	off	off

In-Band Emissions(2) (6525 MHz; 11ax40 (40 MHz))

Result

DUT Frequency (MHz)	Result
6525.000000	PASS

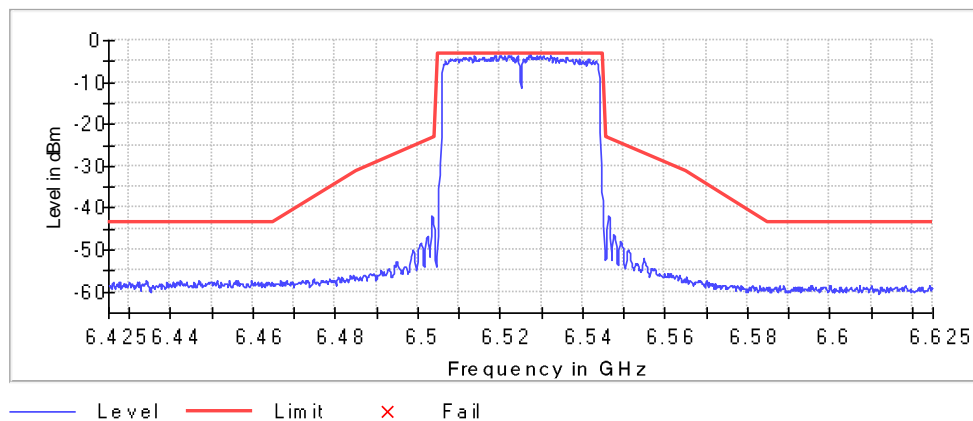
Inband Peak

Frequency (MHz)	Level (dBm)
6527.250563	-3.3

Measurements

Frequency (MHz)	Level (dBm)	Margin (dB)	Limit (dBm)	Result
6527.400600	-3.4	0.1	-3.3	PASS
6519.898725	-3.5	0.2	-3.3	PASS
6532.201800	-3.5	0.2	-3.3	PASS
6522.599400	-3.6	0.3	-3.3	PASS
6524.249812	-3.7	0.4	-3.3	PASS
6520.198800	-3.7	0.4	-3.3	PASS
6530.401350	-3.7	0.4	-3.3	PASS
6526.950488	-3.7	0.4	-3.3	PASS
6518.698425	-3.7	0.4	-3.3	PASS
6521.249062	-3.7	0.4	-3.3	PASS
6521.999250	-3.7	0.4	-3.3	PASS
6529.651163	-3.8	0.5	-3.3	PASS
6513.747187	-3.8	0.5	-3.3	PASS
6529.051013	-3.8	0.5	-3.3	PASS
6520.048762	-3.8	0.5	-3.3	PASS

In Band



Measurement 1

Setting	Instrument Value	Target Value
Start Frequency	6.42500 GHz	6.42500 GHz
Stop Frequency	6.62500 GHz	6.62500 GHz
Span	200.000 MHz	200.000 MHz
RBW	300.000 kHz	~ 400.000 kHz
VBW	1.000 MHz	~ 900.000 kHz
SweepPoints	1333	~ 1333
Sweeptime	1.340 ms	AUTO
Reference Level	0.000 dBm	0.000 dBm
Attenuation	10.000 dB	AUTO
Detector	RMS	RMS
SweepCount	100	100
Filter	3 dB	3 dB
Trace Mode	Average Power	Average Power
Sweeptype	Sweep	Sweep
Preamp	off	off

In-Band Emissions(3) (6525 MHz; 11ax40 (40 MHz))

Result

DUT Frequency (MHz)	Result
6525.000000	PASS

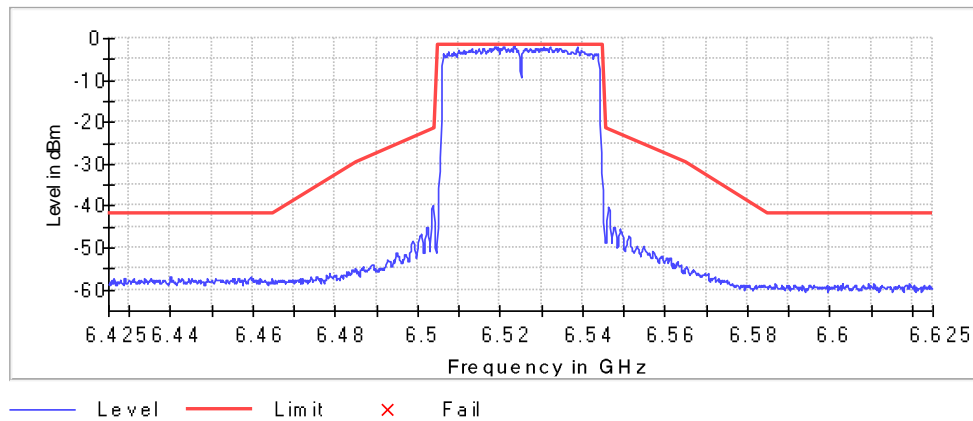
Inband Peak

Frequency (MHz)	Level (dBm)
6523.499625	-1.7

Measurements

Frequency (MHz)	Level (dBm)	Margin (dB)	Limit (dBm)	Result
6523.349587	-1.9	0.1	-1.7	PASS
6518.848462	-2.0	0.2	-1.7	PASS
6519.598650	-2.1	0.3	-1.7	PASS
6530.551388	-2.1	0.4	-1.7	PASS
6530.701425	-2.1	0.4	-1.7	PASS
6520.948987	-2.2	0.4	-1.7	PASS
6532.051763	-2.2	0.4	-1.7	PASS
6532.201800	-2.2	0.5	-1.7	PASS
6520.798950	-2.2	0.5	-1.7	PASS
6538.653413	-2.2	0.5	-1.7	PASS
6518.698425	-2.2	0.5	-1.7	PASS
6529.351088	-2.2	0.5	-1.7	PASS
6534.302326	-2.2	0.5	-1.7	PASS
6534.602401	-2.3	0.5	-1.7	PASS
6529.201050	-2.3	0.5	-1.7	PASS

In Band



Measurement 1

Setting	Instrument Value	Target Value
Start Frequency	6.42500 GHz	6.42500 GHz
Stop Frequency	6.62500 GHz	6.62500 GHz
Span	200.000 MHz	200.000 MHz
RBW	300.000 kHz	~ 400.000 kHz
VBW	1.000 MHz	~ 900.000 kHz
SweepPoints	1333	~ 1333
Sweeptime	1.340 ms	AUTO
Reference Level	0.000 dBm	0.000 dBm
Attenuation	10.000 dB	AUTO
Detector	RMS	RMS
SweepCount	100	100
Filter	3 dB	3 dB
Trace Mode	Average Power	Average Power
Sweeptype	Sweep	Sweep
Preamp	off	off

In-Band Emissions(4) (6525 MHz; 11ax40 (40 MHz))

Result

DUT Frequency (MHz)	Result
6525.000000	PASS

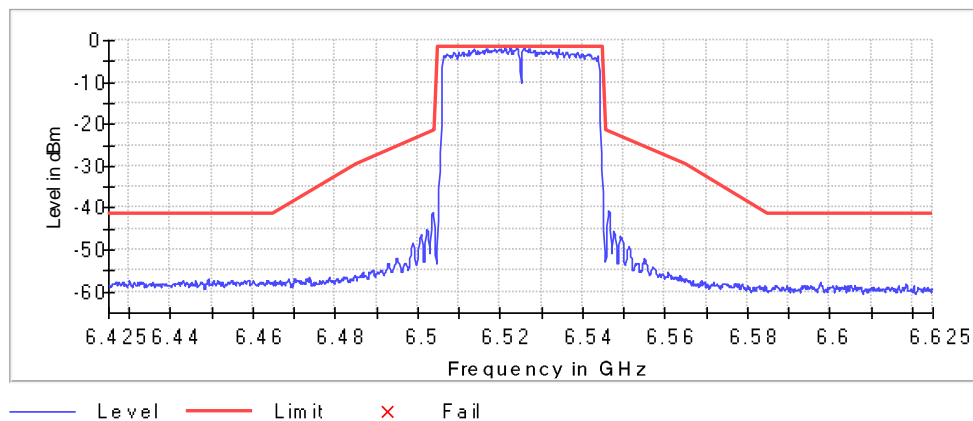
Inband Peak

Frequency (MHz)	Level (dBm)
6525.900225	-1.6

Measurements

Frequency (MHz)	Level (dBm)	Margin (dB)	Limit (dBm)	Result
6521.099025	-1.7	0.1	-1.6	PASS
6522.449362	-1.8	0.1	-1.6	PASS
6523.949737	-1.8	0.2	-1.6	PASS
6525.450113	-1.9	0.2	-1.6	PASS
6521.249062	-1.9	0.2	-1.6	PASS
6524.099775	-1.9	0.2	-1.6	PASS
6525.750188	-1.9	0.3	-1.6	PASS
6518.698425	-1.9	0.3	-1.6	PASS
6516.747937	-1.9	0.3	-1.6	PASS
6527.100525	-2.0	0.4	-1.6	PASS
6516.897974	-2.0	0.4	-1.6	PASS
6534.152288	-2.0	0.4	-1.6	PASS
6526.050263	-2.0	0.4	-1.6	PASS
6521.549137	-2.1	0.4	-1.6	PASS
6524.399850	-2.1	0.5	-1.6	PASS

In Band



Measurement 1

Setting	Instrument Value	Target Value
Start Frequency	6.42500 GHz	6.42500 GHz
Stop Frequency	6.62500 GHz	6.62500 GHz
Span	200.000 MHz	200.000 MHz
RBW	300.000 kHz	~ 400.000 kHz
VBW	1.000 MHz	~ 900.000 kHz
SweepPoints	1333	~ 1333
Sweeptime	1.340 ms	AUTO
Reference Level	0.000 dBm	0.000 dBm
Attenuation	10.000 dB	AUTO
Detector	RMS	RMS
SweepCount	100	100
Filter	3 dB	3 dB
Trace Mode	Average Power	Average Power
Sweeptype	Sweep	Sweep
Preamp	off	off

In-Band Emissions(1) (6565 MHz; 11ax40 (40 MHz))

Result

DUT Frequency (MHz)	Result
6565.000000	PASS

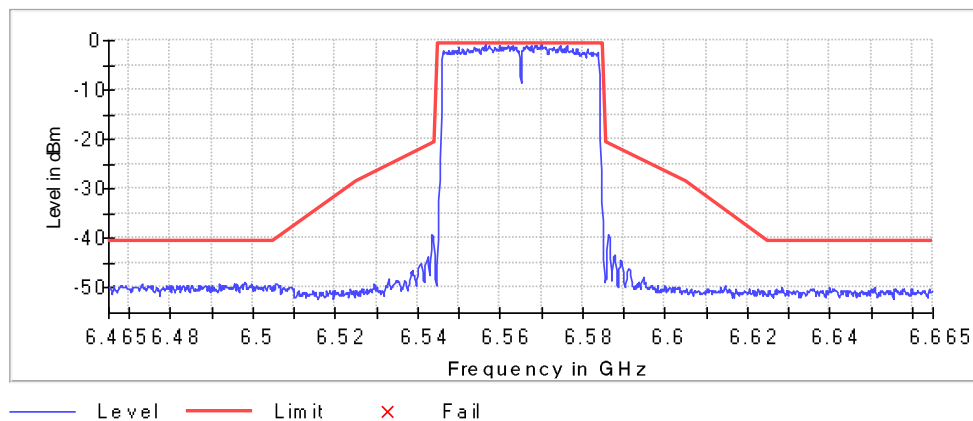
Inband Peak

Frequency (MHz)	Level (dBm)
6556.447862	-0.7

Measurements

Frequency (MHz)	Level (dBm)	Margin (dB)	Limit (dBm)	Result
6556.447862	-0.7	0.0	-0.7	PASS
6569.951238	-0.8	0.1	-0.7	PASS
6559.898725	-0.9	0.2	-0.7	PASS
6566.350338	-0.9	0.2	-0.7	PASS
6569.801200	-0.9	0.2	-0.7	PASS
6568.300825	-1.0	0.3	-0.7	PASS
6568.750938	-1.0	0.3	-0.7	PASS
6567.700675	-1.0	0.3	-0.7	PASS
6567.550638	-1.1	0.4	-0.7	PASS
6561.999250	-1.1	0.4	-0.7	PASS
6556.597899	-1.2	0.5	-0.7	PASS
6563.049512	-1.2	0.5	-0.7	PASS
6568.600900	-1.2	0.5	-0.7	PASS
6557.198050	-1.2	0.5	-0.7	PASS
6574.602401	-1.2	0.5	-0.7	PASS

In Band



Measurement 1

Setting	Instrument Value	Target Value
Start Frequency	6.46500 GHz	6.46500 GHz
Stop Frequency	6.66500 GHz	6.66500 GHz
Span	200.000 MHz	200.000 MHz
RBW	300.000 kHz	~ 400.000 kHz
VBW	1.000 MHz	~ 900.000 kHz
SweepPoints	1333	~ 1333
Sweeptime	1.340 ms	AUTO
Reference Level	10.000 dBm	0.000 dBm
Attenuation	20.000 dB	AUTO
Detector	RMS	RMS
SweepCount	100	100
Filter	3 dB	3 dB
Trace Mode	Average Power	Average Power
Sweeptype	Sweep	Sweep
Preamp	off	off

In-Band Emissions(2) (6565 MHz; 11ax40 (40 MHz))

Result

DUT Frequency (MHz)	Result
6565.000000	PASS

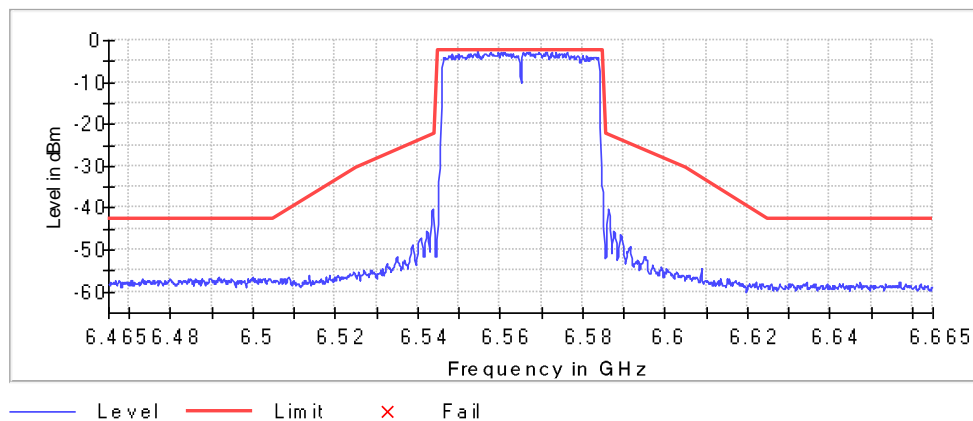
Inband Peak

Frequency (MHz)	Level (dBm)
6554.647412	-2.5

Measurements

Frequency (MHz)	Level (dBm)	Margin (dB)	Limit (dBm)	Result
6561.099025	-2.7	0.2	-2.5	PASS
6559.448612	-2.8	0.3	-2.5	PASS
6571.151538	-2.8	0.3	-2.5	PASS
6566.350338	-2.8	0.3	-2.5	PASS
6571.301575	-2.8	0.4	-2.5	PASS
6569.351088	-2.9	0.4	-2.5	PASS
6576.252813	-2.9	0.4	-2.5	PASS
6567.100525	-2.9	0.4	-2.5	PASS
6566.950488	-2.9	0.4	-2.5	PASS
6566.500375	-3.0	0.5	-2.5	PASS
6565.600150	-3.0	0.5	-2.5	PASS
6560.198800	-3.0	0.5	-2.5	PASS
6561.249062	-3.0	0.5	-2.5	PASS
6560.798950	-3.0	0.5	-2.5	PASS
6569.501125	-3.0	0.5	-2.5	PASS

In Band



Measurement 1

Setting	Instrument Value	Target Value
Start Frequency	6.46500 GHz	6.46500 GHz
Stop Frequency	6.66500 GHz	6.66500 GHz
Span	200.000 MHz	200.000 MHz
RBW	300.000 kHz	~ 400.000 kHz
VBW	1.000 MHz	~ 900.000 kHz
SweepPoints	1333	~ 1333
Sweeptime	1.340 ms	AUTO
Reference Level	0.000 dBm	0.000 dBm
Attenuation	10.000 dB	AUTO
Detector	RMS	RMS
SweepCount	100	100
Filter	3 dB	3 dB
Trace Mode	Average Power	Average Power
Sweeptype	Sweep	Sweep
Preamp	off	off

In-Band Emissions(3) (6565 MHz; 11ax40 (40 MHz))

Result

DUT Frequency (MHz)	Result
6565.000000	PASS

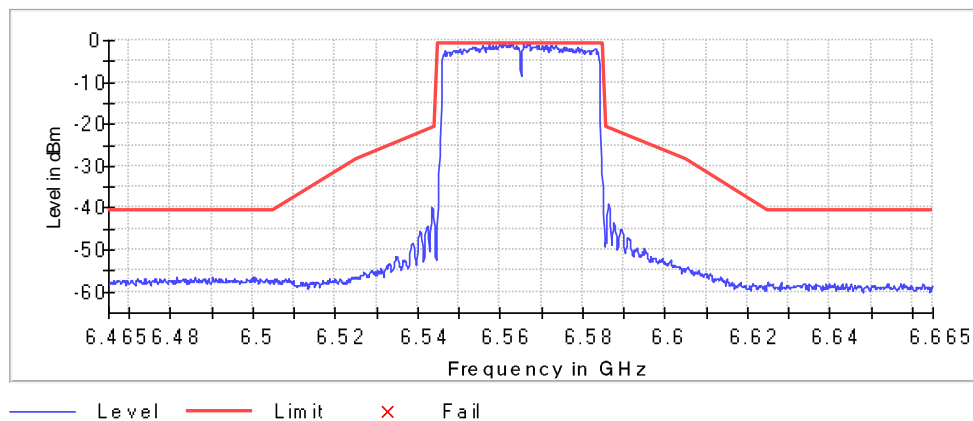
Inband Peak

Frequency (MHz)	Level (dBm)
6560.048762	-0.6

Measurements

Frequency (MHz)	Level (dBm)	Margin (dB)	Limit (dBm)	Result
6560.048762	-0.6	0.0	-0.6	PASS
6563.049512	-0.6	0.0	-0.6	PASS
6557.348087	-0.7	0.1	-0.6	PASS
6565.750188	-0.8	0.2	-0.6	PASS
6561.249062	-0.8	0.2	-0.6	PASS
6561.099025	-0.9	0.3	-0.6	PASS
6560.798950	-0.9	0.3	-0.6	PASS
6567.100525	-0.9	0.3	-0.6	PASS
6566.650413	-0.9	0.3	-0.6	PASS
6562.149287	-1.0	0.3	-0.6	PASS
6562.899475	-1.0	0.4	-0.6	PASS
6566.500375	-1.0	0.4	-0.6	PASS
6558.848462	-1.0	0.4	-0.6	PASS
6559.898725	-1.0	0.4	-0.6	PASS
6560.948987	-1.0	0.4	-0.6	PASS

In Band



Measurement 1

Setting	Instrument Value	Target Value
Start Frequency	6.46500 GHz	6.46500 GHz
Stop Frequency	6.66500 GHz	6.66500 GHz
Span	200.000 MHz	200.000 MHz
RBW	300.000 kHz	~ 400.000 kHz
VBW	1.000 MHz	~ 900.000 kHz
SweepPoints	1333	~ 1333
Sweeptime	1.340 ms	AUTO
Reference Level	0.000 dBm	0.000 dBm
Attenuation	10.000 dB	AUTO
Detector	RMS	RMS
SweepCount	100	100
Filter	3 dB	3 dB
Trace Mode	Average Power	Average Power
Sweeptype	Sweep	Sweep
Preamp	off	off

In-Band Emissions(4) (6565 MHz; 11ax40 (40 MHz))

Result

DUT Frequency (MHz)	Result
6565.000000	PASS

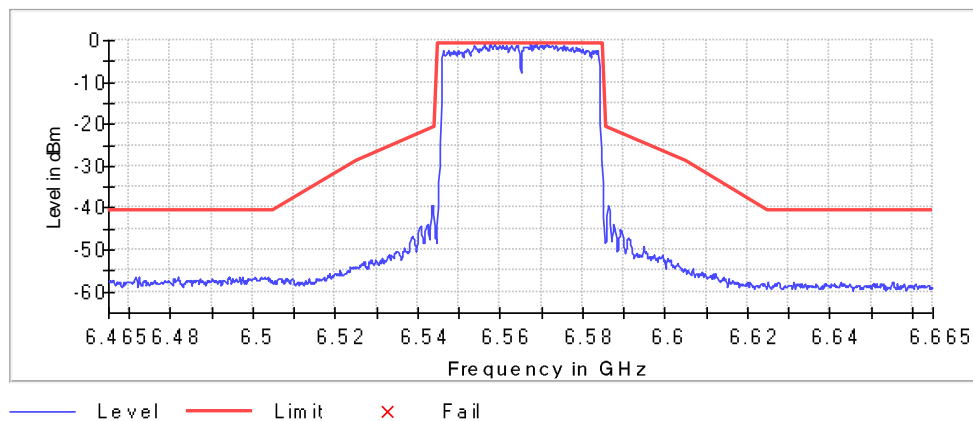
Inband Peak

Frequency (MHz)	Level (dBm)
6556.297824	-0.6

Measurements

Frequency (MHz)	Level (dBm)	Margin (dB)	Limit (dBm)	Result
6571.301575	-0.8	0.1	-0.6	PASS
6558.698425	-0.8	0.1	-0.6	PASS
6568.600900	-0.8	0.1	-0.6	PASS
6568.750938	-0.8	0.2	-0.6	PASS
6557.648162	-0.9	0.2	-0.6	PASS
6556.147787	-0.9	0.3	-0.6	PASS
6567.400600	-1.0	0.3	-0.6	PASS
6572.651913	-1.0	0.4	-0.6	PASS
6557.498125	-1.0	0.4	-0.6	PASS
6569.651163	-1.1	0.4	-0.6	PASS
6562.899475	-1.1	0.4	-0.6	PASS
6571.451613	-1.1	0.5	-0.6	PASS
6572.801950	-1.1	0.5	-0.6	PASS
6560.048762	-1.1	0.5	-0.6	PASS
6563.799700	-1.1	0.5	-0.6	PASS

In Band



Measurement 1

Setting	Instrument Value	Target Value
Start Frequency	6.46500 GHz	6.46500 GHz
Stop Frequency	6.66500 GHz	6.66500 GHz
Span	200.000 MHz	200.000 MHz
RBW	300.000 kHz	~ 400.000 kHz
VBW	1.000 MHz	~ 900.000 kHz
SweepPoints	1333	~ 1333
Sweeptime	1.340 ms	AUTO
Reference Level	0.000 dBm	0.000 dBm
Attenuation	10.000 dB	AUTO
Detector	RMS	RMS
SweepCount	100	100
Filter	3 dB	3 dB
Trace Mode	Average Power	Average Power
Sweeptype	Sweep	Sweep
Preamp	off	off

In-Band Emissions(1) (6685 MHz; 11ax40 (40 MHz))

Result

DUT Frequency (MHz)	Result
6685.000000	PASS

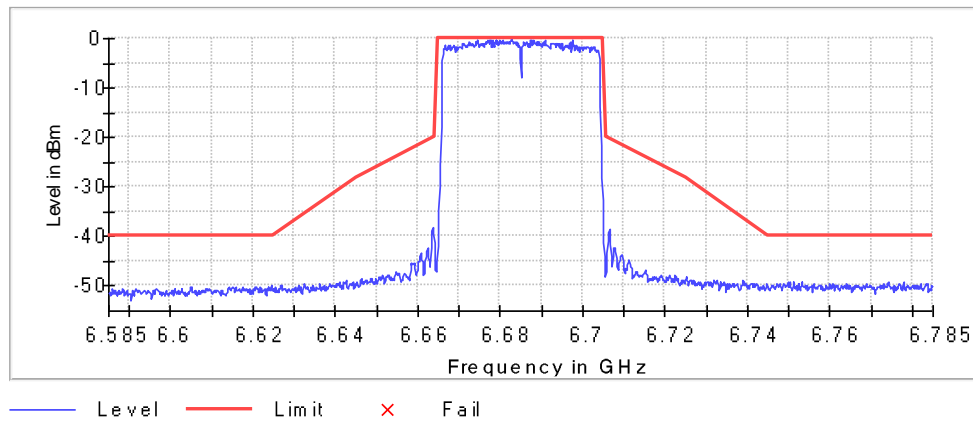
Inband Peak

Frequency (MHz)	Level (dBm)
6682.749437	0.0

Measurements

Frequency (MHz)	Level (dBm)	Margin (dB)	Limit (dBm)	Result
6677.648162	-0.2	0.2	0.0	PASS
6682.599400	-0.2	0.2	0.0	PASS
6697.603151	-0.2	0.2	0.0	PASS
6680.498875	-0.2	0.2	0.0	PASS
6678.848462	-0.4	0.3	0.0	PASS
6688.150788	-0.4	0.3	0.0	PASS
6690.851463	-0.4	0.4	0.0	PASS
6687.400600	-0.4	0.4	0.0	PASS
6682.899475	-0.4	0.4	0.0	PASS
6677.048012	-0.4	0.4	0.0	PASS
6677.498125	-0.4	0.4	0.0	PASS
6679.148537	-0.5	0.4	0.0	PASS
6674.497374	-0.5	0.5	0.0	PASS
6680.048762	-0.5	0.5	0.0	PASS
6687.550638	-0.5	0.5	0.0	PASS

In Band



Measurement 1

Setting	Instrument Value	Target Value
Start Frequency	6.58500 GHz	6.58500 GHz
Stop Frequency	6.78500 GHz	6.78500 GHz
Span	200.000 MHz	200.000 MHz
RBW	300.000 kHz	~ 400.000 kHz
VBW	1.000 MHz	~ 900.000 kHz
SweepPoints	1333	~ 1333
Sweeptime	1.340 ms	AUTO
Reference Level	10.000 dBm	0.000 dBm
Attenuation	20.000 dB	AUTO
Detector	RMS	RMS
SweepCount	100	100
Filter	3 dB	3 dB
Trace Mode	Average Power	Average Power
Sweeptype	Sweep	Sweep
Preamp	off	off

In-Band Emissions(2) (6685 MHz; 11ax40 (40 MHz))

Result

DUT Frequency (MHz)	Result
6685.000000	PASS

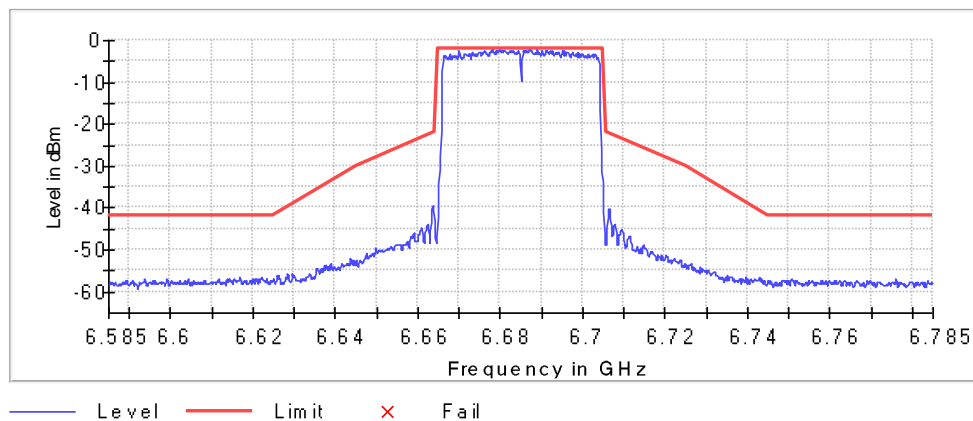
Inband Peak

Frequency (MHz)	Level (dBm)
6678.098275	-2.0

Measurements

Frequency (MHz)	Level (dBm)	Margin (dB)	Limit (dBm)	Result
6680.048762	-2.1	0.1	-2.0	PASS
6689.051013	-2.2	0.2	-2.0	PASS
6687.100525	-2.2	0.2	-2.0	PASS
6680.948987	-2.2	0.2	-2.0	PASS
6679.748687	-2.3	0.2	-2.0	PASS
6691.301575	-2.3	0.2	-2.0	PASS
6686.200300	-2.3	0.3	-2.0	PASS
6684.399850	-2.3	0.3	-2.0	PASS
6677.948237	-2.3	0.3	-2.0	PASS
6680.798950	-2.4	0.3	-2.0	PASS
6687.400600	-2.4	0.3	-2.0	PASS
6695.052513	-2.4	0.3	-2.0	PASS
6680.498875	-2.4	0.3	-2.0	PASS
6687.250563	-2.4	0.3	-2.0	PASS
6681.099025	-2.4	0.3	-2.0	PASS

In Band



Measurement 1

Setting	Instrument Value	Target Value
Start Frequency	6.58500 GHz	6.58500 GHz
Stop Frequency	6.78500 GHz	6.78500 GHz
Span	200.000 MHz	200.000 MHz
RBW	300.000 kHz	~ 400.000 kHz
VBW	1.000 MHz	~ 900.000 kHz
SweepPoints	1333	~ 1333
Sweeptime	1.340 ms	AUTO
Reference Level	0.000 dBm	0.000 dBm
Attenuation	10.000 dB	AUTO
Detector	RMS	RMS
SweepCount	100	100
Filter	3 dB	3 dB
Trace Mode	Average Power	Average Power
Sweeptype	Sweep	Sweep
Preamp	off	off

In-Band Emissions(3) (6685 MHz; 11ax40 (40 MHz))

Result

DUT Frequency (MHz)	Result
6685.000000	PASS

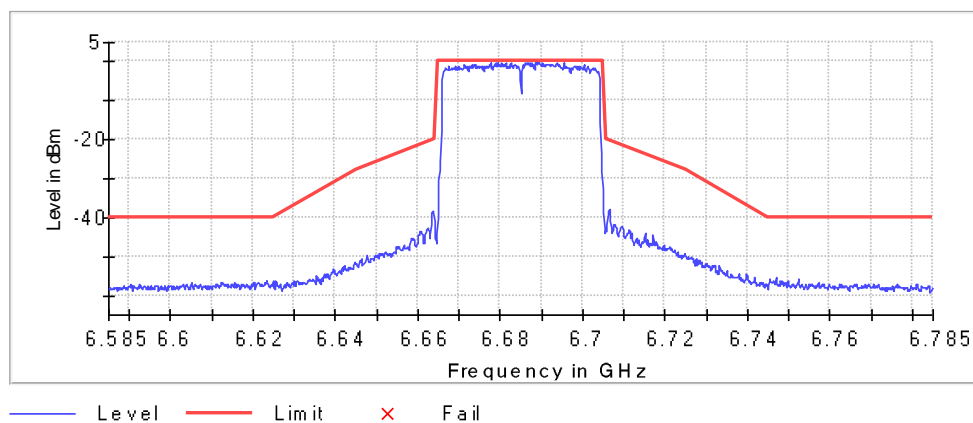
Inband Peak

Frequency (MHz)	Level (dBm)
6688.750938	0.1

Measurements

Frequency (MHz)	Level (dBm)	Margin (dB)	Limit (dBm)	Result
6689.351088	0.0	0.0	0.1	PASS
6689.501125	-0.1	0.1	0.1	PASS
6686.500375	-0.2	0.2	0.1	PASS
6678.998500	-0.2	0.3	0.1	PASS
6688.600900	-0.2	0.3	0.1	PASS
6687.100525	-0.3	0.3	0.1	PASS
6686.650413	-0.3	0.3	0.1	PASS
6679.448612	-0.3	0.3	0.1	PASS
6687.550638	-0.3	0.3	0.1	PASS
6682.599400	-0.3	0.4	0.1	PASS
6689.201050	-0.3	0.4	0.1	PASS
6686.200300	-0.4	0.5	0.1	PASS
6680.348837	-0.4	0.5	0.1	PASS
6678.848462	-0.4	0.5	0.1	PASS
6695.502626	-0.4	0.5	0.1	PASS

In Band



Measurement 1

Setting	Instrument Value	Target Value
Start Frequency	6.58500 GHz	6.58500 GHz
Stop Frequency	6.78500 GHz	6.78500 GHz
Span	200.000 MHz	200.000 MHz
RBW	300.000 kHz	~ 400.000 kHz
VBW	1.000 MHz	~ 900.000 kHz
SweepPoints	1333	~ 1333
Sweeptime	1.340 ms	AUTO
Reference Level	0.000 dBm	0.000 dBm
Attenuation	10.000 dB	AUTO
Detector	RMS	RMS
SweepCount	100	100
Filter	3 dB	3 dB
Trace Mode	Average Power	Average Power
Sweeptype	Sweep	Sweep
Preamp	off	off

In-Band Emissions(4) (6685 MHz; 11ax40 (40 MHz))

Result

DUT Frequency (MHz)	Result
6685.000000	PASS

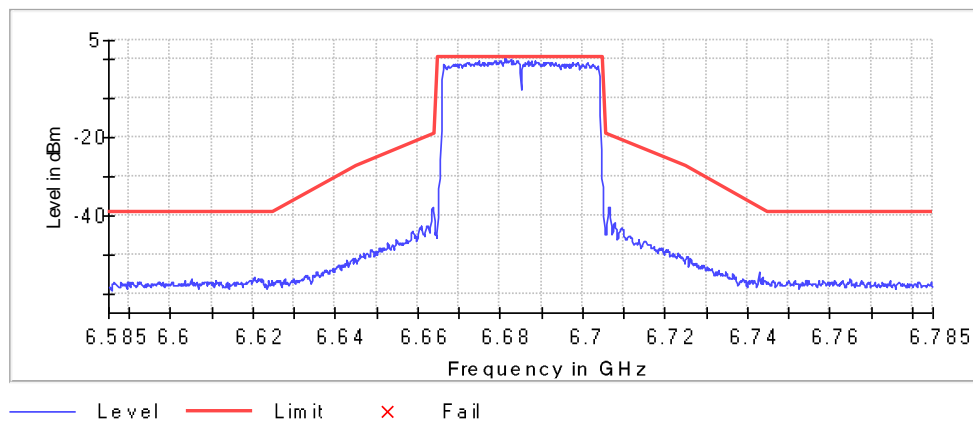
Inband Peak

Frequency (MHz)	Level (dBm)
6681.249062	0.8

Measurements

Frequency (MHz)	Level (dBm)	Margin (dB)	Limit (dBm)	Result
6681.249062	0.8	0.0	0.8	PASS
6681.399100	0.3	0.5	0.8	PASS
6682.599400	0.1	0.7	0.8	PASS
6684.249812	-0.1	0.9	0.8	PASS
6686.650413	-0.1	0.9	0.8	PASS
6681.099025	-0.2	1.0	0.8	PASS
6684.099775	-0.2	1.0	0.8	PASS
6678.848462	-0.2	1.1	0.8	PASS
6680.198800	-0.2	1.1	0.8	PASS
6678.698425	-0.3	1.1	0.8	PASS
6682.149287	-0.3	1.1	0.8	PASS
6682.449362	-0.3	1.1	0.8	PASS
6682.299325	-0.3	1.1	0.8	PASS
6679.898725	-0.3	1.2	0.8	PASS
6678.998500	-0.4	1.2	0.8	PASS

In Band



Measurement 1

Setting	Instrument Value	Target Value
Start Frequency	6.58500 GHz	6.58500 GHz
Stop Frequency	6.78500 GHz	6.78500 GHz
Span	200.000 MHz	200.000 MHz
RBW	300.000 kHz	~ 400.000 kHz
VBW	1.000 MHz	~ 900.000 kHz
SweepPoints	1333	~ 1333
Sweeptime	1.340 ms	AUTO
Reference Level	0.000 dBm	0.000 dBm
Attenuation	10.000 dB	AUTO
Detector	RMS	RMS
SweepCount	100	100
Filter	3 dB	3 dB
Trace Mode	Average Power	Average Power
Sweeptype	Sweep	Sweep
Preamp	off	off

In-Band Emissions(1) (6845 MHz; 11ax40 (40 MHz))

Result

DUT Frequency (MHz)	Result
6845.000000	PASS

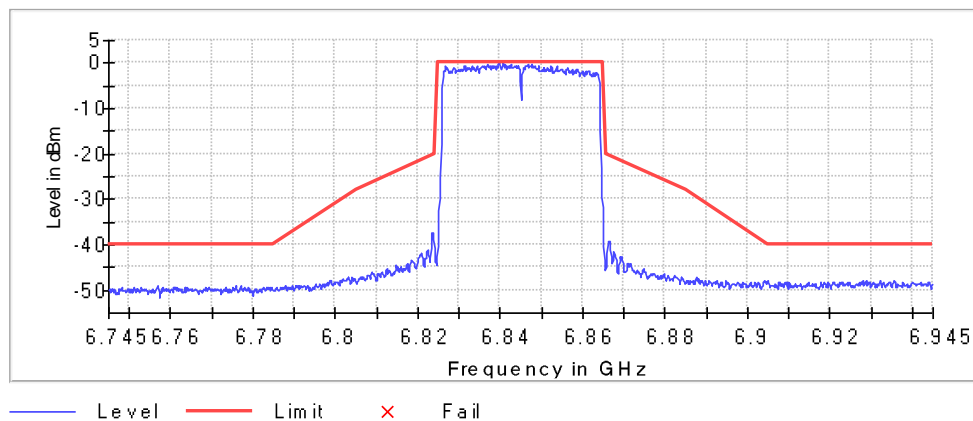
Inband Peak

Frequency (MHz)	Level (dBm)
6840.798950	0.0

Measurements

Frequency (MHz)	Level (dBm)	Margin (dB)	Limit (dBm)	Result
6839.748687	0.0	0.0	0.0	PASS
6840.648912	-0.1	0.1	0.0	PASS
6841.249062	-0.1	0.2	0.0	PASS
6840.048762	-0.3	0.3	0.0	PASS
6840.498875	-0.3	0.3	0.0	PASS
6836.897974	-0.3	0.3	0.0	PASS
6842.599400	-0.3	0.4	0.0	PASS
6839.898725	-0.3	0.4	0.0	PASS
6846.650413	-0.4	0.4	0.0	PASS
6841.099025	-0.4	0.4	0.0	PASS
6847.700675	-0.4	0.4	0.0	PASS
6842.749437	-0.4	0.4	0.0	PASS
6839.598650	-0.4	0.4	0.0	PASS
6838.248312	-0.5	0.5	0.0	PASS
6835.697674	-0.5	0.5	0.0	PASS

In Band



Measurement 1

Setting	Instrument Value	Target Value
Start Frequency	6.74500 GHz	6.74500 GHz
Stop Frequency	6.94500 GHz	6.94500 GHz
Span	200.000 MHz	200.000 MHz
RBW	300.000 kHz	~ 400.000 kHz
VBW	1.000 MHz	~ 900.000 kHz
SweepPoints	1333	~ 1333
Sweeptime	1.340 ms	AUTO
Reference Level	10.000 dBm	0.000 dBm
Attenuation	20.000 dB	AUTO
Detector	RMS	RMS
SweepCount	100	100
Filter	3 dB	3 dB
Trace Mode	Average Power	Average Power
Sweeptype	Sweep	Sweep
Preamp	off	off

In-Band Emissions(2) (6845 MHz; 11ax40 (40 MHz))

Result

DUT Frequency (MHz)	Result
6845.000000	PASS

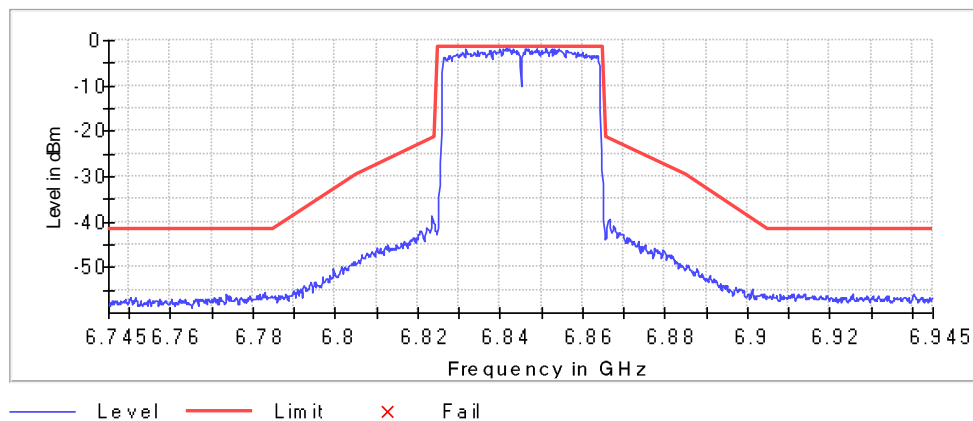
Inband Peak

Frequency (MHz)	Level (dBm)
6841.549137	-1.5

Measurements

Frequency (MHz)	Level (dBm)	Margin (dB)	Limit (dBm)	Result
6851.151538	-1.6	0.1	-1.5	PASS
6841.999250	-1.7	0.2	-1.5	PASS
6853.102026	-1.8	0.3	-1.5	PASS
6846.800450	-1.8	0.3	-1.5	PASS
6843.199550	-1.9	0.3	-1.5	PASS
6843.349587	-1.9	0.4	-1.5	PASS
6846.350338	-1.9	0.4	-1.5	PASS
6840.048762	-1.9	0.4	-1.5	PASS
6846.200300	-1.9	0.4	-1.5	PASS
6848.900975	-1.9	0.4	-1.5	PASS
6840.798950	-1.9	0.4	-1.5	PASS
6831.796699	-1.9	0.4	-1.5	PASS
6841.399100	-2.0	0.5	-1.5	PASS
6854.152288	-2.0	0.5	-1.5	PASS
6846.950488	-2.0	0.5	-1.5	PASS

In Band



Measurement 1

Setting	Instrument Value	Target Value
Start Frequency	6.74500 GHz	6.74500 GHz
Stop Frequency	6.94500 GHz	6.94500 GHz
Span	200.000 MHz	200.000 MHz
RBW	300.000 kHz	~ 400.000 kHz
VBW	1.000 MHz	~ 900.000 kHz
SweepPoints	1333	~ 1333
Sweeptime	1.340 ms	AUTO
Reference Level	0.000 dBm	0.000 dBm
Attenuation	10.000 dB	AUTO
Detector	RMS	RMS
SweepCount	100	100
Filter	3 dB	3 dB
Trace Mode	Average Power	Average Power
Sweeptype	Sweep	Sweep
Preamp	off	off

In-Band Emissions(3) (6845 MHz; 11ax40 (40 MHz))

Result

DUT Frequency (MHz)	Result
6845.000000	PASS

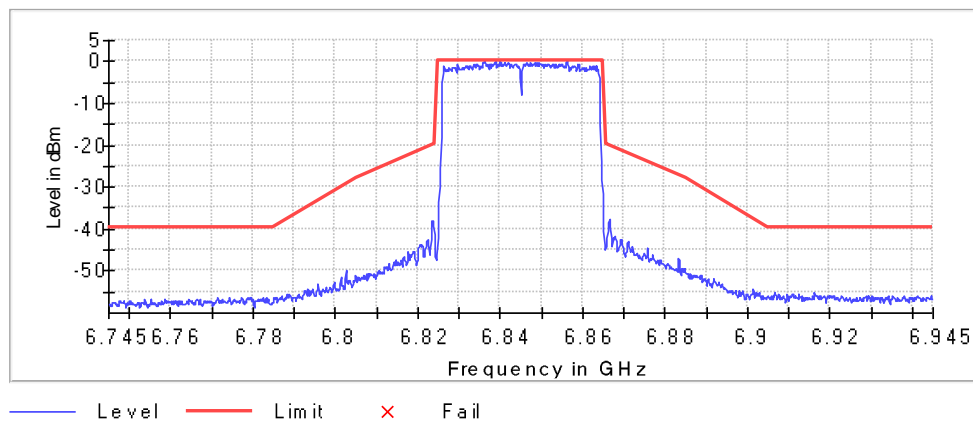
Inband Peak

Frequency (MHz)	Level (dBm)
6836.147787	0.3

Measurements

Frequency (MHz)	Level (dBm)	Margin (dB)	Limit (dBm)	Result
6836.147787	0.3	0.0	0.3	PASS
6836.297824	0.1	0.2	0.3	PASS
6840.048762	0.1	0.2	0.3	PASS
6838.848462	0.0	0.2	0.3	PASS
6856.252813	-0.1	0.3	0.3	PASS
6840.198800	-0.1	0.4	0.3	PASS
6838.698425	-0.2	0.4	0.3	PASS
6835.997749	-0.2	0.4	0.3	PASS
6848.750938	-0.3	0.5	0.3	PASS
6856.102776	-0.3	0.6	0.3	PASS
6846.350338	-0.4	0.7	0.3	PASS
6841.999250	-0.4	0.7	0.3	PASS
6846.500375	-0.4	0.7	0.3	PASS
6841.099025	-0.4	0.7	0.3	PASS
6849.501125	-0.4	0.7	0.3	PASS

In Band



Measurement 1

Setting	Instrument Value	Target Value
Start Frequency	6.74500 GHz	6.74500 GHz
Stop Frequency	6.94500 GHz	6.94500 GHz
Span	200.000 MHz	200.000 MHz
RBW	300.000 kHz	~ 400.000 kHz
VBW	1.000 MHz	~ 900.000 kHz
SweepPoints	1333	~ 1333
Sweeptime	1.340 ms	AUTO
Reference Level	0.000 dBm	0.000 dBm
Attenuation	10.000 dB	AUTO
Detector	RMS	RMS
SweepCount	100	100
Filter	3 dB	3 dB
Trace Mode	Average Power	Average Power
Sweeptype	Sweep	Sweep
Preamp	off	off

In-Band Emissions(4) (6845 MHz; 11ax40 (40 MHz))

Result

DUT Frequency (MHz)	Result
6845.000000	PASS

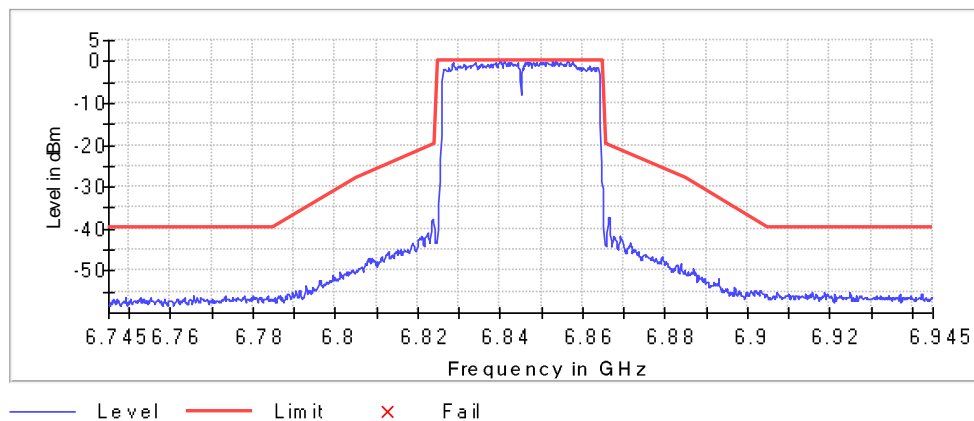
Inband Peak

Frequency (MHz)	Level (dBm)
6840.948987	0.3

Measurements

Frequency (MHz)	Level (dBm)	Margin (dB)	Limit (dBm)	Result
6840.948987	0.3	0.0	0.3	PASS
6841.099025	0.2	0.1	0.3	PASS
6856.402851	0.2	0.1	0.3	PASS
6857.603151	0.2	0.1	0.3	PASS
6856.252813	0.1	0.2	0.3	PASS
6853.552138	0.1	0.2	0.3	PASS
6853.402101	0.0	0.2	0.3	PASS
6840.048762	0.0	0.3	0.3	PASS
6852.801950	0.0	0.3	0.3	PASS
6840.198800	0.0	0.3	0.3	PASS
6848.150788	-0.1	0.4	0.3	PASS
6856.552888	-0.1	0.4	0.3	PASS
6842.449362	-0.1	0.4	0.3	PASS
6853.702176	-0.1	0.4	0.3	PASS
6839.898725	-0.1	0.4	0.3	PASS

In Band



Measurement 1

Setting	Instrument Value	Target Value
Start Frequency	6.74500 GHz	6.74500 GHz
Stop Frequency	6.94500 GHz	6.94500 GHz
Span	200.000 MHz	200.000 MHz
RBW	300.000 kHz	~ 400.000 kHz
VBW	1.000 MHz	~ 900.000 kHz
SweepPoints	1333	~ 1333
Sweeptime	1.340 ms	AUTO
Reference Level	0.000 dBm	0.000 dBm
Attenuation	10.000 dB	AUTO
Detector	RMS	RMS
SweepCount	100	100
Filter	3 dB	3 dB
Trace Mode	Average Power	Average Power
Sweeptype	Sweep	Sweep
Preamp	off	off

In-Band Emissions(1) (6885 MHz; 11ax40 (40 MHz))

Result

DUT Frequency (MHz)	Result
6885.000000	PASS

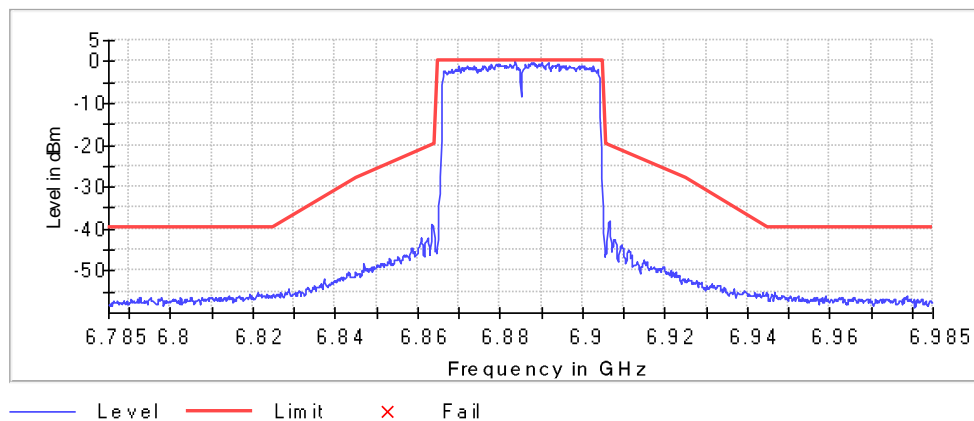
Inband Peak

Frequency (MHz)	Level (dBm)
6883.649662	0.2

Measurements

Frequency (MHz)	Level (dBm)	Margin (dB)	Limit (dBm)	Result
6883.649662	0.2	0.0	0.2	PASS
6887.700675	-0.2	0.4	0.2	PASS
6890.101275	-0.3	0.5	0.2	PASS
6888.150788	-0.4	0.6	0.2	PASS
6891.601650	-0.4	0.6	0.2	PASS
6887.550638	-0.5	0.7	0.2	PASS
6883.499625	-0.5	0.7	0.2	PASS
6891.451613	-0.6	0.8	0.2	PASS
6879.898725	-0.6	0.8	0.2	PASS
6886.800450	-0.6	0.8	0.2	PASS
6889.651163	-0.6	0.8	0.2	PASS
6893.852213	-0.6	0.8	0.2	PASS
6891.301575	-0.6	0.8	0.2	PASS
6888.300825	-0.6	0.8	0.2	PASS
6889.951238	-0.6	0.8	0.2	PASS

In Band



Measurement 1

Setting	Instrument Value	Target Value
Start Frequency	6.78500 GHz	6.78500 GHz
Stop Frequency	6.98500 GHz	6.98500 GHz
Span	200.000 MHz	200.000 MHz
RBW	300.000 kHz	~ 400.000 kHz
VBW	1.000 MHz	~ 900.000 kHz
SweepPoints	1333	~ 1333
Sweeptime	1.340 ms	AUTO
Reference Level	0.000 dBm	0.000 dBm
Attenuation	10.000 dB	AUTO
Detector	RMS	RMS
SweepCount	100	100
Filter	3 dB	3 dB
Trace Mode	Average Power	Average Power
Sweeptype	Sweep	Sweep
Preamp	off	off

In-Band Emissions(2) (6885 MHz; 11ax40 (40 MHz))

Result

DUT Frequency (MHz)	Result
6885.000000	PASS

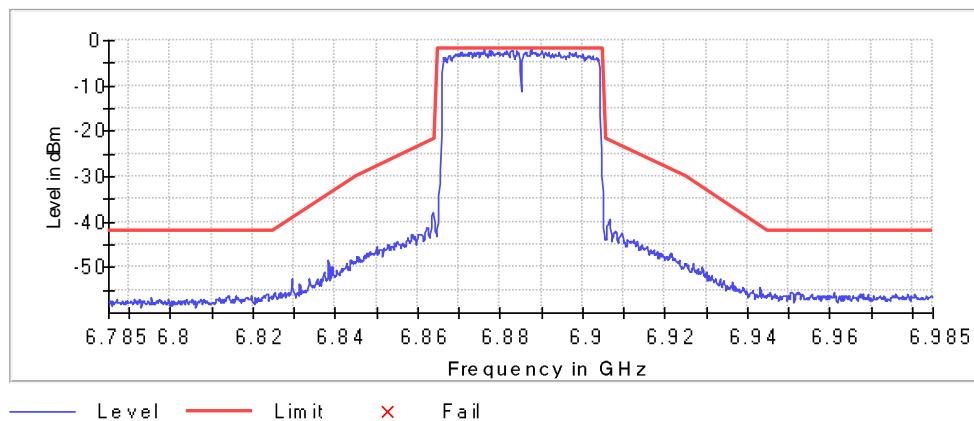
Inband Peak

Frequency (MHz)	Level (dBm)
6876.147787	-1.9

Measurements

Frequency (MHz)	Level (dBm)	Margin (dB)	Limit (dBm)	Result
6887.550638	-2.1	0.2	-1.9	PASS
6881.699175	-2.2	0.3	-1.9	PASS
6887.400600	-2.2	0.4	-1.9	PASS
6890.101275	-2.2	0.4	-1.9	PASS
6884.099775	-2.3	0.4	-1.9	PASS
6882.899475	-2.3	0.4	-1.9	PASS
6882.599400	-2.3	0.4	-1.9	PASS
6877.348087	-2.3	0.5	-1.9	PASS
6883.199550	-2.3	0.5	-1.9	PASS
6889.951238	-2.4	0.5	-1.9	PASS
6882.749437	-2.4	0.5	-1.9	PASS
6883.049512	-2.4	0.5	-1.9	PASS
6877.948237	-2.4	0.5	-1.9	PASS
6876.297824	-2.4	0.6	-1.9	PASS
6872.246812	-2.4	0.6	-1.9	PASS

In Band



Measurement 1

Setting	Instrument Value	Target Value
Start Frequency	6.78500 GHz	6.78500 GHz
Stop Frequency	6.98500 GHz	6.98500 GHz
Span	200.000 MHz	200.000 MHz
RBW	300.000 kHz	~ 400.000 kHz
VBW	1.000 MHz	~ 900.000 kHz
SweepPoints	1333	~ 1333
Sweeptime	1.340 ms	AUTO
Reference Level	0.000 dBm	0.000 dBm
Attenuation	10.000 dB	AUTO
Detector	RMS	RMS
SweepCount	100	100
Filter	3 dB	3 dB
Trace Mode	Average Power	Average Power
Sweeptype	Sweep	Sweep
Preamp	off	off

In-Band Emissions(3) (6885 MHz; 11ax40 (40 MHz))

Result

DUT Frequency (MHz)	Result
6885.000000	PASS

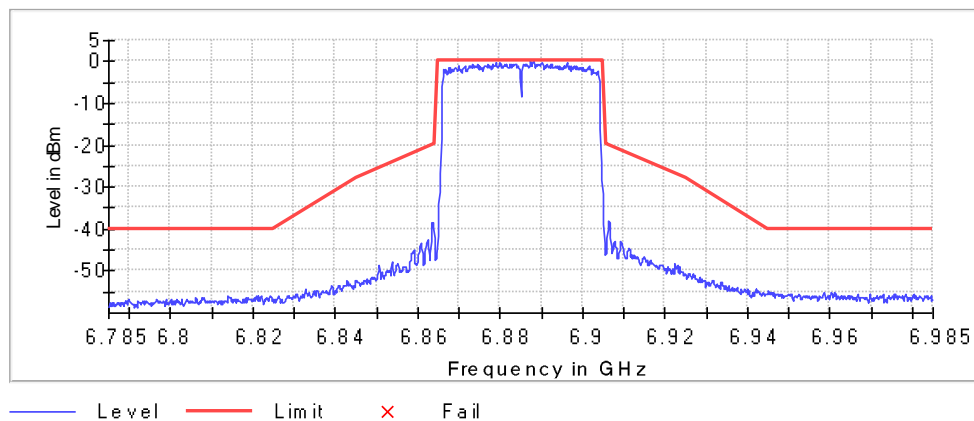
Inband Peak

Frequency (MHz)	Level (dBm)
6887.400600	0.1

Measurements

Frequency (MHz)	Level (dBm)	Margin (dB)	Limit (dBm)	Result
6887.400600	0.1	0.0	0.1	PASS
6888.150788	0.0	0.1	0.1	PASS
6888.000750	0.0	0.1	0.1	PASS
6878.998500	-0.1	0.2	0.1	PASS
6890.251313	-0.2	0.2	0.1	PASS
6880.048762	-0.2	0.2	0.1	PASS
6890.101275	-0.3	0.4	0.1	PASS
6896.252813	-0.3	0.4	0.1	PASS
6889.951238	-0.4	0.4	0.1	PASS
6887.250563	-0.4	0.5	0.1	PASS
6878.848462	-0.5	0.6	0.1	PASS
6886.200300	-0.5	0.6	0.1	PASS
6892.501875	-0.5	0.6	0.1	PASS
6892.351838	-0.5	0.6	0.1	PASS
6891.301575	-0.6	0.7	0.1	PASS

In Band



Measurement 1

Setting	Instrument Value	Target Value
Start Frequency	6.78500 GHz	6.78500 GHz
Stop Frequency	6.98500 GHz	6.98500 GHz
Span	200.000 MHz	200.000 MHz
RBW	300.000 kHz	~ 400.000 kHz
VBW	1.000 MHz	~ 900.000 kHz
SweepPoints	1333	~ 1333
Sweeptime	1.340 ms	AUTO
Reference Level	0.000 dBm	0.000 dBm
Attenuation	10.000 dB	AUTO
Detector	RMS	RMS
SweepCount	100	100
Filter	3 dB	3 dB
Trace Mode	Average Power	Average Power
Sweeptype	Sweep	Sweep
Preamp	off	off

In-Band Emissions(4) (6885 MHz; 11ax40 (40 MHz))

Result

DUT Frequency (MHz)	Result
6885.000000	PASS

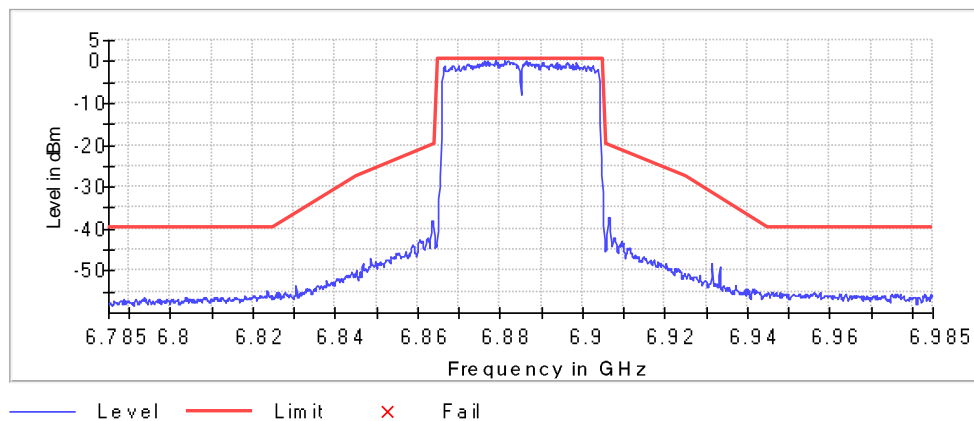
Inband Peak

Frequency (MHz)	Level (dBm)
6878.848462	0.3

Measurements

Frequency (MHz)	Level (dBm)	Margin (dB)	Limit (dBm)	Result
6878.848462	0.3	0.0	0.3	PASS
6881.099025	0.0	0.3	0.3	PASS
6878.998500	0.0	0.3	0.3	PASS
6881.849212	0.0	0.3	0.3	PASS
6876.297824	0.0	0.3	0.3	PASS
6881.999250	0.0	0.4	0.3	PASS
6886.350338	0.0	0.4	0.3	PASS
6876.897974	-0.1	0.4	0.3	PASS
6890.401350	-0.1	0.4	0.3	PASS
6896.252813	-0.1	0.5	0.3	PASS
6882.749437	-0.2	0.5	0.3	PASS
6882.449362	-0.3	0.6	0.3	PASS
6880.948987	-0.3	0.6	0.3	PASS
6881.699175	-0.3	0.6	0.3	PASS
6893.702176	-0.3	0.6	0.3	PASS

In Band



Measurement 1

Setting	Instrument Value	Target Value
Start Frequency	6.78500 GHz	6.78500 GHz
Stop Frequency	6.98500 GHz	6.98500 GHz
Span	200.000 MHz	200.000 MHz
RBW	300.000 kHz	~ 400.000 kHz
VBW	1.000 MHz	~ 900.000 kHz
SweepPoints	1333	~ 1333
Sweeptime	1.340 ms	AUTO
Reference Level	0.000 dBm	0.000 dBm
Attenuation	10.000 dB	AUTO
Detector	RMS	RMS
SweepCount	100	100
Filter	3 dB	3 dB
Trace Mode	Average Power	Average Power
Sweeptype	Sweep	Sweep
Preamp	off	off

In-Band Emissions(1) (6925 MHz; 11ax40 (40 MHz))

Result

DUT Frequency (MHz)	Result
6925.000000	PASS

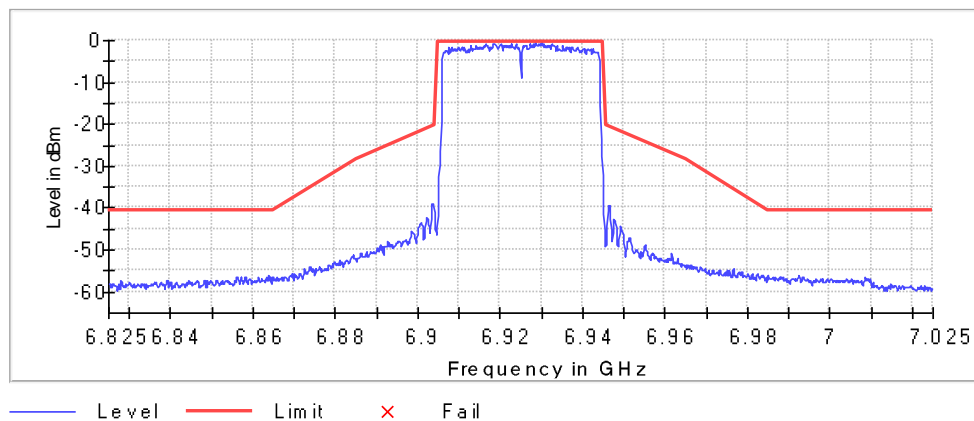
Inband Peak

Frequency (MHz)	Level (dBm)
6928.600900	-0.5

Measurements

Frequency (MHz)	Level (dBm)	Margin (dB)	Limit (dBm)	Result
6929.951238	-0.6	0.0	-0.5	PASS
6916.447862	-0.6	0.1	-0.5	PASS
6918.548387	-0.6	0.1	-0.5	PASS
6932.501875	-0.7	0.2	-0.5	PASS
6918.398350	-0.7	0.2	-0.5	PASS
6930.401350	-0.8	0.2	-0.5	PASS
6928.000750	-0.9	0.4	-0.5	PASS
6927.250563	-1.0	0.5	-0.5	PASS
6929.501125	-1.0	0.5	-0.5	PASS
6920.198800	-1.0	0.5	-0.5	PASS
6930.101275	-1.0	0.5	-0.5	PASS
6918.698425	-1.0	0.5	-0.5	PASS
6922.749437	-1.0	0.5	-0.5	PASS
6920.348837	-1.0	0.5	-0.5	PASS
6923.799700	-1.0	0.5	-0.5	PASS

In Band



Measurement 1

Setting	Instrument Value	Target Value
Start Frequency	6.82500 GHz	6.82500 GHz
Stop Frequency	7.02500 GHz	7.02500 GHz
Span	200.000 MHz	200.000 MHz
RBW	300.000 kHz	~ 400.000 kHz
VBW	1.000 MHz	~ 900.000 kHz
SweepPoints	1333	~ 1333
Sweeptime	1.340 ms	AUTO
Reference Level	0.000 dBm	0.000 dBm
Attenuation	10.000 dB	AUTO
Detector	RMS	RMS
SweepCount	100	100
Filter	3 dB	3 dB
Trace Mode	Average Power	Average Power
Sweeptype	Sweep	Sweep
Preamp	off	off

In-Band Emissions(2) (6925 MHz; 11ax40 (40 MHz))

Result

DUT Frequency (MHz)	Result
6925.000000	PASS

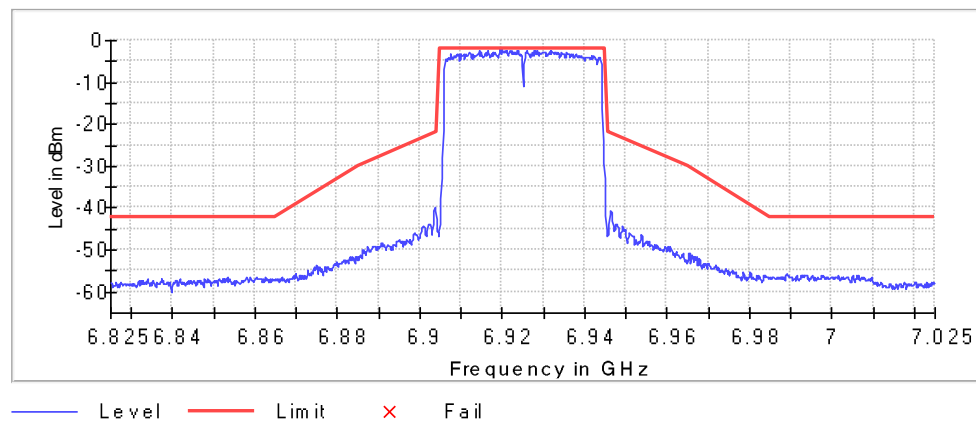
Inband Peak

Frequency (MHz)	Level (dBm)
6920.048762	-2.1

Measurements

Frequency (MHz)	Level (dBm)	Margin (dB)	Limit (dBm)	Result
6919.448612	-2.2	0.1	-2.1	PASS
6920.798950	-2.3	0.2	-2.1	PASS
6923.799700	-2.3	0.3	-2.1	PASS
6927.850713	-2.4	0.4	-2.1	PASS
6920.648912	-2.4	0.4	-2.1	PASS
6921.099025	-2.4	0.4	-2.1	PASS
6923.649662	-2.5	0.4	-2.1	PASS
6914.497374	-2.5	0.4	-2.1	PASS
6931.901725	-2.5	0.4	-2.1	PASS
6928.450863	-2.6	0.5	-2.1	PASS
6928.000750	-2.6	0.5	-2.1	PASS
6931.601650	-2.6	0.5	-2.1	PASS
6921.849212	-2.6	0.5	-2.1	PASS
6926.050263	-2.6	0.5	-2.1	PASS
6919.898725	-2.6	0.5	-2.1	PASS

In Band



Measurement 1

Setting	Instrument Value	Target Value
Start Frequency	6.82500 GHz	6.82500 GHz
Stop Frequency	7.02500 GHz	7.02500 GHz
Span	200.000 MHz	200.000 MHz
RBW	300.000 kHz	~ 400.000 kHz
VBW	1.000 MHz	~ 900.000 kHz
SweepPoints	1333	~ 1333
Sweeptime	1.340 ms	AUTO
Reference Level	0.000 dBm	0.000 dBm
Attenuation	10.000 dB	AUTO
Detector	RMS	RMS
SweepCount	100	100
Filter	3 dB	3 dB
Trace Mode	Average Power	Average Power
Sweeptype	Sweep	Sweep
Preamp	off	off

In-Band Emissions(3) (6925 MHz; 11ax40 (40 MHz))

Result

DUT Frequency (MHz)	Result
6925.000000	PASS

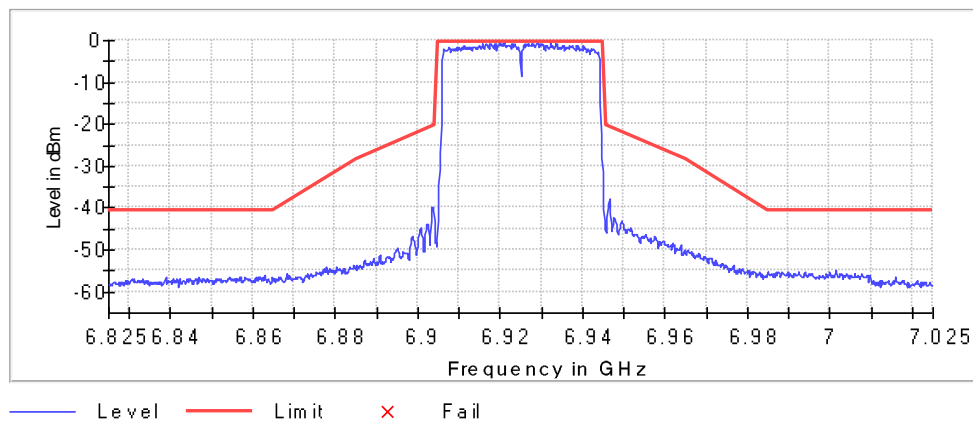
Inband Peak

Frequency (MHz)	Level (dBm)
6929.051013	-0.4

Measurements

Frequency (MHz)	Level (dBm)	Margin (dB)	Limit (dBm)	Result
6920.948987	-0.5	0.1	-0.4	PASS
6919.898725	-0.6	0.1	-0.4	PASS
6932.201800	-0.6	0.2	-0.4	PASS
6916.747937	-0.6	0.2	-0.4	PASS
6921.099025	-0.6	0.2	-0.4	PASS
6920.648912	-0.6	0.2	-0.4	PASS
6923.049512	-0.6	0.2	-0.4	PASS
6919.748687	-0.7	0.2	-0.4	PASS
6929.201050	-0.7	0.2	-0.4	PASS
6930.251313	-0.7	0.3	-0.4	PASS
6925.900225	-0.7	0.3	-0.4	PASS
6933.402101	-0.7	0.3	-0.4	PASS
6916.597899	-0.7	0.3	-0.4	PASS
6917.498125	-0.8	0.4	-0.4	PASS
6928.750938	-0.8	0.4	-0.4	PASS

In Band



Measurement 1

Setting	Instrument Value	Target Value
Start Frequency	6.82500 GHz	6.82500 GHz
Stop Frequency	7.02500 GHz	7.02500 GHz
Span	200.000 MHz	200.000 MHz
RBW	300.000 kHz	~ 400.000 kHz
VBW	1.000 MHz	~ 900.000 kHz
SweepPoints	1333	~ 1333
Sweeptime	1.340 ms	AUTO
Reference Level	0.000 dBm	0.000 dBm
Attenuation	10.000 dB	AUTO
Detector	RMS	RMS
SweepCount	100	100
Filter	3 dB	3 dB
Trace Mode	Average Power	Average Power
Sweeptype	Sweep	Sweep
Preamp	off	off

In-Band Emissions(4) (6925 MHz; 11ax40 (40 MHz))

Result

DUT Frequency (MHz)	Result
6925.000000	PASS

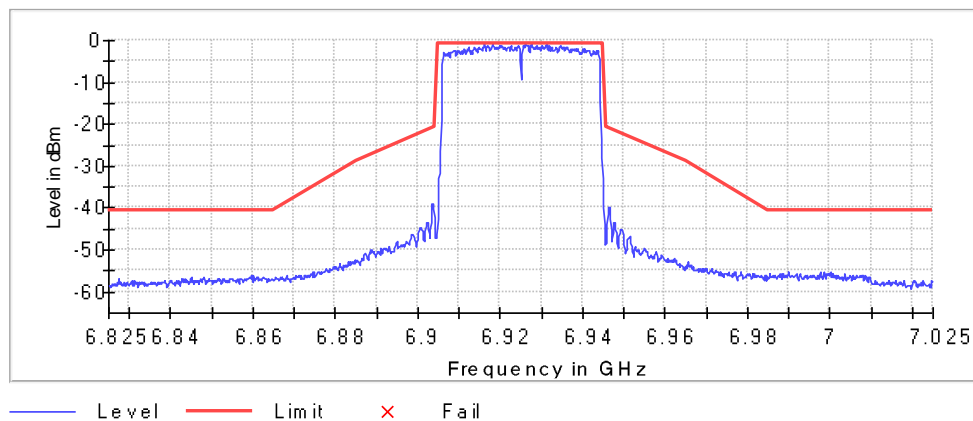
Inband Peak

Frequency (MHz)	Level (dBm)
6918.098275	-0.7

Measurements

Frequency (MHz)	Level (dBm)	Margin (dB)	Limit (dBm)	Result
6918.098275	-0.7	0.0	-0.7	PASS
6927.550638	-0.8	0.1	-0.7	PASS
6918.248312	-0.9	0.2	-0.7	PASS
6926.200300	-0.9	0.2	-0.7	PASS
6931.301575	-1.0	0.3	-0.7	PASS
6927.700675	-1.0	0.3	-0.7	PASS
6916.147787	-1.0	0.3	-0.7	PASS
6916.297824	-1.0	0.3	-0.7	PASS
6928.750938	-1.1	0.4	-0.7	PASS
6926.350338	-1.1	0.4	-0.7	PASS
6926.500375	-1.1	0.4	-0.7	PASS
6931.901725	-1.1	0.4	-0.7	PASS
6922.749437	-1.2	0.4	-0.7	PASS
6924.549887	-1.2	0.5	-0.7	PASS
6916.897974	-1.2	0.5	-0.7	PASS

In Band



Measurement 1

Setting	Instrument Value	Target Value
Start Frequency	6.82500 GHz	6.82500 GHz
Stop Frequency	7.02500 GHz	7.02500 GHz
Span	200.000 MHz	200.000 MHz
RBW	300.000 kHz	~ 400.000 kHz
VBW	1.000 MHz	~ 900.000 kHz
SweepPoints	1333	~ 1333
Sweeptime	1.340 ms	AUTO
Reference Level	0.000 dBm	0.000 dBm
Attenuation	10.000 dB	AUTO
Detector	RMS	RMS
SweepCount	100	100
Filter	3 dB	3 dB
Trace Mode	Average Power	Average Power
Sweeptype	Sweep	Sweep
Preamp	off	off

In-Band Emissions(1) (7005 MHz; 11ax40 (40 MHz))

Result

DUT Frequency (MHz)	Result
7005.000000	PASS

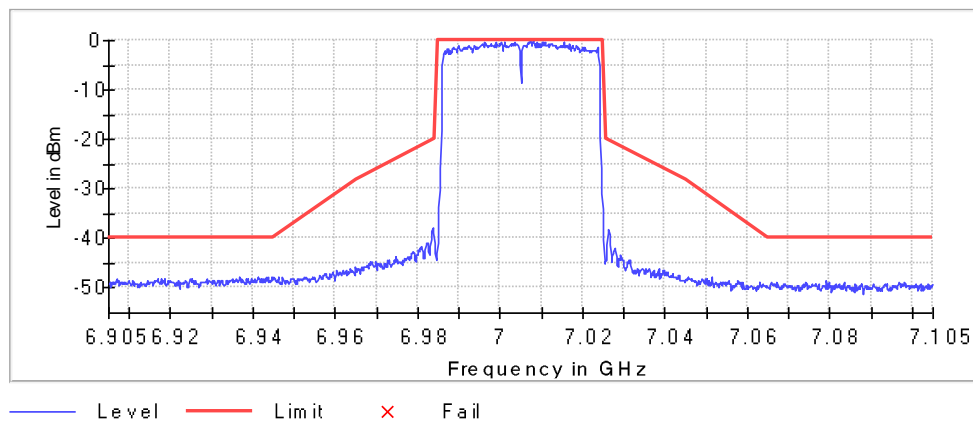
Inband Peak

Frequency (MHz)	Level (dBm)
7007.400600	0.0

Measurements

Frequency (MHz)	Level (dBm)	Margin (dB)	Limit (dBm)	Result
7007.250563	-0.1	0.0	0.0	PASS
7008.000750	-0.1	0.0	0.0	PASS
7003.499625	-0.2	0.2	0.0	PASS
7000.348837	-0.3	0.2	0.0	PASS
7010.251313	-0.3	0.2	0.0	PASS
7007.100525	-0.3	0.2	0.0	PASS
7001.099025	-0.3	0.3	0.0	PASS
7015.502626	-0.4	0.3	0.0	PASS
7006.650413	-0.4	0.3	0.0	PASS
7008.150788	-0.4	0.4	0.0	PASS
7009.051013	-0.4	0.4	0.0	PASS
7010.101275	-0.5	0.4	0.0	PASS
7000.198800	-0.5	0.4	0.0	PASS
7010.401350	-0.5	0.4	0.0	PASS
7010.851463	-0.5	0.4	0.0	PASS

In Band



Measurement 1

Setting	Instrument Value	Target Value
Start Frequency	6.90500 GHz	6.90500 GHz
Stop Frequency	7.10500 GHz	7.10500 GHz
Span	200.000 MHz	200.000 MHz
RBW	300.000 kHz	~ 400.000 kHz
VBW	1.000 MHz	~ 900.000 kHz
SweepPoints	1333	~ 1333
Sweeptime	1.340 ms	AUTO
Reference Level	10.000 dBm	0.000 dBm
Attenuation	20.000 dB	AUTO
Detector	RMS	RMS
SweepCount	100	100
Filter	3 dB	3 dB
Trace Mode	Average Power	Average Power
Sweeptype	Sweep	Sweep
Preamp	off	off

In-Band Emissions(2) (7005 MHz; 11ax40 (40 MHz))

Result

DUT Frequency (MHz)	Result
7005.000000	PASS

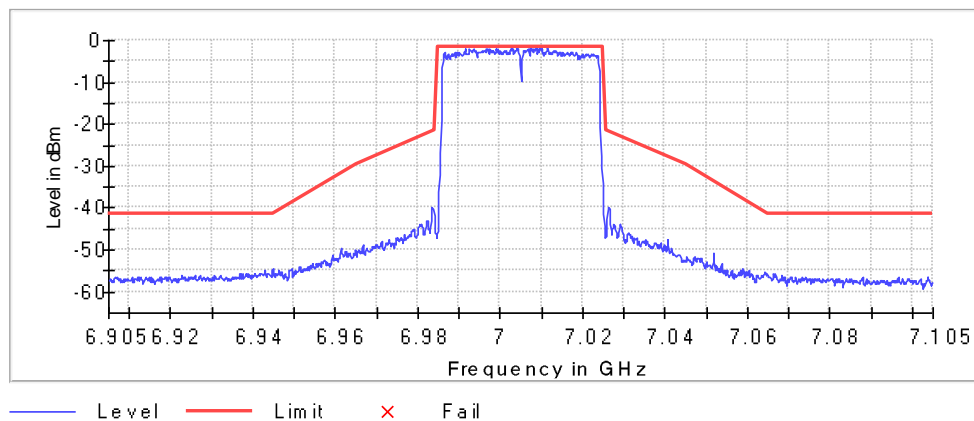
Inband Peak

Frequency (MHz)	Level (dBm)
7008.750938	-1.5

Measurements

Frequency (MHz)	Level (dBm)	Margin (dB)	Limit (dBm)	Result
7007.400600	-1.5	0.0	-1.5	PASS
7002.749437	-1.7	0.2	-1.5	PASS
7009.651163	-1.7	0.3	-1.5	PASS
7011.451613	-1.8	0.3	-1.5	PASS
7004.099775	-1.8	0.3	-1.5	PASS
7002.599400	-1.8	0.4	-1.5	PASS
7006.800450	-1.8	0.4	-1.5	PASS
6993.597149	-1.8	0.4	-1.5	PASS
6999.298575	-1.8	0.4	-1.5	PASS
6996.747937	-1.8	0.4	-1.5	PASS
7007.550638	-1.9	0.4	-1.5	PASS
7006.650413	-1.9	0.4	-1.5	PASS
7009.801200	-1.9	0.4	-1.5	PASS
7008.600900	-2.0	0.5	-1.5	PASS
7003.049512	-2.0	0.5	-1.5	PASS

In Band



Measurement 1

Setting	Instrument Value	Target Value
Start Frequency	6.90500 GHz	6.90500 GHz
Stop Frequency	7.10500 GHz	7.10500 GHz
Span	200.000 MHz	200.000 MHz
RBW	300.000 kHz	~ 400.000 kHz
VBW	1.000 MHz	~ 900.000 kHz
SweepPoints	1333	~ 1333
Sweeptime	1.340 ms	AUTO
Reference Level	0.000 dBm	0.000 dBm
Attenuation	10.000 dB	AUTO
Detector	RMS	RMS
SweepCount	100	100
Filter	3 dB	3 dB
Trace Mode	Average Power	Average Power
Sweeptype	Sweep	Sweep
Preamp	off	off

In-Band Emissions(3) (7005 MHz; 11ax40 (40 MHz))

Result

DUT Frequency (MHz)	Result
7005.000000	PASS

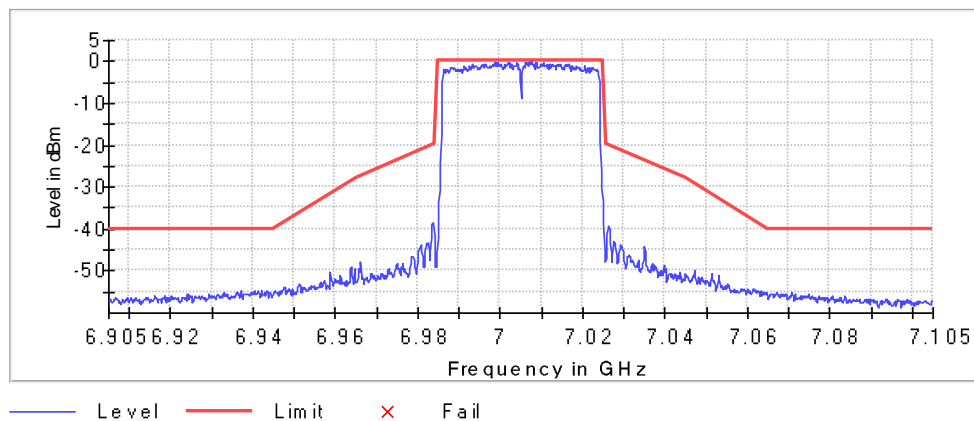
Inband Peak

Frequency (MHz)	Level (dBm)
7007.550638	0.0

Measurements

Frequency (MHz)	Level (dBm)	Margin (dB)	Limit (dBm)	Result
7007.100525	0.0	0.1	0.0	PASS
7006.350338	-0.1	0.2	0.0	PASS
7007.250563	-0.2	0.2	0.0	PASS
7004.099775	-0.2	0.2	0.0	PASS
7006.200300	-0.3	0.3	0.0	PASS
7010.551388	-0.3	0.3	0.0	PASS
7008.600900	-0.3	0.4	0.0	PASS
6998.848462	-0.3	0.4	0.0	PASS
7006.800450	-0.4	0.4	0.0	PASS
7001.849212	-0.4	0.5	0.0	PASS
7003.949737	-0.4	0.5	0.0	PASS
7010.401350	-0.4	0.5	0.0	PASS
6999.448612	-0.4	0.5	0.0	PASS
6998.698425	-0.5	0.5	0.0	PASS
7002.149287	-0.5	0.5	0.0	PASS

In Band



Measurement 1

Setting	Instrument Value	Target Value
Start Frequency	6.90500 GHz	6.90500 GHz
Stop Frequency	7.10500 GHz	7.10500 GHz
Span	200.000 MHz	200.000 MHz
RBW	300.000 kHz	~ 400.000 kHz
VBW	1.000 MHz	~ 900.000 kHz
SweepPoints	1333	~ 1333
Sweeptime	1.340 ms	AUTO
Reference Level	0.000 dBm	0.000 dBm
Attenuation	10.000 dB	AUTO
Detector	RMS	RMS
SweepCount	100	100
Filter	3 dB	3 dB
Trace Mode	Average Power	Average Power
Sweeptype	Sweep	Sweep
Preamp	off	off

In-Band Emissions(4) (7005 MHz; 11ax40 (40 MHz))

Result

DUT Frequency (MHz)	Result
7005.000000	PASS

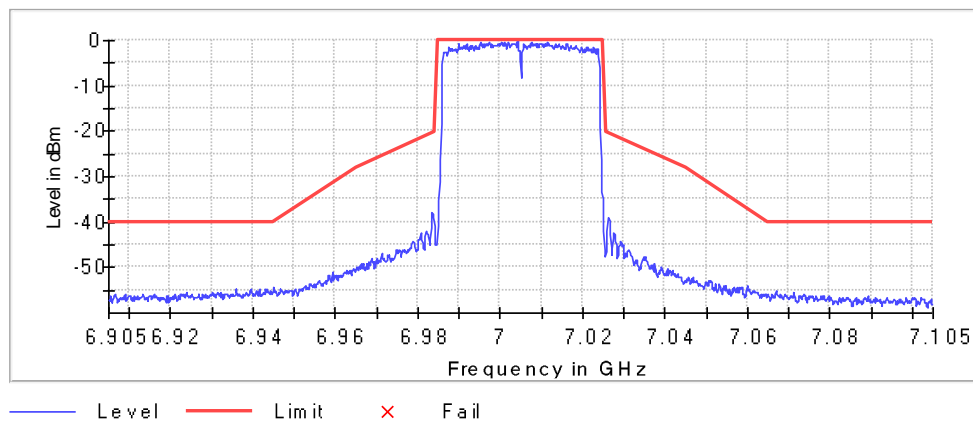
Inband Peak

Frequency (MHz)	Level (dBm)
7004.249812	-0.2

Measurements

Frequency (MHz)	Level (dBm)	Margin (dB)	Limit (dBm)	Result
7004.249812	-0.2	0.0	-0.2	PASS
7004.099775	-0.2	0.1	-0.2	PASS
7000.948987	-0.3	0.1	-0.2	PASS
7000.348837	-0.3	0.2	-0.2	PASS
7011.451613	-0.4	0.2	-0.2	PASS
7007.550638	-0.4	0.2	-0.2	PASS
6995.247562	-0.4	0.2	-0.2	PASS
7001.999250	-0.4	0.3	-0.2	PASS
6997.348087	-0.5	0.3	-0.2	PASS
6997.198050	-0.5	0.3	-0.2	PASS
7001.399100	-0.6	0.4	-0.2	PASS
7014.152288	-0.6	0.4	-0.2	PASS
6996.747937	-0.6	0.4	-0.2	PASS
7009.651163	-0.7	0.5	-0.2	PASS
7007.400600	-0.7	0.5	-0.2	PASS

In Band



Measurement 1

Setting	Instrument Value	Target Value
Start Frequency	6.90500 GHz	6.90500 GHz
Stop Frequency	7.10500 GHz	7.10500 GHz
Span	200.000 MHz	200.000 MHz
RBW	300.000 kHz	~ 400.000 kHz
VBW	1.000 MHz	~ 900.000 kHz
SweepPoints	1333	~ 1333
Sweeptime	1.340 ms	AUTO
Reference Level	0.000 dBm	0.000 dBm
Attenuation	10.000 dB	AUTO
Detector	RMS	RMS
SweepCount	100	100
Filter	3 dB	3 dB
Trace Mode	Average Power	Average Power
Sweeptype	Sweep	Sweep
Preamp	off	off

In-Band Emissions(1) (7085 MHz; 11ax40 (40 MHz))

Result

DUT Frequency (MHz)	Result
7085.000000	PASS

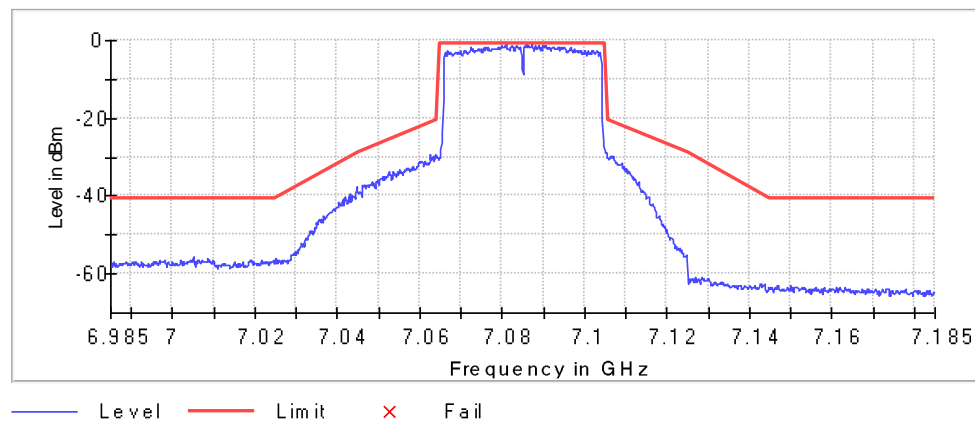
Inband Peak

Frequency (MHz)	Level (dBm)
7085.900225	-0.7

Measurements

Frequency (MHz)	Level (dBm)	Margin (dB)	Limit (dBm)	Result
7085.900225	-0.7	0.0	-0.7	PASS
7080.948987	-0.8	0.1	-0.7	PASS
7087.250563	-0.8	0.1	-0.7	PASS
7089.951238	-1.2	0.5	-0.7	PASS
7079.898725	-1.2	0.5	-0.7	PASS
7088.900975	-1.3	0.6	-0.7	PASS
7083.499625	-1.3	0.6	-0.7	PASS
7081.099025	-1.3	0.6	-0.7	PASS
7089.801200	-1.3	0.6	-0.7	PASS
7088.000750	-1.3	0.6	-0.7	PASS
7090.551388	-1.3	0.6	-0.7	PASS
7087.100525	-1.3	0.6	-0.7	PASS
7090.101275	-1.3	0.6	-0.7	PASS
7080.798950	-1.3	0.7	-0.7	PASS
7082.449362	-1.4	0.7	-0.7	PASS

In Band



Measurement 1

Setting	Instrument Value	Target Value
Start Frequency	6.98500 GHz	6.98500 GHz
Stop Frequency	7.18500 GHz	7.18500 GHz
Span	200.000 MHz	200.000 MHz
RBW	300.000 kHz	~ 400.000 kHz
VBW	1.000 MHz	~ 900.000 kHz
SweepPoints	1333	~ 1333
Sweeptime	1.340 ms	AUTO
Reference Level	0.000 dBm	0.000 dBm
Attenuation	10.000 dB	AUTO
Detector	RMS	RMS
SweepCount	100	100
Filter	3 dB	3 dB
Trace Mode	Average Power	Average Power
Sweeptype	Sweep	Sweep
Preamp	off	off

In-Band Emissions(2) (7085 MHz; 11ax40 (40 MHz))

Result

DUT Frequency (MHz)	Result
7085.000000	PASS

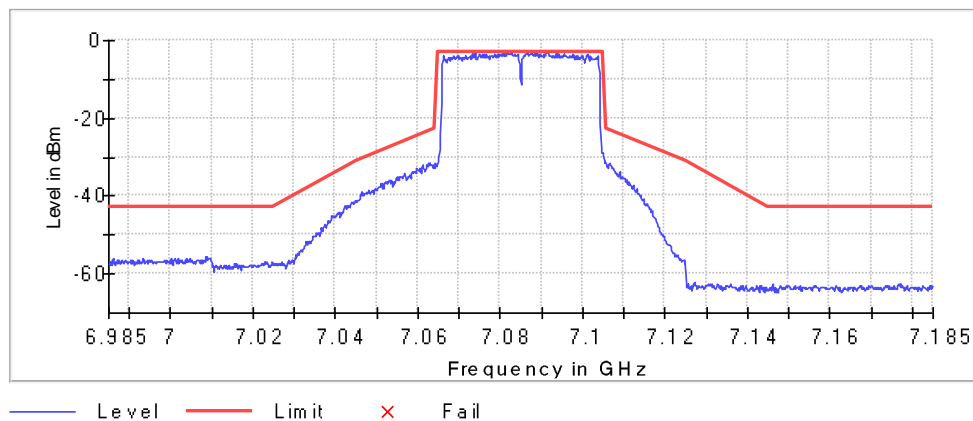
Inband Peak

Frequency (MHz)	Level (dBm)
7091.451613	-3.0

Measurements

Frequency (MHz)	Level (dBm)	Margin (dB)	Limit (dBm)	Result
7088.750938	-3.0	0.0	-3.0	PASS
7091.301575	-3.1	0.2	-3.0	PASS
7080.798950	-3.1	0.2	-3.0	PASS
7086.500375	-3.1	0.2	-3.0	PASS
7087.700675	-3.1	0.2	-3.0	PASS
7087.550638	-3.2	0.2	-3.0	PASS
7081.849212	-3.2	0.2	-3.0	PASS
7088.600900	-3.2	0.2	-3.0	PASS
7073.747187	-3.2	0.2	-3.0	PASS
7093.702176	-3.2	0.3	-3.0	PASS
7081.699175	-3.2	0.3	-3.0	PASS
7082.749437	-3.2	0.3	-3.0	PASS
7091.151538	-3.3	0.3	-3.0	PASS
7073.897224	-3.3	0.3	-3.0	PASS
7080.648912	-3.3	0.3	-3.0	PASS

In Band



Measurement 1

Setting	Instrument Value	Target Value
Start Frequency	6.98500 GHz	6.98500 GHz
Stop Frequency	7.18500 GHz	7.18500 GHz
Span	200.000 MHz	200.000 MHz
RBW	300.000 kHz	~ 400.000 kHz
VBW	1.000 MHz	~ 900.000 kHz
SweepPoints	1333	~ 1333
Sweeptime	1.340 ms	AUTO
Reference Level	0.000 dBm	0.000 dBm
Attenuation	10.000 dB	AUTO
Detector	RMS	RMS
SweepCount	100	100
Filter	3 dB	3 dB
Trace Mode	Average Power	Average Power
Sweeptype	Sweep	Sweep
Preamp	off	off

In-Band Emissions(3) (7085 MHz; 11ax40 (40 MHz))

Result

DUT Frequency (MHz)	Result
7085.000000	PASS

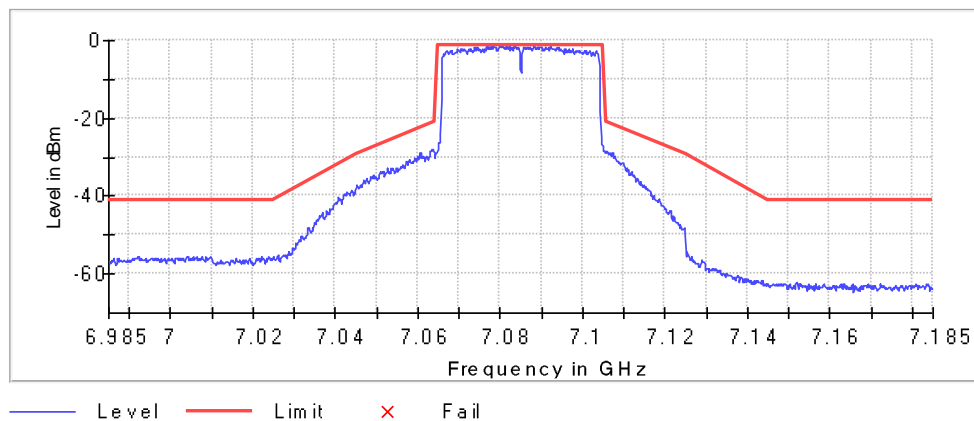
Inband Peak

Frequency (MHz)	Level (dBm)
7088.150788	-1.2

Measurements

Frequency (MHz)	Level (dBm)	Margin (dB)	Limit (dBm)	Result
7083.649662	-1.2	0.1	-1.2	PASS
7080.498875	-1.3	0.1	-1.2	PASS
7078.398350	-1.4	0.3	-1.2	PASS
7083.499625	-1.4	0.3	-1.2	PASS
7092.201800	-1.4	0.3	-1.2	PASS
7081.549137	-1.5	0.3	-1.2	PASS
7082.149287	-1.5	0.3	-1.2	PASS
7076.897974	-1.5	0.3	-1.2	PASS
7079.898725	-1.5	0.4	-1.2	PASS
7077.948237	-1.5	0.4	-1.2	PASS
7080.048762	-1.5	0.4	-1.2	PASS
7080.198800	-1.5	0.4	-1.2	PASS
7088.300825	-1.5	0.4	-1.2	PASS
7081.699175	-1.5	0.4	-1.2	PASS
7087.250563	-1.6	0.4	-1.2	PASS

In Band



Measurement 1

Setting	Instrument Value	Target Value
Start Frequency	6.98500 GHz	6.98500 GHz
Stop Frequency	7.18500 GHz	7.18500 GHz
Span	200.000 MHz	200.000 MHz
RBW	300.000 kHz	~ 400.000 kHz
VBW	1.000 MHz	~ 900.000 kHz
SweepPoints	1333	~ 1333
Sweeptime	1.340 ms	AUTO
Reference Level	0.000 dBm	0.000 dBm
Attenuation	10.000 dB	AUTO
Detector	RMS	RMS
SweepCount	100	100
Filter	3 dB	3 dB
Trace Mode	Average Power	Average Power
Sweeptype	Sweep	Sweep
Preamp	off	off

In-Band Emissions(4) (7085 MHz; 11ax40 (40 MHz))

Result

DUT Frequency (MHz)	Result
7085.000000	PASS

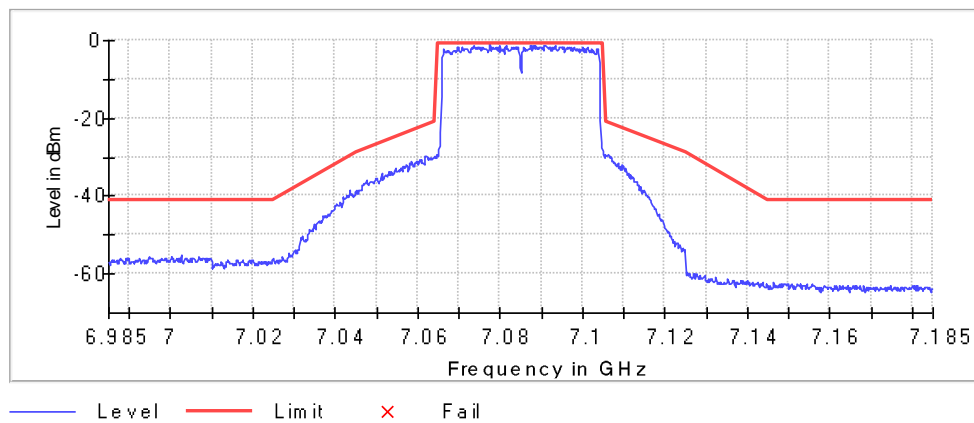
Inband Peak

Frequency (MHz)	Level (dBm)
7077.498125	-1.1

Measurements

Frequency (MHz)	Level (dBm)	Margin (dB)	Limit (dBm)	Result
7091.001500	-1.1	0.0	-1.1	PASS
7091.151538	-1.1	0.0	-1.1	PASS
7093.252063	-1.2	0.1	-1.1	PASS
7073.597149	-1.2	0.2	-1.1	PASS
7090.701425	-1.3	0.2	-1.1	PASS
7088.150788	-1.4	0.3	-1.1	PASS
7081.549137	-1.4	0.3	-1.1	PASS
7087.400600	-1.4	0.3	-1.1	PASS
7090.851463	-1.5	0.4	-1.1	PASS
7087.550638	-1.5	0.4	-1.1	PASS
7080.048762	-1.5	0.4	-1.1	PASS
7088.450863	-1.5	0.4	-1.1	PASS
7094.452363	-1.6	0.5	-1.1	PASS
7093.402101	-1.6	0.5	-1.1	PASS
7077.348087	-1.6	0.5	-1.1	PASS

In Band



Measurement 1

Setting	Instrument Value	Target Value
Start Frequency	6.98500 GHz	6.98500 GHz
Stop Frequency	7.18500 GHz	7.18500 GHz
Span	200.000 MHz	200.000 MHz
RBW	300.000 kHz	~ 400.000 kHz
VBW	1.000 MHz	~ 900.000 kHz
SweepPoints	1333	~ 1333
Sweeptime	1.340 ms	AUTO
Reference Level	0.000 dBm	0.000 dBm
Attenuation	10.000 dB	AUTO
Detector	RMS	RMS
SweepCount	100	100
Filter	3 dB	3 dB
Trace Mode	Average Power	Average Power
Sweeptype	Sweep	Sweep
Preamp	off	off

In-Band Emissions(1) (5985 MHz; 11ax80 (80 MHz))

Result

DUT Frequency (MHz)	Result
5985.000000	PASS

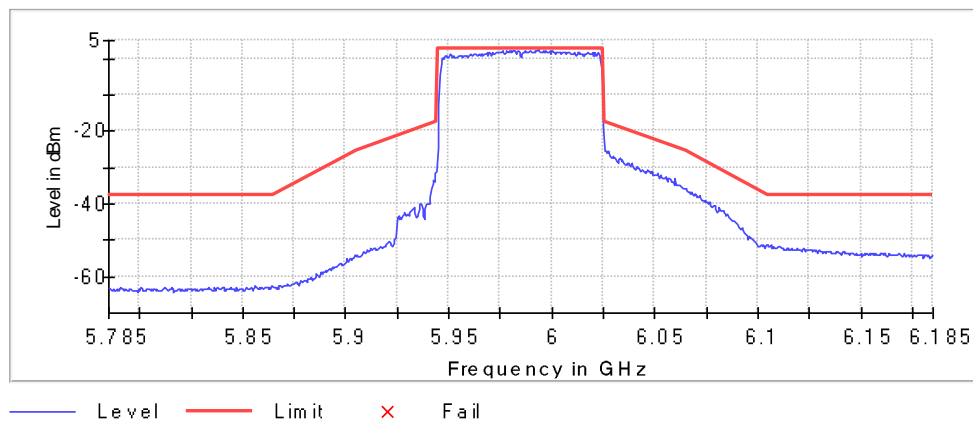
Inband Peak

Frequency (MHz)	Level (dBm)
5993.250000	2.5

Measurements

Frequency (MHz)	Level (dBm)	Margin (dB)	Limit (dBm)	Result
5993.250000	2.5	0.0	2.5	PASS
5992.250000	2.4	0.1	2.5	PASS
5989.750000	2.3	0.1	2.5	PASS
5987.250000	2.3	0.2	2.5	PASS
5993.750000	2.2	0.2	2.5	PASS
5997.250000	2.2	0.3	2.5	PASS
5979.250000	2.2	0.3	2.5	PASS
5981.750000	2.2	0.3	2.5	PASS
5978.250000	2.1	0.4	2.5	PASS
5980.250000	2.1	0.4	2.5	PASS
6000.250000	2.1	0.4	2.5	PASS
5989.250000	2.1	0.4	2.5	PASS
5983.750000	2.0	0.4	2.5	PASS
5992.750000	2.0	0.4	2.5	PASS
5976.250000	2.0	0.4	2.5	PASS

In Band



Measurement 1

Setting	Instrument Value	Target Value
Start Frequency	5.78500 GHz	5.78500 GHz
Stop Frequency	6.18500 GHz	6.18500 GHz
Span	400.000 MHz	400.000 MHz
RBW	1.000 MHz	~ 800.000 kHz
VBW	3.000 MHz	~ 3.000 MHz
SweepPoints	800	~ 800
Sweeptime	1.000 ms	AUTO
Reference Level	0.000 dBm	0.000 dBm
Attenuation	10.000 dB	AUTO
Detector	RMS	RMS
SweepCount	100	100
Filter	3 dB	3 dB
Trace Mode	Average Power	Average Power
Sweeptype	Sweep	Sweep
Preamp	off	off

In-Band Emissions(2) (5985 MHz; 11ax80 (80 MHz))

Result

DUT Frequency (MHz)	Result
5985.000000	PASS

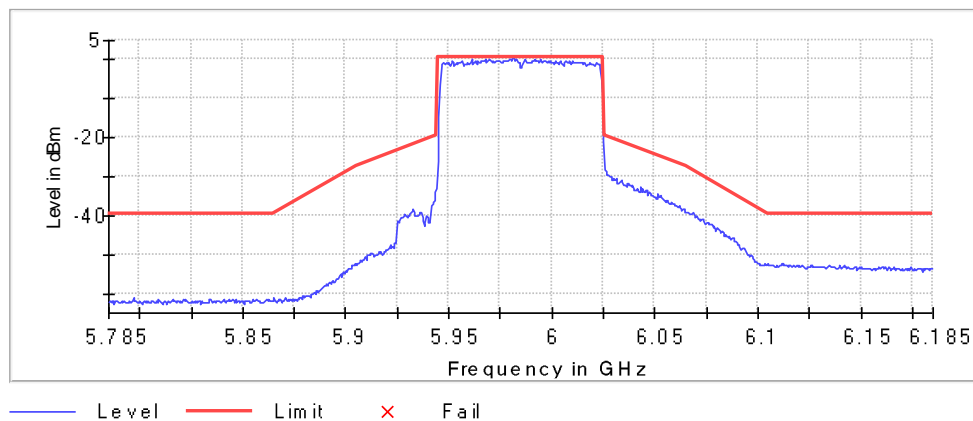
Inband Peak

Frequency (MHz)	Level (dBm)
5981.250000	0.5

Measurements

Frequency (MHz)	Level (dBm)	Margin (dB)	Limit (dBm)	Result
5981.250000	0.5	0.0	0.5	PASS
5983.250000	0.3	0.2	0.5	PASS
5982.750000	0.2	0.2	0.5	PASS
5994.750000	0.1	0.4	0.5	PASS
5986.750000	0.1	0.4	0.5	PASS
5979.250000	0.1	0.4	0.5	PASS
5979.750000	0.1	0.4	0.5	PASS
5967.750000	0.1	0.4	0.5	PASS
5981.750000	0.1	0.4	0.5	PASS
5969.750000	0.0	0.4	0.5	PASS
5980.250000	0.0	0.4	0.5	PASS
5987.250000	0.0	0.5	0.5	PASS
5961.250000	0.0	0.5	0.5	PASS
5991.750000	0.0	0.5	0.5	PASS
5994.250000	0.0	0.5	0.5	PASS

In Band



Measurement 1

Setting	Instrument Value	Target Value
Start Frequency	5.78500 GHz	5.78500 GHz
Stop Frequency	6.18500 GHz	6.18500 GHz
Span	400.000 MHz	400.000 MHz
RBW	1.000 MHz	~ 800.000 kHz
VBW	3.000 MHz	~ 3.000 MHz
SweepPoints	800	~ 800
Sweeptime	1.000 ms	AUTO
Reference Level	0.000 dBm	0.000 dBm
Attenuation	10.000 dB	AUTO
Detector	RMS	RMS
SweepCount	100	100
Filter	3 dB	3 dB
Trace Mode	Average Power	Average Power
Sweeptype	Sweep	Sweep
Preamp	off	off

In-Band Emissions(3) (5985 MHz; 11ax80 (80 MHz))

Result

DUT Frequency (MHz)	Result
5985.000000	PASS

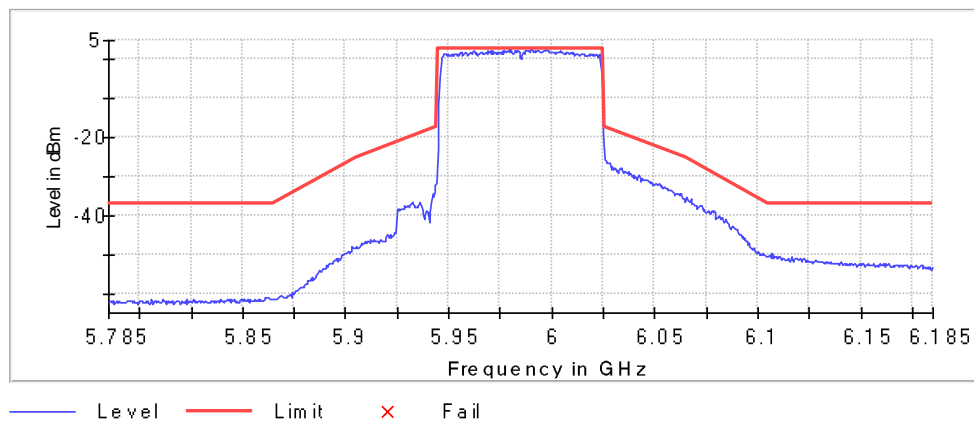
Inband Peak

Frequency (MHz)	Level (dBm)
5979.750000	2.9

Measurements

Frequency (MHz)	Level (dBm)	Margin (dB)	Limit (dBm)	Result
5979.750000	2.9	0.0	2.9	PASS
5997.250000	2.6	0.2	2.9	PASS
5990.250000	2.6	0.2	2.9	PASS
5990.750000	2.6	0.2	2.9	PASS
5989.750000	2.6	0.3	2.9	PASS
5992.750000	2.6	0.3	2.9	PASS
5988.750000	2.5	0.4	2.9	PASS
5982.750000	2.5	0.4	2.9	PASS
5997.750000	2.4	0.4	2.9	PASS
5982.250000	2.4	0.4	2.9	PASS
5978.750000	2.4	0.4	2.9	PASS
5970.250000	2.4	0.5	2.9	PASS
5995.750000	2.3	0.5	2.9	PASS
5980.250000	2.3	0.5	2.9	PASS
5991.750000	2.3	0.5	2.9	PASS

In Band



Measurement 1

Setting	Instrument Value	Target Value
Start Frequency	5.78500 GHz	5.78500 GHz
Stop Frequency	6.18500 GHz	6.18500 GHz
Span	400.000 MHz	400.000 MHz
RBW	1.000 MHz	~ 800.000 kHz
VBW	3.000 MHz	~ 3.000 MHz
SweepPoints	800	~ 800
Sweeptime	1.000 ms	AUTO
Reference Level	0.000 dBm	0.000 dBm
Attenuation	10.000 dB	AUTO
Detector	RMS	RMS
SweepCount	100	100
Filter	3 dB	3 dB
Trace Mode	Average Power	Average Power
Sweeptype	Sweep	Sweep
Preamp	off	off

In-Band Emissions(4) (5985 MHz; 11ax80 (80 MHz))

Result

DUT Frequency (MHz)	Result
5985.000000	PASS

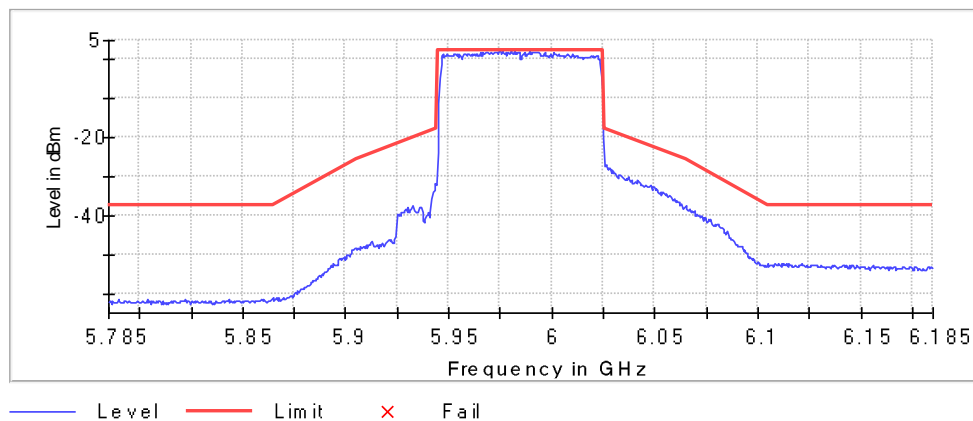
Inband Peak

Frequency (MHz)	Level (dBm)
5976.250000	2.5

Measurements

Frequency (MHz)	Level (dBm)	Margin (dB)	Limit (dBm)	Result
5976.250000	2.5	0.0	2.5	PASS
5981.750000	2.4	0.0	2.5	PASS
5980.250000	2.3	0.2	2.5	PASS
5974.750000	2.2	0.2	2.5	PASS
5989.250000	2.2	0.3	2.5	PASS
5970.750000	2.1	0.3	2.5	PASS
5984.250000	2.1	0.3	2.5	PASS
5992.250000	2.1	0.4	2.5	PASS
5976.750000	2.1	0.4	2.5	PASS
5965.250000	2.0	0.4	2.5	PASS
5982.750000	2.0	0.4	2.5	PASS
5990.750000	2.0	0.4	2.5	PASS
5972.250000	2.0	0.5	2.5	PASS
5968.250000	1.9	0.5	2.5	PASS
5973.750000	1.9	0.5	2.5	PASS

In Band



Measurement 1

Setting	Instrument Value	Target Value
Start Frequency	5.78500 GHz	5.78500 GHz
Stop Frequency	6.18500 GHz	6.18500 GHz
Span	400.000 MHz	400.000 MHz
RBW	1.000 MHz	~ 800.000 kHz
VBW	3.000 MHz	~ 3.000 MHz
SweepPoints	800	~ 800
Sweeptime	1.000 ms	AUTO
Reference Level	0.000 dBm	0.000 dBm
Attenuation	10.000 dB	AUTO
Detector	RMS	RMS
SweepCount	100	100
Filter	3 dB	3 dB
Trace Mode	Average Power	Average Power
Sweeptype	Sweep	Sweep
Preamp	off	off

In-Band Emissions(1) (6145 MHz; 11ax80 (80 MHz))

Result

DUT Frequency (MHz)	Result
6145.000000	PASS

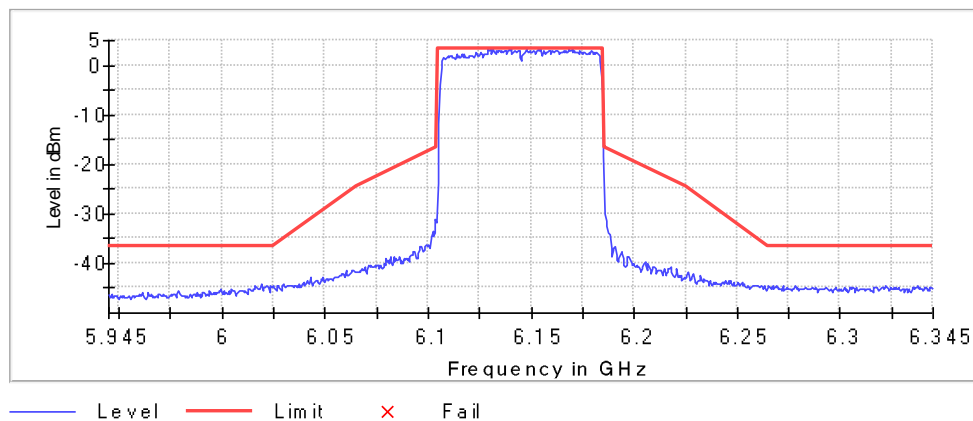
Inband Peak

Frequency (MHz)	Level (dBm)
6153.250000	3.4

Measurements

Frequency (MHz)	Level (dBm)	Margin (dB)	Limit (dBm)	Result
6153.250000	3.4	0.0	3.4	PASS
6140.250000	3.4	0.0	3.4	PASS
6147.750000	3.2	0.2	3.4	PASS
6129.250000	3.2	0.2	3.4	PASS
6154.750000	3.2	0.2	3.4	PASS
6169.750000	3.2	0.2	3.4	PASS
6139.250000	3.2	0.2	3.4	PASS
6168.250000	3.2	0.2	3.4	PASS
6130.250000	3.1	0.3	3.4	PASS
6131.750000	3.1	0.3	3.4	PASS
6151.250000	3.1	0.3	3.4	PASS
6169.250000	3.1	0.3	3.4	PASS
6162.250000	3.1	0.3	3.4	PASS
6139.750000	3.1	0.3	3.4	PASS
6170.750000	3.1	0.3	3.4	PASS

In Band



Measurement 1

Setting	Instrument Value	Target Value
Start Frequency	5.94500 GHz	5.94500 GHz
Stop Frequency	6.34500 GHz	6.34500 GHz
Span	400.000 MHz	400.000 MHz
RBW	1.000 MHz	~ 800.000 kHz
VBW	3.000 MHz	~ 3.000 MHz
SweepPoints	800	~ 800
Sweeptime	1.000 ms	AUTO
Reference Level	10.000 dBm	0.000 dBm
Attenuation	20.000 dB	AUTO
Detector	RMS	RMS
SweepCount	100	100
Filter	3 dB	3 dB
Trace Mode	Average Power	Average Power
Sweeptype	Sweep	Sweep
Preamp	off	off

In-Band Emissions(2) (6145 MHz; 11ax80 (80 MHz))

Result

DUT Frequency (MHz)	Result
6145.000000	PASS

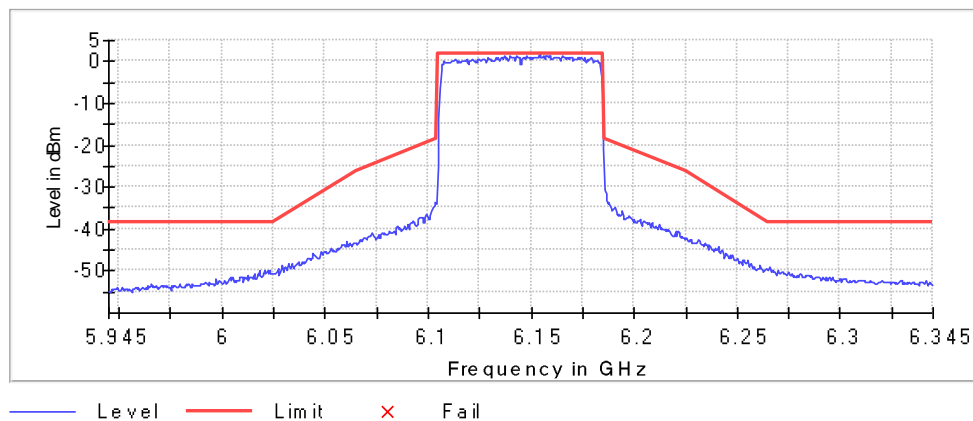
Inband Peak

Frequency (MHz)	Level (dBm)
6154.250000	1.6

Measurements

Frequency (MHz)	Level (dBm)	Margin (dB)	Limit (dBm)	Result
6142.750000	1.5	0.0	1.6	PASS
6157.750000	1.5	0.1	1.6	PASS
6147.750000	1.4	0.2	1.6	PASS
6159.250000	1.4	0.2	1.6	PASS
6157.250000	1.3	0.2	1.6	PASS
6155.750000	1.3	0.3	1.6	PASS
6143.250000	1.2	0.3	1.6	PASS
6139.750000	1.2	0.3	1.6	PASS
6165.250000	1.2	0.4	1.6	PASS
6153.750000	1.2	0.4	1.6	PASS
6137.250000	1.2	0.4	1.6	PASS
6158.750000	1.2	0.4	1.6	PASS
6152.750000	1.1	0.4	1.6	PASS
6150.250000	1.1	0.4	1.6	PASS
6136.250000	1.1	0.4	1.6	PASS

In Band



Measurement 1

Setting	Instrument Value	Target Value
Start Frequency	5.94500 GHz	5.94500 GHz
Stop Frequency	6.34500 GHz	6.34500 GHz
Span	400.000 MHz	400.000 MHz
RBW	1.000 MHz	~ 800.000 kHz
VBW	3.000 MHz	~ 3.000 MHz
SweepPoints	800	~ 800
Sweeptime	1.000 ms	AUTO
Reference Level	0.000 dBm	0.000 dBm
Attenuation	10.000 dB	AUTO
Detector	RMS	RMS
SweepCount	100	100
Filter	3 dB	3 dB
Trace Mode	Average Power	Average Power
Sweeptype	Sweep	Sweep
Preamp	off	off

In-Band Emissions(3) (6145 MHz; 11ax80 (80 MHz))

Result

DUT Frequency (MHz)	Result
6145.000000	PASS

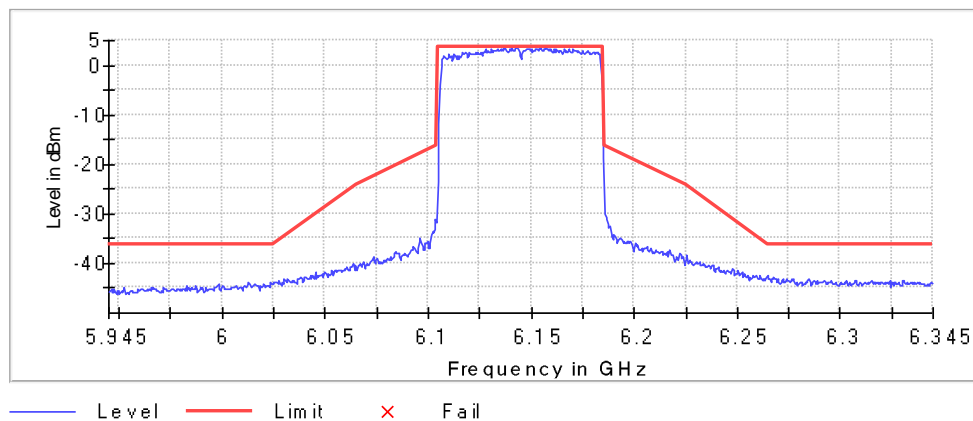
Inband Peak

Frequency (MHz)	Level (dBm)
6140.750000	3.8

Measurements

Frequency (MHz)	Level (dBm)	Margin (dB)	Limit (dBm)	Result
6142.750000	3.7	0.1	3.8	PASS
6137.250000	3.6	0.2	3.8	PASS
6157.250000	3.5	0.2	3.8	PASS
6143.250000	3.5	0.3	3.8	PASS
6154.750000	3.5	0.3	3.8	PASS
6152.750000	3.5	0.3	3.8	PASS
6149.250000	3.4	0.3	3.8	PASS
6147.750000	3.4	0.3	3.8	PASS
6161.250000	3.4	0.3	3.8	PASS
6150.250000	3.4	0.4	3.8	PASS
6154.250000	3.4	0.4	3.8	PASS
6148.750000	3.3	0.4	3.8	PASS
6156.250000	3.3	0.5	3.8	PASS
6127.750000	3.3	0.5	3.8	PASS
6157.750000	3.3	0.5	3.8	PASS

In Band



Measurement 1

Setting	Instrument Value	Target Value
Start Frequency	5.94500 GHz	5.94500 GHz
Stop Frequency	6.34500 GHz	6.34500 GHz
Span	400.000 MHz	400.000 MHz
RBW	1.000 MHz	~ 800.000 kHz
VBW	3.000 MHz	~ 3.000 MHz
SweepPoints	800	~ 800
Sweeptime	1.000 ms	AUTO
Reference Level	10.000 dBm	0.000 dBm
Attenuation	20.000 dB	AUTO
Detector	RMS	RMS
SweepCount	100	100
Filter	3 dB	3 dB
Trace Mode	Average Power	Average Power
Sweeptype	Sweep	Sweep
Preamp	off	off

In-Band Emissions(4) (6145 MHz; 11ax80 (80 MHz))

Result

DUT Frequency (MHz)	Result
6145.000000	PASS

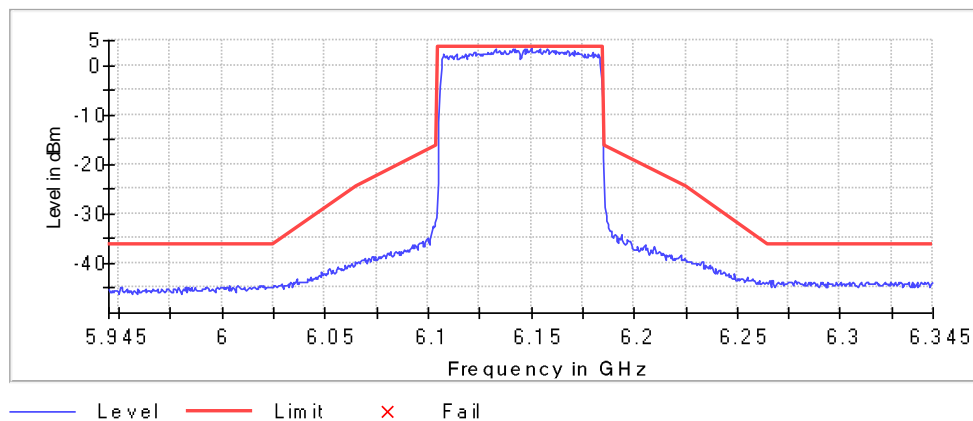
Inband Peak

Frequency (MHz)	Level (dBm)
6150.250000	3.6

Measurements

Frequency (MHz)	Level (dBm)	Margin (dB)	Limit (dBm)	Result
6148.250000	3.4	0.2	3.6	PASS
6141.250000	3.4	0.2	3.6	PASS
6157.750000	3.2	0.4	3.6	PASS
6154.250000	3.2	0.4	3.6	PASS
6132.750000	3.2	0.4	3.6	PASS
6142.250000	3.1	0.5	3.6	PASS
6146.750000	3.1	0.5	3.6	PASS
6153.750000	3.1	0.5	3.6	PASS
6152.750000	3.1	0.5	3.6	PASS
6146.250000	3.1	0.6	3.6	PASS
6132.250000	3.0	0.6	3.6	PASS
6149.250000	3.0	0.6	3.6	PASS
6158.250000	2.9	0.7	3.6	PASS
6137.250000	2.9	0.7	3.6	PASS
6160.250000	2.9	0.7	3.6	PASS

In Band



Measurement 1

Setting	Instrument Value	Target Value
Start Frequency	5.94500 GHz	5.94500 GHz
Stop Frequency	6.34500 GHz	6.34500 GHz
Span	400.000 MHz	400.000 MHz
RBW	1.000 MHz	~ 800.000 kHz
VBW	3.000 MHz	~ 3.000 MHz
SweepPoints	800	~ 800
Sweeptime	1.000 ms	AUTO
Reference Level	10.000 dBm	0.000 dBm
Attenuation	20.000 dB	AUTO
Detector	RMS	RMS
SweepCount	100	100
Filter	3 dB	3 dB
Trace Mode	Average Power	Average Power
Sweeptype	Sweep	Sweep
Preamp	off	off

In-Band Emissions(1) (6385 MHz; 11ax80 (80 MHz))

Result

DUT Frequency (MHz)	Result
6385.000000	PASS

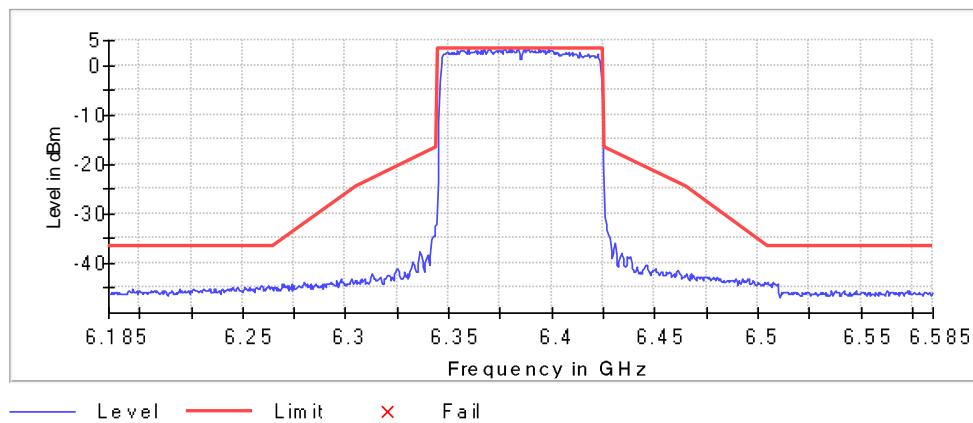
Inband Peak

Frequency (MHz)	Level (dBm)
6388.750000	3.4

Measurements

Frequency (MHz)	Level (dBm)	Margin (dB)	Limit (dBm)	Result
6383.750000	3.3	0.0	3.4	PASS
6377.250000	3.3	0.1	3.4	PASS
6359.750000	3.3	0.1	3.4	PASS
6380.250000	3.2	0.1	3.4	PASS
6398.250000	3.2	0.1	3.4	PASS
6369.750000	3.2	0.1	3.4	PASS
6379.250000	3.2	0.1	3.4	PASS
6367.250000	3.2	0.2	3.4	PASS
6386.750000	3.2	0.2	3.4	PASS
6393.750000	3.1	0.2	3.4	PASS
6377.750000	3.1	0.3	3.4	PASS
6396.750000	3.1	0.3	3.4	PASS
6368.750000	3.0	0.3	3.4	PASS
6390.250000	3.0	0.3	3.4	PASS
6357.250000	3.0	0.4	3.4	PASS

In Band



Measurement 1

Setting	Instrument Value	Target Value
Start Frequency	6.18500 GHz	6.18500 GHz
Stop Frequency	6.58500 GHz	6.58500 GHz
Span	400.000 MHz	400.000 MHz
RBW	1.000 MHz	~ 800.000 kHz
VBW	3.000 MHz	~ 3.000 MHz
SweepPoints	800	~ 800
Sweeptime	1.000 ms	AUTO
Reference Level	10.000 dBm	0.000 dBm
Attenuation	20.000 dB	AUTO
Detector	RMS	RMS
SweepCount	100	100
Filter	3 dB	3 dB
Trace Mode	Average Power	Average Power
Sweeptype	Sweep	Sweep
Preamp	off	off

In-Band Emissions(2) (6385 MHz; 11ax80 (80 MHz))

Result

DUT Frequency (MHz)	Result
6385.000000	PASS

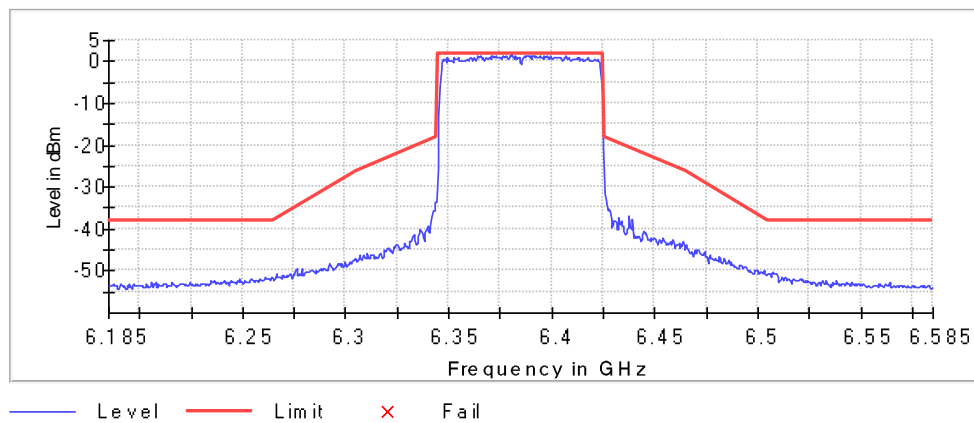
Inband Peak

Frequency (MHz)	Level (dBm)
6380.750000	1.8

Measurements

Frequency (MHz)	Level (dBm)	Margin (dB)	Limit (dBm)	Result
6380.750000	1.8	0.0	1.8	PASS
6376.750000	1.5	0.3	1.8	PASS
6376.250000	1.5	0.3	1.8	PASS
6380.250000	1.4	0.4	1.8	PASS
6388.750000	1.4	0.4	1.8	PASS
6390.750000	1.4	0.4	1.8	PASS
6394.250000	1.4	0.4	1.8	PASS
6397.750000	1.4	0.5	1.8	PASS
6365.750000	1.4	0.5	1.8	PASS
6399.250000	1.4	0.5	1.8	PASS
6379.750000	1.4	0.5	1.8	PASS
6388.250000	1.4	0.5	1.8	PASS
6392.250000	1.3	0.5	1.8	PASS
6382.250000	1.3	0.5	1.8	PASS
6407.250000	1.3	0.5	1.8	PASS

In Band



Measurement 1

Setting	Instrument Value	Target Value
Start Frequency	6.18500 GHz	6.18500 GHz
Stop Frequency	6.58500 GHz	6.58500 GHz
Span	400.000 MHz	400.000 MHz
RBW	1.000 MHz	~ 800.000 kHz
VBW	3.000 MHz	~ 3.000 MHz
SweepPoints	800	~ 800
Sweeptime	1.000 ms	AUTO
Reference Level	0.000 dBm	0.000 dBm
Attenuation	10.000 dB	AUTO
Detector	RMS	RMS
SweepCount	100	100
Filter	3 dB	3 dB
Trace Mode	Average Power	Average Power
Sweeptype	Sweep	Sweep
Preamp	off	off

In-Band Emissions(3) (6385 MHz; 11ax80 (80 MHz))

Result

DUT Frequency (MHz)	Result
6385.000000	PASS

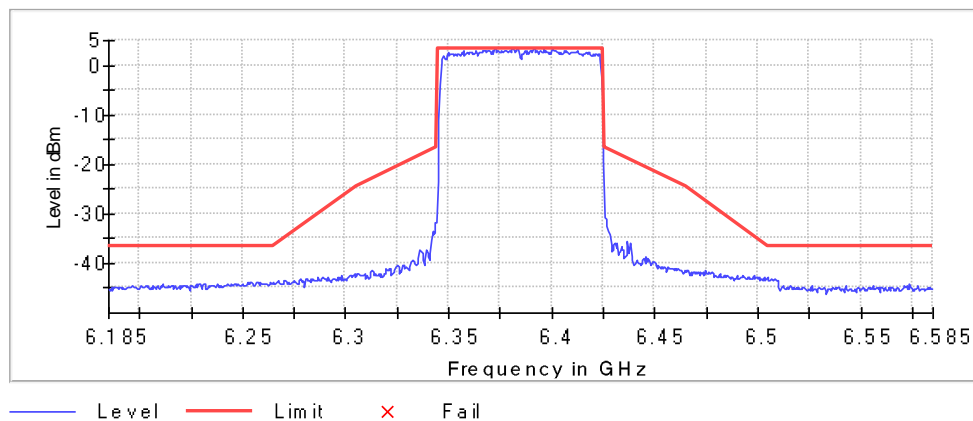
Inband Peak

Frequency (MHz)	Level (dBm)
6396.250000	3.4

Measurements

Frequency (MHz)	Level (dBm)	Margin (dB)	Limit (dBm)	Result
6391.250000	3.4	0.0	3.4	PASS
6383.750000	3.4	0.0	3.4	PASS
6372.750000	3.4	0.0	3.4	PASS
6381.250000	3.3	0.1	3.4	PASS
6380.750000	3.2	0.2	3.4	PASS
6400.250000	3.2	0.2	3.4	PASS
6383.250000	3.2	0.3	3.4	PASS
6372.250000	3.1	0.3	3.4	PASS
6391.750000	3.1	0.3	3.4	PASS
6390.250000	3.1	0.3	3.4	PASS
6367.750000	3.1	0.3	3.4	PASS
6397.250000	3.1	0.3	3.4	PASS
6369.750000	3.1	0.3	3.4	PASS
6402.250000	3.1	0.4	3.4	PASS
6366.750000	3.0	0.4	3.4	PASS

In Band



Measurement 1

Setting	Instrument Value	Target Value
Start Frequency	6.18500 GHz	6.18500 GHz
Stop Frequency	6.58500 GHz	6.58500 GHz
Span	400.000 MHz	400.000 MHz
RBW	1.000 MHz	~ 800.000 kHz
VBW	3.000 MHz	~ 3.000 MHz
SweepPoints	800	~ 800
Sweeptime	1.000 ms	AUTO
Reference Level	10.000 dBm	0.000 dBm
Attenuation	20.000 dB	AUTO
Detector	RMS	RMS
SweepCount	100	100
Filter	3 dB	3 dB
Trace Mode	Average Power	Average Power
Sweeptype	Sweep	Sweep
Preamp	off	off

In-Band Emissions(4) (6385 MHz; 11ax80 (80 MHz))

Result

DUT Frequency (MHz)	Result
6385.000000	PASS

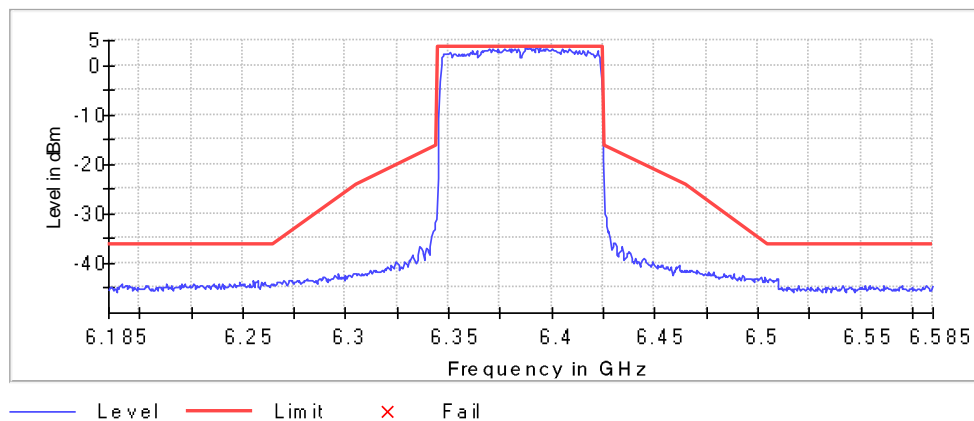
Inband Peak

Frequency (MHz)	Level (dBm)
6387.250000	3.7

Measurements

Frequency (MHz)	Level (dBm)	Margin (dB)	Limit (dBm)	Result
6392.750000	3.6	0.1	3.7	PASS
6389.250000	3.5	0.2	3.7	PASS
6394.250000	3.5	0.2	3.7	PASS
6387.750000	3.5	0.2	3.7	PASS
6390.250000	3.4	0.3	3.7	PASS
6380.750000	3.4	0.3	3.7	PASS
6389.750000	3.4	0.3	3.7	PASS
6392.250000	3.4	0.3	3.7	PASS
6405.250000	3.4	0.3	3.7	PASS
6397.250000	3.4	0.3	3.7	PASS
6391.250000	3.3	0.4	3.7	PASS
6369.750000	3.3	0.4	3.7	PASS
6381.750000	3.3	0.4	3.7	PASS
6379.250000	3.3	0.4	3.7	PASS
6408.750000	3.3	0.4	3.7	PASS

In Band



Measurement 1

Setting	Instrument Value	Target Value
Start Frequency	6.18500 GHz	6.18500 GHz
Stop Frequency	6.58500 GHz	6.58500 GHz
Span	400.000 MHz	400.000 MHz
RBW	1.000 MHz	~ 800.000 kHz
VBW	3.000 MHz	~ 3.000 MHz
SweepPoints	800	~ 800
Sweeptime	1.000 ms	AUTO
Reference Level	10.000 dBm	0.000 dBm
Attenuation	20.000 dB	AUTO
Detector	RMS	RMS
SweepCount	100	100
Filter	3 dB	3 dB
Trace Mode	Average Power	Average Power
Sweeptype	Sweep	Sweep
Preamp	off	off

In-Band Emissions(1) (6465 MHz; 11ax80 (80 MHz))

Result

DUT Frequency (MHz)	Result
6465.000000	PASS

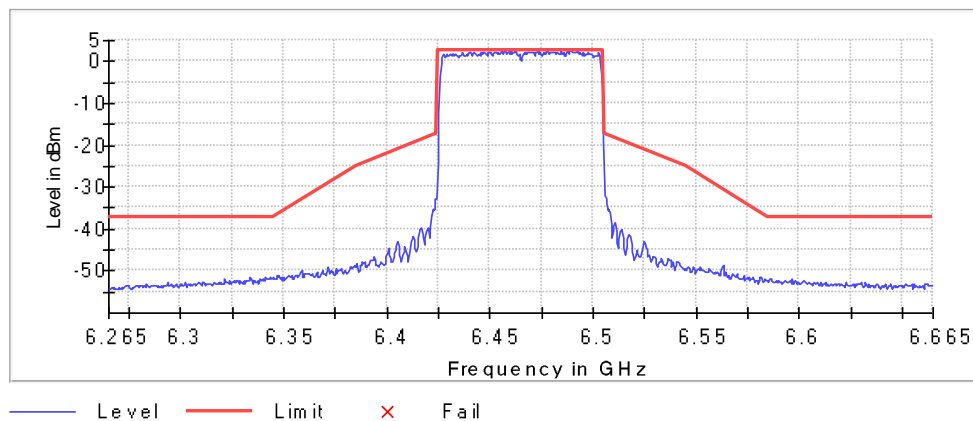
Inband Peak

Frequency (MHz)	Level (dBm)
6459.250000	2.7

Measurements

Frequency (MHz)	Level (dBm)	Margin (dB)	Limit (dBm)	Result
6459.250000	2.7	0.0	2.7	PASS
6488.750000	2.6	0.1	2.7	PASS
6492.250000	2.6	0.2	2.7	PASS
6460.250000	2.6	0.2	2.7	PASS
6487.750000	2.5	0.2	2.7	PASS
6484.750000	2.5	0.2	2.7	PASS
6455.750000	2.5	0.3	2.7	PASS
6457.250000	2.4	0.3	2.7	PASS
6473.250000	2.4	0.3	2.7	PASS
6489.250000	2.4	0.3	2.7	PASS
6477.750000	2.4	0.4	2.7	PASS
6462.250000	2.4	0.4	2.7	PASS
6490.250000	2.3	0.4	2.7	PASS
6475.750000	2.3	0.4	2.7	PASS
6458.750000	2.3	0.4	2.7	PASS

In Band



Measurement 1

Setting	Instrument Value	Target Value
Start Frequency	6.26500 GHz	6.26500 GHz
Stop Frequency	6.66500 GHz	6.66500 GHz
Span	400.000 MHz	400.000 MHz
RBW	1.000 MHz	~ 800.000 kHz
VBW	3.000 MHz	~ 3.000 MHz
SweepPoints	800	~ 800
Sweeptime	1.000 ms	AUTO
Reference Level	0.000 dBm	0.000 dBm
Attenuation	10.000 dB	AUTO
Detector	RMS	RMS
SweepCount	100	100
Filter	3 dB	3 dB
Trace Mode	Average Power	Average Power
Sweeptype	Sweep	Sweep
Preamp	off	off

In-Band Emissions(2) (6465 MHz; 11ax80 (80 MHz))

Result

DUT Frequency (MHz)	Result
6465.000000	PASS

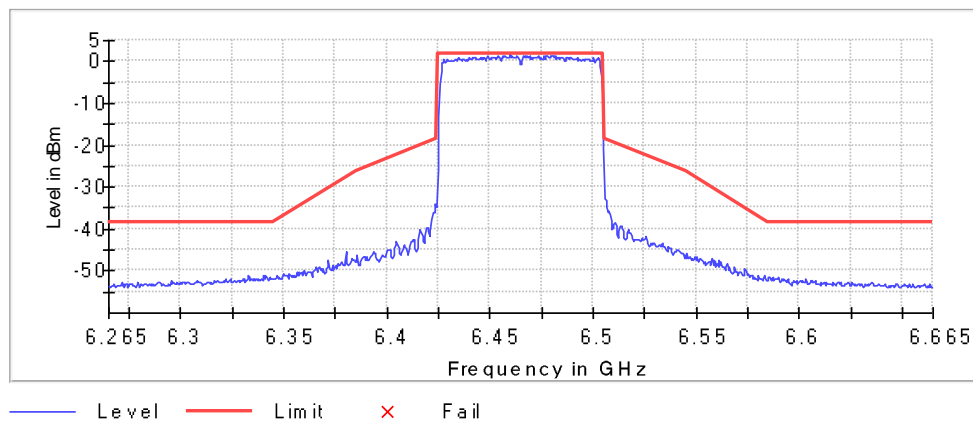
Inband Peak

Frequency (MHz)	Level (dBm)
6459.750000	1.6

Measurements

Frequency (MHz)	Level (dBm)	Margin (dB)	Limit (dBm)	Result
6480.250000	1.4	0.2	1.6	PASS
6468.250000	1.3	0.3	1.6	PASS
6479.750000	1.3	0.3	1.6	PASS
6476.250000	1.3	0.3	1.6	PASS
6473.250000	1.3	0.3	1.6	PASS
6467.250000	1.3	0.3	1.6	PASS
6463.250000	1.3	0.3	1.6	PASS
6480.750000	1.3	0.3	1.6	PASS
6454.250000	1.3	0.3	1.6	PASS
6481.750000	1.2	0.4	1.6	PASS
6460.750000	1.2	0.4	1.6	PASS
6457.250000	1.2	0.4	1.6	PASS
6469.250000	1.2	0.4	1.6	PASS
6477.250000	1.2	0.4	1.6	PASS
6449.250000	1.2	0.4	1.6	PASS

In Band



Measurement 1

Setting	Instrument Value	Target Value
Start Frequency	6.26500 GHz	6.26500 GHz
Stop Frequency	6.66500 GHz	6.66500 GHz
Span	400.000 MHz	400.000 MHz
RBW	1.000 MHz	~ 800.000 kHz
VBW	3.000 MHz	~ 3.000 MHz
SweepPoints	800	~ 800
Sweeptime	1.000 ms	AUTO
Reference Level	0.000 dBm	0.000 dBm
Attenuation	10.000 dB	AUTO
Detector	RMS	RMS
SweepCount	100	100
Filter	3 dB	3 dB
Trace Mode	Average Power	Average Power
Sweeptype	Sweep	Sweep
Preamp	off	off

In-Band Emissions(3) (6465 MHz; 11ax80 (80 MHz))

Result

DUT Frequency (MHz)	Result
6465.000000	PASS

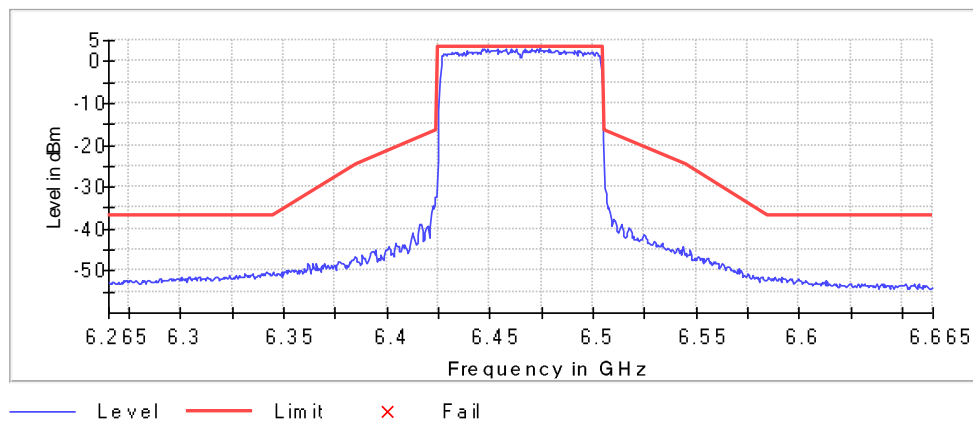
Inband Peak

Frequency (MHz)	Level (dBm)
6474.250000	3.3

Measurements

Frequency (MHz)	Level (dBm)	Margin (dB)	Limit (dBm)	Result
6474.250000	3.3	0.0	3.3	PASS
6467.250000	3.0	0.3	3.3	PASS
6457.750000	3.0	0.3	3.3	PASS
6446.250000	2.9	0.4	3.3	PASS
6460.250000	2.9	0.4	3.3	PASS
6470.250000	2.9	0.4	3.3	PASS
6478.750000	2.9	0.4	3.3	PASS
6462.750000	2.8	0.5	3.3	PASS
6449.250000	2.8	0.5	3.3	PASS
6453.750000	2.8	0.5	3.3	PASS
6447.250000	2.8	0.5	3.3	PASS
6472.750000	2.8	0.6	3.3	PASS
6458.250000	2.7	0.6	3.3	PASS
6451.250000	2.7	0.6	3.3	PASS
6448.750000	2.7	0.6	3.3	PASS

In Band



Measurement 1

Setting	Instrument Value	Target Value
Start Frequency	6.26500 GHz	6.26500 GHz
Stop Frequency	6.66500 GHz	6.66500 GHz
Span	400.000 MHz	400.000 MHz
RBW	1.000 MHz	~ 800.000 kHz
VBW	3.000 MHz	~ 3.000 MHz
SweepPoints	800	~ 800
Sweeptime	1.000 ms	AUTO
Reference Level	0.000 dBm	0.000 dBm
Attenuation	10.000 dB	AUTO
Detector	RMS	RMS
SweepCount	100	100
Filter	3 dB	3 dB
Trace Mode	Average Power	Average Power
Sweeptype	Sweep	Sweep
Preamp	off	off

In-Band Emissions(4) (6465 MHz; 11ax80 (80 MHz))

Result

DUT Frequency (MHz)	Result
6465.000000	PASS

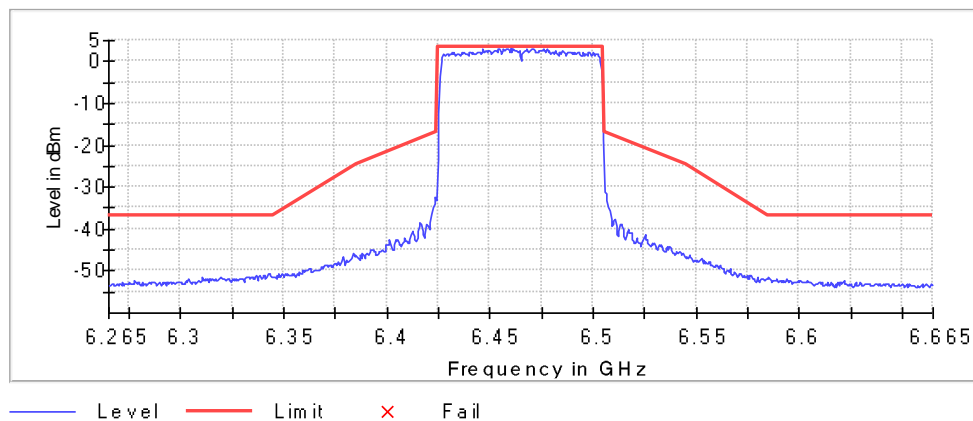
Inband Peak

Frequency (MHz)	Level (dBm)
6460.250000	3.3

Measurements

Frequency (MHz)	Level (dBm)	Margin (dB)	Limit (dBm)	Result
6460.250000	3.3	0.0	3.3	PASS
6458.250000	3.1	0.1	3.3	PASS
6477.750000	3.0	0.2	3.3	PASS
6468.250000	3.0	0.3	3.3	PASS
6471.250000	2.9	0.3	3.3	PASS
6461.250000	2.9	0.3	3.3	PASS
6475.750000	2.9	0.3	3.3	PASS
6454.250000	2.9	0.4	3.3	PASS
6470.750000	2.9	0.4	3.3	PASS
6458.750000	2.9	0.4	3.3	PASS
6446.750000	2.8	0.4	3.3	PASS
6470.250000	2.8	0.5	3.3	PASS
6454.750000	2.8	0.5	3.3	PASS
6456.750000	2.8	0.5	3.3	PASS
6457.750000	2.8	0.5	3.3	PASS

In Band



Measurement 1

Setting	Instrument Value	Target Value
Start Frequency	6.26500 GHz	6.26500 GHz
Stop Frequency	6.66500 GHz	6.66500 GHz
Span	400.000 MHz	400.000 MHz
RBW	1.000 MHz	~ 800.000 kHz
VBW	3.000 MHz	~ 3.000 MHz
SweepPoints	800	~ 800
Sweeptime	1.000 ms	AUTO
Reference Level	0.000 dBm	0.000 dBm
Attenuation	10.000 dB	AUTO
Detector	RMS	RMS
SweepCount	100	100
Filter	3 dB	3 dB
Trace Mode	Average Power	Average Power
Sweeptype	Sweep	Sweep
Preamp	off	off

In-Band Emissions(1) (6545 MHz; 11ax80 (80 MHz))

Result

DUT Frequency (MHz)	Result
6545.000000	PASS

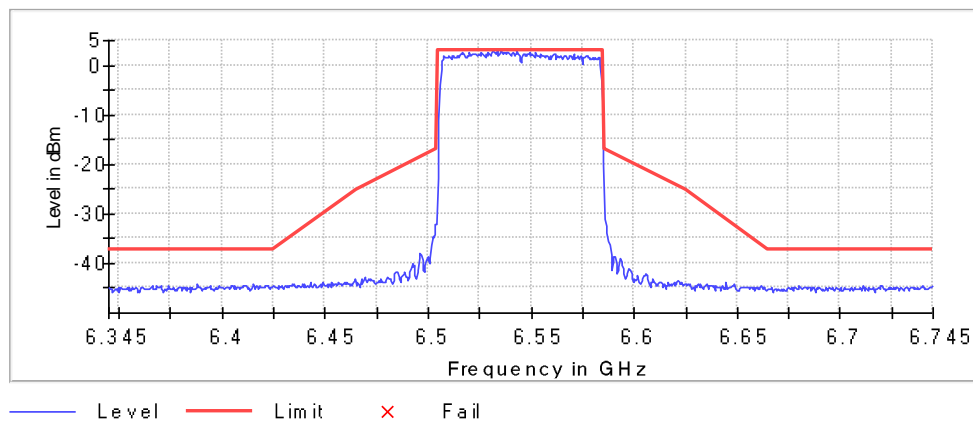
Inband Peak

Frequency (MHz)	Level (dBm)
6533.750000	2.8

Measurements

Frequency (MHz)	Level (dBm)	Margin (dB)	Limit (dBm)	Result
6531.250000	2.8	0.0	2.8	PASS
6543.250000	2.8	0.0	2.8	PASS
6535.250000	2.8	0.0	2.8	PASS
6531.750000	2.8	0.1	2.8	PASS
6536.250000	2.8	0.1	2.8	PASS
6533.250000	2.7	0.1	2.8	PASS
6537.250000	2.7	0.2	2.8	PASS
6538.250000	2.7	0.2	2.8	PASS
6532.250000	2.7	0.2	2.8	PASS
6520.250000	2.5	0.3	2.8	PASS
6538.750000	2.5	0.3	2.8	PASS
6535.750000	2.5	0.3	2.8	PASS
6549.250000	2.5	0.3	2.8	PASS
6552.250000	2.5	0.3	2.8	PASS
6516.750000	2.5	0.4	2.8	PASS

In Band



Measurement 1

Setting	Instrument Value	Target Value
Start Frequency	6.34500 GHz	6.34500 GHz
Stop Frequency	6.74500 GHz	6.74500 GHz
Span	400.000 MHz	400.000 MHz
RBW	1.000 MHz	~ 800.000 kHz
VBW	3.000 MHz	~ 3.000 MHz
SweepPoints	800	~ 800
Sweeptime	1.000 ms	AUTO
Reference Level	10.000 dBm	0.000 dBm
Attenuation	20.000 dB	AUTO
Detector	RMS	RMS
SweepCount	100	100
Filter	3 dB	3 dB
Trace Mode	Average Power	Average Power
Sweeptype	Sweep	Sweep
Preamp	off	off

In-Band Emissions(2) (6545 MHz; 11ax80 (80 MHz))

Result

DUT Frequency (MHz)	Result
6545.000000	PASS

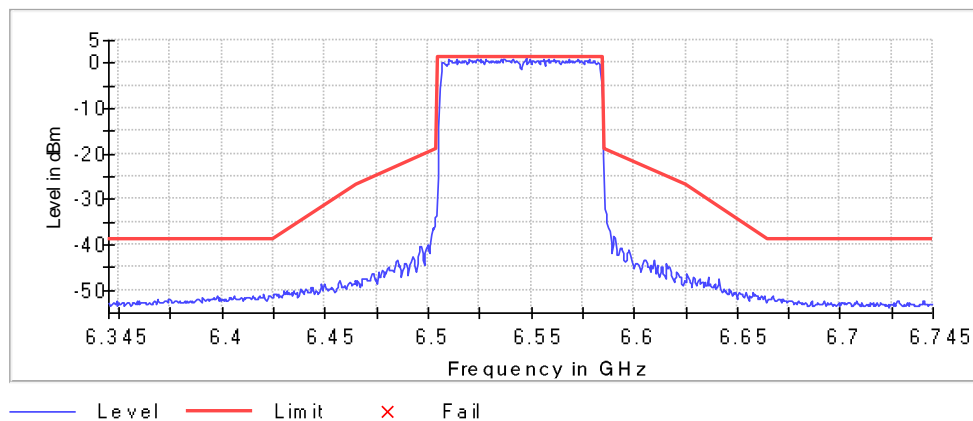
Inband Peak

Frequency (MHz)	Level (dBm)
6547.750000	1.1

Measurements

Frequency (MHz)	Level (dBm)	Margin (dB)	Limit (dBm)	Result
6547.750000	1.1	0.0	1.1	PASS
6537.250000	1.0	0.1	1.1	PASS
6525.250000	1.0	0.1	1.1	PASS
6513.750000	1.0	0.1	1.1	PASS
6535.250000	1.0	0.1	1.1	PASS
6527.750000	0.9	0.1	1.1	PASS
6568.250000	0.9	0.1	1.1	PASS
6510.250000	0.9	0.2	1.1	PASS
6541.250000	0.8	0.3	1.1	PASS
6556.250000	0.8	0.3	1.1	PASS
6523.750000	0.8	0.3	1.1	PASS
6561.250000	0.8	0.3	1.1	PASS
6558.250000	0.7	0.3	1.1	PASS
6536.750000	0.7	0.3	1.1	PASS
6578.250000	0.7	0.3	1.1	PASS

In Band



Measurement 1

Setting	Instrument Value	Target Value
Start Frequency	6.34500 GHz	6.34500 GHz
Stop Frequency	6.74500 GHz	6.74500 GHz
Span	400.000 MHz	400.000 MHz
RBW	1.000 MHz	~ 800.000 kHz
VBW	3.000 MHz	~ 3.000 MHz
SweepPoints	800	~ 800
Sweeptime	1.000 ms	AUTO
Reference Level	0.000 dBm	0.000 dBm
Attenuation	10.000 dB	AUTO
Detector	RMS	RMS
SweepCount	100	100
Filter	3 dB	3 dB
Trace Mode	Average Power	Average Power
Sweeptype	Sweep	Sweep
Preamp	off	off

In-Band Emissions(3) (6545 MHz; 11ax80 (80 MHz))

Result

DUT Frequency (MHz)	Result
6545.000000	PASS

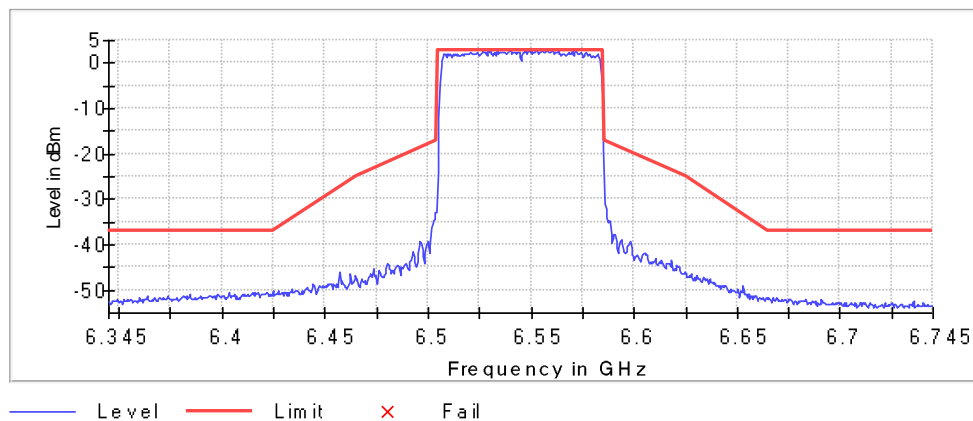
Inband Peak

Frequency (MHz)	Level (dBm)
6552.750000	2.9

Measurements

Frequency (MHz)	Level (dBm)	Margin (dB)	Limit (dBm)	Result
6552.750000	2.9	0.0	2.9	PASS
6540.250000	2.9	0.0	2.9	PASS
6557.250000	2.8	0.1	2.9	PASS
6529.250000	2.8	0.1	2.9	PASS
6548.750000	2.8	0.1	2.9	PASS
6552.250000	2.8	0.1	2.9	PASS
6539.750000	2.8	0.2	2.9	PASS
6539.250000	2.8	0.2	2.9	PASS
6557.750000	2.7	0.2	2.9	PASS
6526.750000	2.7	0.2	2.9	PASS
6549.250000	2.7	0.2	2.9	PASS
6547.250000	2.6	0.3	2.9	PASS
6550.250000	2.6	0.3	2.9	PASS
6571.750000	2.6	0.3	2.9	PASS
6560.250000	2.6	0.3	2.9	PASS

In Band



Measurement 1

Setting	Instrument Value	Target Value
Start Frequency	6.34500 GHz	6.34500 GHz
Stop Frequency	6.74500 GHz	6.74500 GHz
Span	400.000 MHz	400.000 MHz
RBW	1.000 MHz	~ 800.000 kHz
VBW	3.000 MHz	~ 3.000 MHz
SweepPoints	800	~ 800
Sweeptime	1.000 ms	AUTO
Reference Level	0.000 dBm	0.000 dBm
Attenuation	10.000 dB	AUTO
Detector	RMS	RMS
SweepCount	100	100
Filter	3 dB	3 dB
Trace Mode	Average Power	Average Power
Sweeptype	Sweep	Sweep
Preamp	off	off

In-Band Emissions(4) (6545 MHz; 11ax80 (80 MHz))

Result

DUT Frequency (MHz)	Result
6545.000000	PASS

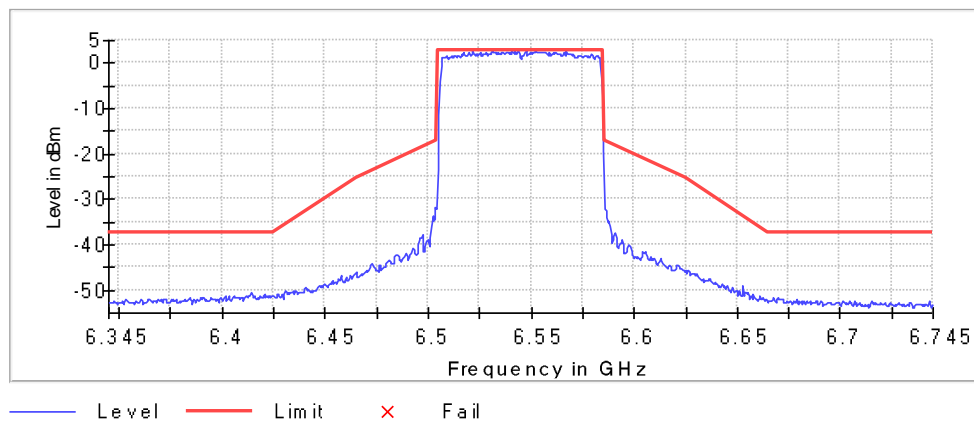
Inband Peak

Frequency (MHz)	Level (dBm)
6531.250000	2.7

Measurements

Frequency (MHz)	Level (dBm)	Margin (dB)	Limit (dBm)	Result
6531.250000	2.7	0.0	2.7	PASS
6547.750000	2.7	0.0	2.7	PASS
6567.250000	2.7	0.0	2.7	PASS
6540.750000	2.6	0.1	2.7	PASS
6521.750000	2.6	0.1	2.7	PASS
6552.250000	2.6	0.1	2.7	PASS
6542.250000	2.6	0.1	2.7	PASS
6543.750000	2.6	0.1	2.7	PASS
6536.750000	2.6	0.2	2.7	PASS
6557.250000	2.5	0.2	2.7	PASS
6556.250000	2.5	0.2	2.7	PASS
6525.250000	2.5	0.2	2.7	PASS
6547.250000	2.5	0.2	2.7	PASS
6555.250000	2.5	0.3	2.7	PASS
6534.250000	2.4	0.3	2.7	PASS

In Band



Measurement 1

Setting	Instrument Value	Target Value
Start Frequency	6.34500 GHz	6.34500 GHz
Stop Frequency	6.74500 GHz	6.74500 GHz
Span	400.000 MHz	400.000 MHz
RBW	1.000 MHz	~ 800.000 kHz
VBW	3.000 MHz	~ 3.000 MHz
SweepPoints	800	~ 800
Sweeptime	1.000 ms	AUTO
Reference Level	0.000 dBm	0.000 dBm
Attenuation	10.000 dB	AUTO
Detector	RMS	RMS
SweepCount	100	100
Filter	3 dB	3 dB
Trace Mode	Average Power	Average Power
Sweeptype	Sweep	Sweep
Preamp	off	off

In-Band Emissions(1) (6625 MHz; 11ax80 (80 MHz))

Result

DUT Frequency (MHz)	Result
6625.000000	PASS

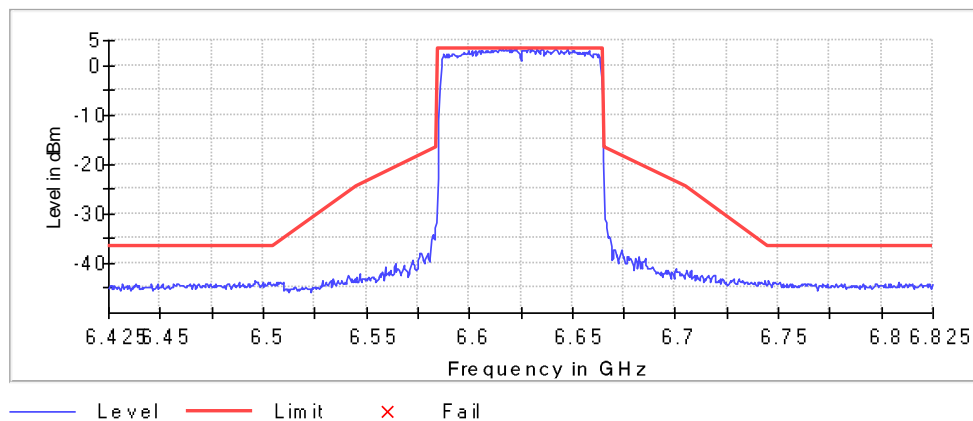
Inband Peak

Frequency (MHz)	Level (dBm)
6619.250000	3.4

Measurements

Frequency (MHz)	Level (dBm)	Margin (dB)	Limit (dBm)	Result
6632.750000	3.3	0.0	3.4	PASS
6620.250000	3.3	0.1	3.4	PASS
6616.250000	3.3	0.1	3.4	PASS
6642.250000	3.3	0.1	3.4	PASS
6629.250000	3.3	0.1	3.4	PASS
6628.750000	3.2	0.1	3.4	PASS
6647.750000	3.2	0.1	3.4	PASS
6622.750000	3.2	0.2	3.4	PASS
6617.750000	3.2	0.2	3.4	PASS
6635.250000	3.2	0.2	3.4	PASS
6614.750000	3.2	0.2	3.4	PASS
6621.750000	3.2	0.2	3.4	PASS
6630.250000	3.2	0.2	3.4	PASS
6641.750000	3.1	0.3	3.4	PASS
6609.250000	3.1	0.3	3.4	PASS

In Band



Measurement 1

Setting	Instrument Value	Target Value
Start Frequency	6.42500 GHz	6.42500 GHz
Stop Frequency	6.82500 GHz	6.82500 GHz
Span	400.000 MHz	400.000 MHz
RBW	1.000 MHz	~ 800.000 kHz
VBW	3.000 MHz	~ 3.000 MHz
SweepPoints	800	~ 800
Sweeptime	1.000 ms	AUTO
Reference Level	10.000 dBm	0.000 dBm
Attenuation	20.000 dB	AUTO
Detector	RMS	RMS
SweepCount	100	100
Filter	3 dB	3 dB
Trace Mode	Average Power	Average Power
Sweeptype	Sweep	Sweep
Preamp	off	off

In-Band Emissions(2) (6625 MHz; 11ax80 (80 MHz))

Result

DUT Frequency (MHz)	Result
6625.000000	PASS

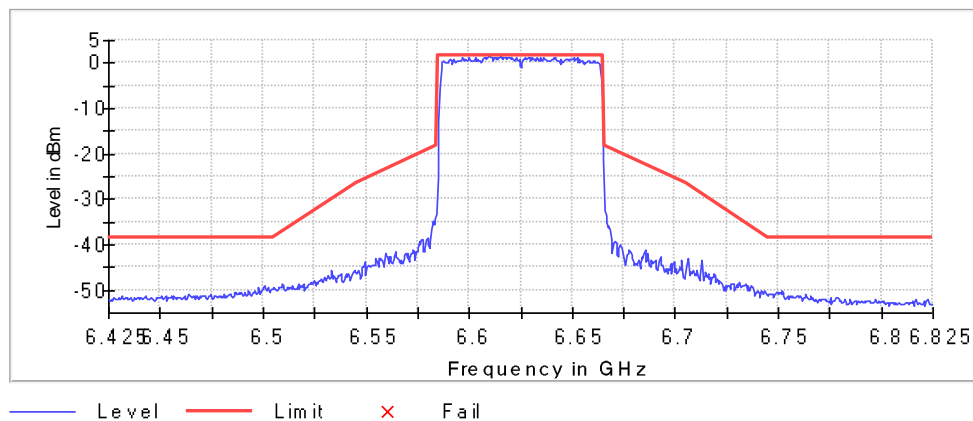
Inband Peak

Frequency (MHz)	Level (dBm)
6615.250000	1.7

Measurements

Frequency (MHz)	Level (dBm)	Margin (dB)	Limit (dBm)	Result
6615.250000	1.7	0.0	1.7	PASS
6609.750000	1.6	0.0	1.7	PASS
6619.250000	1.4	0.2	1.7	PASS
6611.250000	1.4	0.3	1.7	PASS
6627.250000	1.4	0.3	1.7	PASS
6609.250000	1.4	0.3	1.7	PASS
6608.750000	1.4	0.3	1.7	PASS
6618.750000	1.3	0.4	1.7	PASS
6619.750000	1.3	0.4	1.7	PASS
6614.750000	1.3	0.4	1.7	PASS
6641.250000	1.3	0.4	1.7	PASS
6620.750000	1.3	0.4	1.7	PASS
6629.250000	1.2	0.4	1.7	PASS
6615.750000	1.2	0.5	1.7	PASS
6632.750000	1.2	0.5	1.7	PASS

In Band



Measurement 1

Setting	Instrument Value	Target Value
Start Frequency	6.42500 GHz	6.42500 GHz
Stop Frequency	6.82500 GHz	6.82500 GHz
Span	400.000 MHz	400.000 MHz
RBW	1.000 MHz	~ 800.000 kHz
VBW	3.000 MHz	~ 3.000 MHz
SweepPoints	800	~ 800
Sweeptime	1.000 ms	AUTO
Reference Level	0.000 dBm	0.000 dBm
Attenuation	10.000 dB	AUTO
Detector	RMS	RMS
SweepCount	100	100
Filter	3 dB	3 dB
Trace Mode	Average Power	Average Power
Sweeptype	Sweep	Sweep
Preamp	off	off

In-Band Emissions(3) (6625 MHz; 11ax80 (80 MHz))

Result

DUT Frequency (MHz)	Result
6625.000000	PASS

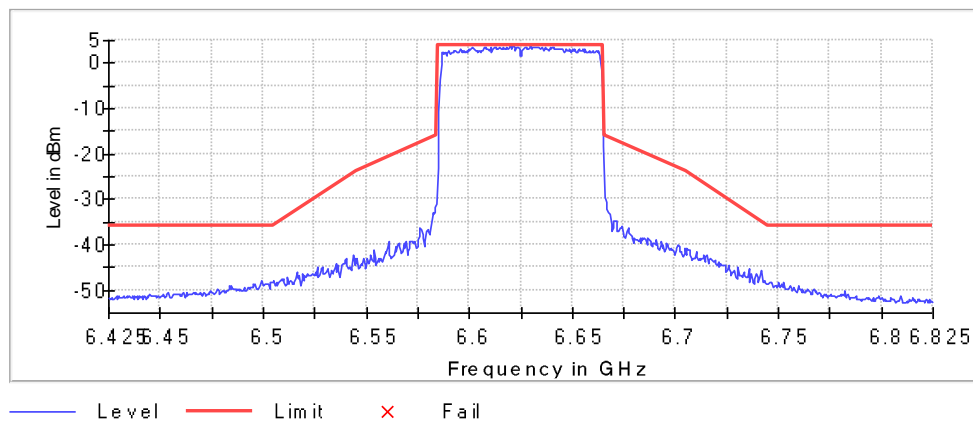
Inband Peak

Frequency (MHz)	Level (dBm)
6619.750000	4.0

Measurements

Frequency (MHz)	Level (dBm)	Margin (dB)	Limit (dBm)	Result
6621.250000	3.8	0.1	4.0	PASS
6629.750000	3.8	0.1	4.0	PASS
6620.250000	3.7	0.2	4.0	PASS
6627.750000	3.7	0.3	4.0	PASS
6612.250000	3.7	0.3	4.0	PASS
6630.750000	3.6	0.3	4.0	PASS
6627.250000	3.6	0.3	4.0	PASS
6626.750000	3.6	0.3	4.0	PASS
6610.250000	3.6	0.4	4.0	PASS
6636.750000	3.6	0.4	4.0	PASS
6632.750000	3.5	0.4	4.0	PASS
6631.250000	3.5	0.4	4.0	PASS
6629.250000	3.5	0.4	4.0	PASS
6623.250000	3.5	0.5	4.0	PASS
6639.250000	3.5	0.5	4.0	PASS

In Band



Measurement 1

Setting	Instrument Value	Target Value
Start Frequency	6.42500 GHz	6.42500 GHz
Stop Frequency	6.82500 GHz	6.82500 GHz
Span	400.000 MHz	400.000 MHz
RBW	1.000 MHz	~ 800.000 kHz
VBW	3.000 MHz	~ 3.000 MHz
SweepPoints	800	~ 800
Sweeptime	1.000 ms	AUTO
Reference Level	0.000 dBm	0.000 dBm
Attenuation	10.000 dB	AUTO
Detector	RMS	RMS
SweepCount	100	100
Filter	3 dB	3 dB
Trace Mode	Average Power	Average Power
Sweeptype	Sweep	Sweep
Preamp	off	off

In-Band Emissions(4) (6625 MHz; 11ax80 (80 MHz))

Result

DUT Frequency (MHz)	Result
6625.000000	PASS

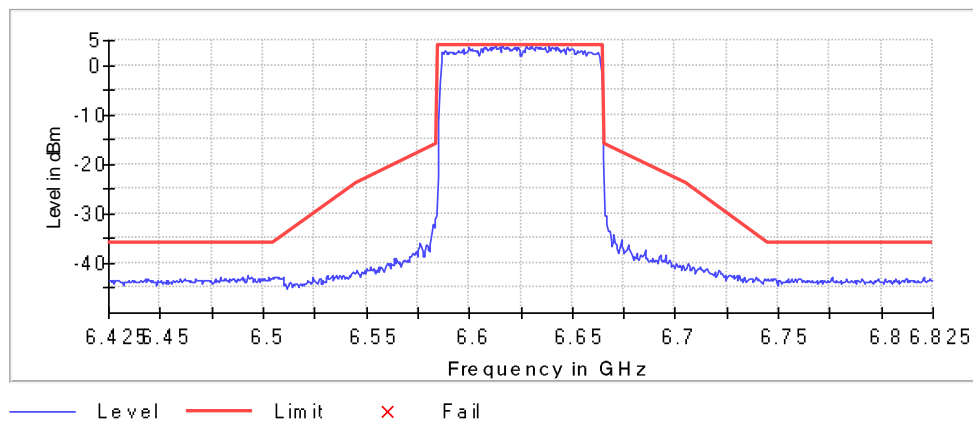
Inband Peak

Frequency (MHz)	Level (dBm)
6612.750000	4.1

Measurements

Frequency (MHz)	Level (dBm)	Margin (dB)	Limit (dBm)	Result
6638.750000	3.9	0.2	4.1	PASS
6630.250000	3.9	0.2	4.1	PASS
6627.750000	3.8	0.3	4.1	PASS
6616.250000	3.8	0.3	4.1	PASS
6615.750000	3.8	0.3	4.1	PASS
6632.250000	3.8	0.3	4.1	PASS
6623.750000	3.8	0.3	4.1	PASS
6622.750000	3.8	0.3	4.1	PASS
6642.750000	3.8	0.4	4.1	PASS
6630.750000	3.7	0.4	4.1	PASS
6629.250000	3.7	0.4	4.1	PASS
6610.250000	3.7	0.4	4.1	PASS
6621.750000	3.6	0.5	4.1	PASS
6616.750000	3.6	0.5	4.1	PASS
6618.750000	3.6	0.5	4.1	PASS

In Band



Measurement 1

Setting	Instrument Value	Target Value
Start Frequency	6.42500 GHz	6.42500 GHz
Stop Frequency	6.82500 GHz	6.82500 GHz
Span	400.000 MHz	400.000 MHz
RBW	1.000 MHz	~ 800.000 kHz
VBW	3.000 MHz	~ 3.000 MHz
SweepPoints	800	~ 800
Sweeptime	1.000 ms	AUTO
Reference Level	10.000 dBm	0.000 dBm
Attenuation	20.000 dB	AUTO
Detector	RMS	RMS
SweepCount	100	100
Filter	3 dB	3 dB
Trace Mode	Average Power	Average Power
Sweeptype	Sweep	Sweep
Preamp	off	off

In-Band Emissions(1) (6705 MHz; 11ax80 (80 MHz))

Result

DUT Frequency (MHz)	Result
6705.000000	PASS

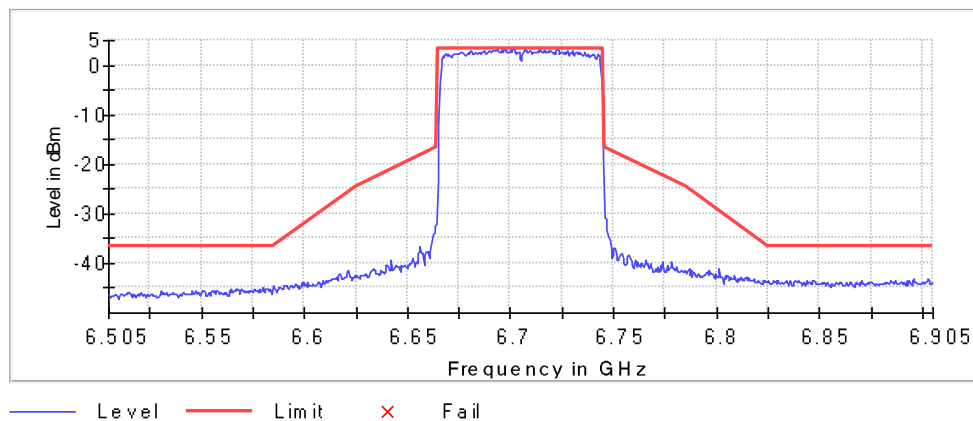
Inband Peak

Frequency (MHz)	Level (dBm)
6701.250000	3.3

Measurements

Frequency (MHz)	Level (dBm)	Margin (dB)	Limit (dBm)	Result
6701.250000	3.3	0.0	3.3	PASS
6722.750000	3.3	0.1	3.3	PASS
6693.750000	3.3	0.1	3.3	PASS
6700.250000	3.2	0.1	3.3	PASS
6706.750000	3.2	0.1	3.3	PASS
6714.250000	3.2	0.2	3.3	PASS
6696.750000	3.2	0.2	3.3	PASS
6701.750000	3.1	0.2	3.3	PASS
6697.750000	3.1	0.2	3.3	PASS
6714.750000	3.1	0.2	3.3	PASS
6713.250000	3.1	0.2	3.3	PASS
6723.250000	3.1	0.3	3.3	PASS
6695.750000	3.1	0.3	3.3	PASS
6709.250000	3.0	0.3	3.3	PASS
6694.250000	3.0	0.3	3.3	PASS

In Band



Measurement 1

Setting	Instrument Value	Target Value
Start Frequency	6.50500 GHz	6.50500 GHz
Stop Frequency	6.90500 GHz	6.90500 GHz
Span	400.000 MHz	400.000 MHz
RBW	1.000 MHz	~ 800.000 kHz
VBW	3.000 MHz	~ 3.000 MHz
SweepPoints	800	~ 800
Sweeptime	1.000 ms	AUTO
Reference Level	10.000 dBm	0.000 dBm
Attenuation	20.000 dB	AUTO
Detector	RMS	RMS
SweepCount	100	100
Filter	3 dB	3 dB
Trace Mode	Average Power	Average Power
Sweeptype	Sweep	Sweep
Preamp	off	off

In-Band Emissions(2) (6705 MHz; 11ax80 (80 MHz))

Result

DUT Frequency (MHz)	Result
6705.000000	PASS

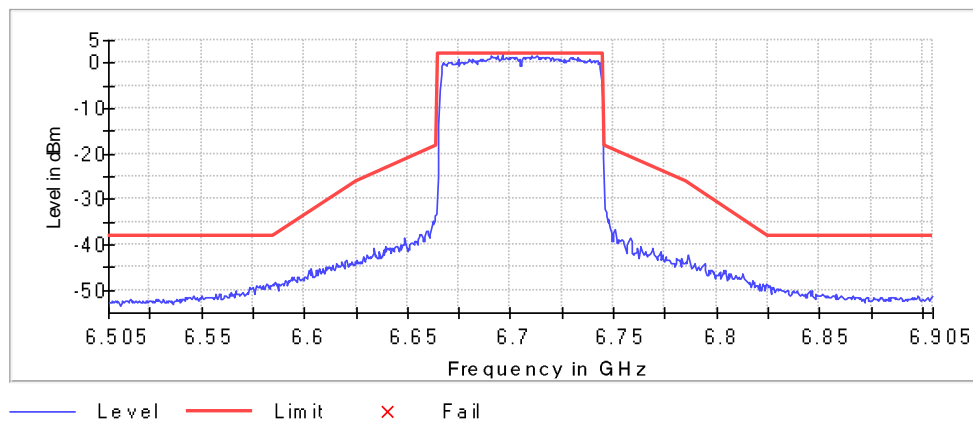
Inband Peak

Frequency (MHz)	Level (dBm)
6696.250000	1.8

Measurements

Frequency (MHz)	Level (dBm)	Margin (dB)	Limit (dBm)	Result
6696.250000	1.8	0.0	1.8	PASS
6710.250000	1.7	0.1	1.8	PASS
6693.750000	1.6	0.2	1.8	PASS
6712.750000	1.6	0.3	1.8	PASS
6690.750000	1.5	0.3	1.8	PASS
6717.750000	1.4	0.4	1.8	PASS
6718.250000	1.4	0.4	1.8	PASS
6700.250000	1.4	0.4	1.8	PASS
6706.250000	1.4	0.4	1.8	PASS
6715.250000	1.3	0.5	1.8	PASS
6703.250000	1.3	0.5	1.8	PASS
6700.750000	1.3	0.5	1.8	PASS
6702.250000	1.3	0.5	1.8	PASS
6713.250000	1.3	0.5	1.8	PASS
6720.250000	1.3	0.5	1.8	PASS

In Band



Measurement 1

Setting	Instrument Value	Target Value
Start Frequency	6.50500 GHz	6.50500 GHz
Stop Frequency	6.90500 GHz	6.90500 GHz
Span	400.000 MHz	400.000 MHz
RBW	1.000 MHz	~ 800.000 kHz
VBW	3.000 MHz	~ 3.000 MHz
SweepPoints	800	~ 800
Sweeptime	1.000 ms	AUTO
Reference Level	0.000 dBm	0.000 dBm
Attenuation	10.000 dB	AUTO
Detector	RMS	RMS
SweepCount	100	100
Filter	3 dB	3 dB
Trace Mode	Average Power	Average Power
Sweeptype	Sweep	Sweep
Preamp	off	off

In-Band Emissions(3) (6705 MHz; 11ax80 (80 MHz))

Result

DUT Frequency (MHz)	Result
6705.000000	PASS

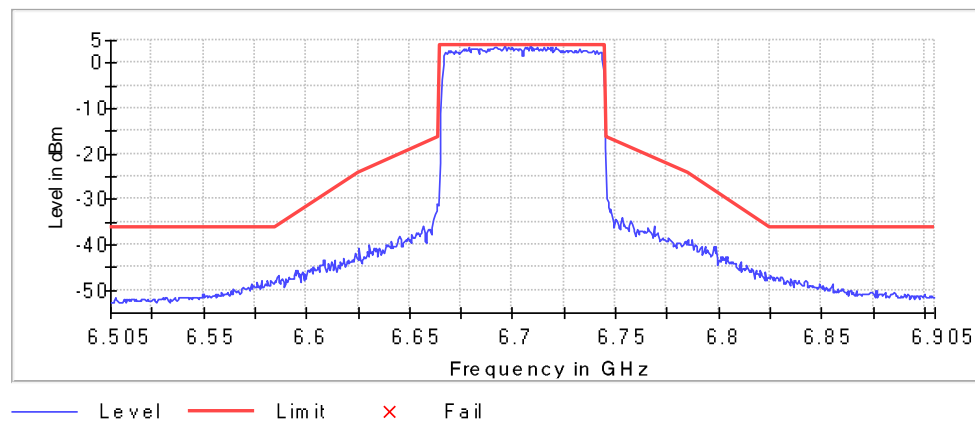
Inband Peak

Frequency (MHz)	Level (dBm)
6696.250000	3.8

Measurements

Frequency (MHz)	Level (dBm)	Margin (dB)	Limit (dBm)	Result
6708.750000	3.7	0.1	3.8	PASS
6696.750000	3.7	0.1	3.8	PASS
6698.250000	3.7	0.1	3.8	PASS
6691.750000	3.6	0.2	3.8	PASS
6717.250000	3.5	0.3	3.8	PASS
6692.250000	3.5	0.3	3.8	PASS
6699.750000	3.5	0.3	3.8	PASS
6697.750000	3.5	0.4	3.8	PASS
6678.750000	3.4	0.4	3.8	PASS
6712.250000	3.4	0.4	3.8	PASS
6718.250000	3.4	0.4	3.8	PASS
6709.750000	3.4	0.4	3.8	PASS
6691.250000	3.4	0.4	3.8	PASS
6719.250000	3.4	0.4	3.8	PASS
6706.250000	3.4	0.5	3.8	PASS

In Band



Measurement 1

Setting	Instrument Value	Target Value
Start Frequency	6.50500 GHz	6.50500 GHz
Stop Frequency	6.90500 GHz	6.90500 GHz
Span	400.000 MHz	400.000 MHz
RBW	1.000 MHz	~ 800.000 kHz
VBW	3.000 MHz	~ 3.000 MHz
SweepPoints	800	~ 800
Sweeptime	1.000 ms	AUTO
Reference Level	0.000 dBm	0.000 dBm
Attenuation	10.000 dB	AUTO
Detector	RMS	RMS
SweepCount	100	100
Filter	3 dB	3 dB
Trace Mode	Average Power	Average Power
Sweeptype	Sweep	Sweep
Preamp	off	off

In-Band Emissions(4) (6705 MHz; 11ax80 (80 MHz))

Result

DUT Frequency (MHz)	Result
6705.000000	PASS

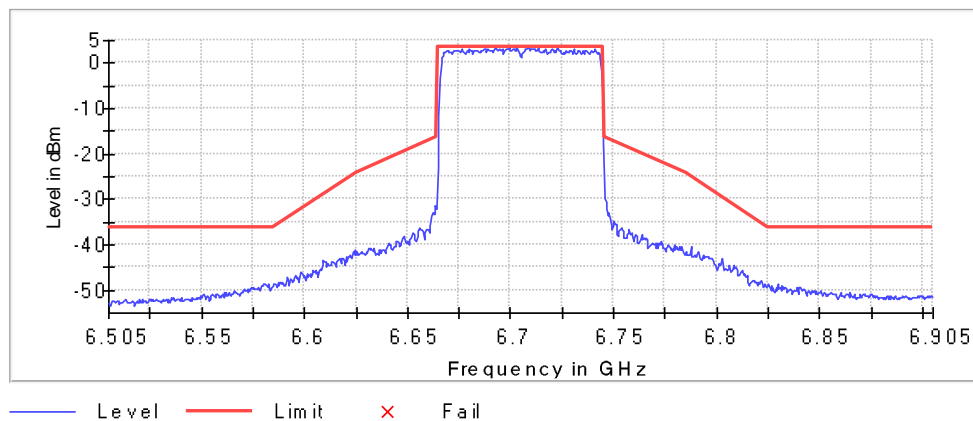
Inband Peak

Frequency (MHz)	Level (dBm)
6722.750000	3.7

Measurements

Frequency (MHz)	Level (dBm)	Margin (dB)	Limit (dBm)	Result
6722.750000	3.7	0.0	3.7	PASS
6692.750000	3.6	0.1	3.7	PASS
6703.250000	3.5	0.2	3.7	PASS
6699.250000	3.5	0.2	3.7	PASS
6708.750000	3.4	0.2	3.7	PASS
6713.250000	3.3	0.3	3.7	PASS
6708.250000	3.3	0.4	3.7	PASS
6696.250000	3.3	0.4	3.7	PASS
6693.250000	3.3	0.4	3.7	PASS
6707.750000	3.3	0.4	3.7	PASS
6701.750000	3.2	0.4	3.7	PASS
6710.250000	3.2	0.4	3.7	PASS
6701.250000	3.2	0.4	3.7	PASS
6688.750000	3.2	0.4	3.7	PASS
6711.750000	3.2	0.5	3.7	PASS

In Band



Measurement 1

Setting	Instrument Value	Target Value
Start Frequency	6.50500 GHz	6.50500 GHz
Stop Frequency	6.90500 GHz	6.90500 GHz
Span	400.000 MHz	400.000 MHz
RBW	1.000 MHz	~ 800.000 kHz
VBW	3.000 MHz	~ 3.000 MHz
SweepPoints	800	~ 800
Sweeptime	1.000 ms	AUTO
Reference Level	0.000 dBm	0.000 dBm
Attenuation	10.000 dB	AUTO
Detector	RMS	RMS
SweepCount	100	100
Filter	3 dB	3 dB
Trace Mode	Average Power	Average Power
Sweeptype	Sweep	Sweep
Preamp	off	off

In-Band Emissions(1) (6785 MHz; 11ax80 (80 MHz))

Result

DUT Frequency (MHz)	Result
6785.000000	PASS

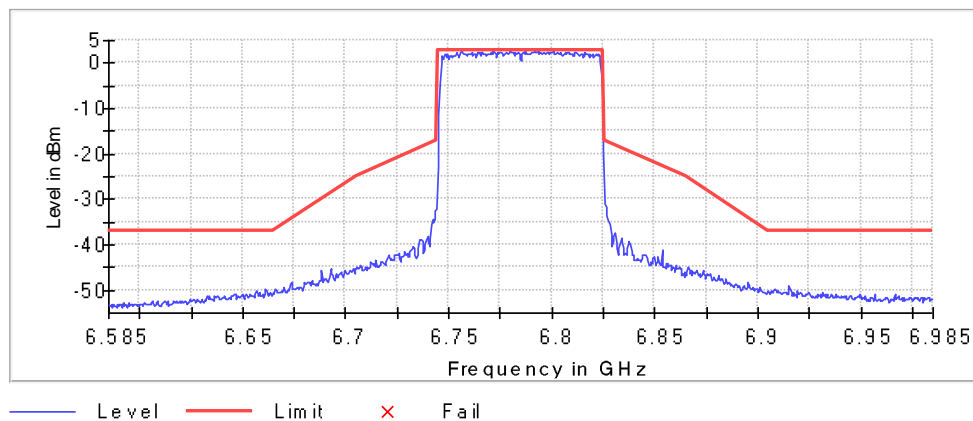
Inband Peak

Frequency (MHz)	Level (dBm)
6779.750000	2.8

Measurements

Frequency (MHz)	Level (dBm)	Margin (dB)	Limit (dBm)	Result
6779.750000	2.8	0.0	2.8	PASS
6787.250000	2.8	0.0	2.8	PASS
6791.750000	2.8	0.1	2.8	PASS
6771.750000	2.7	0.1	2.8	PASS
6793.250000	2.6	0.2	2.8	PASS
6756.250000	2.6	0.2	2.8	PASS
6800.750000	2.6	0.2	2.8	PASS
6774.750000	2.5	0.3	2.8	PASS
6766.250000	2.5	0.3	2.8	PASS
6780.250000	2.5	0.3	2.8	PASS
6795.750000	2.5	0.3	2.8	PASS
6791.250000	2.5	0.3	2.8	PASS
6798.250000	2.5	0.3	2.8	PASS
6779.250000	2.5	0.4	2.8	PASS
6807.750000	2.5	0.4	2.8	PASS

In Band



Measurement 1

Setting	Instrument Value	Target Value
Start Frequency	6.58500 GHz	6.58500 GHz
Stop Frequency	6.98500 GHz	6.98500 GHz
Span	400.000 MHz	400.000 MHz
RBW	1.000 MHz	~ 800.000 kHz
VBW	3.000 MHz	~ 3.000 MHz
SweepPoints	800	~ 800
Sweeptime	1.000 ms	AUTO
Reference Level	0.000 dBm	0.000 dBm
Attenuation	10.000 dB	AUTO
Detector	RMS	RMS
SweepCount	100	100
Filter	3 dB	3 dB
Trace Mode	Average Power	Average Power
Sweeptype	Sweep	Sweep
Preamp	off	off

In-Band Emissions(2) (6785 MHz; 11ax80 (80 MHz))

Result

DUT Frequency (MHz)	Result
6785.000000	PASS

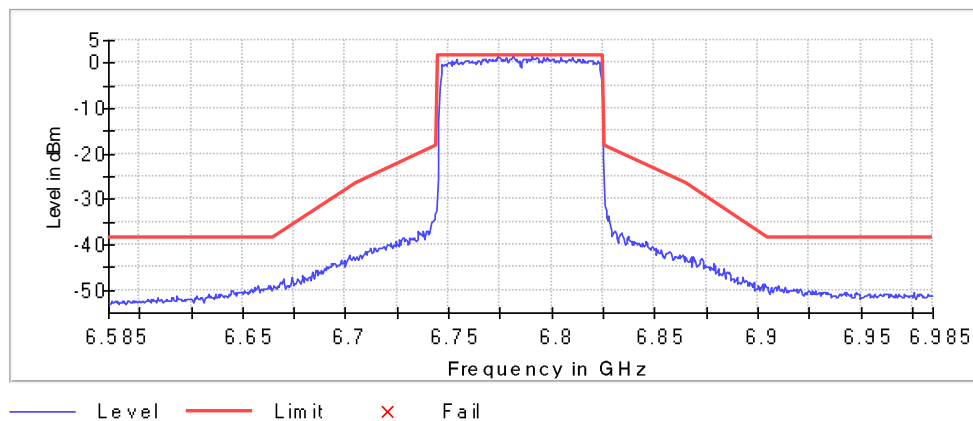
Inband Peak

Frequency (MHz)	Level (dBm)
6773.750000	1.6

Measurements

Frequency (MHz)	Level (dBm)	Margin (dB)	Limit (dBm)	Result
6781.250000	1.5	0.1	1.6	PASS
6790.750000	1.4	0.2	1.6	PASS
6778.250000	1.4	0.3	1.6	PASS
6777.750000	1.4	0.3	1.6	PASS
6774.750000	1.3	0.3	1.6	PASS
6804.750000	1.3	0.3	1.6	PASS
6792.750000	1.3	0.3	1.6	PASS
6797.750000	1.3	0.4	1.6	PASS
6795.750000	1.2	0.4	1.6	PASS
6774.250000	1.2	0.5	1.6	PASS
6809.750000	1.2	0.5	1.6	PASS
6779.750000	1.1	0.6	1.6	PASS
6790.250000	1.0	0.6	1.6	PASS
6793.250000	1.0	0.6	1.6	PASS
6776.750000	1.0	0.6	1.6	PASS

In Band



Measurement 1

Setting	Instrument Value	Target Value
Start Frequency	6.58500 GHz	6.58500 GHz
Stop Frequency	6.98500 GHz	6.98500 GHz
Span	400.000 MHz	400.000 MHz
RBW	1.000 MHz	~ 800.000 kHz
VBW	3.000 MHz	~ 3.000 MHz
SweepPoints	800	~ 800
Sweeptime	1.000 ms	AUTO
Reference Level	0.000 dBm	0.000 dBm
Attenuation	10.000 dB	AUTO
Detector	RMS	RMS
SweepCount	100	100
Filter	3 dB	3 dB
Trace Mode	Average Power	Average Power
Sweeptype	Sweep	Sweep
Preamp	off	off

In-Band Emissions(3) (6785 MHz; 11ax80 (80 MHz))

Result

DUT Frequency (MHz)	Result
6785.000000	PASS

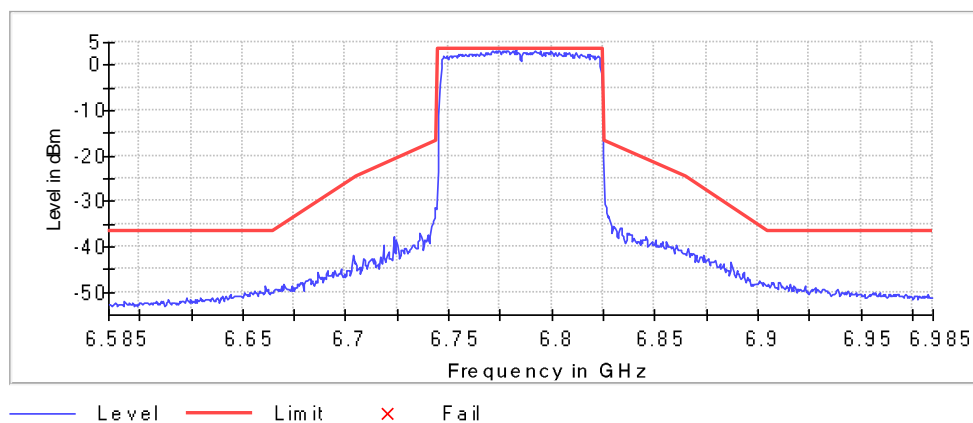
Inband Peak

Frequency (MHz)	Level (dBm)
6782.750000	3.4

Measurements

Frequency (MHz)	Level (dBm)	Margin (dB)	Limit (dBm)	Result
6772.750000	3.2	0.1	3.4	PASS
6781.250000	3.2	0.1	3.4	PASS
6771.250000	3.1	0.2	3.4	PASS
6791.750000	3.0	0.3	3.4	PASS
6776.250000	3.0	0.3	3.4	PASS
6778.750000	3.0	0.3	3.4	PASS
6778.250000	3.0	0.3	3.4	PASS
6782.250000	3.0	0.3	3.4	PASS
6799.750000	3.0	0.3	3.4	PASS
6777.250000	3.0	0.4	3.4	PASS
6794.750000	3.0	0.4	3.4	PASS
6774.750000	3.0	0.4	3.4	PASS
6792.250000	3.0	0.4	3.4	PASS
6771.750000	3.0	0.4	3.4	PASS
6774.250000	3.0	0.4	3.4	PASS

In Band



Measurement 1

Setting	Instrument Value	Target Value
Start Frequency	6.58500 GHz	6.58500 GHz
Stop Frequency	6.98500 GHz	6.98500 GHz
Span	400.000 MHz	400.000 MHz
RBW	1.000 MHz	~ 800.000 kHz
VBW	3.000 MHz	~ 3.000 MHz
SweepPoints	800	~ 800
Sweeptime	1.000 ms	AUTO
Reference Level	0.000 dBm	0.000 dBm
Attenuation	10.000 dB	AUTO
Detector	RMS	RMS
SweepCount	100	100
Filter	3 dB	3 dB
Trace Mode	Average Power	Average Power
Sweeptype	Sweep	Sweep
Preamp	off	off

In-Band Emissions(4) (6785 MHz; 11ax80 (80 MHz))

Result

DUT Frequency (MHz)	Result
6785.000000	PASS

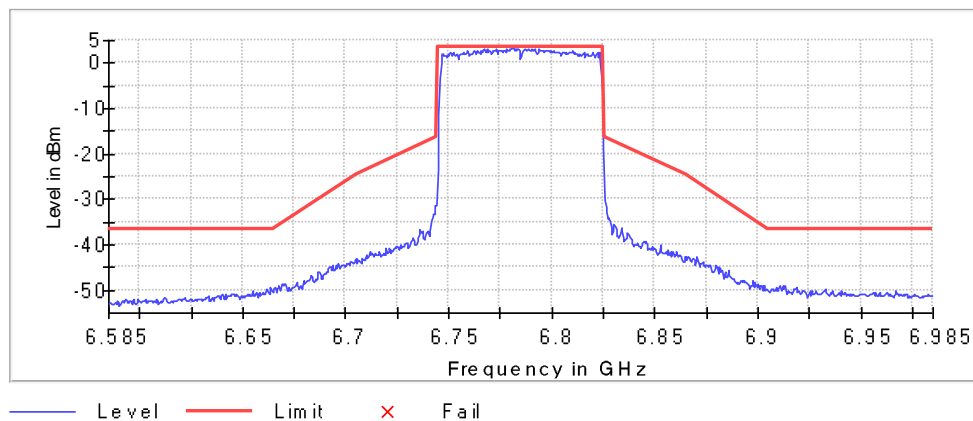
Inband Peak

Frequency (MHz)	Level (dBm)
6781.250000	3.5

Measurements

Frequency (MHz)	Level (dBm)	Margin (dB)	Limit (dBm)	Result
6781.250000	3.5	0.0	3.5	PASS
6790.750000	3.3	0.2	3.5	PASS
6783.250000	3.2	0.3	3.5	PASS
6782.250000	3.2	0.4	3.5	PASS
6779.750000	3.1	0.4	3.5	PASS
6786.750000	3.1	0.4	3.5	PASS
6780.250000	3.1	0.4	3.5	PASS
6791.750000	3.0	0.5	3.5	PASS
6768.750000	3.0	0.5	3.5	PASS
6783.750000	3.0	0.5	3.5	PASS
6780.750000	3.0	0.5	3.5	PASS
6773.250000	3.0	0.5	3.5	PASS
6793.750000	3.0	0.5	3.5	PASS
6778.250000	3.0	0.5	3.5	PASS
6788.750000	3.0	0.5	3.5	PASS

In Band



Measurement 1

Setting	Instrument Value	Target Value
Start Frequency	6.58500 GHz	6.58500 GHz
Stop Frequency	6.98500 GHz	6.98500 GHz
Span	400.000 MHz	400.000 MHz
RBW	1.000 MHz	~ 800.000 kHz
VBW	3.000 MHz	~ 3.000 MHz
SweepPoints	800	~ 800
Sweeptime	1.000 ms	AUTO
Reference Level	0.000 dBm	0.000 dBm
Attenuation	10.000 dB	AUTO
Detector	RMS	RMS
SweepCount	100	100
Filter	3 dB	3 dB
Trace Mode	Average Power	Average Power
Sweeptype	Sweep	Sweep
Preamp	off	off

In-Band Emissions(1) (6865 MHz; 11ax80 (80 MHz))

Result

DUT Frequency (MHz)	Result
6865.000000	PASS

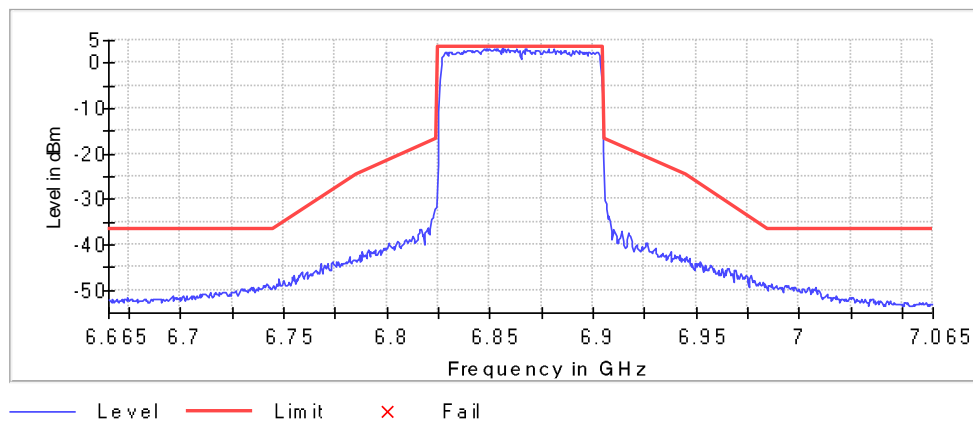
Inband Peak

Frequency (MHz)	Level (dBm)
6856.250000	3.3

Measurements

Frequency (MHz)	Level (dBm)	Margin (dB)	Limit (dBm)	Result
6856.250000	3.3	0.0	3.3	PASS
6857.250000	3.3	0.0	3.3	PASS
6848.750000	3.3	0.0	3.3	PASS
6858.750000	3.2	0.1	3.3	PASS
6852.250000	3.2	0.1	3.3	PASS
6867.250000	3.2	0.2	3.3	PASS
6849.750000	3.2	0.2	3.3	PASS
6867.750000	3.2	0.2	3.3	PASS
6863.250000	3.1	0.2	3.3	PASS
6853.750000	3.1	0.3	3.3	PASS
6853.250000	3.0	0.3	3.3	PASS
6848.250000	3.0	0.4	3.3	PASS
6847.250000	3.0	0.4	3.3	PASS
6878.250000	3.0	0.4	3.3	PASS
6881.250000	2.9	0.4	3.3	PASS

In Band



Measurement 1

Setting	Instrument Value	Target Value
Start Frequency	6.66500 GHz	6.66500 GHz
Stop Frequency	7.06500 GHz	7.06500 GHz
Span	400.000 MHz	400.000 MHz
RBW	1.000 MHz	~ 800.000 kHz
VBW	3.000 MHz	~ 3.000 MHz
SweepPoints	800	~ 800
Sweeptime	1.000 ms	AUTO
Reference Level	0.000 dBm	0.000 dBm
Attenuation	10.000 dB	AUTO
Detector	RMS	RMS
SweepCount	100	100
Filter	3 dB	3 dB
Trace Mode	Average Power	Average Power
Sweeptype	Sweep	Sweep
Preamp	off	off

In-Band Emissions(2) (6865 MHz; 11ax80 (80 MHz))

Result

DUT Frequency (MHz)	Result
6865.000000	PASS

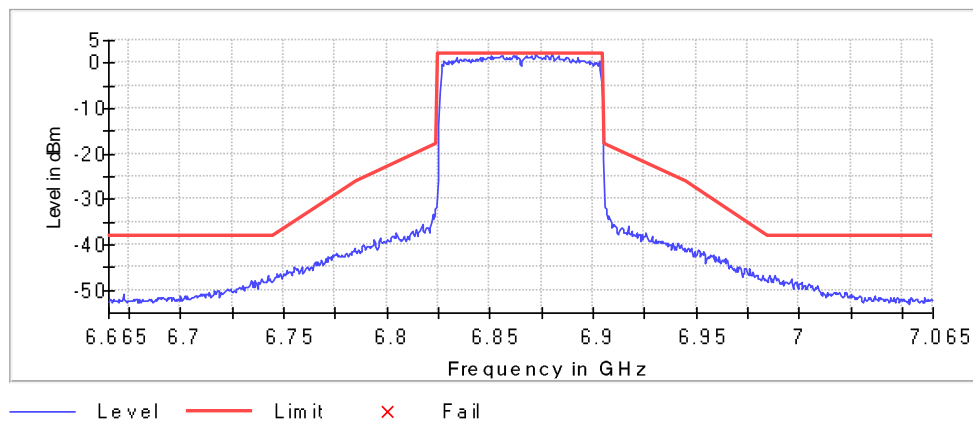
Inband Peak

Frequency (MHz)	Level (dBm)
6872.250000	2.0

Measurements

Frequency (MHz)	Level (dBm)	Margin (dB)	Limit (dBm)	Result
6872.250000	2.0	0.0	2.0	PASS
6880.250000	1.8	0.2	2.0	PASS
6861.250000	1.8	0.2	2.0	PASS
6856.250000	1.8	0.2	2.0	PASS
6870.250000	1.8	0.3	2.0	PASS
6877.750000	1.7	0.4	2.0	PASS
6883.250000	1.7	0.4	2.0	PASS
6862.750000	1.7	0.4	2.0	PASS
6855.250000	1.6	0.4	2.0	PASS
6877.250000	1.6	0.4	2.0	PASS
6855.750000	1.6	0.5	2.0	PASS
6872.750000	1.5	0.5	2.0	PASS
6850.750000	1.5	0.6	2.0	PASS
6861.750000	1.4	0.6	2.0	PASS
6867.750000	1.4	0.6	2.0	PASS

In Band



Measurement 1

Setting	Instrument Value	Target Value
Start Frequency	6.66500 GHz	6.66500 GHz
Stop Frequency	7.06500 GHz	7.06500 GHz
Span	400.000 MHz	400.000 MHz
RBW	1.000 MHz	~ 800.000 kHz
VBW	3.000 MHz	~ 3.000 MHz
SweepPoints	800	~ 800
Sweeptime	1.000 ms	AUTO
Reference Level	0.000 dBm	0.000 dBm
Attenuation	10.000 dB	AUTO
Detector	RMS	RMS
SweepCount	100	100
Filter	3 dB	3 dB
Trace Mode	Average Power	Average Power
Sweeptype	Sweep	Sweep
Preamp	off	off

In-Band Emissions(3) (6865 MHz; 11ax80 (80 MHz))

Result

DUT Frequency (MHz)	Result
6865.000000	PASS

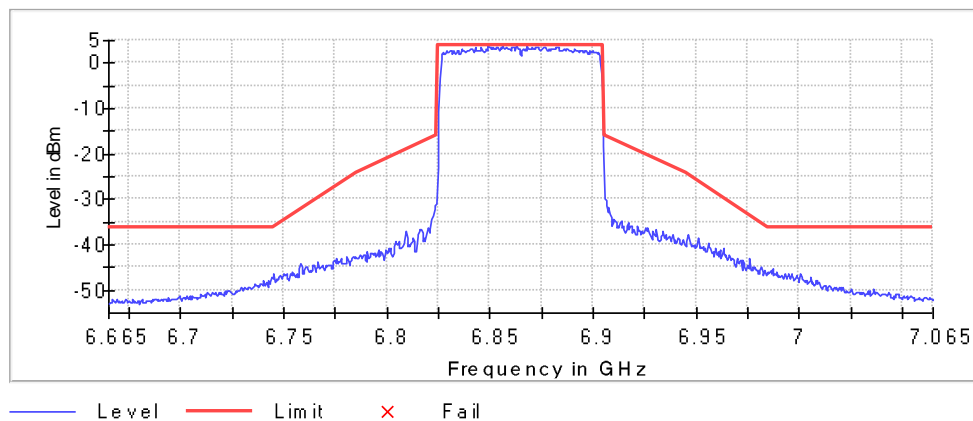
Inband Peak

Frequency (MHz)	Level (dBm)
6849.250000	3.9

Measurements

Frequency (MHz)	Level (dBm)	Margin (dB)	Limit (dBm)	Result
6849.250000	3.9	0.0	3.9	PASS
6862.750000	3.9	0.0	3.9	PASS
6868.250000	3.8	0.1	3.9	PASS
6856.250000	3.8	0.1	3.9	PASS
6863.250000	3.7	0.2	3.9	PASS
6857.750000	3.7	0.2	3.9	PASS
6883.250000	3.6	0.3	3.9	PASS
6872.250000	3.6	0.3	3.9	PASS
6873.250000	3.6	0.3	3.9	PASS
6877.250000	3.5	0.4	3.9	PASS
6854.250000	3.5	0.4	3.9	PASS
6870.750000	3.5	0.5	3.9	PASS
6875.750000	3.4	0.5	3.9	PASS
6858.250000	3.4	0.5	3.9	PASS
6853.750000	3.4	0.5	3.9	PASS

In Band



Measurement 1

Setting	Instrument Value	Target Value
Start Frequency	6.66500 GHz	6.66500 GHz
Stop Frequency	7.06500 GHz	7.06500 GHz
Span	400.000 MHz	400.000 MHz
RBW	1.000 MHz	~ 800.000 kHz
VBW	3.000 MHz	~ 3.000 MHz
SweepPoints	800	~ 800
Sweeptime	1.000 ms	AUTO
Reference Level	0.000 dBm	0.000 dBm
Attenuation	10.000 dB	AUTO
Detector	RMS	RMS
SweepCount	100	100
Filter	3 dB	3 dB
Trace Mode	Average Power	Average Power
Sweeptype	Sweep	Sweep
Preamp	off	off

In-Band Emissions(4) (6865 MHz; 11ax80 (80 MHz))

Result

DUT Frequency (MHz)	Result
6865.000000	PASS

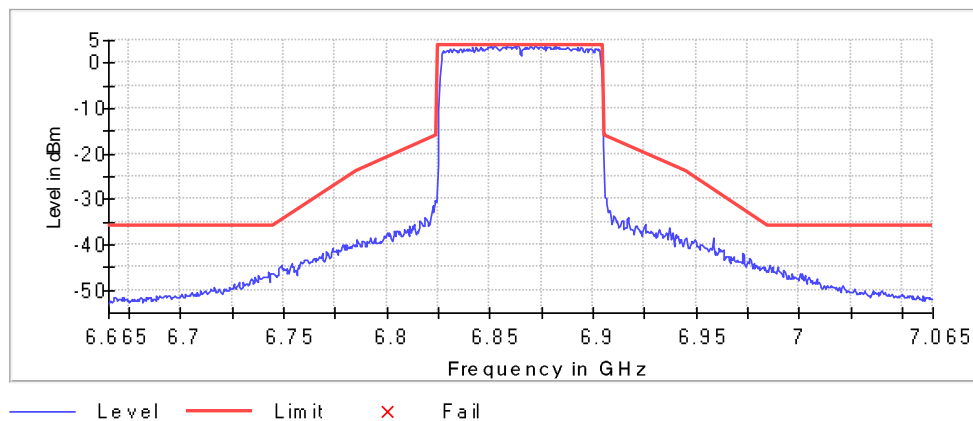
Inband Peak

Frequency (MHz)	Level (dBm)
6858.250000	4.0

Measurements

Frequency (MHz)	Level (dBm)	Margin (dB)	Limit (dBm)	Result
6862.250000	3.9	0.1	4.0	PASS
6863.750000	3.9	0.1	4.0	PASS
6872.250000	3.9	0.1	4.0	PASS
6850.750000	3.9	0.1	4.0	PASS
6871.750000	3.8	0.2	4.0	PASS
6869.750000	3.8	0.2	4.0	PASS
6876.750000	3.7	0.3	4.0	PASS
6863.250000	3.7	0.3	4.0	PASS
6852.250000	3.7	0.3	4.0	PASS
6881.750000	3.7	0.3	4.0	PASS
6859.750000	3.7	0.3	4.0	PASS
6853.250000	3.6	0.4	4.0	PASS
6868.250000	3.6	0.4	4.0	PASS
6858.750000	3.6	0.4	4.0	PASS
6873.750000	3.6	0.4	4.0	PASS

In Band



Measurement 1

Setting	Instrument Value	Target Value
Start Frequency	6.66500 GHz	6.66500 GHz
Stop Frequency	7.06500 GHz	7.06500 GHz
Span	400.000 MHz	400.000 MHz
RBW	1.000 MHz	~ 800.000 kHz
VBW	3.000 MHz	~ 3.000 MHz
SweepPoints	800	~ 800
Sweeptime	1.000 ms	AUTO
Reference Level	0.000 dBm	0.000 dBm
Attenuation	10.000 dB	AUTO
Detector	RMS	RMS
SweepCount	100	100
Filter	3 dB	3 dB
Trace Mode	Average Power	Average Power
Sweeptype	Sweep	Sweep
Preamp	off	off

In-Band Emissions(1) (6945 MHz; 11ax80 (80 MHz))

Result

DUT Frequency (MHz)	Result
6945.000000	PASS

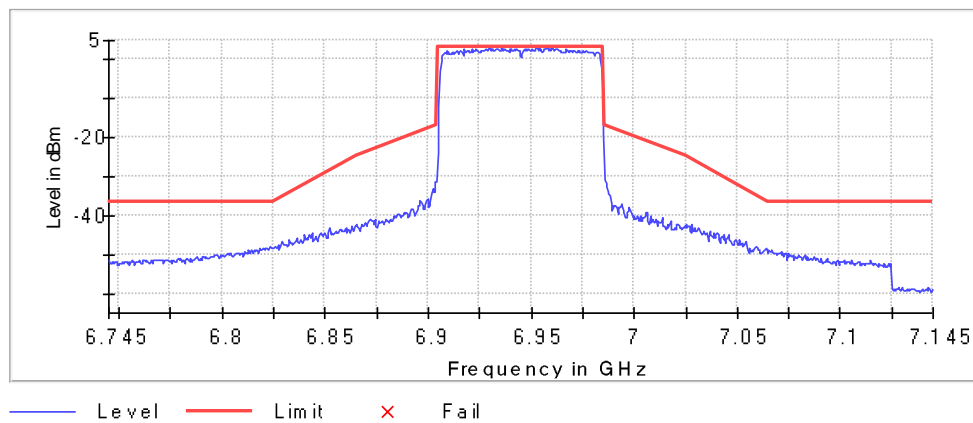
Inband Peak

Frequency (MHz)	Level (dBm)
6952.750000	3.2

Measurements

Frequency (MHz)	Level (dBm)	Margin (dB)	Limit (dBm)	Result
6952.750000	3.2	0.0	3.2	PASS
6960.250000	3.1	0.1	3.2	PASS
6935.750000	3.1	0.1	3.2	PASS
6957.750000	3.1	0.1	3.2	PASS
6929.750000	3.1	0.1	3.2	PASS
6953.750000	3.1	0.2	3.2	PASS
6962.750000	3.0	0.2	3.2	PASS
6937.250000	3.0	0.3	3.2	PASS
6957.250000	2.9	0.3	3.2	PASS
6950.750000	2.9	0.3	3.2	PASS
6947.750000	2.9	0.3	3.2	PASS
6936.250000	2.9	0.4	3.2	PASS
6956.750000	2.9	0.4	3.2	PASS
6948.750000	2.8	0.4	3.2	PASS
6928.250000	2.8	0.4	3.2	PASS

In Band



Measurement 1

Setting	Instrument Value	Target Value
Start Frequency	6.74500 GHz	6.74500 GHz
Stop Frequency	7.14500 GHz	7.14500 GHz
Span	400.000 MHz	400.000 MHz
RBW	1.000 MHz	~ 800.000 kHz
VBW	3.000 MHz	~ 3.000 MHz
SweepPoints	800	~ 800
Sweeptime	1.000 ms	AUTO
Reference Level	0.000 dBm	0.000 dBm
Attenuation	10.000 dB	AUTO
Detector	RMS	RMS
SweepCount	100	100
Filter	3 dB	3 dB
Trace Mode	Average Power	Average Power
Sweeptype	Sweep	Sweep
Preamp	off	off

In-Band Emissions(2) (6945 MHz; 11ax80 (80 MHz))

Result

DUT Frequency (MHz)	Result
6945.000000	PASS

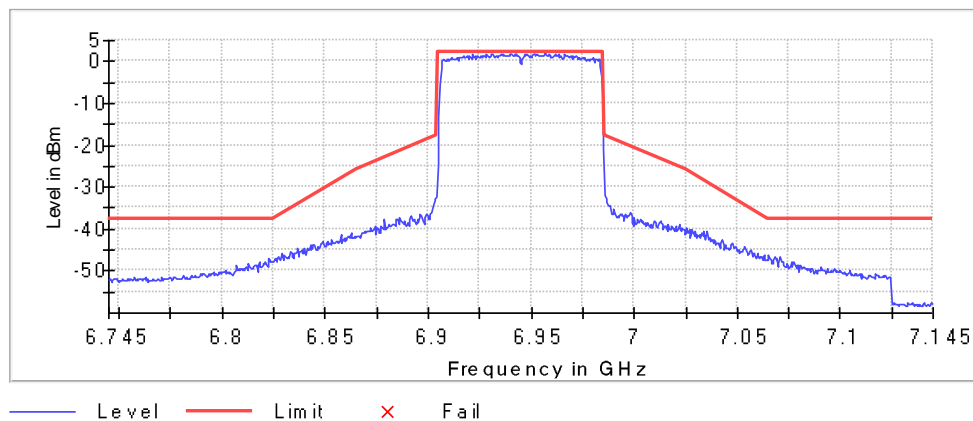
Inband Peak

Frequency (MHz)	Level (dBm)
6956.750000	2.3

Measurements

Frequency (MHz)	Level (dBm)	Margin (dB)	Limit (dBm)	Result
6957.250000	1.9	0.3	2.3	PASS
6961.750000	1.9	0.4	2.3	PASS
6963.250000	1.9	0.4	2.3	PASS
6940.750000	1.9	0.4	2.3	PASS
6948.250000	1.9	0.4	2.3	PASS
6952.750000	1.8	0.4	2.3	PASS
6928.250000	1.8	0.4	2.3	PASS
6947.750000	1.8	0.4	2.3	PASS
6951.750000	1.8	0.5	2.3	PASS
6935.750000	1.8	0.5	2.3	PASS
6951.250000	1.8	0.5	2.3	PASS
6939.750000	1.8	0.5	2.3	PASS
6940.250000	1.8	0.5	2.3	PASS
6931.750000	1.8	0.5	2.3	PASS
6942.250000	1.8	0.5	2.3	PASS

In Band



Measurement 1

Setting	Instrument Value	Target Value
Start Frequency	6.74500 GHz	6.74500 GHz
Stop Frequency	7.14500 GHz	7.14500 GHz
Span	400.000 MHz	400.000 MHz
RBW	1.000 MHz	~ 800.000 kHz
VBW	3.000 MHz	~ 3.000 MHz
SweepPoints	800	~ 800
Sweeptime	1.000 ms	AUTO
Reference Level	0.000 dBm	0.000 dBm
Attenuation	10.000 dB	AUTO
Detector	RMS	RMS
SweepCount	100	100
Filter	3 dB	3 dB
Trace Mode	Average Power	Average Power
Sweeptype	Sweep	Sweep
Preamp	off	off

In-Band Emissions(3) (6945 MHz; 11ax80 (80 MHz))

Result

DUT Frequency (MHz)	Result
6945.000000	PASS

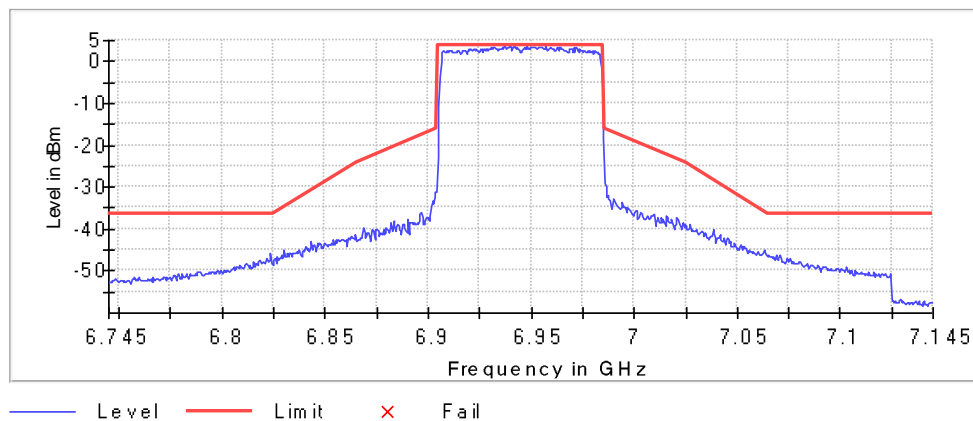
Inband Peak

Frequency (MHz)	Level (dBm)
6948.250000	3.7

Measurements

Frequency (MHz)	Level (dBm)	Margin (dB)	Limit (dBm)	Result
6948.250000	3.7	0.0	3.7	PASS
6941.750000	3.7	0.1	3.7	PASS
6937.250000	3.6	0.1	3.7	PASS
6957.250000	3.6	0.1	3.7	PASS
6939.750000	3.6	0.1	3.7	PASS
6932.250000	3.5	0.2	3.7	PASS
6946.750000	3.5	0.2	3.7	PASS
6954.250000	3.5	0.2	3.7	PASS
6951.750000	3.5	0.3	3.7	PASS
6955.250000	3.5	0.3	3.7	PASS
6943.250000	3.4	0.3	3.7	PASS
6942.250000	3.4	0.4	3.7	PASS
6949.750000	3.3	0.4	3.7	PASS
6971.750000	3.3	0.4	3.7	PASS
6964.250000	3.3	0.4	3.7	PASS

In Band



Measurement 1

Setting	Instrument Value	Target Value
Start Frequency	6.74500 GHz	6.74500 GHz
Stop Frequency	7.14500 GHz	7.14500 GHz
Span	400.000 MHz	400.000 MHz
RBW	1.000 MHz	~ 800.000 kHz
VBW	3.000 MHz	~ 3.000 MHz
SweepPoints	800	~ 800
Sweeptime	1.000 ms	AUTO
Reference Level	0.000 dBm	0.000 dBm
Attenuation	10.000 dB	AUTO
Detector	RMS	RMS
SweepCount	100	100
Filter	3 dB	3 dB
Trace Mode	Average Power	Average Power
Sweeptype	Sweep	Sweep
Preamp	off	off

In-Band Emissions(4) (6945 MHz; 11ax80 (80 MHz))

Result

DUT Frequency (MHz)	Result
6945.000000	PASS

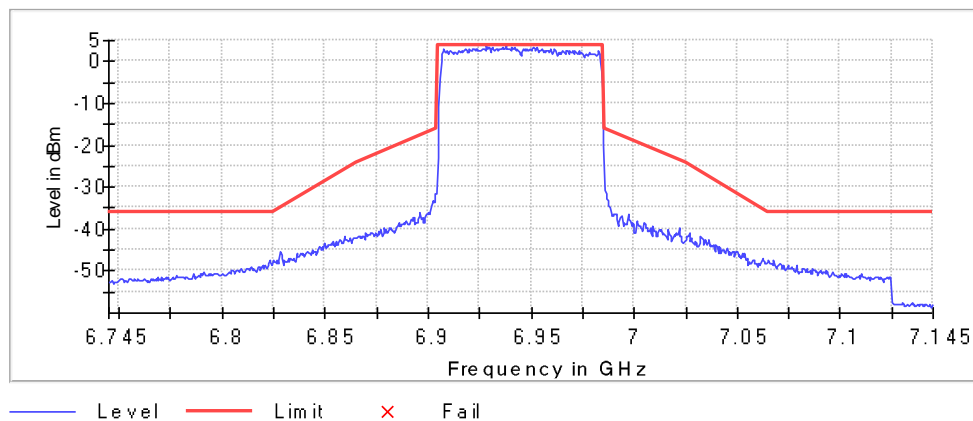
Inband Peak

Frequency (MHz)	Level (dBm)
6928.250000	3.8

Measurements

Frequency (MHz)	Level (dBm)	Margin (dB)	Limit (dBm)	Result
6937.750000	3.7	0.2	3.8	PASS
6931.250000	3.4	0.4	3.8	PASS
6929.250000	3.3	0.5	3.8	PASS
6951.250000	3.3	0.6	3.8	PASS
6941.750000	3.2	0.6	3.8	PASS
6940.750000	3.2	0.6	3.8	PASS
6952.750000	3.2	0.6	3.8	PASS
6936.250000	3.2	0.6	3.8	PASS
6929.750000	3.2	0.7	3.8	PASS
6939.250000	3.2	0.7	3.8	PASS
6932.750000	3.1	0.7	3.8	PASS
6949.250000	3.1	0.7	3.8	PASS
6938.250000	3.1	0.7	3.8	PASS
6927.250000	3.1	0.7	3.8	PASS
6939.750000	3.1	0.8	3.8	PASS

In Band



Measurement 1

Setting	Instrument Value	Target Value
Start Frequency	6.74500 GHz	6.74500 GHz
Stop Frequency	7.14500 GHz	7.14500 GHz
Span	400.000 MHz	400.000 MHz
RBW	1.000 MHz	~ 800.000 kHz
VBW	3.000 MHz	~ 3.000 MHz
SweepPoints	800	~ 800
Sweeptime	1.000 ms	AUTO
Reference Level	0.000 dBm	0.000 dBm
Attenuation	10.000 dB	AUTO
Detector	RMS	RMS
SweepCount	100	100
Filter	3 dB	3 dB
Trace Mode	Average Power	Average Power
Sweeptype	Sweep	Sweep
Preamp	off	off

In-Band Emissions(1) (7025 MHz; 11ax80 (80 MHz))

Result

DUT Frequency (MHz)	Result
7025.000000	PASS

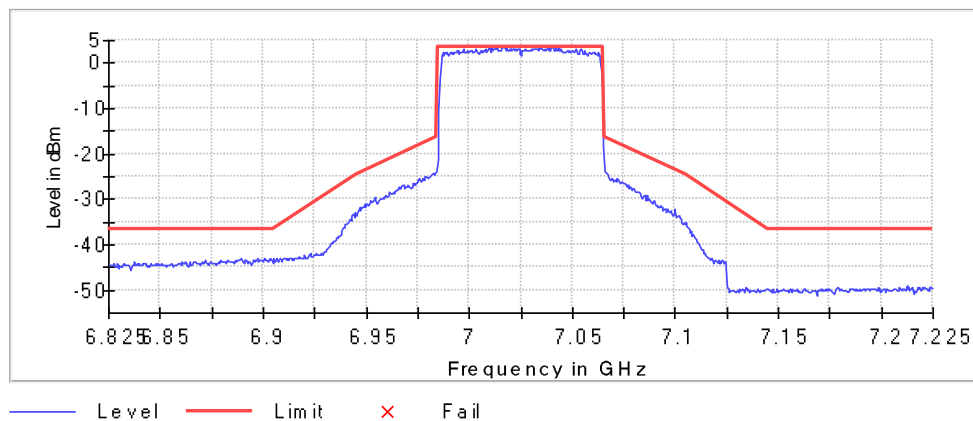
Inband Peak

Frequency (MHz)	Level (dBm)
7039.750000	3.5

Measurements

Frequency (MHz)	Level (dBm)	Margin (dB)	Limit (dBm)	Result
7039.750000	3.5	0.0	3.5	PASS
7033.750000	3.4	0.0	3.5	PASS
7013.250000	3.4	0.0	3.5	PASS
7017.250000	3.4	0.1	3.5	PASS
7042.250000	3.4	0.1	3.5	PASS
7010.750000	3.4	0.1	3.5	PASS
7034.750000	3.4	0.1	3.5	PASS
7040.250000	3.4	0.1	3.5	PASS
7016.750000	3.3	0.1	3.5	PASS
7009.750000	3.3	0.1	3.5	PASS
7018.250000	3.3	0.1	3.5	PASS
7043.250000	3.3	0.1	3.5	PASS
7038.250000	3.3	0.1	3.5	PASS
7016.250000	3.3	0.1	3.5	PASS
7015.750000	3.3	0.2	3.5	PASS

In Band



Measurement 1

Setting	Instrument Value	Target Value
Start Frequency	6.82500 GHz	6.82500 GHz
Stop Frequency	7.22500 GHz	7.22500 GHz
Span	400.000 MHz	400.000 MHz
RBW	1.000 MHz	~ 800.000 kHz
VBW	3.000 MHz	~ 3.000 MHz
SweepPoints	800	~ 800
Sweeptime	1.000 ms	AUTO
Reference Level	10.000 dBm	0.000 dBm
Attenuation	20.000 dB	AUTO
Detector	RMS	RMS
SweepCount	100	100
Filter	3 dB	3 dB
Trace Mode	Average Power	Average Power
Sweeptype	Sweep	Sweep
Preamp	off	off

In-Band Emissions(2) (7025 MHz; 11ax80 (80 MHz))

Result

DUT Frequency (MHz)	Result
7025.000000	PASS

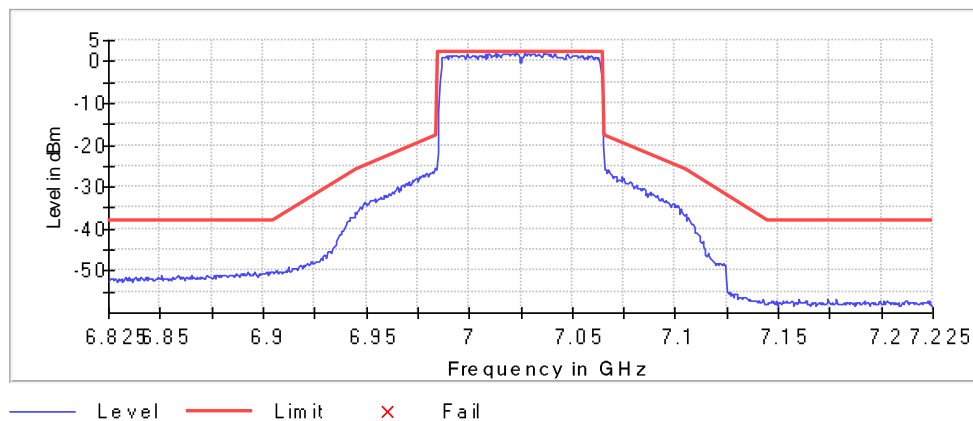
Inband Peak

Frequency (MHz)	Level (dBm)
7012.750000	2.1

Measurements

Frequency (MHz)	Level (dBm)	Margin (dB)	Limit (dBm)	Result
7012.750000	2.1	0.0	2.1	PASS
7026.750000	2.0	0.1	2.1	PASS
7022.750000	2.0	0.1	2.1	PASS
7036.250000	2.0	0.1	2.1	PASS
7037.750000	1.9	0.1	2.1	PASS
7031.250000	1.9	0.1	2.1	PASS
7016.750000	1.9	0.2	2.1	PASS
7035.750000	1.9	0.2	2.1	PASS
7031.750000	1.9	0.2	2.1	PASS
7020.750000	1.9	0.2	2.1	PASS
7030.750000	1.9	0.2	2.1	PASS
7036.750000	1.8	0.2	2.1	PASS
7030.250000	1.8	0.2	2.1	PASS
7038.250000	1.8	0.3	2.1	PASS
7041.750000	1.8	0.3	2.1	PASS

In Band



Measurement 1

Setting	Instrument Value	Target Value
Start Frequency	6.82500 GHz	6.82500 GHz
Stop Frequency	7.22500 GHz	7.22500 GHz
Span	400.000 MHz	400.000 MHz
RBW	1.000 MHz	~ 800.000 kHz
VBW	3.000 MHz	~ 3.000 MHz
SweepPoints	800	~ 800
Sweeptime	1.000 ms	AUTO
Reference Level	0.000 dBm	0.000 dBm
Attenuation	10.000 dB	AUTO
Detector	RMS	RMS
SweepCount	100	100
Filter	3 dB	3 dB
Trace Mode	Average Power	Average Power
Sweeptype	Sweep	Sweep
Preamp	off	off

In-Band Emissions(3) (7025 MHz; 11ax80 (80 MHz))

Result

DUT Frequency (MHz)	Result
7025.000000	PASS

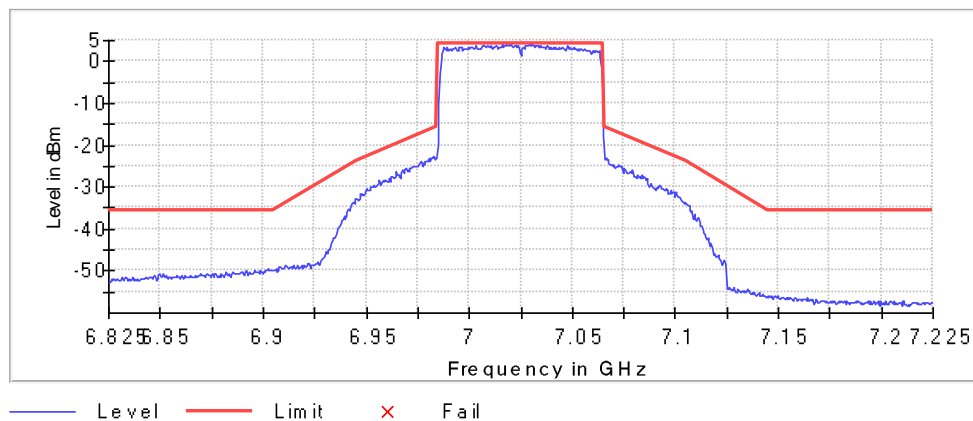
Inband Peak

Frequency (MHz)	Level (dBm)
7019.750000	4.4

Measurements

Frequency (MHz)	Level (dBm)	Margin (dB)	Limit (dBm)	Result
7016.250000	4.2	0.2	4.4	PASS
7020.250000	4.1	0.3	4.4	PASS
7029.250000	4.1	0.3	4.4	PASS
7018.250000	4.0	0.3	4.4	PASS
7030.750000	4.0	0.4	4.4	PASS
7028.750000	4.0	0.4	4.4	PASS
7033.250000	3.9	0.4	4.4	PASS
7003.250000	3.9	0.5	4.4	PASS
7034.750000	3.9	0.5	4.4	PASS
7029.750000	3.9	0.5	4.4	PASS
7037.750000	3.9	0.5	4.4	PASS
7006.750000	3.9	0.5	4.4	PASS
7022.250000	3.8	0.5	4.4	PASS
7031.250000	3.8	0.5	4.4	PASS
7030.250000	3.8	0.5	4.4	PASS

In Band



Measurement 1

Setting	Instrument Value	Target Value
Start Frequency	6.82500 GHz	6.82500 GHz
Stop Frequency	7.22500 GHz	7.22500 GHz
Span	400.000 MHz	400.000 MHz
RBW	1.000 MHz	~ 800.000 kHz
VBW	3.000 MHz	~ 3.000 MHz
SweepPoints	800	~ 800
Sweeptime	1.000 ms	AUTO
Reference Level	0.000 dBm	0.000 dBm
Attenuation	10.000 dB	AUTO
Detector	RMS	RMS
SweepCount	100	100
Filter	3 dB	3 dB
Trace Mode	Average Power	Average Power
Sweeptype	Sweep	Sweep
Preamp	off	off

In-Band Emissions(4) (7025 MHz; 11ax80 (80 MHz))

Result

DUT Frequency (MHz)	Result
7025.000000	PASS

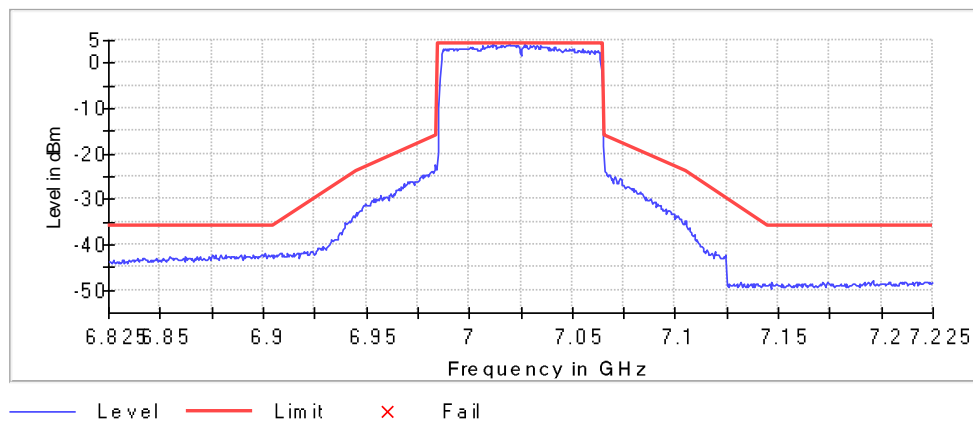
Inband Peak

Frequency (MHz)	Level (dBm)
7026.750000	4.1

Measurements

Frequency (MHz)	Level (dBm)	Margin (dB)	Limit (dBm)	Result
7026.750000	4.1	0.0	4.1	PASS
7011.750000	4.1	0.1	4.1	PASS
7019.250000	4.1	0.1	4.1	PASS
7020.750000	4.0	0.1	4.1	PASS
7019.750000	4.0	0.1	4.1	PASS
7027.750000	3.9	0.2	4.1	PASS
7017.750000	3.9	0.2	4.1	PASS
7031.250000	3.9	0.2	4.1	PASS
7029.750000	3.9	0.2	4.1	PASS
7021.250000	3.9	0.3	4.1	PASS
7012.250000	3.8	0.3	4.1	PASS
7009.250000	3.8	0.3	4.1	PASS
7016.750000	3.8	0.3	4.1	PASS
7032.750000	3.8	0.3	4.1	PASS
7021.750000	3.8	0.3	4.1	PASS

In Band



Measurement 1

Setting	Instrument Value	Target Value
Start Frequency	6.82500 GHz	6.82500 GHz
Stop Frequency	7.22500 GHz	7.22500 GHz
Span	400.000 MHz	400.000 MHz
RBW	1.000 MHz	~ 800.000 kHz
VBW	3.000 MHz	~ 3.000 MHz
SweepPoints	800	~ 800
Sweeptime	1.000 ms	AUTO
Reference Level	10.000 dBm	0.000 dBm
Attenuation	20.000 dB	AUTO
Detector	RMS	RMS
SweepCount	100	100
Filter	3 dB	3 dB
Trace Mode	Average Power	Average Power
Sweeptype	Sweep	Sweep
Preamp	off	off

In-Band Emissions(1) (6025 MHz; 11ax160 (160 MHz))

Result

DUT Frequency (MHz)	Result
6025.000000	PASS

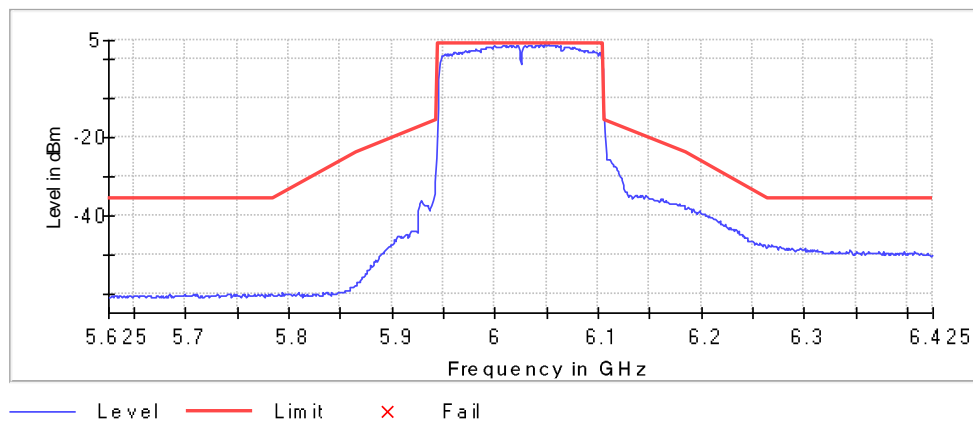
Inband Peak

Frequency (MHz)	Level (dBm)
6048.500000	4.2

Measurements

Frequency (MHz)	Level (dBm)	Margin (dB)	Limit (dBm)	Result
6048.500000	4.2	0.0	4.2	PASS
6044.500000	4.0	0.2	4.2	PASS
6051.500000	4.0	0.3	4.2	PASS
6054.500000	3.9	0.3	4.2	PASS
6053.500000	3.8	0.4	4.2	PASS
6058.500000	3.8	0.4	4.2	PASS
6033.500000	3.8	0.4	4.2	PASS
6041.500000	3.8	0.5	4.2	PASS
6035.500000	3.8	0.5	4.2	PASS
6014.500000	3.8	0.5	4.2	PASS
6015.500000	3.7	0.5	4.2	PASS
6029.500000	3.7	0.5	4.2	PASS
6022.500000	3.7	0.5	4.2	PASS
6045.500000	3.7	0.5	4.2	PASS
6049.500000	3.7	0.6	4.2	PASS

In Band



Measurement 1

Setting	Instrument Value	Target Value
Start Frequency	5.62500 GHz	5.62500 GHz
Stop Frequency	6.42500 GHz	6.42500 GHz
Span	800.000 MHz	800.000 MHz
RBW	2.000 MHz	~ 1.600 MHz
VBW	5.000 MHz	~ 6.000 MHz
SweepPoints	800	~ 800
Sweeptime	1.000 ms	AUTO
Reference Level	0.000 dBm	0.000 dBm
Attenuation	10.000 dB	AUTO
Detector	RMS	RMS
SweepCount	100	100
Filter	3 dB	3 dB
Trace Mode	Average Power	Average Power
Sweeptype	Sweep	Sweep
Preamp	off	off

In-Band Emissions(2) (6025 MHz; 11ax160 (160 MHz))

Result

DUT Frequency (MHz)	Result
6025.000000	PASS

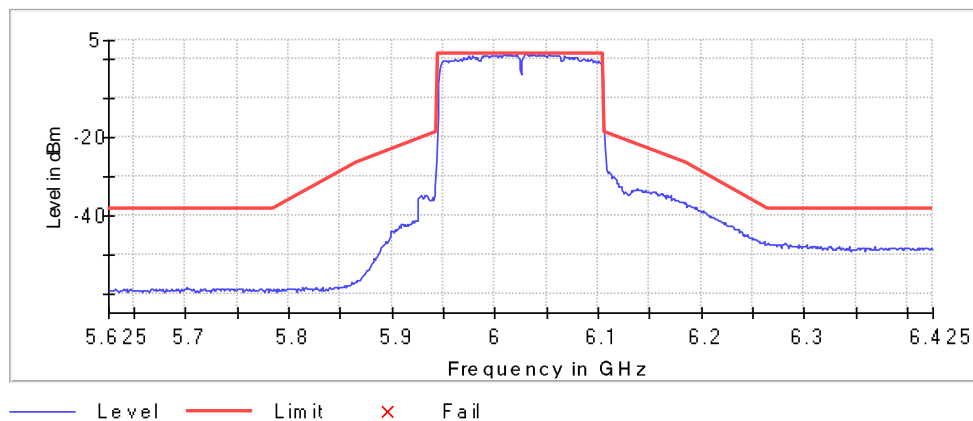
Inband Peak

Frequency (MHz)	Level (dBm)
6037.500000	1.6

Measurements

Frequency (MHz)	Level (dBm)	Margin (dB)	Limit (dBm)	Result
6028.500000	1.6	0.0	1.6	PASS
6011.500000	1.5	0.1	1.6	PASS
6052.500000	1.5	0.1	1.6	PASS
6015.500000	1.5	0.1	1.6	PASS
6031.500000	1.4	0.2	1.6	PASS
6030.500000	1.4	0.2	1.6	PASS
6034.500000	1.4	0.2	1.6	PASS
6021.500000	1.4	0.2	1.6	PASS
6046.500000	1.4	0.2	1.6	PASS
6051.500000	1.4	0.2	1.6	PASS
6009.500000	1.3	0.2	1.6	PASS
6035.500000	1.3	0.3	1.6	PASS
6029.500000	1.3	0.3	1.6	PASS
6013.500000	1.3	0.3	1.6	PASS
6042.500000	1.3	0.3	1.6	PASS

In Band



Measurement 1

Setting	Instrument Value	Target Value
Start Frequency	5.62500 GHz	5.62500 GHz
Stop Frequency	6.42500 GHz	6.42500 GHz
Span	800.000 MHz	800.000 MHz
RBW	2.000 MHz	~ 1.600 MHz
VBW	5.000 MHz	~ 6.000 MHz
SweepPoints	800	~ 800
Sweeptime	1.000 ms	AUTO
Reference Level	0.000 dBm	0.000 dBm
Attenuation	10.000 dB	AUTO
Detector	RMS	RMS
SweepCount	100	100
Filter	3 dB	3 dB
Trace Mode	Average Power	Average Power
Sweeptype	Sweep	Sweep
Preamp	off	off

In-Band Emissions(3) (6025 MHz; 11ax160 (160 MHz))

Result

DUT Frequency (MHz)	Result
6025.000000	PASS

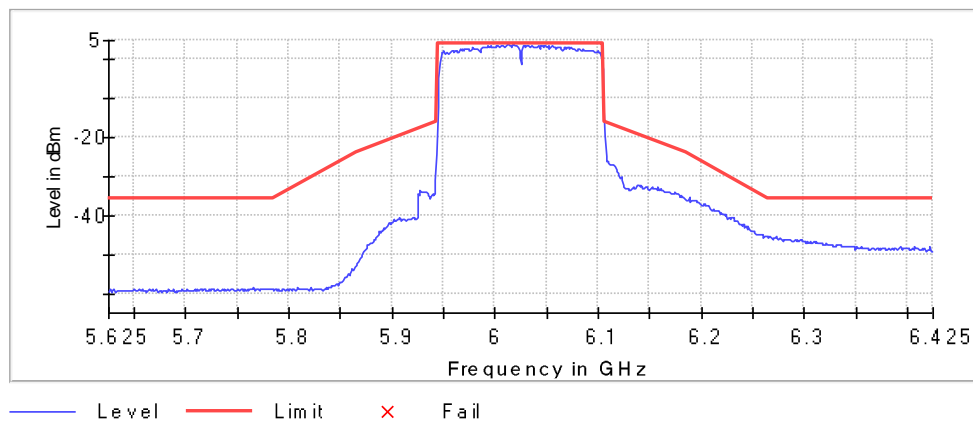
Inband Peak

Frequency (MHz)	Level (dBm)
6012.500000	4.1

Measurements

Frequency (MHz)	Level (dBm)	Margin (dB)	Limit (dBm)	Result
6017.500000	3.9	0.2	4.1	PASS
6020.500000	3.9	0.3	4.1	PASS
6015.500000	3.8	0.3	4.1	PASS
6013.500000	3.8	0.3	4.1	PASS
6036.500000	3.8	0.3	4.1	PASS
6031.500000	3.8	0.4	4.1	PASS
6047.500000	3.8	0.4	4.1	PASS
6030.500000	3.7	0.4	4.1	PASS
6019.500000	3.7	0.4	4.1	PASS
6021.500000	3.7	0.4	4.1	PASS
6027.500000	3.7	0.4	4.1	PASS
6032.500000	3.7	0.4	4.1	PASS
6028.500000	3.7	0.4	4.1	PASS
6041.500000	3.7	0.4	4.1	PASS
6035.500000	3.7	0.4	4.1	PASS

In Band



Measurement 1

Setting	Instrument Value	Target Value
Start Frequency	5.62500 GHz	5.62500 GHz
Stop Frequency	6.42500 GHz	6.42500 GHz
Span	800.000 MHz	800.000 MHz
RBW	2.000 MHz	~ 1.600 MHz
VBW	5.000 MHz	~ 6.000 MHz
SweepPoints	800	~ 800
Sweeptime	1.000 ms	AUTO
Reference Level	0.000 dBm	0.000 dBm
Attenuation	10.000 dB	AUTO
Detector	RMS	RMS
SweepCount	100	100
Filter	3 dB	3 dB
Trace Mode	Average Power	Average Power
Sweeptype	Sweep	Sweep
Preamp	off	off

In-Band Emissions(4) (6025 MHz; 11ax160 (160 MHz))

Result

DUT Frequency (MHz)	Result
6025.000000	PASS

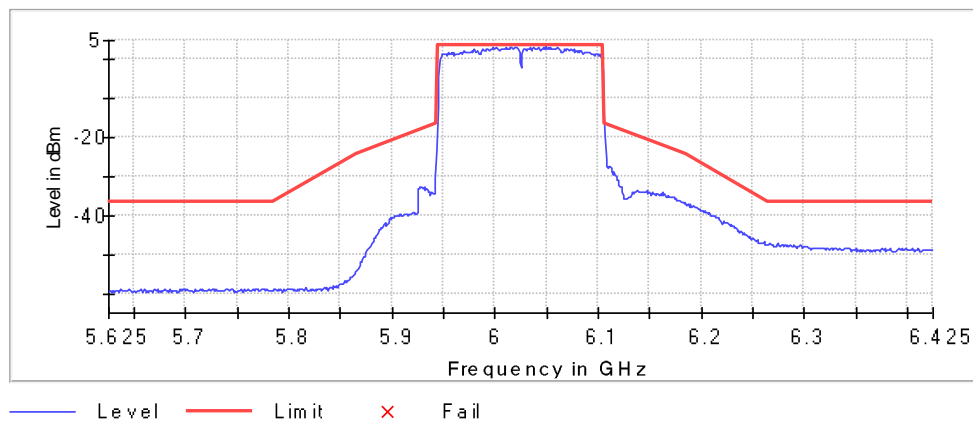
Inband Peak

Frequency (MHz)	Level (dBm)
6049.500000	3.6

Measurements

Frequency (MHz)	Level (dBm)	Margin (dB)	Limit (dBm)	Result
6060.500000	3.4	0.1	3.6	PASS
6042.500000	3.3	0.2	3.6	PASS
6019.500000	3.3	0.3	3.6	PASS
6034.500000	3.2	0.3	3.6	PASS
6016.500000	3.2	0.3	3.6	PASS
6000.500000	3.2	0.4	3.6	PASS
6020.500000	3.2	0.4	3.6	PASS
6018.500000	3.2	0.4	3.6	PASS
6041.500000	3.1	0.4	3.6	PASS
6021.500000	3.1	0.4	3.6	PASS
6051.500000	3.1	0.4	3.6	PASS
6001.500000	3.1	0.5	3.6	PASS
6046.500000	3.1	0.5	3.6	PASS
5998.500000	3.1	0.5	3.6	PASS
6037.500000	3.1	0.5	3.6	PASS

In Band



Measurement 1

Setting	Instrument Value	Target Value
Start Frequency	5.62500 GHz	5.62500 GHz
Stop Frequency	6.42500 GHz	6.42500 GHz
Span	800.000 MHz	800.000 MHz
RBW	2.000 MHz	~ 1.600 MHz
VBW	5.000 MHz	~ 6.000 MHz
SweepPoints	800	~ 800
Sweeptime	1.000 ms	AUTO
Reference Level	0.000 dBm	0.000 dBm
Attenuation	10.000 dB	AUTO
Detector	RMS	RMS
SweepCount	100	100
Filter	3 dB	3 dB
Trace Mode	Average Power	Average Power
Sweeptype	Sweep	Sweep
Preamp	off	off

In-Band Emissions(1) (6185 MHz; 11ax160 (160 MHz))

Result

DUT Frequency (MHz)	Result
6185.000000	PASS

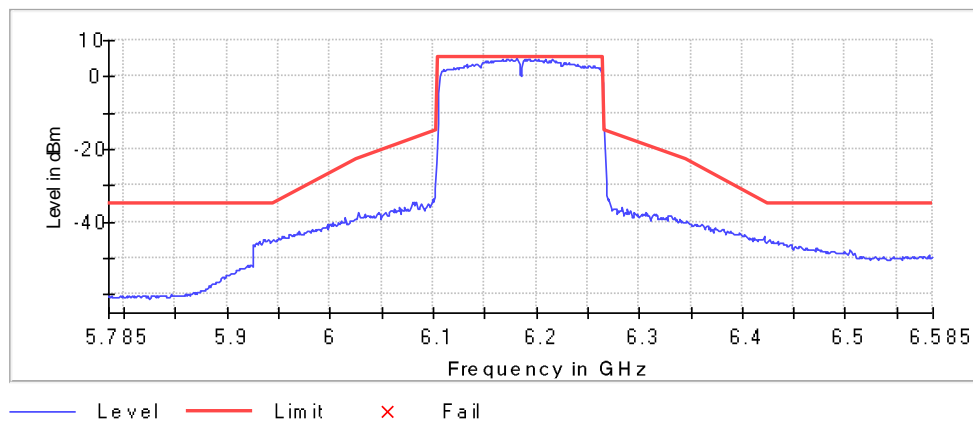
Inband Peak

Frequency (MHz)	Level (dBm)
6181.500000	5.2

Measurements

Frequency (MHz)	Level (dBm)	Margin (dB)	Limit (dBm)	Result
6199.500000	4.8	0.3	5.2	PASS
6215.500000	4.8	0.4	5.2	PASS
6167.500000	4.8	0.4	5.2	PASS
6171.500000	4.7	0.4	5.2	PASS
6193.500000	4.7	0.5	5.2	PASS
6172.500000	4.7	0.5	5.2	PASS
6192.500000	4.7	0.5	5.2	PASS
6201.500000	4.7	0.5	5.2	PASS
6198.500000	4.7	0.5	5.2	PASS
6176.500000	4.7	0.5	5.2	PASS
6209.500000	4.7	0.5	5.2	PASS
6188.500000	4.7	0.5	5.2	PASS
6175.500000	4.6	0.5	5.2	PASS
6180.500000	4.6	0.5	5.2	PASS
6190.500000	4.6	0.5	5.2	PASS

In Band



Measurement 1

Setting	Instrument Value	Target Value
Start Frequency	5.78500 GHz	5.78500 GHz
Stop Frequency	6.58500 GHz	6.58500 GHz
Span	800.000 MHz	800.000 MHz
RBW	2.000 MHz	~ 1.600 MHz
VBW	5.000 MHz	~ 6.000 MHz
SweepPoints	800	~ 800
Sweeptime	1.000 ms	AUTO
Reference Level	0.000 dBm	0.000 dBm
Attenuation	10.000 dB	AUTO
Detector	RMS	RMS
SweepCount	100	100
Filter	3 dB	3 dB
Trace Mode	Average Power	Average Power
Sweeptype	Sweep	Sweep
Preamp	off	off

In-Band Emissions(2) (6185 MHz; 11ax160 (160 MHz))

Result

DUT Frequency (MHz)	Result
6185.000000	PASS

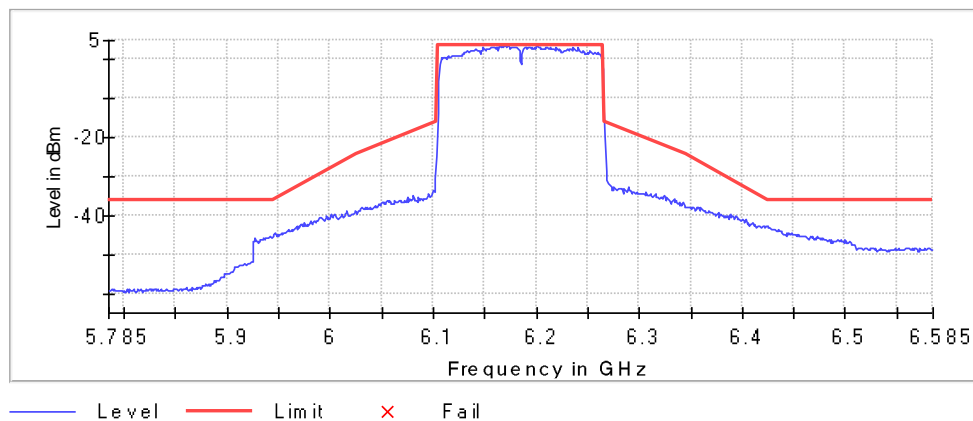
Inband Peak

Frequency (MHz)	Level (dBm)
6172.500000	3.9

Measurements

Frequency (MHz)	Level (dBm)	Margin (dB)	Limit (dBm)	Result
6170.500000	3.6	0.3	3.9	PASS
6169.500000	3.5	0.4	3.9	PASS
6164.500000	3.5	0.4	3.9	PASS
6200.500000	3.5	0.4	3.9	PASS
6167.500000	3.5	0.4	3.9	PASS
6162.500000	3.5	0.4	3.9	PASS
6209.500000	3.5	0.4	3.9	PASS
6194.500000	3.4	0.5	3.9	PASS
6178.500000	3.4	0.5	3.9	PASS
6179.500000	3.4	0.5	3.9	PASS
6168.500000	3.4	0.5	3.9	PASS
6171.500000	3.4	0.5	3.9	PASS
6188.500000	3.4	0.5	3.9	PASS
6175.500000	3.4	0.5	3.9	PASS
6190.500000	3.4	0.5	3.9	PASS

In Band



Measurement 1

Setting	Instrument Value	Target Value
Start Frequency	5.78500 GHz	5.78500 GHz
Stop Frequency	6.58500 GHz	6.58500 GHz
Span	800.000 MHz	800.000 MHz
RBW	2.000 MHz	~ 1.600 MHz
VBW	5.000 MHz	~ 6.000 MHz
SweepPoints	800	~ 800
Sweeptime	1.000 ms	AUTO
Reference Level	0.000 dBm	0.000 dBm
Attenuation	10.000 dB	AUTO
Detector	RMS	RMS
SweepCount	100	100
Filter	3 dB	3 dB
Trace Mode	Average Power	Average Power
Sweeptype	Sweep	Sweep
Preamp	off	off

In-Band Emissions(3) (6185 MHz; 11ax160 (160 MHz))

Result

DUT Frequency (MHz)	Result
6185.000000	PASS

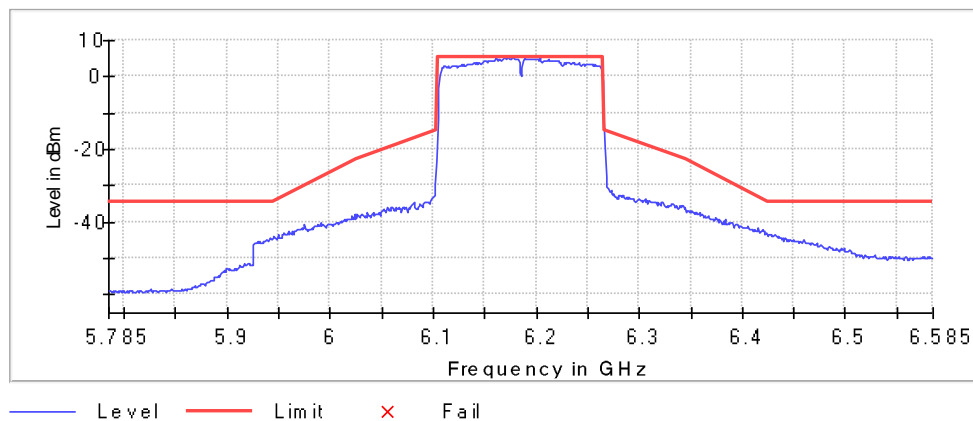
Inband Peak

Frequency (MHz)	Level (dBm)
6169.500000	5.2

Measurements

Frequency (MHz)	Level (dBm)	Margin (dB)	Limit (dBm)	Result
6169.500000	5.2	0.0	5.2	PASS
6176.500000	5.1	0.1	5.2	PASS
6203.500000	5.1	0.1	5.2	PASS
6177.500000	5.1	0.2	5.2	PASS
6172.500000	5.1	0.2	5.2	PASS
6188.500000	5.1	0.2	5.2	PASS
6160.500000	5.1	0.2	5.2	PASS
6175.500000	5.1	0.2	5.2	PASS
6190.500000	5.1	0.2	5.2	PASS
6170.500000	5.1	0.2	5.2	PASS
6181.500000	5.0	0.2	5.2	PASS
6195.500000	5.0	0.2	5.2	PASS
6167.500000	5.0	0.2	5.2	PASS
6161.500000	5.0	0.3	5.2	PASS
6211.500000	5.0	0.3	5.2	PASS

In Band



Measurement 1

Setting	Instrument Value	Target Value
Start Frequency	5.78500 GHz	5.78500 GHz
Stop Frequency	6.58500 GHz	6.58500 GHz
Span	800.000 MHz	800.000 MHz
RBW	2.000 MHz	~ 1.600 MHz
VBW	5.000 MHz	~ 6.000 MHz
SweepPoints	800	~ 800
Sweeptime	1.000 ms	AUTO
Reference Level	0.000 dBm	0.000 dBm
Attenuation	10.000 dB	AUTO
Detector	RMS	RMS
SweepCount	100	100
Filter	3 dB	3 dB
Trace Mode	Average Power	Average Power
Sweeptype	Sweep	Sweep
Preamp	off	off

In-Band Emissions(4) (6185 MHz; 11ax160 (160 MHz))

Result

DUT Frequency (MHz)	Result
6185.000000	PASS

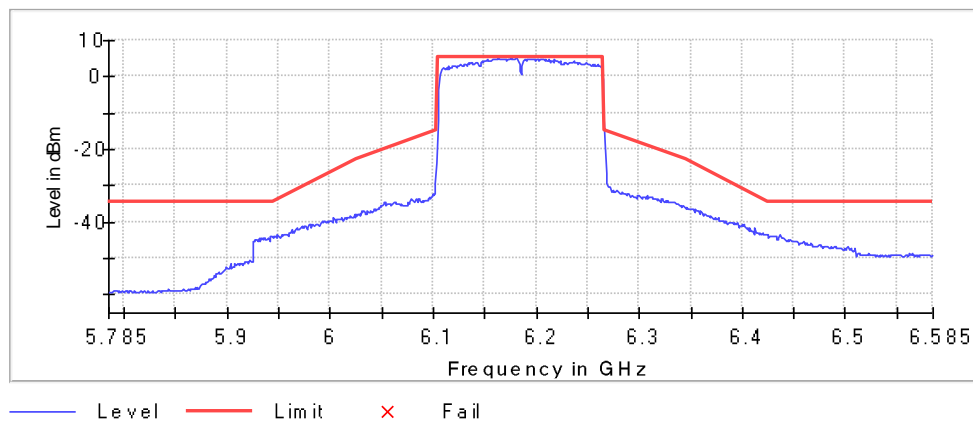
Inband Peak

Frequency (MHz)	Level (dBm)
6163.500000	5.3

Measurements

Frequency (MHz)	Level (dBm)	Margin (dB)	Limit (dBm)	Result
6180.500000	5.1	0.2	5.3	PASS
6175.500000	5.1	0.2	5.3	PASS
6181.500000	5.1	0.2	5.3	PASS
6169.500000	5.1	0.2	5.3	PASS
6188.500000	5.0	0.3	5.3	PASS
6195.500000	5.0	0.3	5.3	PASS
6162.500000	5.0	0.3	5.3	PASS
6159.500000	4.9	0.4	5.3	PASS
6198.500000	4.9	0.4	5.3	PASS
6179.500000	4.9	0.4	5.3	PASS
6206.500000	4.9	0.4	5.3	PASS
6168.500000	4.9	0.4	5.3	PASS
6157.500000	4.9	0.4	5.3	PASS
6191.500000	4.9	0.4	5.3	PASS
6177.500000	4.8	0.4	5.3	PASS

In Band



Measurement 1

Setting	Instrument Value	Target Value
Start Frequency	5.78500 GHz	5.78500 GHz
Stop Frequency	6.58500 GHz	6.58500 GHz
Span	800.000 MHz	800.000 MHz
RBW	2.000 MHz	~ 1.600 MHz
VBW	5.000 MHz	~ 6.000 MHz
SweepPoints	800	~ 800
Sweeptime	1.000 ms	AUTO
Reference Level	0.000 dBm	0.000 dBm
Attenuation	10.000 dB	AUTO
Detector	RMS	RMS
SweepCount	100	100
Filter	3 dB	3 dB
Trace Mode	Average Power	Average Power
Sweeptype	Sweep	Sweep
Preamp	off	off

In-Band Emissions(1) (6345 MHz; 11ax160 (160 MHz))

Result

DUT Frequency (MHz)	Result
6345.000000	PASS

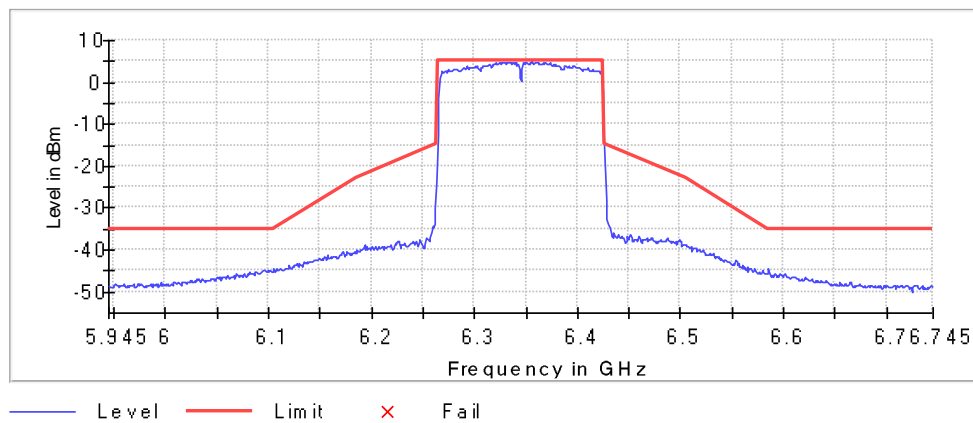
Inband Peak

Frequency (MHz)	Level (dBm)
6356.500000	5.0

Measurements

Frequency (MHz)	Level (dBm)	Margin (dB)	Limit (dBm)	Result
6356.500000	5.0	0.0	5.0	PASS
6355.500000	4.9	0.1	5.0	PASS
6350.500000	4.9	0.1	5.0	PASS
6331.500000	4.9	0.1	5.0	PASS
6351.500000	4.8	0.2	5.0	PASS
6335.500000	4.8	0.2	5.0	PASS
6349.500000	4.8	0.3	5.0	PASS
6332.500000	4.7	0.3	5.0	PASS
6360.500000	4.7	0.3	5.0	PASS
6361.500000	4.7	0.3	5.0	PASS
6337.500000	4.7	0.3	5.0	PASS
6373.500000	4.7	0.3	5.0	PASS
6358.500000	4.7	0.3	5.0	PASS
6354.500000	4.7	0.4	5.0	PASS
6327.500000	4.7	0.4	5.0	PASS

In Band



Measurement 1

Setting	Instrument Value	Target Value
Start Frequency	5.94500 GHz	5.94500 GHz
Stop Frequency	6.74500 GHz	6.74500 GHz
Span	800.000 MHz	800.000 MHz
RBW	2.000 MHz	~ 1.600 MHz
VBW	5.000 MHz	~ 6.000 MHz
SweepPoints	800	~ 800
Sweeptime	1.000 ms	AUTO
Reference Level	0.000 dBm	0.000 dBm
Attenuation	10.000 dB	AUTO
Detector	RMS	RMS
SweepCount	100	100
Filter	3 dB	3 dB
Trace Mode	Average Power	Average Power
Sweeptype	Sweep	Sweep
Preamp	off	off

In-Band Emissions(2) (6345 MHz; 11ax160 (160 MHz))

Result

DUT Frequency (MHz)	Result
6345.000000	PASS

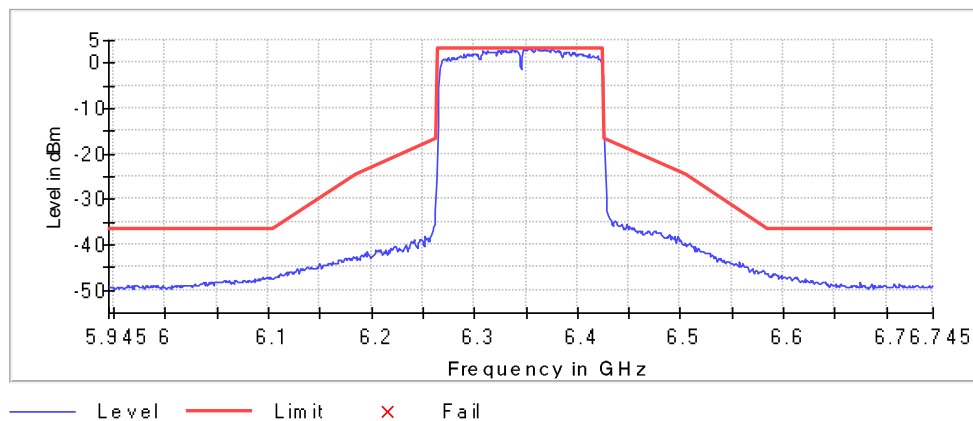
Inband Peak

Frequency (MHz)	Level (dBm)
6336.500000	3.2

Measurements

Frequency (MHz)	Level (dBm)	Margin (dB)	Limit (dBm)	Result
6336.500000	3.2	0.0	3.2	PASS
6375.500000	3.1	0.1	3.2	PASS
6354.500000	3.1	0.1	3.2	PASS
6352.500000	3.1	0.1	3.2	PASS
6363.500000	3.1	0.1	3.2	PASS
6353.500000	3.1	0.2	3.2	PASS
6356.500000	3.0	0.2	3.2	PASS
6350.500000	3.0	0.2	3.2	PASS
6367.500000	3.0	0.2	3.2	PASS
6347.500000	3.0	0.3	3.2	PASS
6368.500000	3.0	0.3	3.2	PASS
6360.500000	2.9	0.3	3.2	PASS
6349.500000	2.9	0.3	3.2	PASS
6359.500000	2.9	0.3	3.2	PASS
6376.500000	2.9	0.3	3.2	PASS

In Band



Measurement 1

Setting	Instrument Value	Target Value
Start Frequency	5.94500 GHz	5.94500 GHz
Stop Frequency	6.74500 GHz	6.74500 GHz
Span	800.000 MHz	800.000 MHz
RBW	2.000 MHz	~ 1.600 MHz
VBW	5.000 MHz	~ 6.000 MHz
SweepPoints	800	~ 800
Sweeptime	1.000 ms	AUTO
Reference Level	0.000 dBm	0.000 dBm
Attenuation	10.000 dB	AUTO
Detector	RMS	RMS
SweepCount	100	100
Filter	3 dB	3 dB
Trace Mode	Average Power	Average Power
Sweeptype	Sweep	Sweep
Preamp	off	off

In-Band Emissions(3) (6345 MHz; 11ax160 (160 MHz))

Result

DUT Frequency (MHz)	Result
6345.000000	PASS

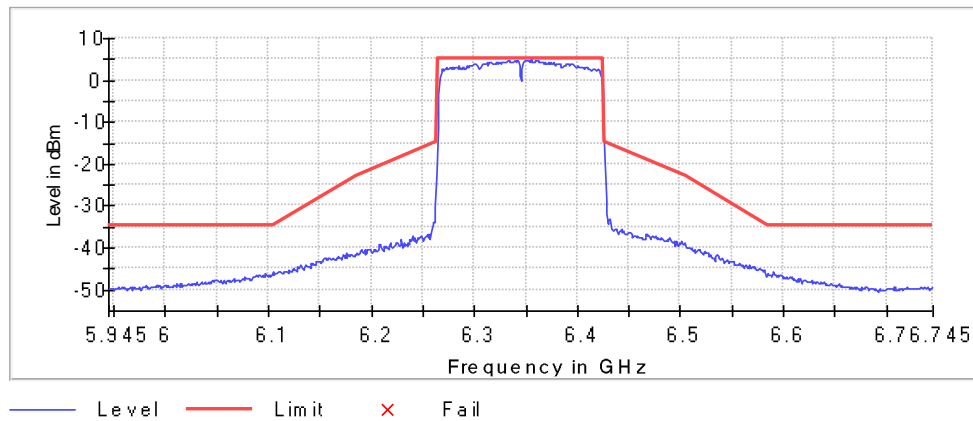
Inband Peak

Frequency (MHz)	Level (dBm)
6355.500000	5.1

Measurements

Frequency (MHz)	Level (dBm)	Margin (dB)	Limit (dBm)	Result
6355.500000	5.1	0.0	5.1	PASS
6339.500000	4.9	0.2	5.1	PASS
6333.500000	4.9	0.2	5.1	PASS
6350.500000	4.9	0.3	5.1	PASS
6351.500000	4.8	0.3	5.1	PASS
6359.500000	4.8	0.4	5.1	PASS
6341.500000	4.8	0.4	5.1	PASS
6352.500000	4.7	0.4	5.1	PASS
6354.500000	4.7	0.4	5.1	PASS
6342.500000	4.7	0.5	5.1	PASS
6338.500000	4.7	0.5	5.1	PASS
6360.500000	4.6	0.5	5.1	PASS
6348.500000	4.6	0.5	5.1	PASS
6332.500000	4.6	0.5	5.1	PASS
6349.500000	4.6	0.5	5.1	PASS

In Band



Measurement 1

Setting	Instrument Value	Target Value
Start Frequency	5.94500 GHz	5.94500 GHz
Stop Frequency	6.74500 GHz	6.74500 GHz
Span	800.000 MHz	800.000 MHz
RBW	2.000 MHz	~ 1.600 MHz
VBW	5.000 MHz	~ 6.000 MHz
SweepPoints	800	~ 800
Sweeptime	1.000 ms	AUTO
Reference Level	0.000 dBm	0.000 dBm
Attenuation	10.000 dB	AUTO
Detector	RMS	RMS
SweepCount	100	100
Filter	3 dB	3 dB
Trace Mode	Average Power	Average Power
Sweeptype	Sweep	Sweep
Preamp	off	off

In-Band Emissions(4) (6345 MHz; 11ax160 (160 MHz))

Result

DUT Frequency (MHz)	Result
6345.000000	PASS

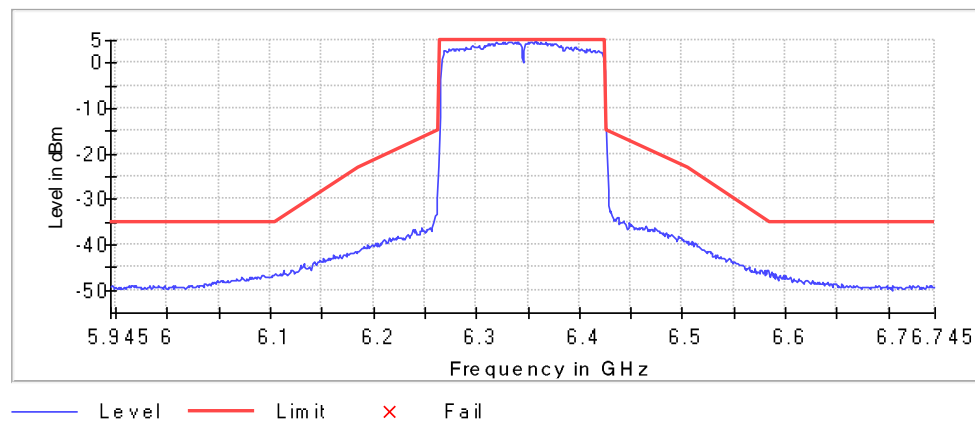
Inband Peak

Frequency (MHz)	Level (dBm)
6357.500000	5.0

Measurements

Frequency (MHz)	Level (dBm)	Margin (dB)	Limit (dBm)	Result
6340.500000	4.8	0.2	5.0	PASS
6362.500000	4.7	0.2	5.0	PASS
6333.500000	4.7	0.3	5.0	PASS
6354.500000	4.7	0.3	5.0	PASS
6325.500000	4.6	0.4	5.0	PASS
6359.500000	4.6	0.4	5.0	PASS
6334.500000	4.6	0.4	5.0	PASS
6367.500000	4.6	0.4	5.0	PASS
6319.500000	4.5	0.4	5.0	PASS
6353.500000	4.5	0.4	5.0	PASS
6331.500000	4.5	0.5	5.0	PASS
6327.500000	4.5	0.5	5.0	PASS
6337.500000	4.5	0.5	5.0	PASS
6350.500000	4.5	0.5	5.0	PASS
6339.500000	4.5	0.5	5.0	PASS

In Band



Measurement 1

Setting	Instrument Value	Target Value
Start Frequency	5.94500 GHz	5.94500 GHz
Stop Frequency	6.74500 GHz	6.74500 GHz
Span	800.000 MHz	800.000 MHz
RBW	2.000 MHz	~ 1.600 MHz
VBW	5.000 MHz	~ 6.000 MHz
SweepPoints	800	~ 800
Sweeptime	1.000 ms	AUTO
Reference Level	0.000 dBm	0.000 dBm
Attenuation	10.000 dB	AUTO
Detector	RMS	RMS
SweepCount	100	100
Filter	3 dB	3 dB
Trace Mode	Average Power	Average Power
Sweeptype	Sweep	Sweep
Preamp	off	off

In-Band Emissions(1) (6505 MHz; 11ax160 (160 MHz))

Result

DUT Frequency (MHz)	Result
6505.000000	PASS

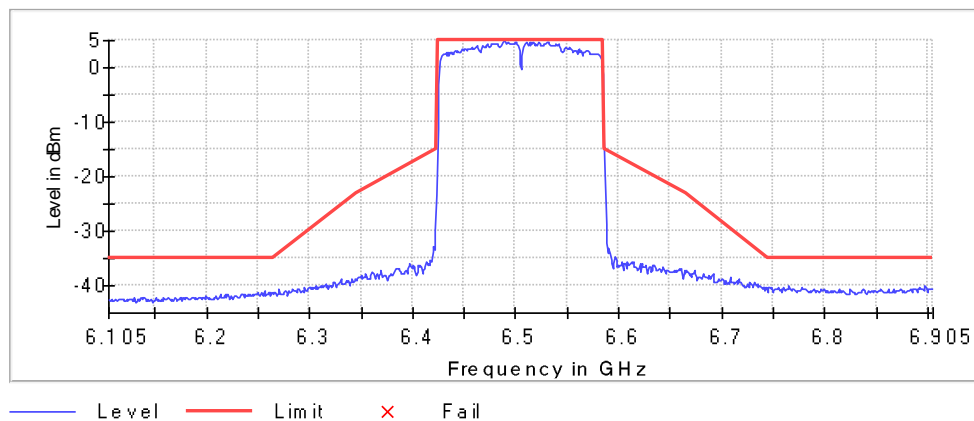
Inband Peak

Frequency (MHz)	Level (dBm)
6489.500000	4.9

Measurements

Frequency (MHz)	Level (dBm)	Margin (dB)	Limit (dBm)	Result
6513.500000	4.8	0.1	4.9	PASS
6488.500000	4.8	0.1	4.9	PASS
6530.500000	4.8	0.1	4.9	PASS
6510.500000	4.7	0.2	4.9	PASS
6531.500000	4.6	0.3	4.9	PASS
6487.500000	4.6	0.3	4.9	PASS
6499.500000	4.6	0.3	4.9	PASS
6517.500000	4.6	0.3	4.9	PASS
6522.500000	4.6	0.3	4.9	PASS
6492.500000	4.6	0.3	4.9	PASS
6521.500000	4.6	0.3	4.9	PASS
6500.500000	4.6	0.3	4.9	PASS
6511.500000	4.5	0.4	4.9	PASS
6515.500000	4.5	0.4	4.9	PASS
6497.500000	4.5	0.4	4.9	PASS

In Band



Measurement 1

Setting	Instrument Value	Target Value
Start Frequency	6.10500 GHz	6.10500 GHz
Stop Frequency	6.90500 GHz	6.90500 GHz
Span	800.000 MHz	800.000 MHz
RBW	2.000 MHz	~ 1.600 MHz
VBW	5.000 MHz	~ 6.000 MHz
SweepPoints	800	~ 800
Sweeptime	1.000 ms	AUTO
Reference Level	10.000 dBm	0.000 dBm
Attenuation	20.000 dB	AUTO
Detector	RMS	RMS
SweepCount	100	100
Filter	3 dB	3 dB
Trace Mode	Average Power	Average Power
Sweeptype	Sweep	Sweep
Preamp	off	off

In-Band Emissions(2) (6505 MHz; 11ax160 (160 MHz))

Result

DUT Frequency (MHz)	Result
6505.000000	PASS

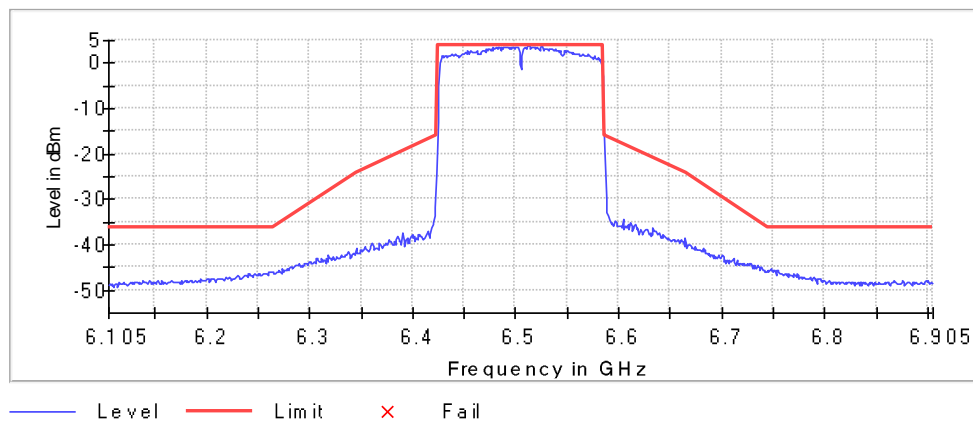
Inband Peak

Frequency (MHz)	Level (dBm)
6512.500000	3.9

Measurements

Frequency (MHz)	Level (dBm)	Margin (dB)	Limit (dBm)	Result
6512.500000	3.9	0.0	3.9	PASS
6525.500000	3.8	0.2	3.9	PASS
6513.500000	3.8	0.2	3.9	PASS
6516.500000	3.7	0.2	3.9	PASS
6511.500000	3.7	0.3	3.9	PASS
6499.500000	3.6	0.3	3.9	PASS
6518.500000	3.6	0.3	3.9	PASS
6515.500000	3.6	0.3	3.9	PASS
6496.500000	3.6	0.3	3.9	PASS
6489.500000	3.5	0.4	3.9	PASS
6494.500000	3.5	0.4	3.9	PASS
6520.500000	3.5	0.4	3.9	PASS
6509.500000	3.5	0.4	3.9	PASS
6497.500000	3.5	0.4	3.9	PASS
6508.500000	3.5	0.4	3.9	PASS

In Band



Measurement 1

Setting	Instrument Value	Target Value
Start Frequency	6.10500 GHz	6.10500 GHz
Stop Frequency	6.90500 GHz	6.90500 GHz
Span	800.000 MHz	800.000 MHz
RBW	2.000 MHz	~ 1.600 MHz
VBW	5.000 MHz	~ 6.000 MHz
SweepPoints	800	~ 800
Sweeptime	1.000 ms	AUTO
Reference Level	0.000 dBm	0.000 dBm
Attenuation	10.000 dB	AUTO
Detector	RMS	RMS
SweepCount	100	100
Filter	3 dB	3 dB
Trace Mode	Average Power	Average Power
Sweeptype	Sweep	Sweep
Preamp	off	off