

RF Test Report

Applicant : Plume Design, Inc.

Product Name : SuperPod Aon

Trade Name : Plume Design, Inc.

Model Number : G2A

Applicable Standard : FCC 47 CFR PART 15 SUBPART C
ANSI C63.10:2013

Received Date : Nov. 23, 2022

Test Period : Dec. 14, 2022 ~ Feb. 25, 2023

Issued Date : Apr. 21, 2023

Issued by

Eurofins E&E Wireless Taiwan Co., Ltd.
No. 140-1, Changan Street, Bade District,
Taoyuan City 334025, Taiwan (R.O.C.)
Tel : +886-3-2710188 / Fax : +886-3-2710190



Taiwan Accreditation Foundation accreditation number: 1330
Frequency Range: 9 kHz to 325 GHz (Bade test site)
Test Firm MRA designation number: TW0010
Frequency Range: 9 kHz to 40 GHz (Wugu test site)
Test Firm MRA designation number: TW0034

Note:

1. The test results are valid only for samples provided by customers and under the test conditions described in this report.
2. This report shall not be reproduced except in full, without the written approval of Eurofins E&E Wireless Taiwan Co., Ltd.
3. The relevant information is provided by customers in this test report. According to the correctness, appropriateness or completeness of the information provided by the customer, if there is any doubt or error in the information which affects the validity of the test results, the laboratory does not take the responsibility.

Revision History

Version	Issued Date	Revisions	Revised By
00	Apr. 21, 2023	Initial Issue	Rowan Hsieh

Verification of Compliance

Applicant : Plume Design, Inc.

Product Name : SuperPod Aon

Trade Name : Plume Design, Inc.

Model Number : G2A

FCC ID : 2AG7G-G2A

Applicable Standard : FCC 47 CFR PART 15 SUBPART C
ANSI C63.10:2013

Test Result : Complied

Performing Lab. : Eurofins E&E Wireless Taiwan Co., Ltd.
No. 140-1, Changan Street, Bade District,
Taoyuan City 334025, Taiwan (R.O.C.)
Tel : +886-3-2710188 / Fax : +886-3-2710190
Taiwan Accreditation Foundation accreditation number: 1330



Eurofins E&E Wireless Taiwan Co., Ltd. tested the above equipment in accordance with the requirements set forth in the above standards. All indications of Pass/Fail in this report are opinions expressed by Eurofins E&E Wireless Taiwan Co., Ltd. based on interpretations and/or observations of test results. The test results show that the equipment tested is capable of demonstrating compliance with the requirements as documented in this report.

Approved By : _____

TABLE OF CONTENTS

1	General Information	5
1.1.	Summary of Test Result	5
1.2.	Testing Location	6
1.3.	Measurement Uncertainty	6
2	EUT Description.....	7
3	Test Methodology.....	9
3.1.	Mode of Operation.....	9
3.2.	EUT Test Step	12
3.3.	Configuration of Test System Details.....	13
3.4.	Test Instruments	14
3.5.	Test Site Environment.....	15
4	Measurement Procedure.....	16
4.1.	AC Power Line Conducted Emission Measurement.....	16
4.2.	Radiated Emission Measurement.....	18
4.3.	Maximum Conducted Output Power Measurement.....	22
4.4.	6 dB RF Bandwidth Measurement.....	23
4.5.	Maximum Power Spectral Density Measurement.....	24
4.6.	Out of Band Conducted Emissions Measurement.....	25
4.7.	Antenna Measurement	26
5	Test Results	28
5.1.	Conducted Emission.....	28
5.2.	Conducted Test Results.....	30
5.3.	Radiated Emission Measurement.....	31

Appendix A. Test Data

Appendix B. Test Plots

Appendix C. Test Setup Photographs

1 General Information

1.1. Summary of Test Result

Standard	Item	Result	Remark
15.207	AC Power Conducted Emission	PASS	-----
15.247(d)	Transmitter Radiated Emissions	PASS	-----
15.247(b)(3)	Max. Output Power	PASS	-----
15.247(a)(2)	6 dB RF Bandwidth	PASS	-----
15.247(e)	Maximum Power Spectral Density	PASS	-----
15.247(d)	Out of Band Conducted Spurious Emission	PASS	-----
15.203	Antenna Requirement	PASS	-----

Decision Rule

- Uncertainty is not included.
- Uncertainty is included.

Standard	Description
CFR47, Part 15, Subpart C	Intentional Radiators
ANSI C63. 10: 2013	American National Standard of Procedures for Compliance Testing of Unlicensed Wireless Devices
KDB 558074 D01 15.247 Meas Guidance v05r02	GUIDANCE FOR COMPLIANCE MEASUREMENTS ON DIGITAL TRANSMISSION SYSTEM, FREQUENCY HOPPING SPREAD SPECTRUM SYSTEM, AND HYBRID SYSTEM DEVICES OPERATING UNDER SECTION 15.247 OF THE FCC RULES
KDB 662911 D01 v02r01	Emissions Testing of Transmitters with Multiple Outputs in the Same Band (e.g., MIMO, Smart Antenna, etc)

1.2. Testing Location

Lab Name: Eurofins E&E Wireless Taiwan Co., Ltd.
 Site Address: No. 140-1, Changan Street, Bade District, Taoyuan City 334025, Taiwan (R.O.C.)
 Site Address: No. 2, Wuquan 5th Rd. Wugu Dist., New Taipei City, Taiwan (R.O.C.)

1.3. Measurement Uncertainty

Test Item	Frequency Range	Uncertainty
Conducted Emission	150 kHz ~ 30 MHz	2.7 dB
Radiated Emission	9 kHz ~ 30 MHz	1.9 dB
	30 MHz ~ 1000 MHz	4.9 dB
	1000 MHz ~ 18000 MHz	5.0 dB
	18000 MHz ~ 26500 MHz	4.4 dB
	26500 MHz ~ 40000 MHz	4.4 dB
Conducted Output Power	1.1 dB	
RF Bandwidth	4.7 %	
Power Spectral Density	1.1 dB	

2 EUT Description

Applicant	Plume Design, Inc. 325 Lytton Ave., Palo Alto, CA 94301				
Product Name	SuperPod Aon				
Trade Name	Plume Design, Inc.				
Model Number	G2A				
FCC ID	2AG7G-G2A				
Operate Freq. Band	Frequency Range (MHz)	Modulation		Channel Bandwidth	Data Rate (ns)
802.11b	2412 ~ 2462	DSSS		20 MHz	Up to 11 Mbps
802.11g	2412 ~ 2462	OFDM		20 MHz	Up to 54 Mbps
802.11n HT20	2412 ~ 2462	OFDM (64QAM)		20 MHz	Up to 173.4 Mbps
802.11n HT40	2422 ~ 2452	OFDM (64QAM)		40 MHz	Up to 400 Mbps
802.11n VHT20	2412 ~ 2462	OFDM (256QAM)		20 MHz	Up to 173.4 Mbps
802.11n VHT40	2422 ~ 2452	OFDM (256QAM)		40 MHz	Up to 400 Mbps
802.11ax HE20	2412 ~ 2462	OFDMA		20 MHz	MCS11
802.11ax HE40	2422 ~ 2452	OFDMA		40 MHz	MCS11
Antenna Information	Antenna			Type	Max. Gain (dBi)
	1x1	ANT-0	2G1	IFA Antenna	3.50
		ANT-1	2G2	IFA Antenna	2.70
	2x2	ANT-0	2G1	IFA Antenna	3.50
ANT-1		2G2	IFA Antenna	2.70	
Antenna Delivery	See section 3.1				
Operate Temp. Range	-30 ~ +50 °C				
EUT Power Rating	DC 12 V, 3 A/PoE+(IEEE 802.3at): 50-57 VDC, 0.6 A				

1x1

Frequency Band	Max. RF Output Power (W)
802.11b	0.491
802.11g	0.413
802.11n HT20	0.398
802.11n HT40	0.161
802.11n VHT20	0.406
802.11n VHT40	0.163
802.11ax HE20	0.413
802.11ax HE40	0.165

2x2

Frequency Band	Max. RF Output Power (W)
802.11b	0.818
802.11g	0.831
802.11n HT20	0.811
802.11n HT40	0.245
802.11n VHT20	0.819
802.11n VHT40	0.249
802.11ax HE20	0.831
802.11ax HE40	0.253

2x2_Beamforming on

Frequency Band	Max. RF Output Power (W)
802.11n HT20	0.610
802.11n HT40	0.264
802.11n VHT20	0.630
802.11n VHT40	0.279
802.11ax HE20	0.709
802.11ax HE40	0.311

3 Test Methodology

3.1. Mode of Operation

Decision of Test Eurofins has verified the construction and function in typical operation. All the test modes were carried out with the EUT in normal operation, which was shown in this test report and defined as:

Pre-Test Mode	Final-Test Mode
Transmit Mode	V
802.11b	V
802.11g	V
802.11n HT20	
802.11n HT40	
802.11n VHT20	
802.11n VHT40	
802.11ax HE20	V
802.11ax HE40	V

Software used to control the EUT for staying in continuous transmitting mode was programmed.

After verification, all tests were carried out with the worst case test modes.

By preliminary testing and verifying two axis (X, Y and Z) position of EUT transmitted status, it was found that “Y axis” position was the worst, then the final test was executed the worst condition and test data were recorded in this report.

Note 1: Investigation has been done on all the possible configurations for searching the worst cases (2.4 GHz HE20/HE40 covers 64QAM/256QAM). The table is a list of the test modes show in this test report.

Note 2: IEEE 802.11ax measurement results only support Full RU.

1x1

Test Mode	ANT-0
802.11b	V
802.11g	V
802.11n HT20	V
802.11n HT40	V
802.11n VHT20	V
802.11n VHT40	V
802.11ax HE20	V
802.11ax HE40	V

Test Mode	Antenna Delivery	Data Rate (Mbps)	Test Channel
802.11b	1TX	1	1, 6, 11
802.11g	1TX	6	1, 6, 11
802.11n HT20	1TX	6.5	1, 6, 11
802.11n HT40	1TX	13.5	3, 6, 9
802.11n VHT20	1TX	6.5	1, 6, 11
802.11n VHT40	1TX	13.5	3, 6, 9
802.11ax HE20	1TX	MCS0	1, 6, 11
802.11ax HE40	1TX	MCS0	3, 6, 9

2x2

Test Mode	ANT-0	ANT-1	ANT-0+1
802.11b	V	V	V
802.11g	V	V	V
802.11n HT20	V	V	V
802.11n HT40	V	V	V
802.11n VHT20	V	V	V
802.11n VHT40	V	V	V
802.11ax HE20	V	V	V
802.11ax HE40	V	V	V

Test Mode	Antenna Delivery	Data Rate (Mbps)	Test Channel
802.11b	2TX (CDD)	1	1, 6, 11
802.11g	2TX (CDD)	6	1, 6, 11
802.11n HT20	2TX (CDD)	13	1, 6, 11
802.11n HT40	2TX (CDD)	27	3, 6, 9
802.11n VHT20	2TX (CDD)	13	1, 6, 11
802.11n VHT40	2TX (CDD)	27	3, 6, 9
802.11ax HE20	2TX (CDD)	MCS0	1, 6, 11
802.11ax HE40	2TX (CDD)	MCS0	3, 6, 9

2x2_Beamforming on

Test Mode	ANT-0	ANT-1	ANT-0+1
802.11n HT20	V	V	V
802.11n HT40	V	V	V
802.11n VHT20	V	V	V
802.11n VHT40	V	V	V
802.11ax HE20	V	V	V
802.11ax HE40	V	V	V

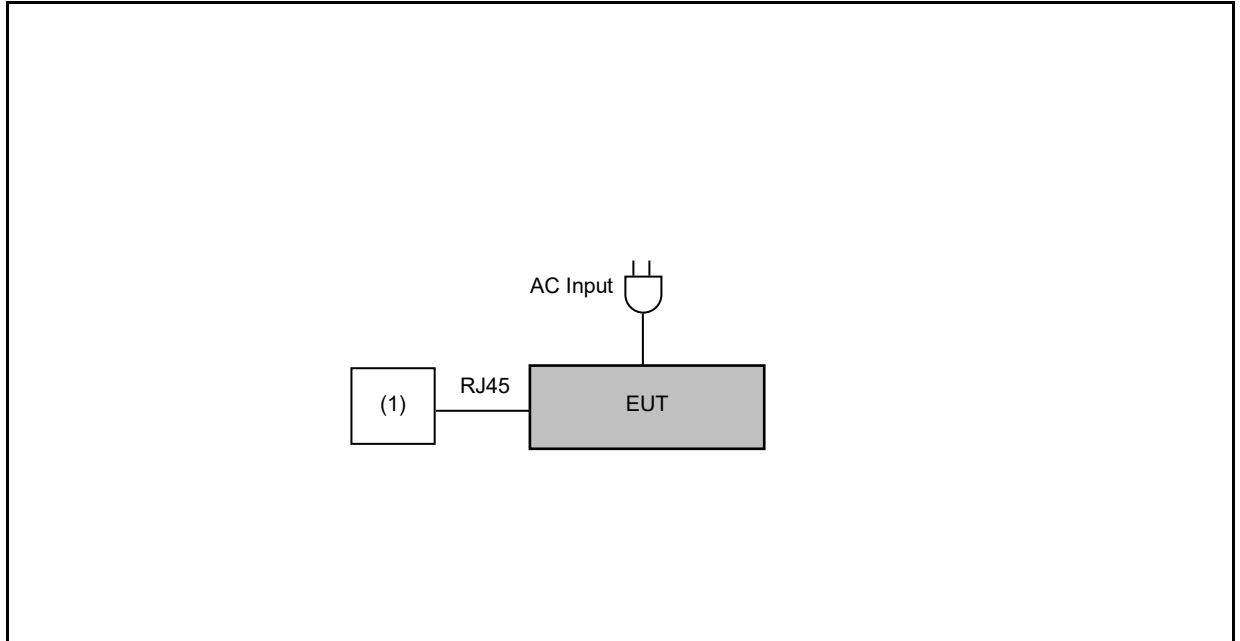
Test Mode	Antenna Delivery	Data Rate (Mbps)	Test Channel
802.11n HT20	2TX (MIMO)	13	1, 6, 11
802.11n HT40	2TX (MIMO)	27	3, 6, 9
802.11n VHT20	2TX (MIMO)	13	1, 6, 11
802.11n VHT40	2TX (MIMO)	27	3, 6, 9
802.11ax HE20	2TX (MIMO)	MCS0	1, 6, 11
802.11ax HE40	2TX (MIMO)	MCS0	3, 6, 9

3.2. EUT Test Step

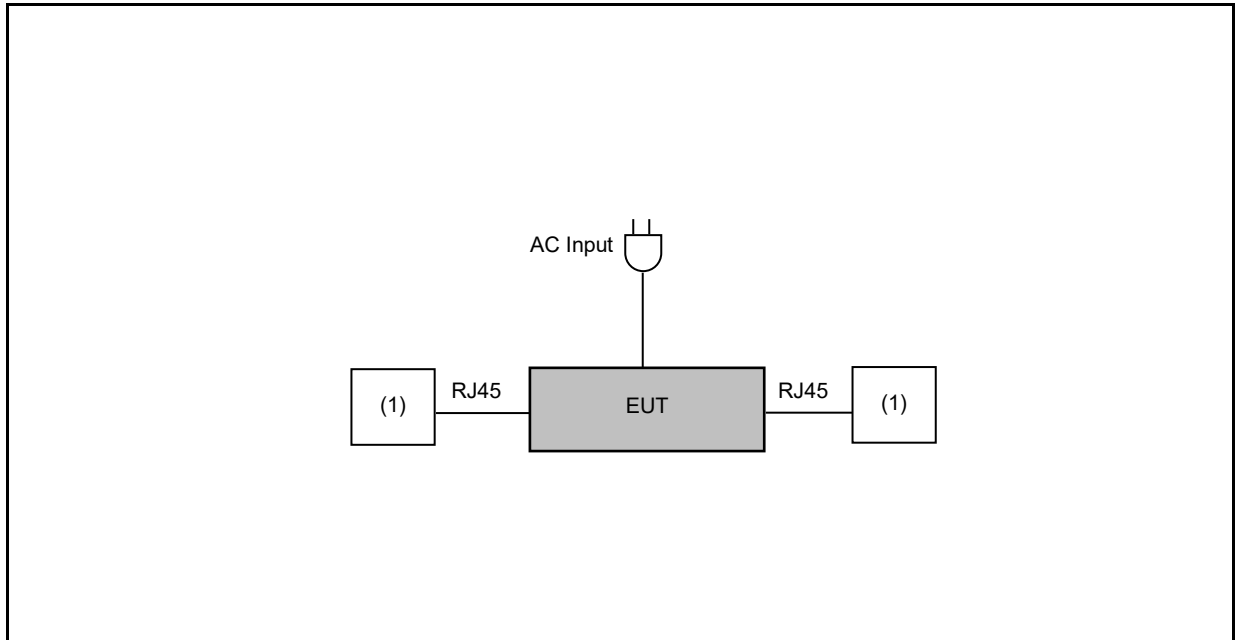
1.	Setup the EUT shown on "Configuration of Test System Details".
2.	Turn on the power of all equipment.
3.	Turn on TX function.
4.	EUT run test program.

3.3. Configuration of Test System Details

Radiated Emission



Conduction Emission



Devices Description				
Product	Manufacturer	Model Number	Serial Number	Power Cord
(1) Notebook	acer	N19C1	---	---

3.4. Test Instruments

For Conducted Emission

Test Period: Jan. 06, 2023

Testing Engineer: Jason Yeh

Test Site		Conduction01-BD				
Use	Equipment	Manufacturer	Model Number	Serial Number	Cal. Date	Cal. Period
<input checked="" type="checkbox"/>	Test Receiver	R&S	ESCI	100367	May 19, 2022	1 year
<input type="checkbox"/>	Test Receiver	R&S	ESCI	100722	Nov. 02, 2021	1 year
<input type="checkbox"/>	Test Receiver	R&S	ESCI	101000	Nov. 26, 2021	1 year
<input checked="" type="checkbox"/>	LISN	R&S	ENV216	101040	Apr. 06, 2022	1 year
<input checked="" type="checkbox"/>	RF Cable	Woken	00100D1380194M	TE-02-03	May 27, 2022	1 year
<input checked="" type="checkbox"/>	Software	EZ EMC	1.1.4.3	N/A	N.C.R.	---

For Conducted

Test Period: Dec. 30, 2022 ~ Feb. 25, 2023

Testing Engineer: Brian Lin, Andy Lu

Test Site		RF01-BD				
Use	Equipment	Manufacturer	Model Number	Serial Number	Cal. Date	Cal. Period
<input type="checkbox"/>	Power Sensor	Anritsu	MA2411B	1126022	Sep. 04, 2022	1 year
<input type="checkbox"/>	Power Meter	Anritsu	ML2495A	1135009	Sep. 04, 2022	1 year
<input checked="" type="checkbox"/>	Power Sensor	Agilent	N1921A	MY45241957	Nov. 30, 2022	1 year
<input checked="" type="checkbox"/>	Power Meter	Agilent	N1911A	MY45101619	Nov. 30, 2022	1 year
<input checked="" type="checkbox"/>	Spectrum Analyzer (10 Hz~26.5 GHz)	Keysight	N9010B	MY59071418	Mar. 16, 2022	1 year
<input type="checkbox"/>	Spectrum Analyzer (9 kHz~26.5 GHz)	Agilent	N9010A	MY48030518	Jul. 21, 2022	1 year
<input type="checkbox"/>	Spectrum Analyzer (20 Hz~26.5 GHz)	Agilent	N9020A	US47520902	Sep. 01, 2022	1 year
<input type="checkbox"/>	Temperature & Humidity Chamber	TAICHY	MHU-225LA	980729	Mar. 28, 2022	1 year
<input type="checkbox"/>	Signal Generator	Keysight	N5182B	MY53052569	Apr. 16, 2022	1 year
<input type="checkbox"/>	Signal Generator	Keysight	N5182BX07	MY59360221	Apr. 16, 2022	1 year
<input type="checkbox"/>	Bluetooth Tester	R&S	CBT	100350	Mar. 17, 2021	2 years
<input type="checkbox"/>	Wireless Connectivity Tester	R&S	CMW270	102208	Jun. 01, 2022	1 year

Note: N.C.R. = No Calibration Request.

For Radiated Emissions

Test Period: Dec. 14, 2022 ~ Feb. 24, 2023

Testing Engineer: Hung Chou, Kerry Xu, Marc Yeh

Test Site		96603-BD				
Radiation test sites		Semi Anechoic Room				
Use	Equipment	Manufacturer	Model Number	Serial Number	Cal. Date	Cal. Period
<input checked="" type="checkbox"/>	Spectrum Analyzer (10 Hz~44 GHz)	Keysight	N9020B	MY60112363	Feb. 27, 2022	1 year
<input checked="" type="checkbox"/>	Amplifier (100 kHz~1.3 GHz)	Agilent	8447D	2944A11119	Jan. 14, 2022 Jan. 07, 2023	1 year
<input checked="" type="checkbox"/>	Broadband Amplifier (1 GHz~26.5 GHz)	Titan	T0912E01263025A1F	002	Jul. 21, 2022	1 year
<input checked="" type="checkbox"/>	Loop Antenna (9 kHz~30 MHz)	COM-POWER CORPORATION	AL-130	121014	Mar. 28, 2022	1 year
<input checked="" type="checkbox"/>	Trilog Broadband Antenna (30 kHz~1 GHz)	Schwarzbeck Mess-Elektronik	VULB9168	416	Nov. 03, 2022	1 year
<input checked="" type="checkbox"/>	Broadband Horn Antenna (1 GHz~18 GHz)	Schwarzbeck Mess-Elektronik	9120D	02207	Jul. 13, 2022	1 year
<input checked="" type="checkbox"/>	Broadband Horn Antenna (18 GHz~40 GHz)	Schwarzbeck Mess-Elektronik	9170	9170-320	Aug. 25, 2022	1 year
<input checked="" type="checkbox"/>	Coaxial Cable	Titan	T0710AT327A10A100	J11005	Aug. 04, 2022	1 year
<input checked="" type="checkbox"/>	Coaxial Cable	Titan	T0710AT327A10A900	J11004	Aug. 04, 2022	1 year
<input checked="" type="checkbox"/>	Coaxial Cable	Titan	CFD400NL-LW	001	Aug. 04, 2022	1 year
<input checked="" type="checkbox"/>	Software	EZ EMC	1.1.4.4	N/A	N.C.R.	---

Note: N.C.R. = No Calibration Request.

3.5. Test Site Environment

Items	Required (IEC 60068-1)	Actual
Temperature (°C)	15-35	20-30
Humidity (%RH)	25-75	45-75

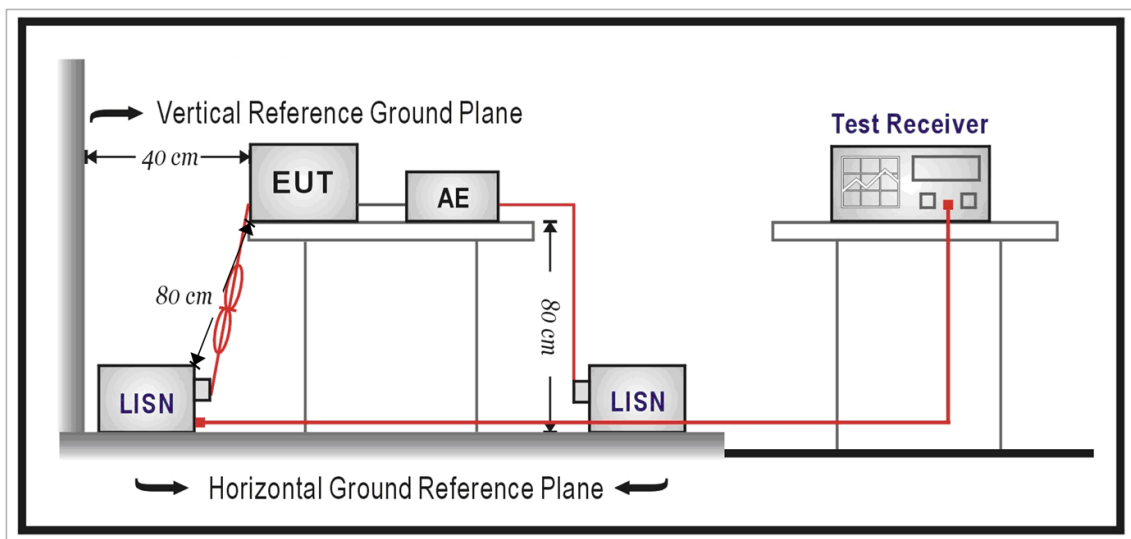
4 Measurement Procedure

4.1. AC Power Line Conducted Emission Measurement

■ Limit

Frequency (MHz)	Quasi-peak	Average
0.15 - 0.5	66 to 56	56 to 46
0.50 - 5.0	56	46
5.0 - 30.0	60	50

■ Test Setup



■ Test Procedure

The EUT and simulators are connected to the main power through a line impedance stabilization network (L.I.S.N.). This provides a $50 \Omega // 50 \mu\text{H}$ coupling impedance for the measuring equipment. The peripheral devices are also connected to the main power through a LISN that provides a $50 \Omega // 50 \mu\text{H}$ coupling impedance with 50 ohm termination.

Tabletop device shall be placed on a non-conducting platform, of nominal size 1 m by 1.5 m, raised 80 cm above the reference ground plane. The wall of screened room shall be located 40 cm to the rear of the EUT. Other surfaces of tabletop or floor standing EUT shall be at least 80 cm from any other ground conducting surface including one or more LISNs. For floor-standing device shall be placed under the EUT with a 12 mm insulating material.

Conducted emissions were investigated over the frequency range from 0.15 MHz to 30 MHz using a resolution bandwidth of 9 kHz. The equipment under test (EUT) shall be meet the limits in section 4.1, as applicable, including the average limit and the quasi-peak limit when using respectively, an average detector and quasi-peak detector measured in accordance with the methods described of related standard. When all of peak value were complied with quasi-peak and average limit from 150 kHz to 30 MHz then quasi-peak and average measurement was unnecessary.

The AMN shall be placed 0.8 m from the boundary of the unit under test and bonded to a ground reference plane for AMNs mounted on top of the ground reference plane. This distance is between the closest points of the AMN and the EUT. All other units of the EUT and associated equipment shall be at least 0.8 m from the AMN. If the mains power cable is longer than 1 m then the cable shall be folded back and forth at the centre of the lead to form a bundle no longer than 0.4 m. All of interconnecting cables that hang closer than 40 cm to the ground plane shall be folded back and forth in the center forming a bundle 30 cm to 40 cm long. All of EUT and AE shall be separate place more than 0.1 m. All 50Ω ports of the LISN shall be resistively terminated into 50Ω loads when not connected to the measuring instrument.

If the reading of the measuring receiver shows fluctuations close to the limit, the reading shall be observed for at least 15 s at each measurement frequency; the higher reading shall be recorded with the exception of any brief isolated high reading which shall be ignored.

4.2. Radiated Emission Measurement

■ Limit

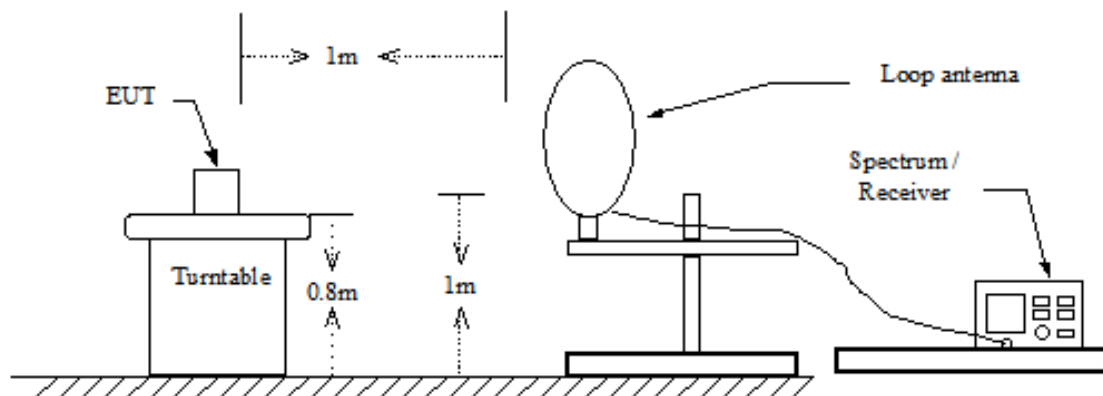
According to §15.209(a), except as provided elsewhere in this subpart, the emissions from an intentional radiator shall not exceed the field strength levels specified in the following table:

Frequency (MHz)	Field Strength ($\mu\text{V}/\text{m}$ at meter)	Measurement Distance (meters)
0.009 – 0.490	$2400 / F$ (kHz)	300
0.490 – 1.705	$24000 / F$ (kHz)	30
1.705 – 30.0	30	30
30 - 88	100**	3
88-216	150**	3
216-960	200**	3
Above 960	500	3

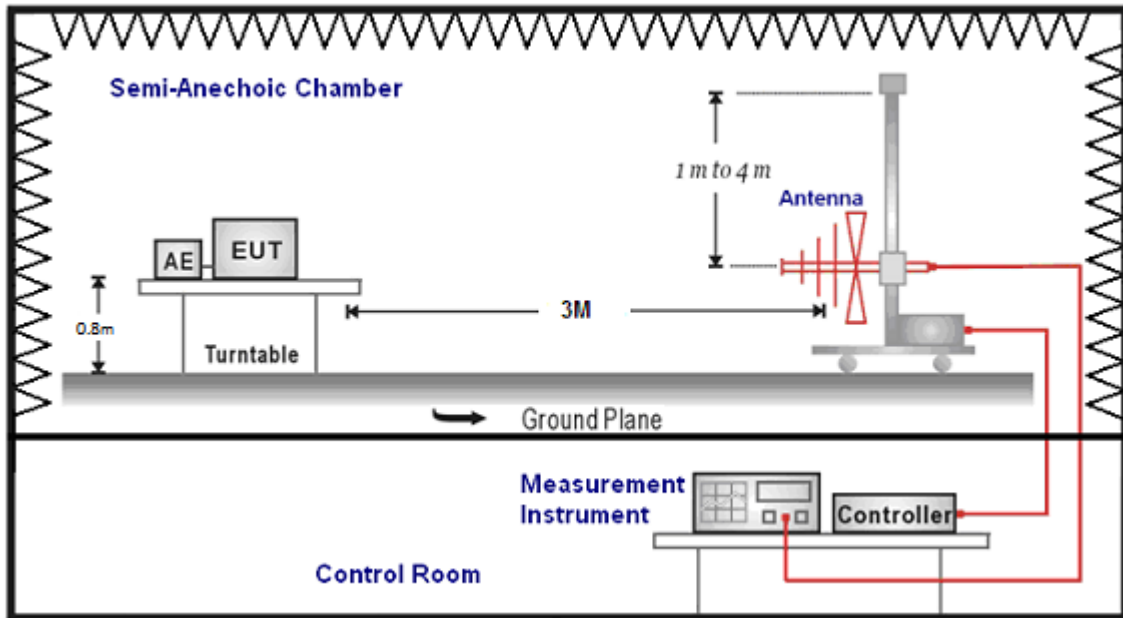
** Except as provided in paragraph (g), fundamental emissions from intentional radiators operating under this Section shall not be located in the frequency bands 54-72 MHz, 76-88 MHz, 174-216 MHz or 470-806 MHz. However, operation within these frequency bands is permitted under other sections of this Part, e.g., Sections 15.231 and 15.241.

■ Setup

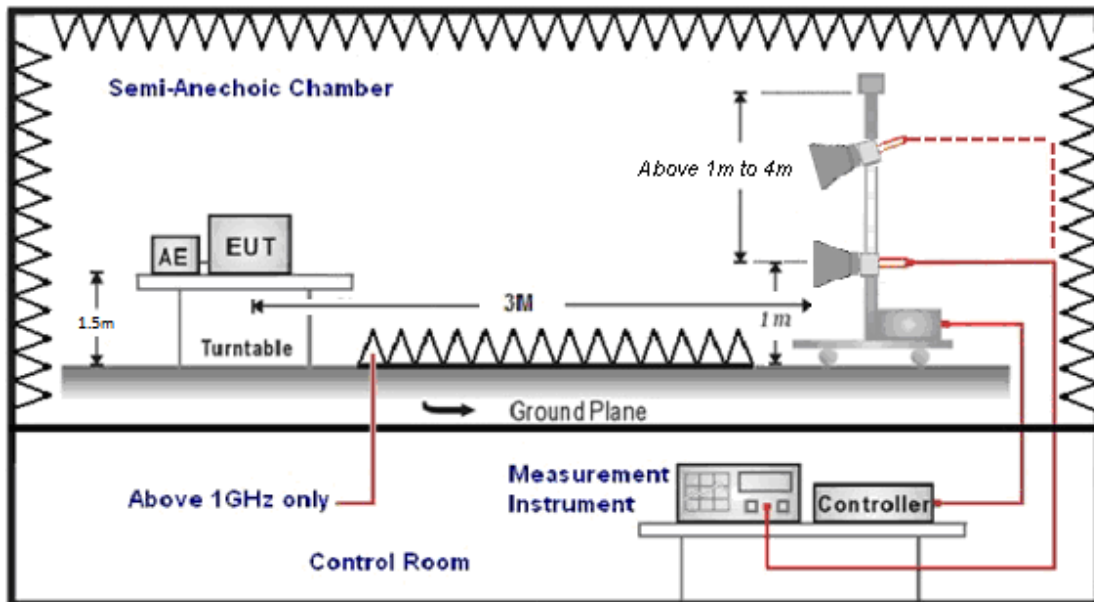
9 kHz ~ 30 MHz



Below 1 GHz



Above 1 GHz



■ Test Procedure

Final radiation measurements were made on a three-meter, Semi Anechoic Chamber. The EUT system was placed on a nonconductive turntable which is 0.8 or 1.5 meters height, top surface 1.0 x 1.5 meter. The spectrum was examined from 250 MHz to 2.5 GHz in order to cover the whole spectrum below 10th harmonic which could generate from the EUT. During the test, EUT was set to transmit continuously & Measurements spectrum range from 9 kHz to 26.5 GHz is investigated.

For measurements below 30 MHz the resolution bandwidth is set to 10 kHz for peak detection measurements or 9 kHz for quasi-peak detection measurements. The video bandwidth is 3 times of the resolution bandwidth.

For measurements below 1 GHz the resolution bandwidth is set to 100 kHz for peak detection measurements or 120 kHz for quasi-peak detection measurements. Peak detection is used unless otherwise noted as quasi-peak.

For measurements above 1 GHz the resolution bandwidth is set to 1 MHz, and then the video bandwidth is set to 3 MHz for peak measurements and 10 Hz for average measurements when Duty cycle >0.98 / $1/T$ for average measurements when Duty cycle <0.98 . A nonconductive material surrounded the EUT to supporting the EUT for standing on three orthogonal planes. At each condition, the EUT was rotated 360 degrees, and the antenna was raised and lowered from one to four meters to find the maximum emission levels. Measurements were taken using both horizontal and vertical antenna polarization.

SCHWARZBECK MESS-ELEKTRONIK Biconilog Antenna at 3 Meter and the SCHWARZBECK Double Ridged Guide Antenna was used in frequencies 1 –26.5 GHz at a distance of 3 meter. The antenna at an angle toward the source of the emission. All test results were extrapolated to equivalent signal at 3 meters utilizing an inverse linear distance extrapolation Factor (20 dB/decade).

For testing above 1 GHz, the emission level of the EUT in peak mode was 20 dB lower than average limit (that means the emission level in peak mode also complies with the limit in average mode), then testing will be stopped and peak values of EUT will be reported, otherwise, the emissions will be measured in average mode again and reported.

Appropriate preamplifiers were used for improving sensitivity and precautions were taken to avoid overloading or desensitizing the spectrum analyzer. No post – detector video filters were used in the test.

The spectrum analyzer's 6 dB bandwidth was set to 1 MHz, and the analyzer was operated in the peak detection mode, for frequencies both below and up 1 GHz. The average levels were obtained by subtracting the duty cycle correction factor from the peak readings.

The following procedures were used to convert the emission levels measured in decibels referenced to 1 microvolt (dBuV) into field intensity in micro volts pre meter ($\mu\text{V}/\text{m}$).

The actual field intensity in decibels referenced to 1 microvolt in to field intensity in micro volts per meter (dBuV/m).

The actual field is intensity in referenced to 1 microvolt per meter (dBuV/m) is determined by algebraically adding the measured reading in dBuV, the antenna factor (dB), and cable loss (dB) and Subtracting the gain of preamplifier (dB) is auto calculate in spectrum analyzer.

$$(1) \text{ Amplitude (dBuV/m) = FI (dBuV) +AF (dBuV) +CL (dBuV)-Gain (dB)}$$

FI= Reading of the field intensity.

AF= Antenna factor.

CL= Cable loss.

P.S Amplitude is auto calculate in spectrum analyzer.

$$(2) \text{ Actual Amplitude (dBuV/m) = Amplitude (dBuV)-Dis(dB)}$$

The FCC specified emission limits were calculated according the EUT operating frequency and by following linear interpolation equations:

(a) For fundamental frequency : Transmitter Output < +30 dBm

(b) For spurious frequency : Spurious emission limits = fundamental emission limit /10

Data of measurement within this frequency range without mark in the table above means the reading of emissions are attenuated more than 20 dB below the permissible limits or the field strength is too small to be measured.

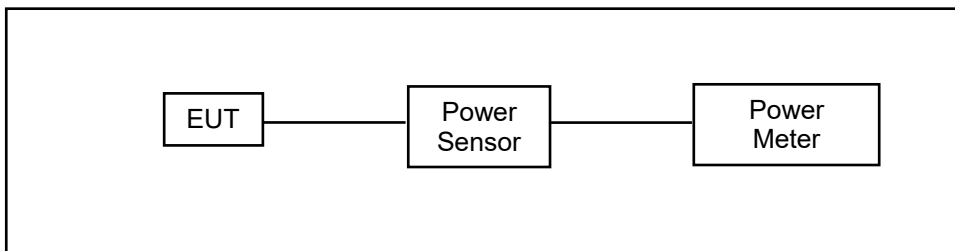
4.3. Maximum Conducted Output Power Measurement

■ **Limit**

For systems using digital modulation in the 2400-2483.5 MHz, the limit for maximum output power is 30 dBm.

And According to 15.247 (b), if transmitting antennas of directional gain greater than 6 dBi are used, the power shall be reduced by the amount in dB that the directional gain of the antenna exceeds 6 dBi.

■ **Test Setup**



■ **Test Procedure**

The testing follows the Measurement Procedure of ANSI C63.10:2013 section 11.9.2.3.2 Method AVGPM.

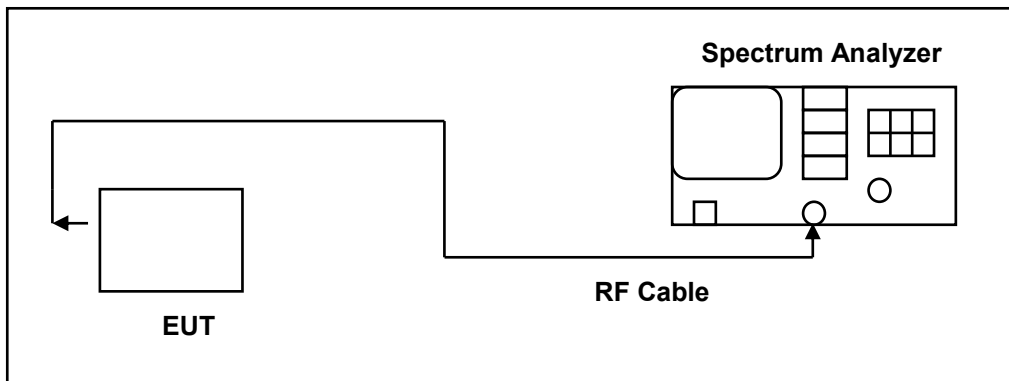
The tests below are run with the EUT's transmitter set at high power in TX mode. The EUT is needed to force selection of output power level and channel number. While testing, EUT was set to transmit continuously. Remove the Subjective device's antenna and connect the RF output port to power sensor.

4.4. 6 dB RF Bandwidth Measurement

■ **Limit**

6 dB RF Bandwidth: Systems using digital modulation techniques may operate in the 2400–2483.5 MHz bands. The minimum 6 dB band-width shall be at least 500 kHz.

■ **Test Setup**



■ **Test Procedure**

The EUT tested to DTS test procedure of ANSI C63.10:2013 section 11.8.2 option2 for compliance to FCC 47CFR 15.247 requirements.

6 dB RF Bandwidth: The antenna port of the EUT was connected to the input of a spectrum analyzer. Analyzer RBW was set to 100 kHz. For each RF output channel investigated, the spectrum analyzer center frequency was set to the channel carrier. A peak output reading was taken, a DISPLAY line was drawn 6 dB lower than peak level. The 6 dB bandwidth was determined from where the channel output spectrum intersected the display line.

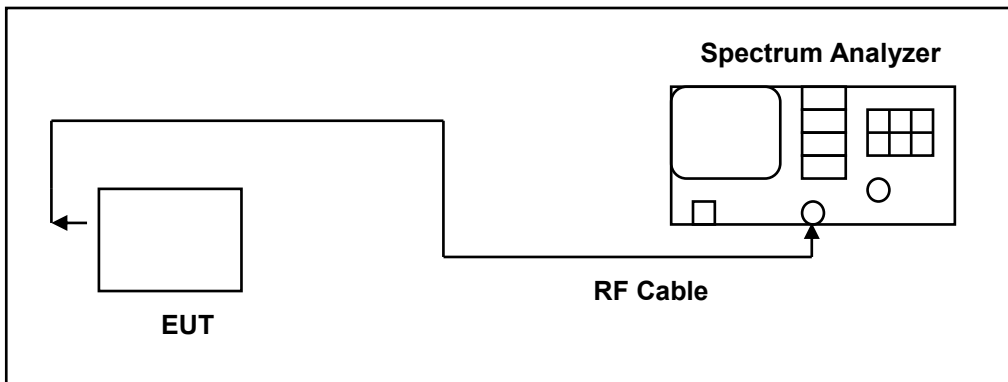
The test was performed at 3 channels (Channel low, middle, high)

4.5. Maximum Power Spectral Density Measurement

■ Limit

For digitally modulated systems, the power spectral density conducted from the intentional radiator to the antenna shall not be greater than 8 dBm in any 3 kHz band during any time interval of continuous transmission.

■ Test Setup



■ Test Procedure

The EUT tested to DTS test procedure of ANSI C63.10:2013 section 11.10.2 Method PKPSD for compliance to FCC 47CFR 15.247 requirements.

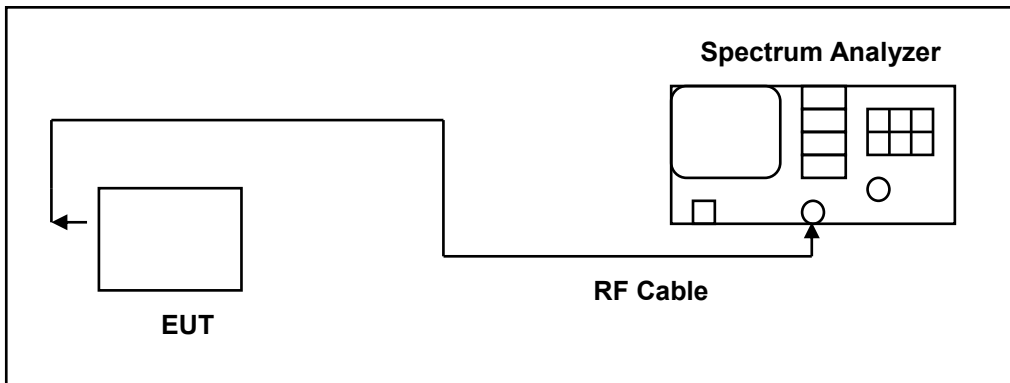
1. Set analyzer center frequency to DTS channel center frequency.
2. Set the span to 1.5 times the DTS bandwidth.
3. Set the RBW to: $3 \text{ kHz} \leq \text{RBW} \leq 100 \text{ kHz}$.
4. Set the VBW $\geq 3 \times \text{RBW}$.
5. Detector = peak.
6. Sweep time = auto couple.
7. Trace mode = max hold.
8. Allow trace to fully stabilize.
9. Use the peak marker function to determine the maximum amplitude level within the RBW.
10. If measured value exceeds limit, reduce RBW (no less than 3 kHz) and repeat.

4.6. Out of Band Conducted Emissions Measurement

■ **Limit**

In any 100 kHz bandwidth outside the frequency band in which the spread spectrum or digitally modulated intentional radiator is operating, the radio frequency power that is produced by the intentional radiator shall be at least 30 dB below that in the 100 kHz bandwidth within the band that contains the highest level of the desired power

■ **Test Setup**



■ **Test Procedure**

In any 100 kHz bandwidth outside the EUT pass band, the RF power produced by the modulation products of the spreading sequence, the information sequence, and the carrier frequency shall be at least 30 dB below that of the maximum in-band 100 kHz emission, antenna output of the EUT was coupled directly to spectrum analyzer; if an external attenuator and/or cable was used, these losses are compensated for with the analyzer OFFSET function. All other types of emissions from the EUT shall meet the general limits for radiated frequencies outside the pass band. The test was performed at 3 channels.

4.7. Antenna Measurement

■ Limit

For intentional device, according to 15.203, an intentional radiator shall be designed to ensure that no antenna other than that furnished by the responsible party shall be used with the device.

And According to 15.247 (b), if transmitting antennas of directional gain greater than 6 dBi are used, the power shall be reduced by the amount in dB that the directional gain of the antenna exceeds 6 dBi.

■ Antenna Description

See section 2 – antenna information.

■ Directional Gain Calculated

1x1

Test mode	Transmission Type	Antenna				Directional Gain For Power (dBi)	Directional Gain For PSD (dBi)	Power Limit Reduction (dB)	PSD Limit Reduction (dB)
		Ant-0 (dBi)	Ant-1 (dBi)	Ant-2 (dBi)	Ant-3 (dBi)				
802.11b	Ant-0	3.50	-	-	-	3.50	3.50	0.00	0.00
802.11g	Ant-0	3.50	-	-	-	3.50	3.50	0.00	0.00
802.11n HT20 802.11n HT40 802.11n VHT20 802.11n VHT40 802.11ax HE20 802.11ax HE40	Ant-0	3.50	-	-	-	3.50	3.50	0.00	0.00

2x2

Test mode	Transmission Type	Antenna				Directional Gain For Power (dBi)	Directional Gain For PSD (dBi)	Power Limit Reduction (dB)	PSD Limit Reduction (dB)
		Ant-0 (dBi)	Ant-1 (dBi)	Ant-2 (dBi)	Ant-3 (dBi)				
802.11b	CDD	3.50	2.70	-	-	3.50	6.12	0.00	0.12
802.11g	CDD	3.50	2.70	-	-	3.50	6.12	0.00	0.12
802.11n HT20 802.11n HT40 802.11n VHT20 802.11n VHT40 802.11ax HE20 802.11ax HE40	CDD	3.50	2.70	-	-	3.50	6.12	0.00	0.12

If transmit signals are correlated, then Directional gain = $10 \log[(10^{G1/20} + 10^{G2/20} + \dots + 10^{GN/20})^2 / NANT]$
 If all transmit signals are completely uncorrelated, then Directional gain = $10 \log[(10^{G1/10} + 10^{G2/10} + \dots + 10^{GN/10}) / NANT]$

2x2_Beamforming on

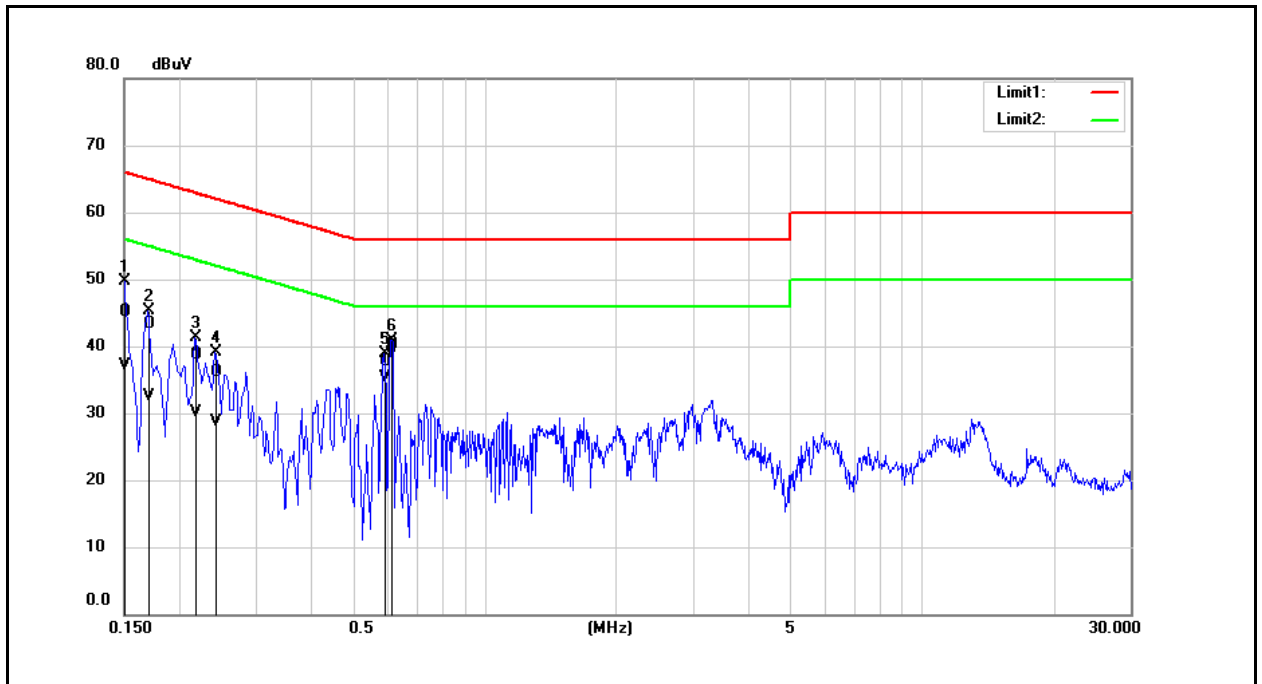
Test mode	Transmission Type	Antenna				Directional Gain For Power (dBi)	Directional Gain For PSD (dBi)	Power Limit Reduction (dB)	PSD Limit Reduction (dB)
		Ant-0 (dBi)	Ant-1 (dBi)	Ant-2 (dBi)	Ant-3 (dBi)				
802.11b	MIMO	3.50	2.70	-	-	6.12	6.12	0.12	0.12
802.11g	MIMO	3.50	2.70	-	-	6.12	6.12	0.12	0.12
802.11n HT20 802.11n HT40 802.11n VHT20 802.11n VHT40 802.11ax HE20 802.11ax HE40	MIMO	3.50	2.70	-	-	6.12	6.12	0.12	0.12

Directional Gain = $G_{ANT} + \text{Array Gain}$

5 Test Results

5.1. Conducted Emission

Standard:	FCC Part 15.247	Line:	L1
Test item:	Conducted Emission	Power:	AC 120 V/60 Hz
Mode:	Transmit Mode		
Description:			

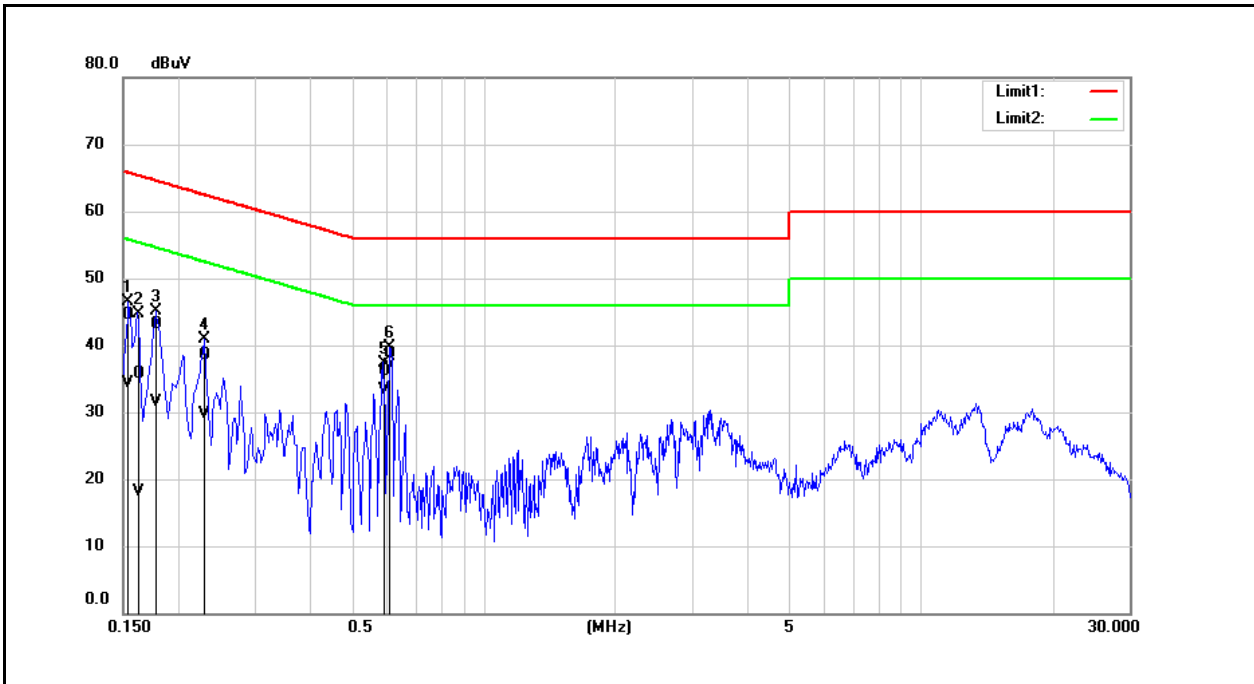


No.	Frequency (MHz)	QP reading (dBuV)	AVG reading (dBuV)	Correction factor (dB)	QP result (dBuV)	AVG result (dBuV)	QP limit (dBuV)	AVG limit (dBuV)	QP margin (dB)	AVG margin (dB)	Remark
1	0.1500	35.55	27.49	9.54	45.09	37.03	66.00	56.00	-20.91	-18.97	Pass
2	0.1700	33.79	22.90	9.54	43.33	32.44	64.96	54.96	-21.63	-22.52	Pass
3	0.2180	29.08	20.57	9.54	38.62	30.11	62.89	52.89	-24.27	-22.78	Pass
4	0.2420	26.49	19.18	9.54	36.03	28.72	62.03	52.03	-26.00	-23.31	Pass
5	0.5900	28.17	25.78	9.55	37.72	35.33	56.00	46.00	-18.28	-10.67	Pass
6	0.6140	30.69	29.29	9.55	40.24	38.84	56.00	46.00	-15.76	-7.16	Pass

Note: 1. Result (dBuV) = Correction factor (dB) + Reading(dBuV).

2. Correction factor (dB) = Cable loss (dB) + L.I.S.N. factor (dB).

Standard:	FCC Part 15.247	Line:	N
Test item:	Conducted Emission	Power:	AC 120 V/60 Hz
Mode:	Transmit Mode		
Description:			



No.	Frequency (MHz)	QP reading (dBuV)	AVG reading (dBuV)	Correction factor (dB)	QP result (dBuV)	AVG result (dBuV)	QP limit (dBuV)	AVG limit (dBuV)	QP margin (dB)	AVG margin (dB)	Remark
1	0.1540	35.00	24.64	9.60	44.60	34.24	65.78	55.78	-21.18	-21.54	Pass
2	0.1620	26.20	8.58	9.60	35.80	18.18	65.36	55.36	-29.56	-37.18	Pass
3	0.1780	33.41	21.85	9.60	43.01	31.45	64.58	54.58	-21.57	-23.13	Pass
4	0.2300	28.99	20.09	9.60	38.59	29.69	62.45	52.45	-23.86	-22.76	Pass
5	0.5900	26.52	23.71	9.61	36.13	33.32	56.00	46.00	-19.87	-12.68	Pass
6	0.6100	29.02	27.26	9.61	38.63	36.87	56.00	46.00	-17.37	-9.13	Pass

Note: 1. Result (dBuV) = Correction factor (dB) + Reading(dBuV).

2. Correction factor (dB) = Cable loss (dB) + L.I.S.N. factor (dB).

5.2. Conducted Test Results

Duty cycle

Reference Appendix A / Appendix B

Maximum Conducted Output Power Measurement

Reference Appendix A

Maximum Power Spectral Density Measurement

Reference Appendix A / Appendix B

6 dB RF Bandwidth Measurement

Reference Appendix A / Appendix B

Maximum Power Spectral Density Measurement

Reference Appendix A / Appendix B

Out of Band Conducted Emissions Measurement

Reference level

Reference Appendix B

Out of Band Conducted Emissions

Reference Appendix B

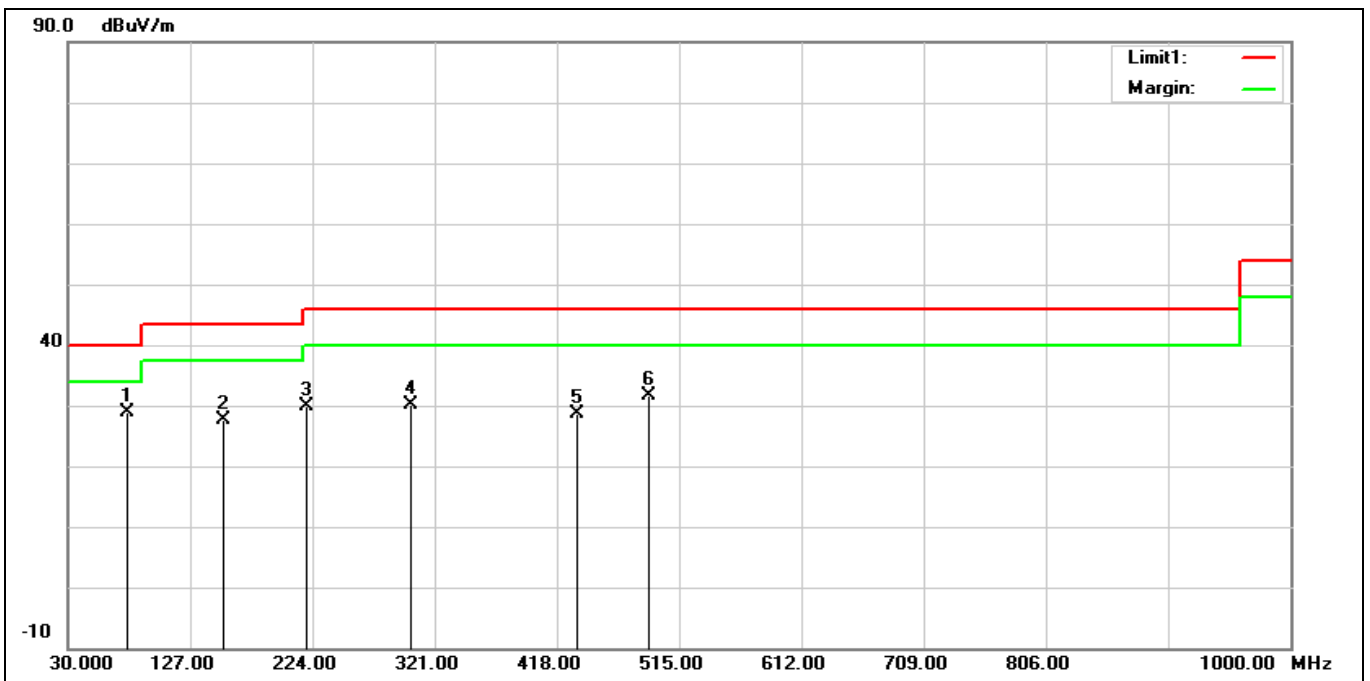
Conducted Band Edge

Reference Appendix B

5.3. Radiated Emission Measurement

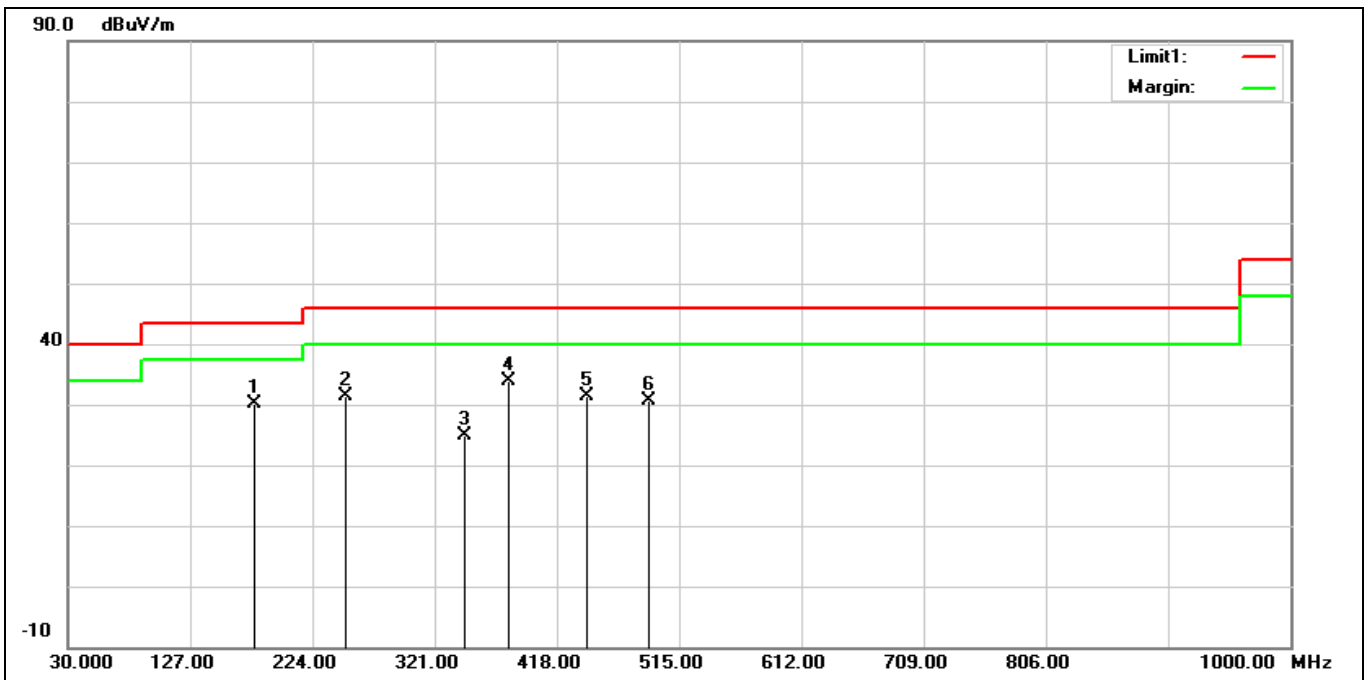
Below 1 GHz

Standard:	Part 15C	Test Site:	966 Chamber
Polarization:	Horizontal		
Test Mode:	Transmit Mode		
Remark:			



No.	Frequency (MHz)	Reading (dBuV)	Correction (dB/m)	Result (dBuV/m)	Limit (dBuV/m)	Margin (dB)	Remark
1*	76.5600	40.49	-11.64	28.85	40.00	-11.15	QP
2	153.1900	34.64	-6.98	27.66	43.50	-15.84	QP
3	219.1500	39.08	-9.17	29.91	46.00	-16.09	QP
4	302.5700	35.90	-5.75	30.15	46.00	-15.85	QP
5	433.5200	31.52	-2.94	28.58	46.00	-17.42	QP
6	490.7500	33.67	-2.05	31.62	46.00	-14.38	QP

Standard:	Part 15C	Test Site:	966 Chamber
Polarization:	Vertical		
Test Mode:	Transmit Mode		
Remark:			



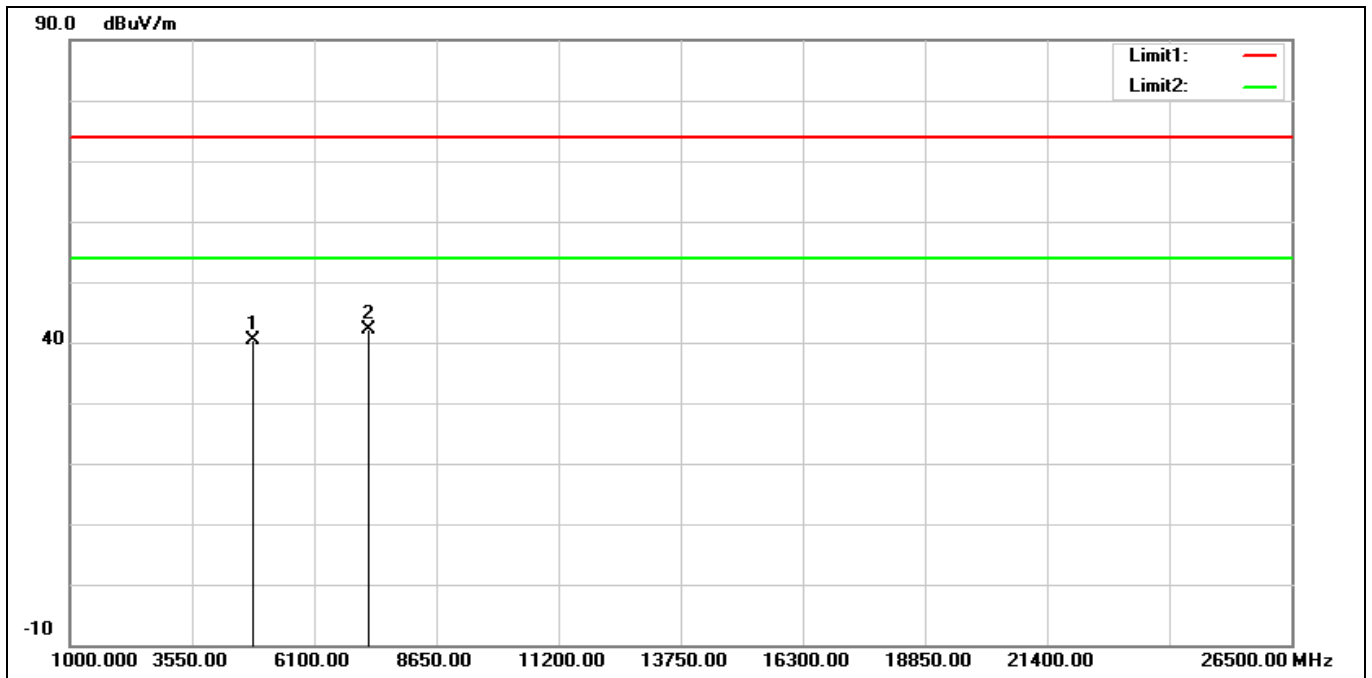
No.	Frequency (MHz)	Reading (dBuV)	Correction (dB/m)	Result (dBuV/m)	Limit (dBuV/m)	Margin (dB)	Remark
1	178.4100	37.90	-7.83	30.07	43.50	-13.43	QP
2	250.1900	38.63	-7.32	31.31	46.00	-14.69	QP
3	345.2500	29.75	-4.85	24.90	46.00	-21.10	QP
4*	379.2000	37.91	-4.11	33.80	46.00	-12.20	QP
5	442.2500	34.02	-2.75	31.27	46.00	-14.73	QP
6	490.7500	32.74	-2.05	30.69	46.00	-15.31	QP

Harmonic

Above 1 GHz

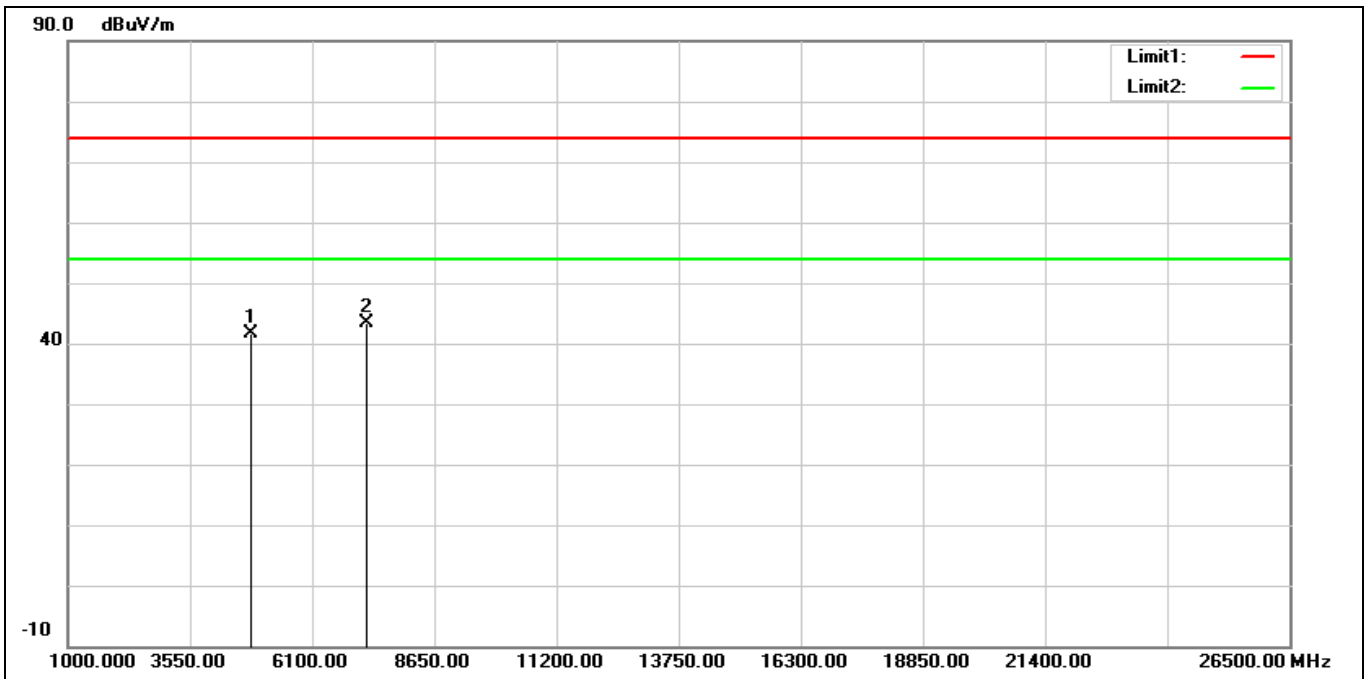
1x1

Standard:	Part 15C	Test Site:	966 Chamber
Polarization:	Horizontal		
Test Mode:	802.11b 2412 MHz		
Remark:			



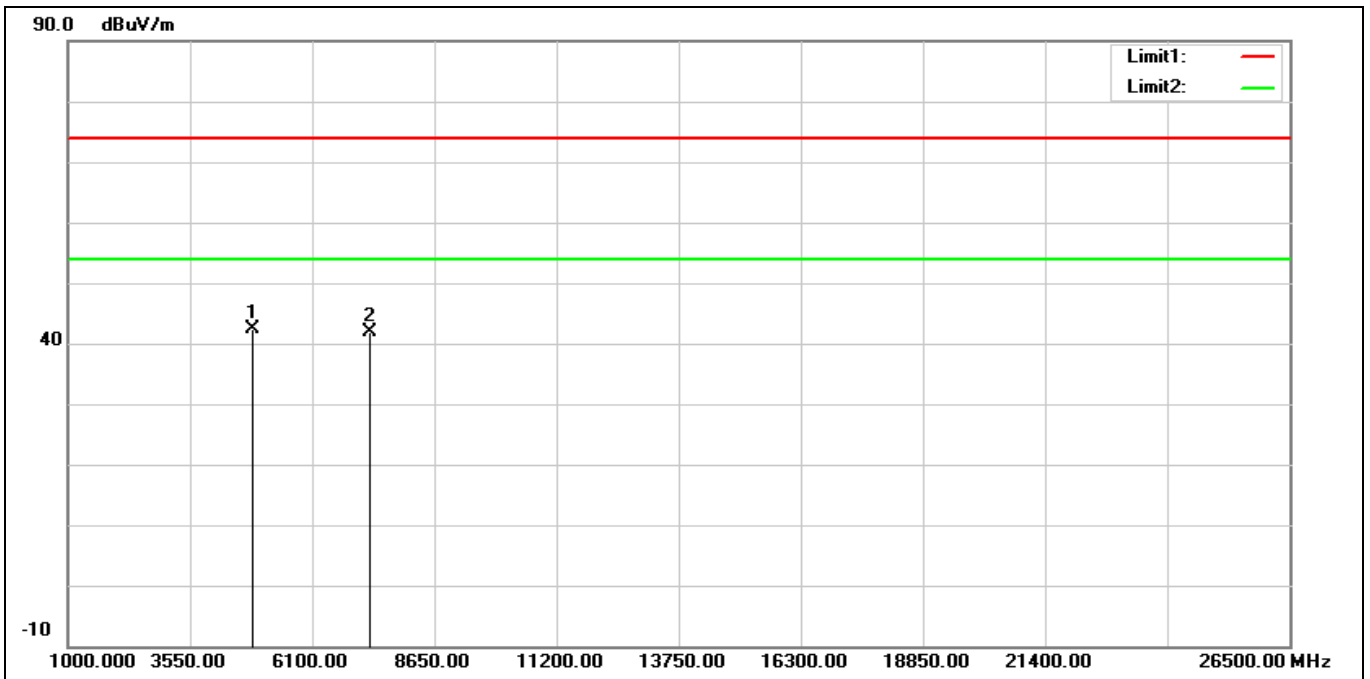
No.	Frequency (MHz)	Reading (dBuV)	Correction (dB/m)	Result (dBuV/m)	Limit (dBuV/m)	Margin (dB)	Remark
1	4824.000	40.04	0.28	40.32	74.00	-33.68	peak
2*	7236.000	34.28	7.96	42.24	74.00	-31.76	peak

Standard:	Part 15C	Test Site:	966 Chamber
Polarization:	Vertical		
Test Mode:	802.11b 2412 MHz		
Remark:			



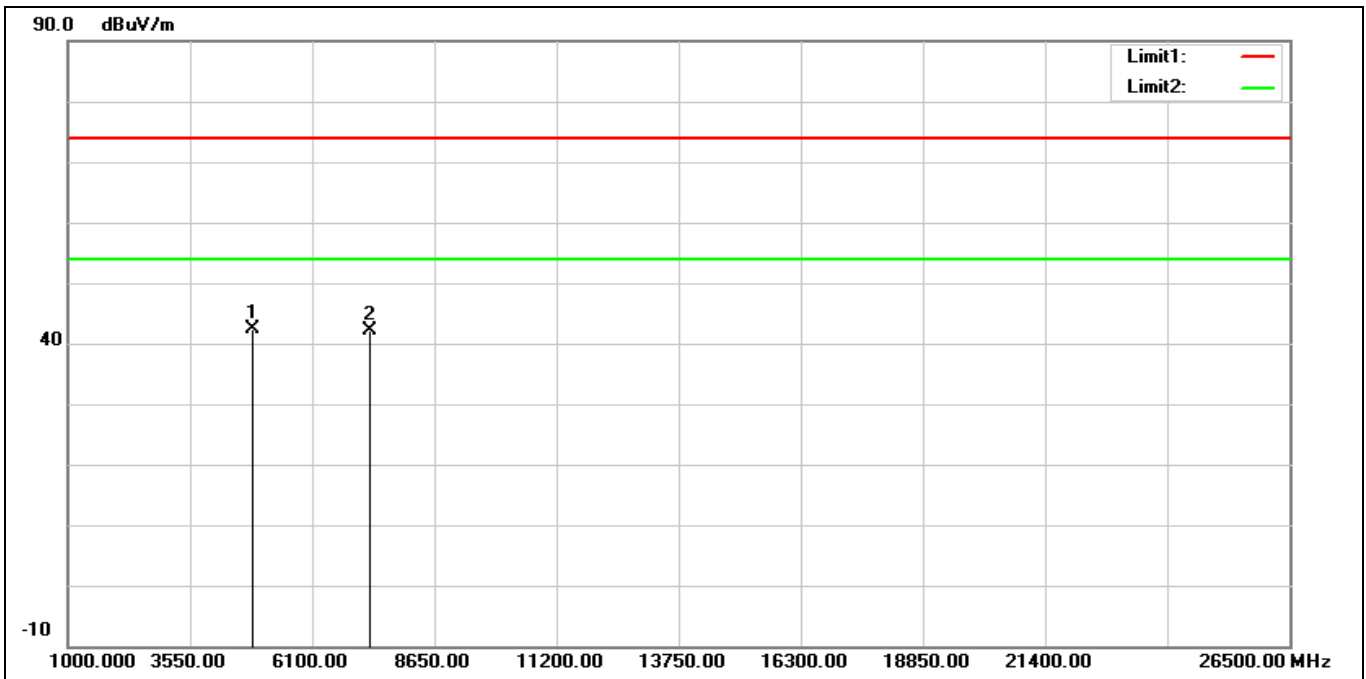
No.	Frequency (MHz)	Reading (dBuV)	Correction (dB/m)	Result (dBuV/m)	Limit (dBuV/m)	Margin (dB)	Remark
1	4824.000	41.41	0.28	41.69	74.00	-32.31	peak
2*	7236.000	35.40	7.96	43.36	74.00	-30.64	peak

Standard:	Part 15C	Test Site:	966 Chamber
Polarization:	Horizontal		
Test Mode:	802.11b 2437 MHz		
Remark:			



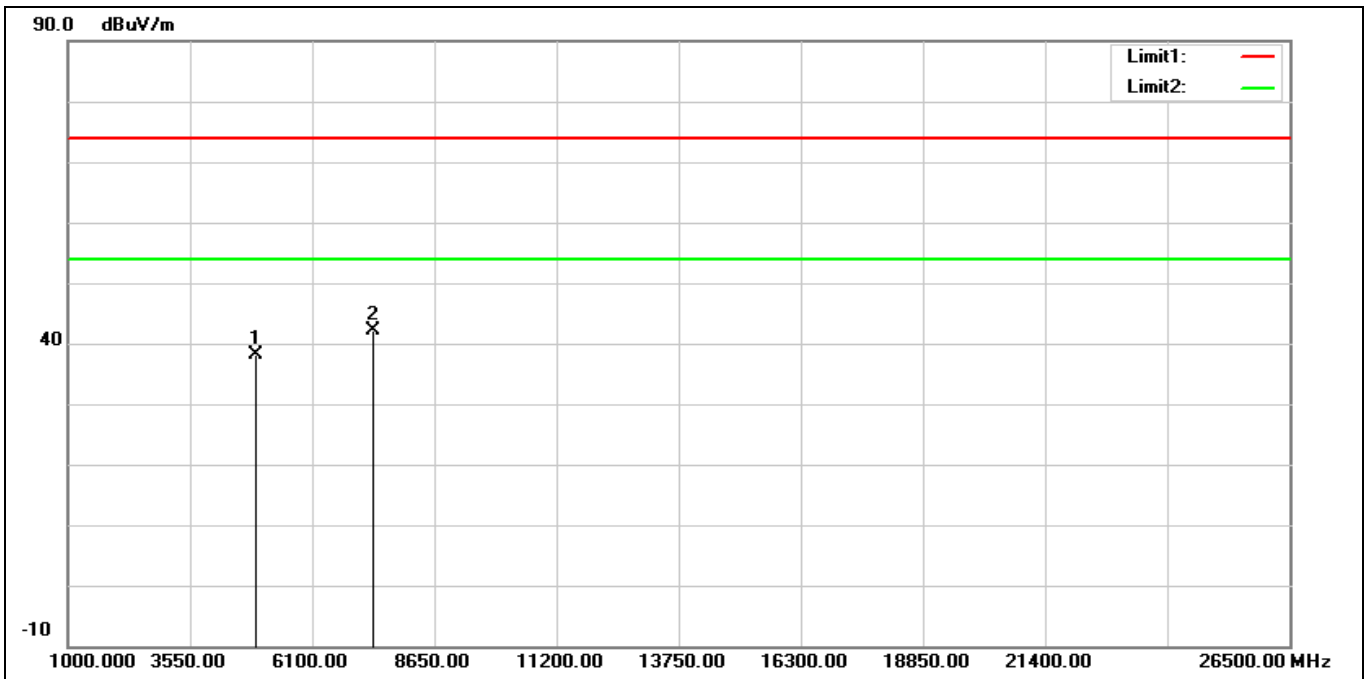
No.	Frequency (MHz)	Reading (dBuV)	Correction (dB/m)	Result (dBuV/m)	Limit (dBuV/m)	Margin (dB)	Remark
1*	4874.000	42.13	0.36	42.49	74.00	-31.51	peak
2	7311.000	33.93	7.98	41.91	74.00	-32.09	peak

Standard:	Part 15C	Test Site:	966 Chamber
Polarization:	Vertical		
Test Mode:	802.11b 2437 MHz		
Remark:			



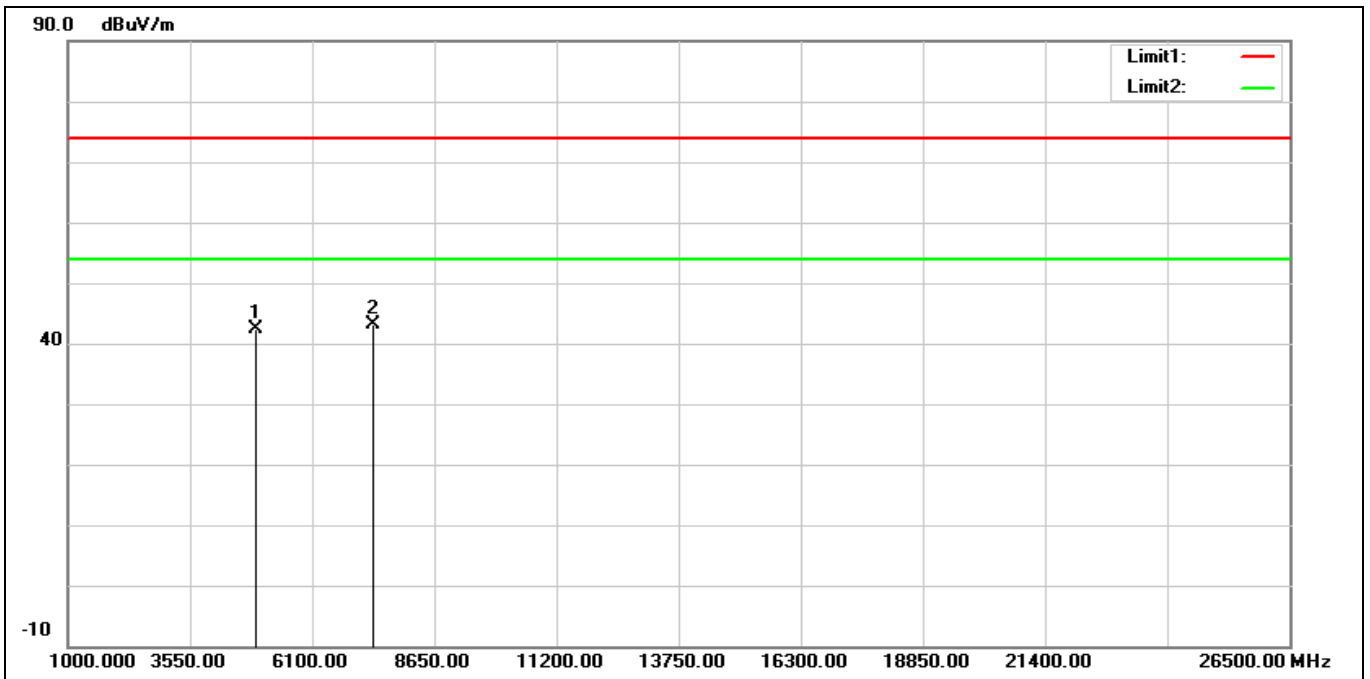
No.	Frequency (MHz)	Reading (dBuV)	Correction (dB/m)	Result (dBuV/m)	Limit (dBuV/m)	Margin (dB)	Remark
1*	4874.000	42.10	0.36	42.46	74.00	-31.54	peak
2	7311.000	34.26	7.98	42.24	74.00	-31.76	peak

Standard:	Part 15C	Test Site:	966 Chamber
Polarization:	Horizontal		
Test Mode:	802.11b 2462 MHz		
Remark:			



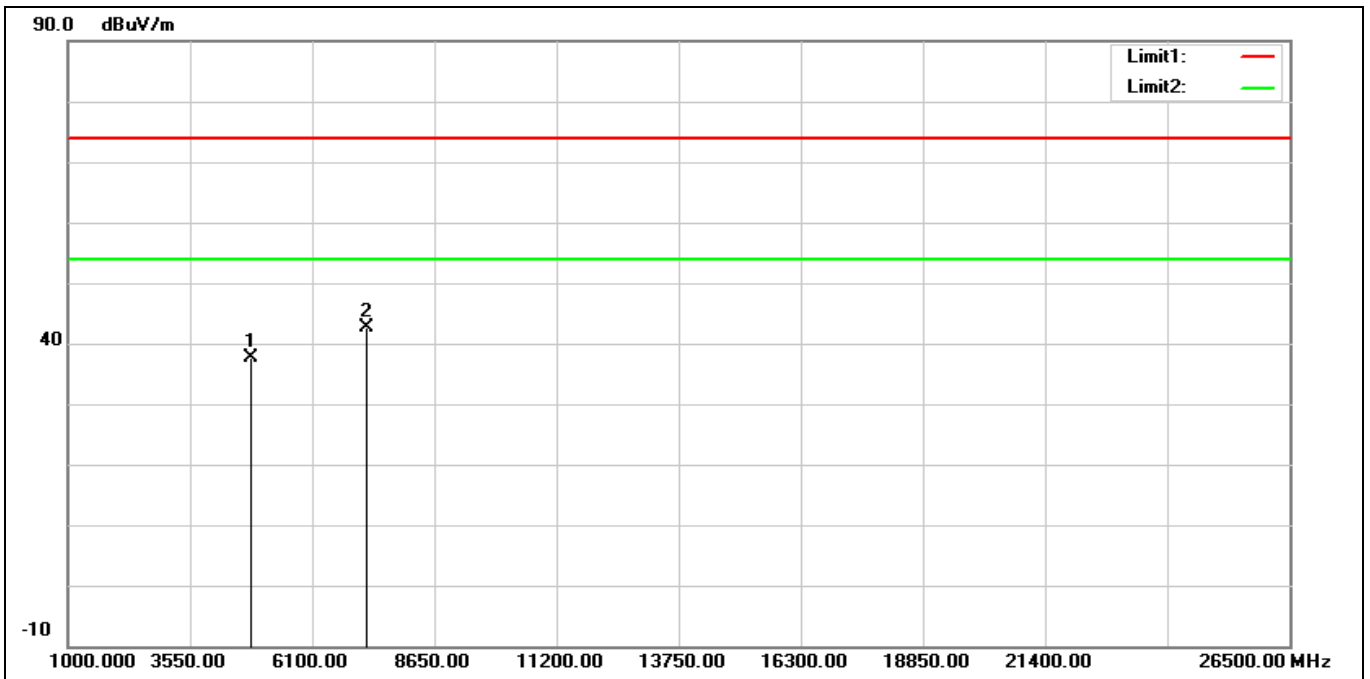
No.	Frequency (MHz)	Reading (dBuV)	Correction (dB/m)	Result (dBuV/m)	Limit (dBuV/m)	Margin (dB)	Remark
1	4924.000	37.68	0.50	38.18	74.00	-35.82	peak
2*	7386.000	34.02	8.11	42.13	74.00	-31.87	peak

Standard:	Part 15C	Test Site:	966 Chamber
Polarization:	Vertical		
Test Mode:	802.11b 2462 MHz		
Remark:			



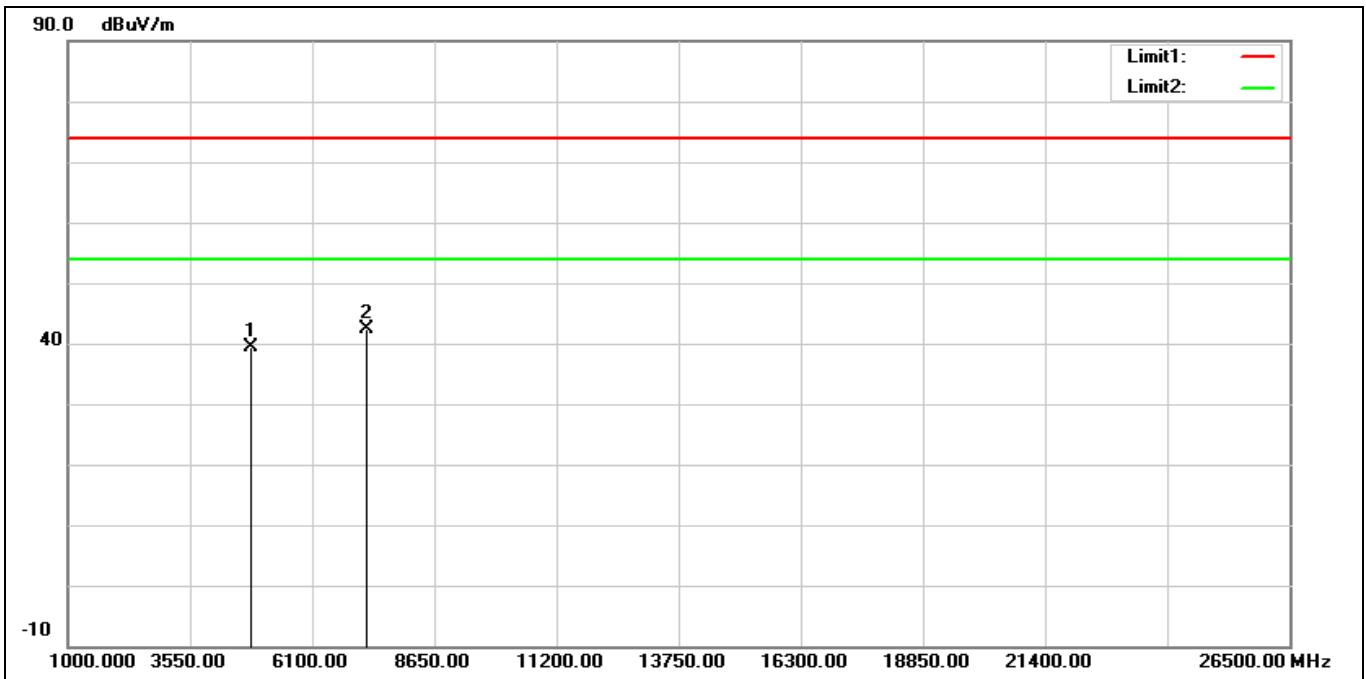
No.	Frequency (MHz)	Reading (dBuV)	Correction (dB/m)	Result (dBuV/m)	Limit (dBuV/m)	Margin (dB)	Remark
1	4924.000	41.98	0.50	42.48	74.00	-31.52	peak
2*	7386.000	34.98	8.11	43.09	74.00	-30.91	peak

Standard:	Part 15C	Test Site:	966 Chamber
Polarization:	Horizontal		
Test Mode:	802.11g 2412 MHz		
Remark:			



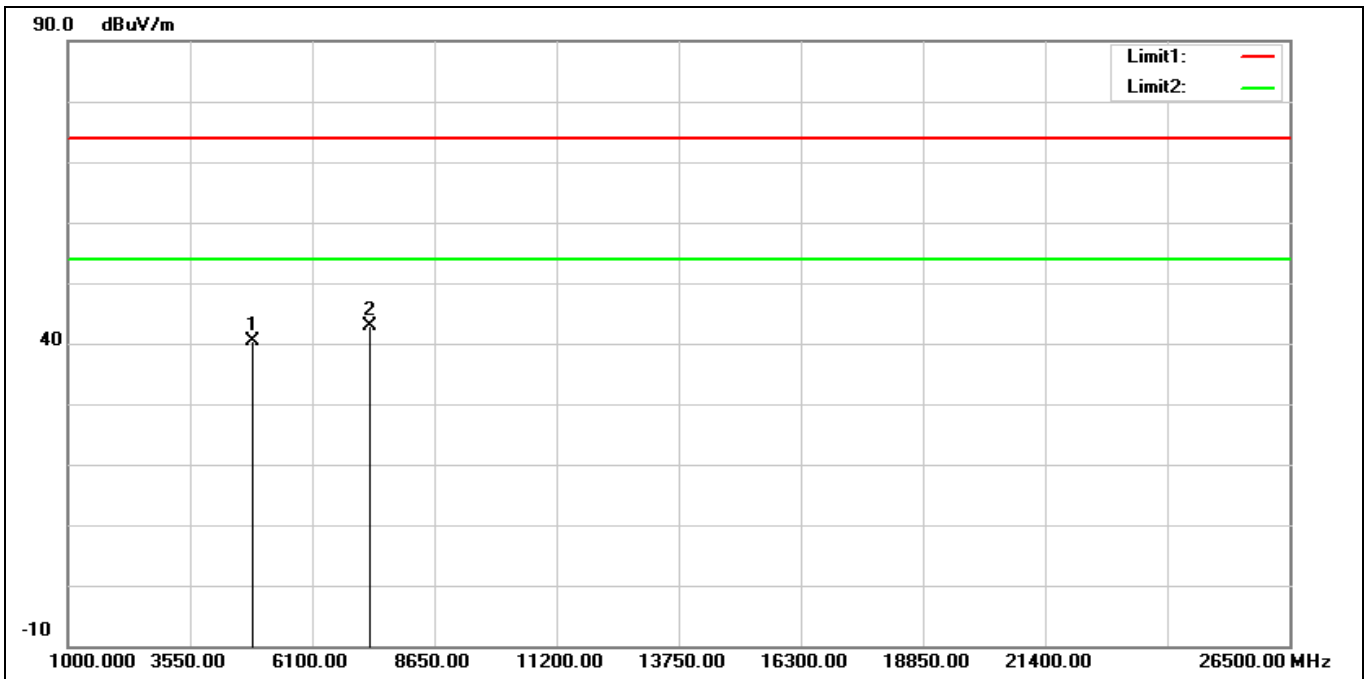
No.	Frequency (MHz)	Reading (dBuV)	Correction (dB/m)	Result (dBuV/m)	Limit (dBuV/m)	Margin (dB)	Remark
1	4824.000	37.35	0.28	37.63	74.00	-36.37	peak
2*	7236.000	34.65	7.96	42.61	74.00	-31.39	peak

Standard:	Part 15C	Test Site:	966 Chamber
Polarization:	Vertical		
Test Mode:	802.11g 2412 MHz		
Remark:			



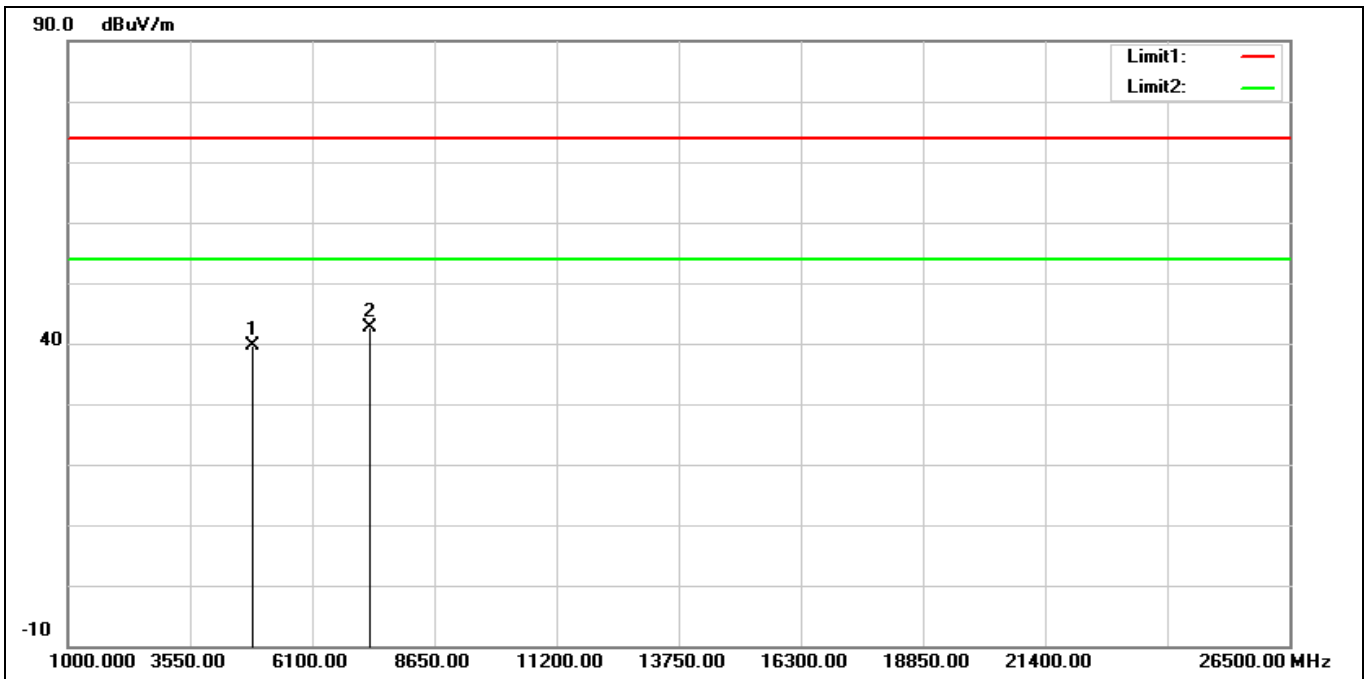
No.	Frequency (MHz)	Reading (dBuV)	Correction (dB/m)	Result (dBuV/m)	Limit (dBuV/m)	Margin (dB)	Remark
1	4824.000	39.19	0.28	39.47	74.00	-34.53	peak
2*	7236.000	34.52	7.96	42.48	74.00	-31.52	peak

Standard:	Part 15C	Test Site:	966 Chamber
Polarization:	Horizontal		
Test Mode:	802.11g 2437 MHz		
Remark:			



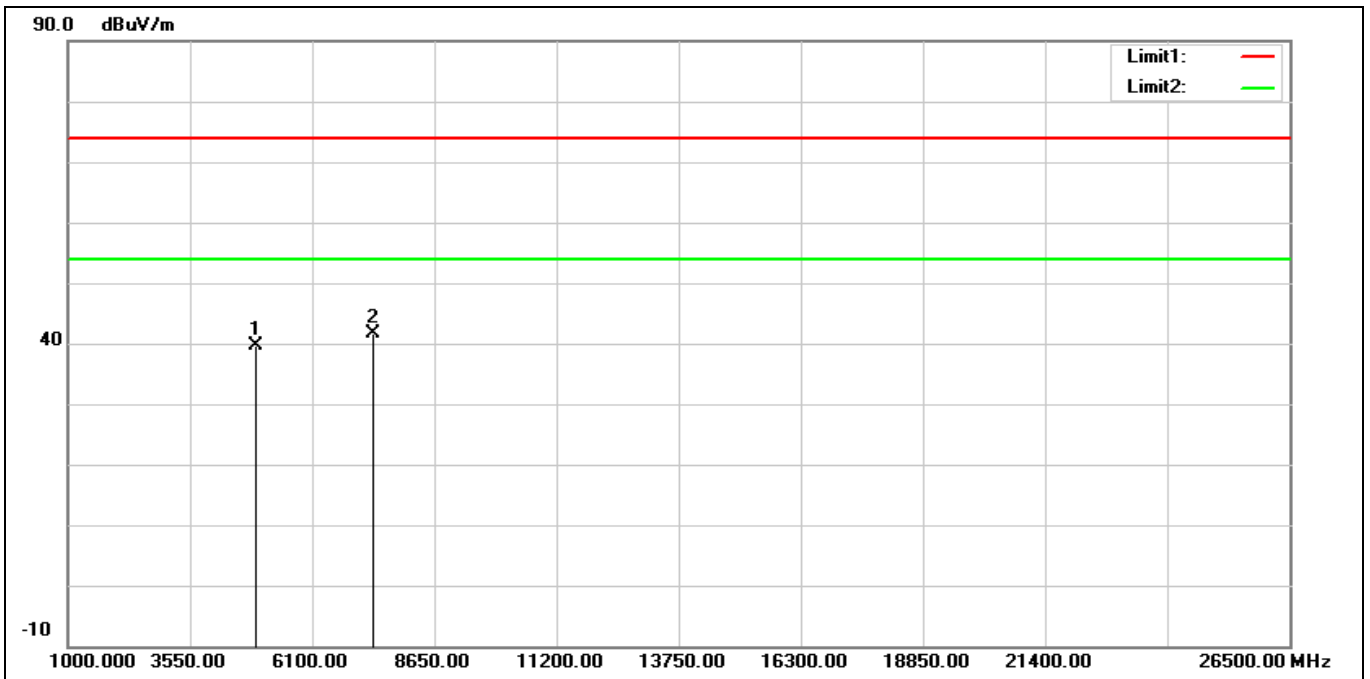
No.	Frequency (MHz)	Reading (dBuV)	Correction (dB/m)	Result (dBuV/m)	Limit (dBuV/m)	Margin (dB)	Remark
1	4874.000	39.96	0.36	40.32	74.00	-33.68	peak
2*	7311.000	34.83	7.98	42.81	74.00	-31.19	peak

Standard:	Part 15C	Test Site:	966 Chamber
Polarization:	Vertical		
Test Mode:	802.11g 2437 MHz		
Remark:			



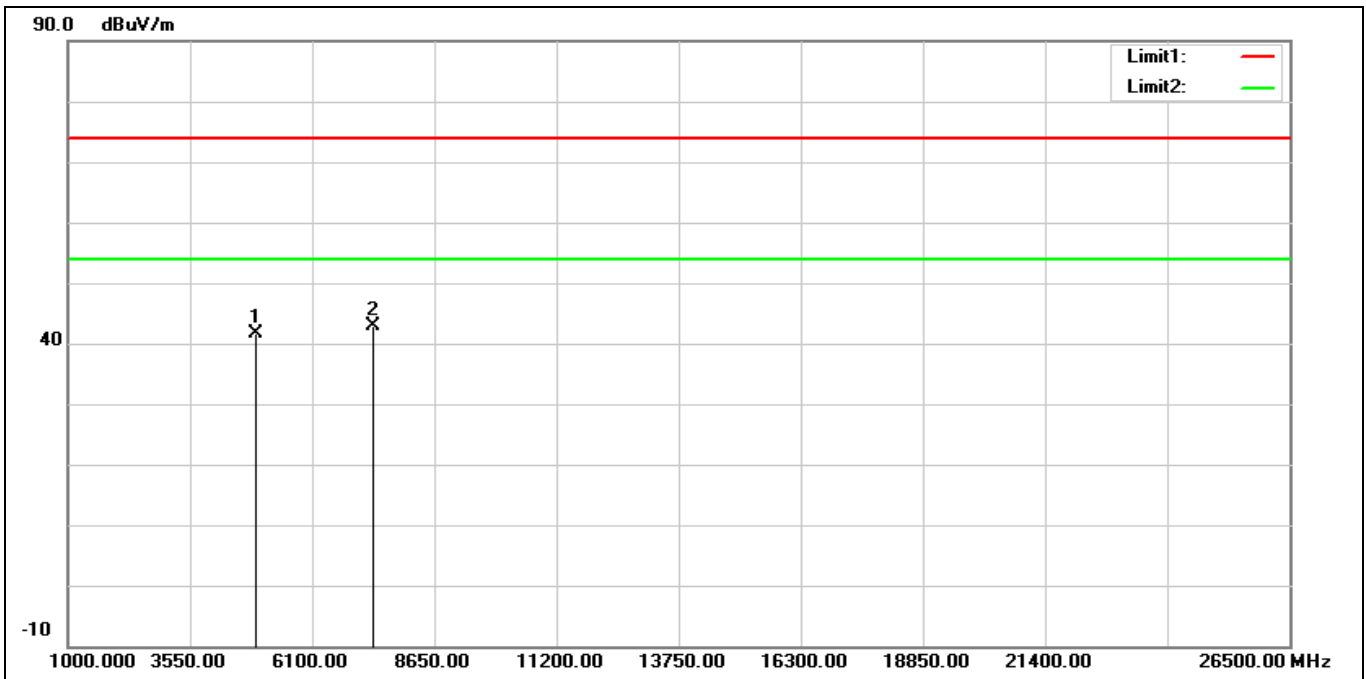
No.	Frequency (MHz)	Reading (dBuV)	Correction (dB/m)	Result (dBuV/m)	Limit (dBuV/m)	Margin (dB)	Remark
1	4874.000	39.22	0.36	39.58	74.00	-34.42	peak
2*	7311.000	34.68	7.98	42.66	74.00	-31.34	peak

Standard:	Part 15C	Test Site:	966 Chamber
Polarization:	Horizontal		
Test Mode:	802.11g 2462 MHz		
Remark:			



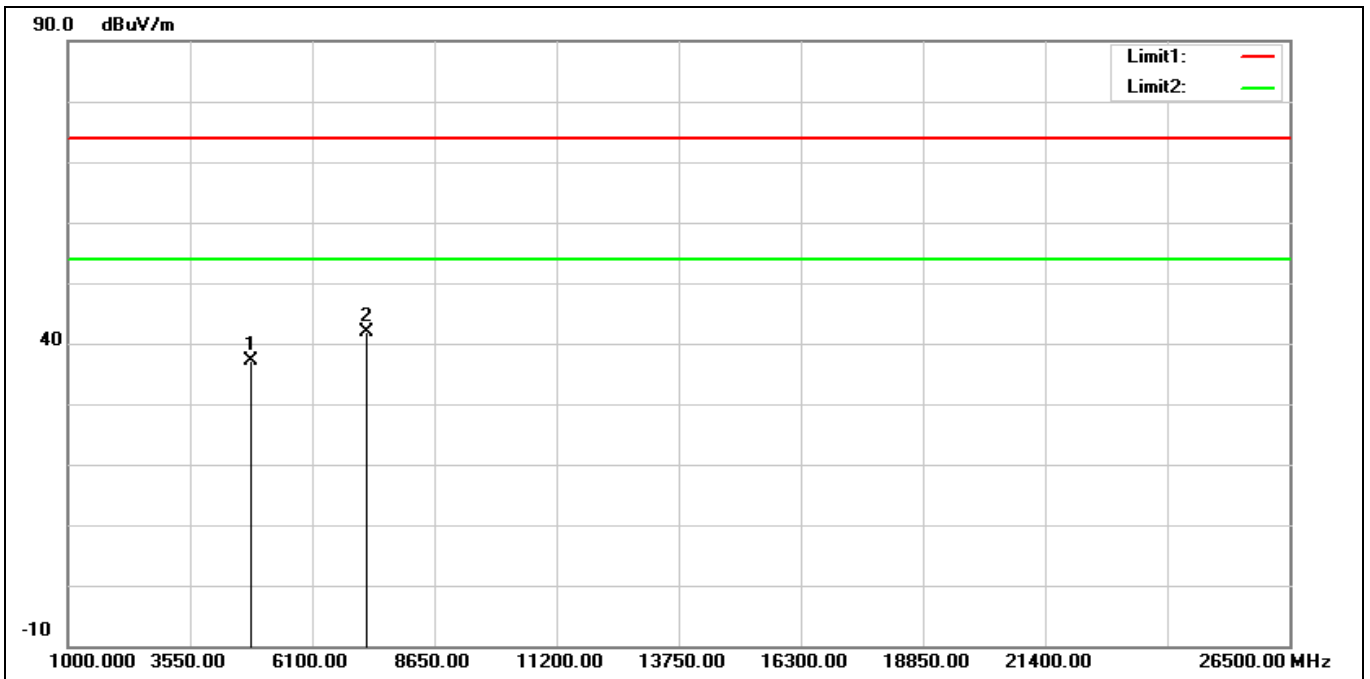
No.	Frequency (MHz)	Reading (dBuV)	Correction (dB/m)	Result (dBuV/m)	Limit (dBuV/m)	Margin (dB)	Remark
1	4924.000	39.08	0.50	39.58	74.00	-34.42	peak
2*	7386.000	33.57	8.11	41.68	74.00	-32.32	peak

Standard:	Part 15C	Test Site:	966 Chamber
Polarization:	Vertical		
Test Mode:	802.11g 2462 MHz		
Remark:			



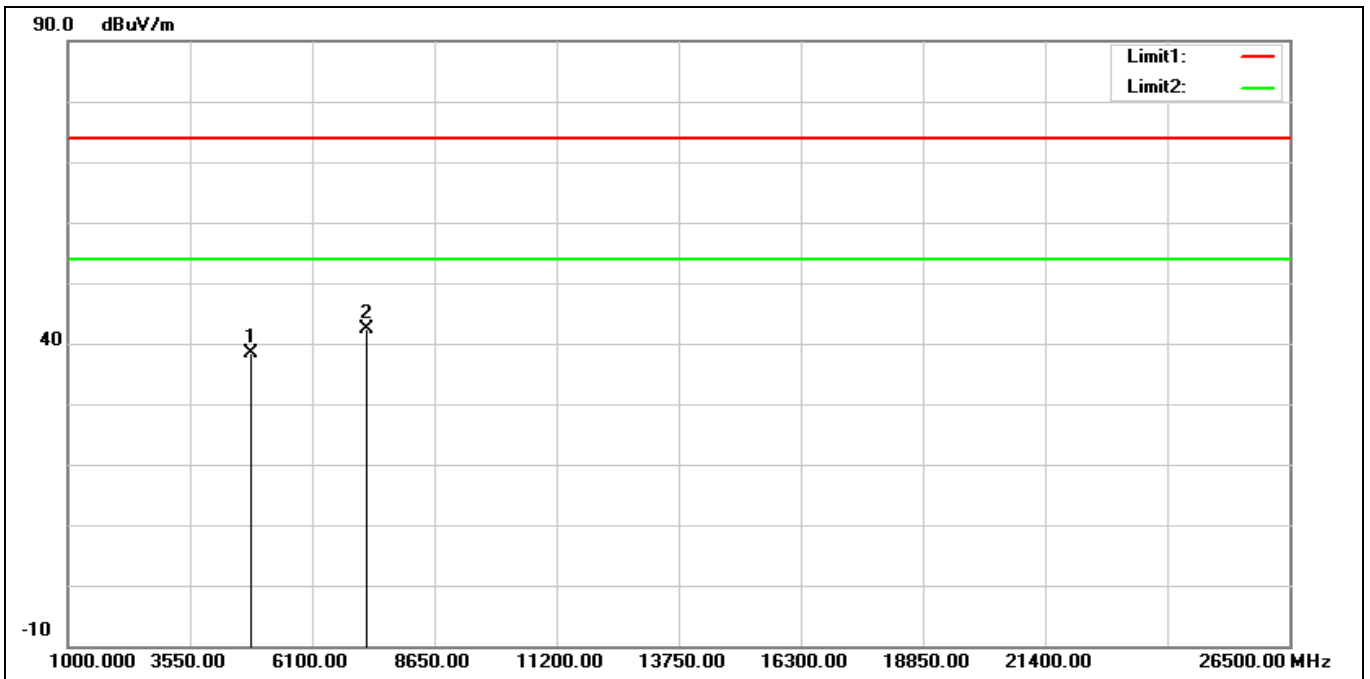
No.	Frequency (MHz)	Reading (dBuV)	Correction (dB/m)	Result (dBuV/m)	Limit (dBuV/m)	Margin (dB)	Remark
1	4924.000	41.10	0.50	41.60	74.00	-32.40	peak
2*	7386.000	34.86	8.11	42.97	74.00	-31.03	peak

Standard:	Part 15C	Test Site:	966 Chamber
Polarization:	Horizontal		
Test Mode:	802.11ax HE20 2412 MHz		
Remark:			



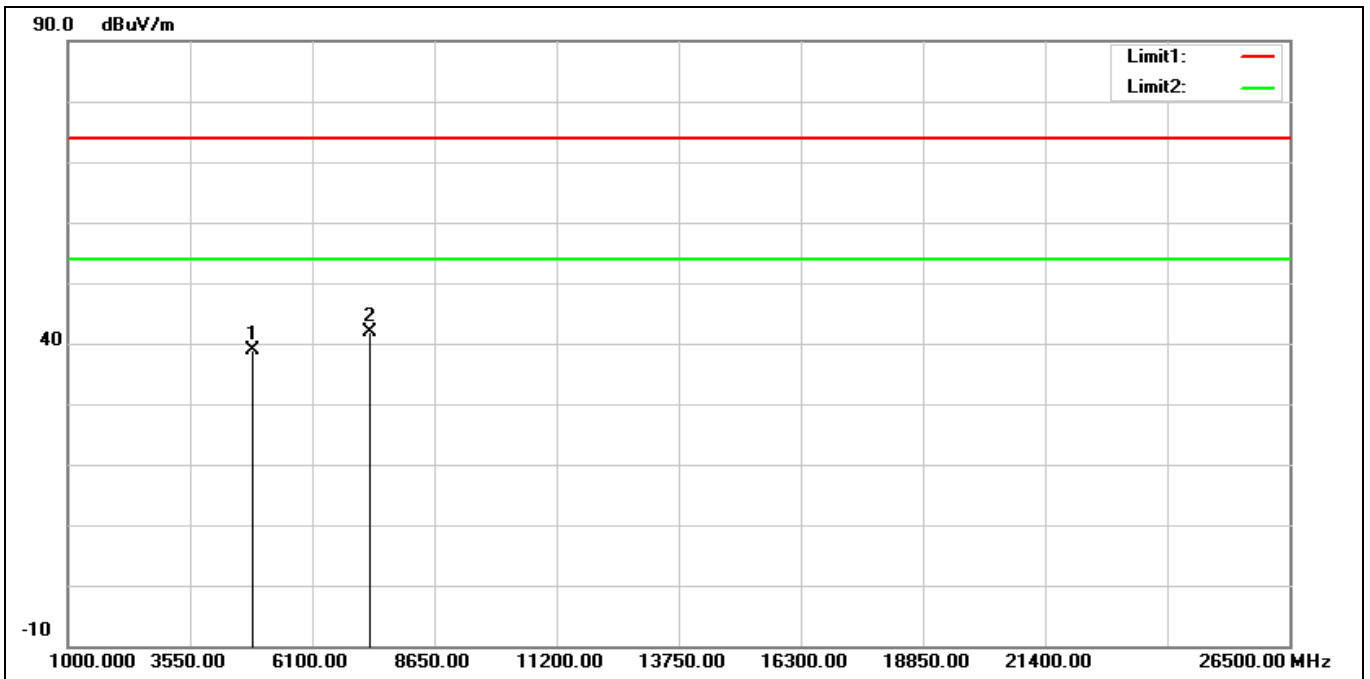
No.	Frequency (MHz)	Reading (dBuV)	Correction (dB/m)	Result (dBuV/m)	Limit (dBuV/m)	Margin (dB)	Remark
1	4824.000	36.73	0.28	37.01	74.00	-36.99	peak
2*	7236.000	33.89	7.96	41.85	74.00	-32.15	peak

Standard:	Part 15C	Test Site:	966 Chamber
Polarization:	Vertical		
Test Mode:	802.11ax HE20 2412 MHz		
Remark:			



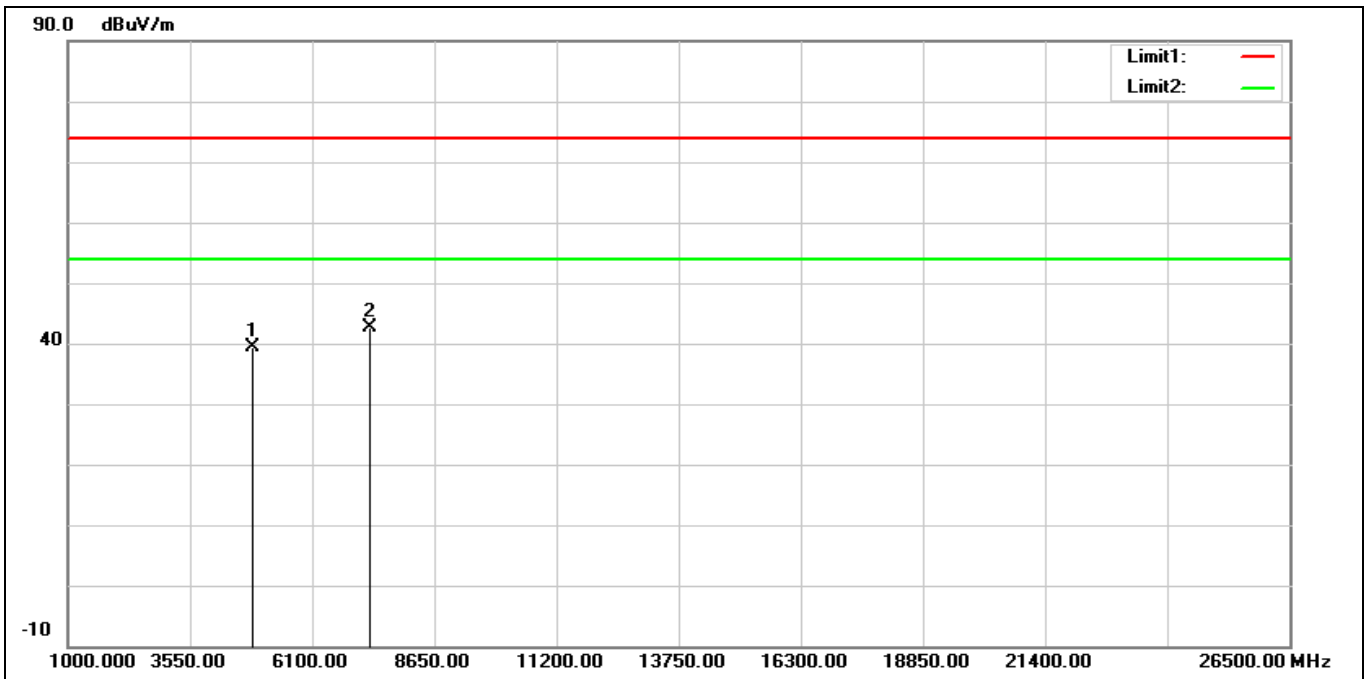
No.	Frequency (MHz)	Reading (dBuV)	Correction (dB/m)	Result (dBuV/m)	Limit (dBuV/m)	Margin (dB)	Remark
1	4824.000	38.19	0.28	38.47	74.00	-35.53	peak
2*	7236.000	34.53	7.96	42.49	74.00	-31.51	peak

Standard:	Part 15C	Test Site:	966 Chamber
Polarization:	Horizontal		
Test Mode:	802.11ax HE20 2437 MHz		
Remark:			



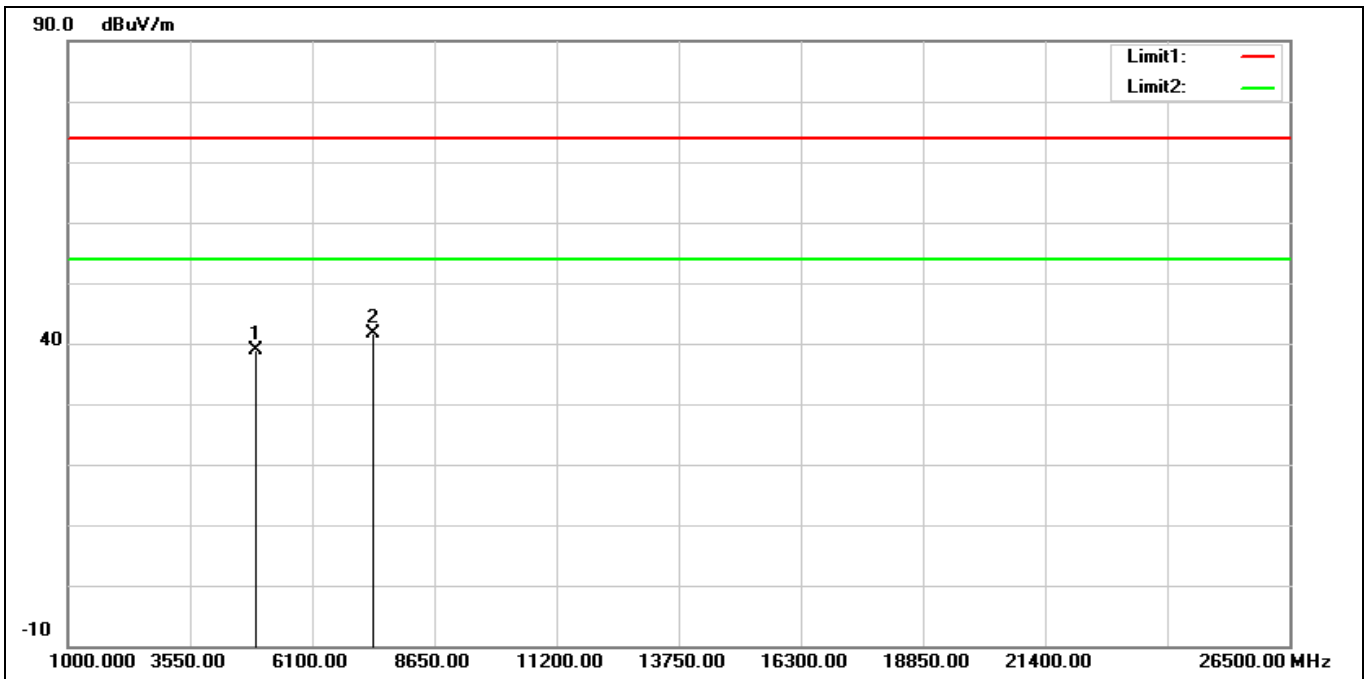
No.	Frequency (MHz)	Reading (dBuV)	Correction (dB/m)	Result (dBuV/m)	Limit (dBuV/m)	Margin (dB)	Remark
1	4874.000	38.51	0.36	38.87	74.00	-35.13	peak
2*	7311.000	33.89	7.98	41.87	74.00	-32.13	peak

Standard:	Part 15C	Test Site:	966 Chamber
Polarization:	Vertical		
Test Mode:	802.11ax HE20 2437 MHz		
Remark:			



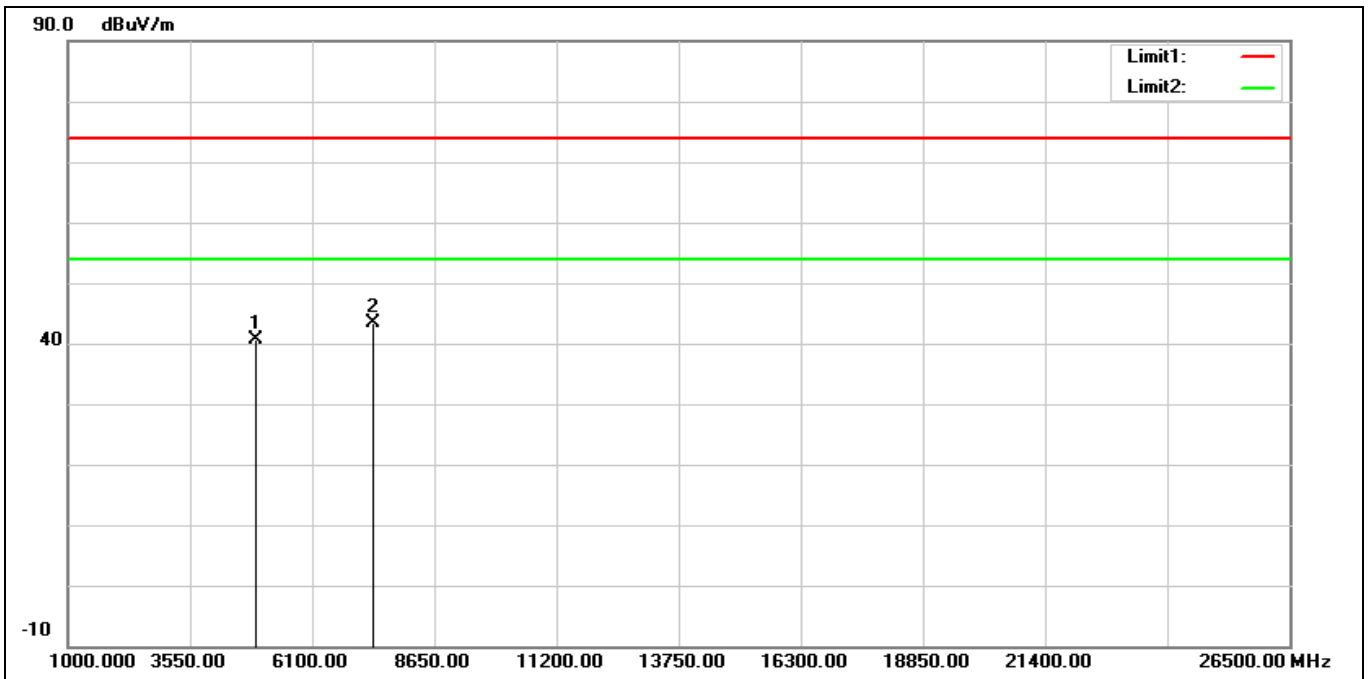
No.	Frequency (MHz)	Reading (dBuV)	Correction (dB/m)	Result (dBuV/m)	Limit (dBuV/m)	Margin (dB)	Remark
1	4874.000	39.08	0.36	39.44	74.00	-34.56	peak
2*	7311.000	34.57	7.98	42.55	74.00	-31.45	peak

Standard:	Part 15C	Test Site:	966 Chamber
Polarization:	Horizontal		
Test Mode:	802.11ax HE20 2462 MHz		
Remark:			



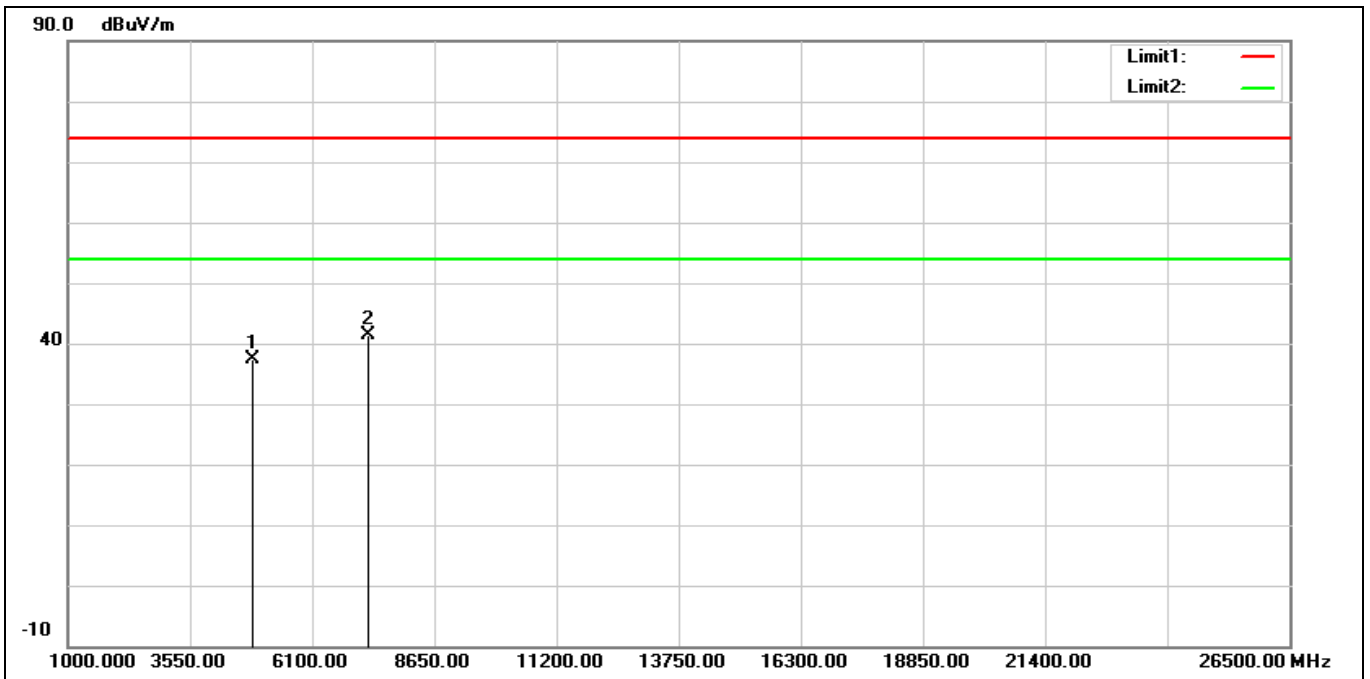
No.	Frequency (MHz)	Reading (dBuV)	Correction (dB/m)	Result (dBuV/m)	Limit (dBuV/m)	Margin (dB)	Remark
1	4924.000	38.50	0.50	39.00	74.00	-35.00	peak
2*	7386.000	33.51	8.11	41.62	74.00	-32.38	peak

Standard:	Part 15C	Test Site:	966 Chamber
Polarization:	Vertical		
Test Mode:	802.11ax HE20 2462 MHz		
Remark:			



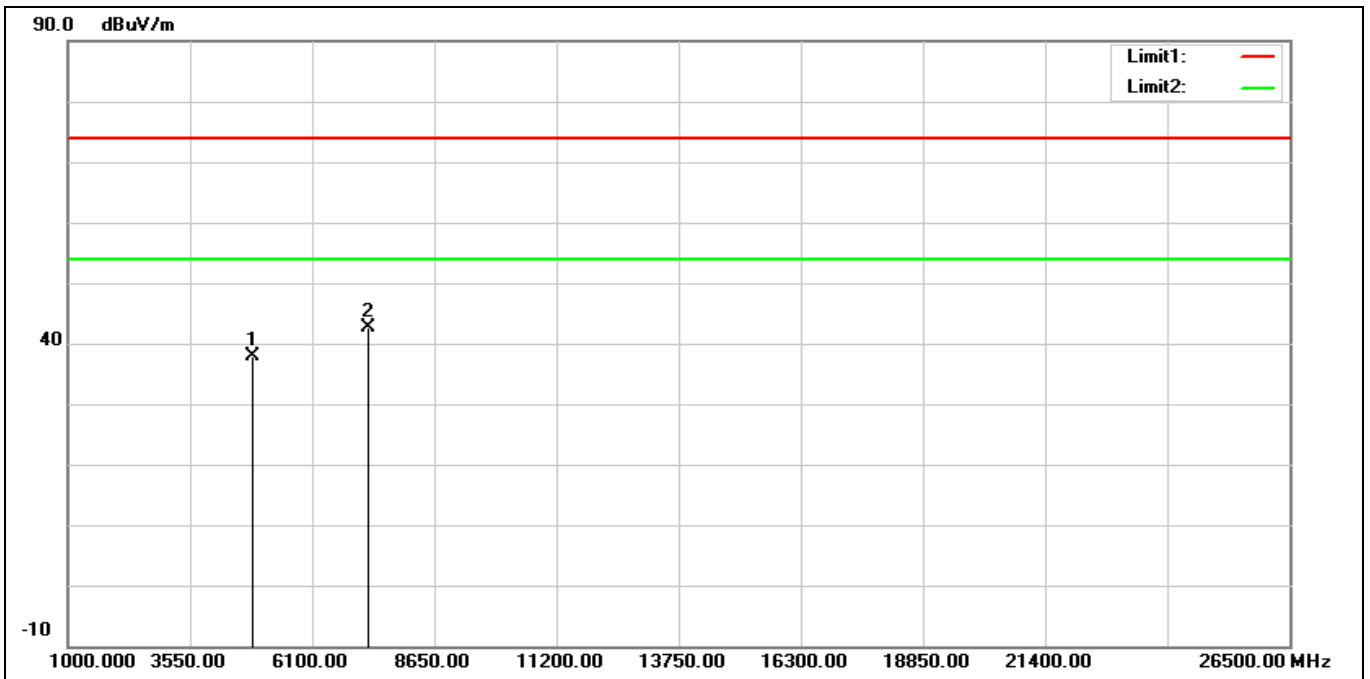
No.	Frequency (MHz)	Reading (dBuV)	Correction (dB/m)	Result (dBuV/m)	Limit (dBuV/m)	Margin (dB)	Remark
1	4924.000	40.18	0.50	40.68	74.00	-33.32	peak
2*	7386.000	35.32	8.11	43.43	74.00	-30.57	peak

Standard:	Part 15C	Test Site:	966 Chamber
Polarization:	Horizontal		
Test Mode:	802.11ax HE40 2422 MHz		
Remark:			



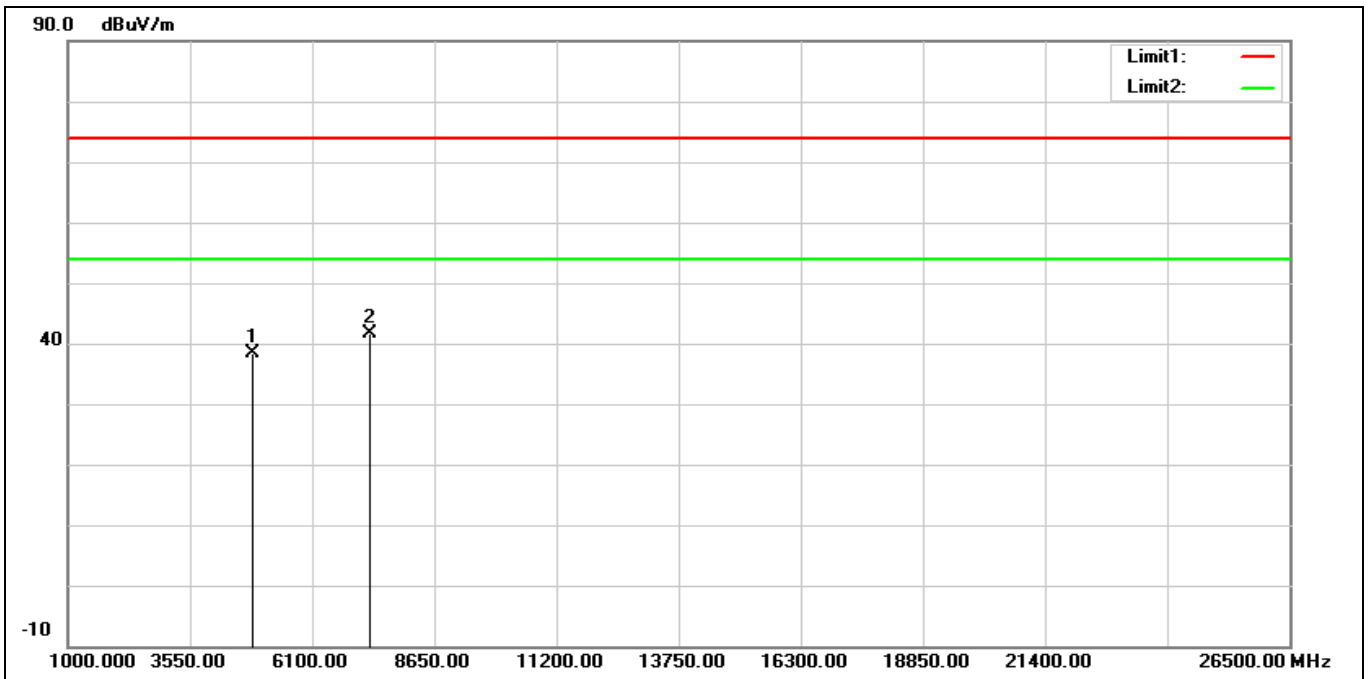
No.	Frequency (MHz)	Reading (dBuV)	Correction (dB/m)	Result (dBuV/m)	Limit (dBuV/m)	Margin (dB)	Remark
1	4844.000	37.03	0.28	37.31	74.00	-36.69	peak
2*	7266.000	33.28	8.02	41.30	74.00	-32.70	peak

Standard:	Part 15C	Test Site:	966 Chamber
Polarization:	Vertical		
Test Mode:	802.11ax HE40 2422 MHz		
Remark:			



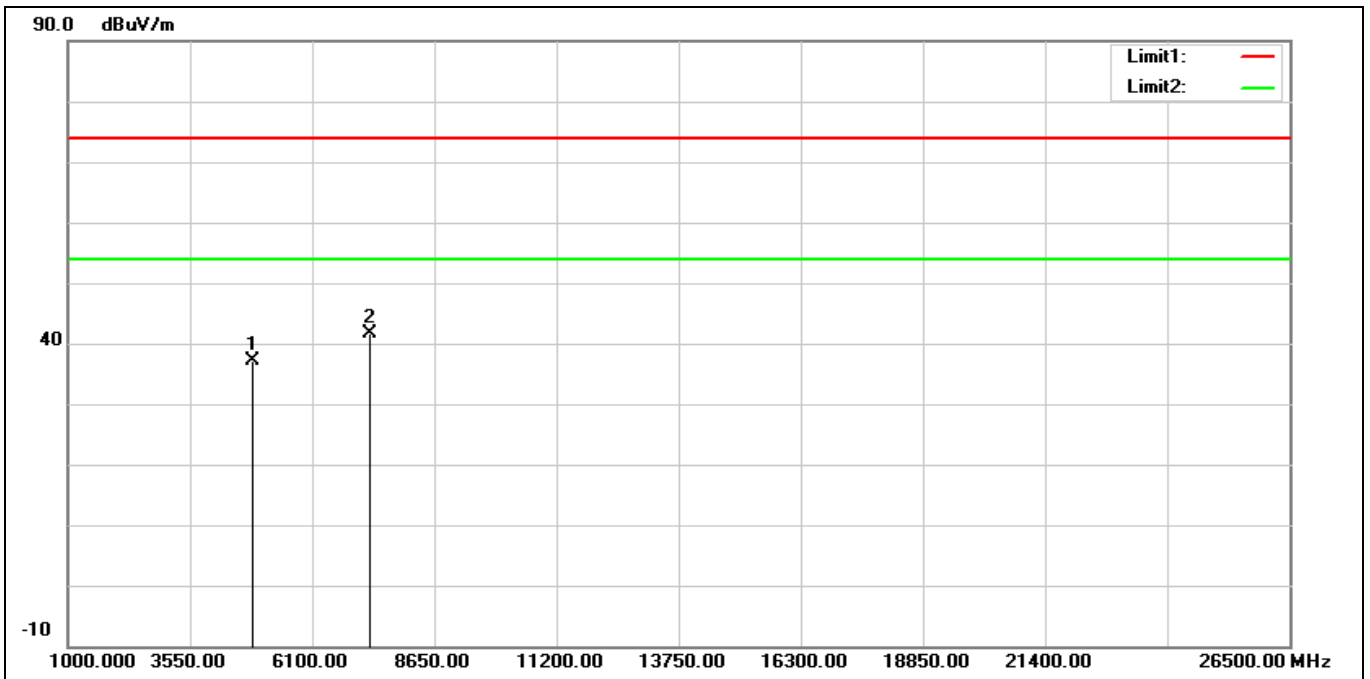
No.	Frequency (MHz)	Reading (dBuV)	Correction (dB/m)	Result (dBuV/m)	Limit (dBuV/m)	Margin (dB)	Remark
1	4844.000	37.54	0.28	37.82	74.00	-36.18	peak
2*	7266.000	34.60	8.02	42.62	74.00	-31.38	peak

Standard:	Part 15C	Test Site:	966 Chamber
Polarization:	Horizontal		
Test Mode:	802.11ax HE40 2437 MHz		
Remark:			



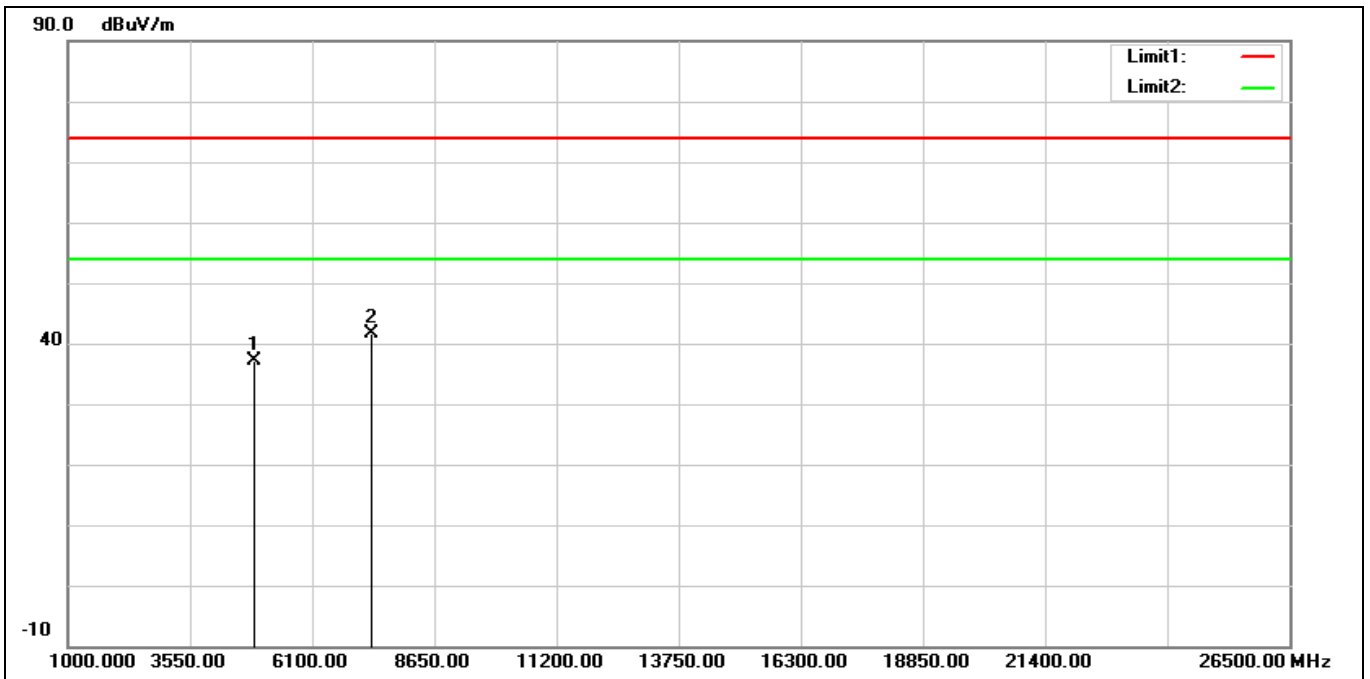
No.	Frequency (MHz)	Reading (dBuV)	Correction (dB/m)	Result (dBuV/m)	Limit (dBuV/m)	Margin (dB)	Remark
1	4874.000	37.94	0.36	38.30	74.00	-35.70	peak
2*	7311.000	33.63	7.98	41.61	74.00	-32.39	peak

Standard:	Part 15C	Test Site:	966 Chamber
Polarization:	Vertical		
Test Mode:	802.11ax HE40 2437 MHz		
Remark:			



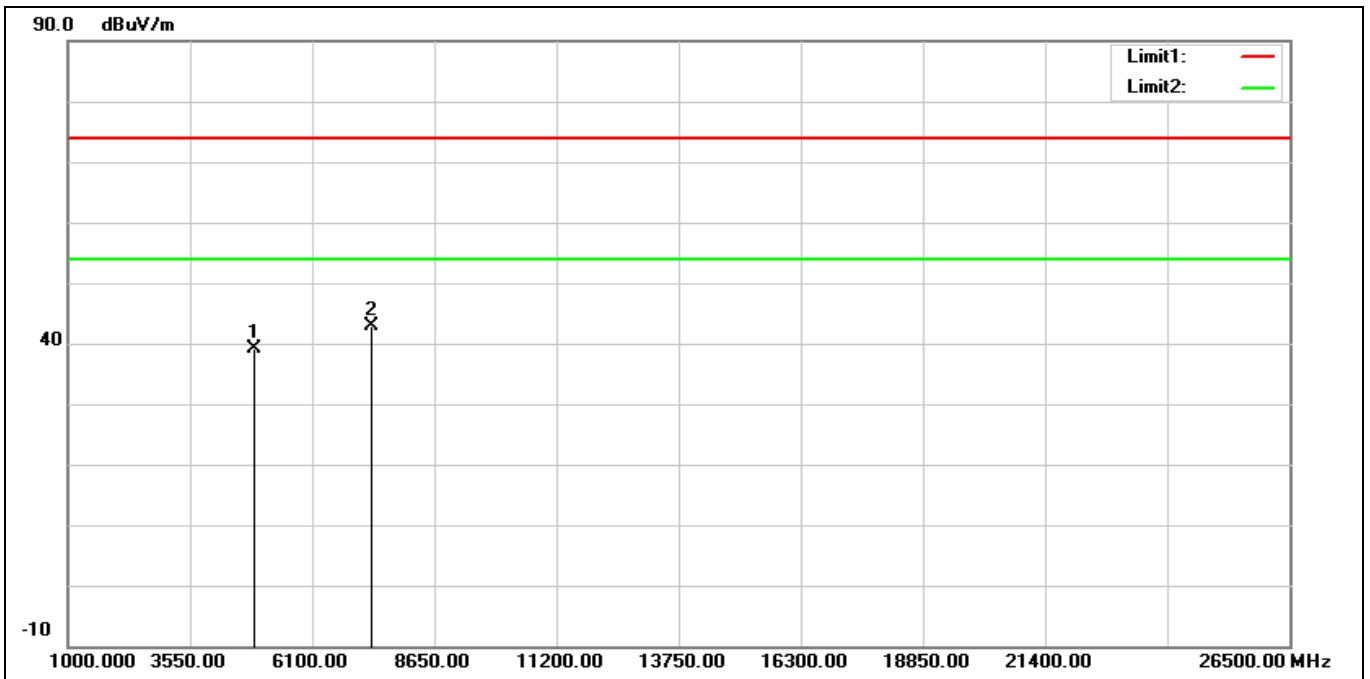
No.	Frequency (MHz)	Reading (dBuV)	Correction (dB/m)	Result (dBuV/m)	Limit (dBuV/m)	Margin (dB)	Remark
1	4874.000	36.77	0.36	37.13	74.00	-36.87	peak
2*	7311.000	33.62	7.98	41.60	74.00	-32.40	peak

Standard:	Part 15C	Test Site:	966 Chamber
Polarization:	Horizontal		
Test Mode:	802.11ax HE40 2452 MHz		
Remark:			



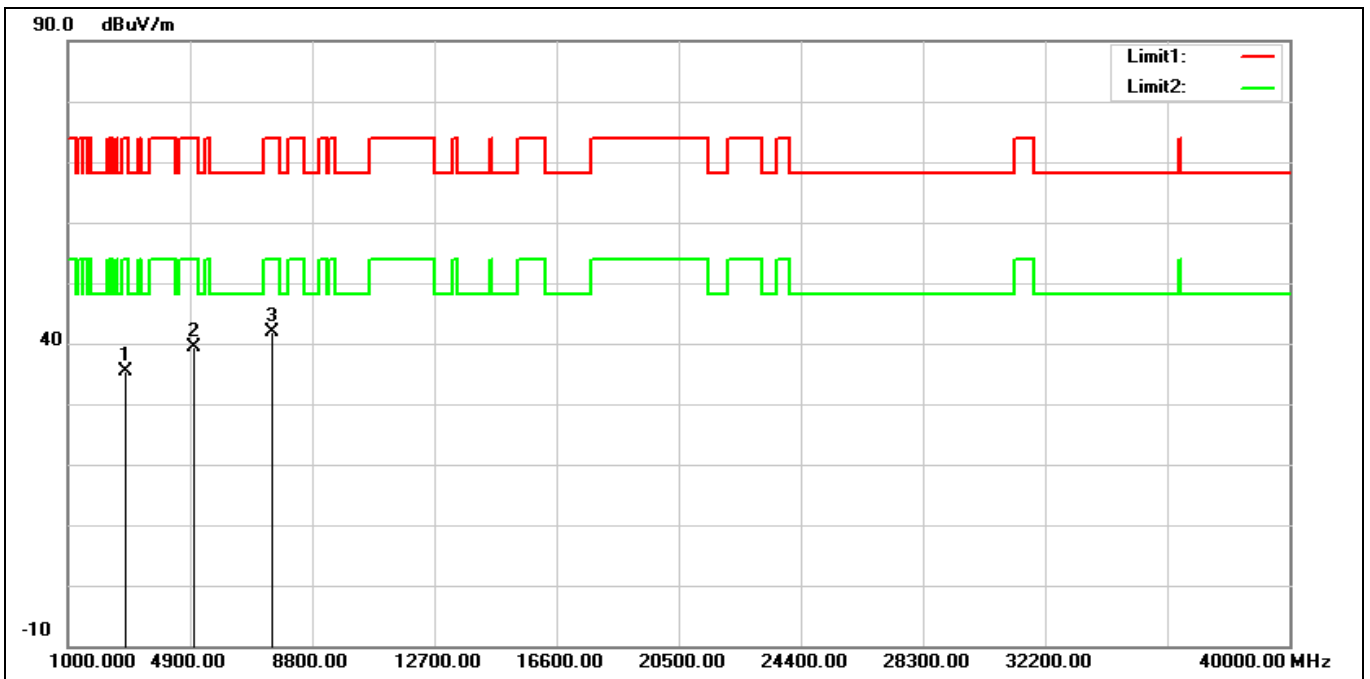
No.	Frequency (MHz)	Reading (dBuV)	Correction (dB/m)	Result (dBuV/m)	Limit (dBuV/m)	Margin (dB)	Remark
1	4904.000	36.67	0.46	37.13	74.00	-36.87	peak
2*	7356.000	33.67	8.02	41.69	74.00	-32.31	peak

Standard:	Part 15C	Test Site:	966 Chamber
Polarization:	Vertical		
Test Mode:	802.11ax HE40 2452 MHz		
Remark:			



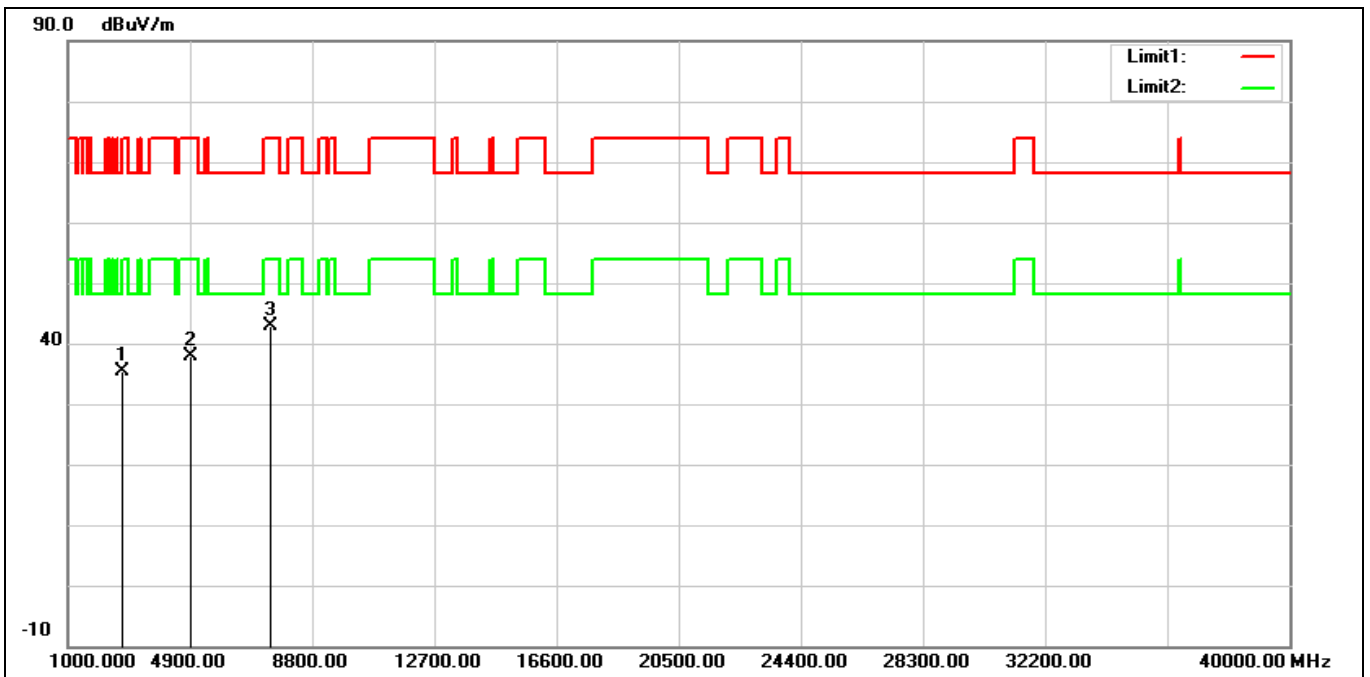
No.	Frequency (MHz)	Reading (dBuV)	Correction (dB/m)	Result (dBuV/m)	Limit (dBuV/m)	Margin (dB)	Remark
1	4904.000	38.67	0.46	39.13	74.00	-34.87	peak
2*	7356.000	34.77	8.02	42.79	74.00	-31.21	peak

Standard:	Part 15C	Test Site:	966 Chamber
Polarization:	Horizontal		
Test Mode:	Simultaneous Transmitting (WLAN 2.4 + 5 GHz + Bluetooth LE + Matter)		
Remark:			



No.	Frequency (MHz)	Reading (dBuV)	Correction (dB/m)	Result (dBuV/m)	Limit (dBuV/m)	Margin (dB)	Remark
1	2819.000	40.68	-5.26	35.42	74.00	-38.58	peak
2	5029.000	38.43	0.93	39.36	74.00	-34.64	peak
3*	7545.000	33.53	8.45	41.98	74.00	-32.02	peak

Standard:	Part 15C	Test Site:	966 Chamber
Polarization:	Vertical		
Test Mode:	Simultaneous Transmitting (WLAN 2.4 + 5 GHz + Bluetooth LE + Matter)		
Remark:			

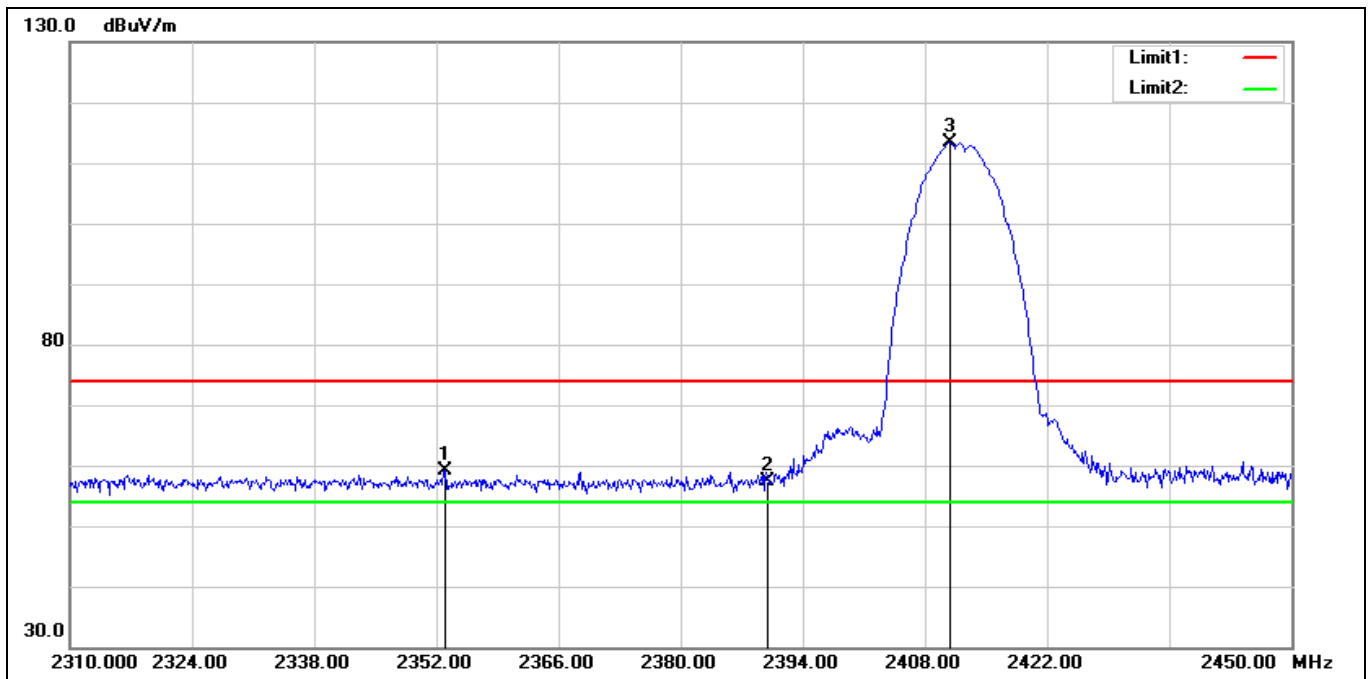


No.	Frequency (MHz)	Reading (dBuV)	Correction (dB/m)	Result (dBuV/m)	Limit (dBuV/m)	Margin (dB)	Remark
1	2751.000	40.96	-5.61	35.35	74.00	-38.65	peak
2	4910.000	37.36	0.47	37.83	74.00	-36.17	peak
3*	7477.000	34.54	8.41	42.95	74.00	-31.05	peak

Band Edge

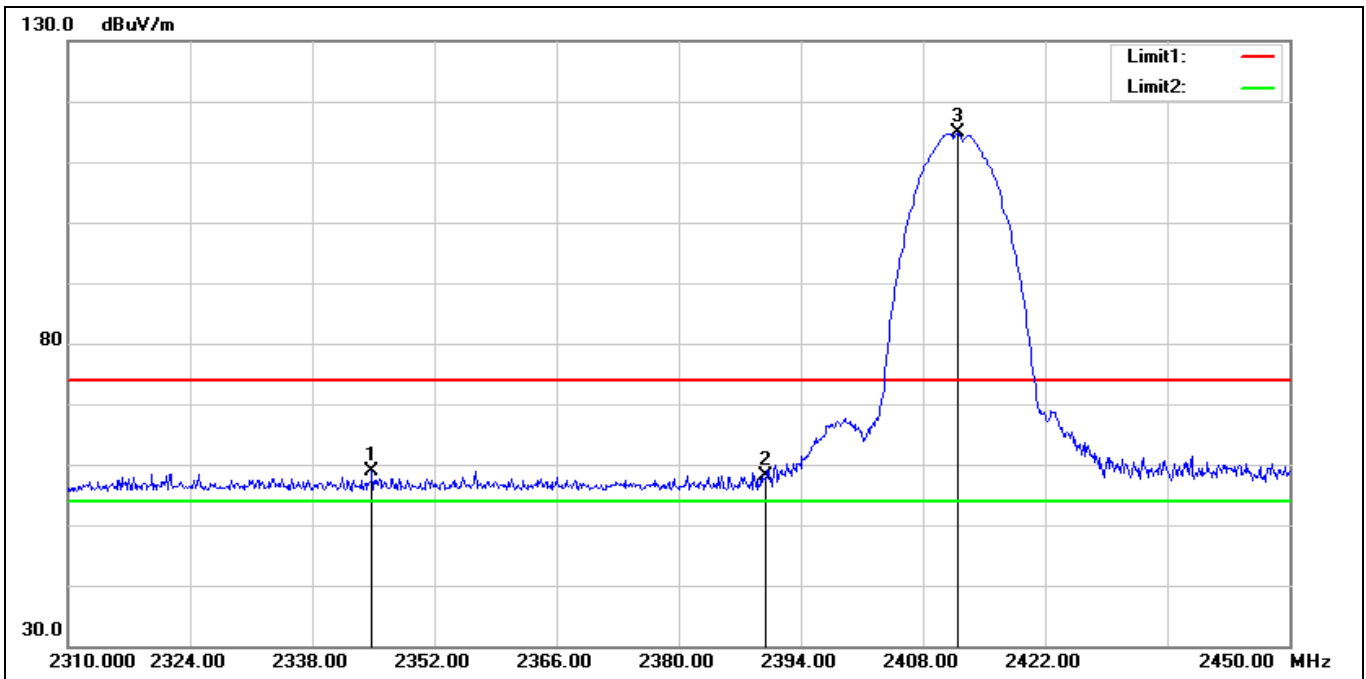
Peak

Standard:	Part 15C	Test Site:	966 Chamber
Polarization:	Horizontal		
Test Mode:	802.11b 2412 MHz		
Remark:			



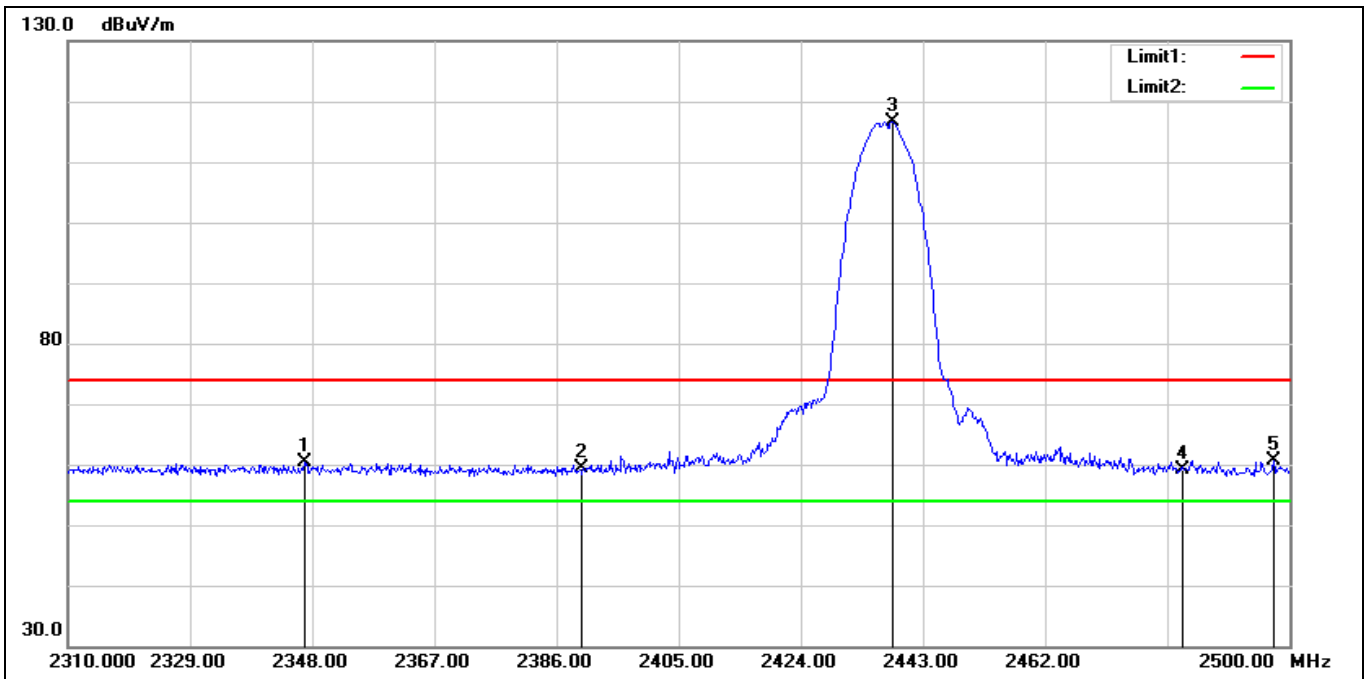
No.	Frequency (MHz)	Reading (dBuV)	Correction (dB/m)	Result (dBuV/m)	Limit (dBuV/m)	Margin (dB)	Remark
1	2352.980	65.22	-6.02	59.20	74.00	-14.80	peak
2	2390.000	63.47	-6.19	57.28	74.00	-16.72	peak
3*	2410.940	119.59	-6.26	113.33	74.00	39.33	peak

Standard:	Part 15C	Test Site:	966 Chamber
Polarization:	Vertical		
Test Mode:	802.11b 2412 MHz		
Remark:			



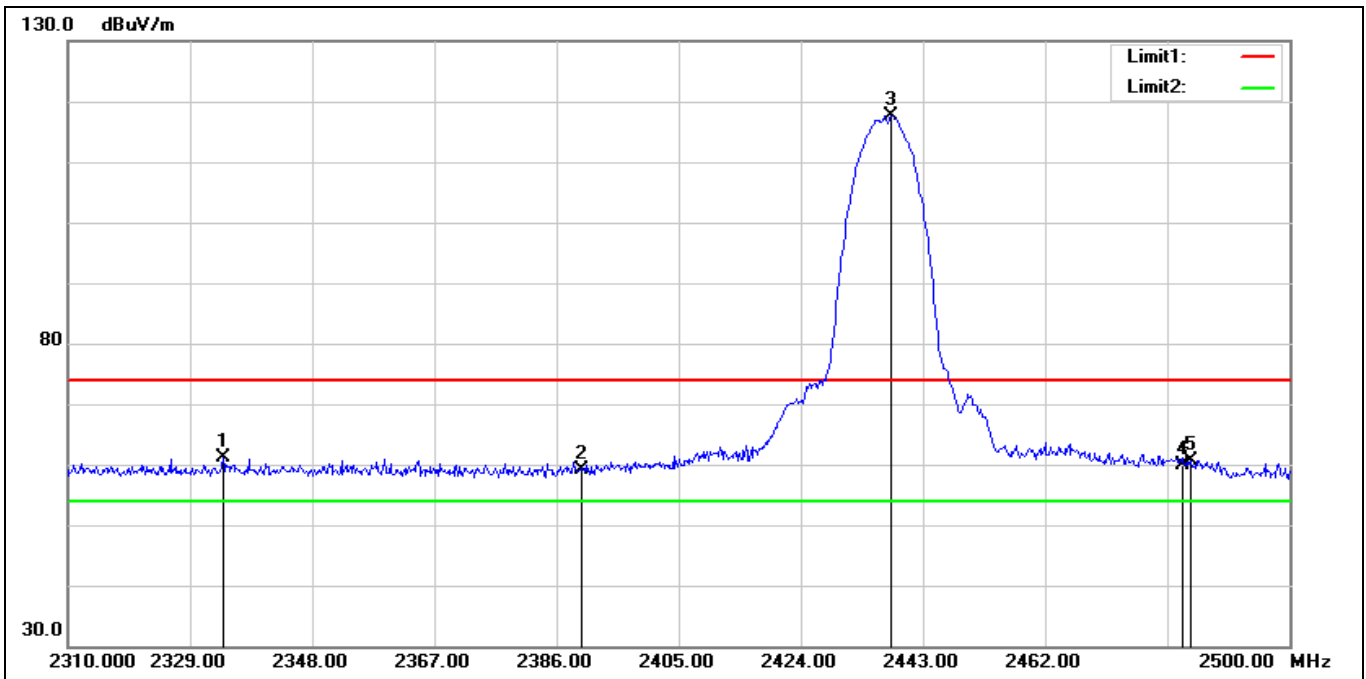
No.	Frequency (MHz)	Reading (dBuV)	Correction (dB/m)	Result (dBuV/m)	Limit (dBuV/m)	Margin (dB)	Remark
1	2344.860	64.98	-6.02	58.96	74.00	-15.04	peak
2	2390.000	64.39	-6.19	58.20	74.00	-15.80	peak
3*	2411.920	121.15	-6.27	114.88	74.00	40.88	peak

Standard:	Part 15C	Test Site:	966 Chamber
Polarization:	Horizontal		
Test Mode:	802.11b 2437 MHz		
Remark:			



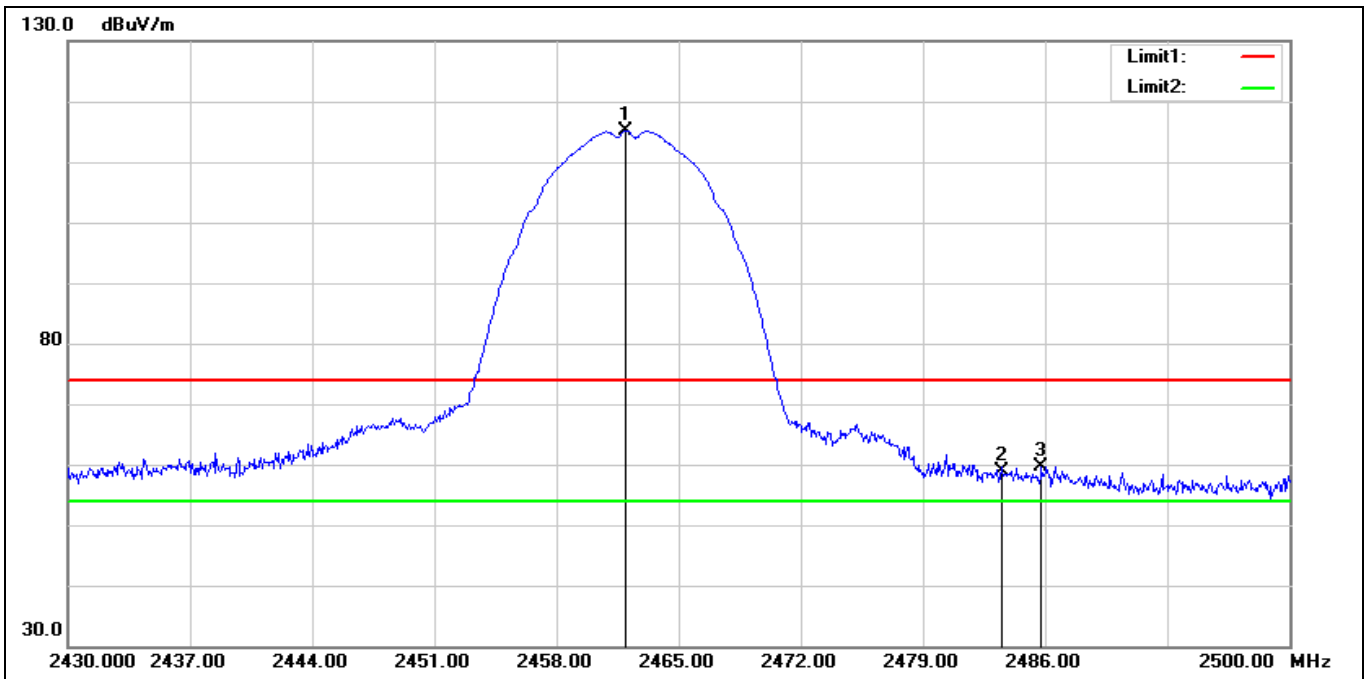
No.	Frequency (MHz)	Reading (dBuV)	Correction (dB/m)	Result (dBuV/m)	Limit (dBuV/m)	Margin (dB)	Remark
1	2346.860	66.27	-6.01	60.26	74.00	-13.74	peak
2	2390.000	65.57	-6.19	59.38	74.00	-14.62	peak
3*	2438.250	122.89	-6.34	116.55	74.00	42.55	peak
4	2483.500	65.64	-6.46	59.18	74.00	-14.82	peak
5	2497.530	67.10	-6.50	60.60	74.00	-13.40	peak

Standard:	Part 15C	Test Site:	966 Chamber
Polarization:	Vertical		
Test Mode:	802.11b 2437 MHz		
Remark:			



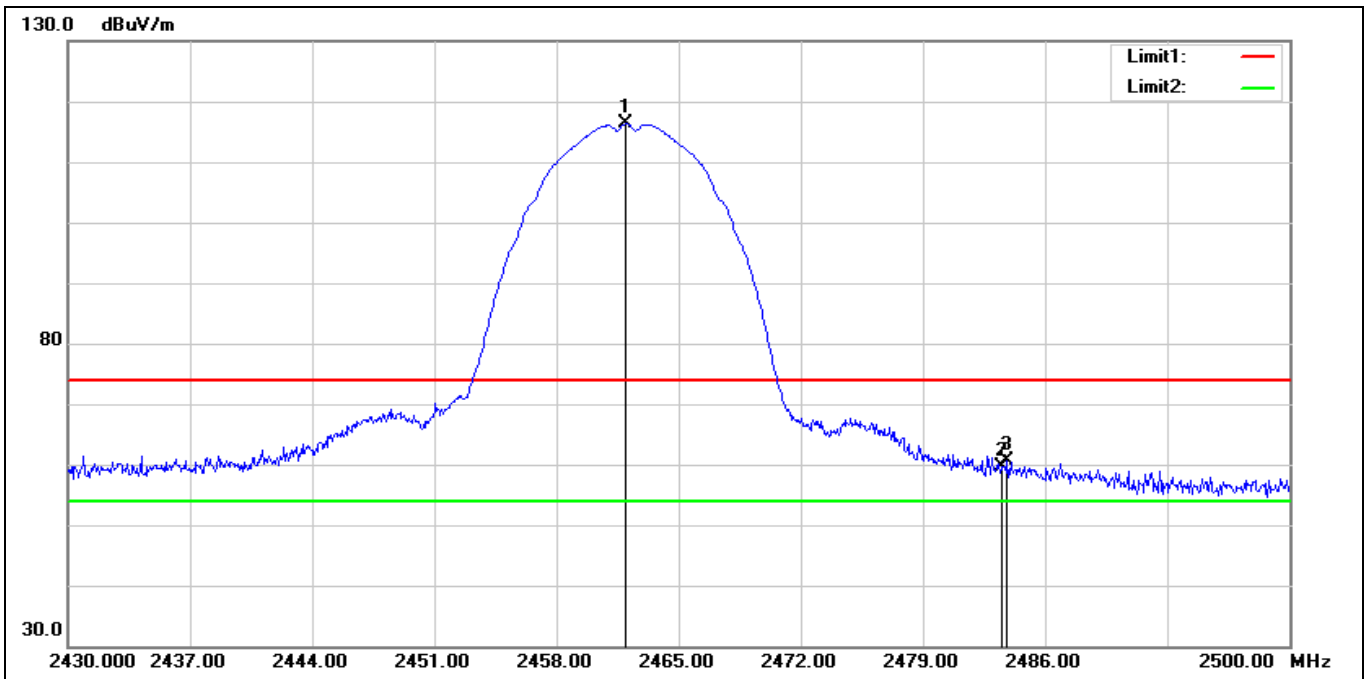
No.	Frequency (MHz)	Reading (dBuV)	Correction (dB/m)	Result (dBuV/m)	Limit (dBuV/m)	Margin (dB)	Remark
1	2334.130	67.08	-6.05	61.03	74.00	-12.97	peak
2	2390.000	65.35	-6.19	59.16	74.00	-14.84	peak
3*	2438.060	123.91	-6.34	117.57	74.00	43.57	peak
4	2483.500	66.40	-6.46	59.94	74.00	-14.06	peak
5	2484.610	67.15	-6.47	60.68	74.00	-13.32	peak

Standard:	Part 15C	Test Site:	966 Chamber
Polarization:	Horizontal		
Test Mode:	802.11b 2462 MHz		
Remark:			



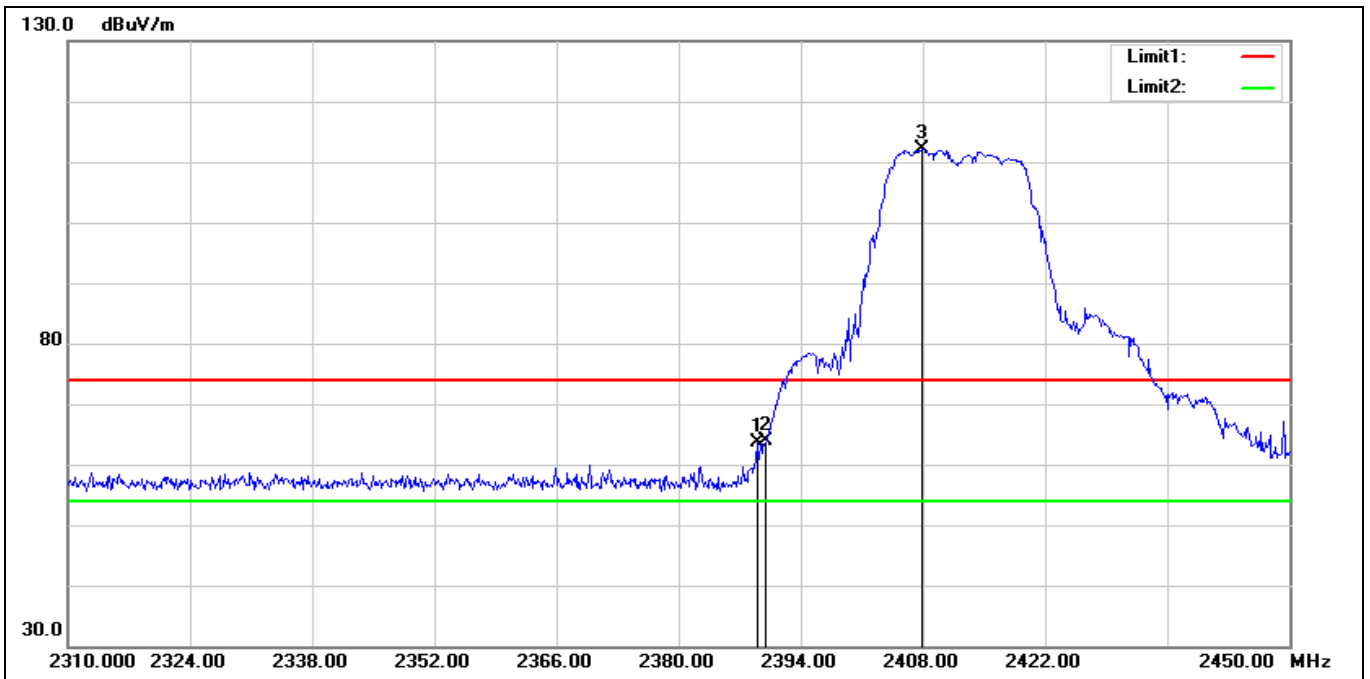
No.	Frequency (MHz)	Reading (dBuV)	Correction (dB/m)	Result (dBuV/m)	Limit (dBuV/m)	Margin (dB)	Remark
1*	2461.990	121.62	-6.41	115.21	74.00	41.21	peak
2	2483.500	65.36	-6.46	58.90	74.00	-15.10	peak
3	2485.790	66.10	-6.46	59.64	74.00	-14.36	peak

Standard:	Part 15C	Test Site:	966 Chamber
Polarization:	Vertical		
Test Mode:	802.11b 2462 MHz		
Remark:			



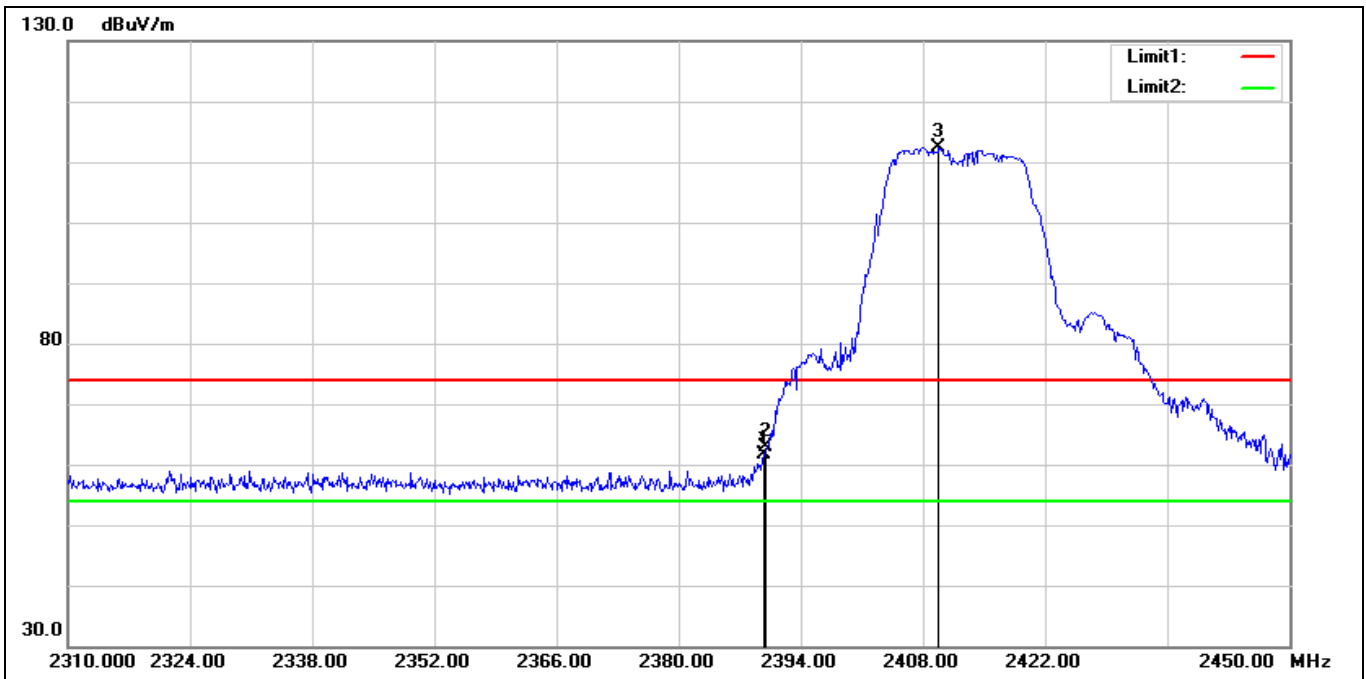
No.	Frequency (MHz)	Reading (dBuV)	Correction (dB/m)	Result (dBuV/m)	Limit (dBuV/m)	Margin (dB)	Remark
1*	2461.990	122.70	-6.41	116.29	74.00	42.29	peak
2	2483.500	66.08	-6.46	59.62	74.00	-14.38	peak
3	2483.830	67.10	-6.47	60.63	74.00	-13.37	peak

Standard:	Part 15C	Test Site:	966 Chamber
Polarization:	Horizontal		
Test Mode:	802.11g 2412 MHz		
Remark:			



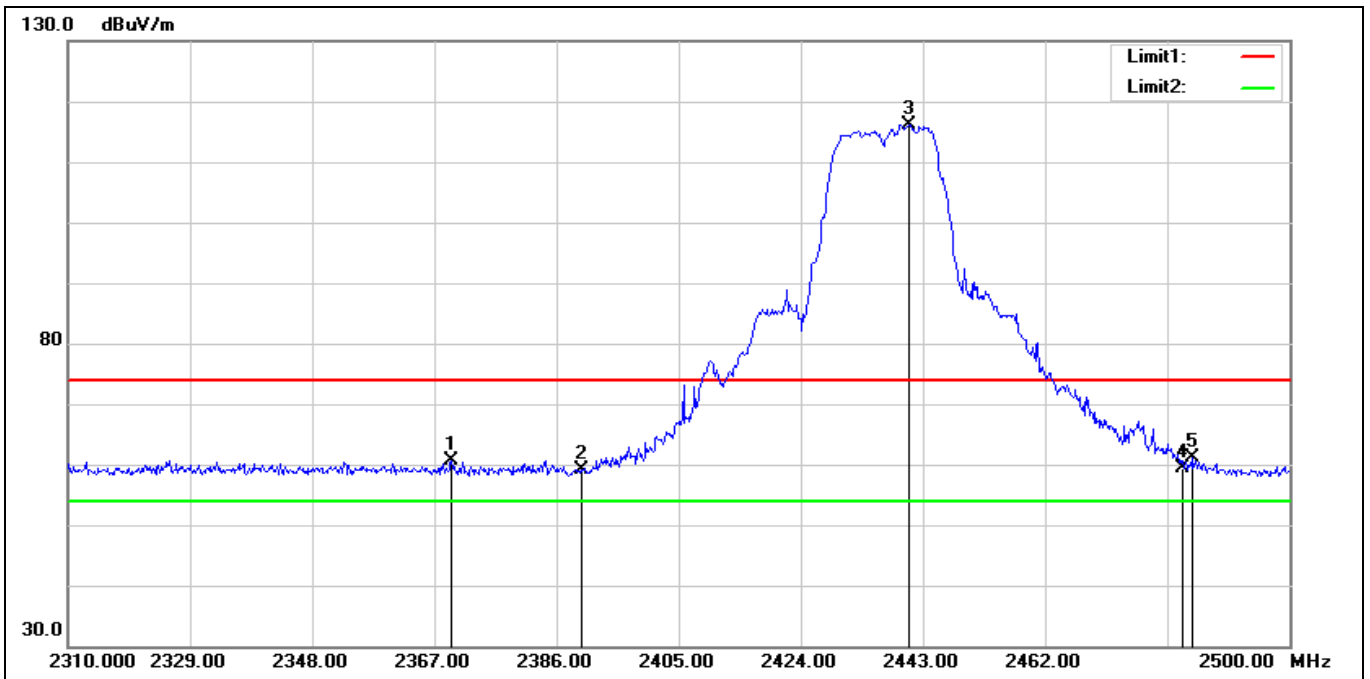
No.	Frequency (MHz)	Reading (dBuV)	Correction (dB/m)	Result (dBuV/m)	Limit (dBuV/m)	Margin (dB)	Remark
1	2388.960	69.71	-6.18	63.53	74.00	-10.47	peak
2	2390.000	70.13	-6.19	63.94	74.00	-10.06	peak
3*	2407.860	118.34	-6.25	112.09	74.00	38.09	peak

Standard:	Part 15C	Test Site:	966 Chamber
Polarization:	Vertical		
Test Mode:	802.11g 2412 MHz		
Remark:			



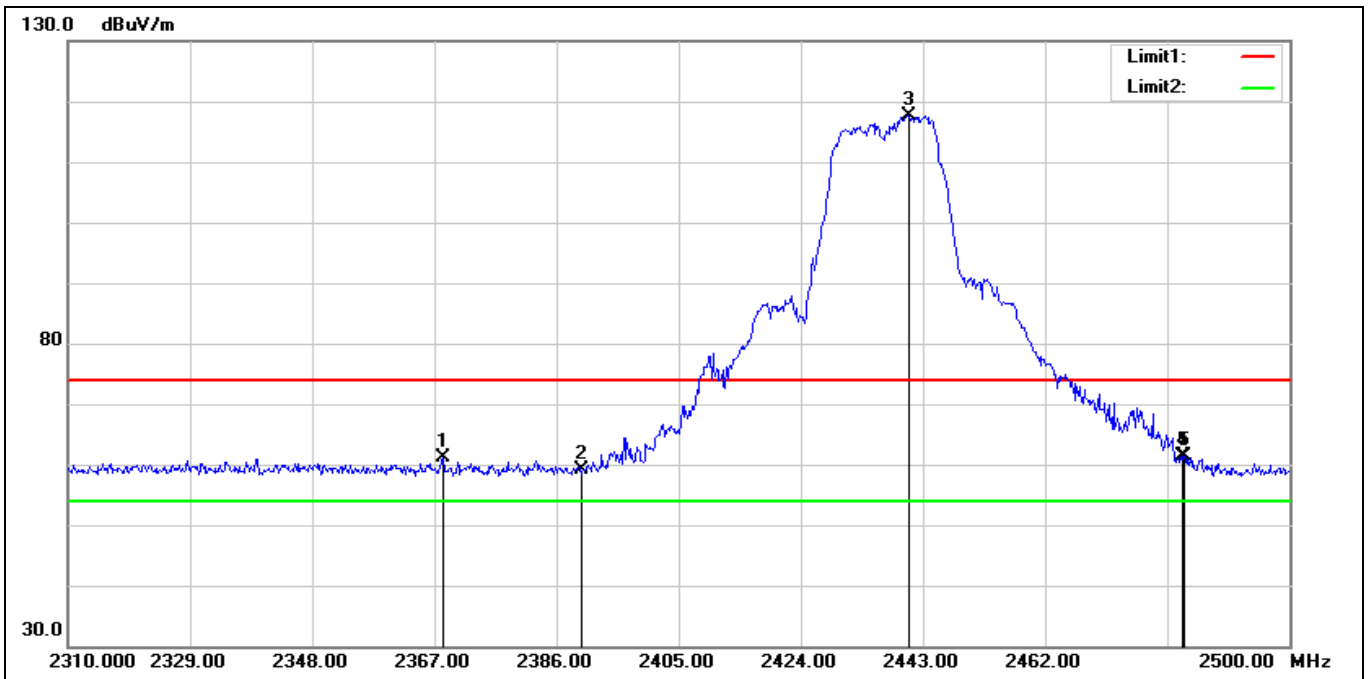
No.	Frequency (MHz)	Reading (dBuV)	Correction (dB/m)	Result (dBuV/m)	Limit (dBuV/m)	Margin (dB)	Remark
1	2389.800	67.81	-6.19	61.62	74.00	-12.38	peak
2	2390.000	69.14	-6.19	62.95	74.00	-11.05	peak
3*	2409.820	118.64	-6.26	112.38	74.00	38.38	peak

Standard:	Part 15C	Test Site:	966 Chamber
Polarization:	Horizontal		
Test Mode:	802.11g 2437 MHz		
Remark:			



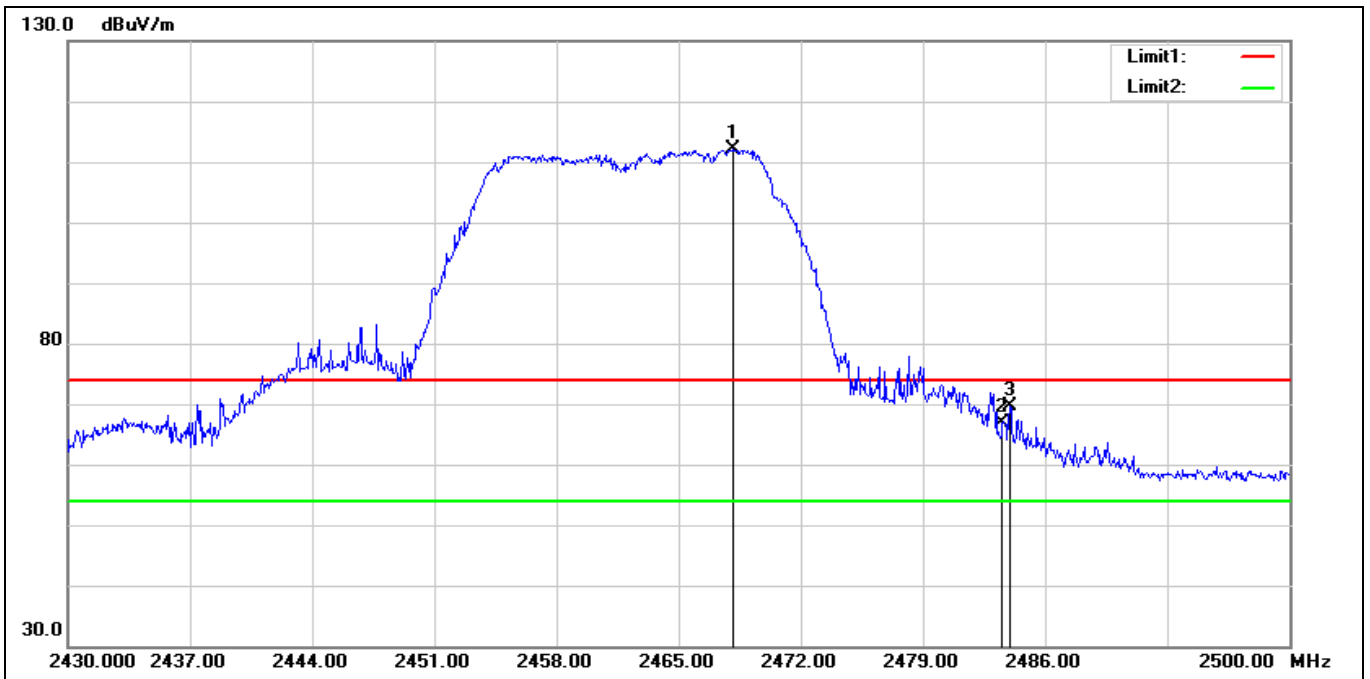
No.	Frequency (MHz)	Reading (dBuV)	Correction (dB/m)	Result (dBuV/m)	Limit (dBuV/m)	Margin (dB)	Remark
1	2369.660	66.71	-6.09	60.62	74.00	-13.38	peak
2	2390.000	65.22	-6.19	59.03	74.00	-14.97	peak
3*	2440.910	122.48	-6.35	116.13	74.00	42.13	peak
4	2483.500	65.92	-6.46	59.46	74.00	-14.54	peak
5	2484.800	67.57	-6.47	61.10	74.00	-12.90	peak

Standard:	Part 15C	Test Site:	966 Chamber
Polarization:	Vertical		
Test Mode:	802.11g 2437 MHz		
Remark:			



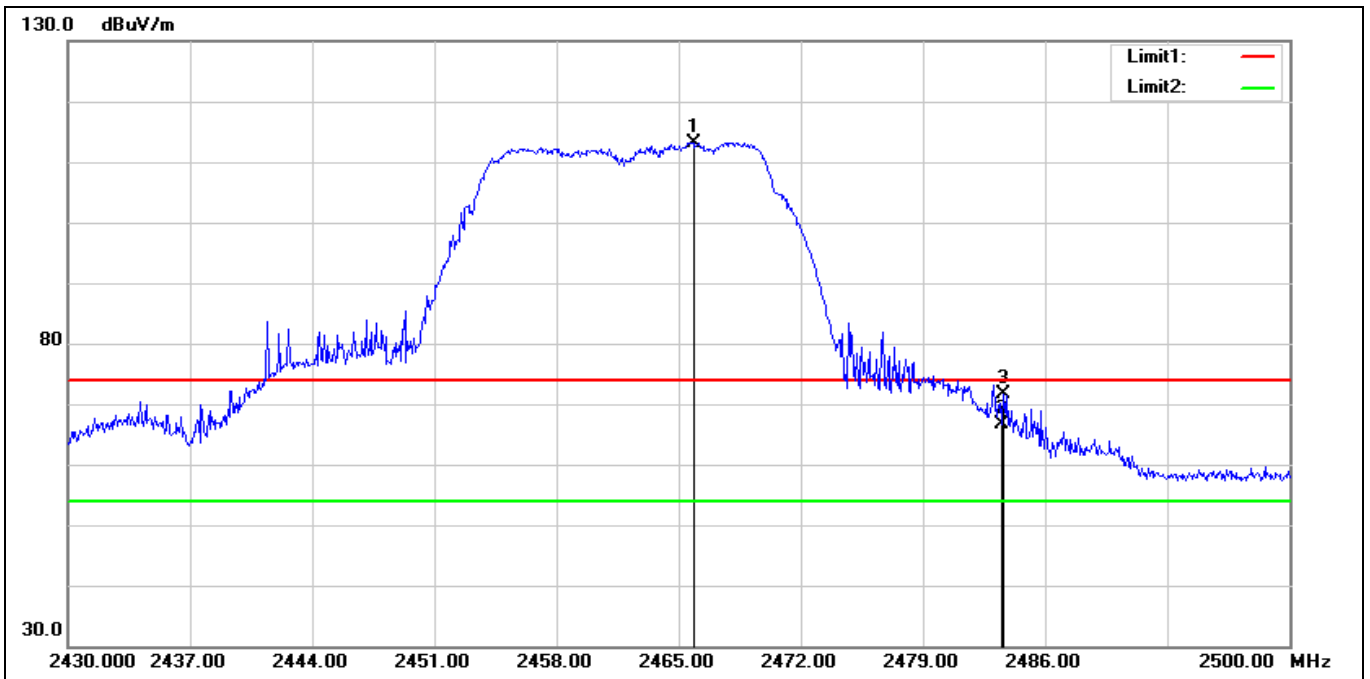
No.	Frequency (MHz)	Reading (dBuV)	Correction (dB/m)	Result (dBuV/m)	Limit (dBuV/m)	Margin (dB)	Remark
1	2368.330	67.22	-6.08	61.14	74.00	-12.86	peak
2	2390.000	65.34	-6.19	59.15	74.00	-14.85	peak
3*	2440.910	123.94	-6.35	117.59	74.00	43.59	peak
4	2483.500	67.73	-6.46	61.27	74.00	-12.73	peak
5	2483.660	67.73	-6.46	61.27	74.00	-12.73	peak

Standard:	Part 15C	Test Site:	966 Chamber
Polarization:	Horizontal		
Test Mode:	802.11g 2462 MHz		
Remark:			



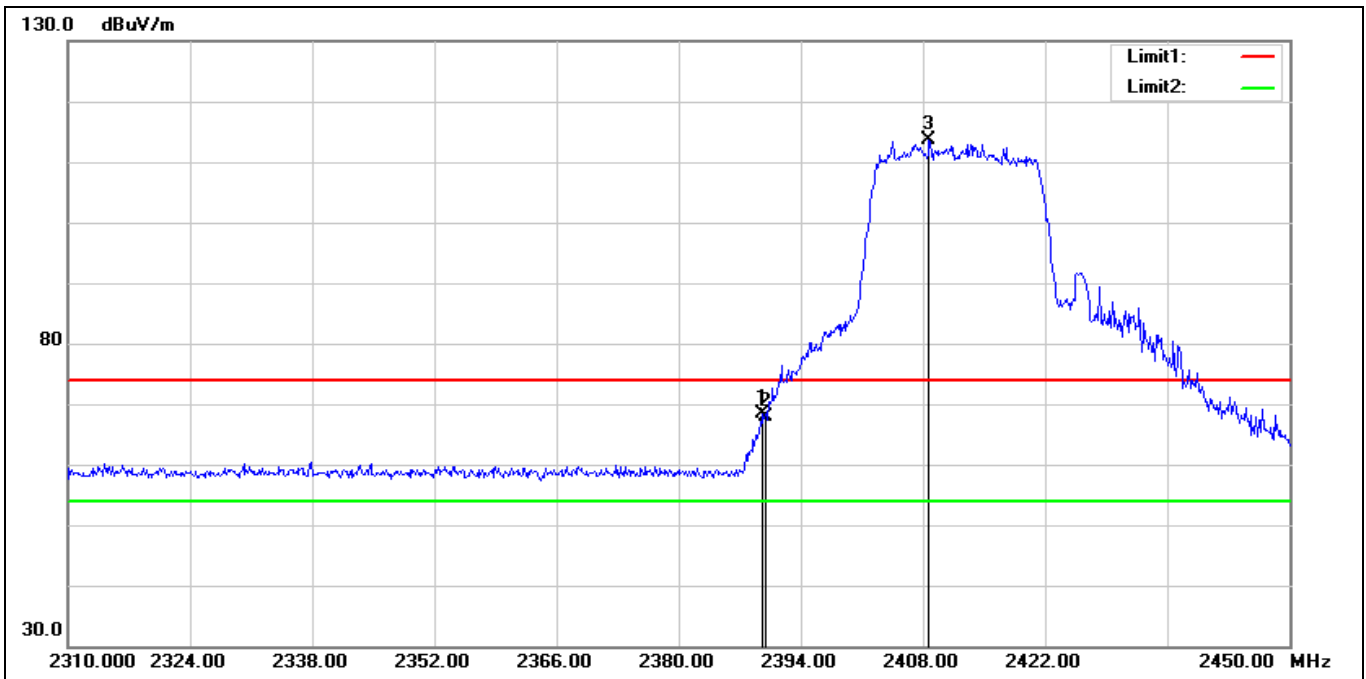
No.	Frequency (MHz)	Reading (dBuV)	Correction (dB/m)	Result (dBuV/m)	Limit (dBuV/m)	Margin (dB)	Remark
1*	2468.150	118.47	-6.42	112.05	74.00	38.05	peak
2	2483.500	73.40	-6.46	66.94	74.00	-7.06	peak
3	2483.970	76.02	-6.47	69.55	74.00	-4.45	peak

Standard:	Part 15C	Test Site:	966 Chamber
Polarization:	Vertical		
Test Mode:	802.11g 2462 MHz		
Remark:			



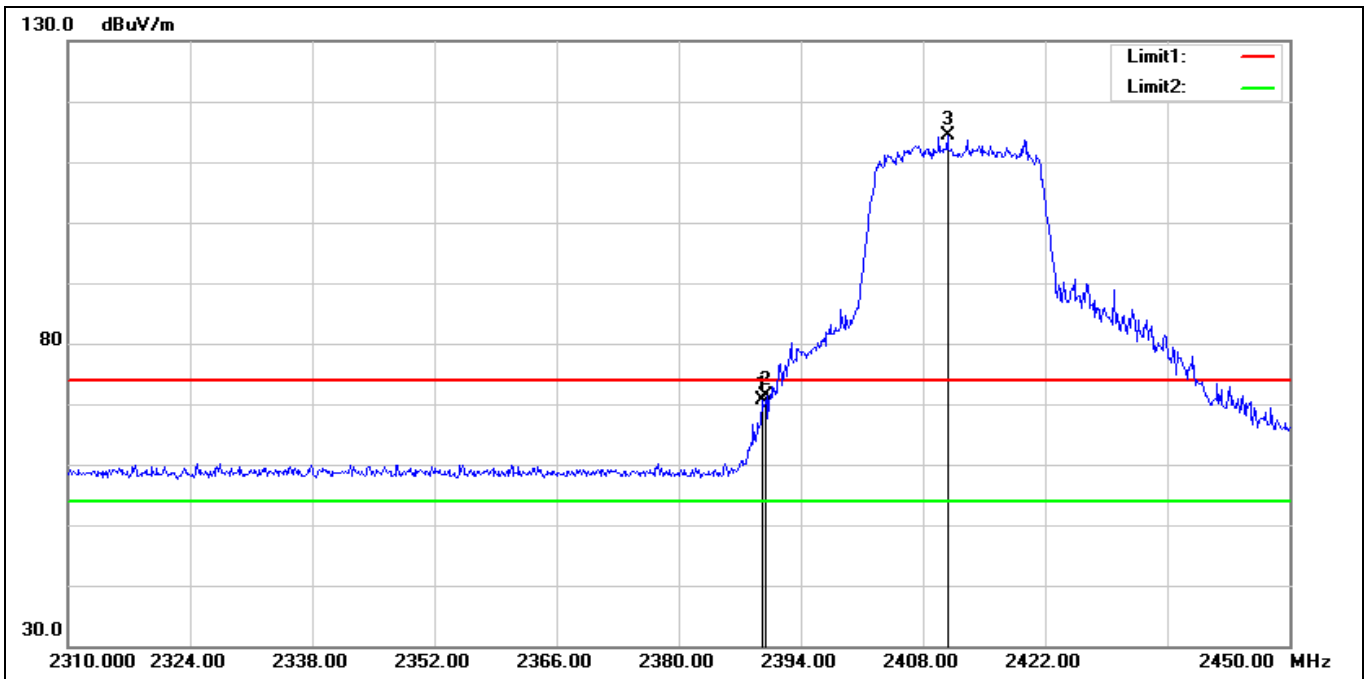
No.	Frequency (MHz)	Reading (dBuV)	Correction (dB/m)	Result (dBuV/m)	Limit (dBuV/m)	Margin (dB)	Remark
1*	2465.840	119.56	-6.41	113.15	74.00	39.15	peak
2	2483.500	73.18	-6.46	66.72	74.00	-7.28	peak
3	2483.620	78.05	-6.46	71.59	74.00	-2.41	peak

Standard:	Part 15C	Test Site:	966 Chamber
Polarization:	Horizontal		
Test Mode:	802.11ax HE20 2412 MHz		
Remark:			



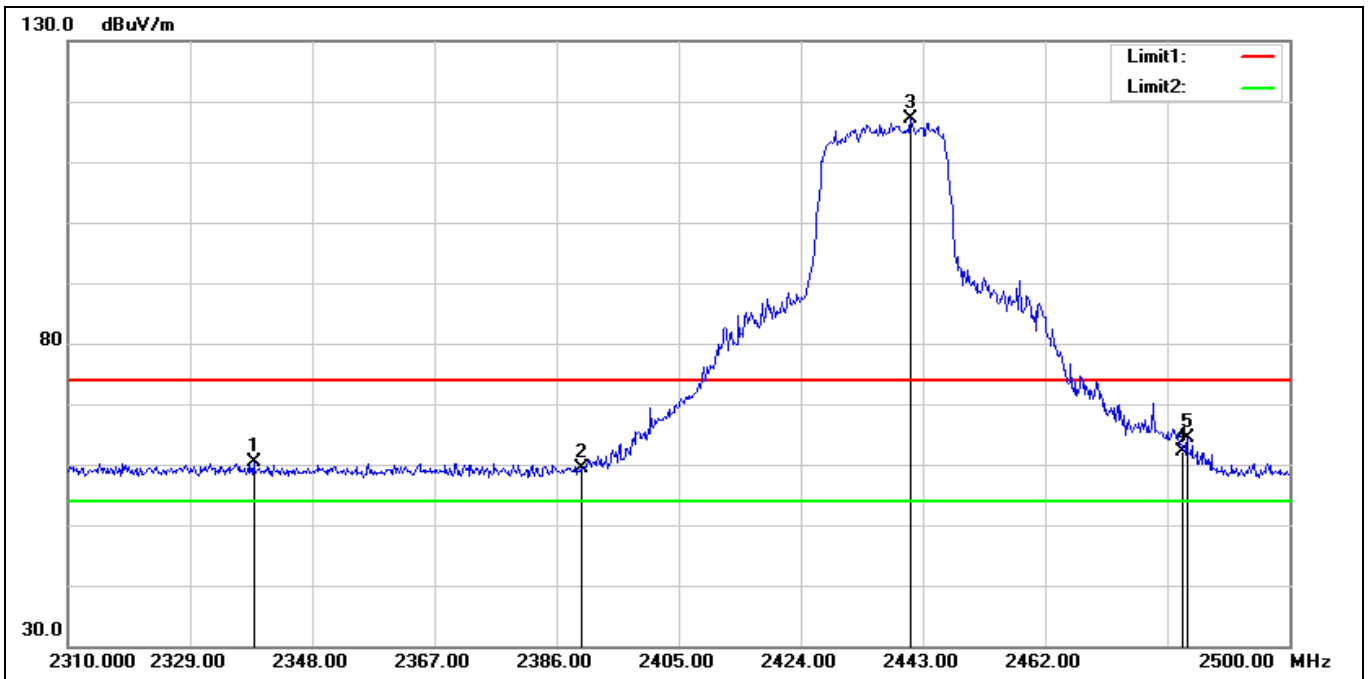
No.	Frequency (MHz)	Reading (dBuV)	Correction (dB/m)	Result (dBuV/m)	Limit (dBuV/m)	Margin (dB)	Remark
1	2389.660	74.48	-6.19	68.29	74.00	-5.71	peak
2	2390.000	74.19	-6.19	68.00	74.00	-6.00	peak
3*	2408.700	119.97	-6.25	113.72	74.00	39.72	peak

Standard:	Part 15C	Test Site:	966 Chamber
Polarization:	Vertical		
Test Mode:	802.11ax HE20 2412 MHz		
Remark:			



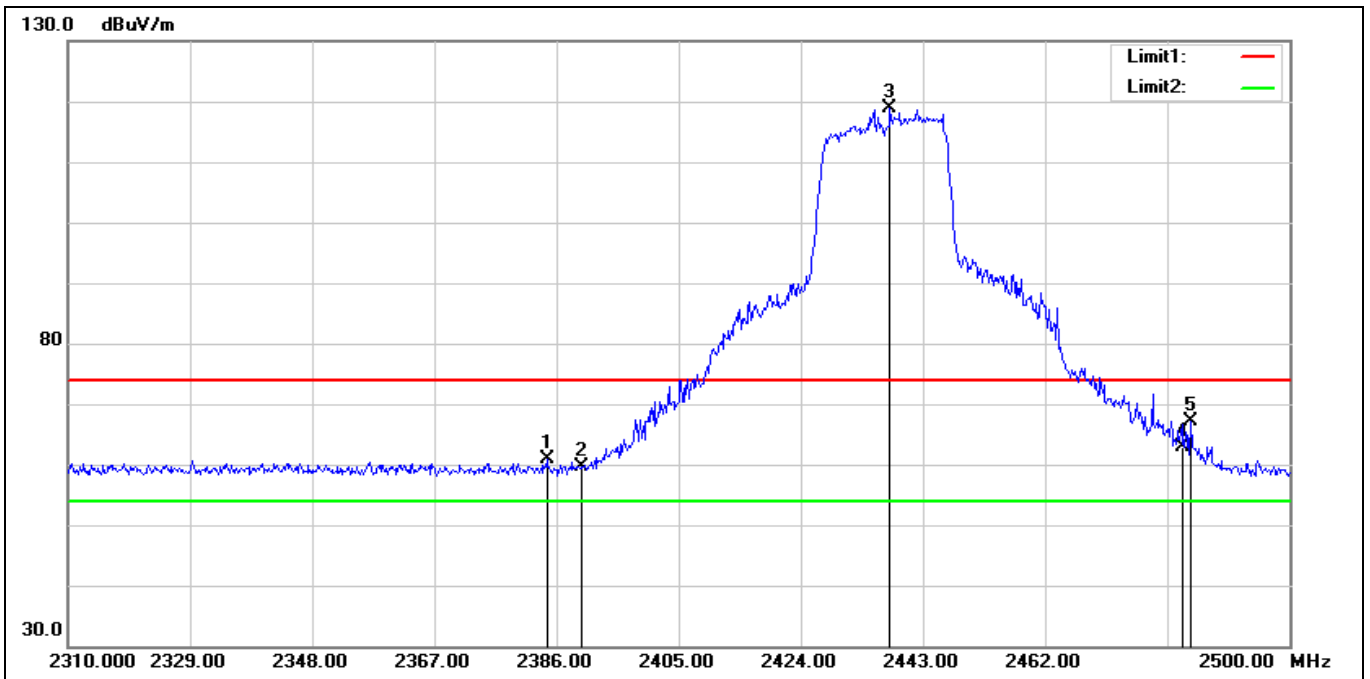
No.	Frequency (MHz)	Reading (dBuV)	Correction (dB/m)	Result (dBuV/m)	Limit (dBuV/m)	Margin (dB)	Remark
1	2389.520	76.71	-6.19	70.52	74.00	-3.48	peak
2	2390.000	77.61	-6.19	71.42	74.00	-2.58	peak
3*	2410.800	120.59	-6.26	114.33	74.00	40.33	peak

Standard:	Part 15C	Test Site:	966 Chamber
Polarization:	Horizontal		
Test Mode:	802.11ax HE20 2437 MHz		
Remark:			



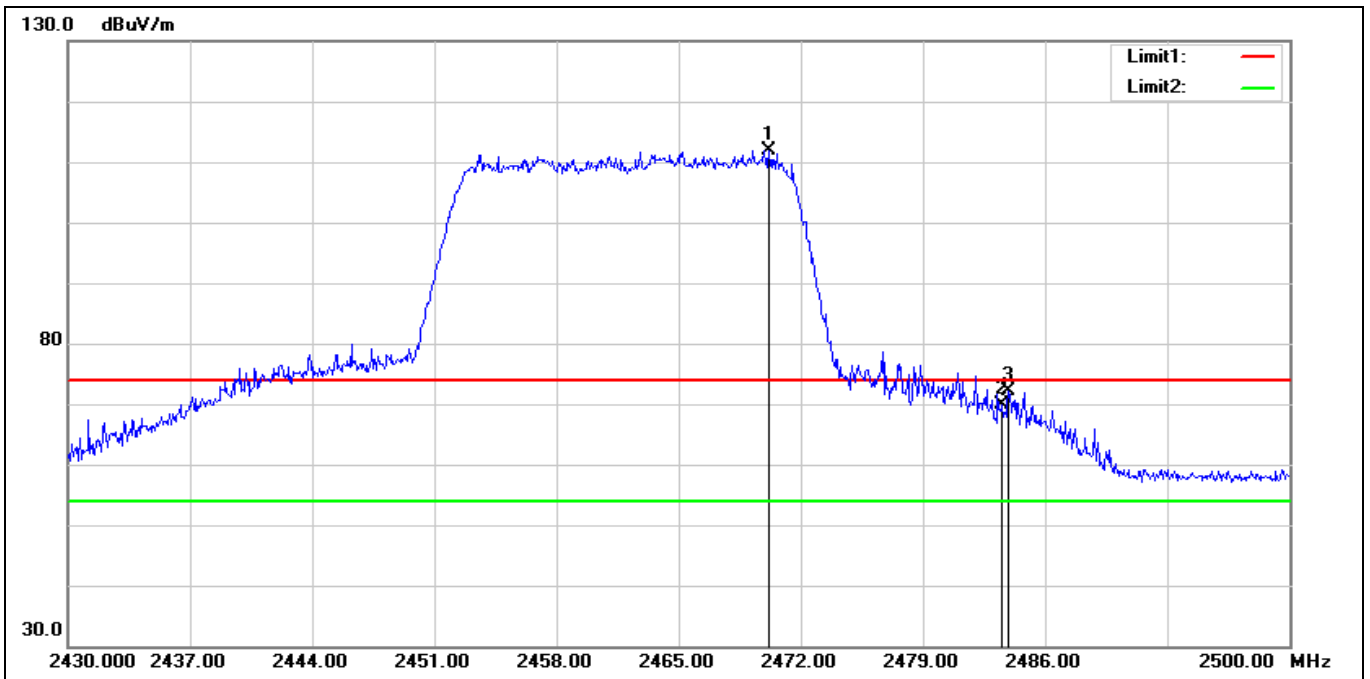
No.	Frequency (MHz)	Reading (dBuV)	Correction (dB/m)	Result (dBuV/m)	Limit (dBuV/m)	Margin (dB)	Remark
1	2338.880	66.37	-6.03	60.34	74.00	-13.66	peak
2	2390.000	65.58	-6.19	59.39	74.00	-14.61	peak
3*	2441.100	123.42	-6.35	117.07	74.00	43.07	peak
4	2483.500	68.61	-6.46	62.15	74.00	-11.85	peak
5	2484.040	70.81	-6.47	64.34	74.00	-9.66	peak

Standard:	Part 15C	Test Site:	966 Chamber
Polarization:	Vertical		
Test Mode:	802.11ax HE20 2437 MHz		
Remark:			



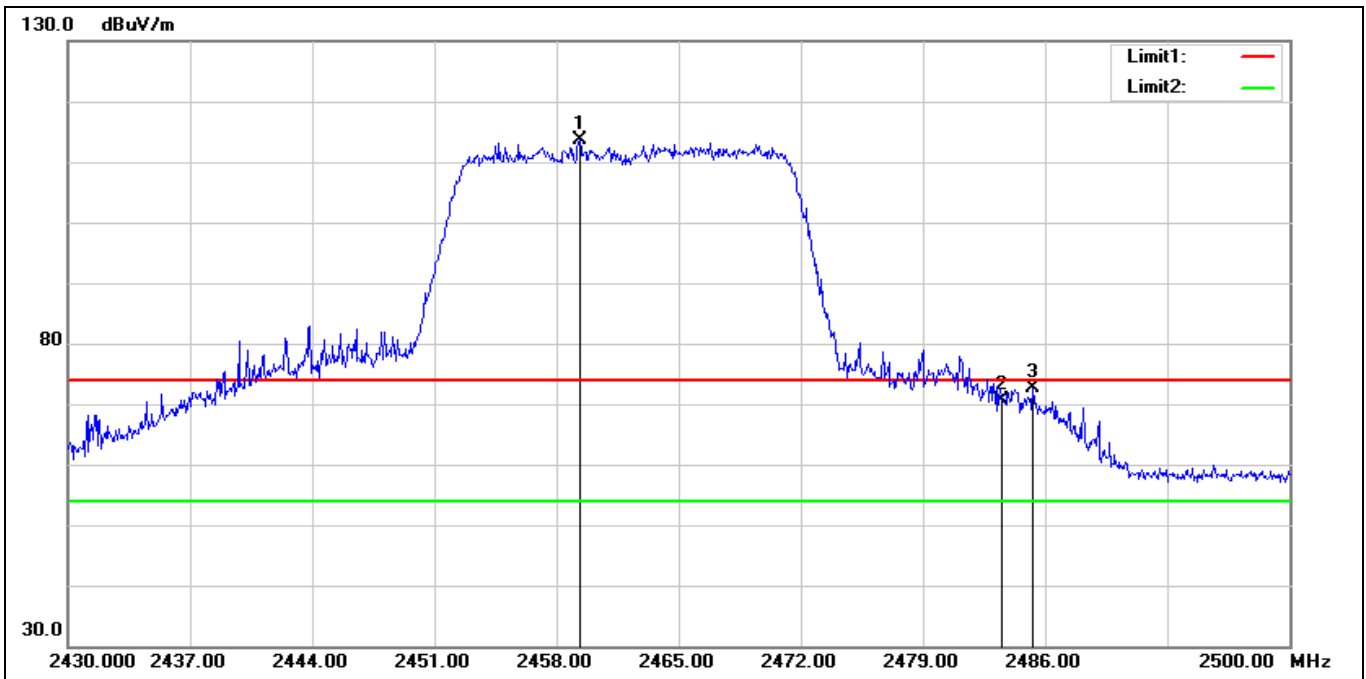
No.	Frequency (MHz)	Reading (dBuV)	Correction (dB/m)	Result (dBuV/m)	Limit (dBuV/m)	Margin (dB)	Remark
1	2384.480	66.93	-6.17	60.76	74.00	-13.24	peak
2	2390.000	65.74	-6.19	59.55	74.00	-14.45	peak
3*	2437.870	125.14	-6.34	118.80	74.00	44.80	peak
4	2483.500	69.33	-6.46	62.87	74.00	-11.13	peak
5	2484.610	73.64	-6.47	67.17	74.00	-6.83	peak

Standard:	Part 15C	Test Site:	966 Chamber
Polarization:	Horizontal		
Test Mode:	802.11ax HE20 2462 MHz		
Remark:			



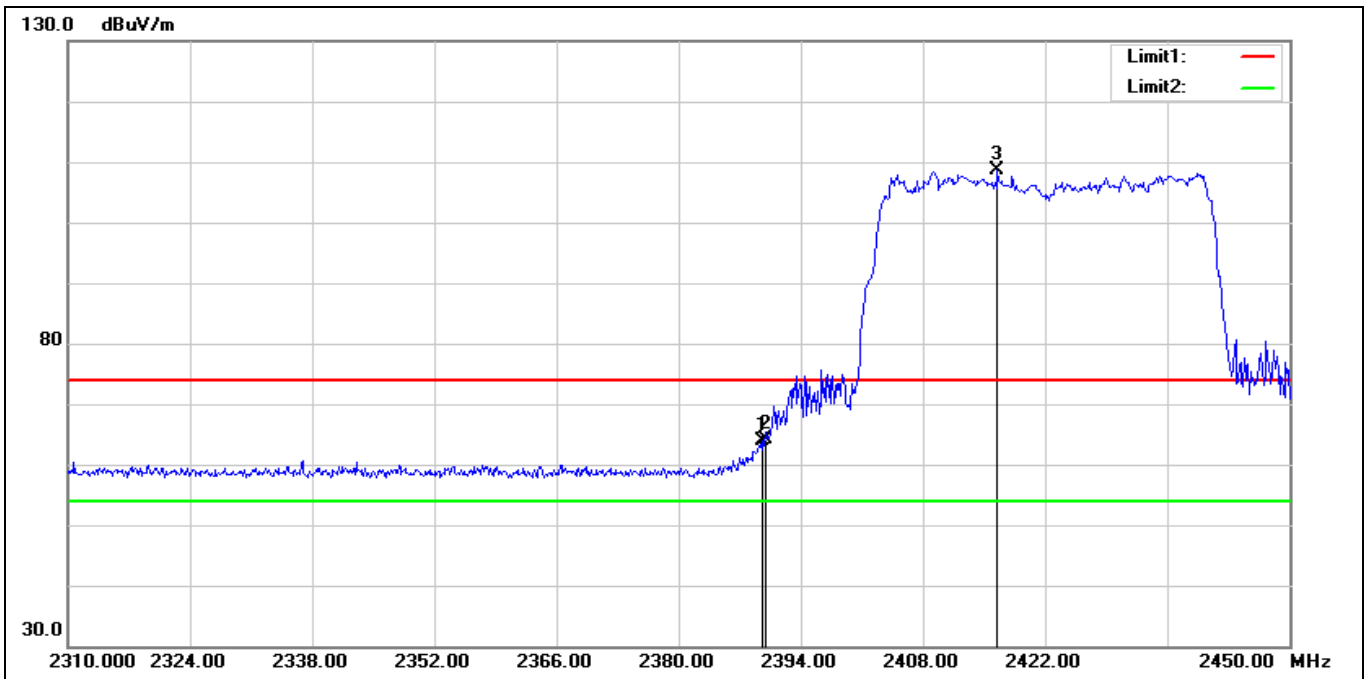
No.	Frequency (MHz)	Reading (dBuV)	Correction (dB/m)	Result (dBuV/m)	Limit (dBuV/m)	Margin (dB)	Remark
1*	2470.180	118.33	-6.43	111.90	74.00	37.90	peak
2	2483.500	76.24	-6.46	69.78	74.00	-4.22	peak
3	2483.900	78.55	-6.47	72.08	74.00	-1.92	peak

Standard:	Part 15C	Test Site:	966 Chamber
Polarization:	Vertical		
Test Mode:	802.11ax HE20 2462 MHz		
Remark:			



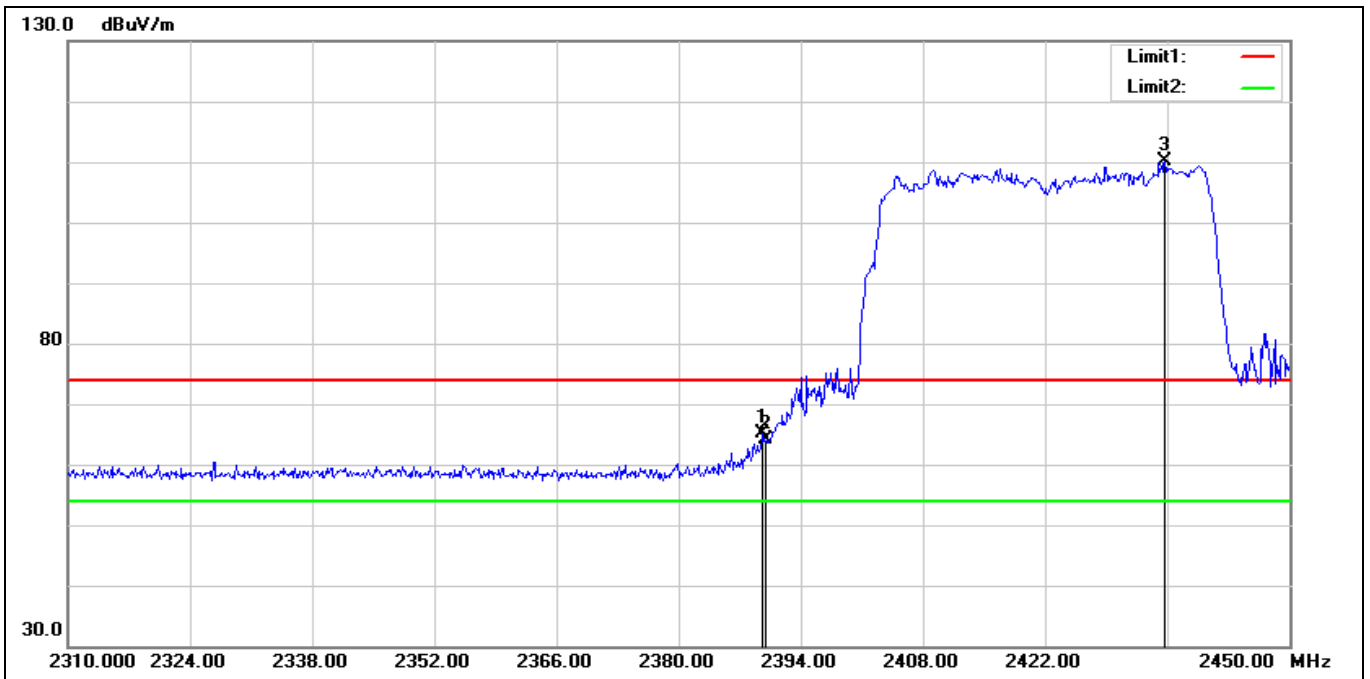
No.	Frequency (MHz)	Reading (dBuV)	Correction (dB/m)	Result (dBuV/m)	Limit (dBuV/m)	Margin (dB)	Remark
1*	2459.330	119.97	-6.40	113.57	74.00	39.57	peak
2	2483.500	77.14	-6.46	70.68	74.00	-3.32	peak
3	2485.300	79.21	-6.46	72.75	74.00	-1.25	peak

Standard:	Part 15C	Test Site:	966 Chamber
Polarization:	Horizontal		
Test Mode:	802.11ax HE40 2422 MHz		
Remark:			



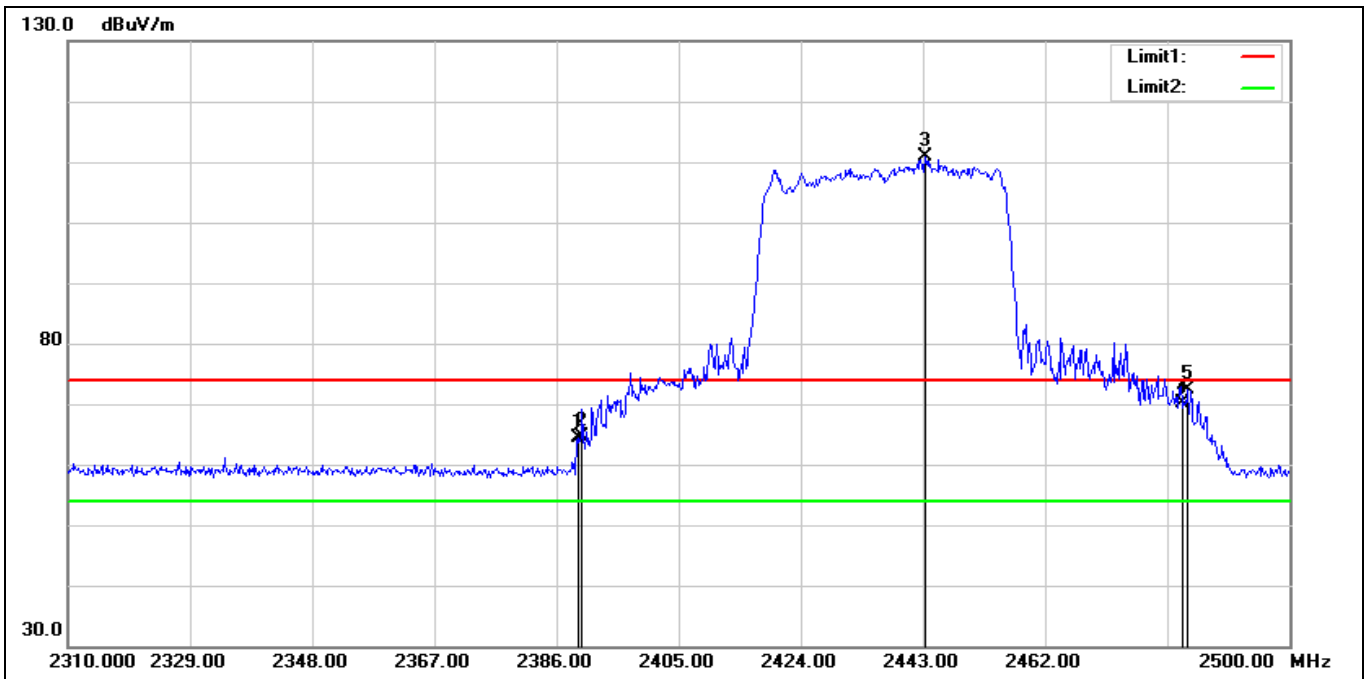
No.	Frequency (MHz)	Reading (dBuV)	Correction (dB/m)	Result (dBuV/m)	Limit (dBuV/m)	Margin (dB)	Remark
1	2389.520	70.11	-6.19	63.92	74.00	-10.08	peak
2	2390.000	70.31	-6.19	64.12	74.00	-9.88	peak
3*	2416.540	115.01	-6.28	108.73	74.00	34.73	peak

Standard:	Part 15C	Test Site:	966 Chamber
Polarization:	Vertical		
Test Mode:	802.11ax HE40 2422 MHz		
Remark:			



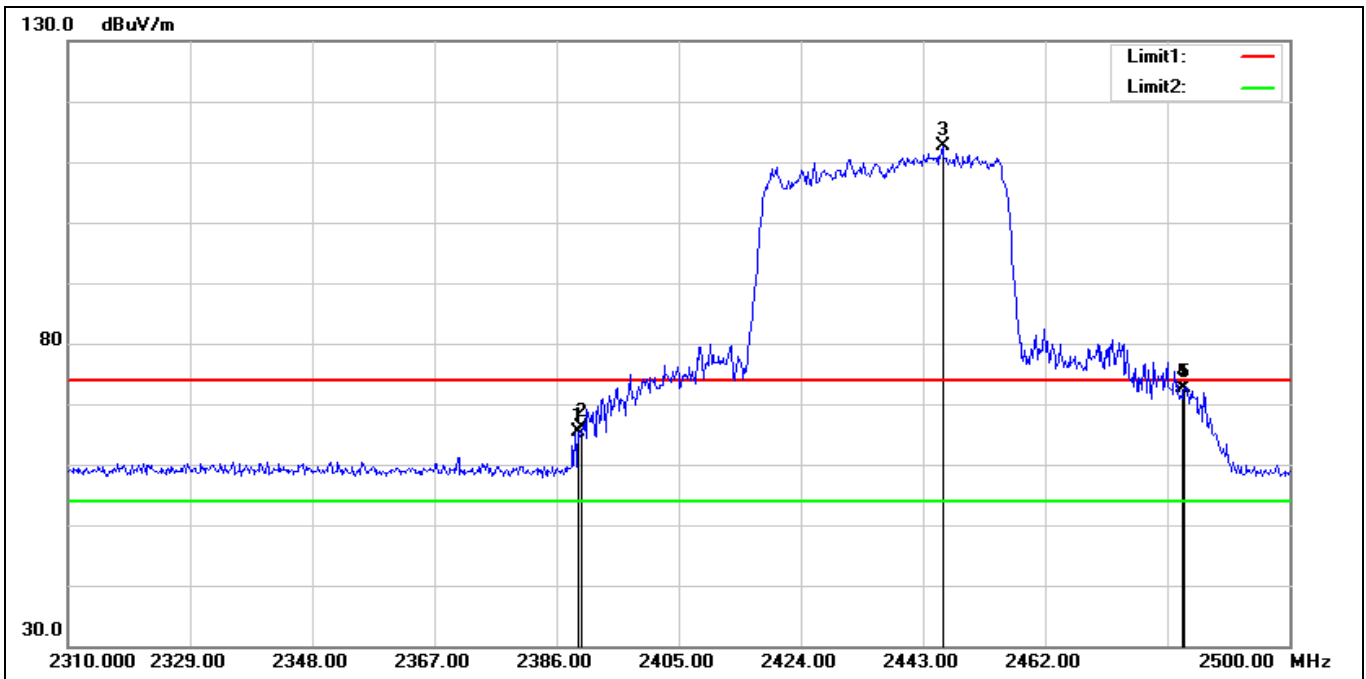
No.	Frequency (MHz)	Reading (dBuV)	Correction (dB/m)	Result (dBuV/m)	Limit (dBuV/m)	Margin (dB)	Remark
1	2389.660	71.30	-6.19	65.11	74.00	-8.89	peak
2	2390.000	70.21	-6.19	64.02	74.00	-9.98	peak
3*	2435.720	116.36	-6.33	110.03	74.00	36.03	peak

Standard:	Part 15C	Test Site:	966 Chamber
Polarization:	Horizontal		
Test Mode:	802.11ax HE40 2437 MHz		
Remark:			



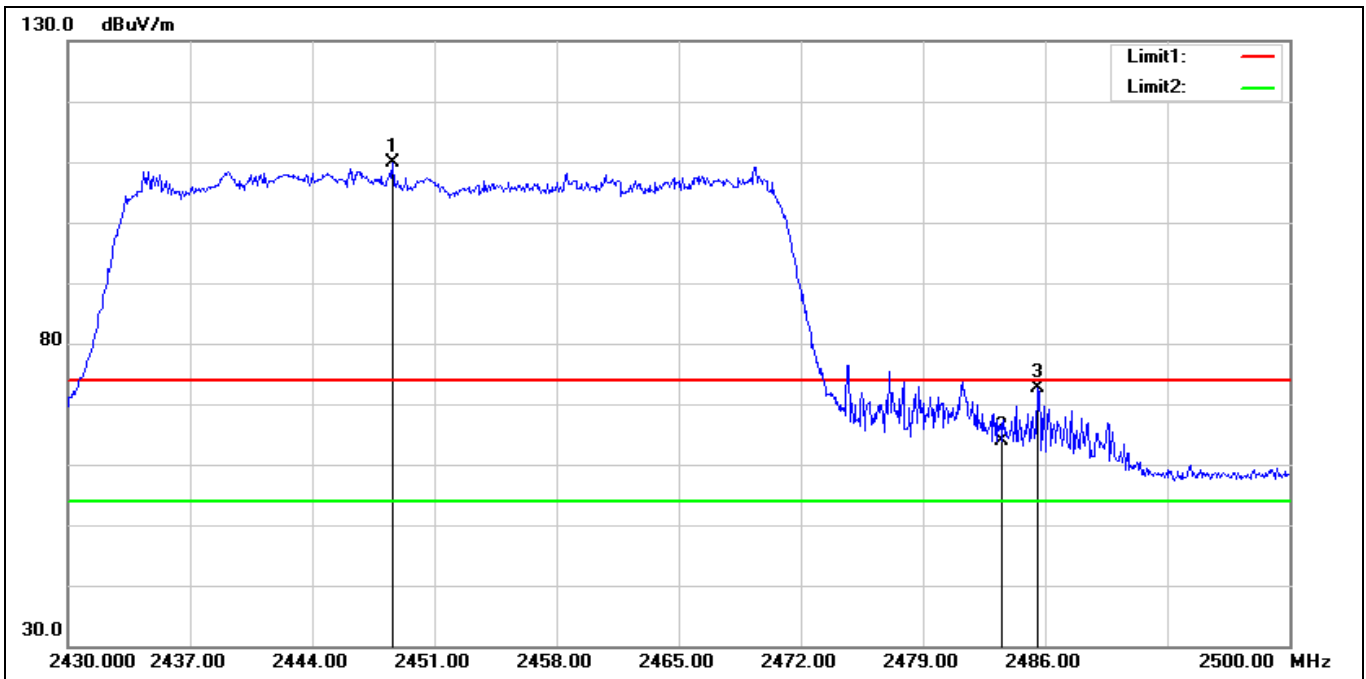
No.	Frequency (MHz)	Reading (dBuV)	Correction (dB/m)	Result (dBuV/m)	Limit (dBuV/m)	Margin (dB)	Remark
1	2389.420	70.60	-6.19	64.41	74.00	-9.59	peak
2	2390.000	70.85	-6.19	64.66	74.00	-9.34	peak
3*	2443.380	117.27	-6.35	110.92	74.00	36.92	peak
4	2483.500	76.53	-6.46	70.07	74.00	-3.93	peak
5	2484.230	78.89	-6.47	72.42	74.00	-1.58	peak

Standard:	Part 15C	Test Site:	966 Chamber
Polarization:	Vertical		
Test Mode:	802.11ax HE40 2437 MHz		
Remark:			



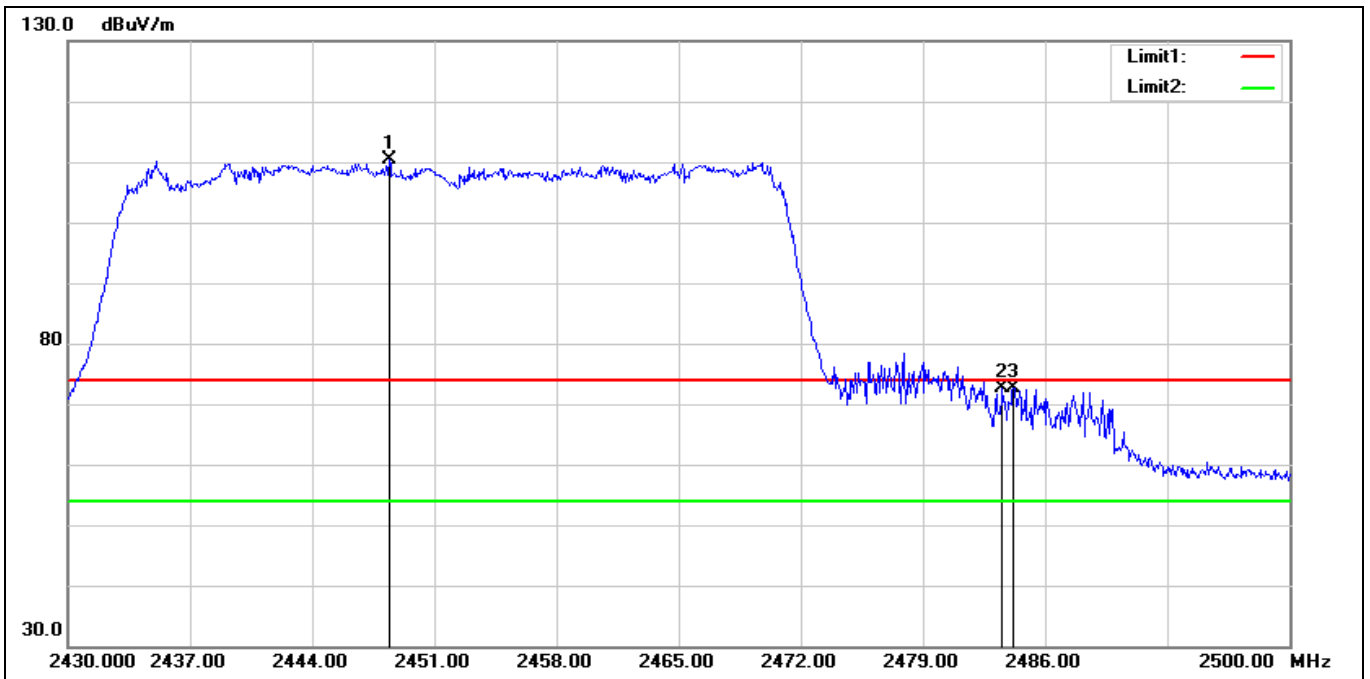
No.	Frequency (MHz)	Reading (dBuV)	Correction (dB/m)	Result (dBuV/m)	Limit (dBuV/m)	Margin (dB)	Remark
1	2389.420	71.47	-6.19	65.28	74.00	-8.72	peak
2	2390.000	72.22	-6.19	66.03	74.00	-7.97	peak
3*	2446.040	118.93	-6.35	112.58	74.00	38.58	peak
4	2483.500	79.17	-6.46	72.71	74.00	-1.29	peak
5	2483.660	79.17	-6.46	72.71	74.00	-1.29	peak

Standard:	Part 15C	Test Site:	966 Chamber
Polarization:	Horizontal		
Test Mode:	802.11ax HE40 2452 MHz		
Remark:			



No.	Frequency (MHz)	Reading (dBuV)	Correction (dB/m)	Result (dBuV/m)	Limit (dBuV/m)	Margin (dB)	Remark
1*	2448.620	116.16	-6.36	109.80	74.00	35.80	peak
2	2483.500	70.31	-6.46	63.85	74.00	-10.15	peak
3	2485.580	79.04	-6.46	72.58	74.00	-1.42	peak

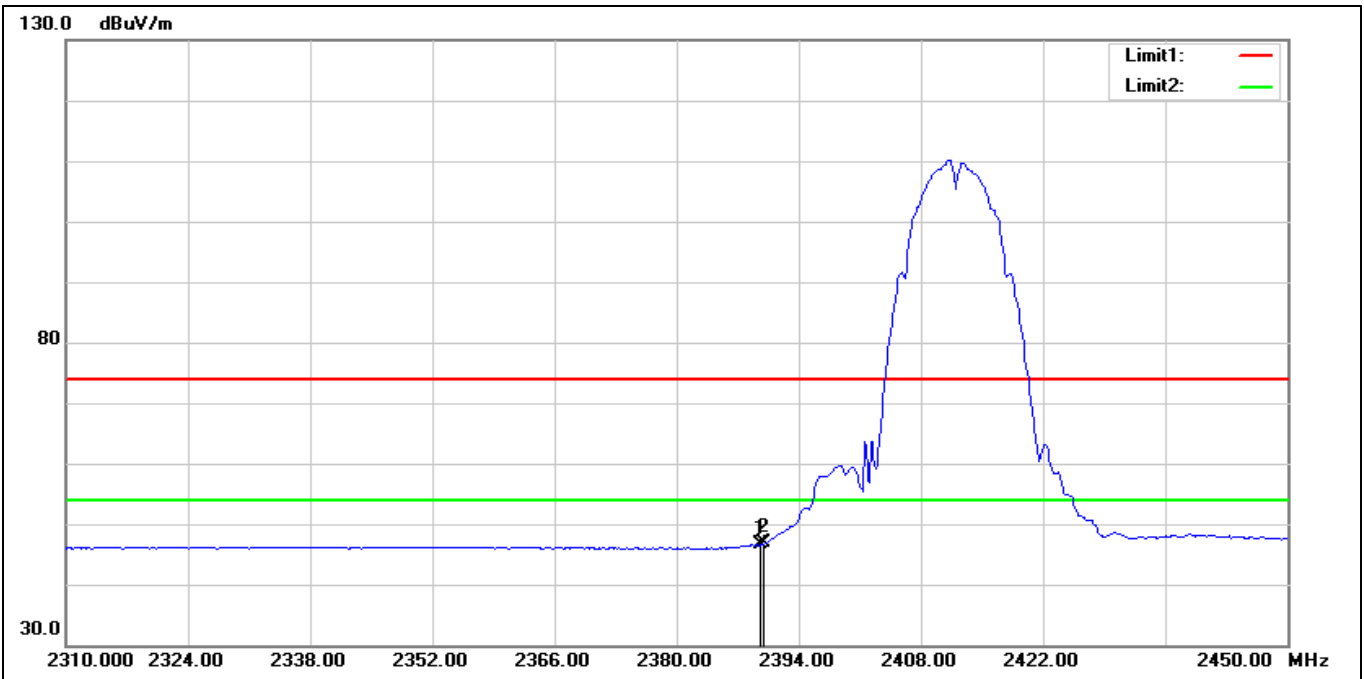
Standard:	Part 15C	Test Site:	966 Chamber
Polarization:	Vertical		
Test Mode:	802.11ax HE40 2452 MHz		
Remark:			



No.	Frequency (MHz)	Reading (dBuV)	Correction (dB/m)	Result (dBuV/m)	Limit (dBuV/m)	Margin (dB)	Remark
1*	2448.410	116.79	-6.36	110.43	74.00	36.43	peak
2	2483.500	79.19	-6.46	72.73	74.00	-1.27	peak
3	2484.180	79.15	-6.47	72.68	74.00	-1.32	peak

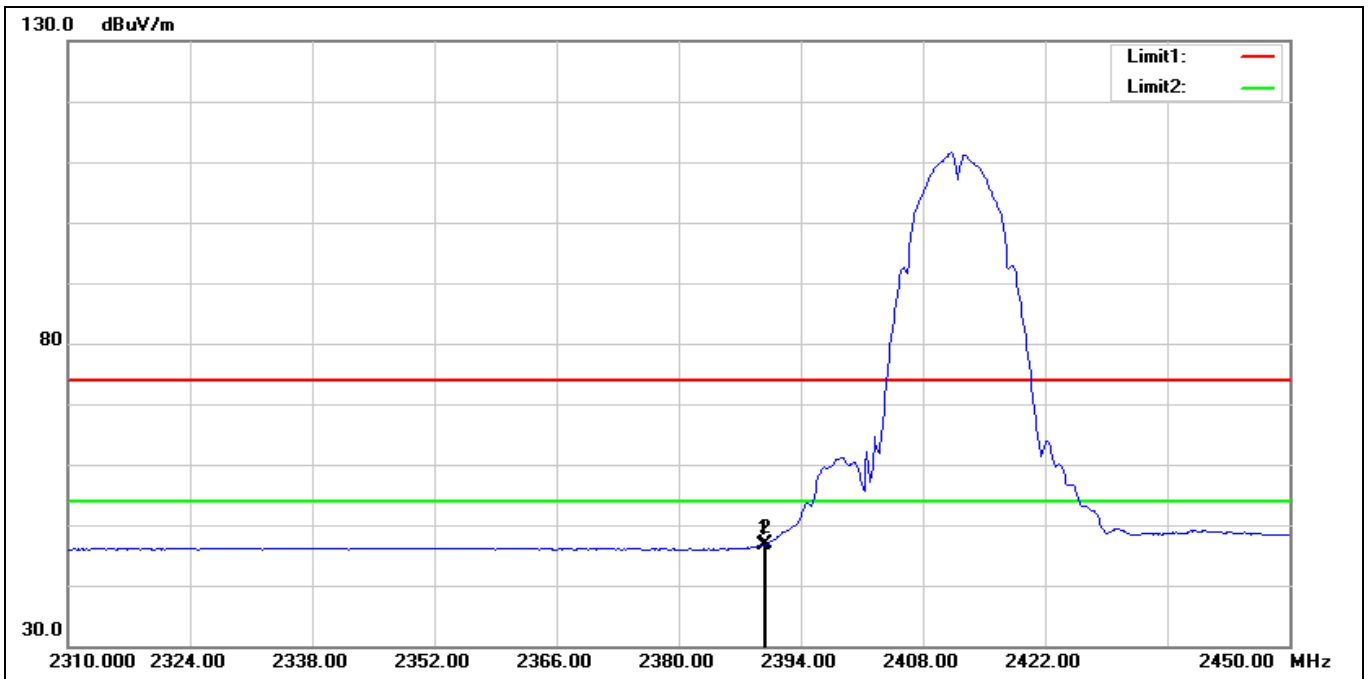
Average

Standard:	Part 15C	Test Site:	966 Chamber
Polarization:	Horizontal		
Test Mode:	802.11b 2412 MHz		
Remark:			



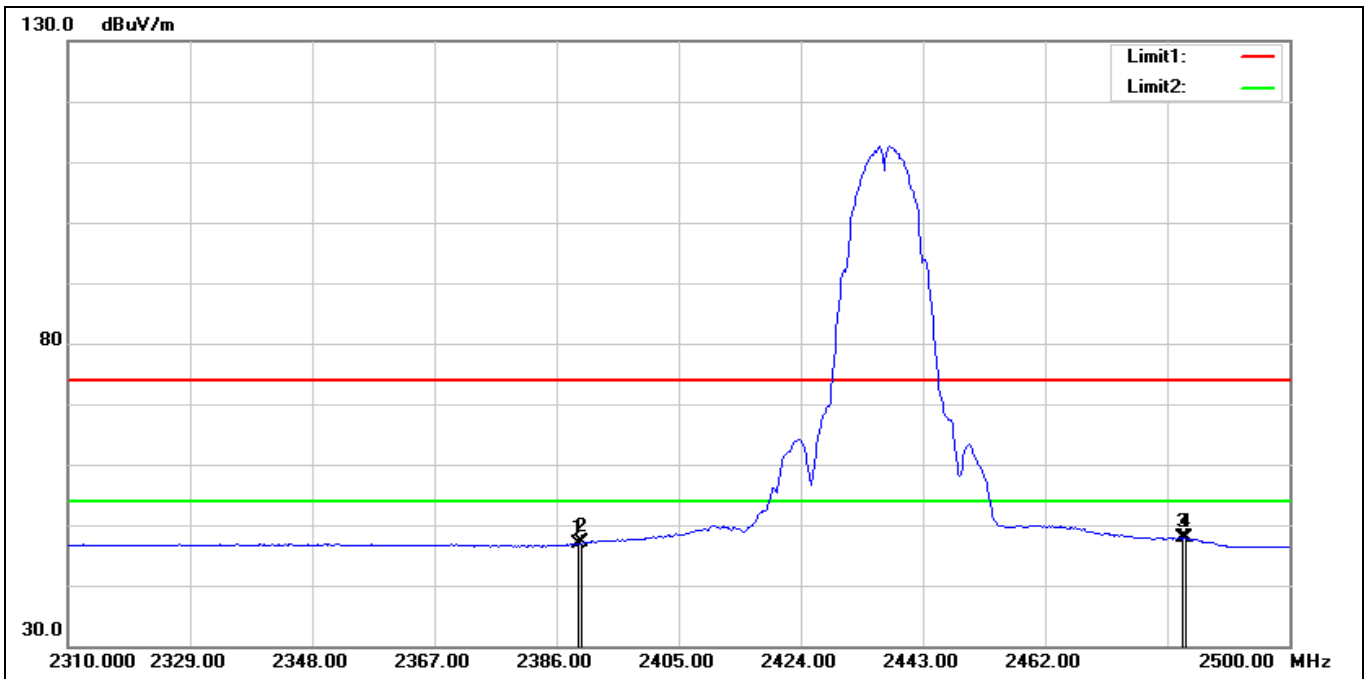
No.	Frequency (MHz)	Reading (dBuV)	Correction (dB/m)	Result (dBuV/m)	Limit (dBuV/m)	Margin (dB)	Remark
1	2389.660	52.84	-6.19	46.65	54.00	-7.35	AVG
2*	2390.000	52.95	-6.19	46.76	54.00	-7.24	AVG

Standard:	Part 15C	Test Site:	966 Chamber
Polarization:	Vertical		
Test Mode:	802.11b 2412 MHz		
Remark:			



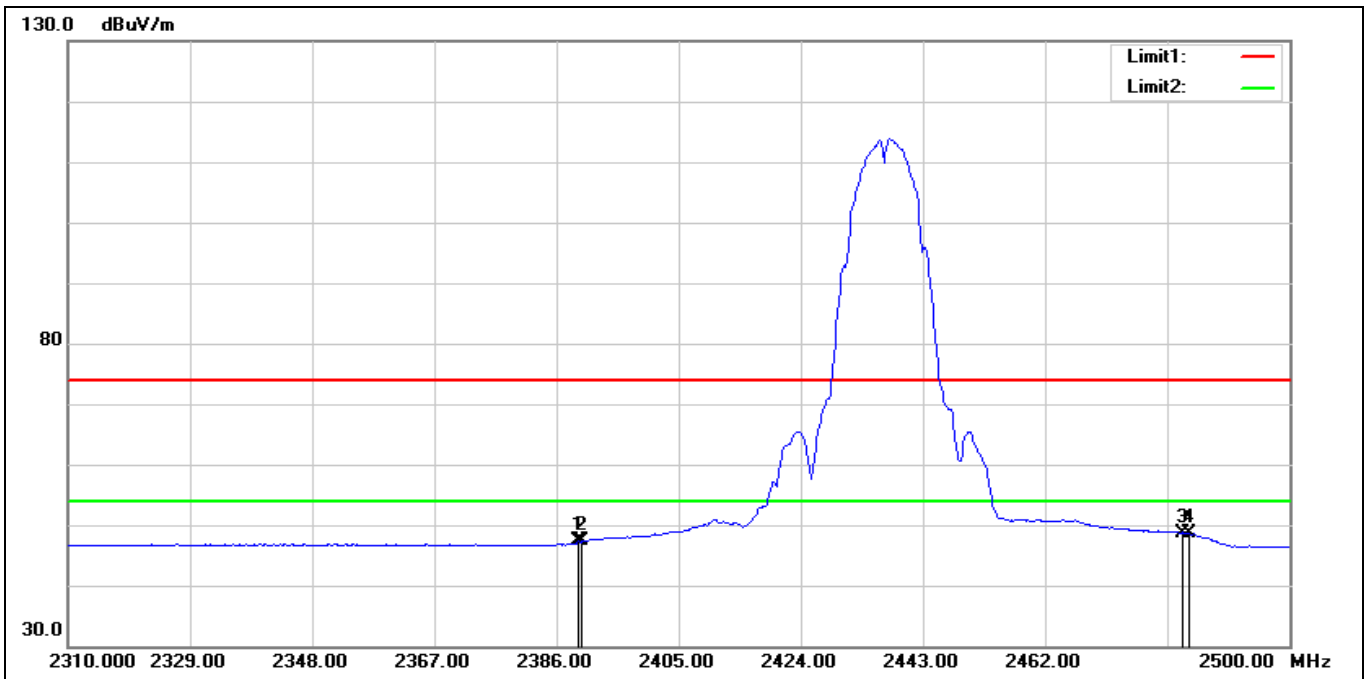
No.	Frequency (MHz)	Reading (dBuV)	Correction (dB/m)	Result (dBuV/m)	Limit (dBuV/m)	Margin (dB)	Remark
1	2389.800	52.94	-6.19	46.75	54.00	-7.25	AVG
2*	2390.000	53.03	-6.19	46.84	54.00	-7.16	AVG

Standard:	Part 15C	Test Site:	966 Chamber
Polarization:	Horizontal		
Test Mode:	802.11b 2437 MHz		
Remark:			



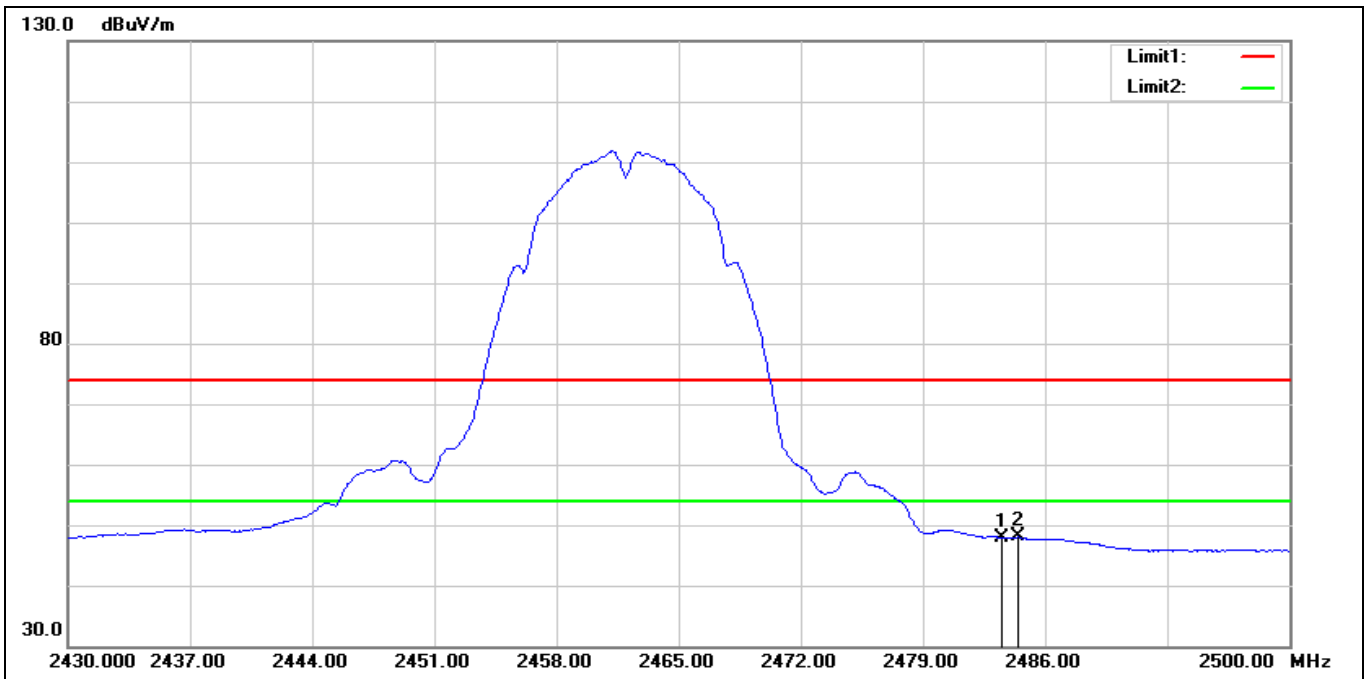
No.	Frequency (MHz)	Reading (dBuV)	Correction (dB/m)	Result (dBuV/m)	Limit (dBuV/m)	Margin (dB)	Remark
1	2389.420	53.09	-6.19	46.90	54.00	-7.10	AVG
2	2390.000	53.22	-6.19	47.03	54.00	-6.97	AVG
3	2483.500	54.27	-6.46	47.81	54.00	-6.19	AVG
4*	2483.850	54.30	-6.47	47.83	54.00	-6.17	AVG

Standard:	Part 15C	Test Site:	966 Chamber
Polarization:	Vertical		
Test Mode:	802.11b 2437 MHz		
Remark:			



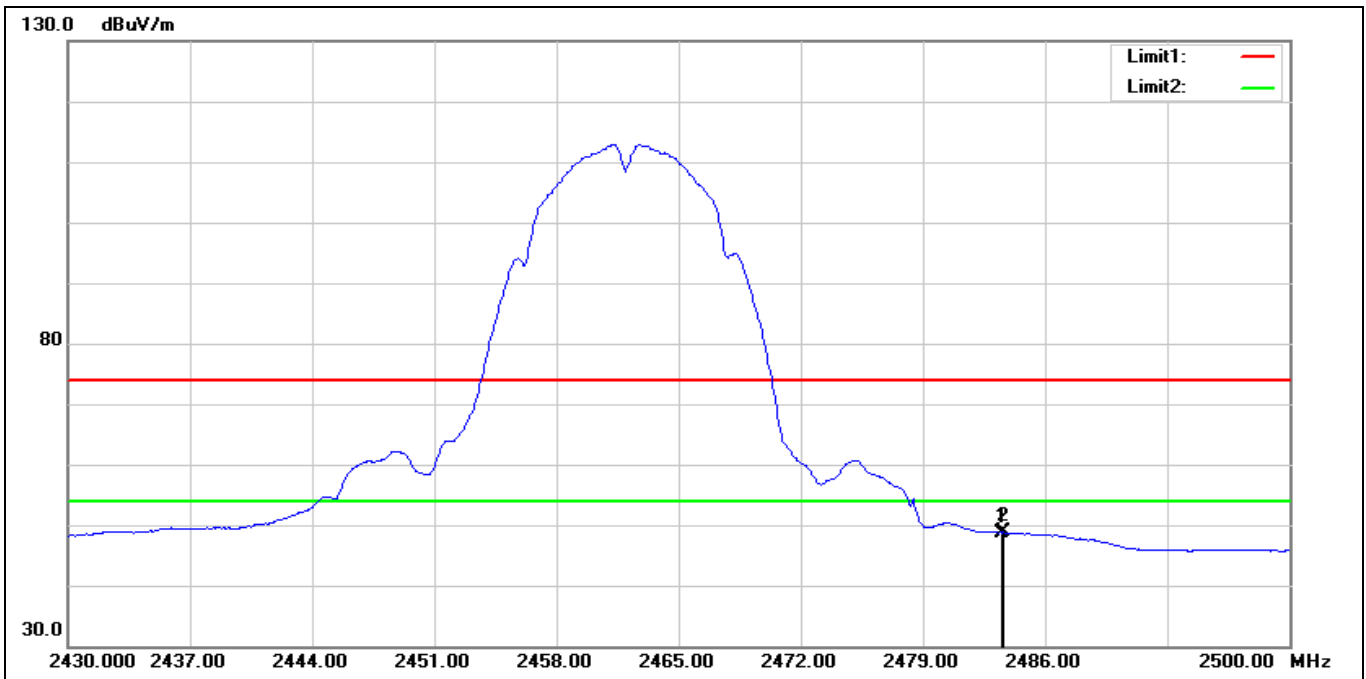
No.	Frequency (MHz)	Reading (dBuV)	Correction (dB/m)	Result (dBuV/m)	Limit (dBuV/m)	Margin (dB)	Remark
1	2389.420	53.45	-6.19	47.26	54.00	-6.74	AVG
2	2390.000	53.67	-6.19	47.48	54.00	-6.52	AVG
3*	2483.500	55.16	-6.46	48.70	54.00	-5.30	AVG
4	2484.420	55.11	-6.47	48.64	54.00	-5.36	AVG

Standard:	Part 15C	Test Site:	966 Chamber
Polarization:	Horizontal		
Test Mode:	802.11b 2462 MHz		
Remark:			



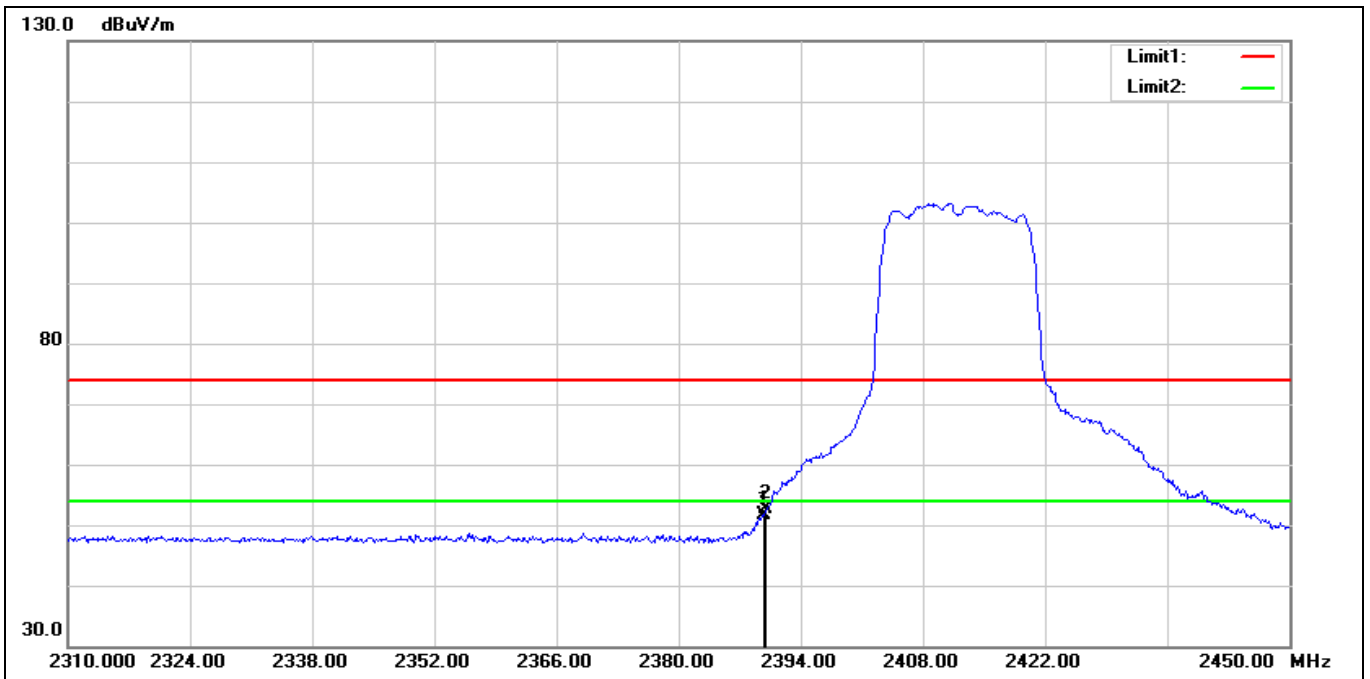
No.	Frequency (MHz)	Reading (dBuV)	Correction (dB/m)	Result (dBuV/m)	Limit (dBuV/m)	Margin (dB)	Remark
1	2483.500	54.34	-6.46	47.88	54.00	-6.12	AVG
2*	2484.460	54.48	-6.47	48.01	54.00	-5.99	AVG

Standard:	Part 15C	Test Site:	966 Chamber
Polarization:	Vertical		
Test Mode:	802.11b 2462 MHz		
Remark:			



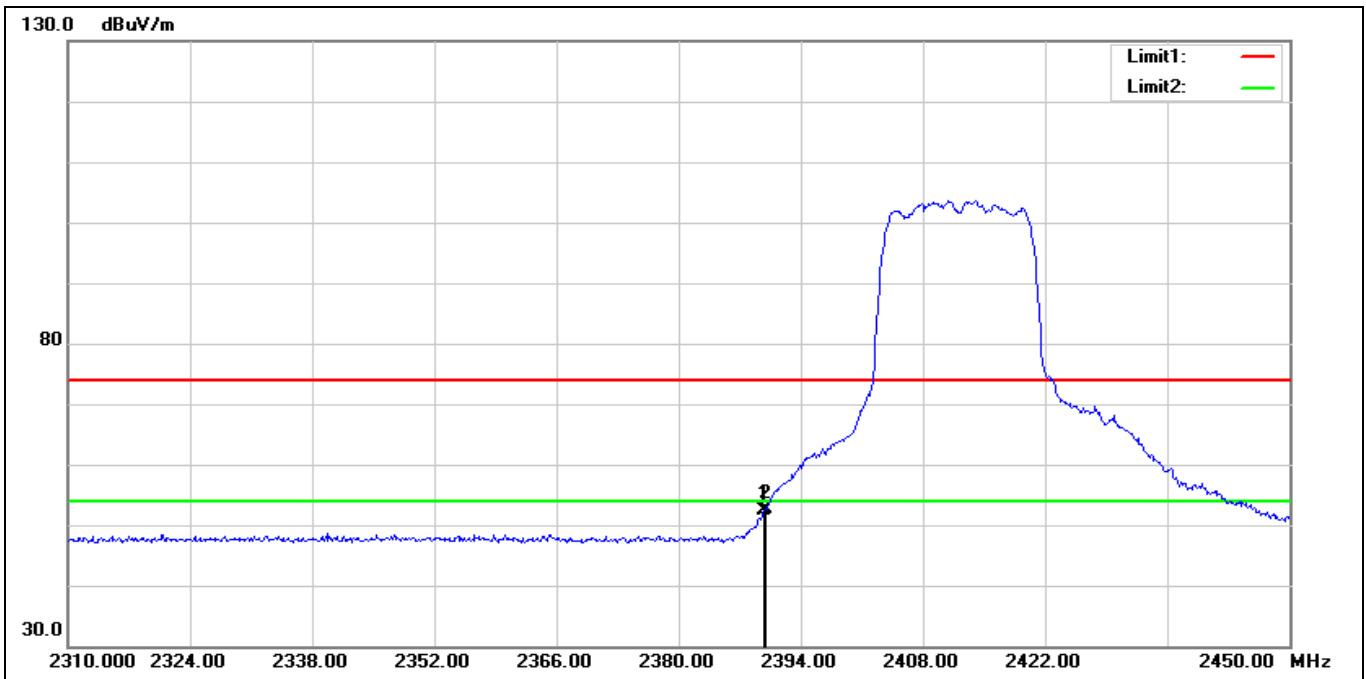
No.	Frequency (MHz)	Reading (dBuV)	Correction (dB/m)	Result (dBuV/m)	Limit (dBuV/m)	Margin (dB)	Remark
1	2483.500	55.21	-6.46	48.75	54.00	-5.25	AVG
2*	2483.620	55.22	-6.46	48.76	54.00	-5.24	AVG

Standard:	Part 15C	Test Site:	966 Chamber
Polarization:	Horizontal		
Test Mode:	802.11g 2412 MHz		
Remark:			



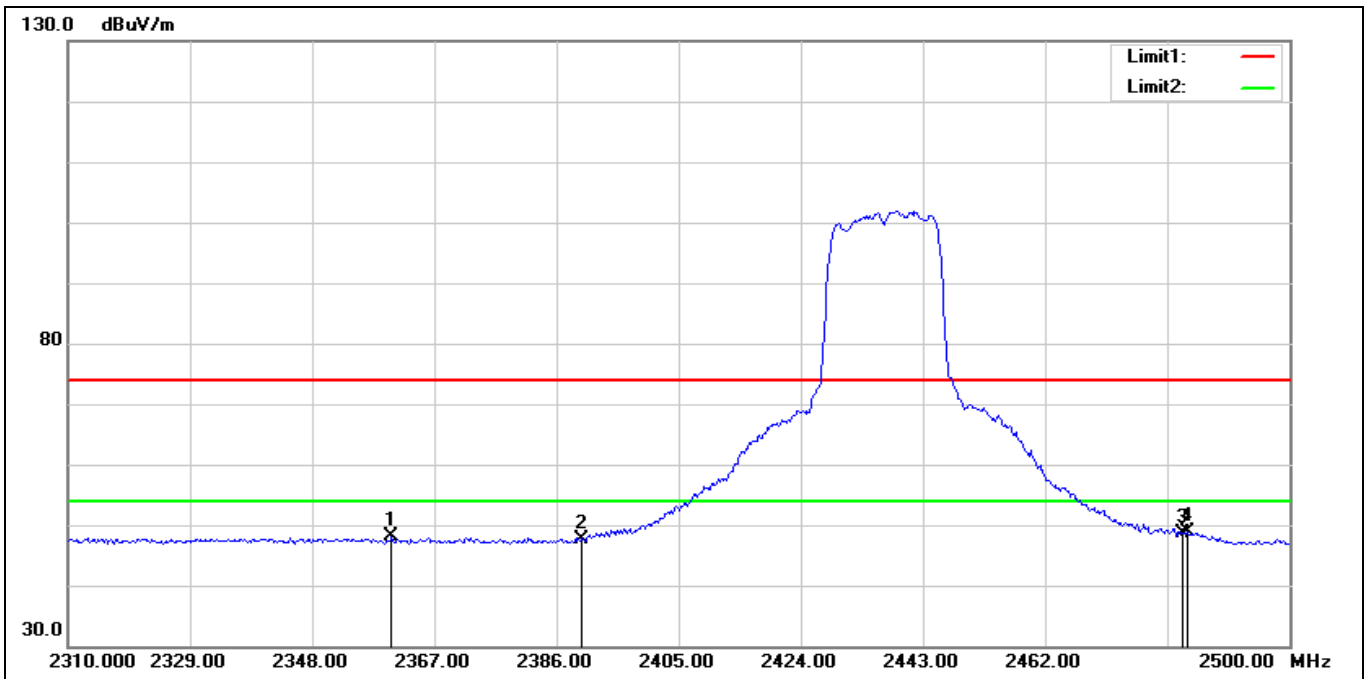
No.	Frequency (MHz)	Reading (dBuV)	Correction (dB/m)	Result (dBuV/m)	Limit (dBuV/m)	Margin (dB)	Remark
1	2389.800	57.86	-6.19	51.67	54.00	-2.33	AVG
2*	2390.000	58.74	-6.19	52.55	54.00	-1.45	AVG

Standard:	Part 15C	Test Site:	966 Chamber
Polarization:	Vertical		
Test Mode:	802.11g 2412 MHz		
Remark:			



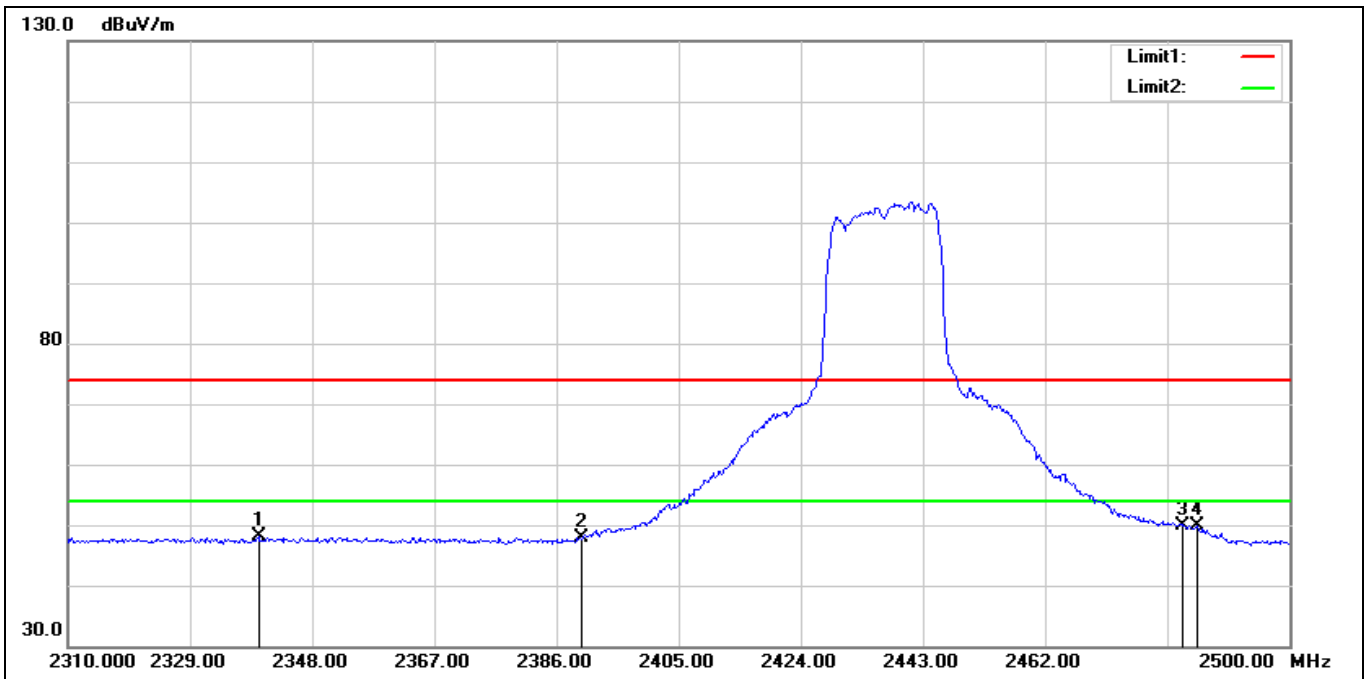
No.	Frequency (MHz)	Reading (dBuV)	Correction (dB/m)	Result (dBuV/m)	Limit (dBuV/m)	Margin (dB)	Remark
1	2389.800	58.54	-6.19	52.35	54.00	-1.65	AVG
2*	2390.000	58.75	-6.19	52.56	54.00	-1.44	AVG

Standard:	Part 15C	Test Site:	966 Chamber
Polarization:	Horizontal		
Test Mode:	802.11g 2437 MHz		
Remark:			



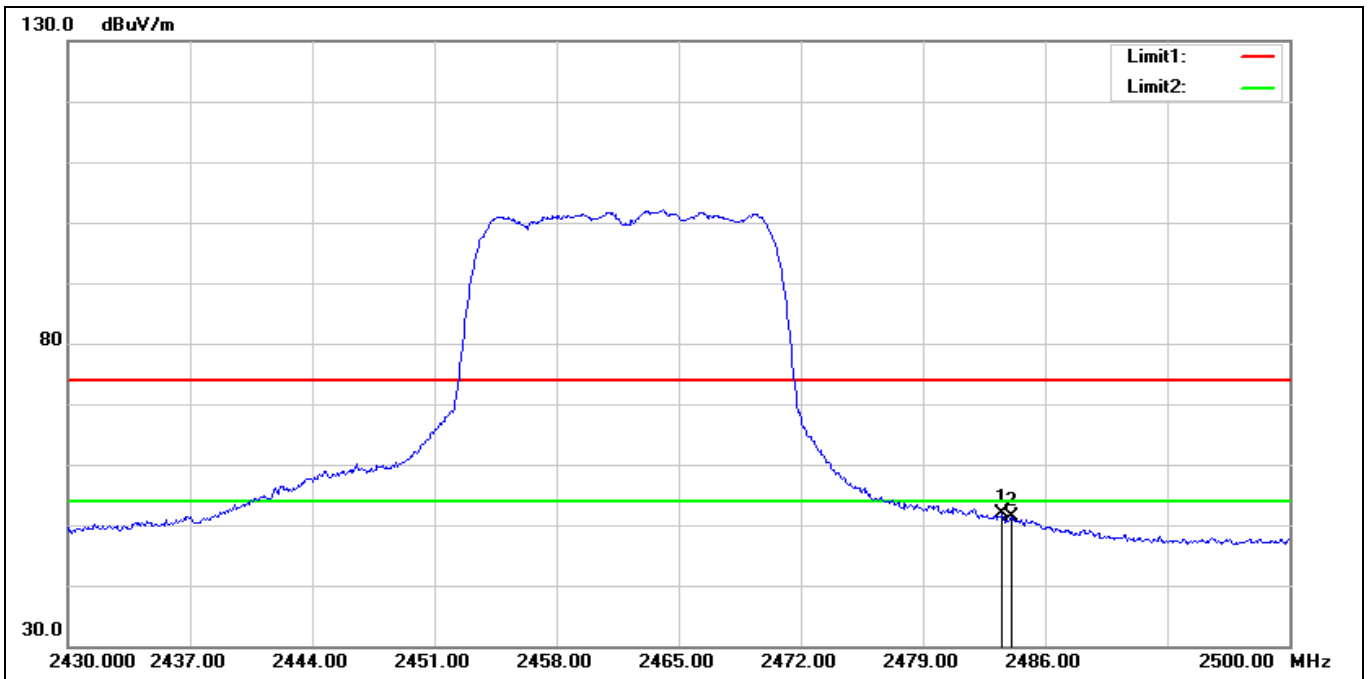
No.	Frequency (MHz)	Reading (dBuV)	Correction (dB/m)	Result (dBuV/m)	Limit (dBuV/m)	Margin (dB)	Remark
1	2360.350	54.13	-6.05	48.08	54.00	-5.92	AVG
2	2390.000	53.77	-6.19	47.58	54.00	-6.42	AVG
3	2483.500	55.14	-6.46	48.68	54.00	-5.32	AVG
4*	2484.230	55.27	-6.47	48.80	54.00	-5.20	AVG

Standard:	Part 15C	Test Site:	966 Chamber
Polarization:	Vertical		
Test Mode:	802.11g 2437 MHz		
Remark:			



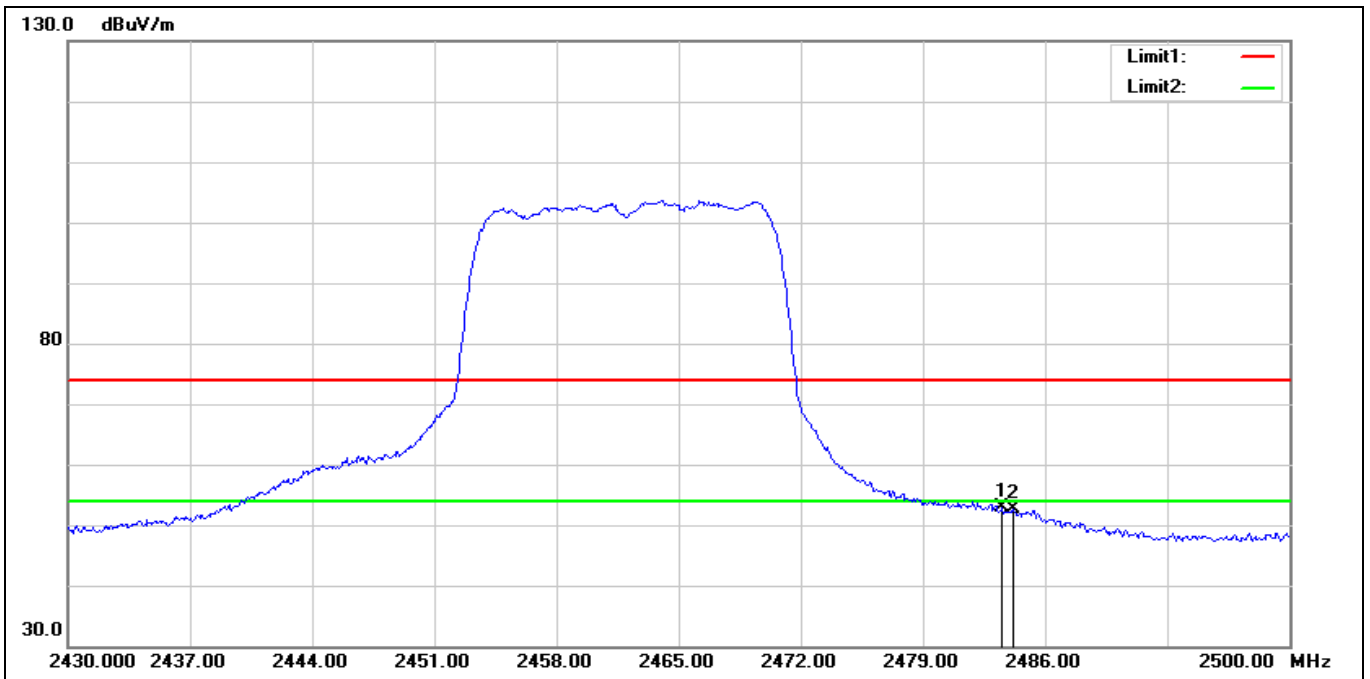
No.	Frequency (MHz)	Reading (dBuV)	Correction (dB/m)	Result (dBuV/m)	Limit (dBuV/m)	Margin (dB)	Remark
1	2339.640	54.04	-6.03	48.01	54.00	-5.99	AVG
2	2390.000	54.18	-6.19	47.99	54.00	-6.01	AVG
3	2483.500	56.26	-6.46	49.80	54.00	-4.20	AVG
4*	2485.750	56.44	-6.46	49.98	54.00	-4.02	AVG

Standard:	Part 15C	Test Site:	966 Chamber
Polarization:	Horizontal		
Test Mode:	802.11g 2462 MHz		
Remark:			



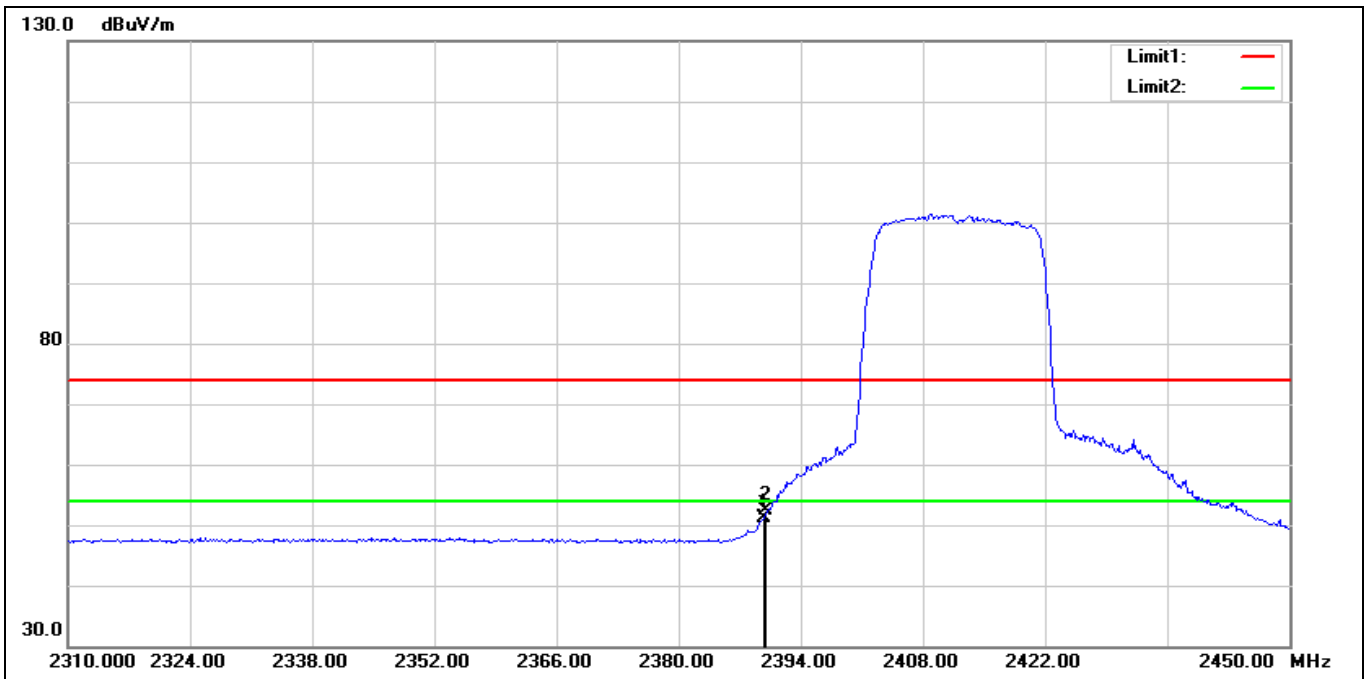
No.	Frequency (MHz)	Reading (dBuV)	Correction (dB/m)	Result (dBuV/m)	Limit (dBuV/m)	Margin (dB)	Remark
1*	2483.500	58.22	-6.46	51.76	54.00	-2.24	AVG
2	2484.040	57.96	-6.47	51.49	54.00	-2.51	AVG

Standard:	Part 15C	Test Site:	966 Chamber
Polarization:	Vertical		
Test Mode:	802.11g 2462 MHz		
Remark:			



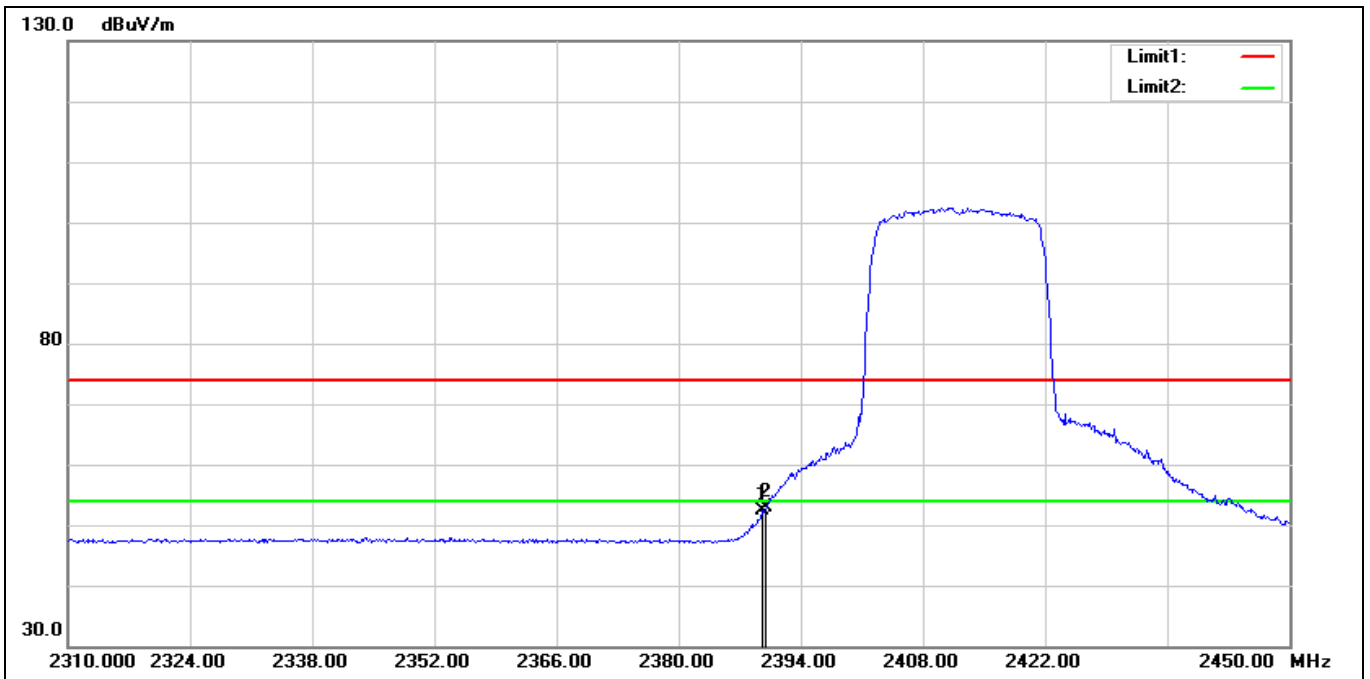
No.	Frequency (MHz)	Reading (dBuV)	Correction (dB/m)	Result (dBuV/m)	Limit (dBuV/m)	Margin (dB)	Remark
1*	2483.500	59.24	-6.46	52.78	54.00	-1.22	AVG
2	2484.180	59.01	-6.47	52.54	54.00	-1.46	AVG

Standard:	Part 15C	Test Site:	966 Chamber
Polarization:	Horizontal		
Test Mode:	802.11ax HE20 2412 MHz		
Remark:			



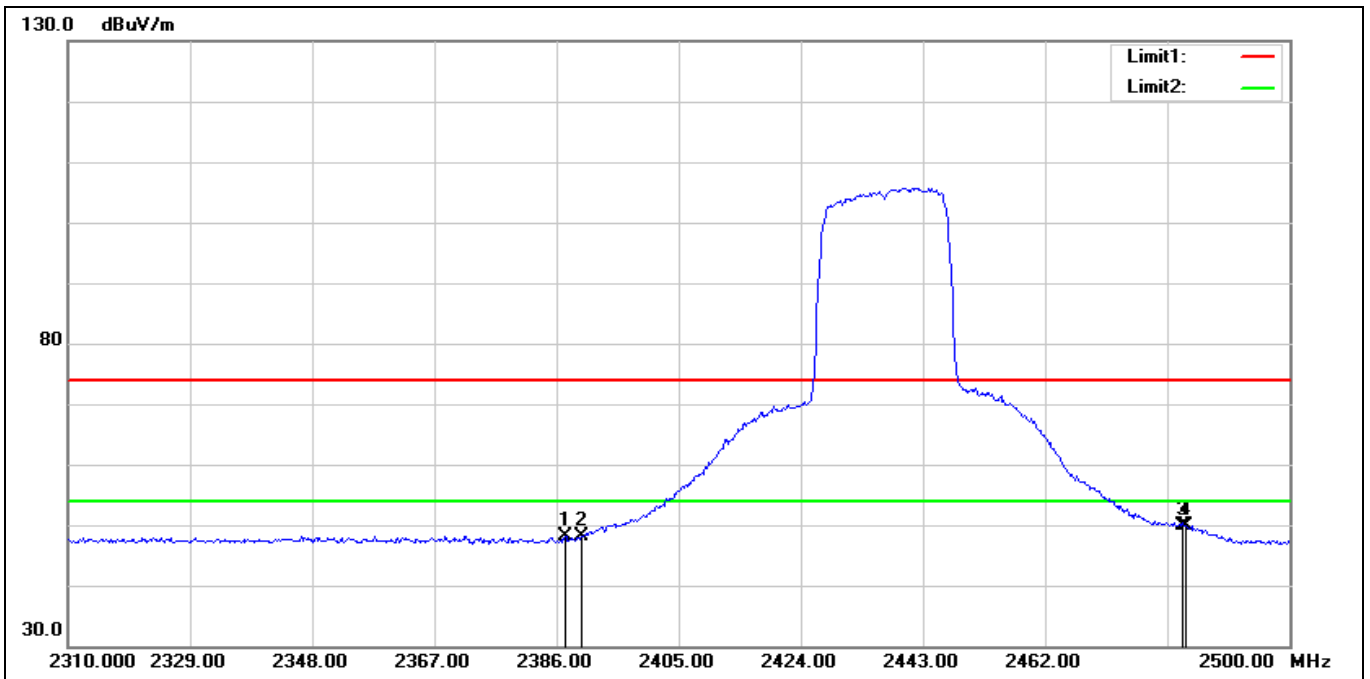
No.	Frequency (MHz)	Reading (dBuV)	Correction (dB/m)	Result (dBuV/m)	Limit (dBuV/m)	Margin (dB)	Remark
1	2389.800	57.25	-6.19	51.06	54.00	-2.94	AVG
2*	2390.000	58.51	-6.19	52.32	54.00	-1.68	AVG

Standard:	Part 15C	Test Site:	966 Chamber
Polarization:	Vertical		
Test Mode:	802.11ax HE20 2412 MHz		
Remark:			



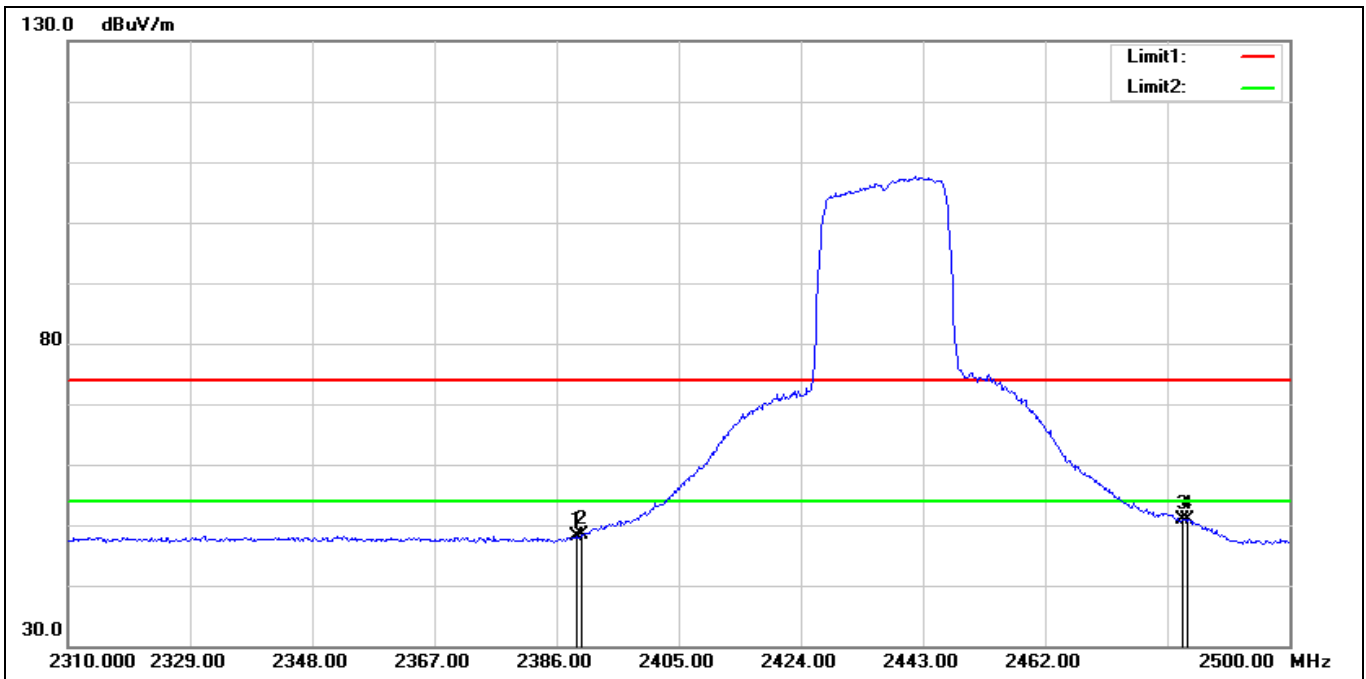
No.	Frequency (MHz)	Reading (dBuV)	Correction (dB/m)	Result (dBuV/m)	Limit (dBuV/m)	Margin (dB)	Remark
1	2389.520	58.45	-6.19	52.26	54.00	-1.74	AVG
2*	2390.000	59.14	-6.19	52.95	54.00	-1.05	AVG

Standard:	Part 15C	Test Site:	966 Chamber
Polarization:	Horizontal		
Test Mode:	802.11ax HE20 2437 MHz		
Remark:			



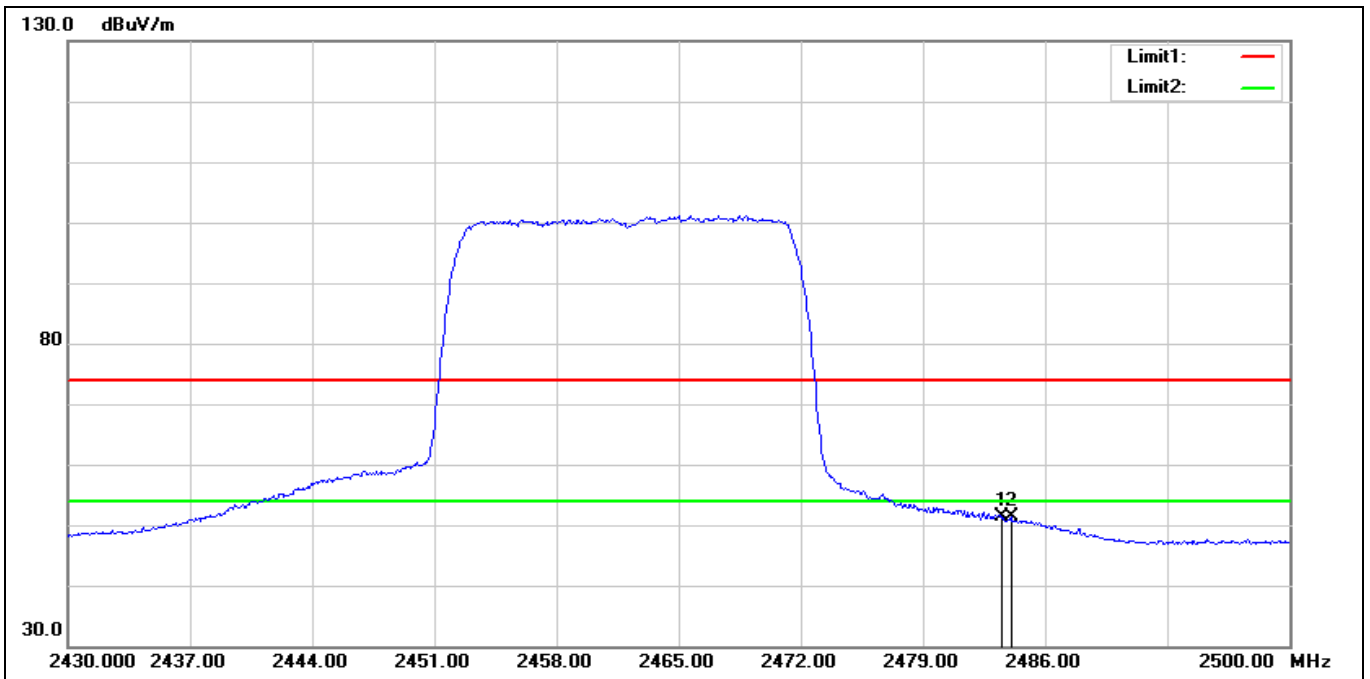
No.	Frequency (MHz)	Reading (dBuV)	Correction (dB/m)	Result (dBuV/m)	Limit (dBuV/m)	Margin (dB)	Remark
1	2387.330	54.38	-6.17	48.21	54.00	-5.79	AVG
2	2390.000	54.25	-6.19	48.06	54.00	-5.94	AVG
3	2483.500	56.32	-6.46	49.86	54.00	-4.14	AVG
4*	2483.850	56.43	-6.47	49.96	54.00	-4.04	AVG

Standard:	Part 15C	Test Site:	966 Chamber
Polarization:	Vertical		
Test Mode:	802.11ax HE20 2437 MHz		
Remark:			



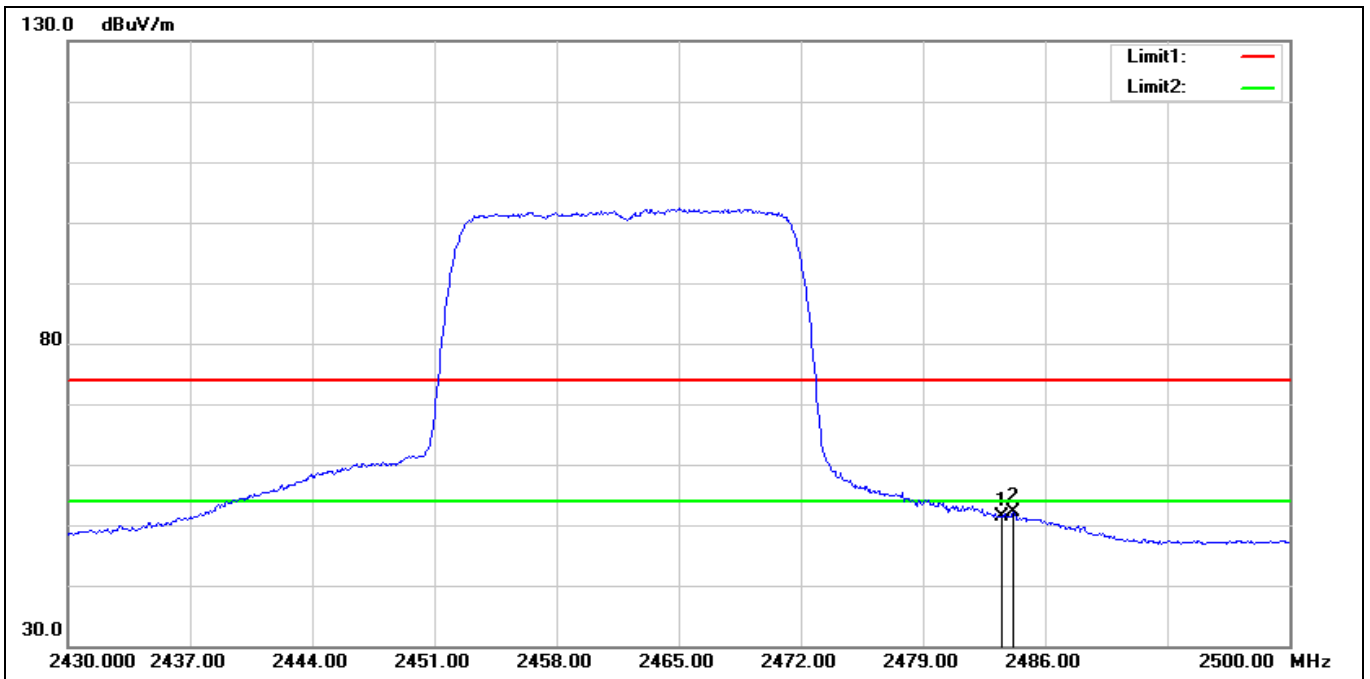
No.	Frequency (MHz)	Reading (dBuV)	Correction (dB/m)	Result (dBuV/m)	Limit (dBuV/m)	Margin (dB)	Remark
1	2389.040	54.27	-6.18	48.09	54.00	-5.91	AVG
2	2390.000	54.53	-6.19	48.34	54.00	-5.66	AVG
3	2483.500	57.33	-6.46	50.87	54.00	-3.13	AVG
4*	2484.230	57.46	-6.47	50.99	54.00	-3.01	AVG

Standard:	Part 15C	Test Site:	966 Chamber
Polarization:	Horizontal		
Test Mode:	802.11ax HE20 2462 MHz		
Remark:			



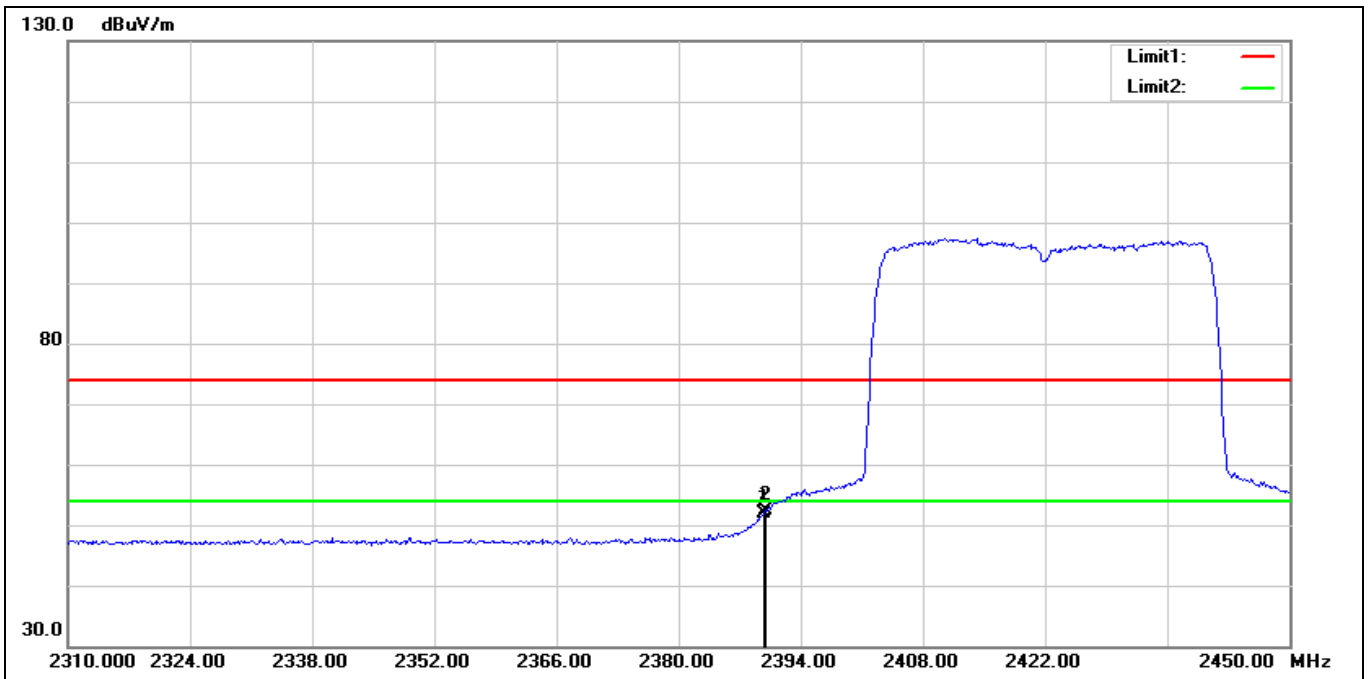
No.	Frequency (MHz)	Reading (dBuV)	Correction (dB/m)	Result (dBuV/m)	Limit (dBuV/m)	Margin (dB)	Remark
1*	2483.500	57.72	-6.46	51.26	54.00	-2.74	AVG
2	2484.040	57.73	-6.47	51.26	54.00	-2.74	AVG

Standard:	Part 15C	Test Site:	966 Chamber
Polarization:	Vertical		
Test Mode:	802.11ax HE20 2462 MHz		
Remark:			



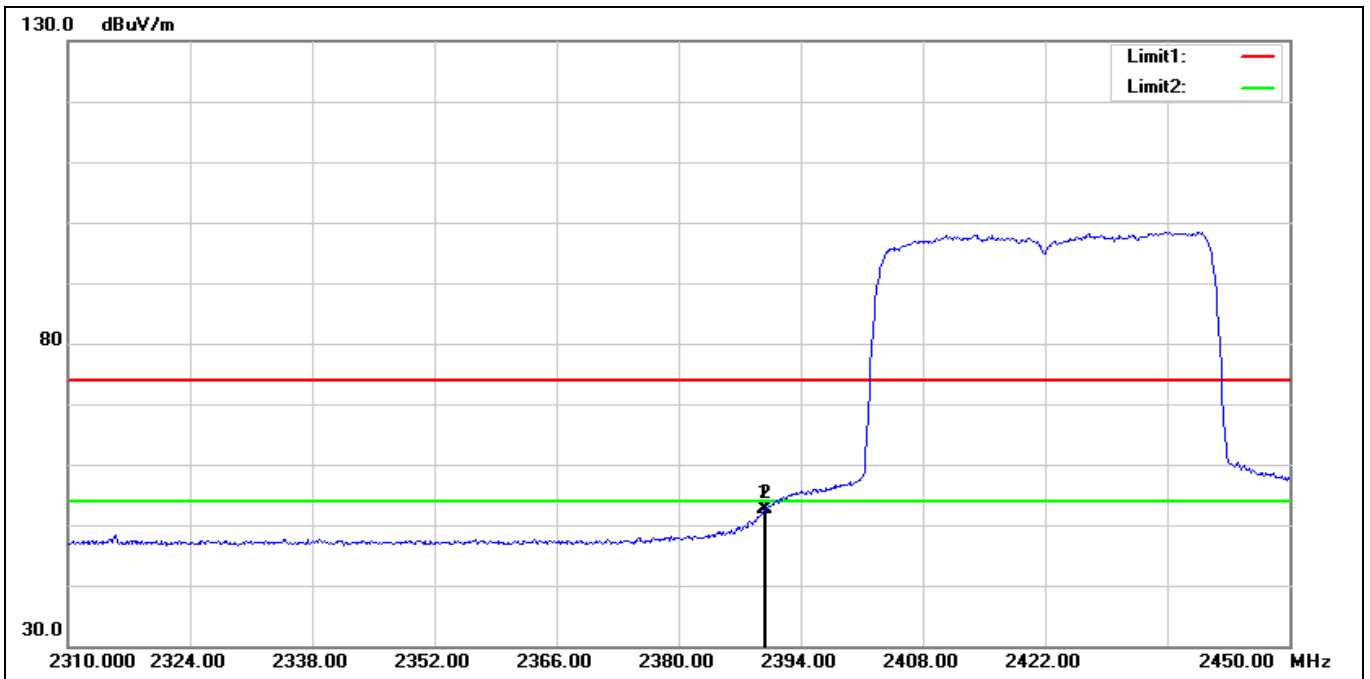
No.	Frequency (MHz)	Reading (dBuV)	Correction (dB/m)	Result (dBuV/m)	Limit (dBuV/m)	Margin (dB)	Remark
1	2483.500	57.80	-6.46	51.34	54.00	-2.66	AVG
2*	2484.180	58.56	-6.47	52.09	54.00	-1.91	AVG

Standard:	Part 15C	Test Site:	966 Chamber
Polarization:	Horizontal		
Test Mode:	802.11ax HE40 2422 MHz		
Remark:			



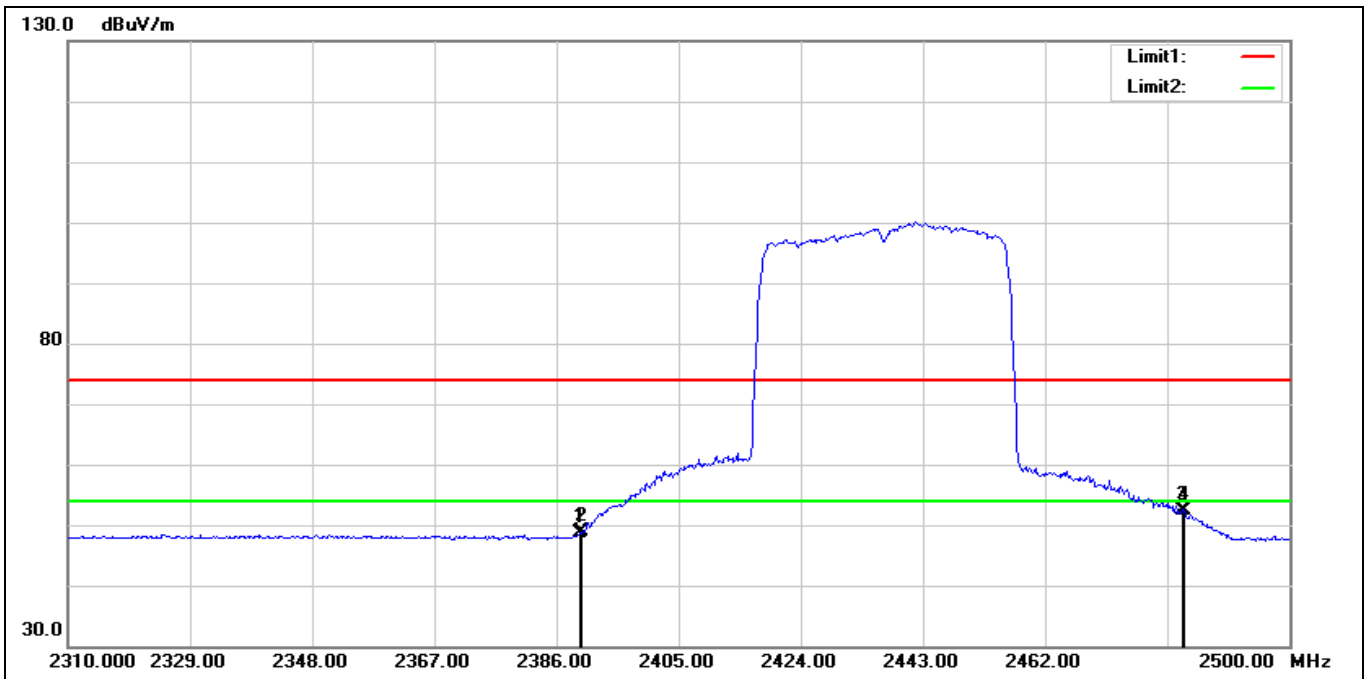
No.	Frequency (MHz)	Reading (dBuV)	Correction (dB/m)	Result (dBuV/m)	Limit (dBuV/m)	Margin (dB)	Remark
1	2389.800	58.11	-6.19	51.92	54.00	-2.08	AVG
2*	2390.000	58.46	-6.19	52.27	54.00	-1.73	AVG

Standard:	Part 15C	Test Site:	966 Chamber
Polarization:	Vertical		
Test Mode:	802.11ax HE40 2422 MHz		
Remark:			



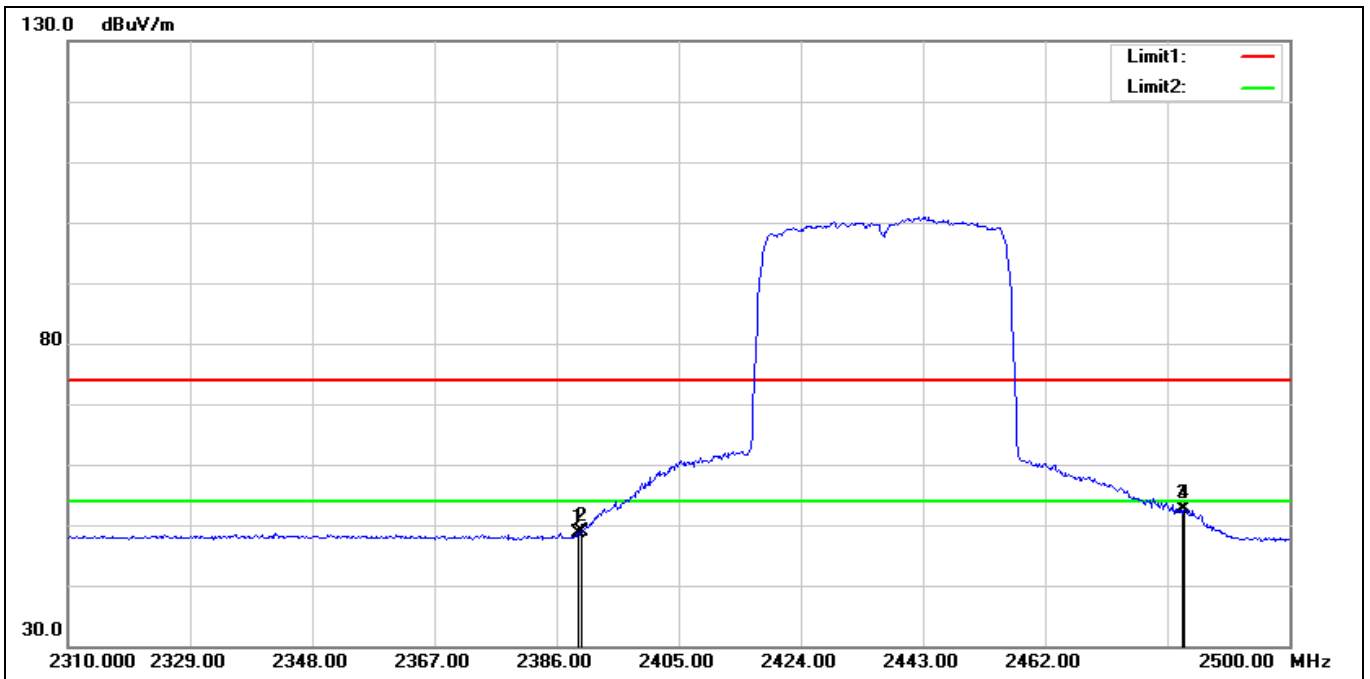
No.	Frequency (MHz)	Reading (dBuV)	Correction (dB/m)	Result (dBuV/m)	Limit (dBuV/m)	Margin (dB)	Remark
1	2389.800	58.78	-6.19	52.59	54.00	-1.41	AVG
2*	2390.000	58.82	-6.19	52.63	54.00	-1.37	AVG

Standard:	Part 15C	Test Site:	966 Chamber
Polarization:	Horizontal		
Test Mode:	802.11ax HE40 2437 MHz		
Remark:			



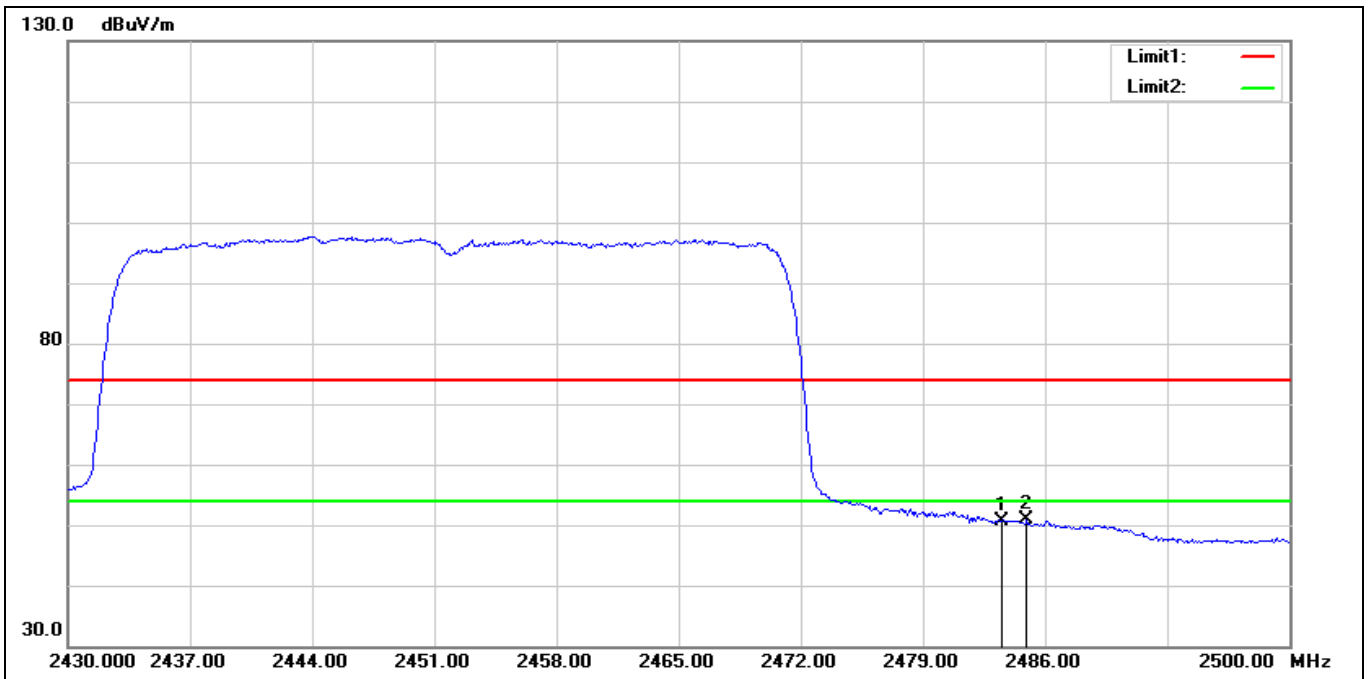
No.	Frequency (MHz)	Reading (dBuV)	Correction (dB/m)	Result (dBuV/m)	Limit (dBuV/m)	Margin (dB)	Remark
1	2389.610	54.89	-6.19	48.70	54.00	-5.30	AVG
2	2390.000	55.09	-6.19	48.90	54.00	-5.10	AVG
3*	2483.500	58.79	-6.46	52.33	54.00	-1.67	AVG
4	2483.660	58.79	-6.46	52.33	54.00	-1.67	AVG

Standard:	Part 15C	Test Site:	966 Chamber
Polarization:	Vertical		
Test Mode:	802.11ax HE40 2437 MHz		
Remark:			



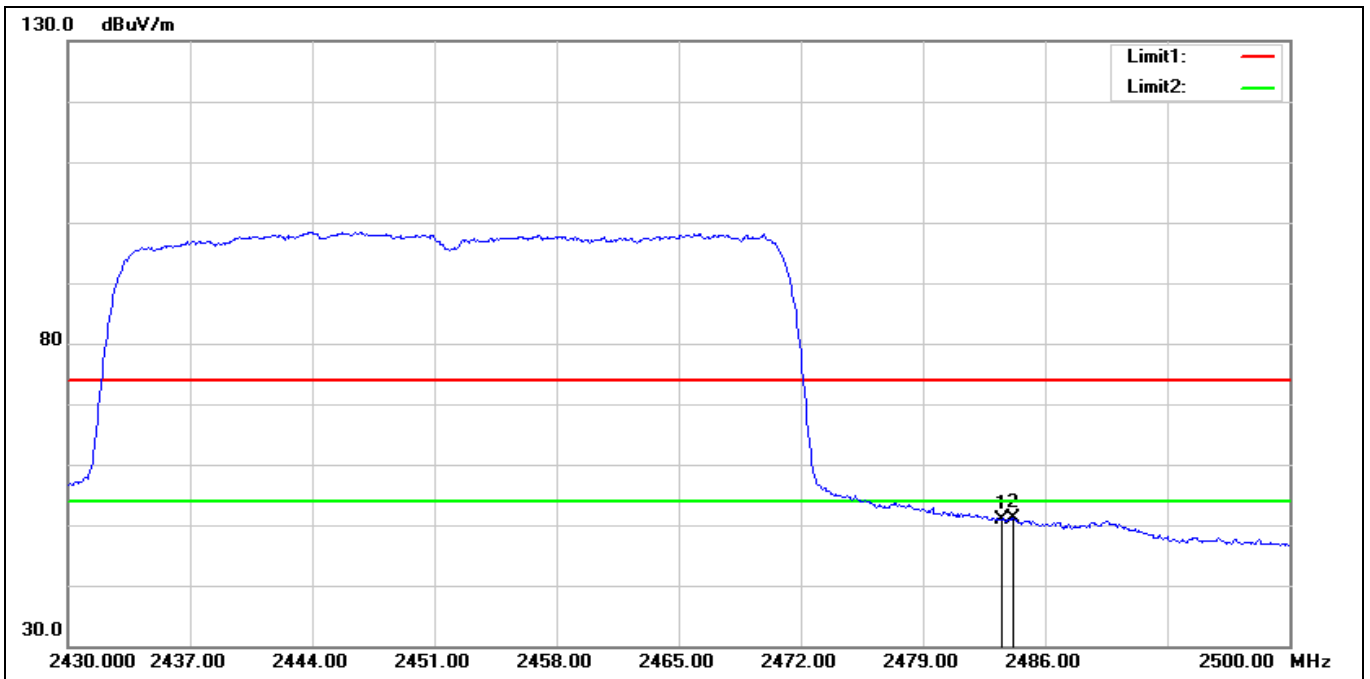
No.	Frequency (MHz)	Reading (dBuV)	Correction (dB/m)	Result (dBuV/m)	Limit (dBuV/m)	Margin (dB)	Remark
1	2389.420	54.84	-6.19	48.65	54.00	-5.35	AVG
2	2390.000	55.07	-6.19	48.88	54.00	-5.12	AVG
3*	2483.500	59.06	-6.46	52.60	54.00	-1.40	AVG
4	2483.660	59.06	-6.46	52.60	54.00	-1.40	AVG

Standard:	Part 15C	Test Site:	966 Chamber
Polarization:	Horizontal		
Test Mode:	802.11ax HE40 2452 MHz		
Remark:			



No.	Frequency (MHz)	Reading (dBuV)	Correction (dB/m)	Result (dBuV/m)	Limit (dBuV/m)	Margin (dB)	Remark
1	2483.500	57.15	-6.46	50.69	54.00	-3.31	AVG
2*	2484.950	57.27	-6.47	50.80	54.00	-3.20	AVG

Standard:	Part 15C	Test Site:	966 Chamber
Polarization:	Vertical		
Test Mode:	802.11ax HE40 2452 MHz		
Remark:			



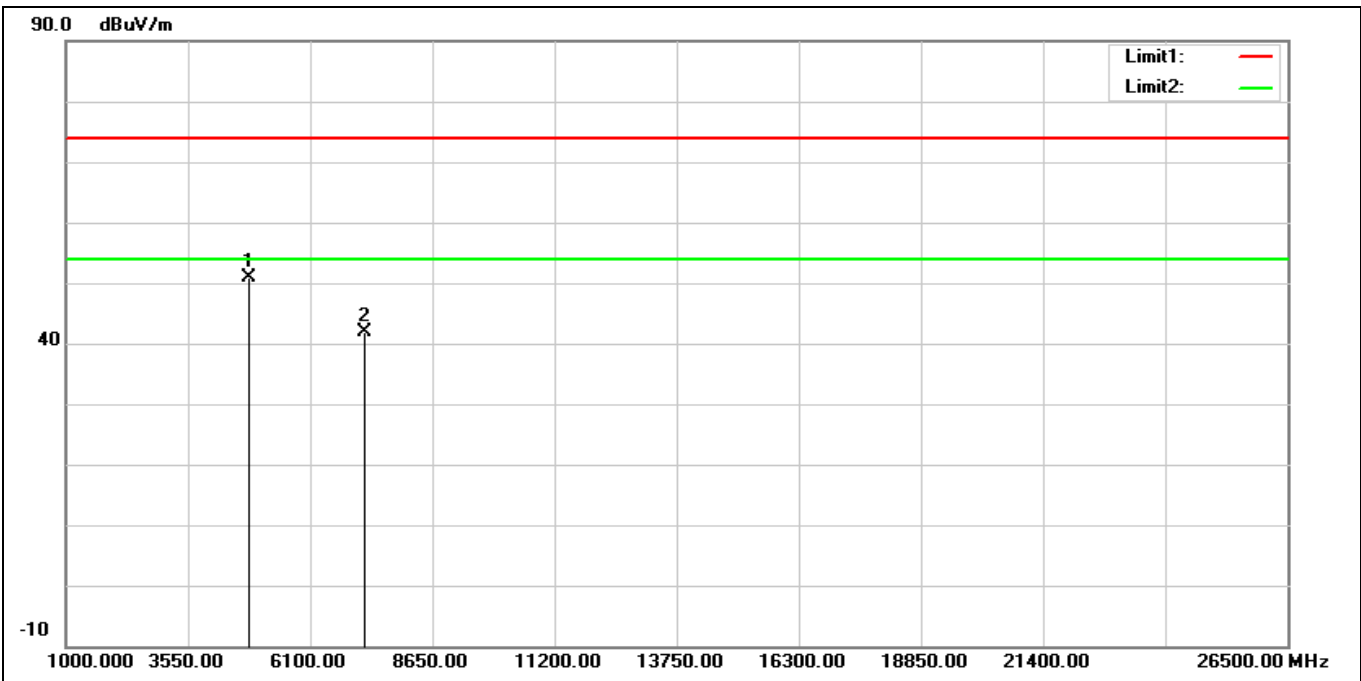
No.	Frequency (MHz)	Reading (dBuV)	Correction (dB/m)	Result (dBuV/m)	Limit (dBuV/m)	Margin (dB)	Remark
1	2483.500	57.35	-6.46	50.89	54.00	-3.11	AVG
2*	2484.180	57.70	-6.47	51.23	54.00	-2.77	AVG

2x2

Harmonic

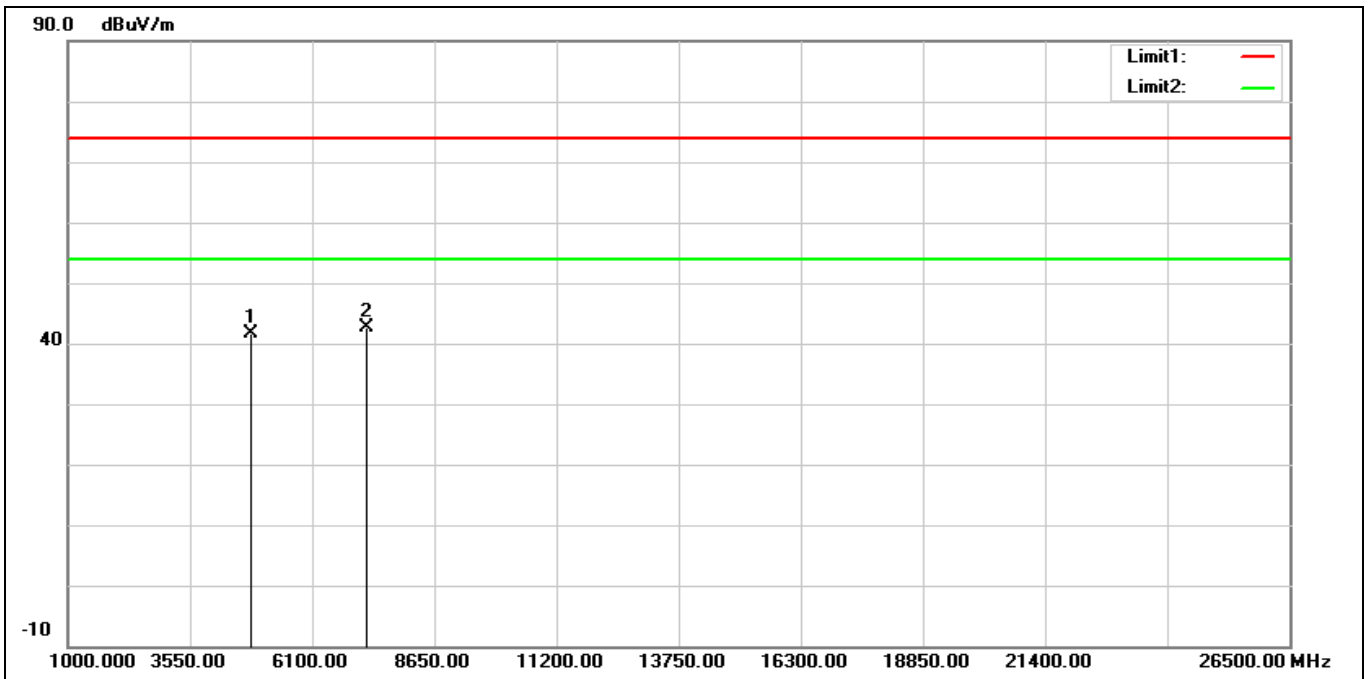
Above 1 GHz

Standard:	Part 15C	Test Site:	966 Chamber
Polarization:	Horizontal		
Test Mode:	802.11b 2412 MHz		
Remark:			



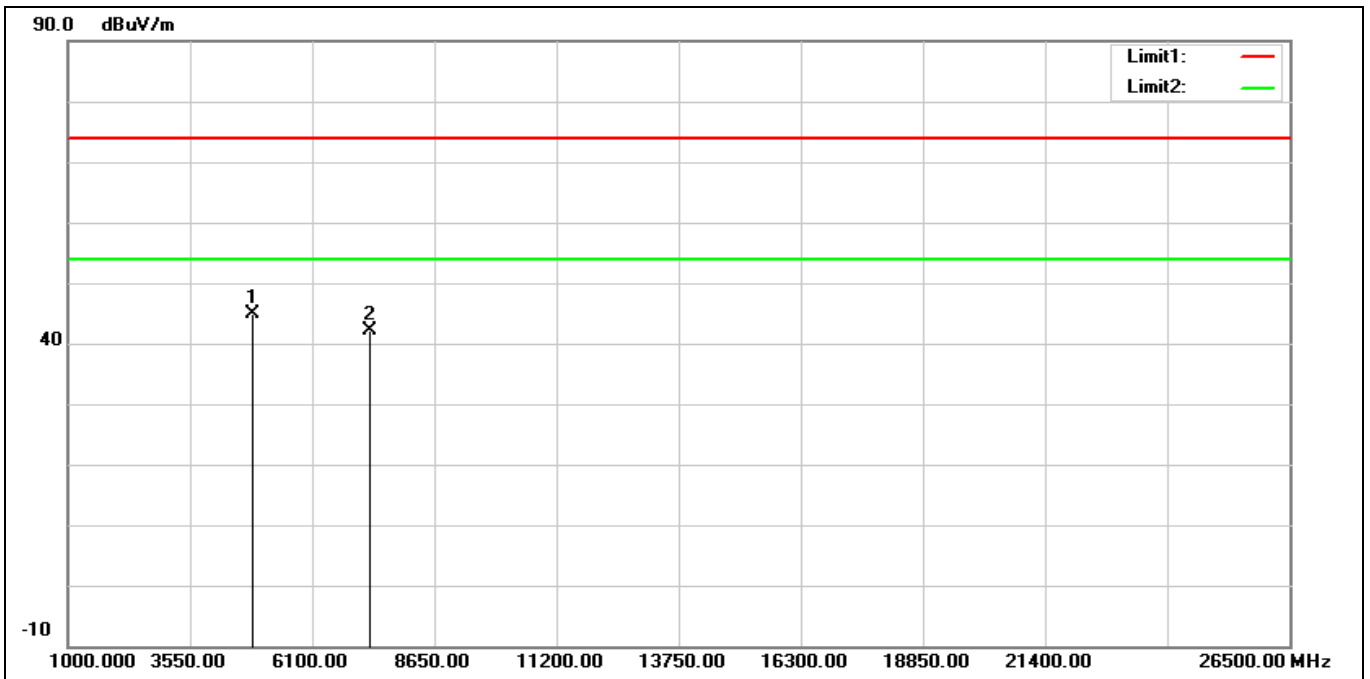
No.	Frequency (MHz)	Reading (dBuV)	Correction (dB/m)	Result (dBuV/m)	Limit (dBuV/m)	Margin (dB)	Remark
1*	4824.000	50.54	0.28	50.82	74.00	-23.18	peak
2	7236.000	33.93	7.96	41.89	74.00	-32.11	peak

Standard:	Part 15C	Test Site:	966 Chamber
Polarization:	Vertical		
Test Mode:	802.11b 2412 MHz		
Remark:			



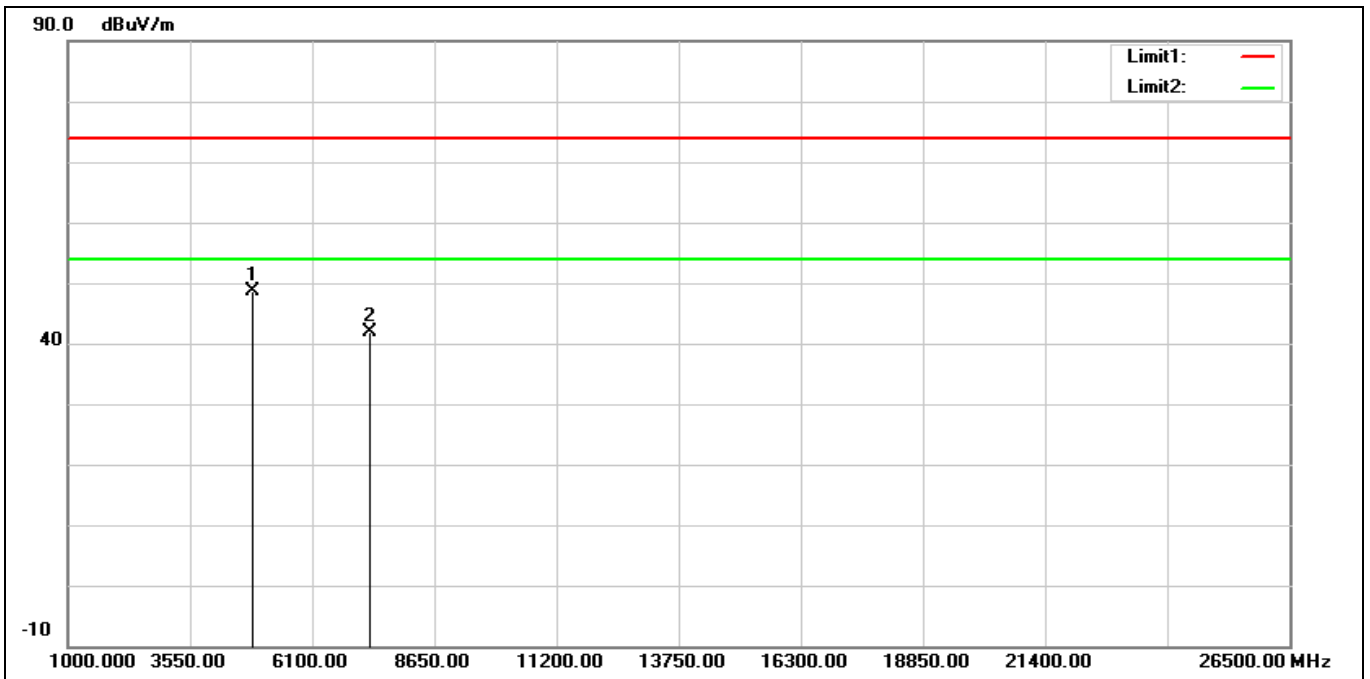
No.	Frequency (MHz)	Reading (dBuV)	Correction (dB/m)	Result (dBuV/m)	Limit (dBuV/m)	Margin (dB)	Remark
1	4824.000	41.29	0.28	41.57	74.00	-32.43	peak
2*	7236.000	34.67	7.96	42.63	74.00	-31.37	peak

Standard:	Part 15C	Test Site:	966 Chamber
Polarization:	Horizontal		
Test Mode:	802.11b 2437 MHz		
Remark:			



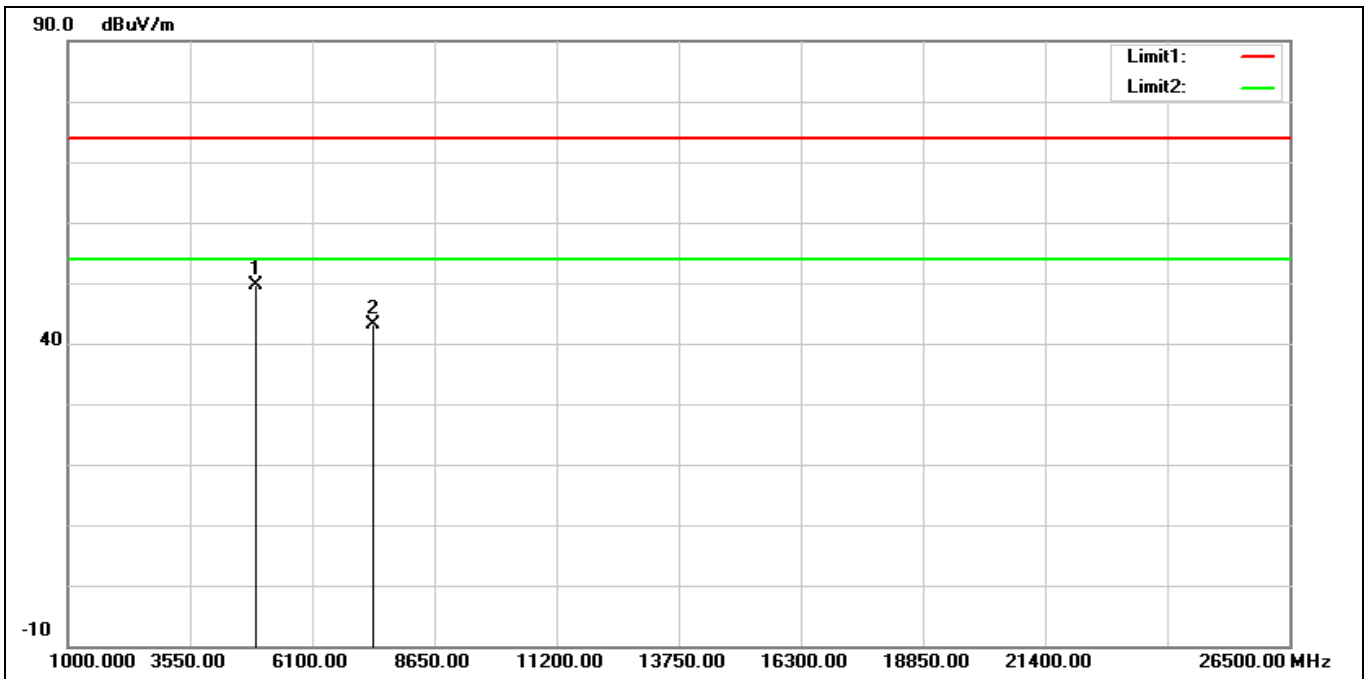
No.	Frequency (MHz)	Reading (dBuV)	Correction (dB/m)	Result (dBuV/m)	Limit (dBuV/m)	Margin (dB)	Remark
1*	4874.000	44.44	0.36	44.80	74.00	-29.20	peak
2	7311.000	34.18	7.98	42.16	74.00	-31.84	peak

Standard:	Part 15C	Test Site:	966 Chamber
Polarization:	Vertical		
Test Mode:	802.11b 2437 MHz		
Remark:			



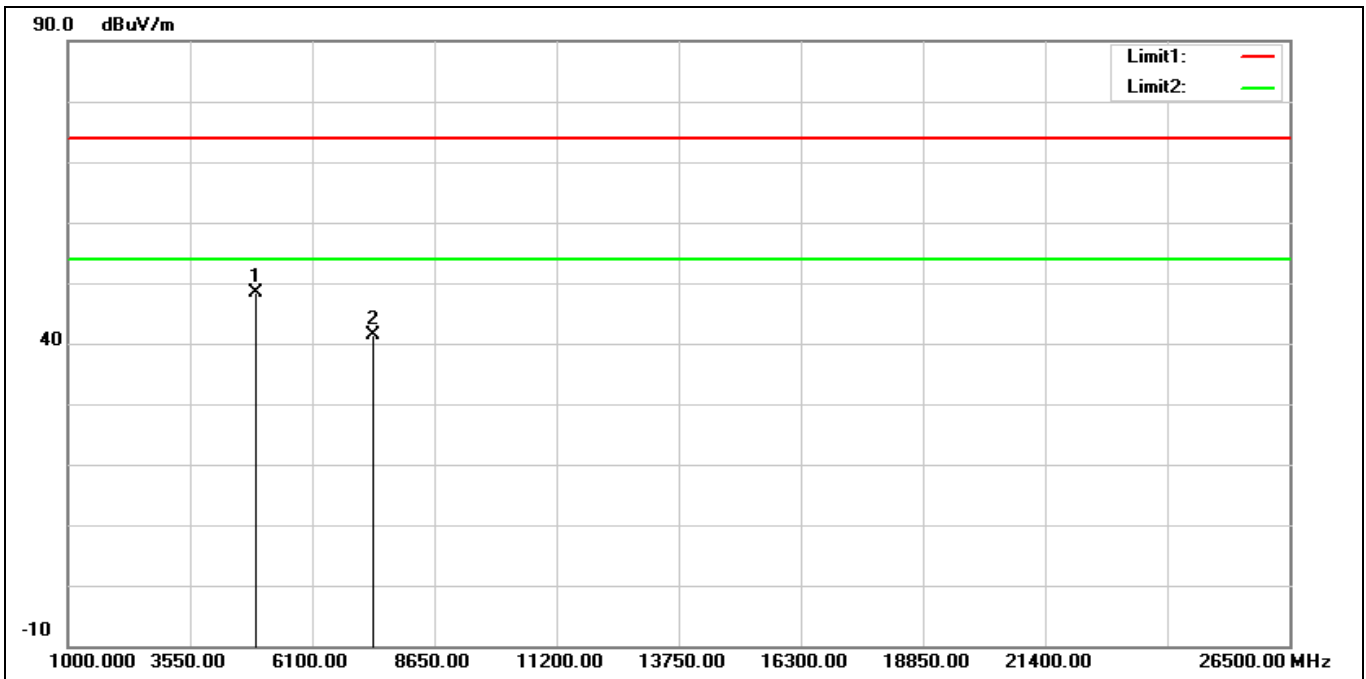
No.	Frequency (MHz)	Reading (dBuV)	Correction (dB/m)	Result (dBuV/m)	Limit (dBuV/m)	Margin (dB)	Remark
1*	4874.000	48.19	0.36	48.55	74.00	-25.45	peak
2	7311.000	33.92	7.98	41.90	74.00	-32.10	peak

Standard:	Part 15C	Test Site:	966 Chamber
Polarization:	Horizontal		
Test Mode:	802.11b 2462 MHz		
Remark:			



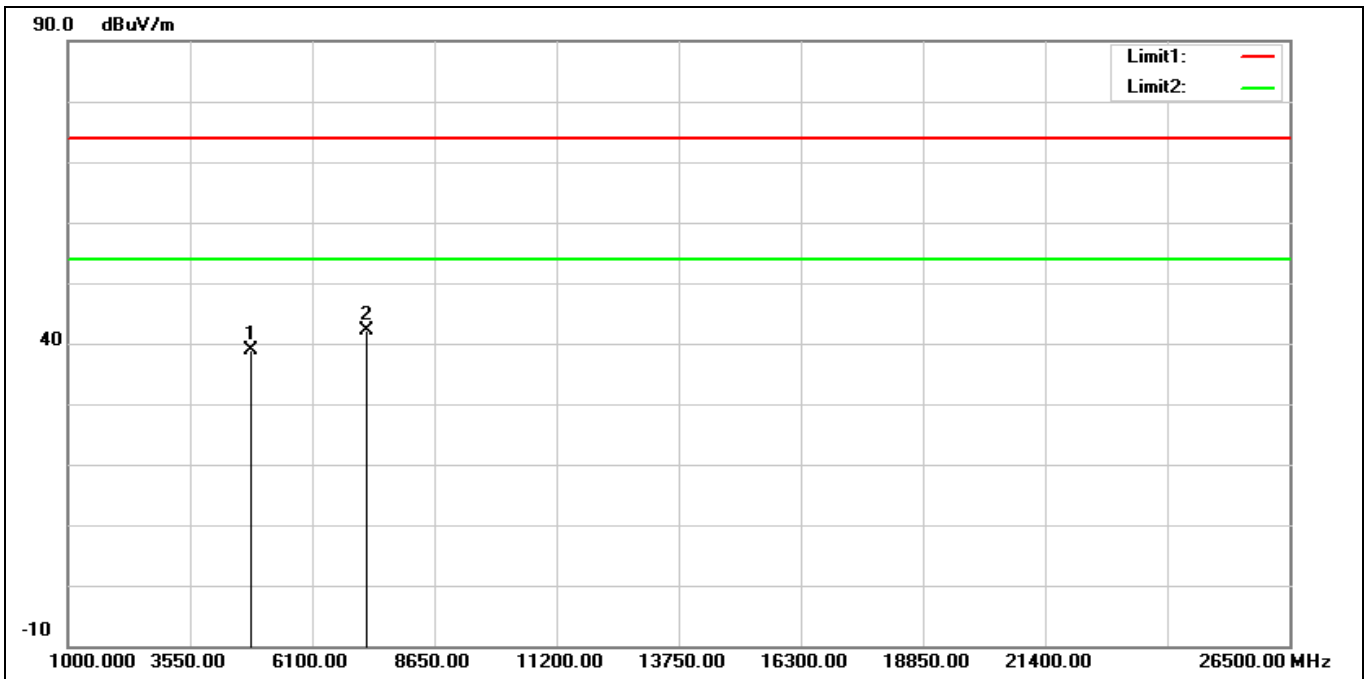
No.	Frequency (MHz)	Reading (dBuV)	Correction (dB/m)	Result (dBuV/m)	Limit (dBuV/m)	Margin (dB)	Remark
1*	4924.000	49.17	0.50	49.67	74.00	-24.33	peak
2	7386.000	34.97	8.11	43.08	74.00	-30.92	peak

Standard:	Part 15C	Test Site:	966 Chamber
Polarization:	Vertical		
Test Mode:	802.11b 2462 MHz		
Remark:			



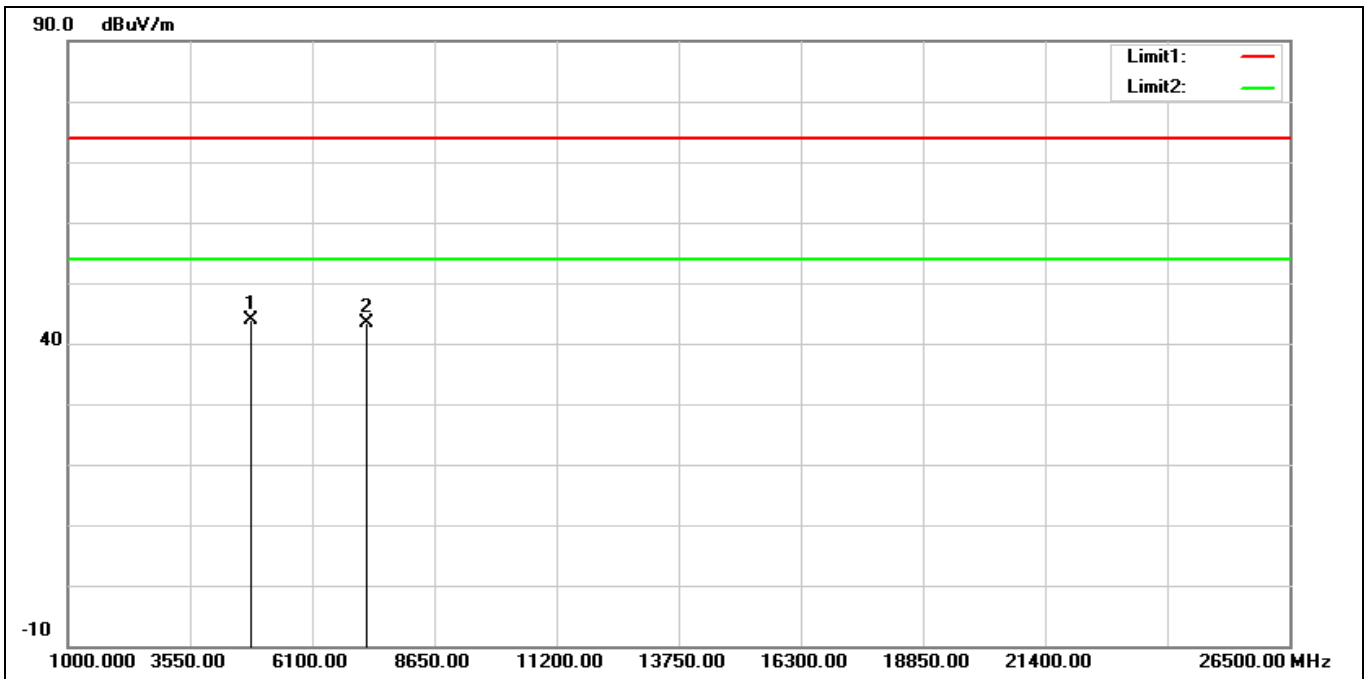
No.	Frequency (MHz)	Reading (dBuV)	Correction (dB/m)	Result (dBuV/m)	Limit (dBuV/m)	Margin (dB)	Remark
1*	4924.000	47.76	0.50	48.26	74.00	-25.74	peak
2	7386.000	33.28	8.11	41.39	74.00	-32.61	peak

Standard:	Part 15C	Test Site:	966 Chamber
Polarization:	Horizontal		
Test Mode:	802.11g 2412 MHz		
Remark:			



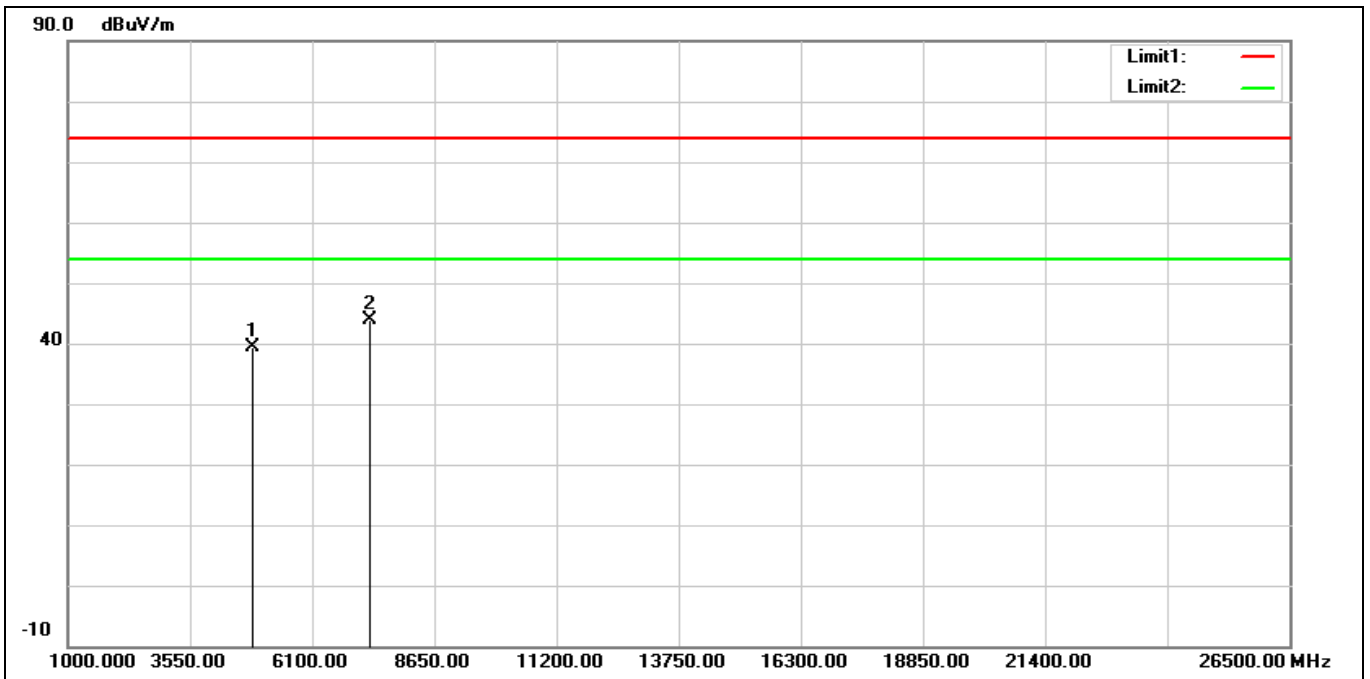
No.	Frequency (MHz)	Reading (dBuV)	Correction (dB/m)	Result (dBuV/m)	Limit (dBuV/m)	Margin (dB)	Remark
1	4824.000	38.63	0.28	38.91	74.00	-35.09	peak
2*	7236.000	34.10	7.96	42.06	74.00	-31.94	peak

Standard:	Part 15C	Test Site:	966 Chamber
Polarization:	Vertical		
Test Mode:	802.11g 2412 MHz		
Remark:			



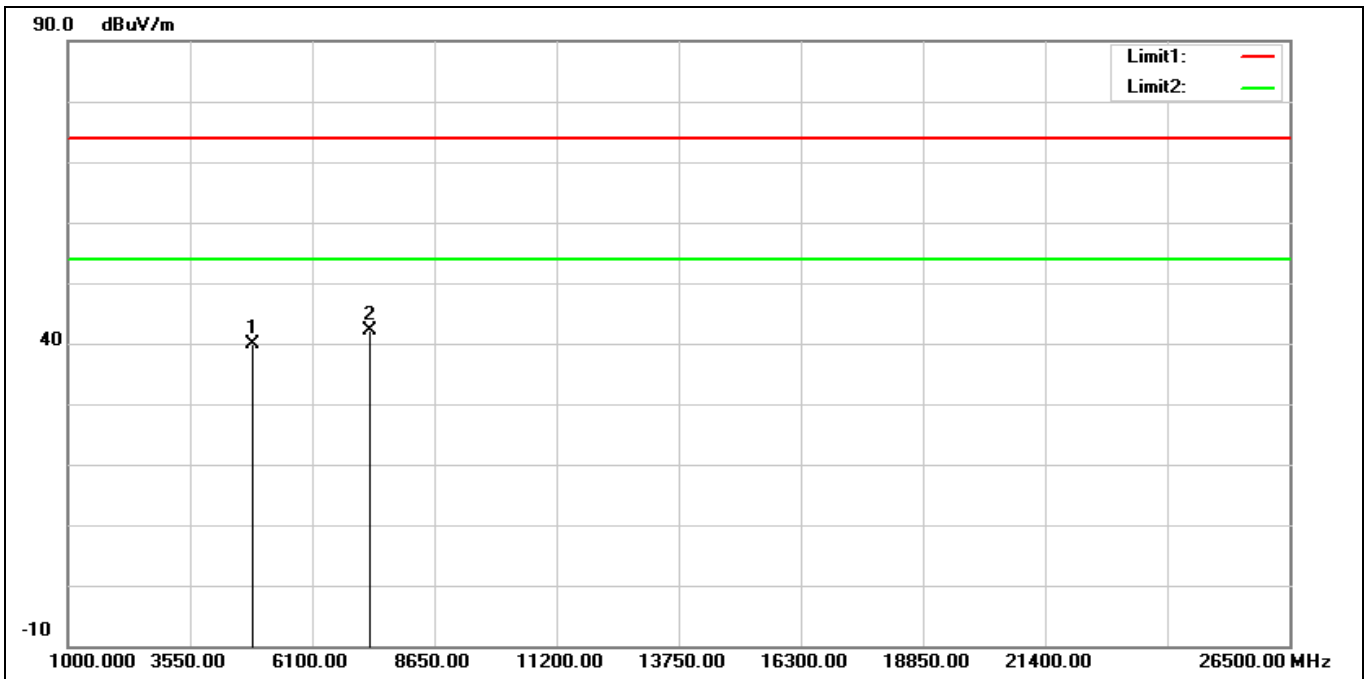
No.	Frequency (MHz)	Reading (dBuV)	Correction (dB/m)	Result (dBuV/m)	Limit (dBuV/m)	Margin (dB)	Remark
1*	4824.000	43.60	0.28	43.88	74.00	-30.12	peak
2	7236.000	35.43	7.96	43.39	74.00	-30.61	peak

Standard:	Part 15C	Test Site:	966 Chamber
Polarization:	Horizontal		
Test Mode:	802.11g 2437 MHz		
Remark:			



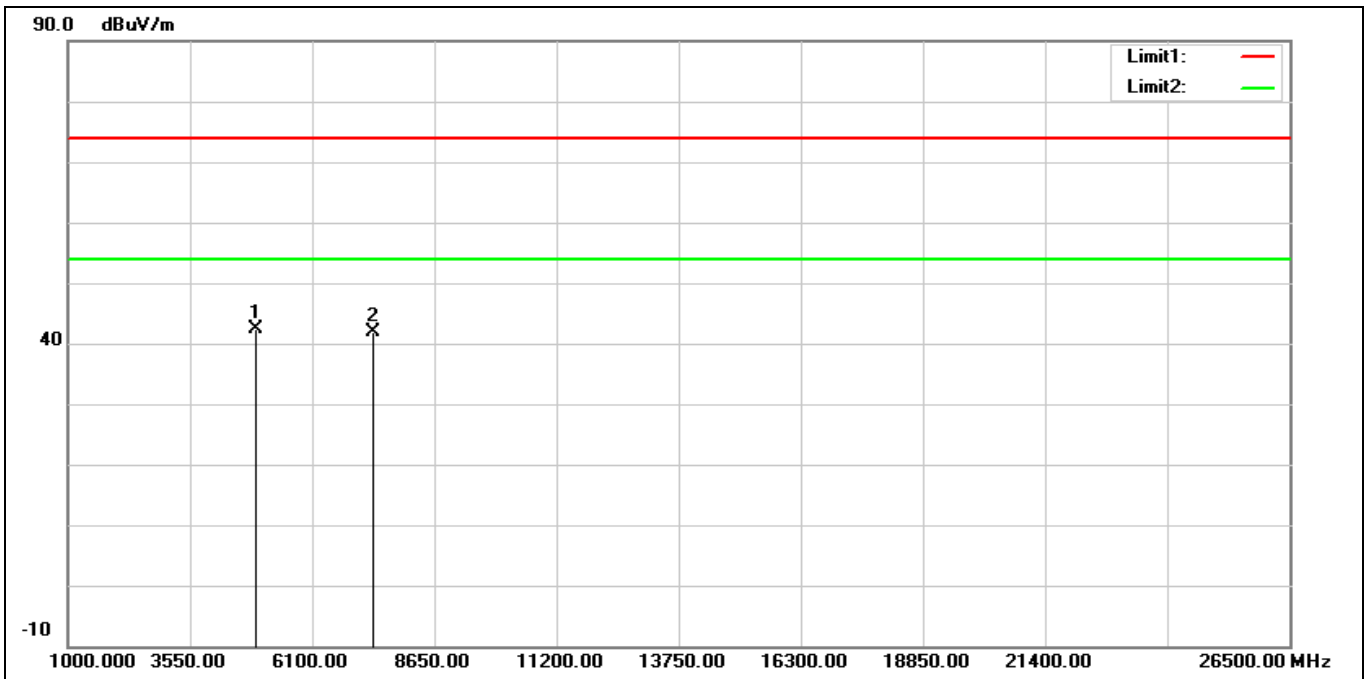
No.	Frequency (MHz)	Reading (dBuV)	Correction (dB/m)	Result (dBuV/m)	Limit (dBuV/m)	Margin (dB)	Remark
1	4874.000	38.98	0.36	39.34	74.00	-34.66	peak
2*	7311.000	35.97	7.98	43.95	74.00	-30.05	peak

Standard:	Part 15C	Test Site:	966 Chamber
Polarization:	Vertical		
Test Mode:	802.11g 2437 MHz		
Remark:			



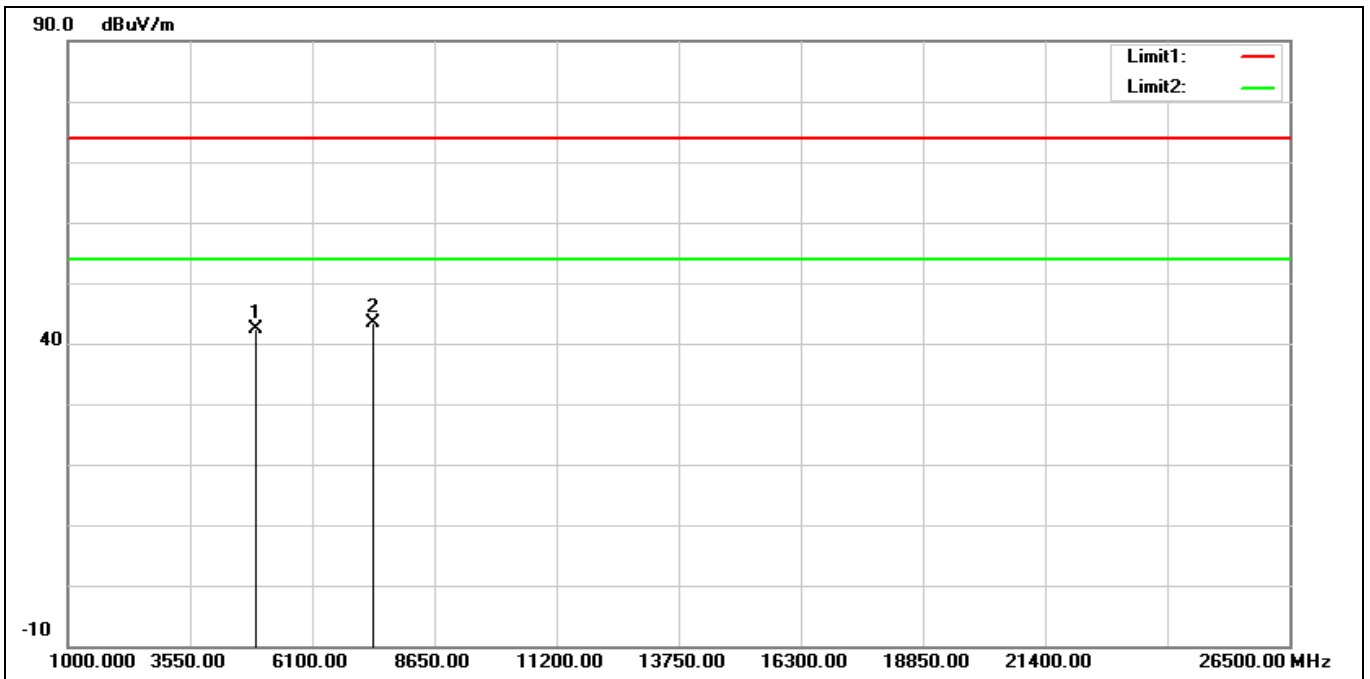
No.	Frequency (MHz)	Reading (dBuV)	Correction (dB/m)	Result (dBuV/m)	Limit (dBuV/m)	Margin (dB)	Remark
1	4874.000	39.49	0.36	39.85	74.00	-34.15	peak
2*	7311.000	34.27	7.98	42.25	74.00	-31.75	peak

Standard:	Part 15C	Test Site:	966 Chamber
Polarization:	Horizontal		
Test Mode:	802.11g 2462 MHz		
Remark:			



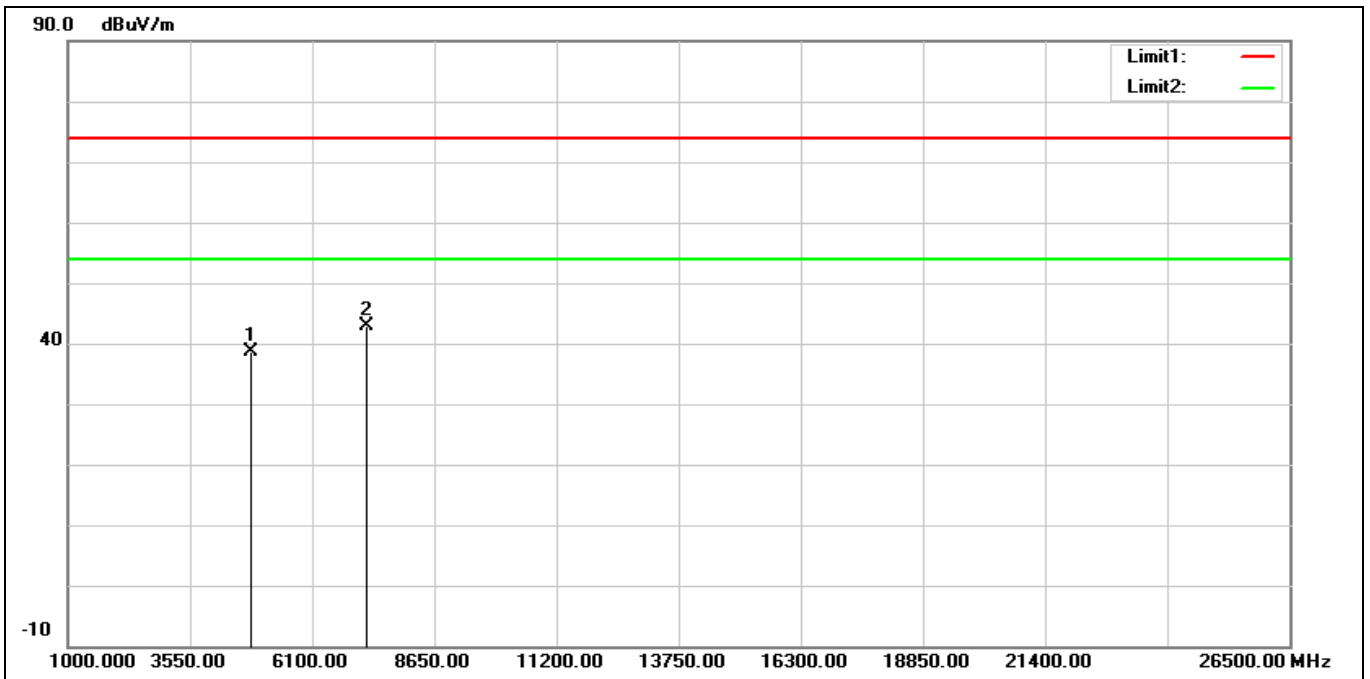
No.	Frequency (MHz)	Reading (dBuV)	Correction (dB/m)	Result (dBuV/m)	Limit (dBuV/m)	Margin (dB)	Remark
1*	4924.000	41.85	0.50	42.35	74.00	-31.65	peak
2	7386.000	33.71	8.11	41.82	74.00	-32.18	peak

Standard:	Part 15C	Test Site:	966 Chamber
Polarization:	Vertical		
Test Mode:	802.11g 2462 MHz		
Remark:			



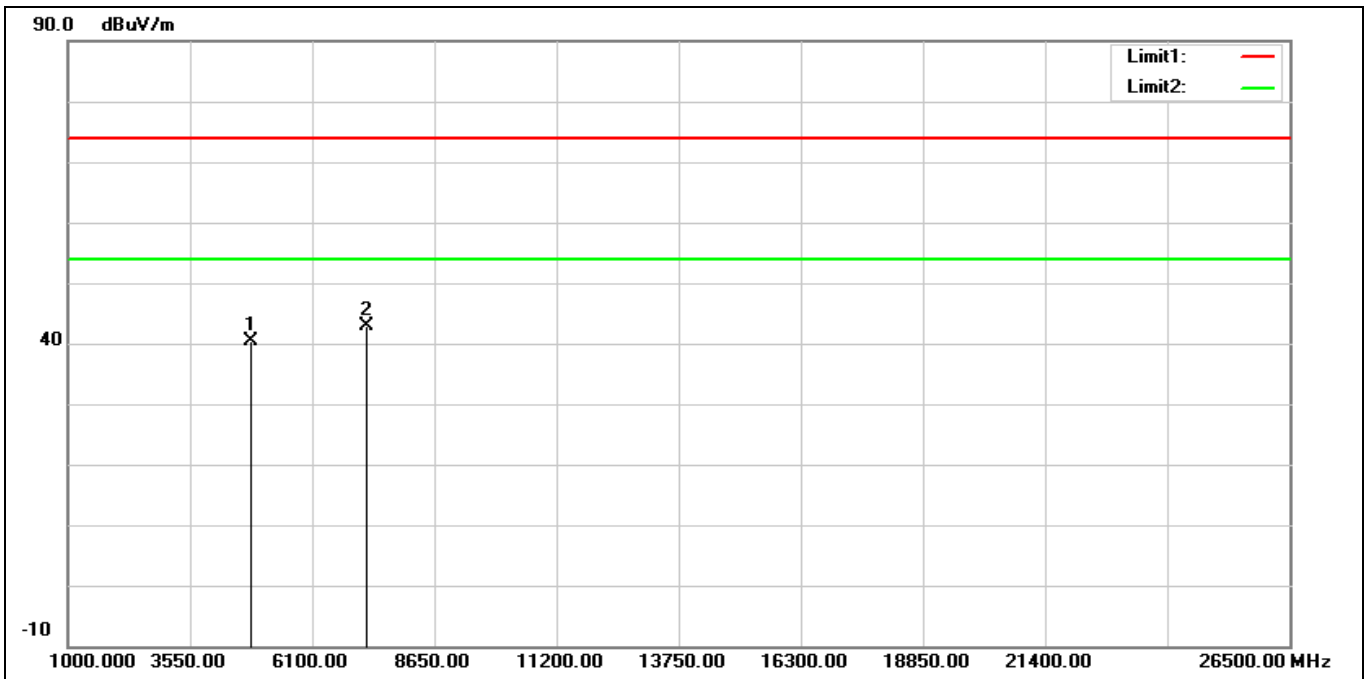
No.	Frequency (MHz)	Reading (dBuV)	Correction (dB/m)	Result (dBuV/m)	Limit (dBuV/m)	Margin (dB)	Remark
1	4924.000	41.96	0.50	42.46	74.00	-31.54	peak
2*	7386.000	35.15	8.11	43.26	74.00	-30.74	peak

Standard:	Part 15C	Test Site:	966 Chamber
Polarization:	Horizontal		
Test Mode:	802.11ax HE20 2412 MHz		
Remark:			



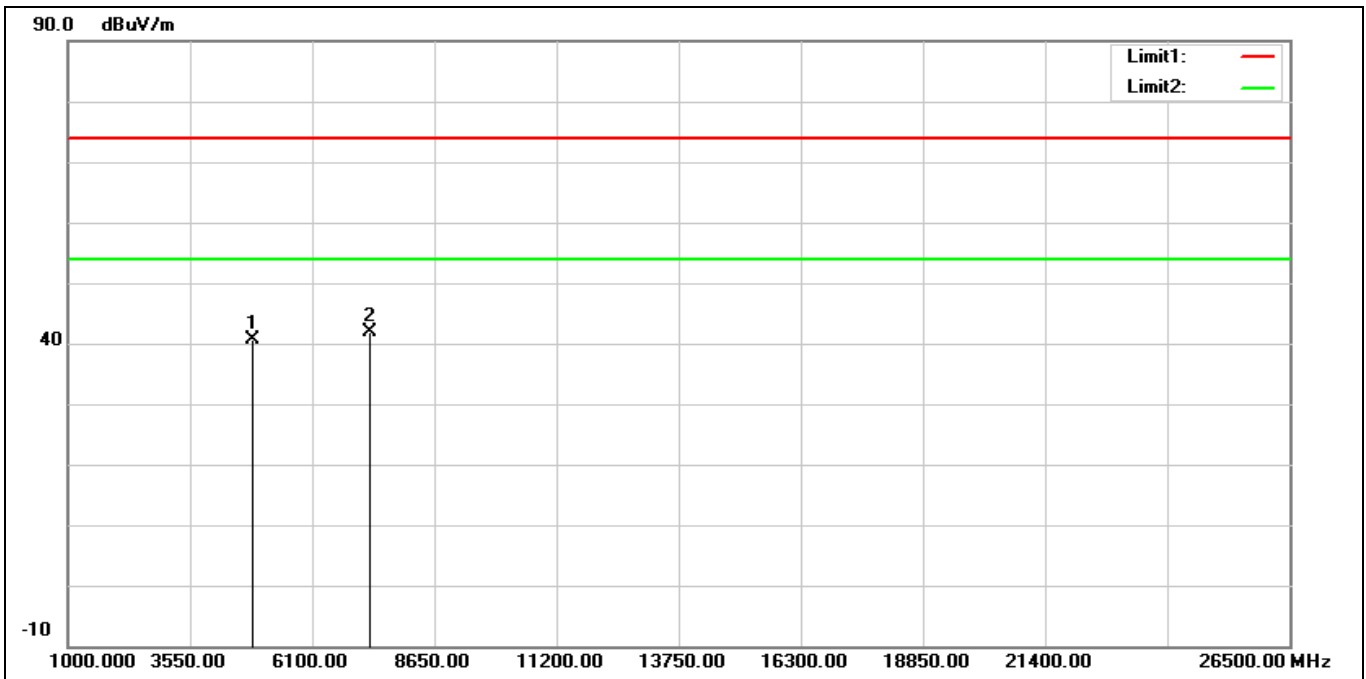
No.	Frequency (MHz)	Reading (dBuV)	Correction (dB/m)	Result (dBuV/m)	Limit (dBuV/m)	Margin (dB)	Remark
1	4824.000	38.38	0.28	38.66	74.00	-35.34	peak
2*	7236.000	34.86	7.96	42.82	74.00	-31.18	peak

Standard:	Part 15C	Test Site:	966 Chamber
Polarization:	Vertical		
Test Mode:	802.11ax HE20 2412 MHz		
Remark:			



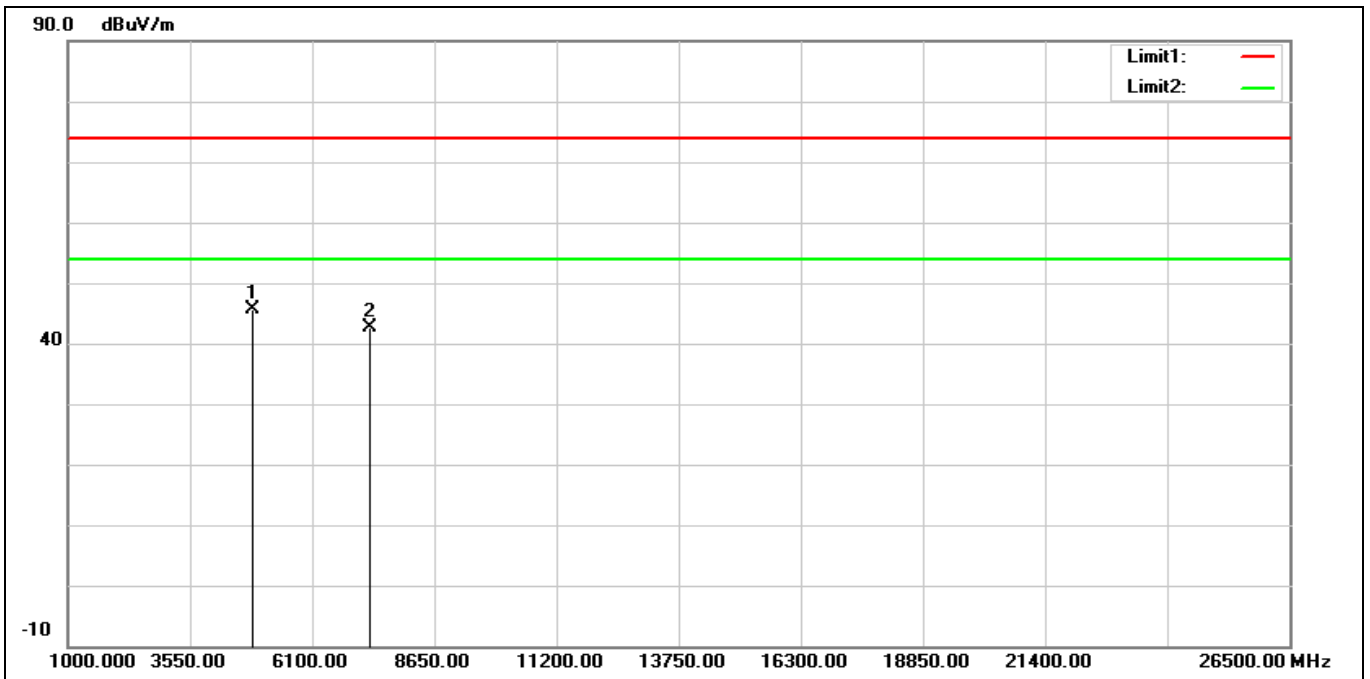
No.	Frequency (MHz)	Reading (dBuV)	Correction (dB/m)	Result (dBuV/m)	Limit (dBuV/m)	Margin (dB)	Remark
1	4824.000	40.06	0.28	40.34	74.00	-33.66	peak
2*	7236.000	35.00	7.96	42.96	74.00	-31.04	peak

Standard:	Part 15C	Test Site:	966 Chamber
Polarization:	Horizontal		
Test Mode:	802.11ax HE20 2437 MHz		
Remark:			



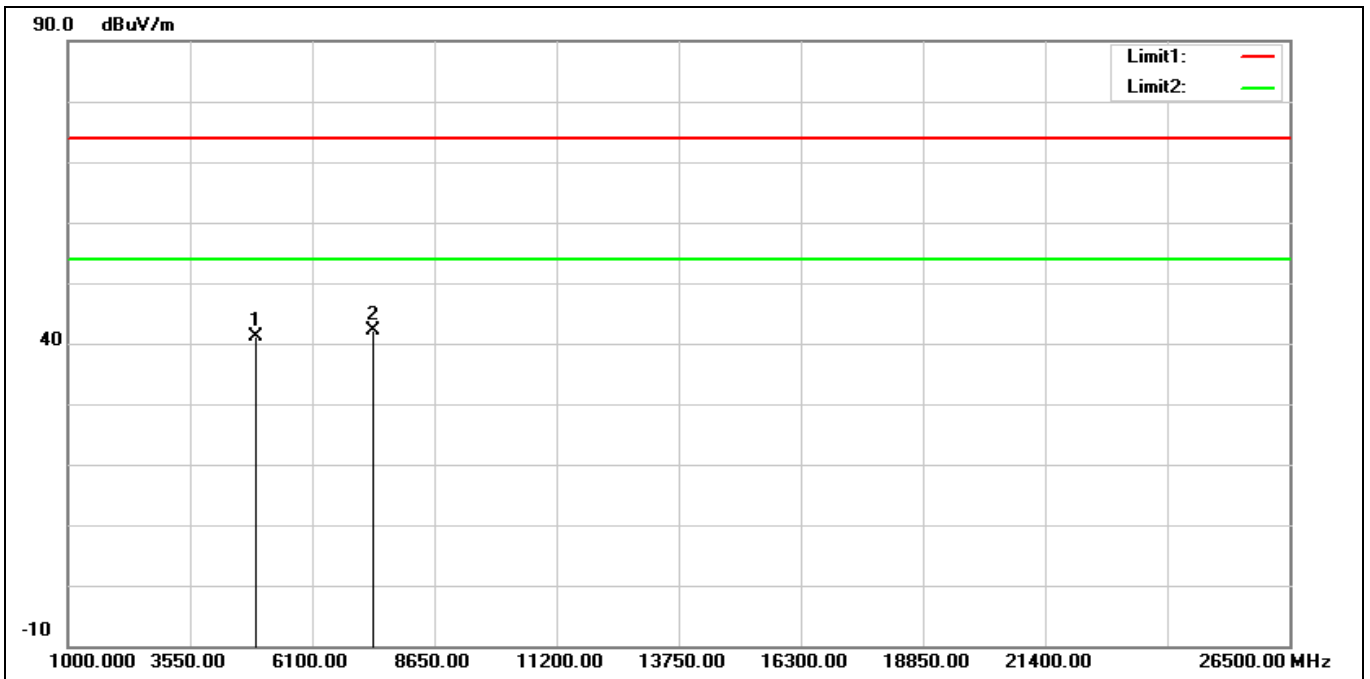
No.	Frequency (MHz)	Reading (dBuV)	Correction (dB/m)	Result (dBuV/m)	Limit (dBuV/m)	Margin (dB)	Remark
1	4874.000	40.19	0.36	40.55	74.00	-33.45	peak
2*	7311.000	34.00	7.98	41.98	74.00	-32.02	peak

Standard:	Part 15C	Test Site:	966 Chamber
Polarization:	Vertical		
Test Mode:	802.11ax HE20 2437 MHz		
Remark:			



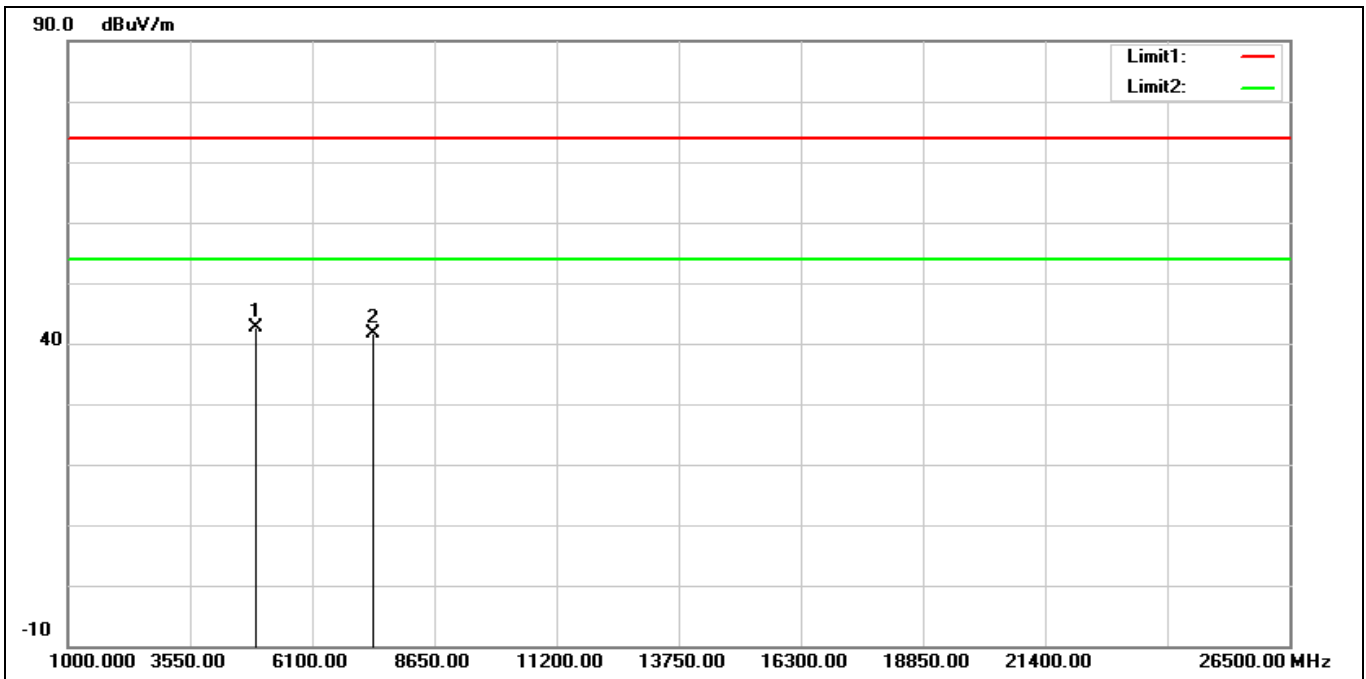
No.	Frequency (MHz)	Reading (dBuV)	Correction (dB/m)	Result (dBuV/m)	Limit (dBuV/m)	Margin (dB)	Remark
1*	4874.000	45.20	0.36	45.56	74.00	-28.44	peak
2	7311.000	34.72	7.98	42.70	74.00	-31.30	peak

Standard:	Part 15C	Test Site:	966 Chamber
Polarization:	Horizontal		
Test Mode:	802.11ax HE20 2462 MHz		
Remark:			



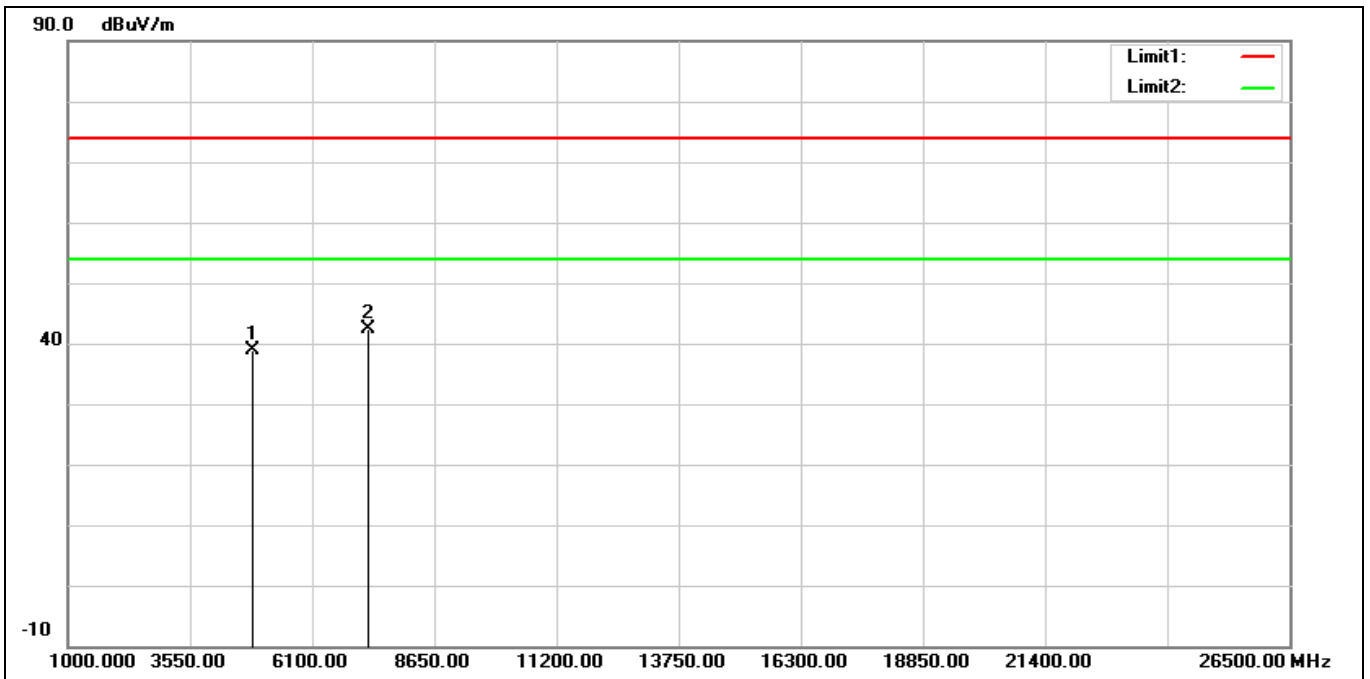
No.	Frequency (MHz)	Reading (dBuV)	Correction (dB/m)	Result (dBuV/m)	Limit (dBuV/m)	Margin (dB)	Remark
1	4924.000	40.74	0.50	41.24	74.00	-32.76	peak
2*	7386.000	33.99	8.11	42.10	74.00	-31.90	peak

Standard:	Part 15C	Test Site:	966 Chamber
Polarization:	Vertical		
Test Mode:	802.11ax HE20 2462 MHz		
Remark:			



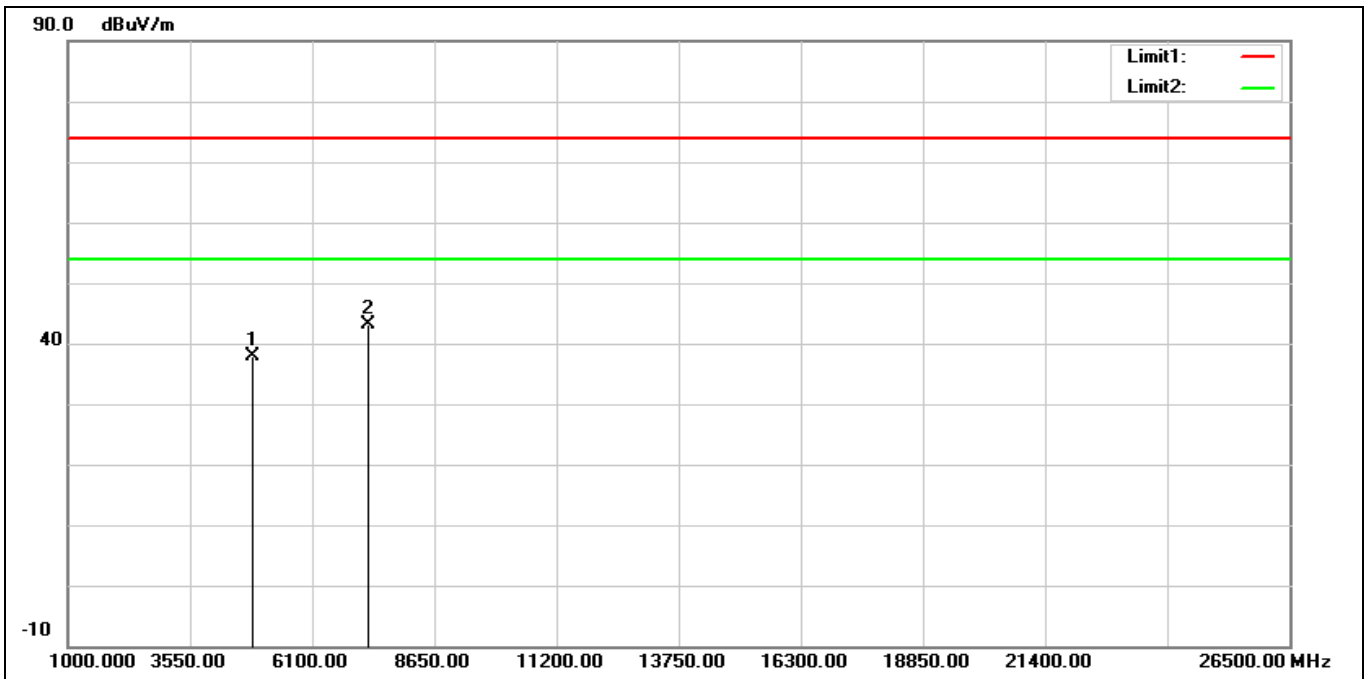
No.	Frequency (MHz)	Reading (dBuV)	Correction (dB/m)	Result (dBuV/m)	Limit (dBuV/m)	Margin (dB)	Remark
1*	4924.000	42.09	0.50	42.59	74.00	-31.41	peak
2	7386.000	33.60	8.11	41.71	74.00	-32.29	peak

Standard:	Part 15C	Test Site:	966 Chamber
Polarization:	Horizontal		
Test Mode:	802.11ax HE40 2422 MHz		
Remark:			



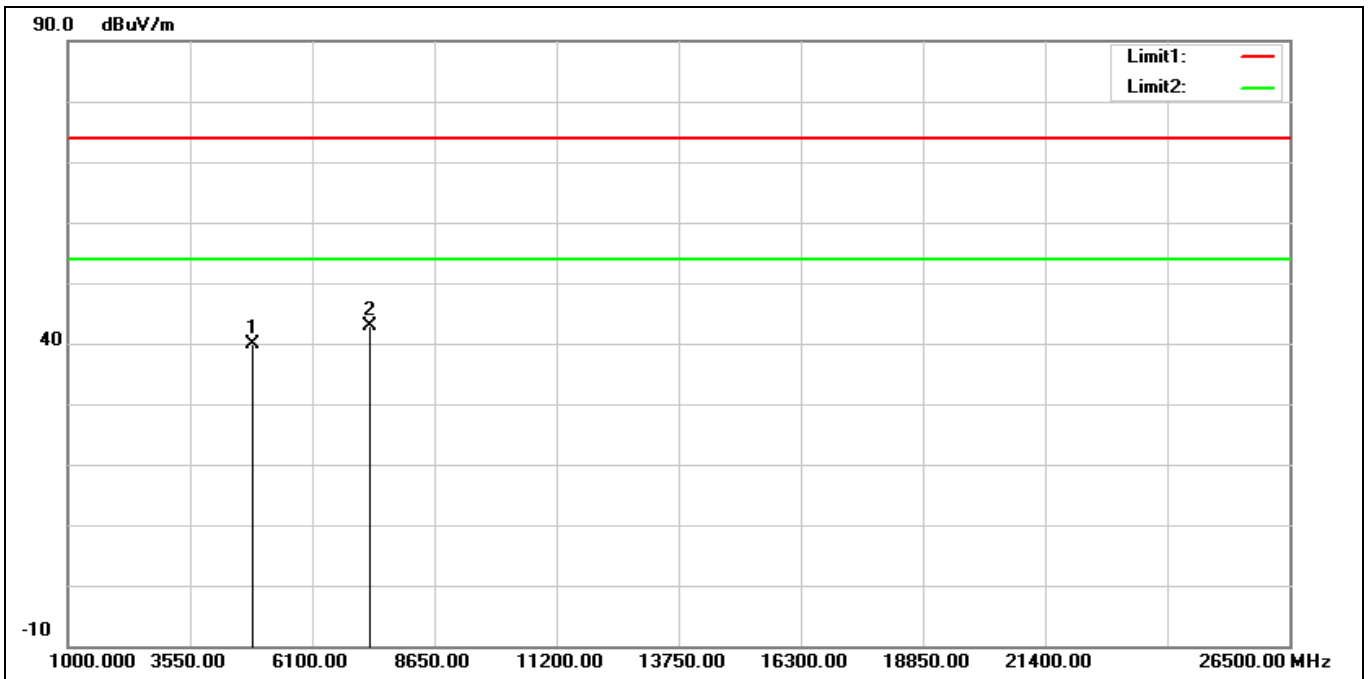
No.	Frequency (MHz)	Reading (dBuV)	Correction (dB/m)	Result (dBuV/m)	Limit (dBuV/m)	Margin (dB)	Remark
1	4844.000	38.48	0.28	38.76	74.00	-35.24	peak
2*	7266.000	34.48	8.02	42.50	74.00	-31.50	peak

Standard:	Part 15C	Test Site:	966 Chamber
Polarization:	Vertical		
Test Mode:	802.11ax HE40 2422 MHz		
Remark:			



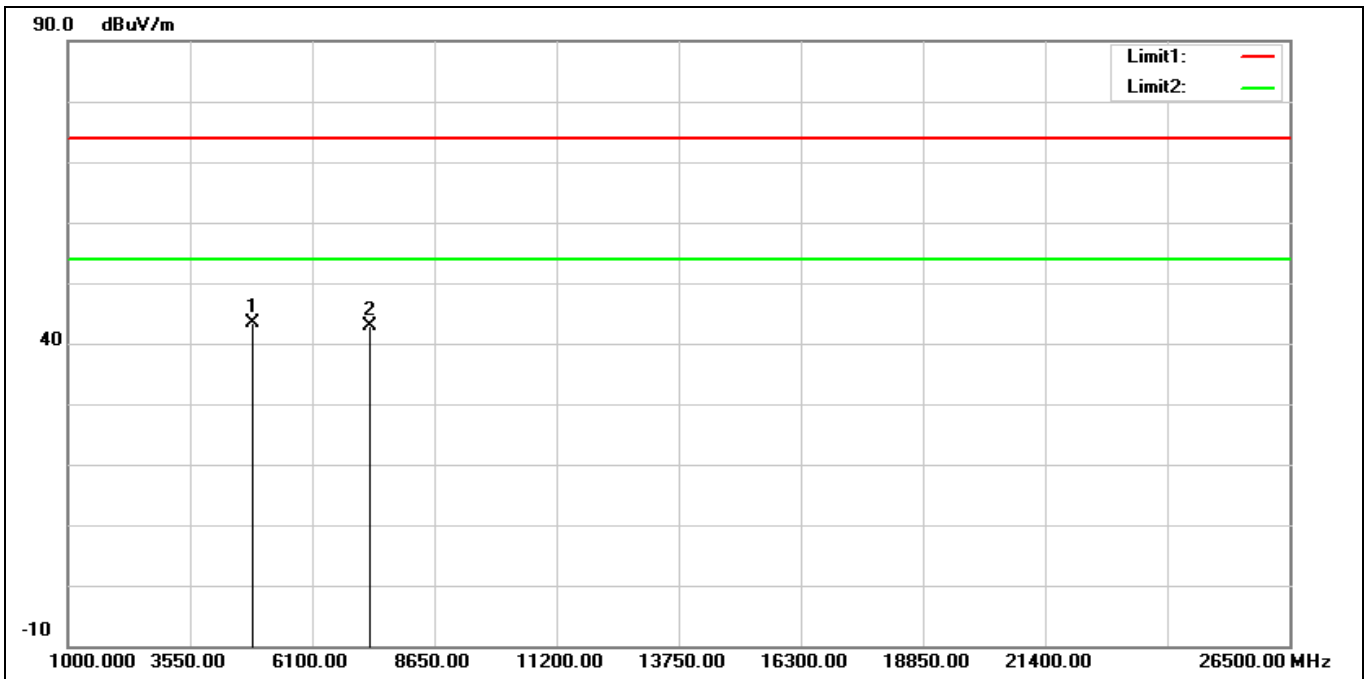
No.	Frequency (MHz)	Reading (dBuV)	Correction (dB/m)	Result (dBuV/m)	Limit (dBuV/m)	Margin (dB)	Remark
1	4844.000	37.56	0.28	37.84	74.00	-36.16	peak
2*	7266.000	35.04	8.02	43.06	74.00	-30.94	peak

Standard:	Part 15C	Test Site:	966 Chamber
Polarization:	Horizontal		
Test Mode:	802.11ax HE40 2437 MHz		
Remark:			



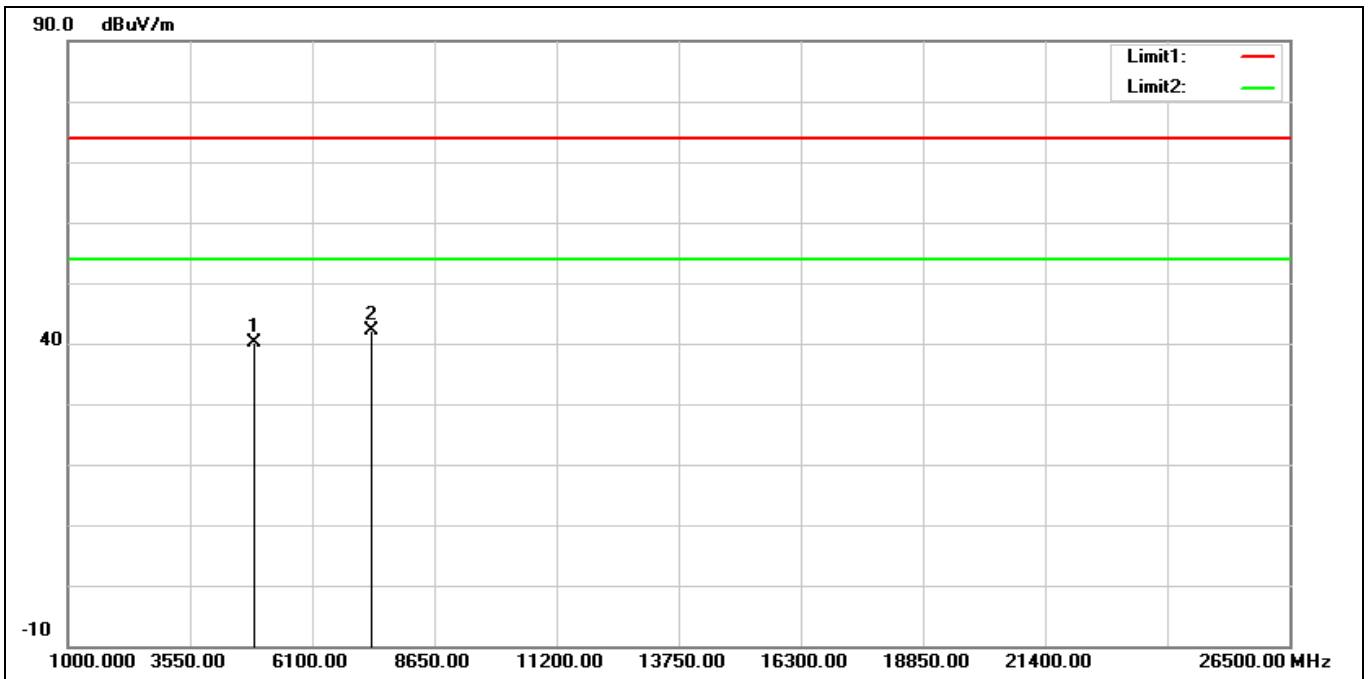
No.	Frequency (MHz)	Reading (dBuV)	Correction (dB/m)	Result (dBuV/m)	Limit (dBuV/m)	Margin (dB)	Remark
1	4874.000	39.43	0.36	39.79	74.00	-34.21	peak
2*	7311.000	34.81	7.98	42.79	74.00	-31.21	peak

Standard:	Part 15C	Test Site:	966 Chamber
Polarization:	Vertical		
Test Mode:	802.11ax HE40 2437 MHz		
Remark:			



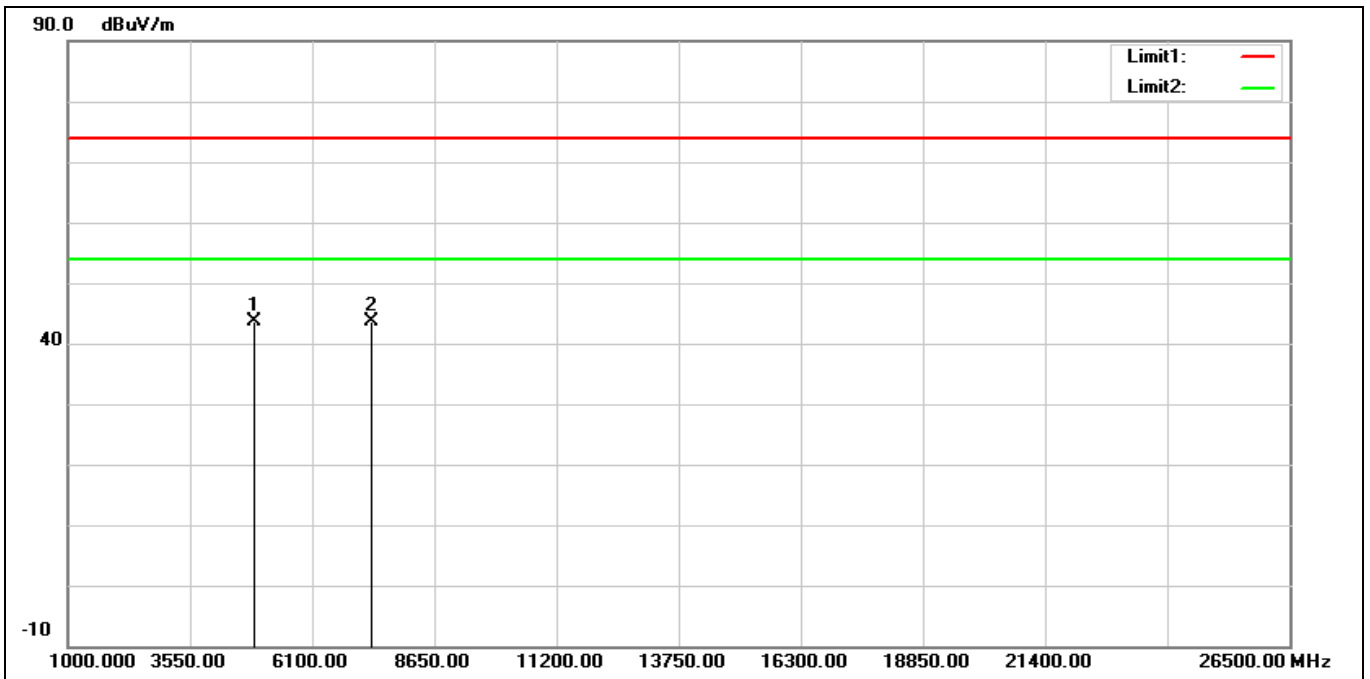
No.	Frequency (MHz)	Reading (dBuV)	Correction (dB/m)	Result (dBuV/m)	Limit (dBuV/m)	Margin (dB)	Remark
1*	4874.000	43.05	0.36	43.41	74.00	-30.59	peak
2	7311.000	34.87	7.98	42.85	74.00	-31.15	peak

Standard:	Part 15C	Test Site:	966 Chamber
Polarization:	Horizontal		
Test Mode:	802.11ax HE40 2452 MHz		
Remark:			



No.	Frequency (MHz)	Reading (dBuV)	Correction (dB/m)	Result (dBuV/m)	Limit (dBuV/m)	Margin (dB)	Remark
1	4904.000	39.77	0.46	40.23	74.00	-33.77	peak
2*	7356.000	34.08	8.02	42.10	74.00	-31.90	peak

Standard:	Part 15C	Test Site:	966 Chamber
Polarization:	Vertical		
Test Mode:	802.11ax HE40 2452 MHz		
Remark:			

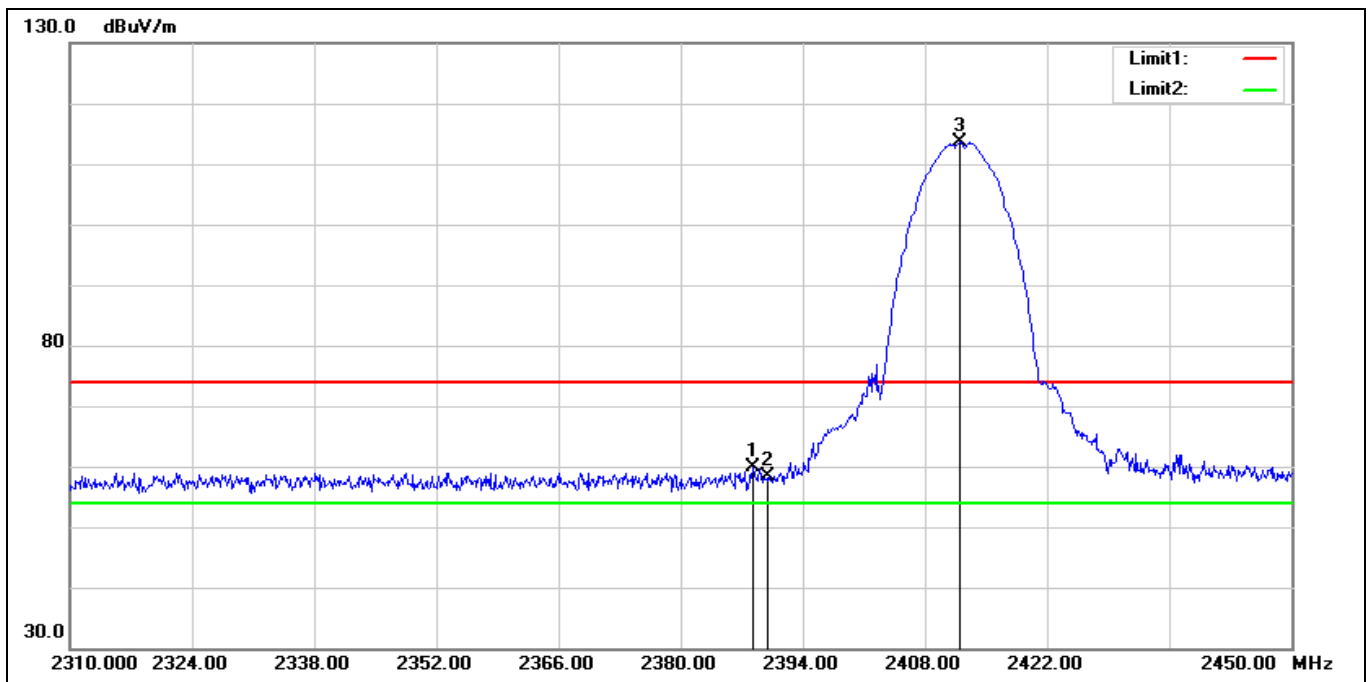


No.	Frequency (MHz)	Reading (dBuV)	Correction (dB/m)	Result (dBuV/m)	Limit (dBuV/m)	Margin (dB)	Remark
1	4904.000	43.18	0.46	43.64	74.00	-30.36	peak
2*	7356.000	35.63	8.02	43.65	74.00	-30.35	peak

Band Edge

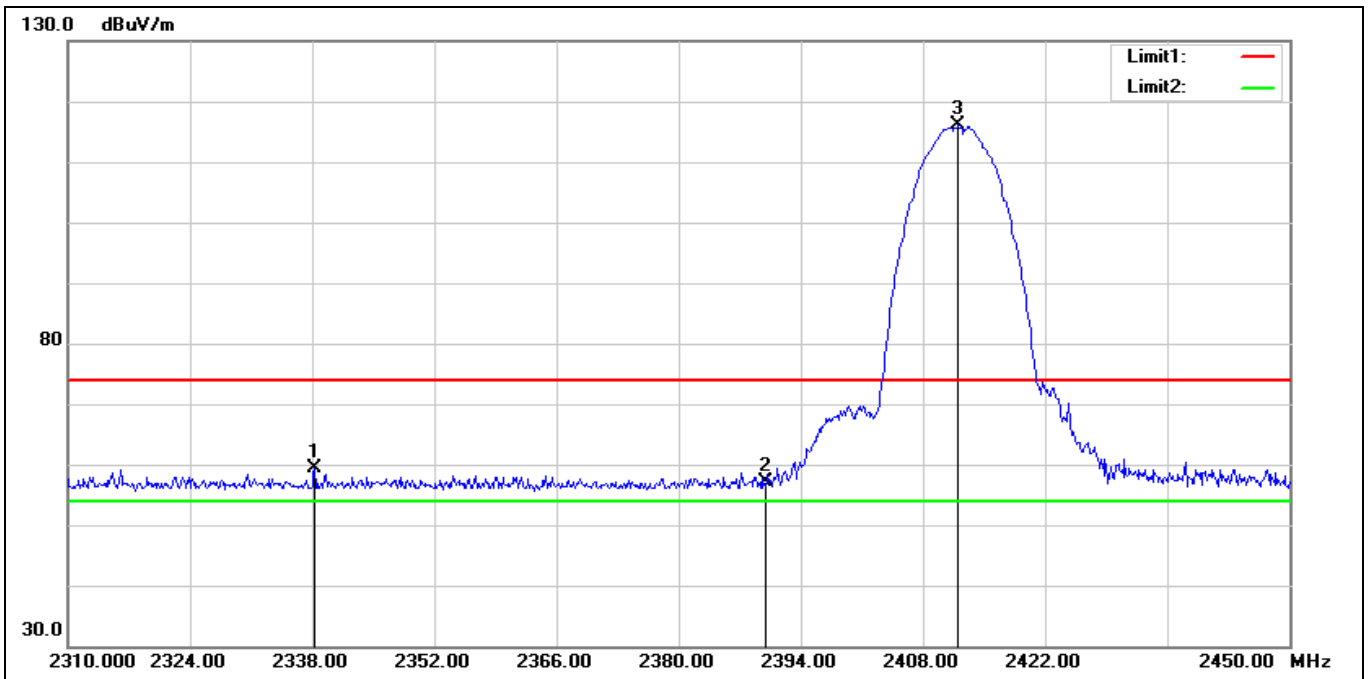
Peak

Standard:	Part 15C	Test Site:	966 Chamber
Polarization:	Horizontal		
Test Mode:	802.11b 2412 MHz		
Remark:			



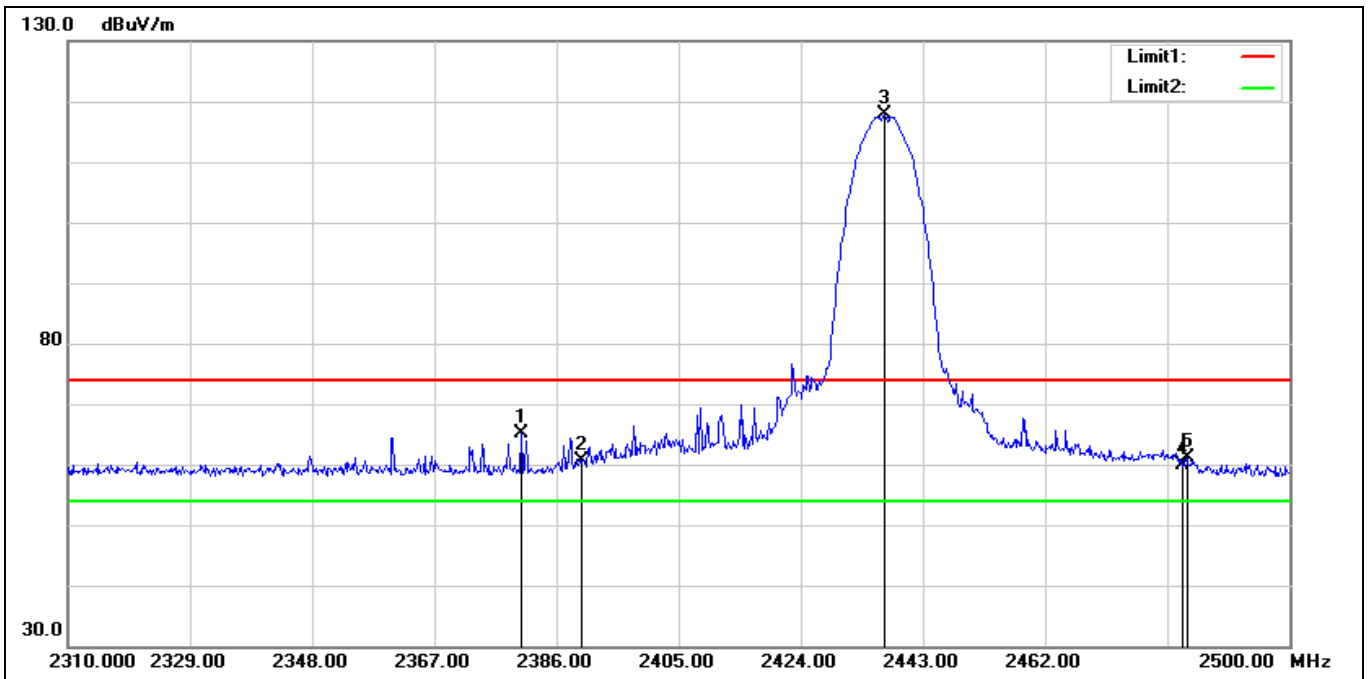
No.	Frequency (MHz)	Reading (dBuV)	Correction (dB/m)	Result (dBuV/m)	Limit (dBuV/m)	Margin (dB)	Remark
1	2388.260	65.98	-6.18	59.80	74.00	-14.20	peak
2	2390.000	64.61	-6.19	58.42	74.00	-15.58	peak
3*	2412.060	119.96	-6.27	113.69	74.00	39.69	peak

Standard:	Part 15C	Test Site:	966 Chamber
Polarization:	Vertical		
Test Mode:	802.11b 2412 MHz		
Remark:			



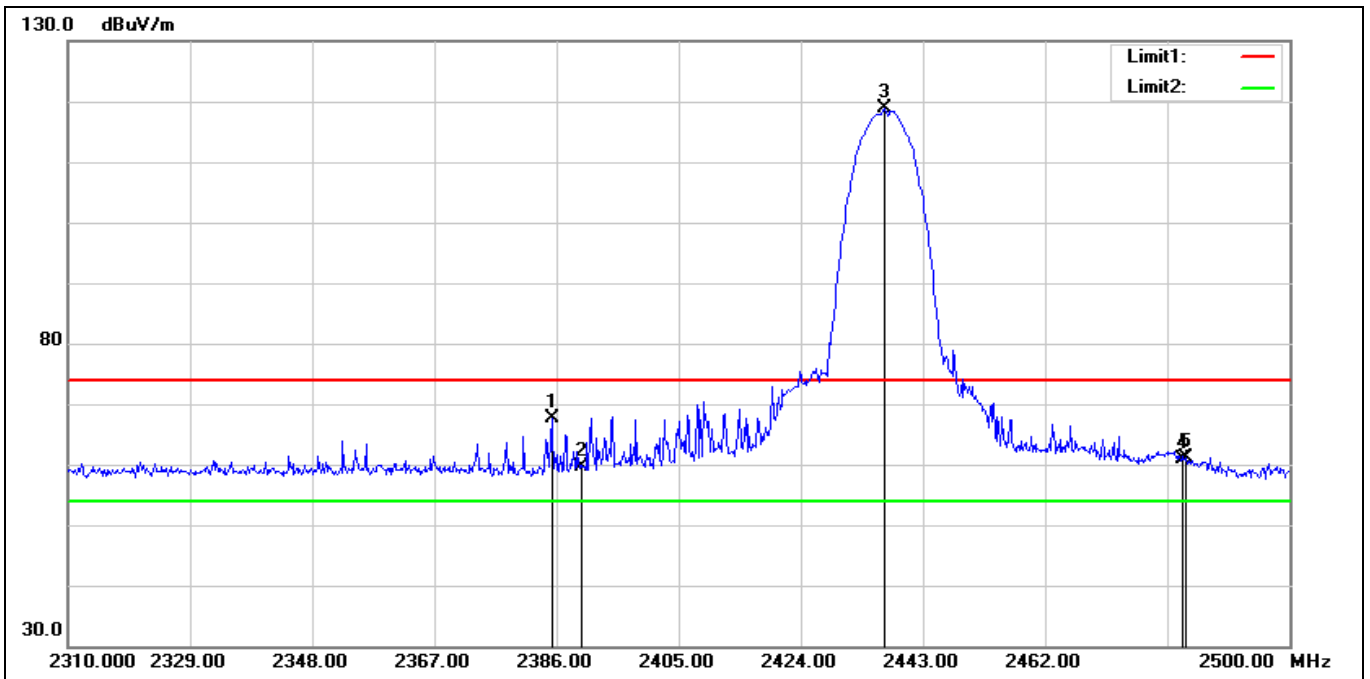
No.	Frequency (MHz)	Reading (dBuV)	Correction (dB/m)	Result (dBuV/m)	Limit (dBuV/m)	Margin (dB)	Remark
1	2338.280	65.52	-6.03	59.49	74.00	-14.51	peak
2	2390.000	63.26	-6.19	57.07	74.00	-16.93	peak
3*	2412.060	122.36	-6.27	116.09	74.00	42.09	peak

Standard:	Part 15C	Test Site:	966 Chamber
Polarization:	Horizontal		
Test Mode:	802.11b 2437 MHz		
Remark:			



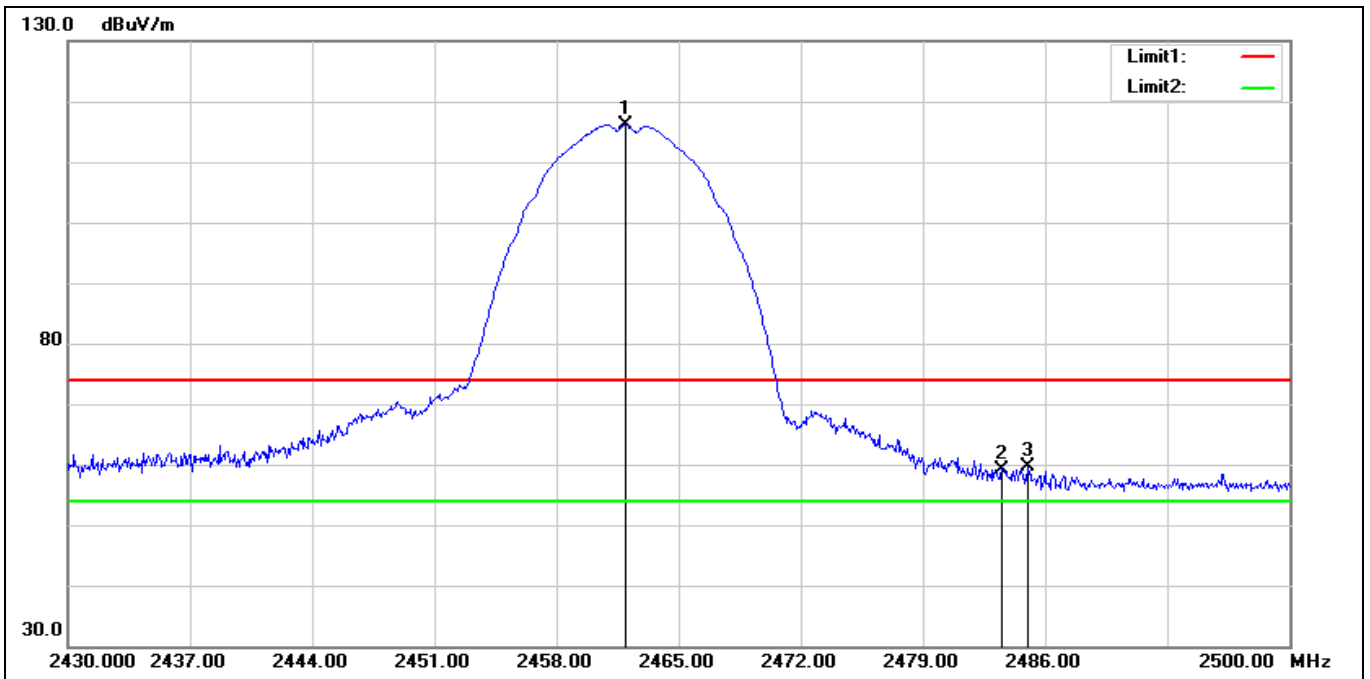
No.	Frequency (MHz)	Reading (dBuV)	Correction (dB/m)	Result (dBuV/m)	Limit (dBuV/m)	Margin (dB)	Remark
1	2380.490	71.38	-6.14	65.24	74.00	-8.76	peak
2	2390.000	66.90	-6.19	60.71	74.00	-13.29	peak
3*	2436.920	124.11	-6.34	117.77	74.00	43.77	peak
4	2483.500	66.22	-6.46	59.76	74.00	-14.24	peak
5	2484.040	67.53	-6.47	61.06	74.00	-12.94	peak

Standard:	Part 15C	Test Site:	966 Chamber
Polarization:	Vertical		
Test Mode:	802.11b 2437 MHz		
Remark:			



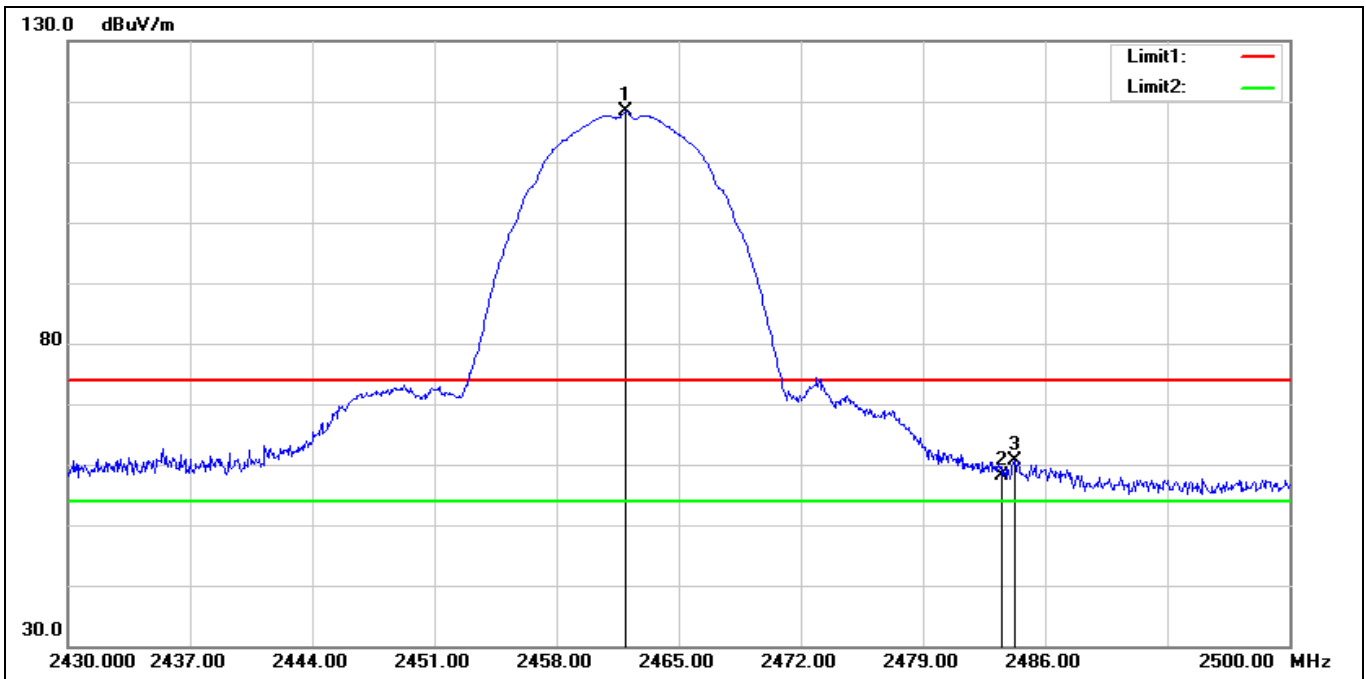
No.	Frequency (MHz)	Reading (dBuV)	Correction (dB/m)	Result (dBuV/m)	Limit (dBuV/m)	Margin (dB)	Remark
1	2385.240	73.86	-6.16	67.70	74.00	-6.30	peak
2	2390.000	65.80	-6.19	59.61	74.00	-14.39	peak
3*	2436.920	125.25	-6.34	118.91	74.00	44.91	peak
4	2483.500	67.37	-6.46	60.91	74.00	-13.09	peak
5	2483.850	67.66	-6.47	61.19	74.00	-12.81	peak

Standard:	Part 15C	Test Site:	966 Chamber
Polarization:	Horizontal		
Test Mode:	802.11b 2462 MHz		
Remark:			



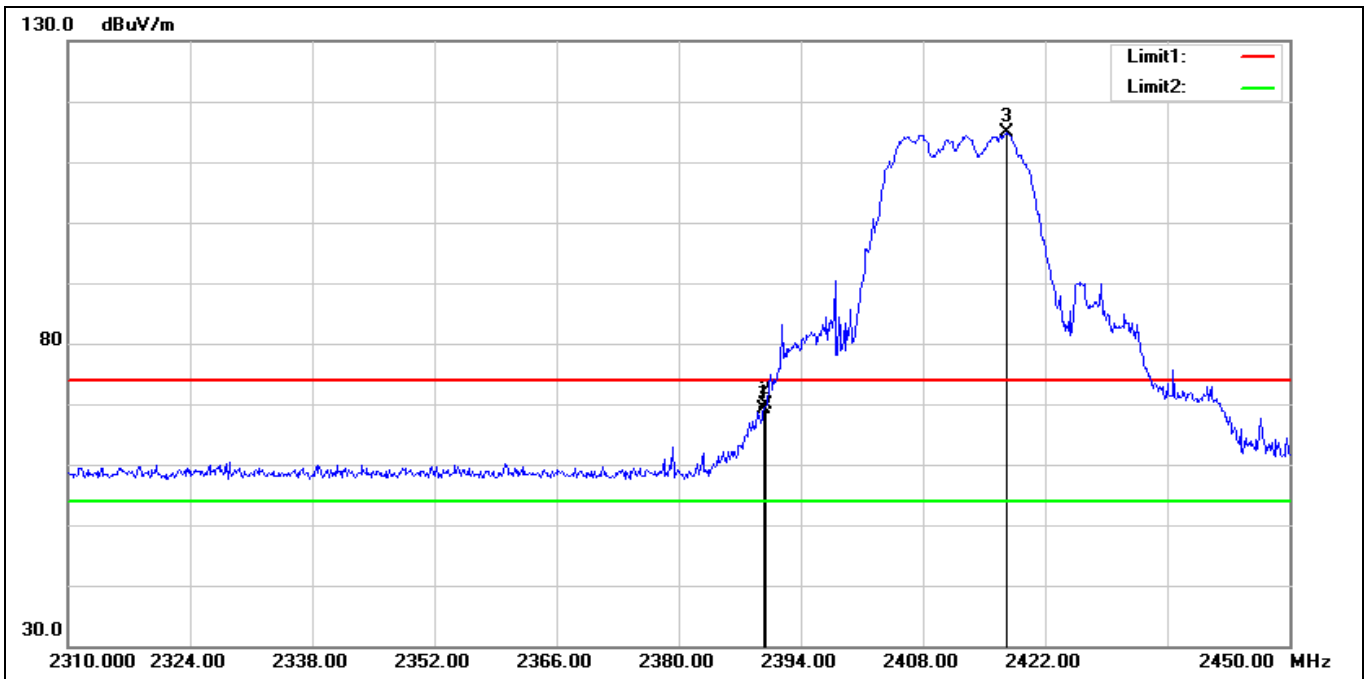
No.	Frequency (MHz)	Reading (dBuV)	Correction (dB/m)	Result (dBuV/m)	Limit (dBuV/m)	Margin (dB)	Remark
1*	2461.990	122.60	-6.41	116.19	74.00	42.19	peak
2	2483.500	65.57	-6.46	59.11	74.00	-14.89	peak
3	2485.020	66.19	-6.46	59.73	74.00	-14.27	peak

Standard:	Part 15C	Test Site:	966 Chamber
Polarization:	Vertical		
Test Mode:	802.11b 2462 MHz		
Remark:			



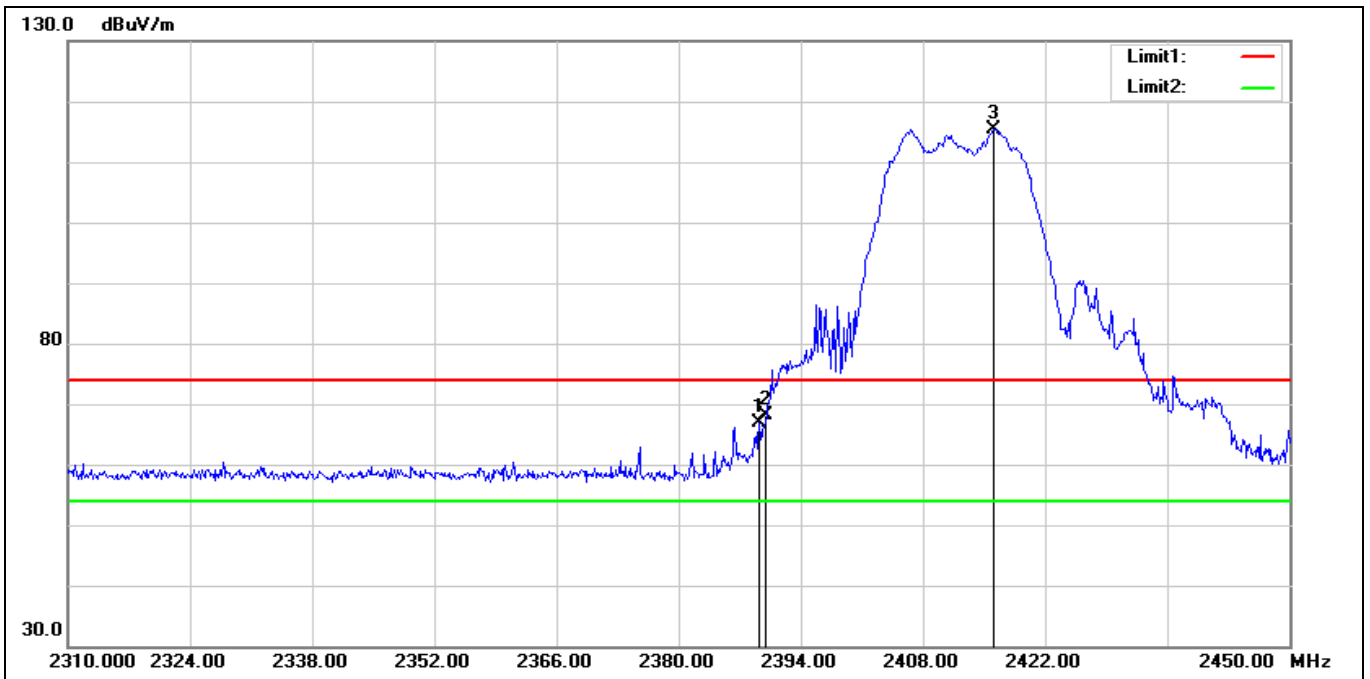
No.	Frequency (MHz)	Reading (dBuV)	Correction (dB/m)	Result (dBuV/m)	Limit (dBuV/m)	Margin (dB)	Remark
1*	2461.990	124.76	-6.41	118.35	74.00	44.35	peak
2	2483.500	64.67	-6.46	58.21	74.00	-15.79	peak
3	2484.250	67.10	-6.47	60.63	74.00	-13.37	peak

Standard:	Part 15C	Test Site:	966 Chamber
Polarization:	Horizontal		
Test Mode:	802.11g 2412 MHz		
Remark:			



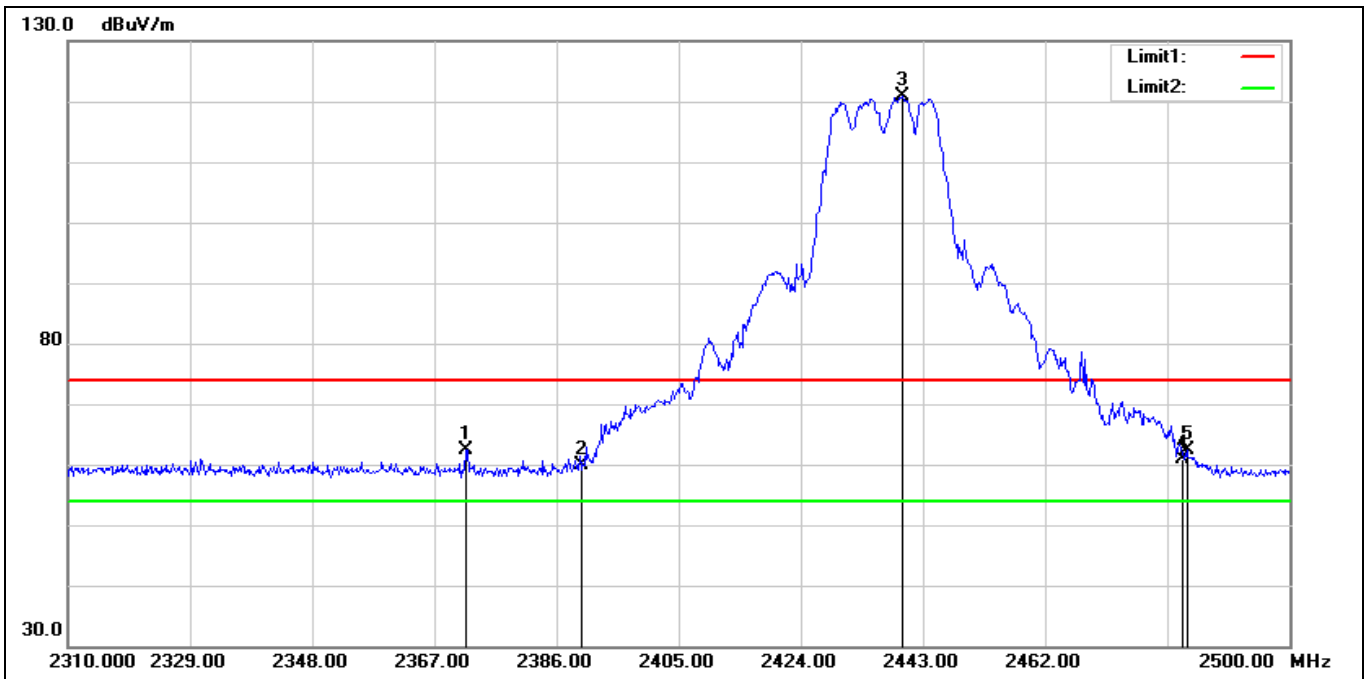
No.	Frequency (MHz)	Reading (dBuV)	Correction (dB/m)	Result (dBuV/m)	Limit (dBuV/m)	Margin (dB)	Remark
1	2389.800	75.44	-6.19	69.25	74.00	-4.75	peak
2	2390.000	75.97	-6.19	69.78	74.00	-4.22	peak
3*	2417.520	121.07	-6.28	114.79	74.00	40.79	peak

Standard:	Part 15C	Test Site:	966 Chamber
Polarization:	Vertical		
Test Mode:	802.11g 2412 MHz		
Remark:			



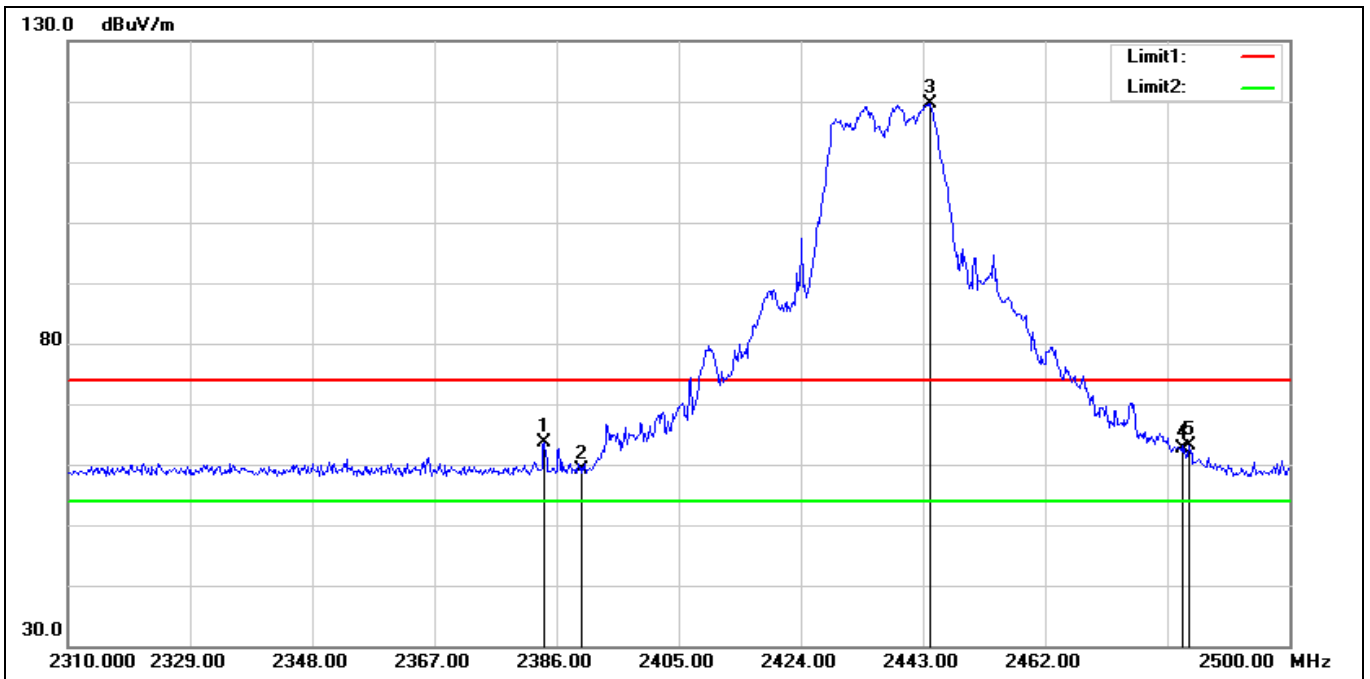
No.	Frequency (MHz)	Reading (dBuV)	Correction (dB/m)	Result (dBuV/m)	Limit (dBuV/m)	Margin (dB)	Remark
1	2389.240	73.01	-6.19	66.82	74.00	-7.18	peak
2	2390.000	74.37	-6.19	68.18	74.00	-5.82	peak
3*	2416.120	121.74	-6.27	115.47	74.00	41.47	peak

Standard:	Part 15C	Test Site:	966 Chamber
Polarization:	Horizontal		
Test Mode:	802.11g 2437 MHz		
Remark:			



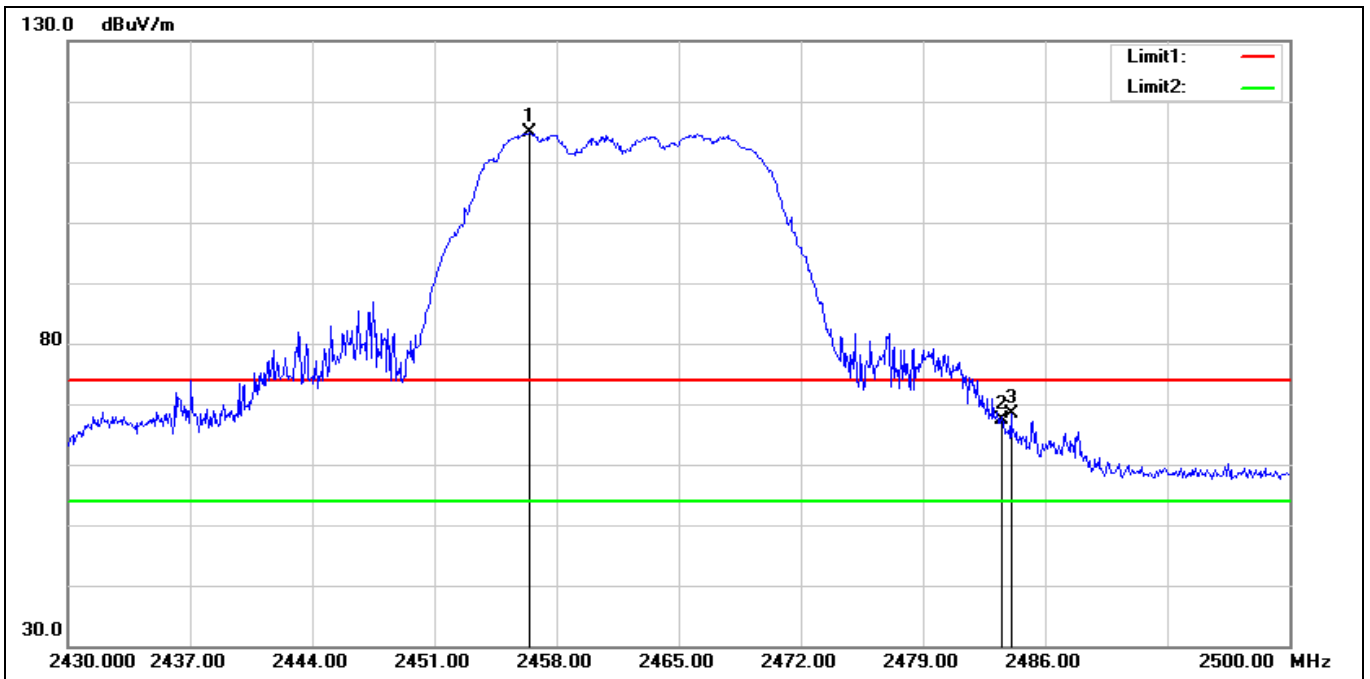
No.	Frequency (MHz)	Reading (dBuV)	Correction (dB/m)	Result (dBuV/m)	Limit (dBuV/m)	Margin (dB)	Remark
1	2371.940	68.45	-6.10	62.35	74.00	-11.65	peak
2	2390.000	66.01	-6.19	59.82	74.00	-14.18	peak
3*	2439.770	127.13	-6.35	120.78	74.00	46.78	peak
4	2483.500	67.45	-6.46	60.99	74.00	-13.01	peak
5	2484.040	68.89	-6.47	62.42	74.00	-11.58	peak

Standard:	Part 15C	Test Site:	966 Chamber
Polarization:	Vertical		
Test Mode:	802.11g 2437 MHz		
Remark:			



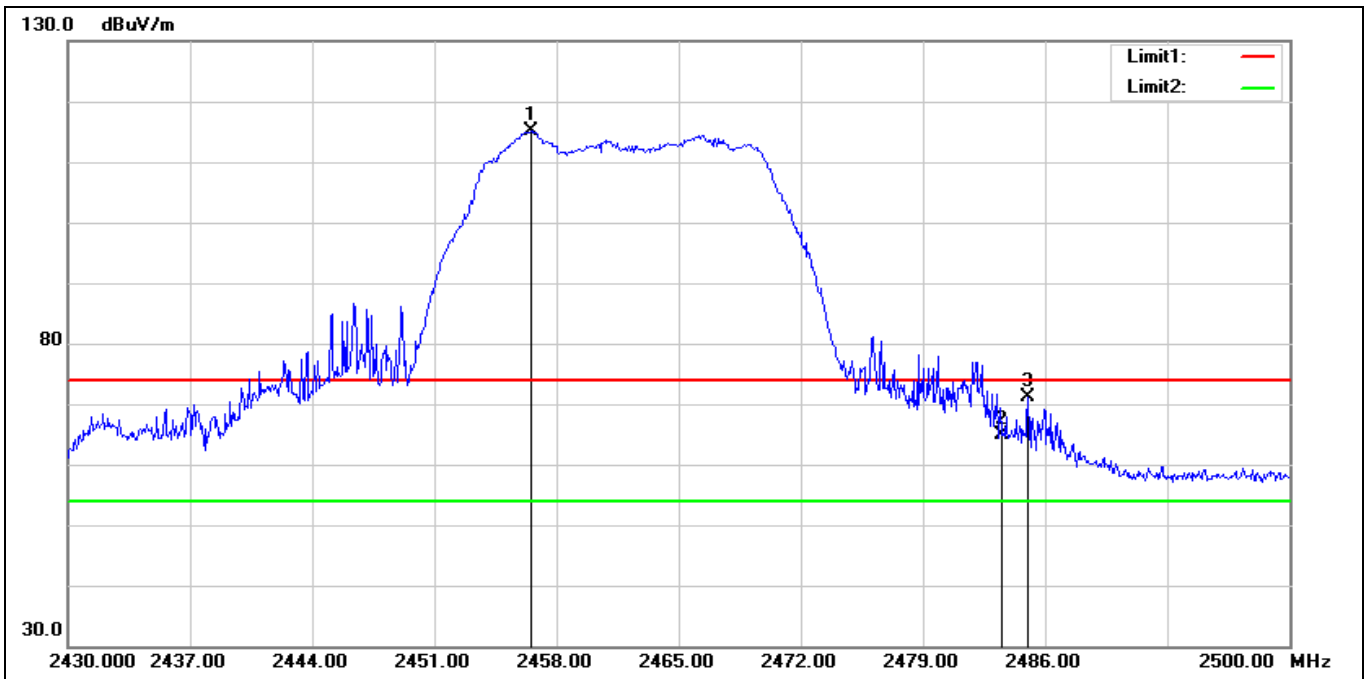
No.	Frequency (MHz)	Reading (dBuV)	Correction (dB/m)	Result (dBuV/m)	Limit (dBuV/m)	Margin (dB)	Remark
1	2384.100	69.86	-6.16	63.70	74.00	-10.30	peak
2	2390.000	65.24	-6.19	59.05	74.00	-14.95	peak
3*	2444.140	126.03	-6.36	119.67	74.00	45.67	peak
4	2483.500	69.19	-6.46	62.73	74.00	-11.27	peak
5	2484.420	69.70	-6.47	63.23	74.00	-10.77	peak

Standard:	Part 15C	Test Site:	966 Chamber
Polarization:	Horizontal		
Test Mode:	802.11g 2462 MHz		
Remark:			



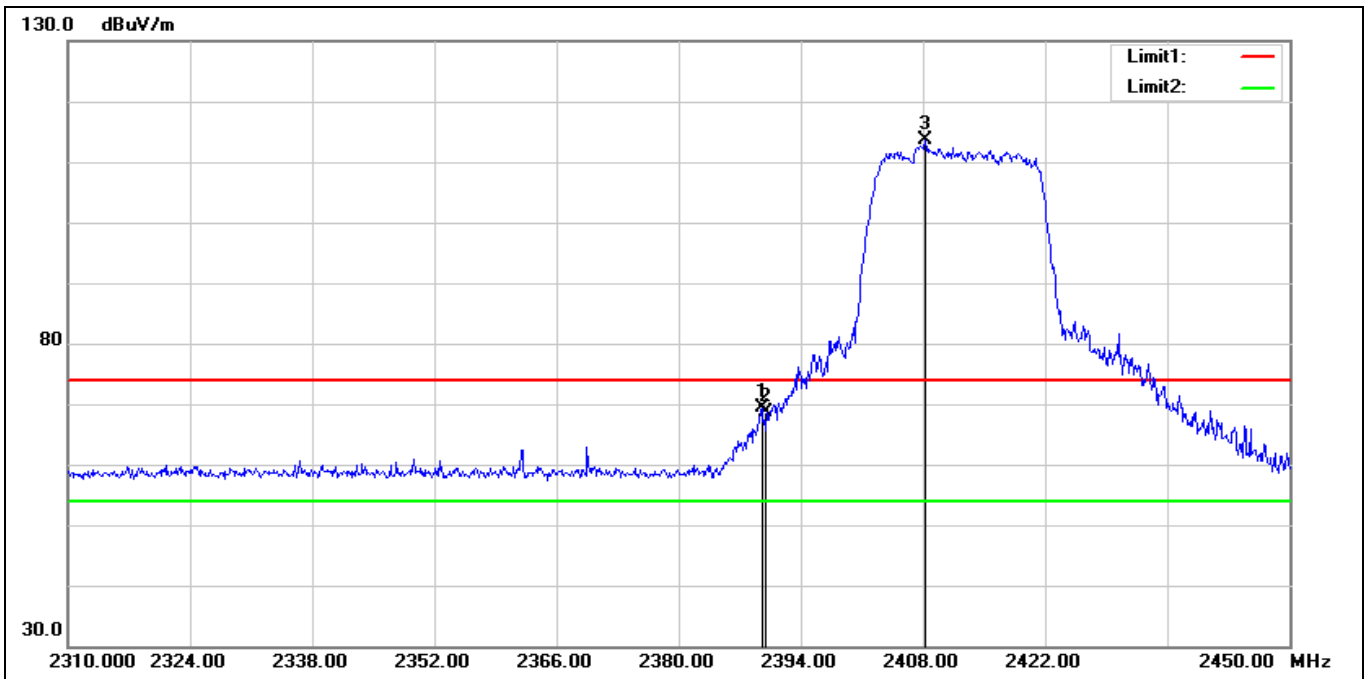
No.	Frequency (MHz)	Reading (dBuV)	Correction (dB/m)	Result (dBuV/m)	Limit (dBuV/m)	Margin (dB)	Remark
1*	2456.460	121.17	-6.39	114.78	74.00	40.78	peak
2	2483.500	73.73	-6.46	67.27	74.00	-6.73	peak
3	2484.040	74.89	-6.47	68.42	74.00	-5.58	peak

Standard:	Part 15C	Test Site:	966 Chamber
Polarization:	Vertical		
Test Mode:	802.11g 2462 MHz		
Remark:			



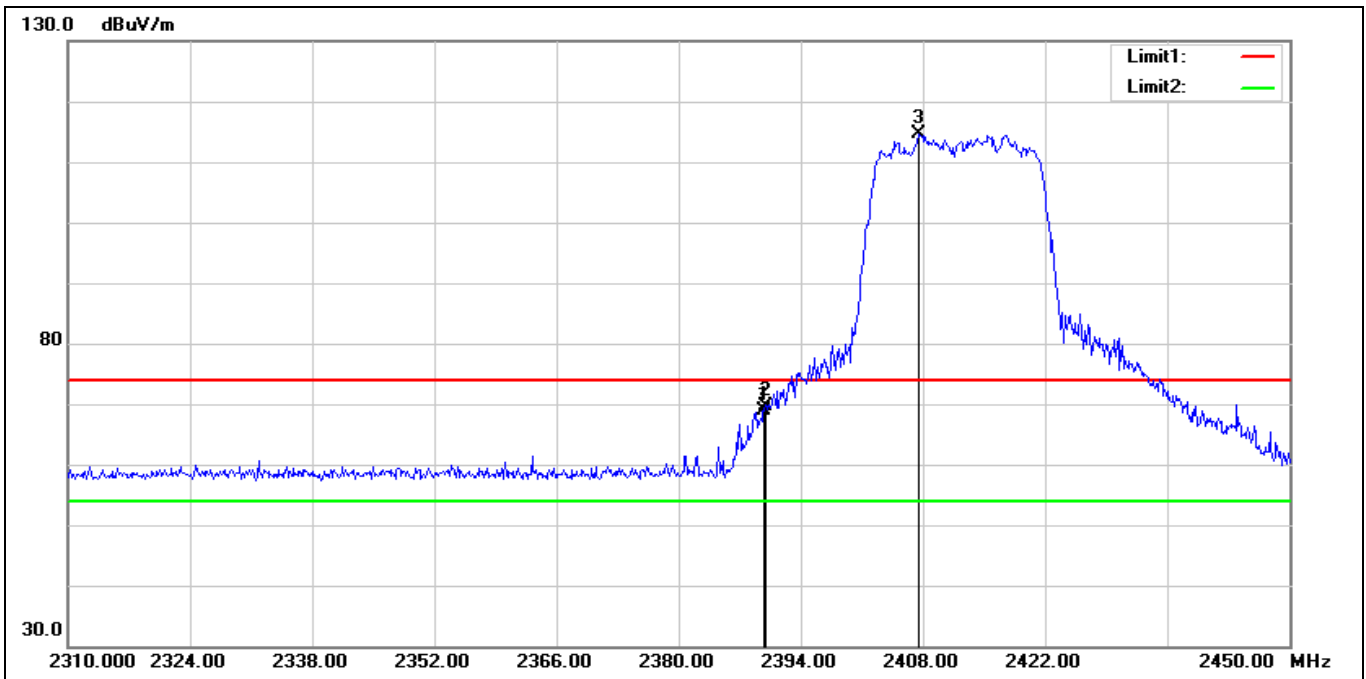
No.	Frequency (MHz)	Reading (dBuV)	Correction (dB/m)	Result (dBuV/m)	Limit (dBuV/m)	Margin (dB)	Remark
1*	2456.530	121.56	-6.39	115.17	74.00	41.17	peak
2	2483.500	71.28	-6.46	64.82	74.00	-9.18	peak
3	2485.020	77.67	-6.46	71.21	74.00	-2.79	peak

Standard:	Part 15C	Test Site:	966 Chamber
Polarization:	Horizontal		
Test Mode:	802.11ax HE20 2412 MHz		
Remark:			



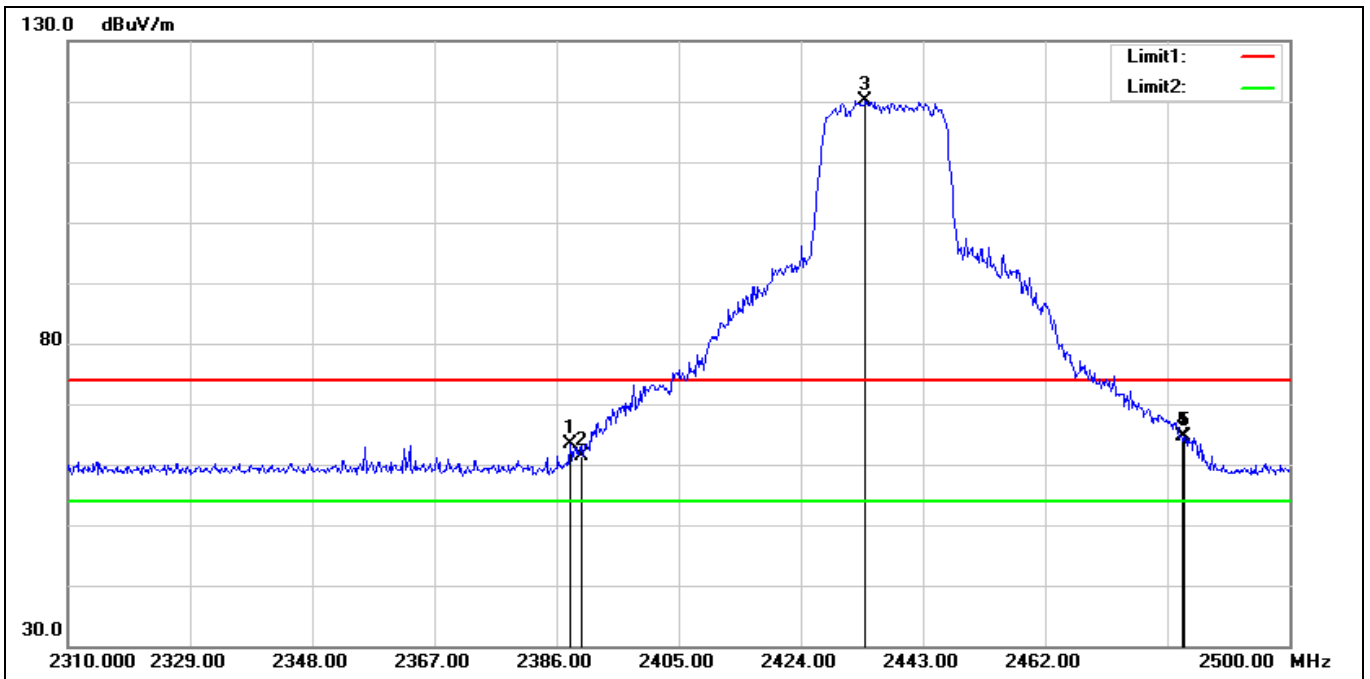
No.	Frequency (MHz)	Reading (dBuV)	Correction (dB/m)	Result (dBuV/m)	Limit (dBuV/m)	Margin (dB)	Remark
1	2389.520	75.55	-6.19	69.36	74.00	-4.64	peak
2	2390.000	74.72	-6.19	68.53	74.00	-5.47	peak
3*	2408.280	119.87	-6.25	113.62	74.00	39.62	peak

Standard:	Part 15C	Test Site:	966 Chamber
Polarization:	Vertical		
Test Mode:	802.11ax HE20 2412 MHz		
Remark:			



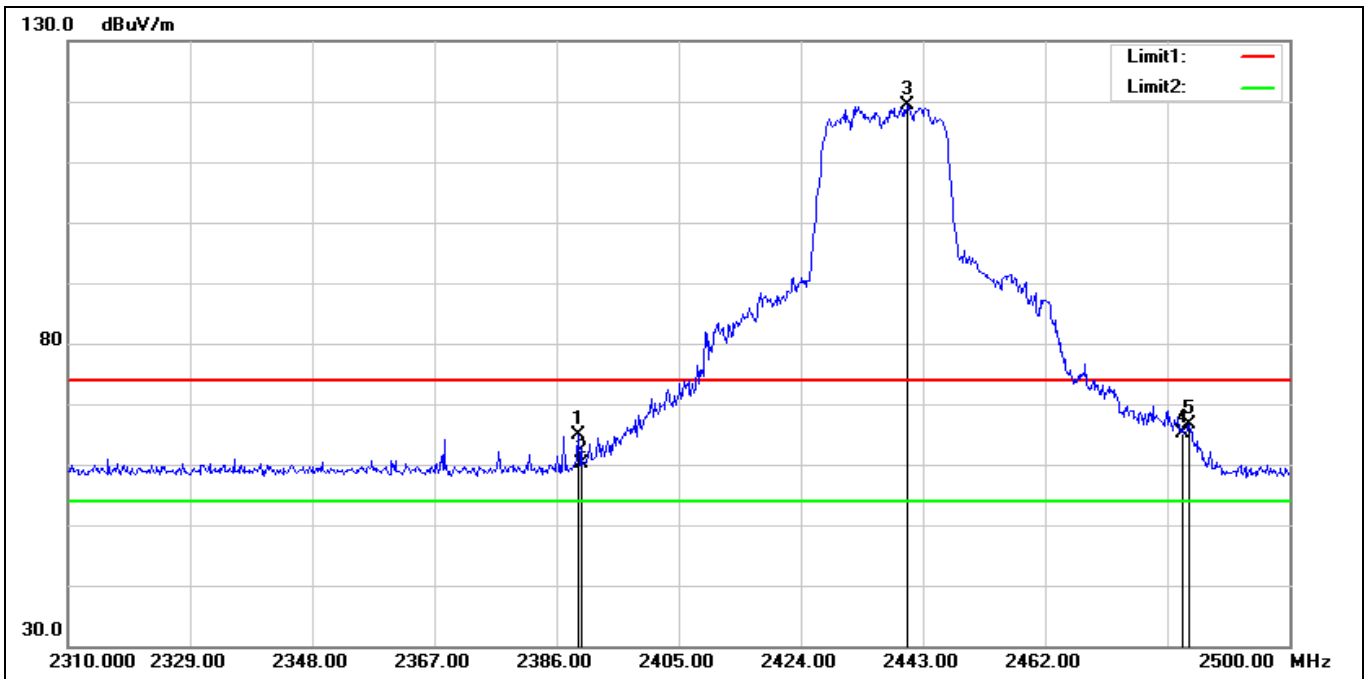
No.	Frequency (MHz)	Reading (dBuV)	Correction (dB/m)	Result (dBuV/m)	Limit (dBuV/m)	Margin (dB)	Remark
1	2389.800	75.03	-6.19	68.84	74.00	-5.16	peak
2	2390.000	75.83	-6.19	69.64	74.00	-4.36	peak
3*	2407.440	120.97	-6.25	114.72	74.00	40.72	peak

Standard:	Part 15C	Test Site:	966 Chamber
Polarization:	Horizontal		
Test Mode:	802.11ax HE20 2437 MHz		
Remark:			



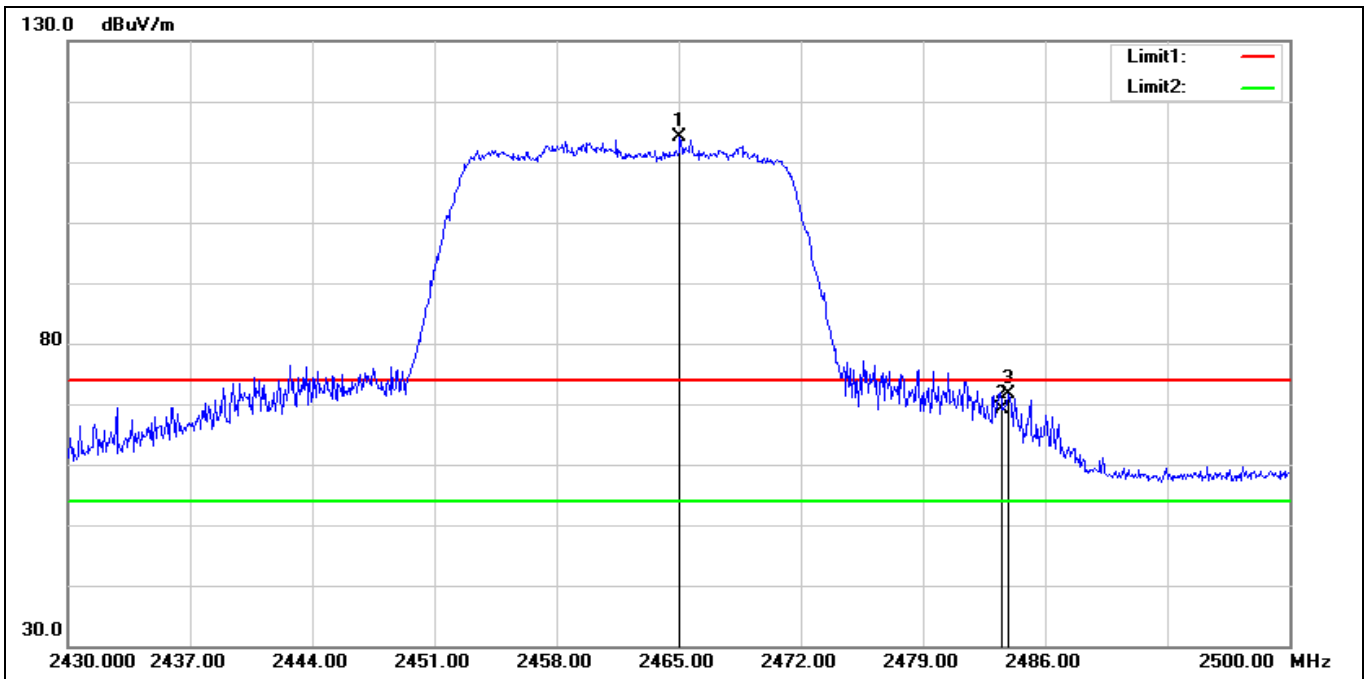
No.	Frequency (MHz)	Reading (dBuV)	Correction (dB/m)	Result (dBuV/m)	Limit (dBuV/m)	Margin (dB)	Remark
1	2388.090	69.62	-6.18	63.44	74.00	-10.56	peak
2	2390.000	67.48	-6.19	61.29	74.00	-12.71	peak
3*	2434.070	126.48	-6.34	120.14	74.00	46.14	peak
4	2483.500	71.15	-6.46	64.69	74.00	-9.31	peak
5	2483.660	71.15	-6.46	64.69	74.00	-9.31	peak

Standard:	Part 15C	Test Site:	966 Chamber
Polarization:	Vertical		
Test Mode:	802.11ax HE20 2437 MHz		
Remark:			



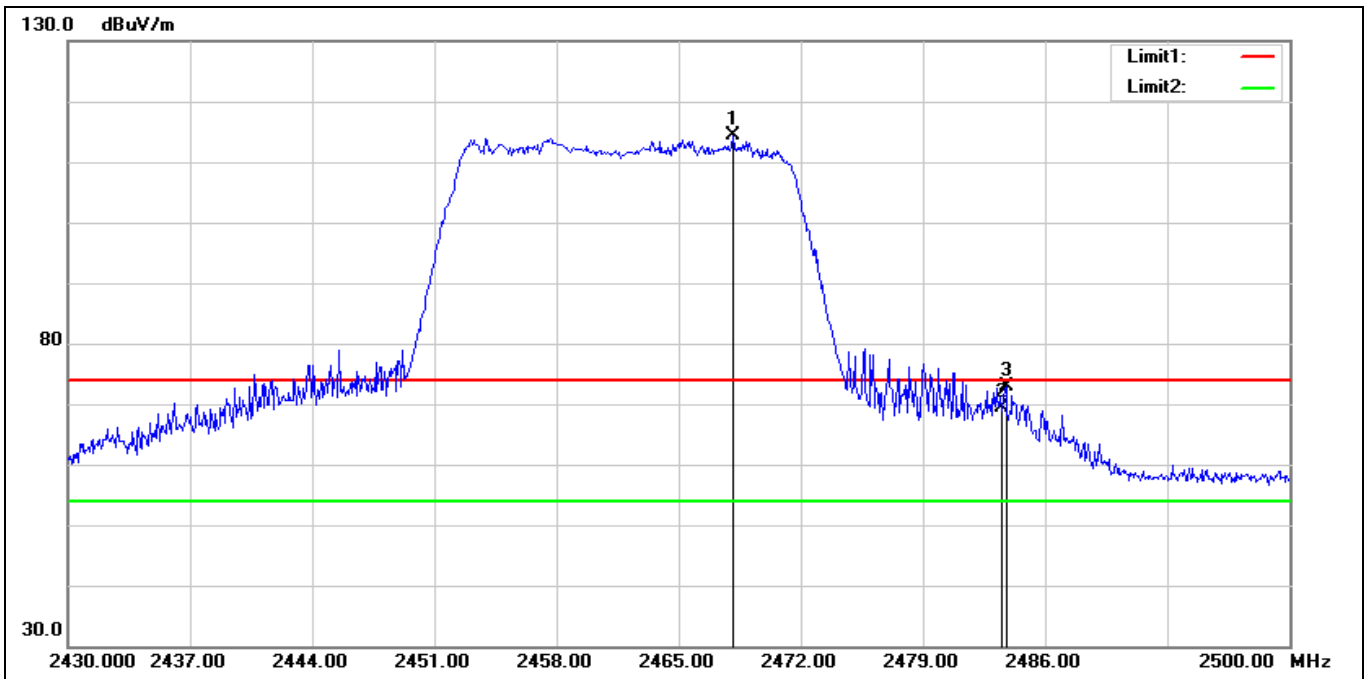
No.	Frequency (MHz)	Reading (dBuV)	Correction (dB/m)	Result (dBuV/m)	Limit (dBuV/m)	Margin (dB)	Remark
1	2389.420	71.12	-6.19	64.93	74.00	-9.07	peak
2	2390.000	66.43	-6.19	60.24	74.00	-13.76	peak
3*	2440.530	125.75	-6.35	119.40	74.00	45.40	peak
4	2483.500	71.71	-6.46	65.25	74.00	-8.75	peak
5	2484.420	73.07	-6.47	66.60	74.00	-7.40	peak

Standard:	Part 15C	Test Site:	966 Chamber
Polarization:	Horizontal		
Test Mode:	802.11ax HE20 2462 MHz		
Remark:			



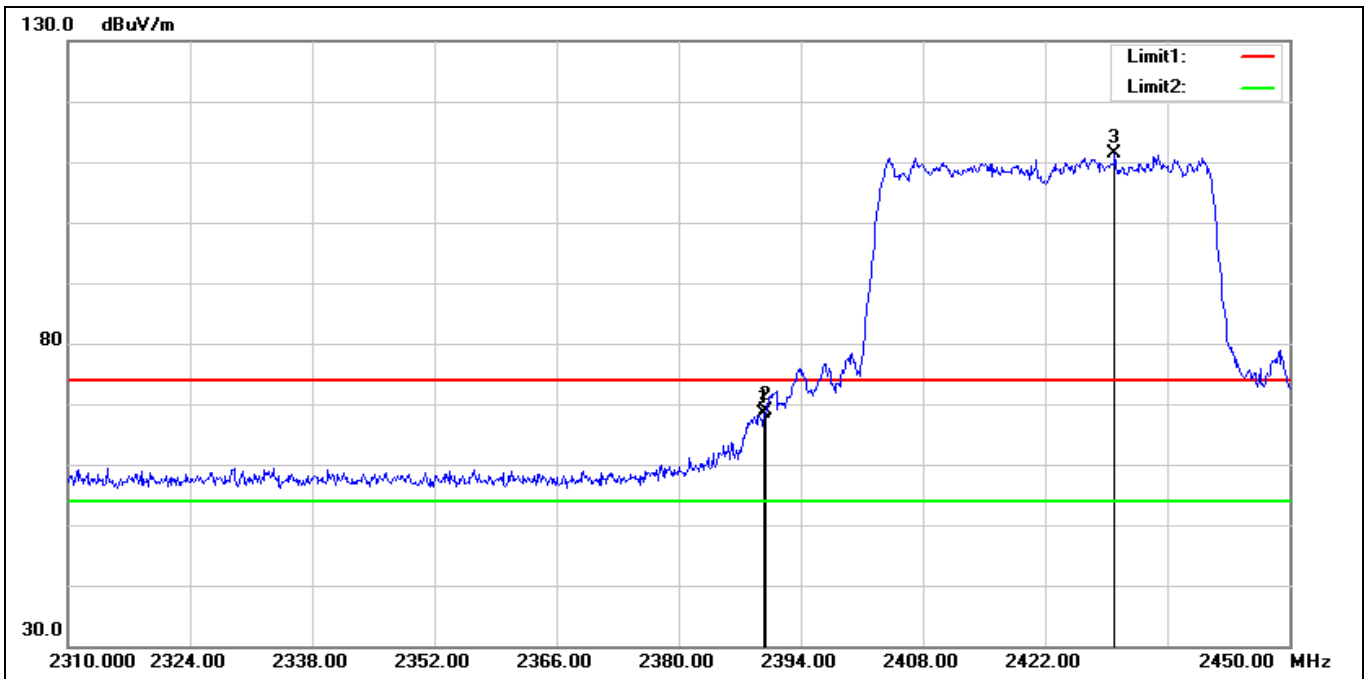
No.	Frequency (MHz)	Reading (dBuV)	Correction (dB/m)	Result (dBuV/m)	Limit (dBuV/m)	Margin (dB)	Remark
1*	2465.070	120.50	-6.41	114.09	74.00	40.09	peak
2	2483.500	75.56	-6.46	69.10	74.00	-4.90	peak
3	2483.900	78.19	-6.47	71.72	74.00	-2.28	peak

Standard:	Part 15C	Test Site:	966 Chamber
Polarization:	Vertical		
Test Mode:	802.11ax HE20 2462 MHz		
Remark:			



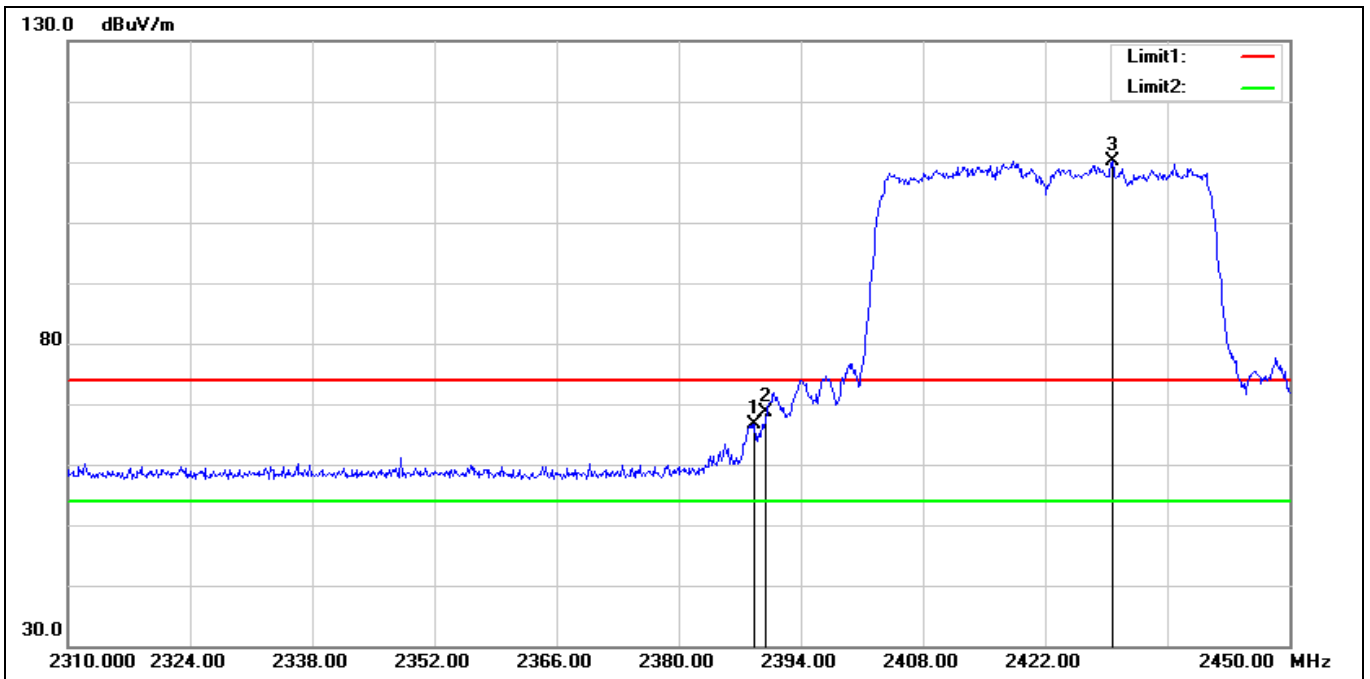
No.	Frequency (MHz)	Reading (dBuV)	Correction (dB/m)	Result (dBuV/m)	Limit (dBuV/m)	Margin (dB)	Remark
1*	2468.150	120.81	-6.42	114.39	74.00	40.39	peak
2	2483.500	75.93	-6.46	69.47	74.00	-4.53	peak
3	2483.760	79.26	-6.47	72.79	74.00	-1.21	peak

Standard:	Part 15C	Test Site:	966 Chamber
Polarization:	Horizontal		
Test Mode:	802.11ax HE40 2422 MHz		
Remark:			



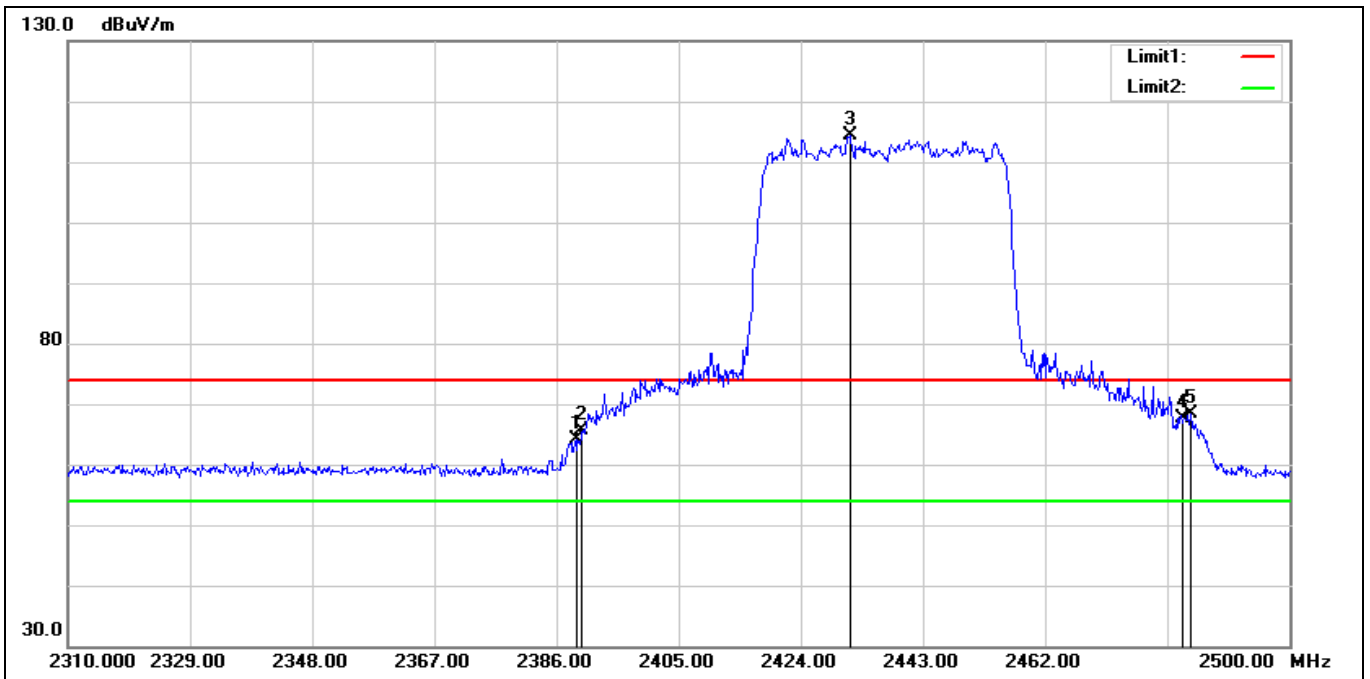
No.	Frequency (MHz)	Reading (dBuV)	Correction (dB/m)	Result (dBuV/m)	Limit (dBuV/m)	Margin (dB)	Remark
1	2389.800	74.56	-6.19	68.37	74.00	-5.63	peak
2	2390.000	75.08	-6.19	68.89	74.00	-5.11	peak
3*	2429.980	117.68	-6.32	111.36	74.00	37.36	peak

Standard:	Part 15C	Test Site:	966 Chamber
Polarization:	Vertical		
Test Mode:	802.11ax HE40 2422 MHz		
Remark:			



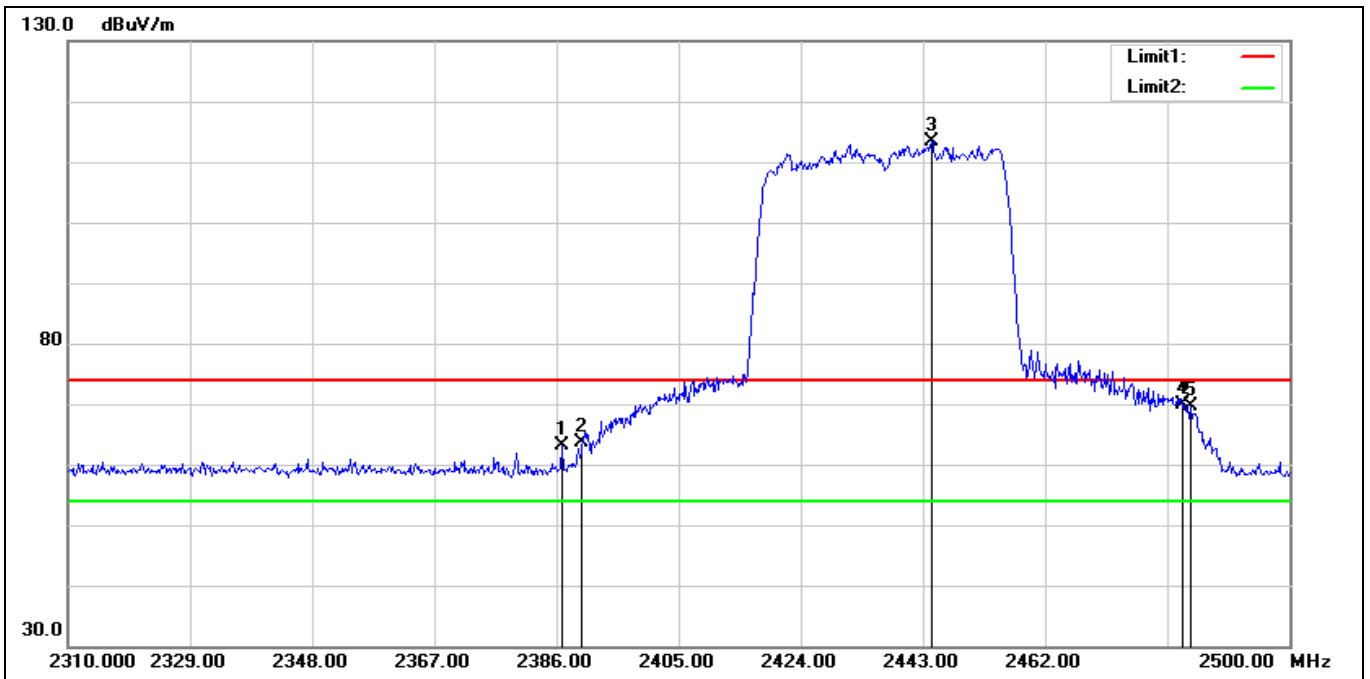
No.	Frequency (MHz)	Reading (dBuV)	Correction (dB/m)	Result (dBuV/m)	Limit (dBuV/m)	Margin (dB)	Remark
1	2388.680	72.88	-6.18	66.70	74.00	-7.30	peak
2	2390.000	74.88	-6.19	68.69	74.00	-5.31	peak
3*	2429.700	116.48	-6.32	110.16	74.00	36.16	peak

Standard:	Part 15C	Test Site:	966 Chamber
Polarization:	Horizontal		
Test Mode:	802.11ax HE40 2437 MHz		
Remark:			



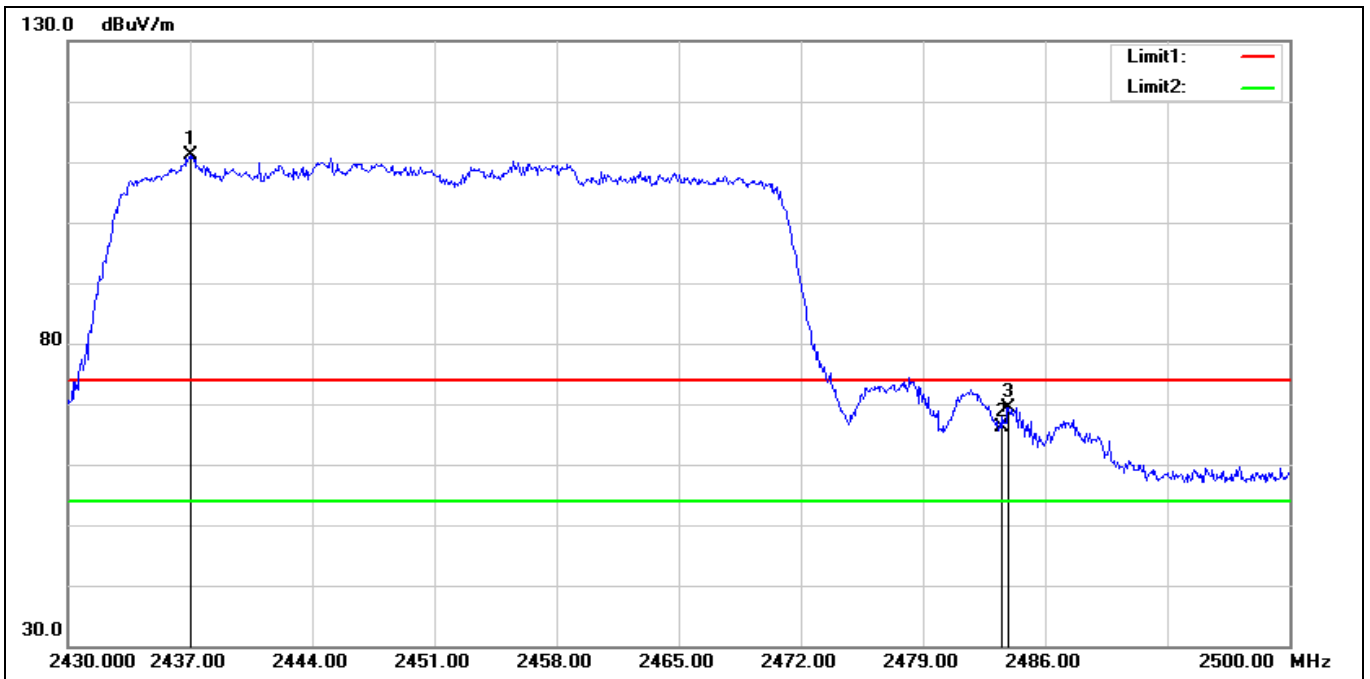
No.	Frequency (MHz)	Reading (dBuV)	Correction (dB/m)	Result (dBuV/m)	Limit (dBuV/m)	Margin (dB)	Remark
1	2389.230	70.33	-6.19	64.14	74.00	-9.86	peak
2	2390.000	71.75	-6.19	65.56	74.00	-8.44	peak
3*	2431.600	120.68	-6.33	114.35	74.00	40.35	peak
4	2483.500	74.04	-6.46	67.58	74.00	-6.42	peak
5	2484.610	74.76	-6.47	68.29	74.00	-5.71	peak

Standard:	Part 15C	Test Site:	966 Chamber
Polarization:	Vertical		
Test Mode:	802.11ax HE40 2437 MHz		
Remark:			



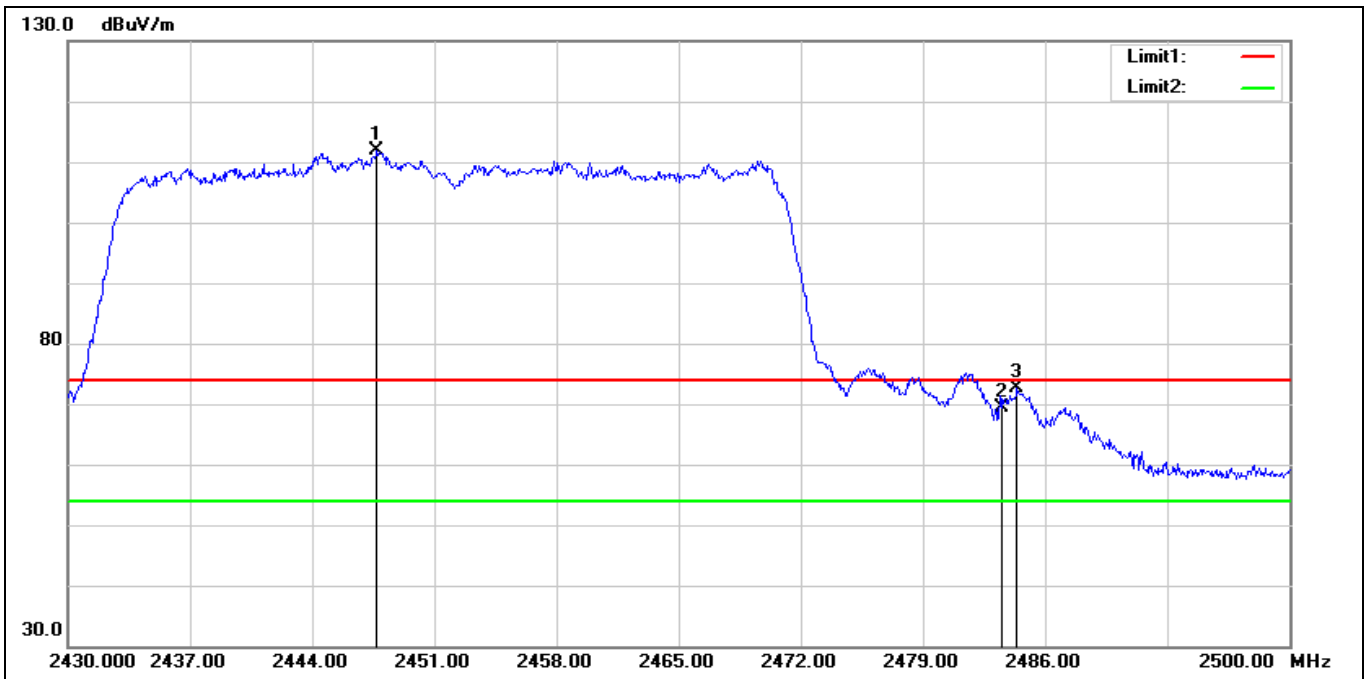
No.	Frequency (MHz)	Reading (dBuV)	Correction (dB/m)	Result (dBuV/m)	Limit (dBuV/m)	Margin (dB)	Remark
1	2386.760	69.18	-6.17	63.01	74.00	-10.99	peak
2	2390.000	69.73	-6.19	63.54	74.00	-10.46	peak
3*	2444.330	119.77	-6.36	113.41	74.00	39.41	peak
4	2483.500	76.24	-6.46	69.78	74.00	-4.22	peak
5	2484.610	76.11	-6.47	69.64	74.00	-4.36	peak

Standard:	Part 15C	Test Site:	966 Chamber
Polarization:	Horizontal		
Test Mode:	802.11ax HE40 2452 MHz		
Remark:			



No.	Frequency (MHz)	Reading (dBuV)	Correction (dB/m)	Result (dBuV/m)	Limit (dBuV/m)	Margin (dB)	Remark
1*	2437.000	117.35	-6.34	111.01	74.00	37.01	peak
2	2483.500	72.69	-6.46	66.23	74.00	-7.77	peak
3	2483.900	75.86	-6.47	69.39	74.00	-4.61	peak

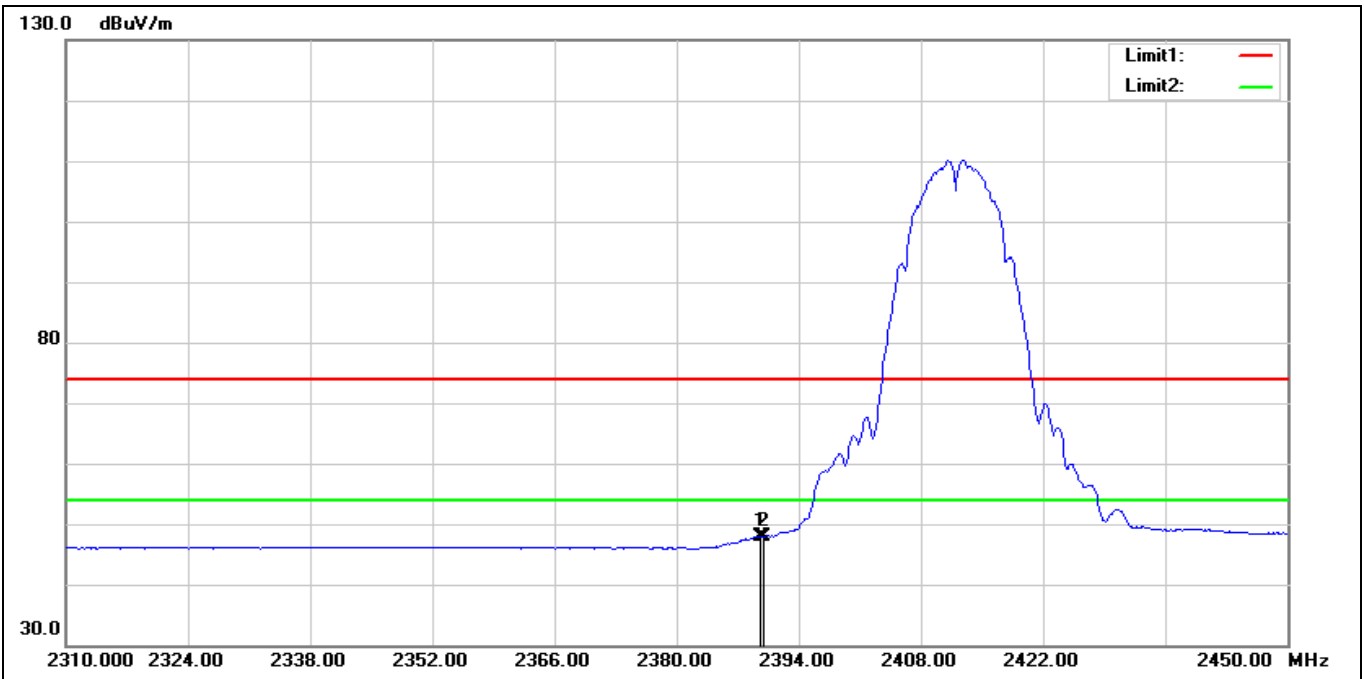
Standard:	Part 15C	Test Site:	966 Chamber
Polarization:	Vertical		
Test Mode:	802.11ax HE40 2452 MHz		
Remark:			



No.	Frequency (MHz)	Reading (dBuV)	Correction (dB/m)	Result (dBuV/m)	Limit (dBuV/m)	Margin (dB)	Remark
1*	2447.710	118.21	-6.36	111.85	74.00	37.85	peak
2	2483.500	75.85	-6.46	69.39	74.00	-4.61	peak
3	2484.390	79.16	-6.47	72.69	74.00	-1.31	peak

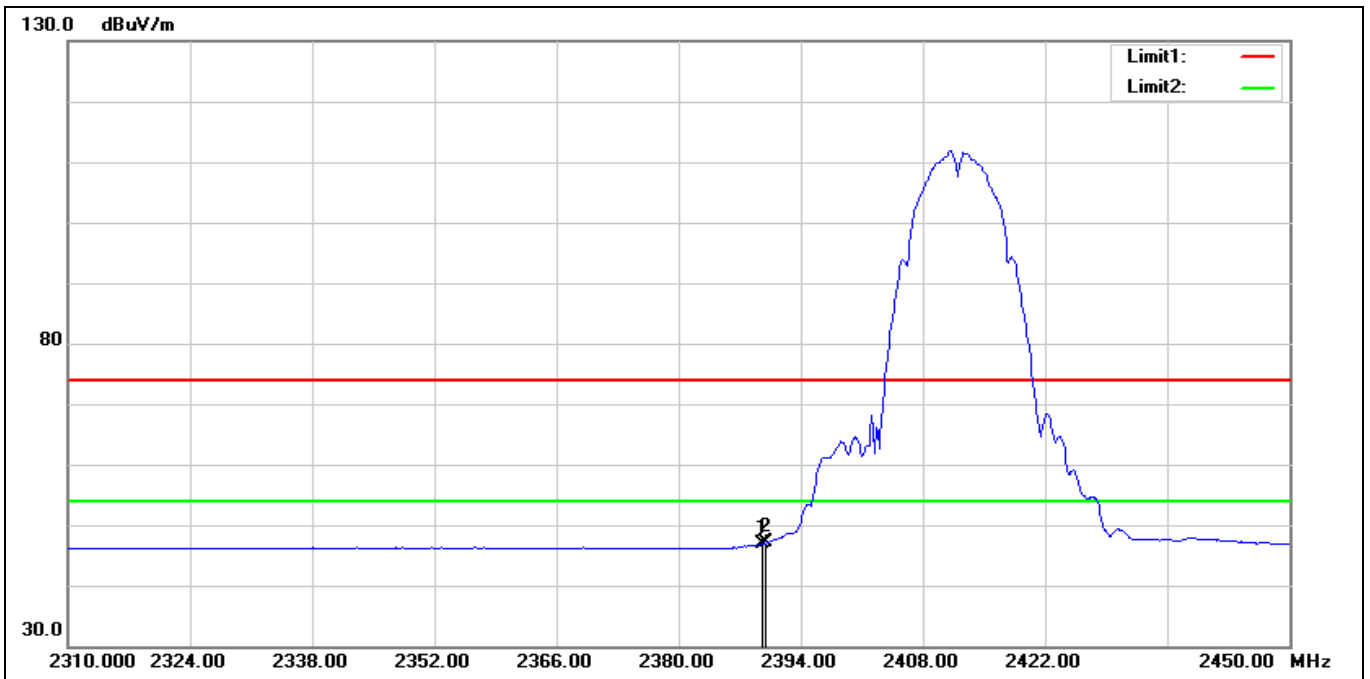
Average

Standard:	Part 15C	Test Site:	966 Chamber
Polarization:	Horizontal		
Test Mode:	802.11b 2412 MHz		
Remark:			



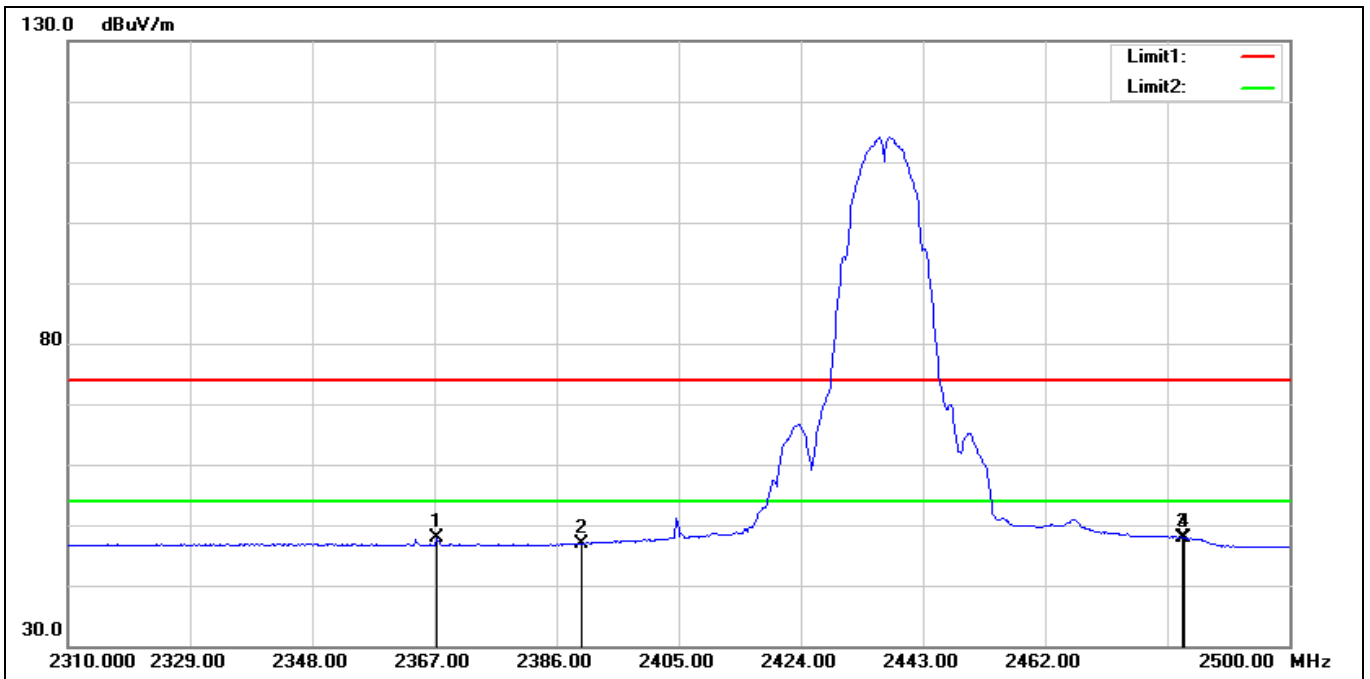
No.	Frequency (MHz)	Reading (dBuV)	Correction (dB/m)	Result (dBuV/m)	Limit (dBuV/m)	Margin (dB)	Remark
1*	2389.520	54.15	-6.19	47.96	54.00	-6.04	AVG
2	2390.000	54.10	-6.19	47.91	54.00	-6.09	AVG

Standard:	Part 15C	Test Site:	966 Chamber
Polarization:	Vertical		
Test Mode:	802.11b 2412 MHz		
Remark:			



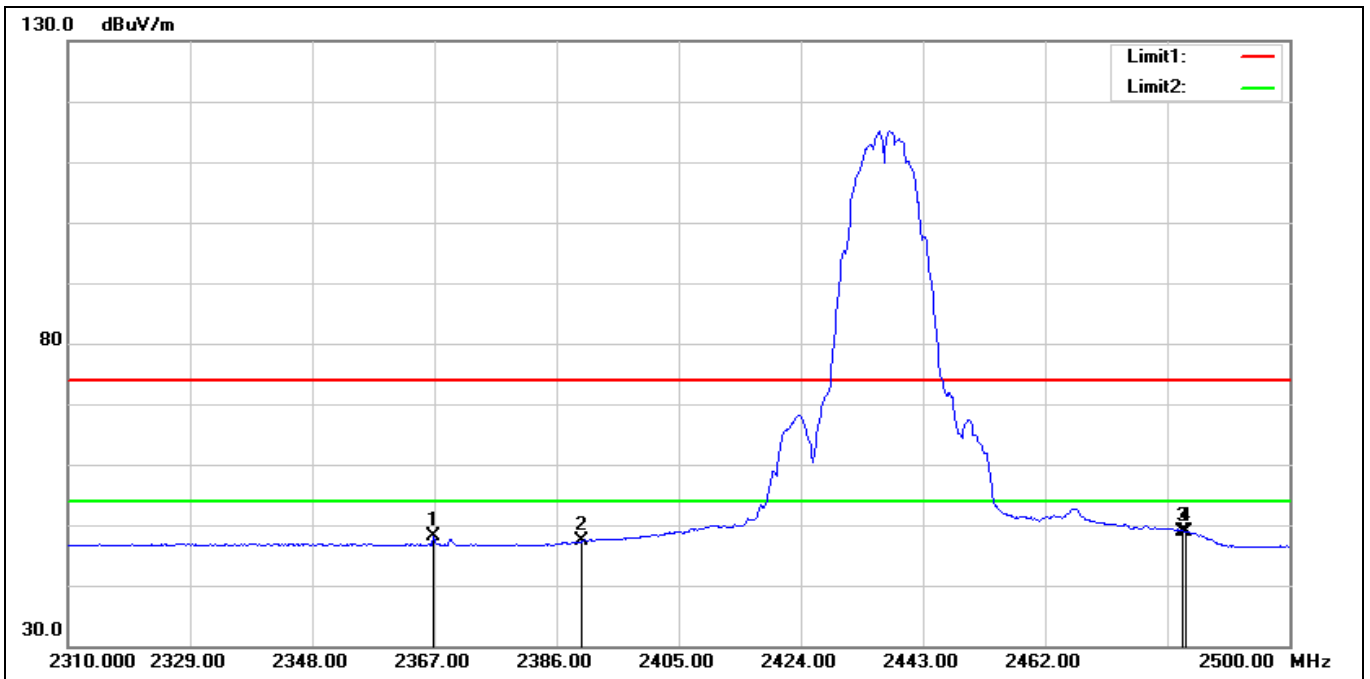
No.	Frequency (MHz)	Reading (dBuV)	Correction (dB/m)	Result (dBuV/m)	Limit (dBuV/m)	Margin (dB)	Remark
1	2389.660	53.10	-6.19	46.91	54.00	-7.09	AVG
2*	2390.000	53.39	-6.19	47.20	54.00	-6.80	AVG

Standard:	Part 15C	Test Site:	966 Chamber
Polarization:	Horizontal		
Test Mode:	802.11b 2437 MHz		
Remark:			



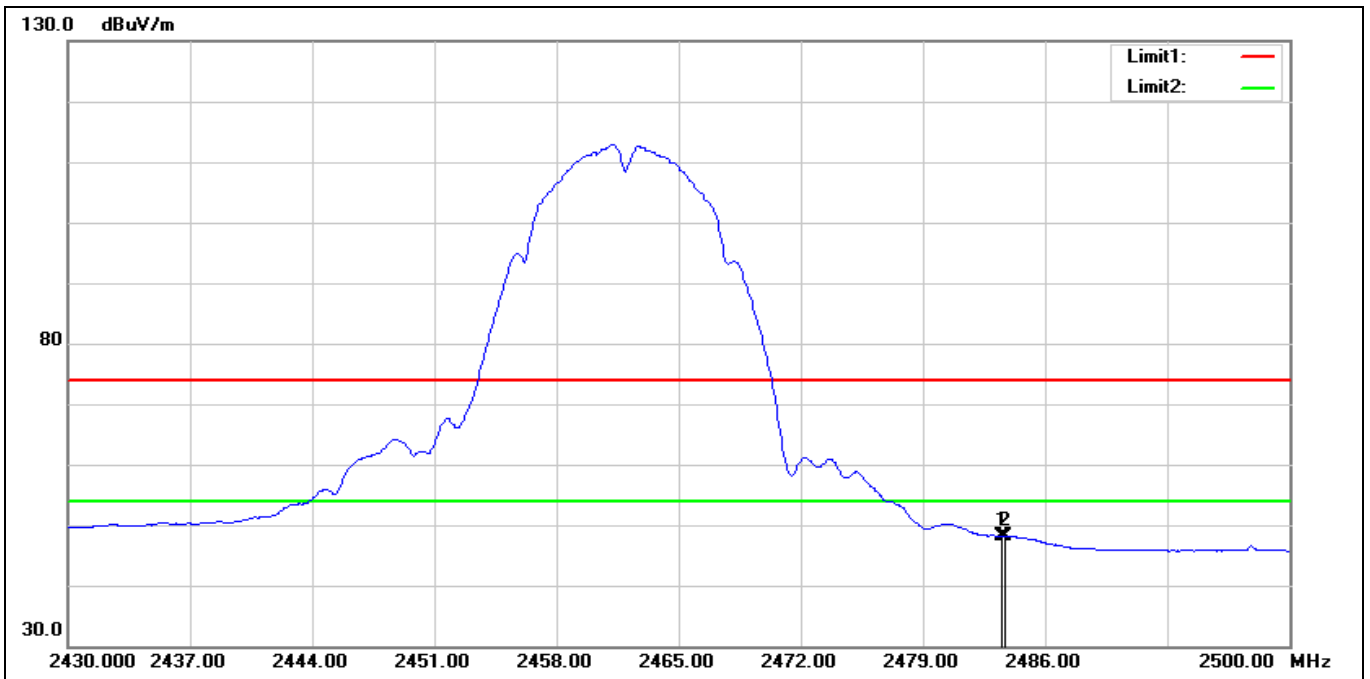
No.	Frequency (MHz)	Reading (dBuV)	Correction (dB/m)	Result (dBuV/m)	Limit (dBuV/m)	Margin (dB)	Remark
1	2367.380	53.90	-6.07	47.83	54.00	-6.17	AVG
2	2390.000	53.10	-6.19	46.91	54.00	-7.09	AVG
3*	2483.500	54.37	-6.46	47.91	54.00	-6.09	AVG
4	2483.660	54.37	-6.46	47.91	54.00	-6.09	AVG

Standard:	Part 15C	Test Site:	966 Chamber
Polarization:	Vertical		
Test Mode:	802.11b 2437 MHz		
Remark:			



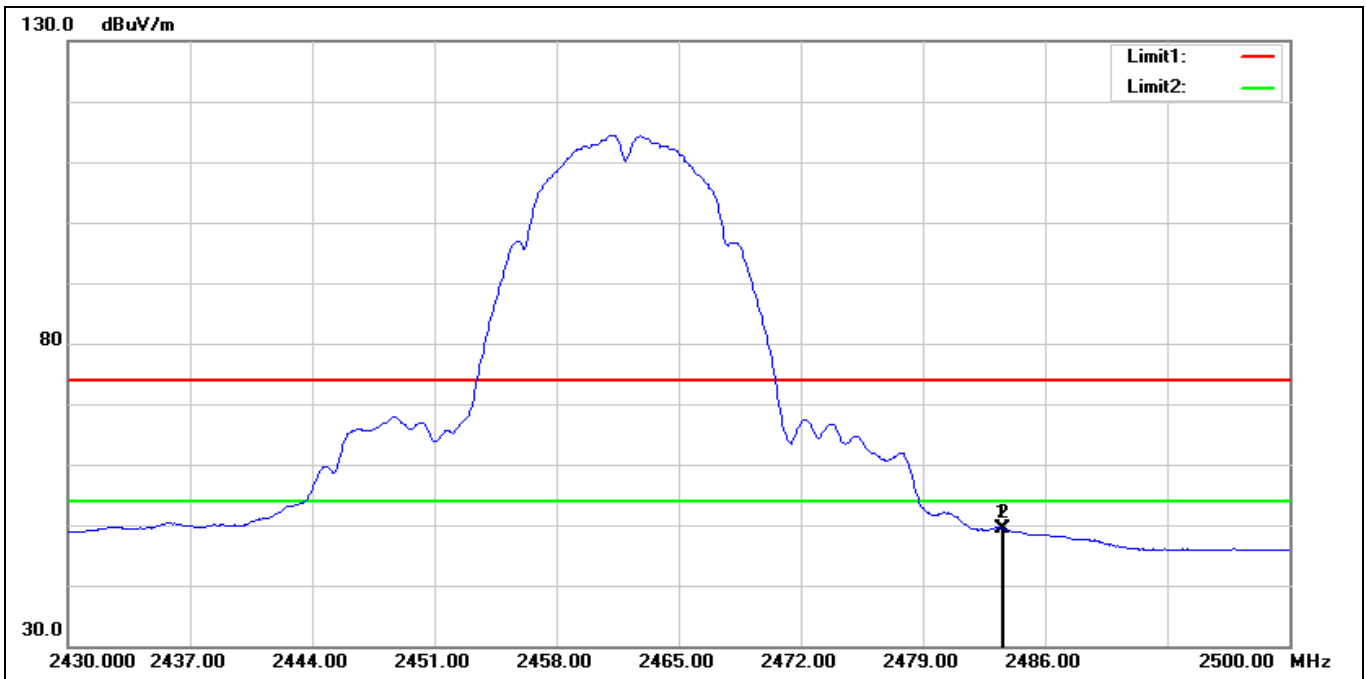
No.	Frequency (MHz)	Reading (dBuV)	Correction (dB/m)	Result (dBuV/m)	Limit (dBuV/m)	Margin (dB)	Remark
1	2366.810	54.19	-6.07	48.12	54.00	-5.88	AVG
2	2390.000	53.54	-6.19	47.35	54.00	-6.65	AVG
3*	2483.500	55.42	-6.46	48.96	54.00	-5.04	AVG
4	2483.850	55.41	-6.47	48.94	54.00	-5.06	AVG

Standard:	Part 15C	Test Site:	966 Chamber
Polarization:	Horizontal		
Test Mode:	802.11b 2462 MHz		
Remark:			



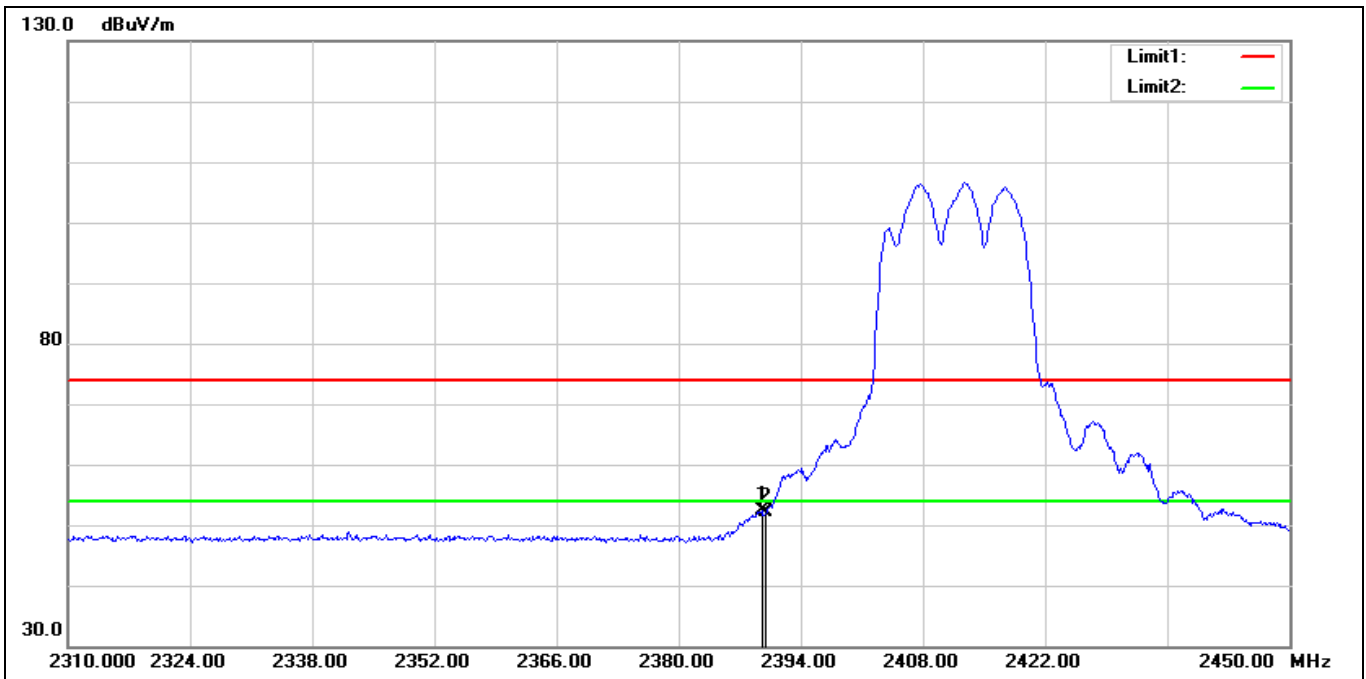
No.	Frequency (MHz)	Reading (dBuV)	Correction (dB/m)	Result (dBuV/m)	Limit (dBuV/m)	Margin (dB)	Remark
1*	2483.500	54.61	-6.46	48.15	74.00	-25.85	peak
2	2483.690	54.56	-6.46	48.10	74.00	-25.90	peak

Standard:	Part 15C	Test Site:	966 Chamber
Polarization:	Vertical		
Test Mode:	802.11b 2462 MHz		
Remark:			



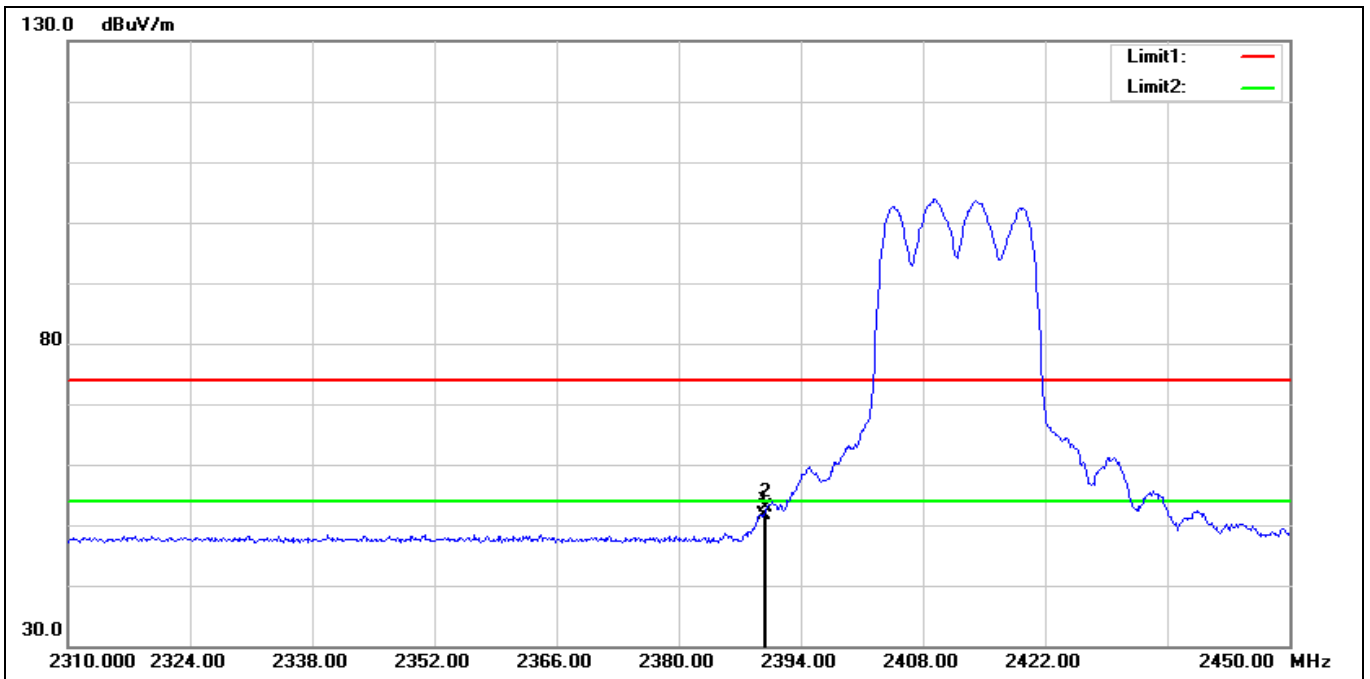
No.	Frequency (MHz)	Reading (dBuV)	Correction (dB/m)	Result (dBuV/m)	Limit (dBuV/m)	Margin (dB)	Remark
1*	2483.500	55.75	-6.46	49.29	54.00	-4.71	AVG
2	2483.620	55.74	-6.46	49.28	54.00	-4.72	AVG

Standard:	Part 15C	Test Site:	966 Chamber
Polarization:	Horizontal		
Test Mode:	802.11g 2412 MHz		
Remark:			



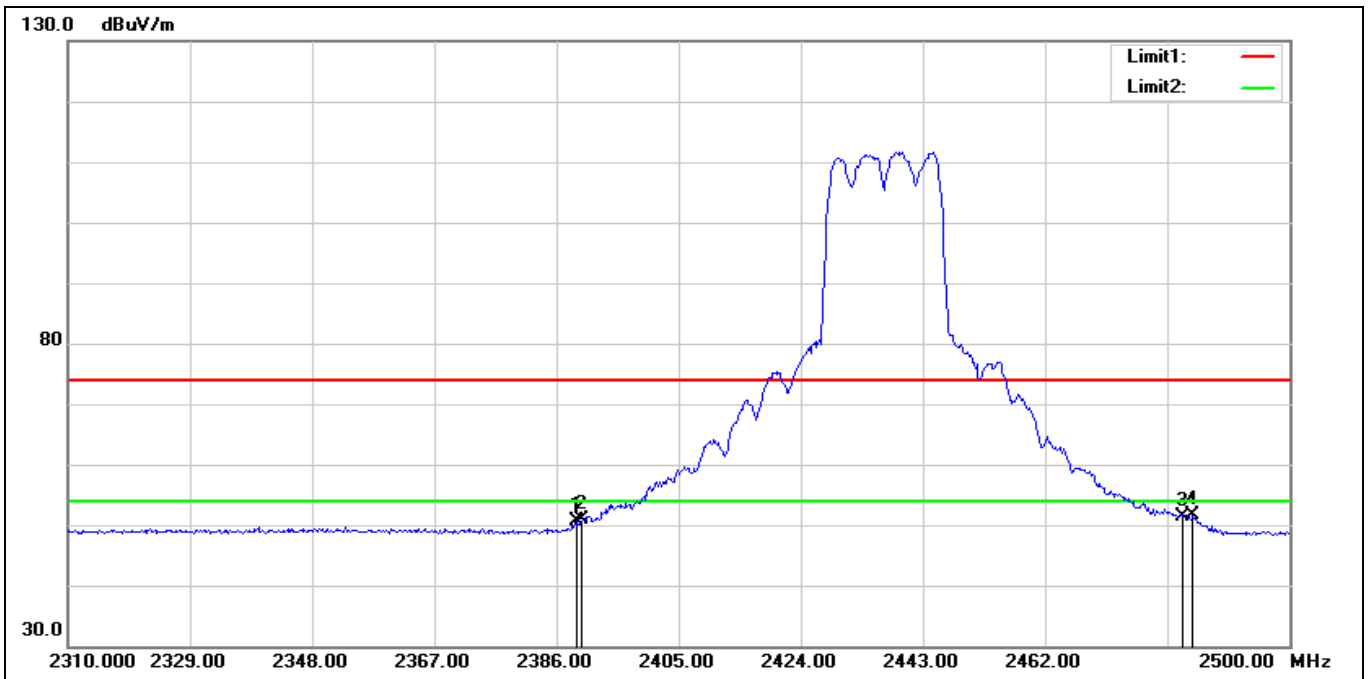
No.	Frequency (MHz)	Reading (dBuV)	Correction (dB/m)	Result (dBuV/m)	Limit (dBuV/m)	Margin (dB)	Remark
1*	2389.520	58.48	-6.19	52.29	54.00	-1.71	AVG
2	2390.000	58.28	-6.19	52.09	54.00	-1.91	AVG

Standard:	Part 15C	Test Site:	966 Chamber
Polarization:	Vertical		
Test Mode:	802.11g 2412 MHz		
Remark:			



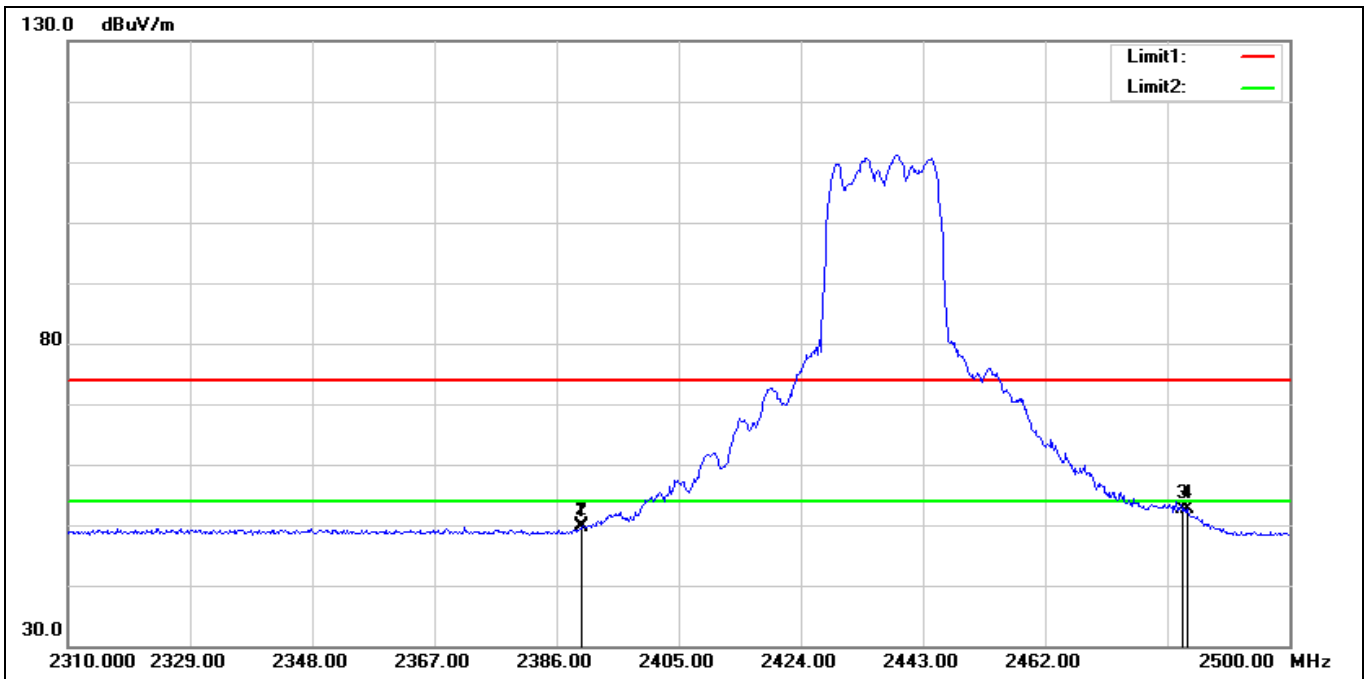
No.	Frequency (MHz)	Reading (dBuV)	Correction (dB/m)	Result (dBuV/m)	Limit (dBuV/m)	Margin (dB)	Remark
1	2389.800	57.89	-6.19	51.70	54.00	-2.30	AVG
2*	2390.000	58.98	-6.19	52.79	54.00	-1.21	AVG

Standard:	Part 15C	Test Site:	966 Chamber
Polarization:	Horizontal		
Test Mode:	802.11g 2437 MHz		
Remark:			



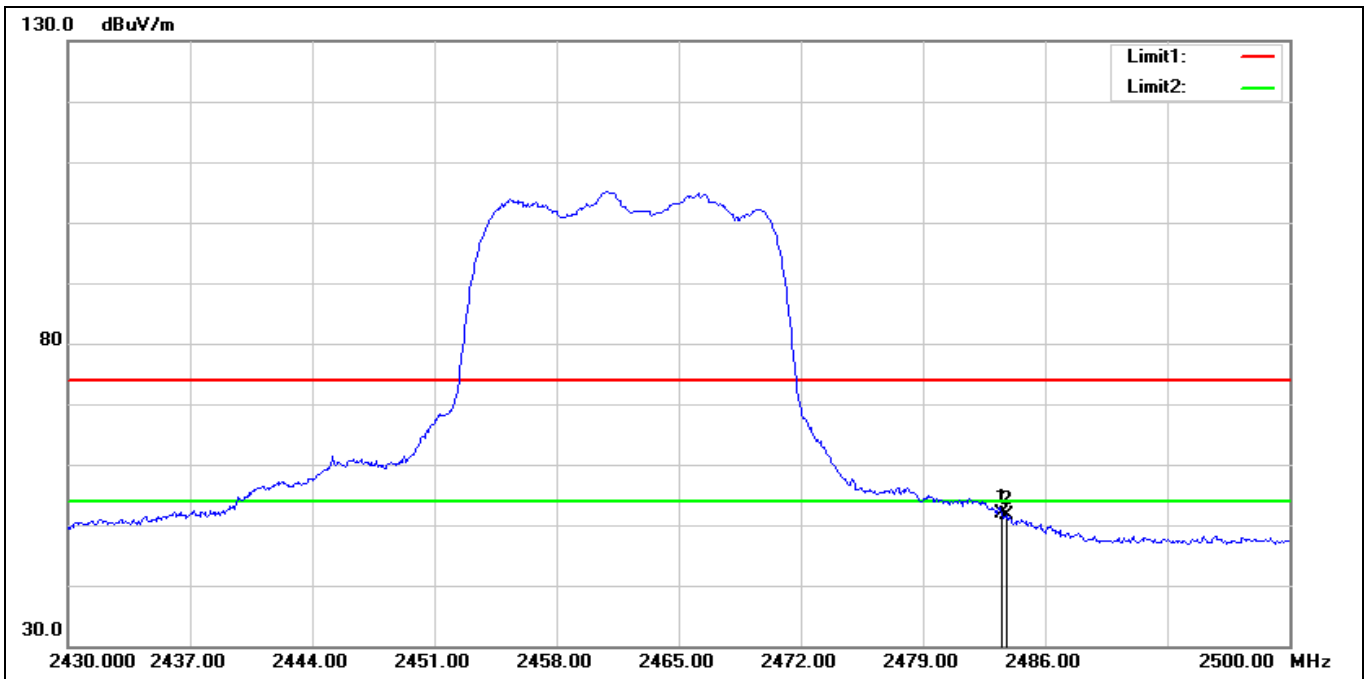
No.	Frequency (MHz)	Reading (dBuV)	Correction (dB/m)	Result (dBuV/m)	Limit (dBuV/m)	Margin (dB)	Remark
1	2389.230	56.73	-6.19	50.54	54.00	-3.46	AVG
2	2390.000	56.97	-6.19	50.78	54.00	-3.22	AVG
3	2483.500	57.75	-6.46	51.29	54.00	-2.71	AVG
4*	2484.990	58.22	-6.47	51.75	54.00	-2.25	AVG

Standard:	Part 15C	Test Site:	966 Chamber
Polarization:	Vertical		
Test Mode:	802.11g 2437 MHz		
Remark:			



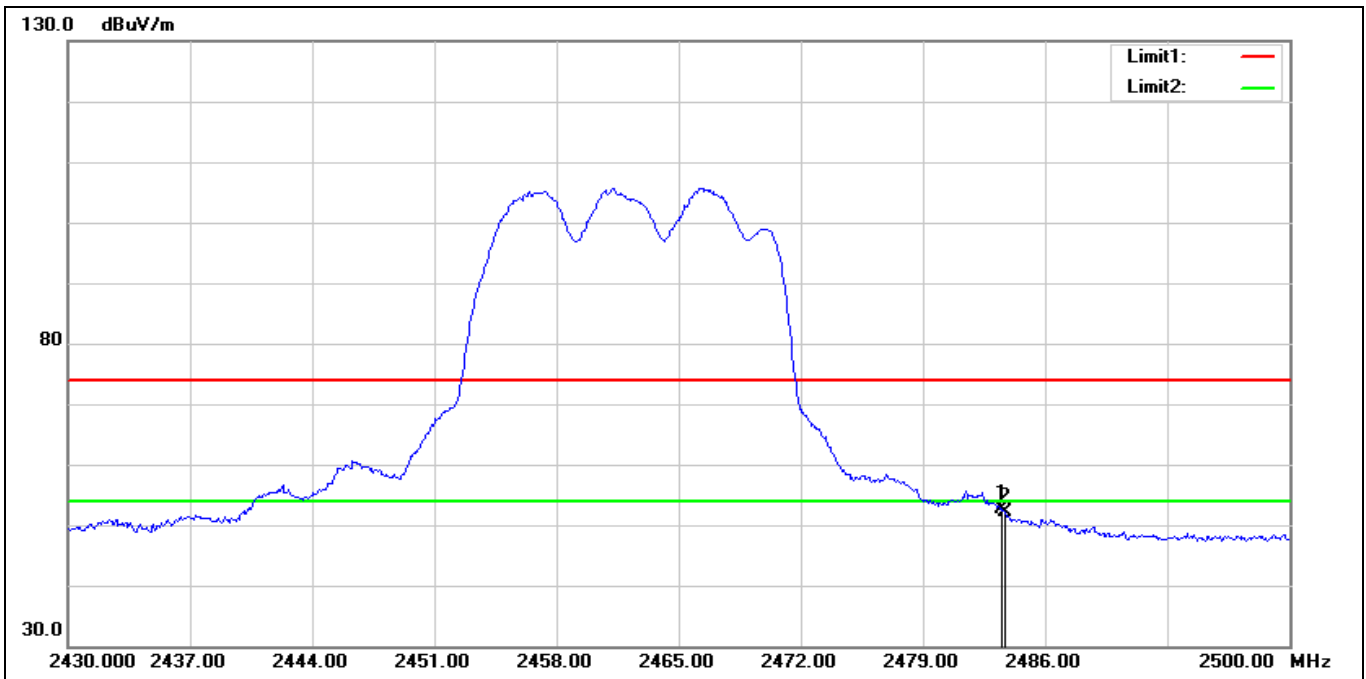
No.	Frequency (MHz)	Reading (dBuV)	Correction (dB/m)	Result (dBuV/m)	Limit (dBuV/m)	Margin (dB)	Remark
1	2389.990	55.84	-6.19	49.65	54.00	-4.35	AVG
2	2390.000	56.10	-6.19	49.91	54.00	-4.09	AVG
3	2483.500	59.04	-6.46	52.58	54.00	-1.42	AVG
4*	2484.040	59.10	-6.47	52.63	54.00	-1.37	AVG

Standard:	Part 15C	Test Site:	966 Chamber
Polarization:	Horizontal		
Test Mode:	802.11g 2462 MHz		
Remark:			



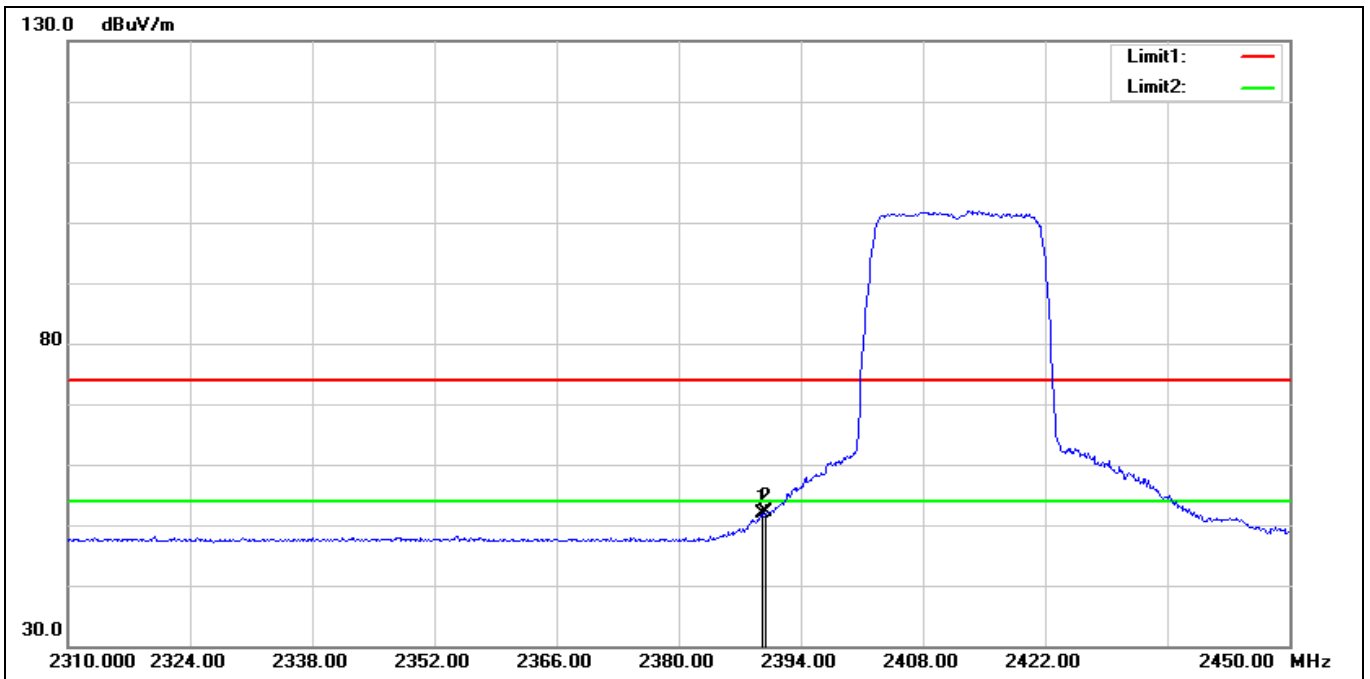
No.	Frequency (MHz)	Reading (dBuV)	Correction (dB/m)	Result (dBuV/m)	Limit (dBuV/m)	Margin (dB)	Remark
1*	2483.500	58.29	-6.46	51.83	54.00	-2.17	AVG
2	2483.760	57.98	-6.47	51.51	54.00	-2.49	AVG

Standard:	Part 15C	Test Site:	966 Chamber
Polarization:	Vertical		
Test Mode:	802.11g 2462 MHz		
Remark:			



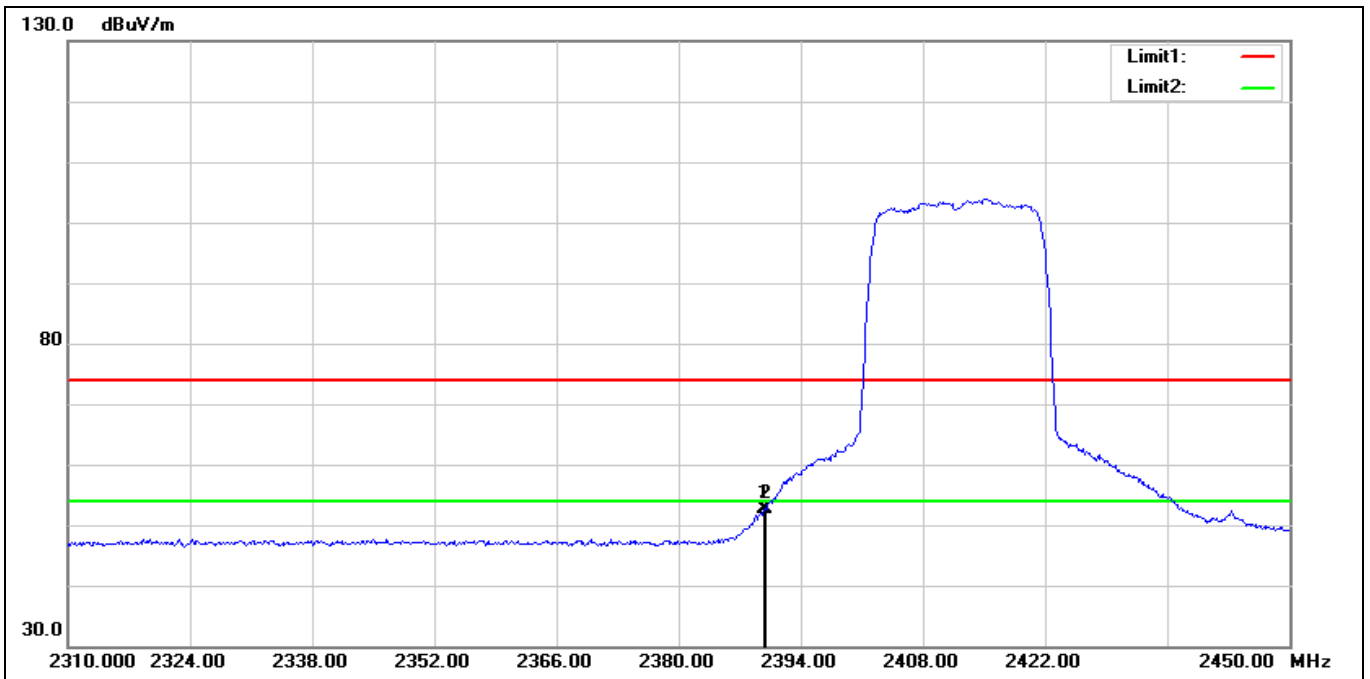
No.	Frequency (MHz)	Reading (dBuV)	Correction (dB/m)	Result (dBuV/m)	Limit (dBuV/m)	Margin (dB)	Remark
1*	2483.500	59.04	-6.46	52.58	54.00	-1.42	AVG
2	2483.690	58.55	-6.46	52.09	54.00	-1.91	AVG

Standard:	Part 15C	Test Site:	966 Chamber
Polarization:	Horizontal		
Test Mode:	802.11ax HE20 2412 MHz		
Remark:			



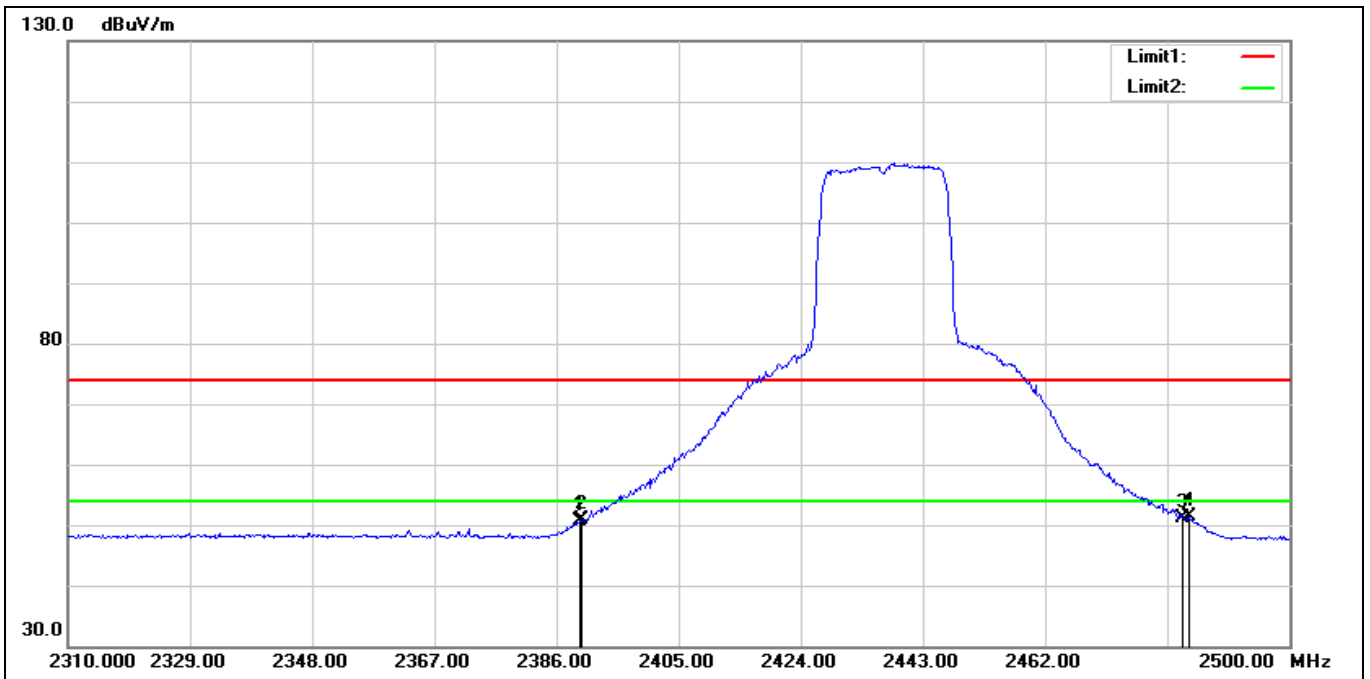
No.	Frequency (MHz)	Reading (dBuV)	Correction (dB/m)	Result (dBuV/m)	Limit (dBuV/m)	Margin (dB)	Remark
1	2389.520	58.00	-6.19	51.81	54.00	-2.19	AVG
2*	2390.000	58.34	-6.19	52.15	54.00	-1.85	AVG

Standard:	Part 15C	Test Site:	966 Chamber
Polarization:	Vertical		
Test Mode:	802.11ax HE20 2412 MHz		
Remark:			



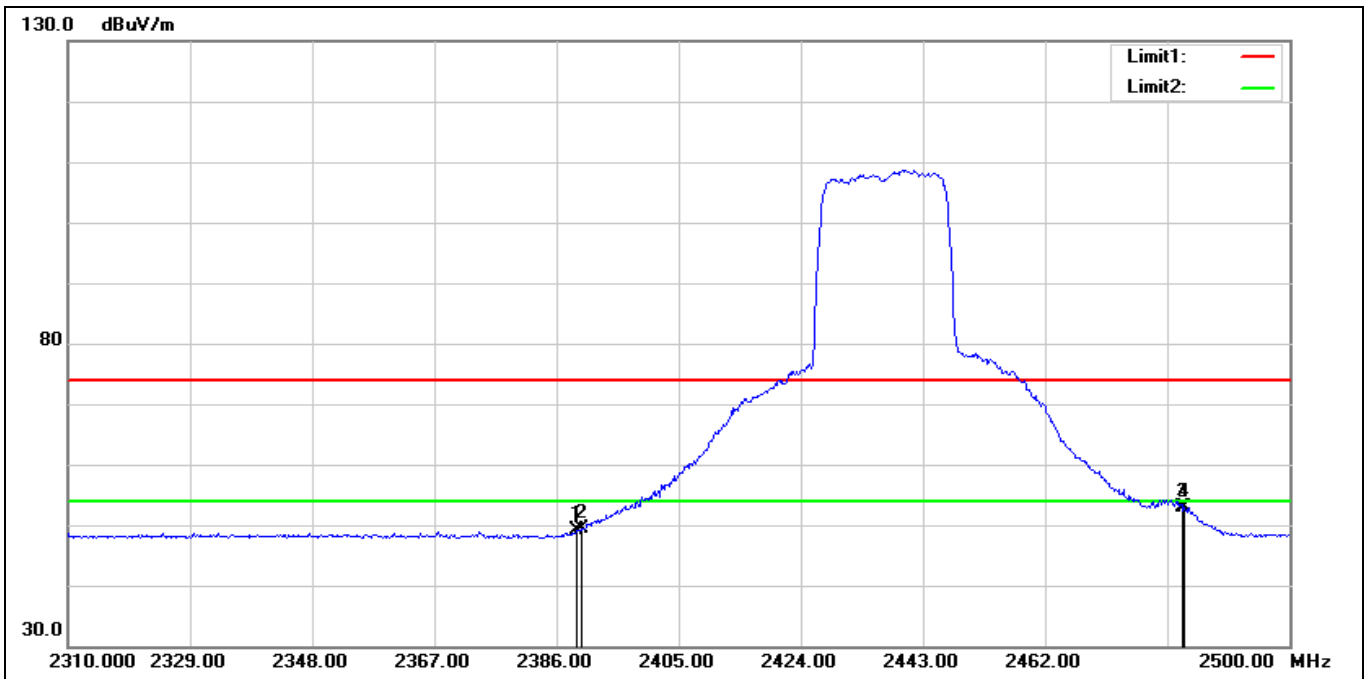
No.	Frequency (MHz)	Reading (dBuV)	Correction (dB/m)	Result (dBuV/m)	Limit (dBuV/m)	Margin (dB)	Remark
1	2389.800	58.73	-6.19	52.54	54.00	-1.46	AVG
2*	2390.000	58.81	-6.19	52.62	54.00	-1.38	AVG

Standard:	Part 15C	Test Site:	966 Chamber
Polarization:	Horizontal		
Test Mode:	802.11ax HE20 2437 MHz		
Remark:			



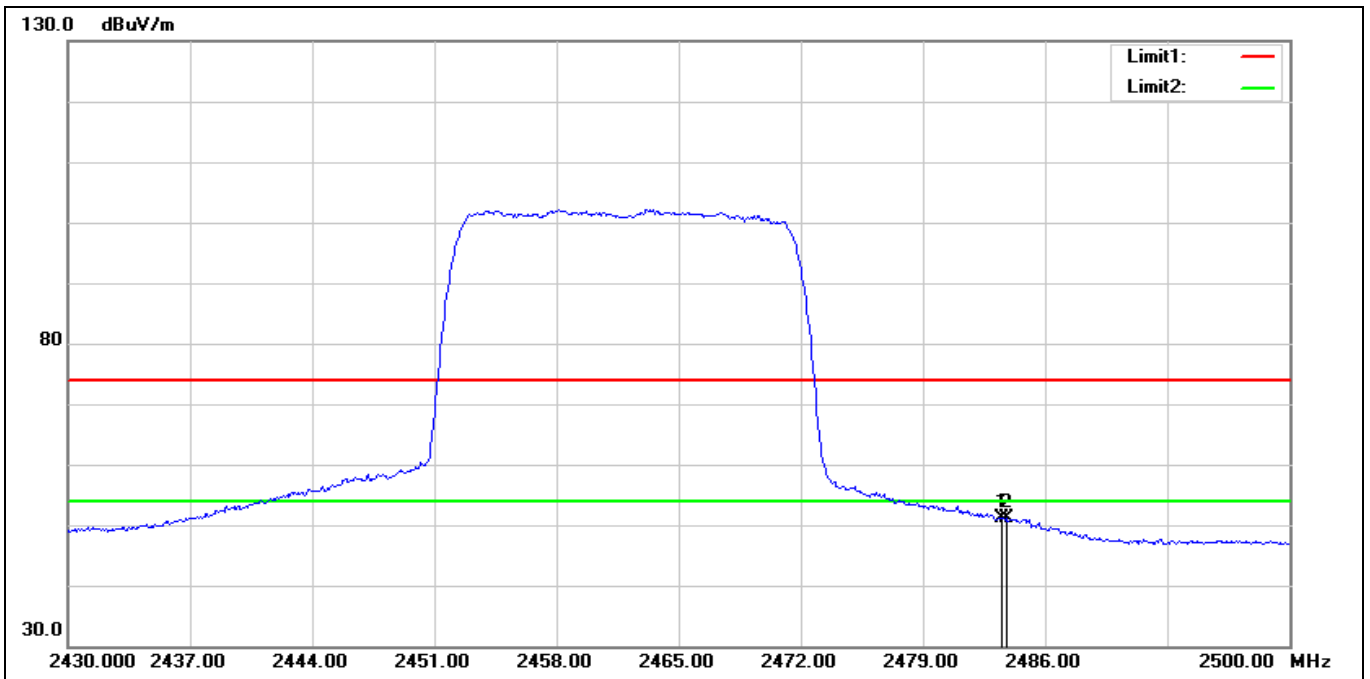
No.	Frequency (MHz)	Reading (dBuV)	Correction (dB/m)	Result (dBuV/m)	Limit (dBuV/m)	Margin (dB)	Remark
1	2389.610	56.84	-6.19	50.65	54.00	-3.35	AVG
2	2390.000	56.99	-6.19	50.80	54.00	-3.20	AVG
3	2483.500	57.53	-6.46	51.07	54.00	-2.93	AVG
4*	2484.420	57.76	-6.47	51.29	54.00	-2.71	AVG

Standard:	Part 15C	Test Site:	966 Chamber
Polarization:	Vertical		
Test Mode:	802.11ax HE20 2437 MHz		
Remark:			



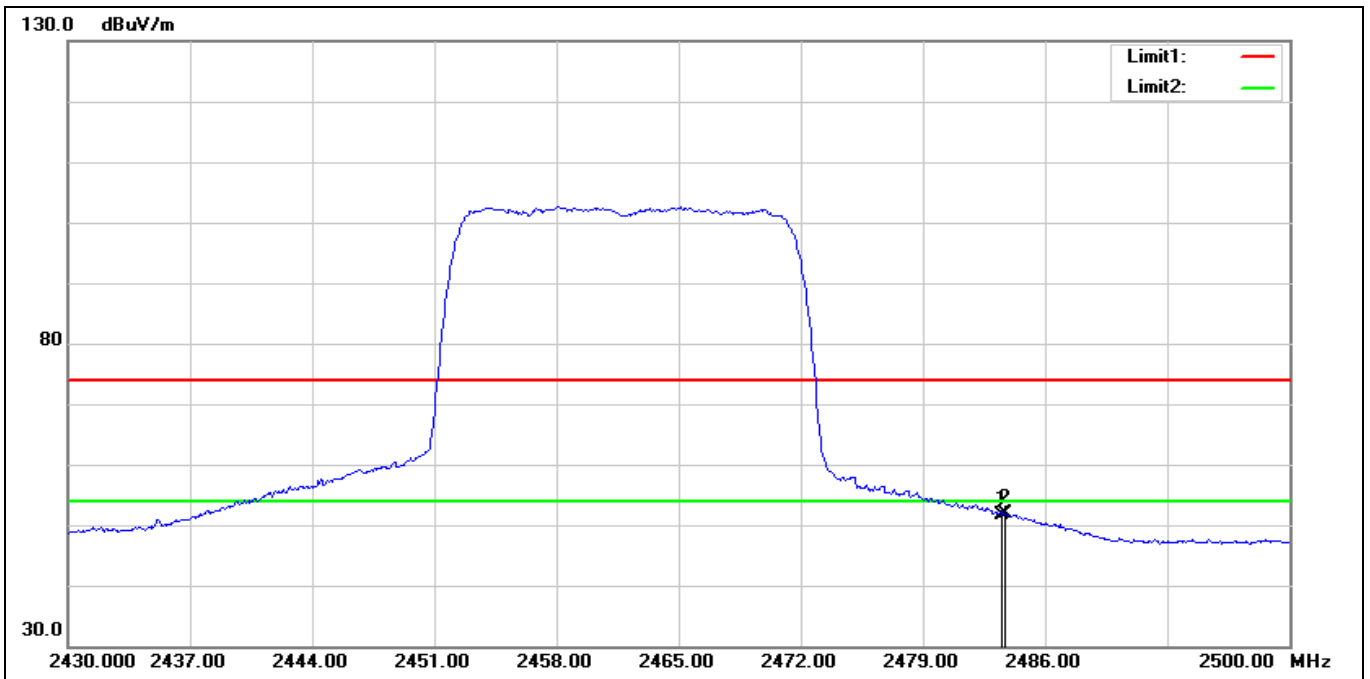
No.	Frequency (MHz)	Reading (dBuV)	Correction (dB/m)	Result (dBuV/m)	Limit (dBuV/m)	Margin (dB)	Remark
1	2389.230	55.42	-6.19	49.23	54.00	-4.77	AVG
2	2390.000	55.50	-6.19	49.31	54.00	-4.69	AVG
3*	2483.500	59.42	-6.46	52.96	54.00	-1.04	AVG
4	2483.660	59.42	-6.46	52.96	54.00	-1.04	AVG

Standard:	Part 15C	Test Site:	966 Chamber
Polarization:	Horizontal		
Test Mode:	802.11ax HE20 2462 MHz		
Remark:			



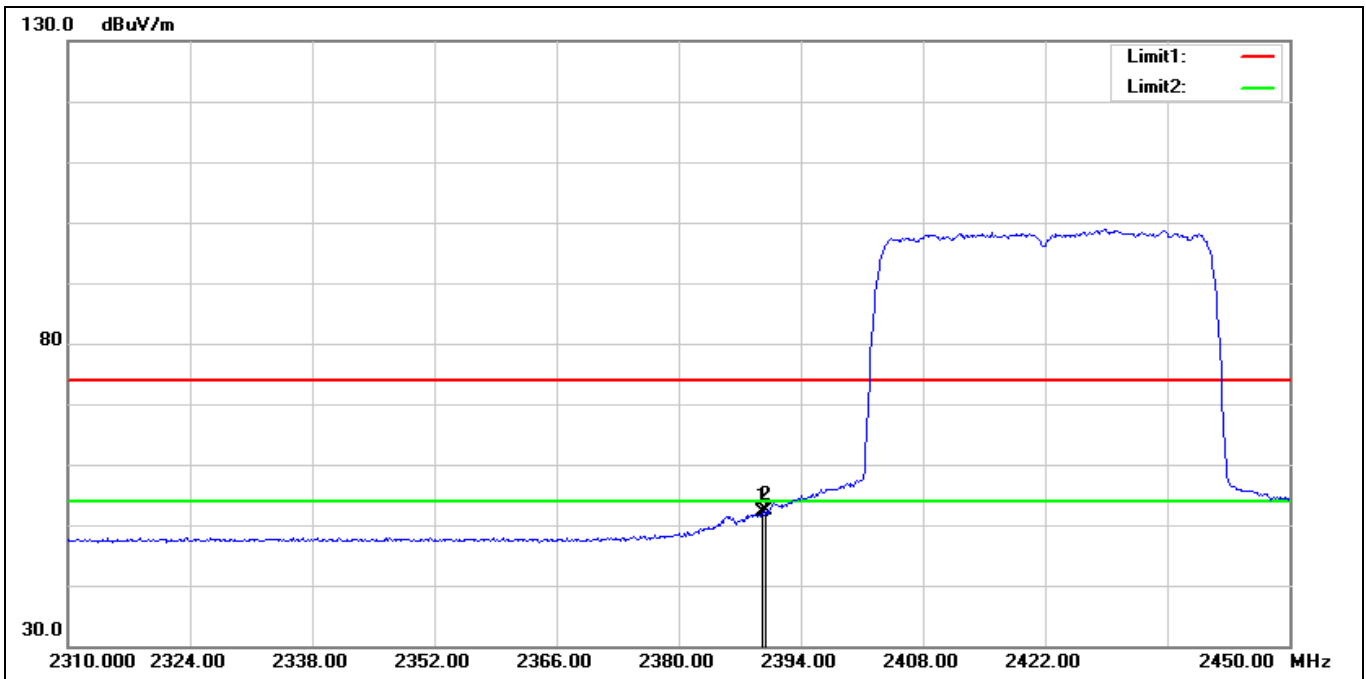
No.	Frequency (MHz)	Reading (dBuV)	Correction (dB/m)	Result (dBuV/m)	Limit (dBuV/m)	Margin (dB)	Remark
1*	2483.500	57.68	-6.46	51.22	54.00	-2.78	AVG
2	2483.760	57.55	-6.47	51.08	54.00	-2.92	AVG

Standard:	Part 15C	Test Site:	966 Chamber
Polarization:	Vertical		
Test Mode:	802.11ax HE20 2462 MHz		
Remark:			



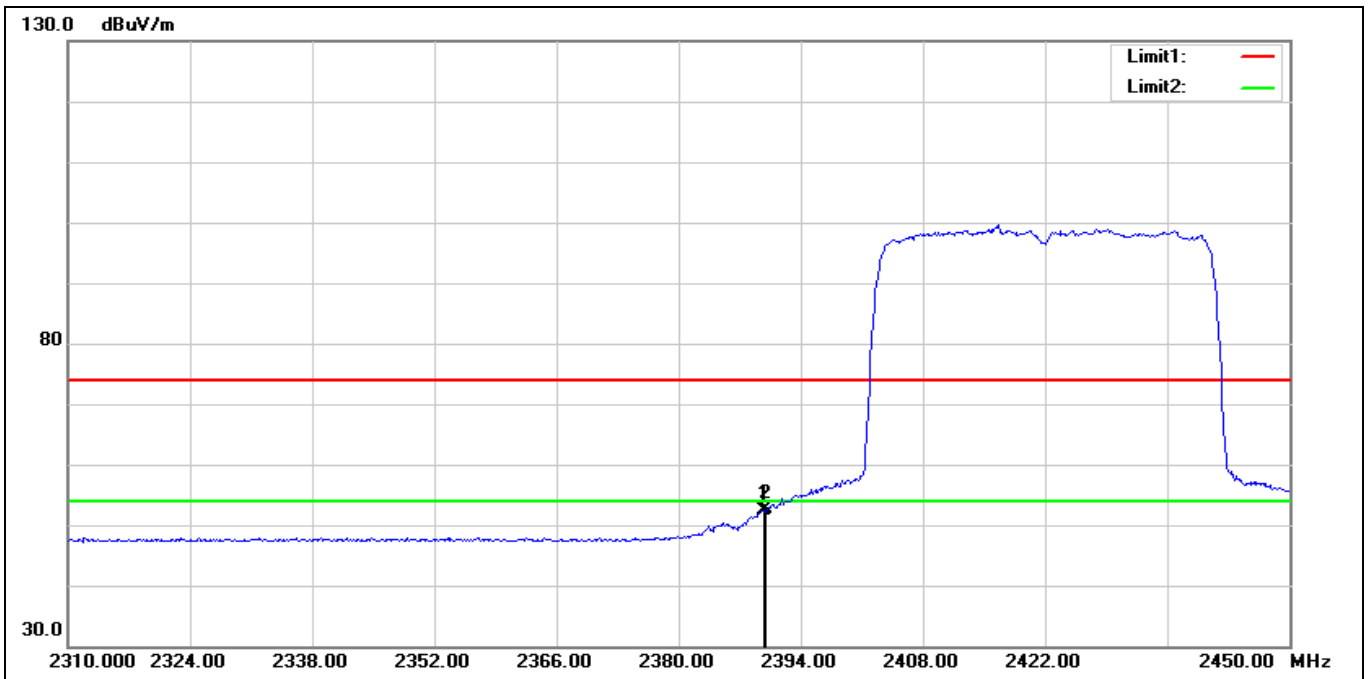
No.	Frequency (MHz)	Reading (dBuV)	Correction (dB/m)	Result (dBuV/m)	Limit (dBuV/m)	Margin (dB)	Remark
1	2483.500	58.03	-6.46	51.57	54.00	-2.43	AVG
2*	2483.690	58.34	-6.46	51.88	54.00	-2.12	AVG

Standard:	Part 15C	Test Site:	966 Chamber
Polarization:	Horizontal		
Test Mode:	802.11ax HE40 2422 MHz		
Remark:			



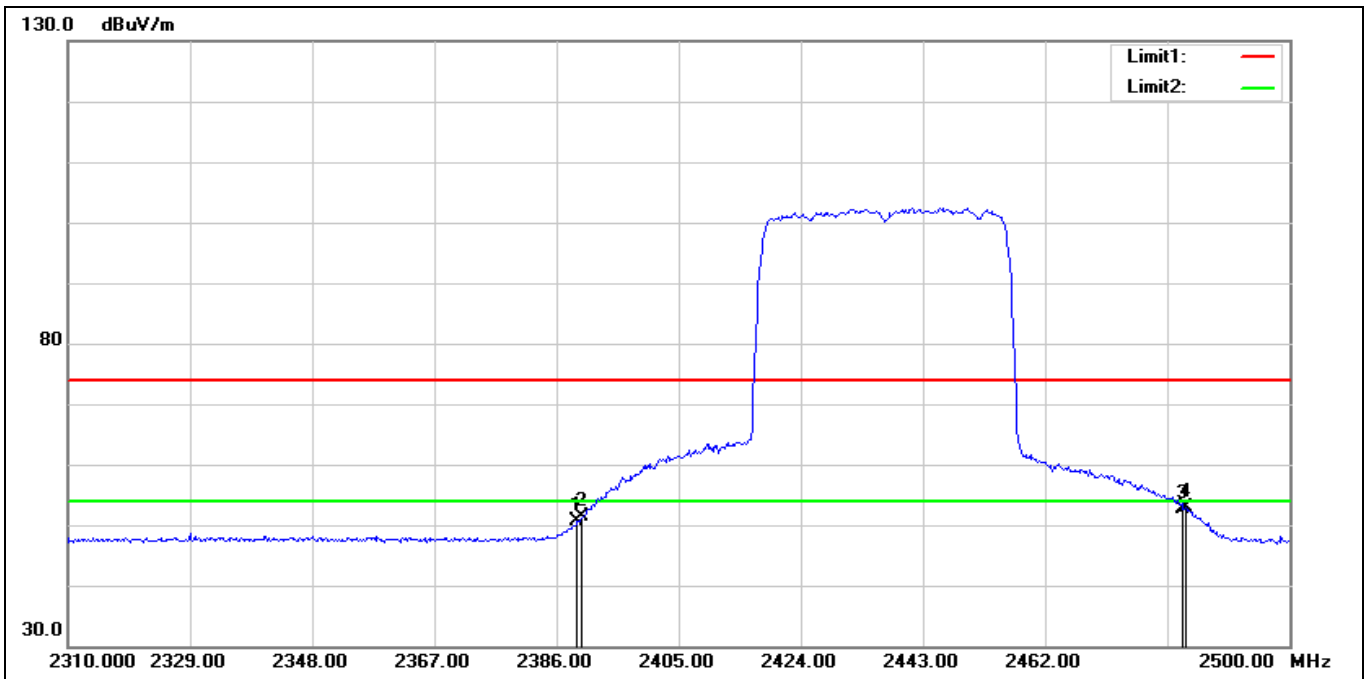
No.	Frequency (MHz)	Reading (dBuV)	Correction (dB/m)	Result (dBuV/m)	Limit (dBuV/m)	Margin (dB)	Remark
1	2389.660	58.26	-6.19	52.07	54.00	-1.93	AVG
2*	2390.000	58.68	-6.19	52.49	54.00	-1.51	AVG

Standard:	Part 15C	Test Site:	966 Chamber
Polarization:	Vertical		
Test Mode:	802.11ax HE40 2422 MHz		
Remark:			



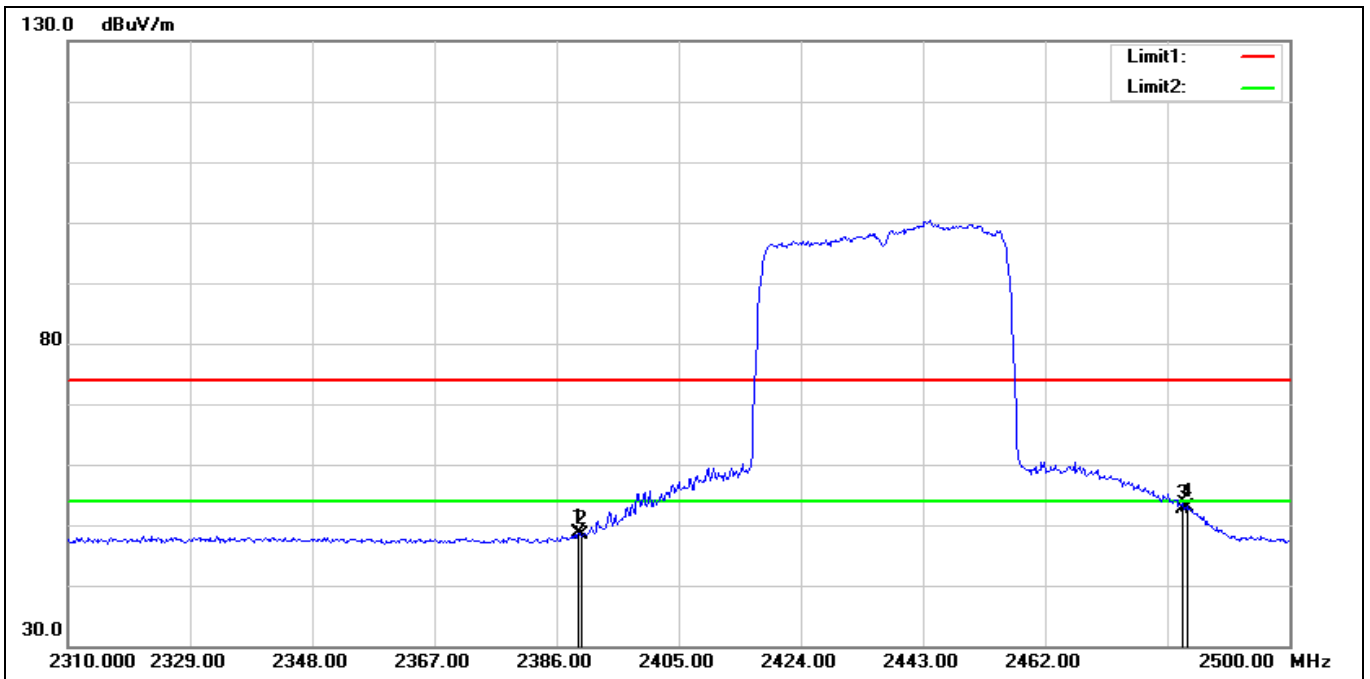
No.	Frequency (MHz)	Reading (dBuV)	Correction (dB/m)	Result (dBuV/m)	Limit (dBuV/m)	Margin (dB)	Remark
1	2389.800	58.59	-6.19	52.40	54.00	-1.60	AVG
2*	2390.000	58.84	-6.19	52.65	54.00	-1.35	AVG

Standard:	Part 15C	Test Site:	966 Chamber
Polarization:	Horizontal		
Test Mode:	802.11ax HE40 2437 MHz		
Remark:			



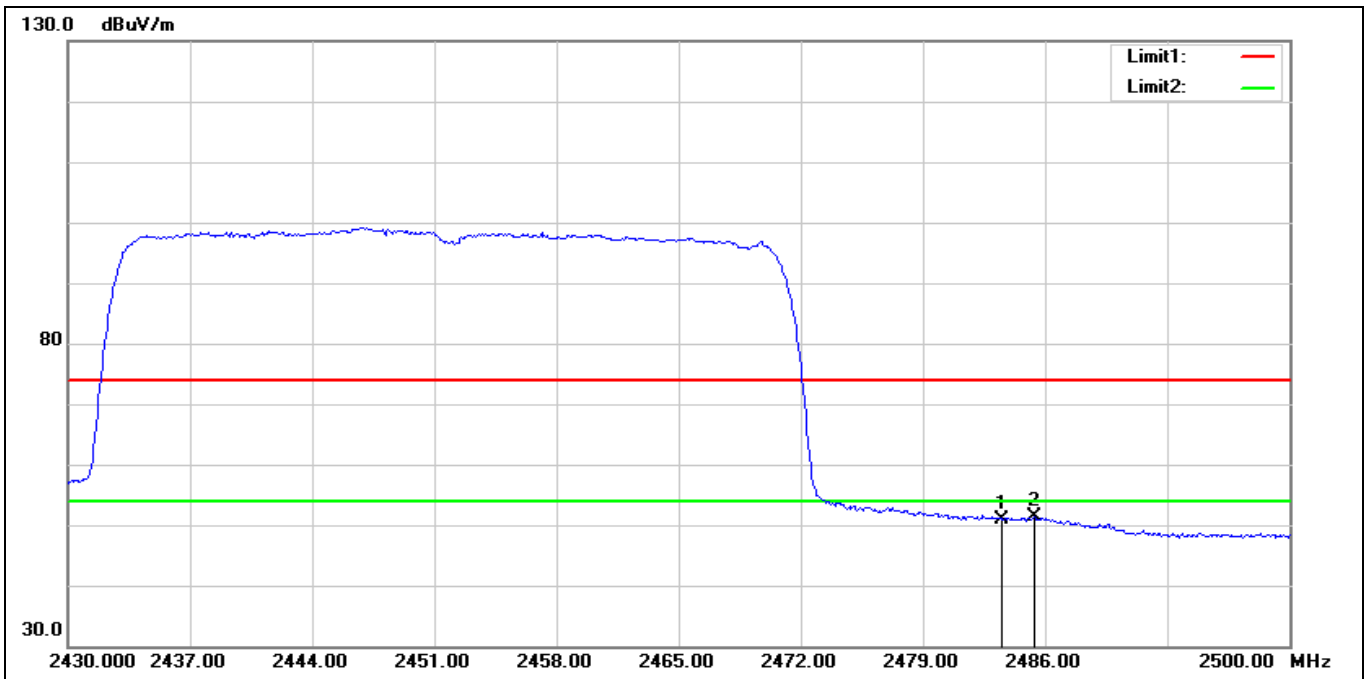
No.	Frequency (MHz)	Reading (dBuV)	Correction (dB/m)	Result (dBuV/m)	Limit (dBuV/m)	Margin (dB)	Remark
1	2389.230	56.86	-6.19	50.67	54.00	-3.33	AVG
2	2390.000	57.62	-6.19	51.43	54.00	-2.57	AVG
3	2483.500	59.12	-6.46	52.66	54.00	-1.34	AVG
4*	2483.850	59.42	-6.47	52.95	54.00	-1.05	AVG

Standard:	Part 15C	Test Site:	966 Chamber
Polarization:	Vertical		
Test Mode:	802.11ax HE40 2437 MHz		
Remark:			



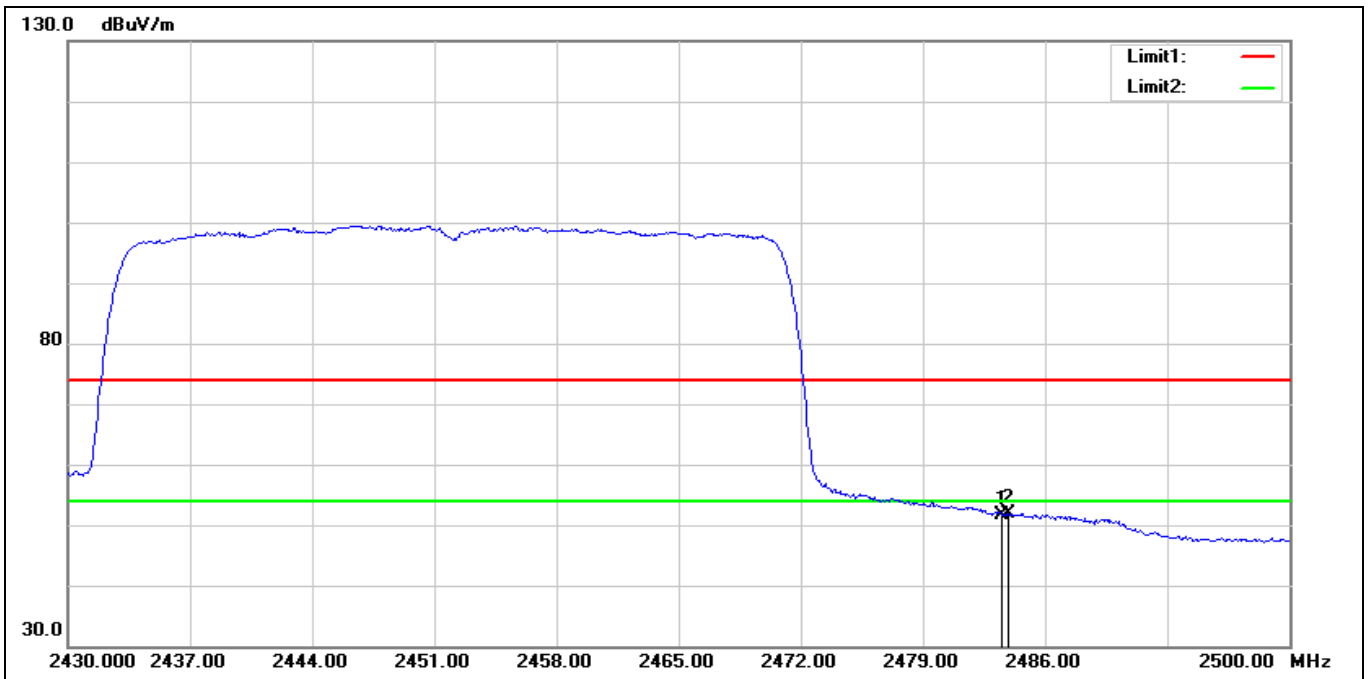
No.	Frequency (MHz)	Reading (dBuV)	Correction (dB/m)	Result (dBuV/m)	Limit (dBuV/m)	Margin (dB)	Remark
1	2389.420	54.85	-6.19	48.66	54.00	-5.34	AVG
2	2390.000	54.69	-6.19	48.50	54.00	-5.50	AVG
3	2483.500	58.98	-6.46	52.52	54.00	-1.48	AVG
4*	2484.040	59.45	-6.47	52.98	54.00	-1.02	AVG

Standard:	Part 15C	Test Site:	966 Chamber
Polarization:	Horizontal		
Test Mode:	802.11ax HE40 2452 MHz		
Remark:			



No.	Frequency (MHz)	Reading (dBuV)	Correction (dB/m)	Result (dBuV/m)	Limit (dBuV/m)	Margin (dB)	Remark
1	2483.500	57.46	-6.46	51.00	54.00	-3.00	AVG
2*	2485.370	57.74	-6.46	51.28	54.00	-2.72	AVG

Standard:	Part 15C	Test Site:	966 Chamber
Polarization:	Vertical		
Test Mode:	802.11ax HE40 2452 MHz		
Remark:			



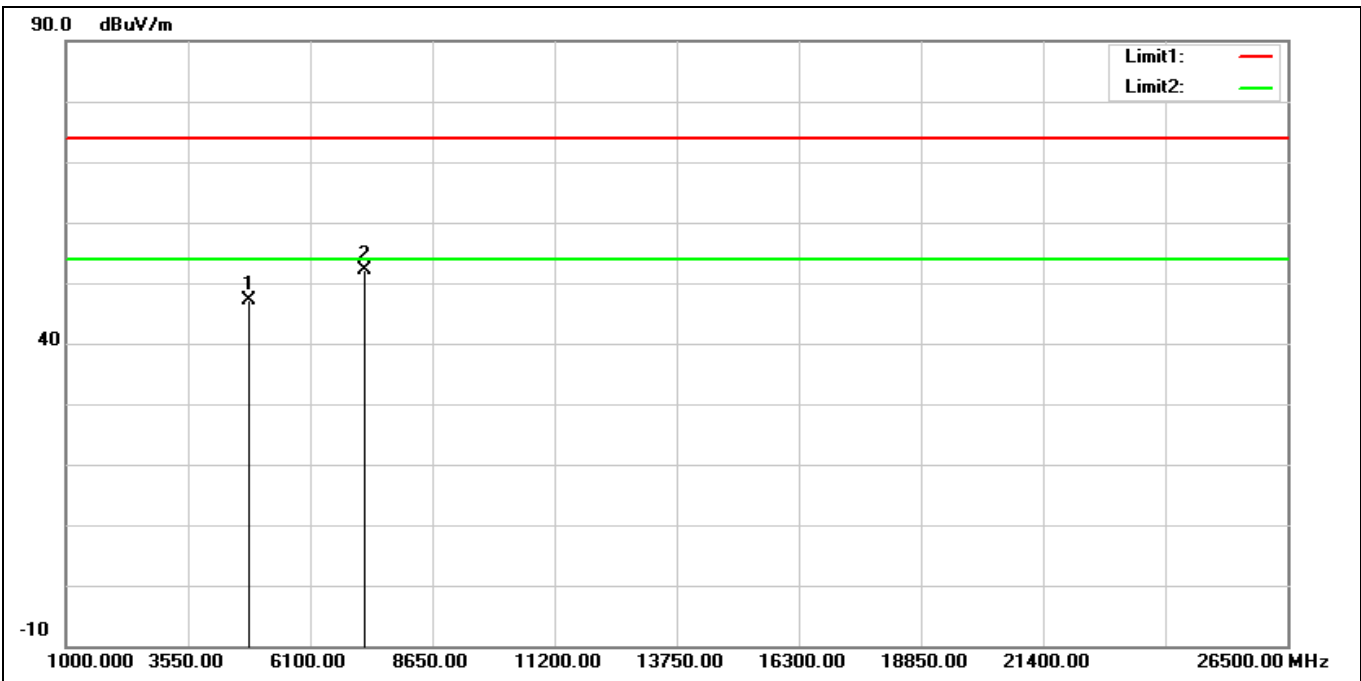
No.	Frequency (MHz)	Reading (dBuV)	Correction (dB/m)	Result (dBuV/m)	Limit (dBuV/m)	Margin (dB)	Remark
1	2483.500	58.20	-6.46	51.74	54.00	-2.26	AVG
2*	2483.900	58.37	-6.47	51.90	54.00	-2.10	AVG

2x2_Beamforming on

Harmonic

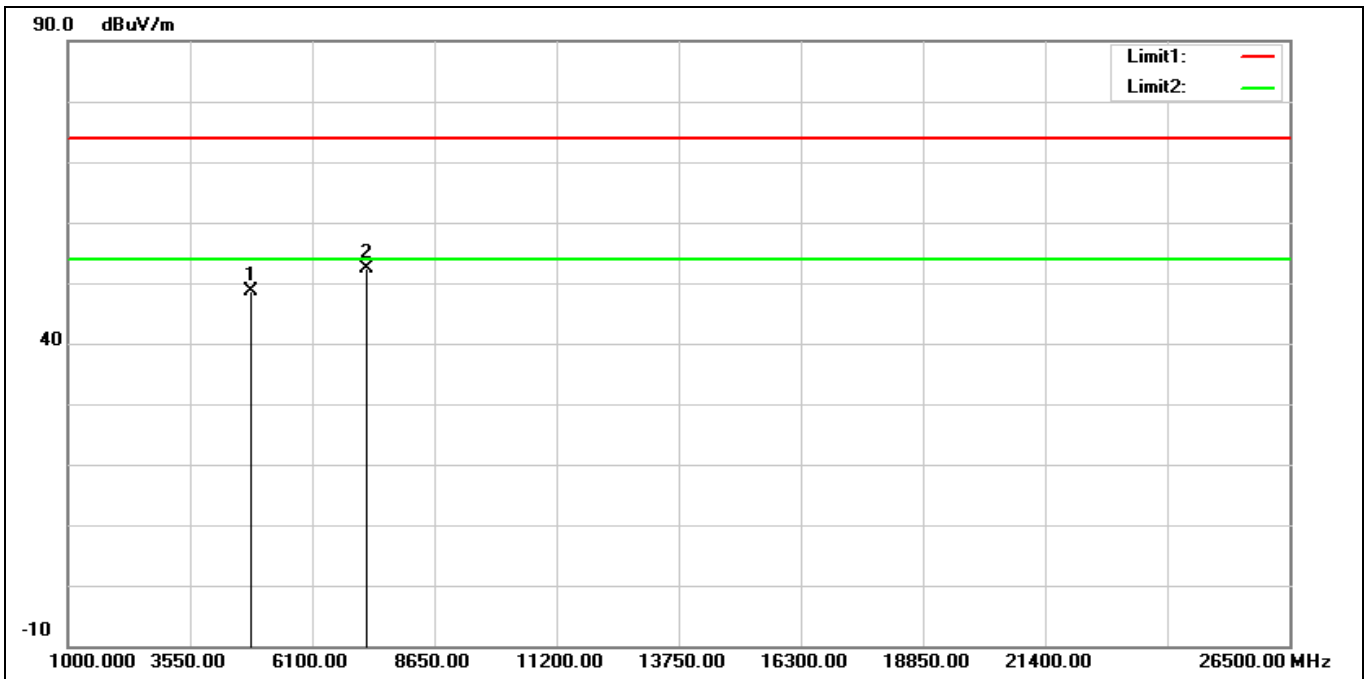
Above 1 GHz

Standard:	Part 15C	Test Site:	966 Chamber
Polarization:	Horizontal		
Test Mode:	802.11ax HE20 2412 MHz		
Remark:			



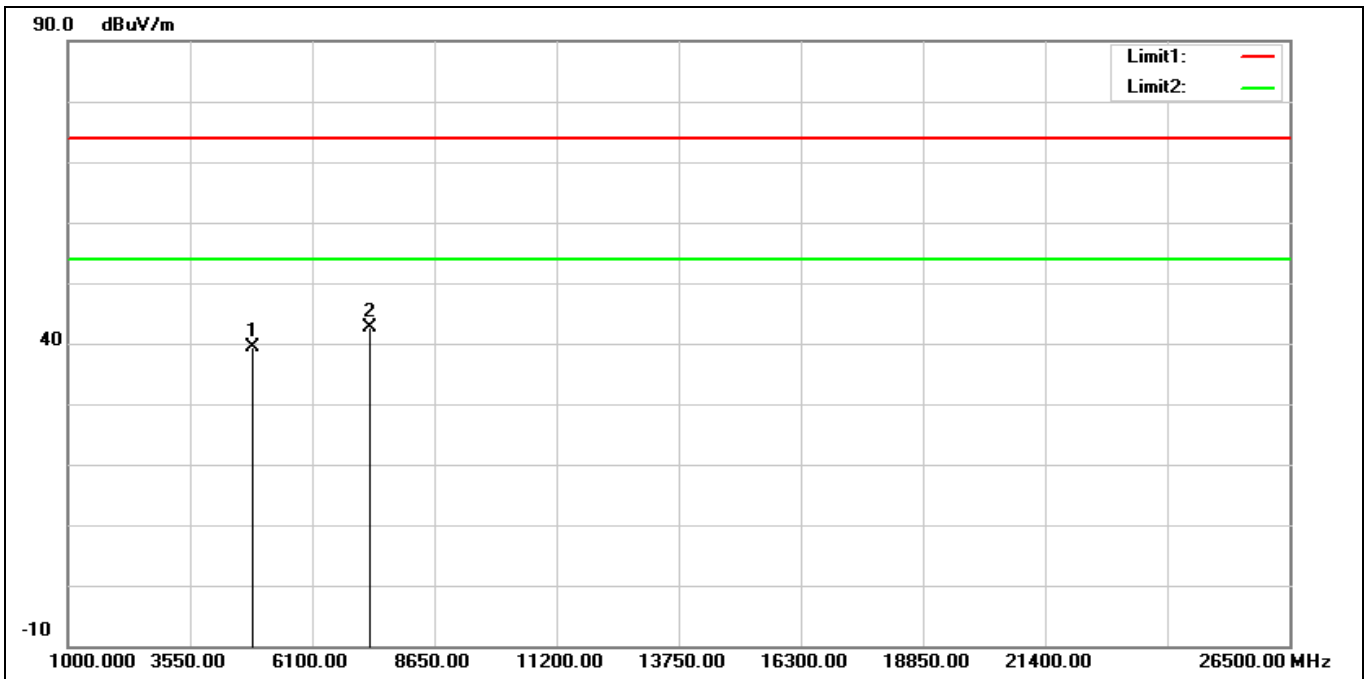
No.	Frequency (MHz)	Reading (dBuV)	Correction (dB/m)	Result (dBuV/m)	Limit (dBuV/m)	Margin (dB)	Remark
1	4824.000	46.85	0.28	47.13	74.00	-26.87	peak
2*	7236.000	44.14	7.96	52.10	74.00	-21.90	peak

Standard:	Part 15C	Test Site:	966 Chamber
Polarization:	Vertical		
Test Mode:	802.11ax HE20 2412 MHz		
Remark:			



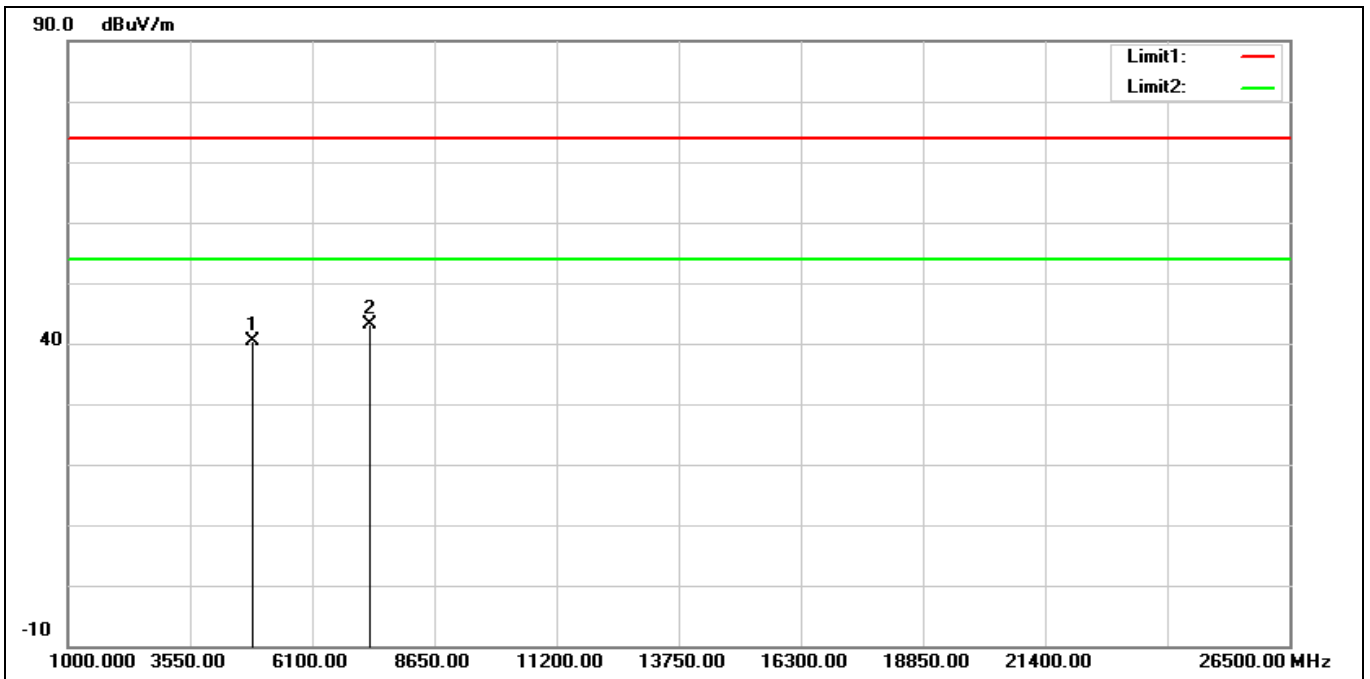
No.	Frequency (MHz)	Reading (dBuV)	Correction (dB/m)	Result (dBuV/m)	Limit (dBuV/m)	Margin (dB)	Remark
1	4824.000	48.31	0.28	48.59	74.00	-25.41	peak
2*	7236.000	44.53	7.96	52.49	74.00	-21.51	peak

Standard:	Part 15C	Test Site:	966 Chamber
Polarization:	Horizontal		
Test Mode:	802.11ax HE20 2437 MHz		
Remark:			



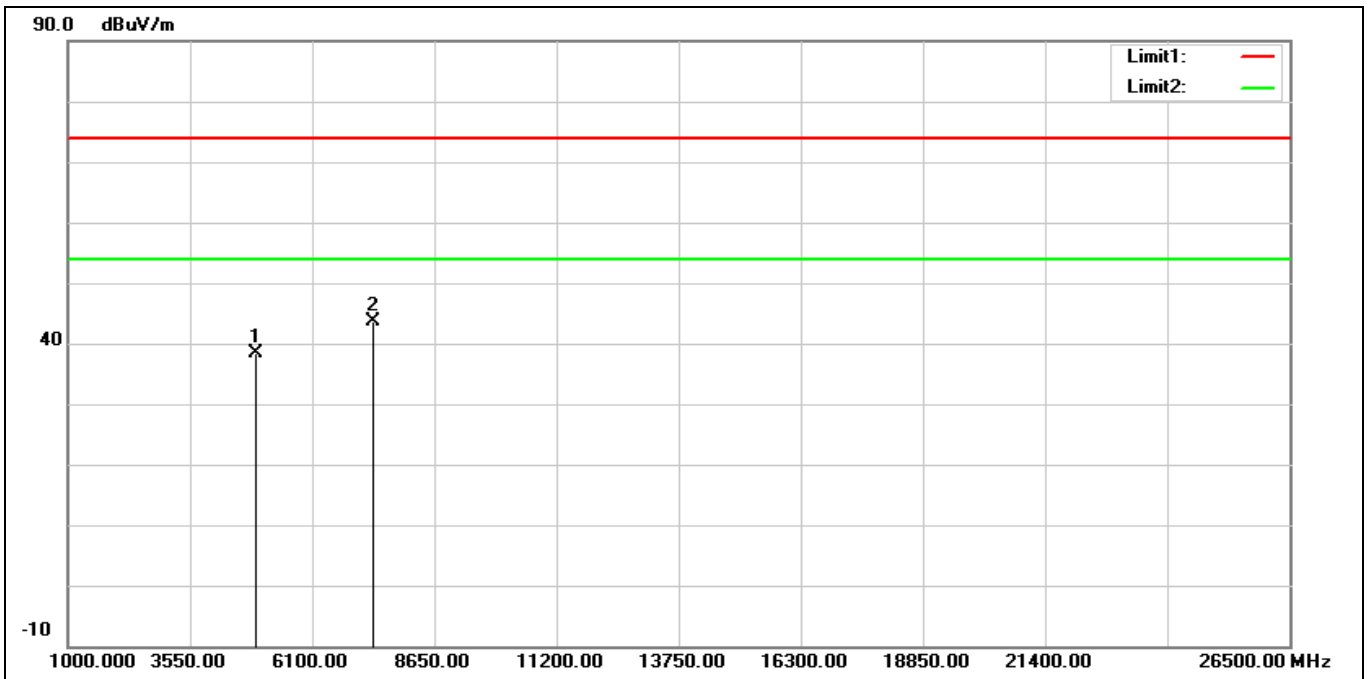
No.	Frequency (MHz)	Reading (dBuV)	Correction (dB/m)	Result (dBuV/m)	Limit (dBuV/m)	Margin (dB)	Remark
1	4874.000	38.97	0.36	39.33	74.00	-34.67	peak
2*	7311.000	34.70	7.98	42.68	74.00	-31.32	peak

Standard:	Part 15C	Test Site:	966 Chamber
Polarization:	Vertical		
Test Mode:	802.11ax HE20 2437 MHz		
Remark:			



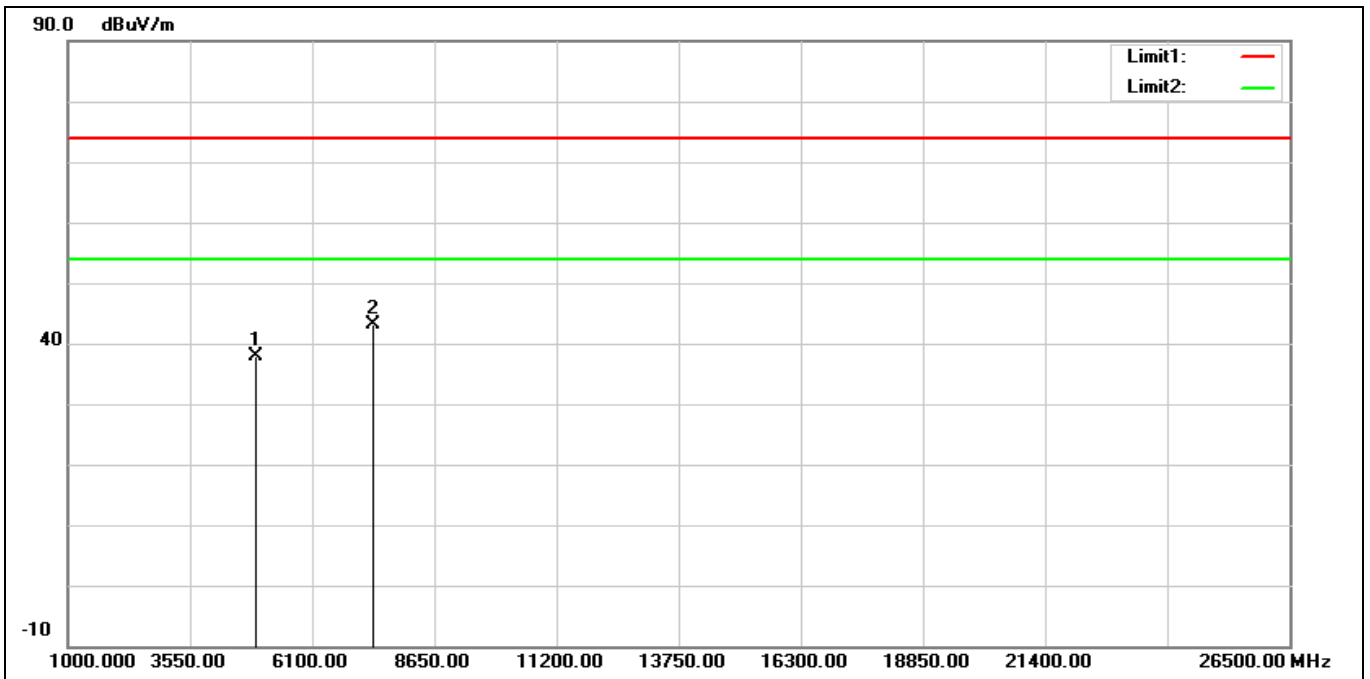
No.	Frequency (MHz)	Reading (dBuV)	Correction (dB/m)	Result (dBuV/m)	Limit (dBuV/m)	Margin (dB)	Remark
1	4874.000	39.94	0.36	40.30	74.00	-33.70	peak
2*	7311.000	35.25	7.98	43.23	74.00	-30.77	peak

Standard:	Part 15C	Test Site:	966 Chamber
Polarization:	Horizontal		
Test Mode:	802.11ax HE20 2462 MHz		
Remark:			



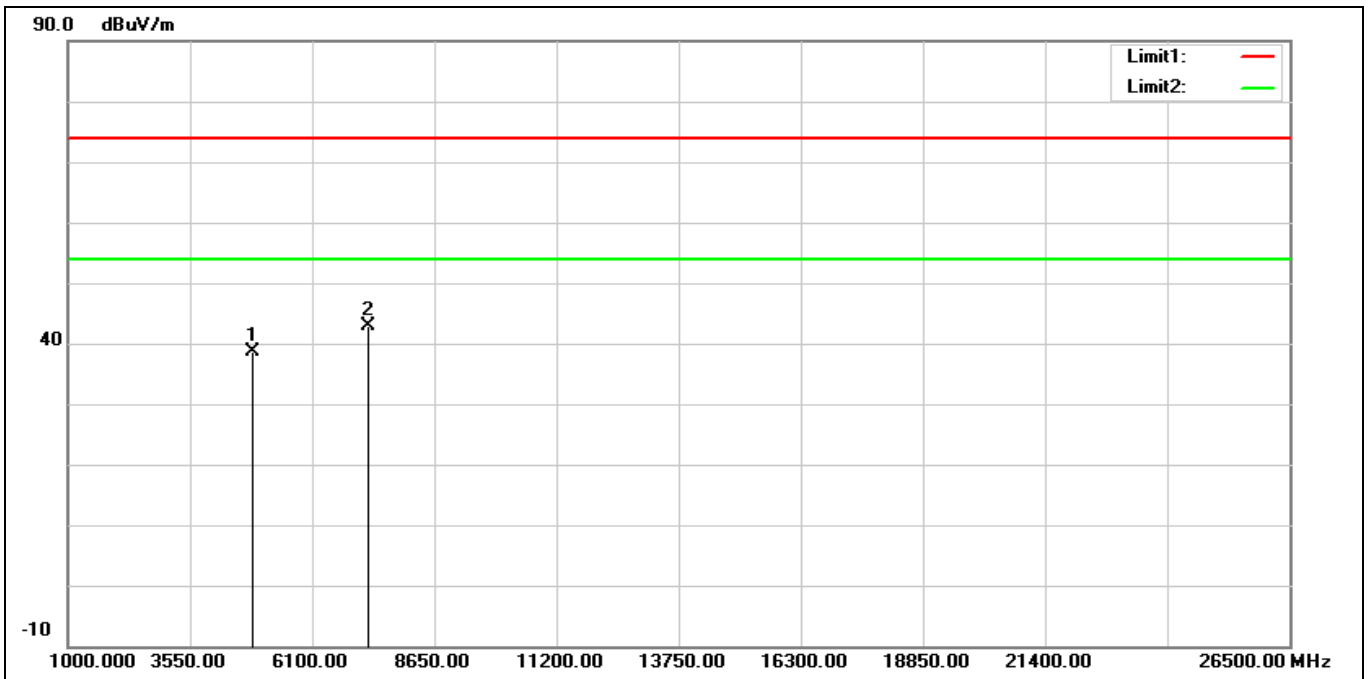
No.	Frequency (MHz)	Reading (dBuV)	Correction (dB/m)	Result (dBuV/m)	Limit (dBuV/m)	Margin (dB)	Remark
1	4924.000	37.86	0.50	38.36	74.00	-35.64	peak
2*	7386.000	35.56	8.11	43.67	74.00	-30.33	peak

Standard:	Part 15C	Test Site:	966 Chamber
Polarization:	Vertical		
Test Mode:	802.11ax HE20 2462 MHz		
Remark:			



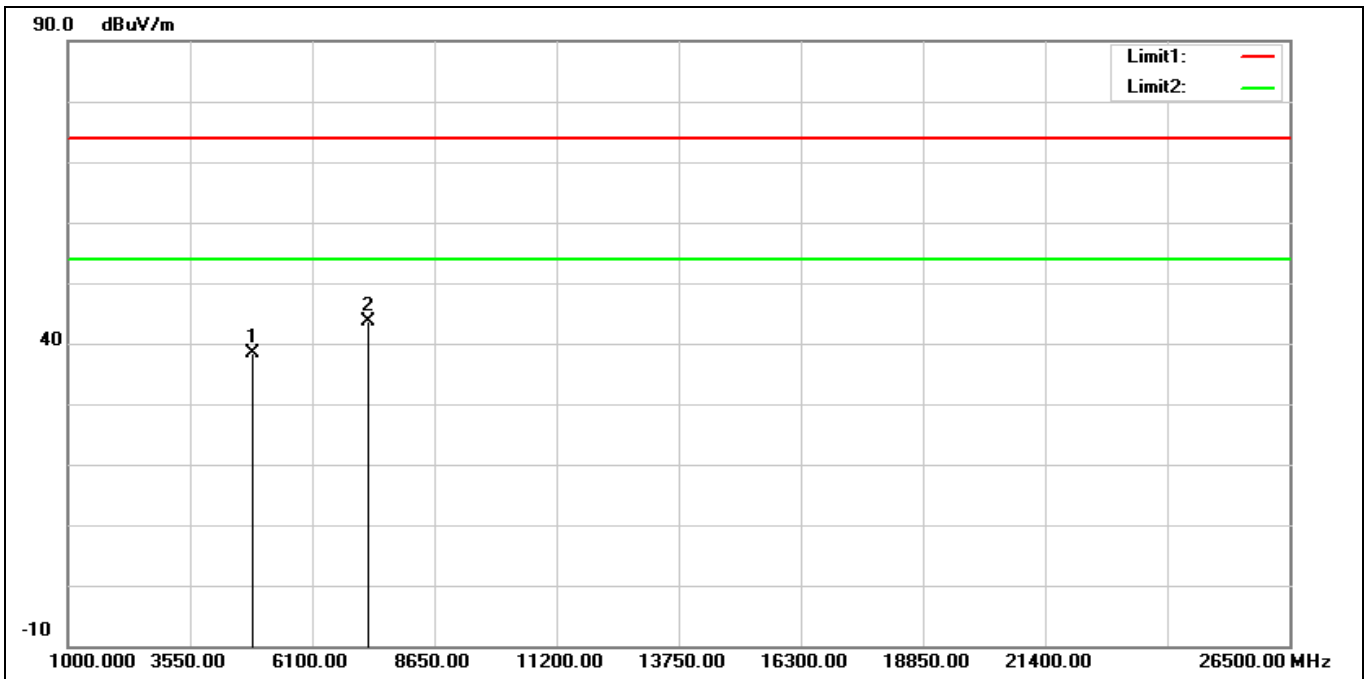
No.	Frequency (MHz)	Reading (dBuV)	Correction (dB/m)	Result (dBuV/m)	Limit (dBuV/m)	Margin (dB)	Remark
1	4924.000	37.27	0.50	37.77	74.00	-36.23	peak
2*	7386.000	35.13	8.11	43.24	74.00	-30.76	peak

Standard:	Part 15C	Test Site:	966 Chamber
Polarization:	Horizontal		
Test Mode:	802.11ax HE40 2422 MHz		
Remark:			



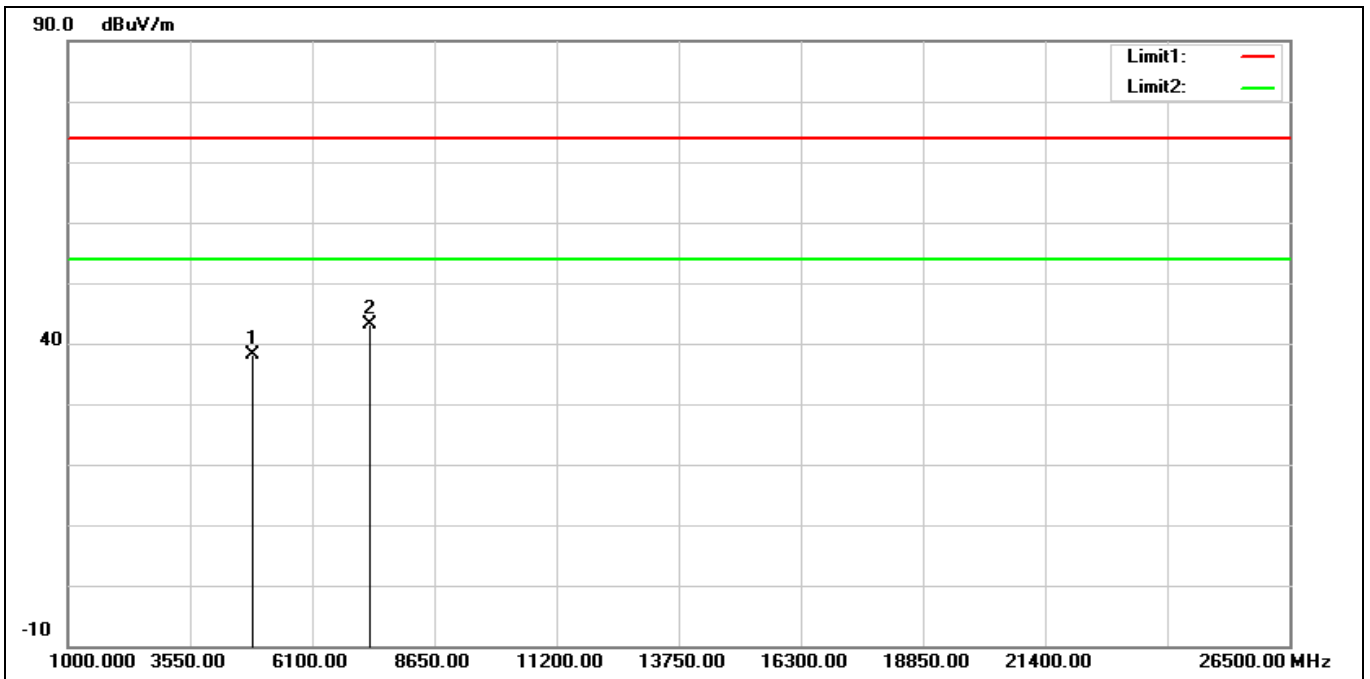
No.	Frequency (MHz)	Reading (dBuV)	Correction (dB/m)	Result (dBuV/m)	Limit (dBuV/m)	Margin (dB)	Remark
1	4844.000	38.25	0.28	38.53	74.00	-35.47	peak
2*	7266.000	34.89	8.02	42.91	74.00	-31.09	peak

Standard:	Part 15C	Test Site:	966 Chamber
Polarization:	Vertical		
Test Mode:	802.11ax HE40 2422 MHz		
Remark:			



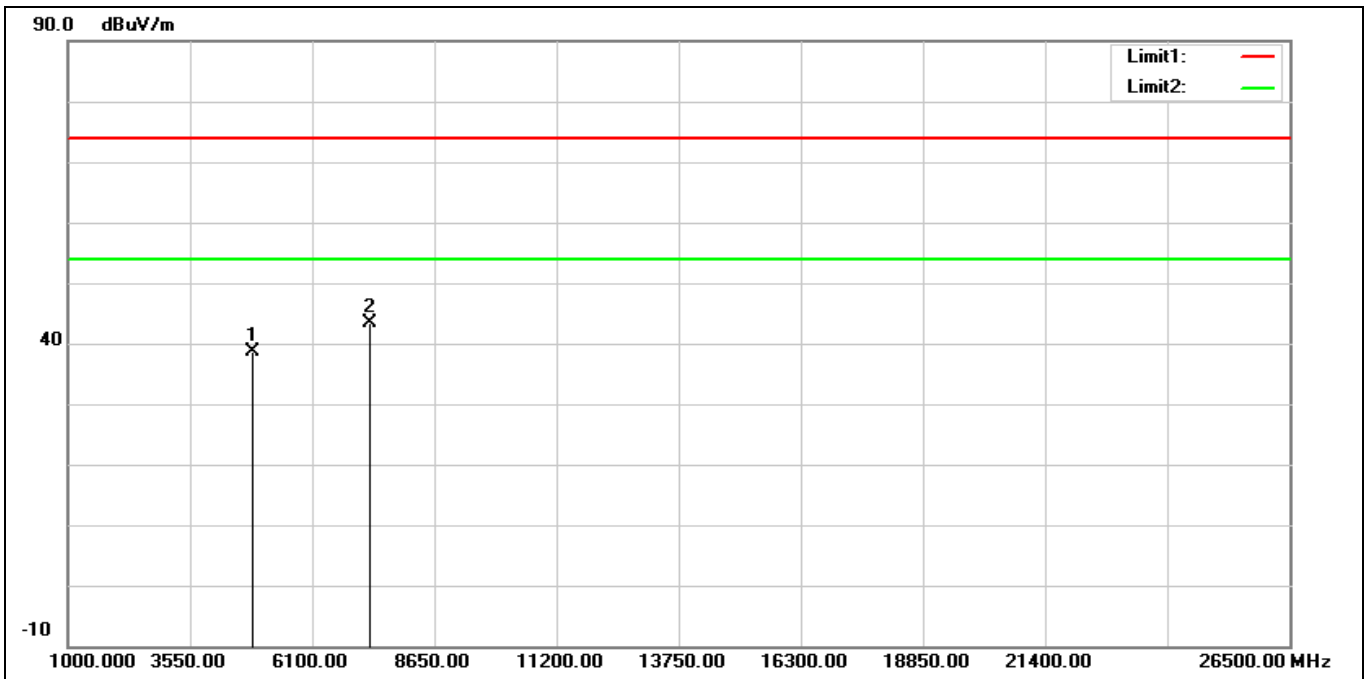
No.	Frequency (MHz)	Reading (dBuV)	Correction (dB/m)	Result (dBuV/m)	Limit (dBuV/m)	Margin (dB)	Remark
1	4844.000	38.06	0.28	38.34	74.00	-35.66	peak
2*	7266.000	35.50	8.02	43.52	74.00	-30.48	peak

Standard:	Part 15C	Test Site:	966 Chamber
Polarization:	Horizontal		
Test Mode:	802.11ax HE40 2437 MHz		
Remark:			



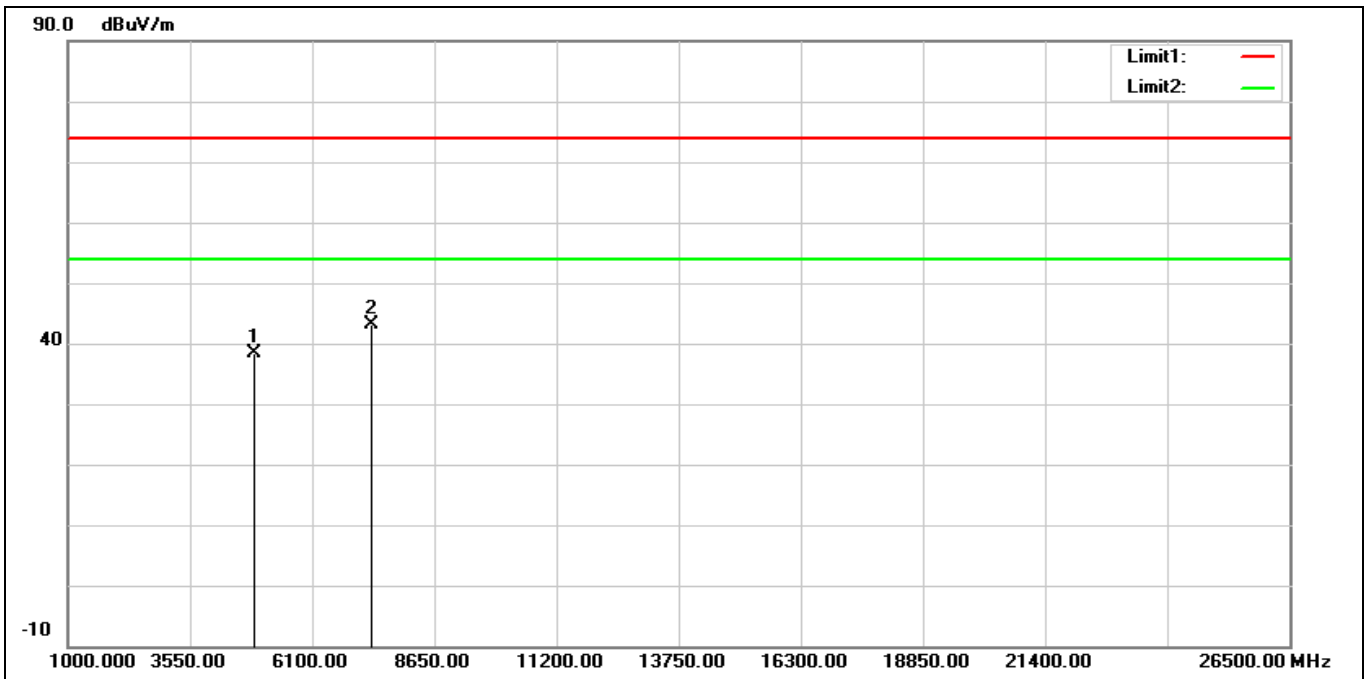
No.	Frequency (MHz)	Reading (dBuV)	Correction (dB/m)	Result (dBuV/m)	Limit (dBuV/m)	Margin (dB)	Remark
1	4874.000	37.81	0.36	38.17	74.00	-35.83	peak
2*	7311.000	35.11	7.98	43.09	74.00	-30.91	peak

Standard:	Part 15C	Test Site:	966 Chamber
Polarization:	Vertical		
Test Mode:	802.11ax HE40 2437 MHz		
Remark:			



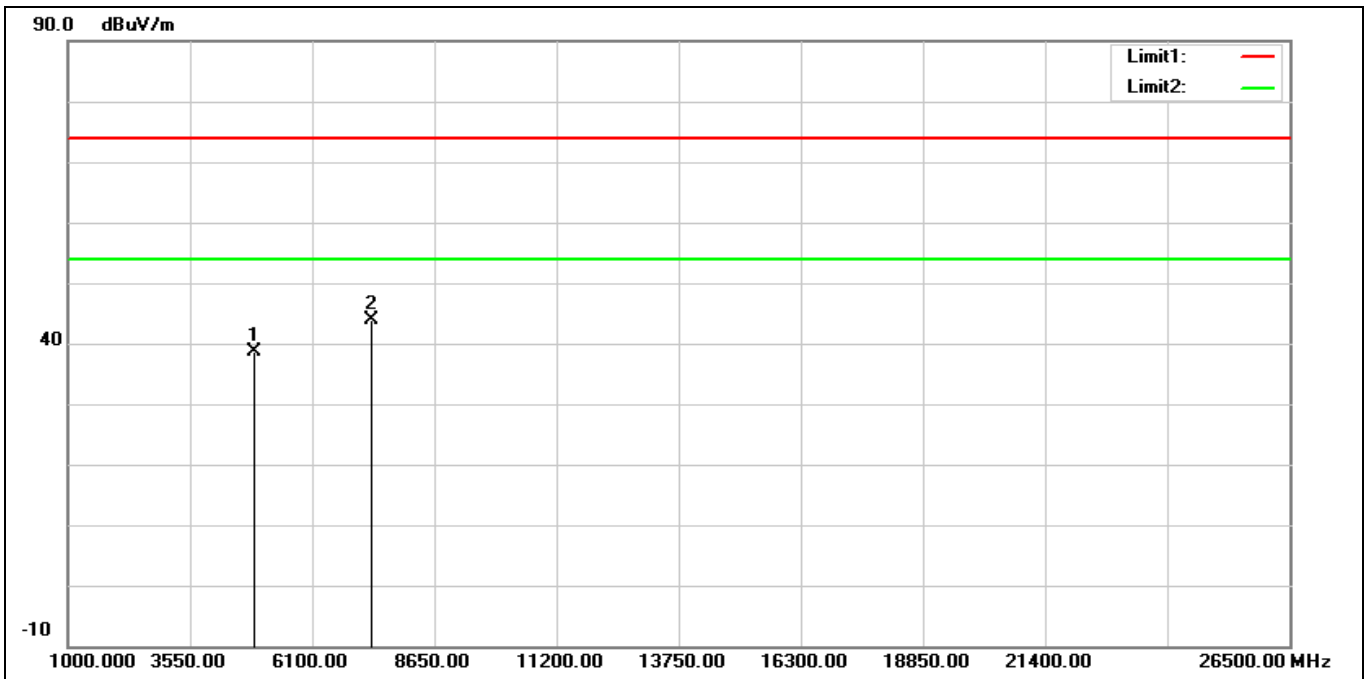
No.	Frequency (MHz)	Reading (dBuV)	Correction (dB/m)	Result (dBuV/m)	Limit (dBuV/m)	Margin (dB)	Remark
1	4874.000	38.29	0.36	38.65	74.00	-35.35	peak
2*	7311.000	35.40	7.98	43.38	74.00	-30.62	peak

Standard:	Part 15C	Test Site:	966 Chamber
Polarization:	Horizontal		
Test Mode:	802.11ax HE40 2452 MHz		
Remark:			



No.	Frequency (MHz)	Reading (dBuV)	Correction (dB/m)	Result (dBuV/m)	Limit (dBuV/m)	Margin (dB)	Remark
1	4904.000	37.80	0.46	38.26	74.00	-35.74	peak
2*	7356.000	35.05	8.02	43.07	74.00	-30.93	peak

Standard:	Part 15C	Test Site:	966 Chamber
Polarization:	Vertical		
Test Mode:	802.11ax HE40 2452 MHz		
Remark:			

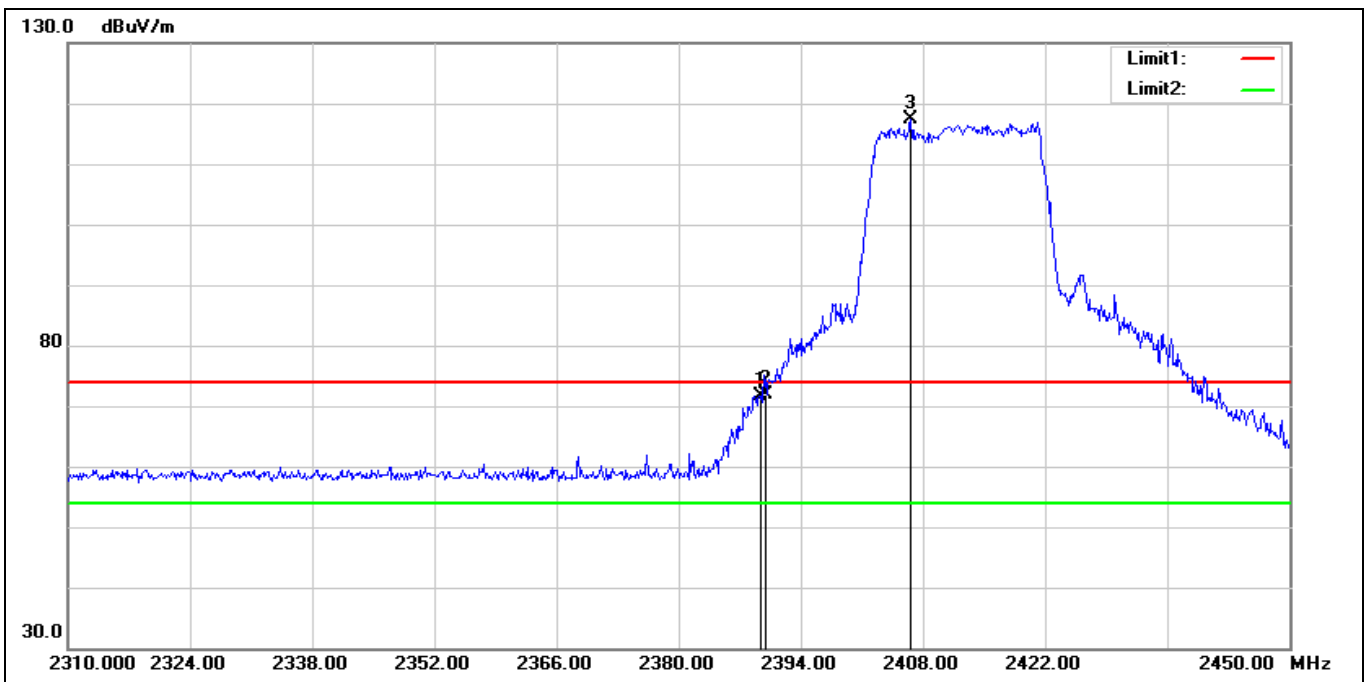


No.	Frequency (MHz)	Reading (dBuV)	Correction (dB/m)	Result (dBuV/m)	Limit (dBuV/m)	Margin (dB)	Remark
1	4904.000	38.27	0.46	38.73	74.00	-35.27	peak
2*	7356.000	35.85	8.02	43.87	74.00	-30.13	peak

Band Edge

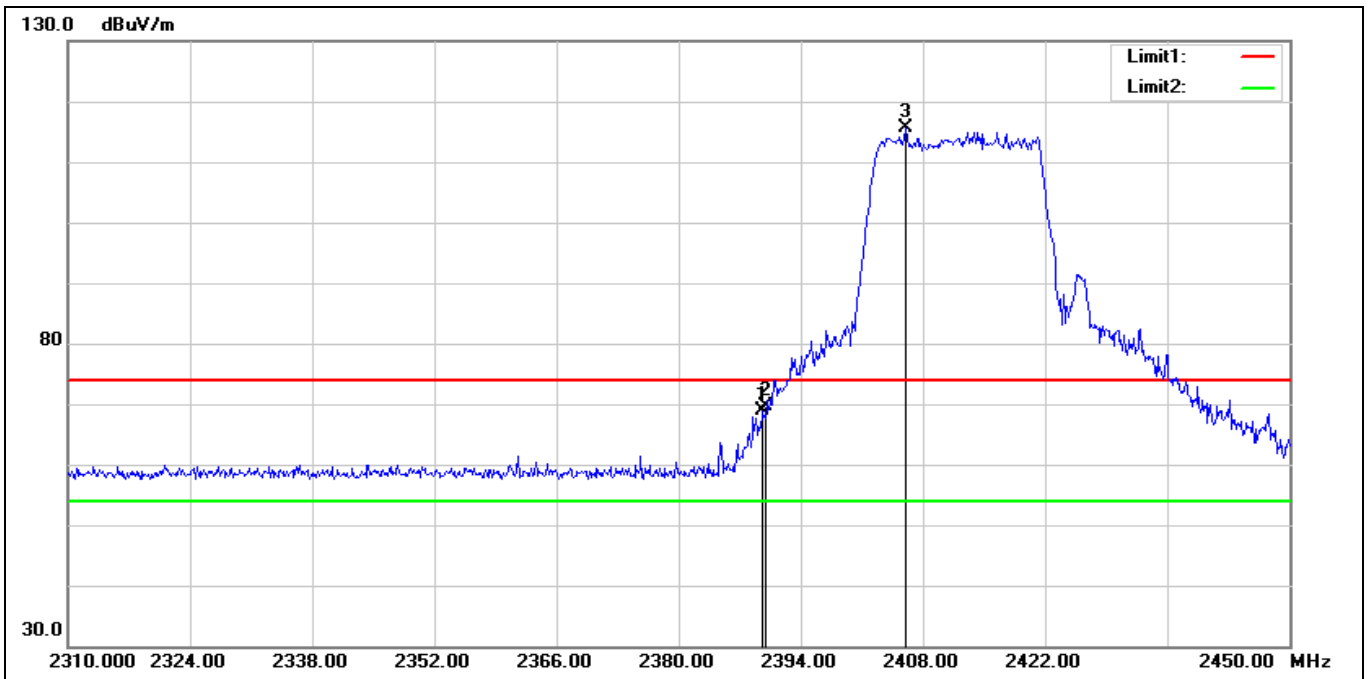
Peak

Standard:	Part 15C	Test Site:	966 Chamber
Polarization:	Horizontal		
Test Mode:	802.11ax HE20 2412 MHz		
Remark:			



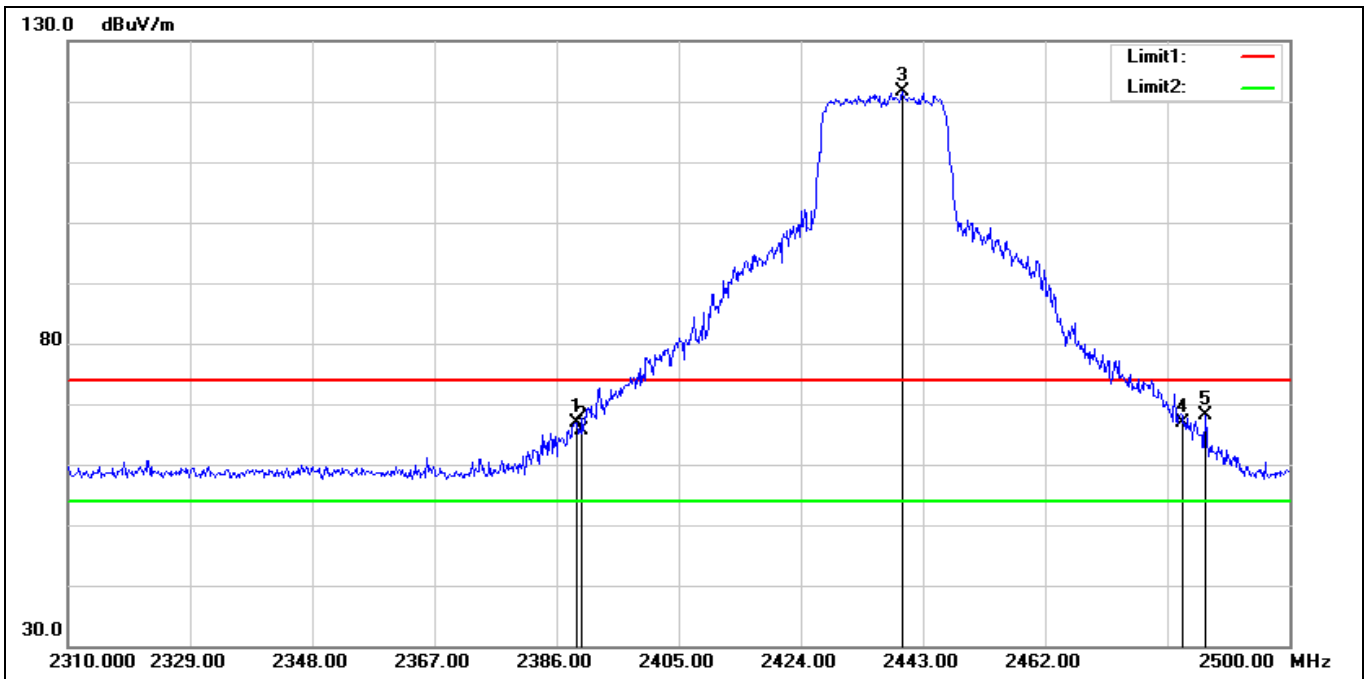
No.	Frequency (MHz)	Reading (dBuV)	Correction (dB/m)	Result (dBuV/m)	Limit (dBuV/m)	Margin (dB)	Remark
1	2389.380	77.92	-6.19	71.73	74.00	-2.27	peak
2	2390.000	77.95	-6.19	71.76	74.00	-2.24	peak
3*	2406.600	123.55	-6.25	117.30	74.00	43.30	peak

Standard:	Part 15C	Test Site:	966 Chamber
Polarization:	Vertical		
Test Mode:	802.11ax HE20 2412 MHz		
Remark:			



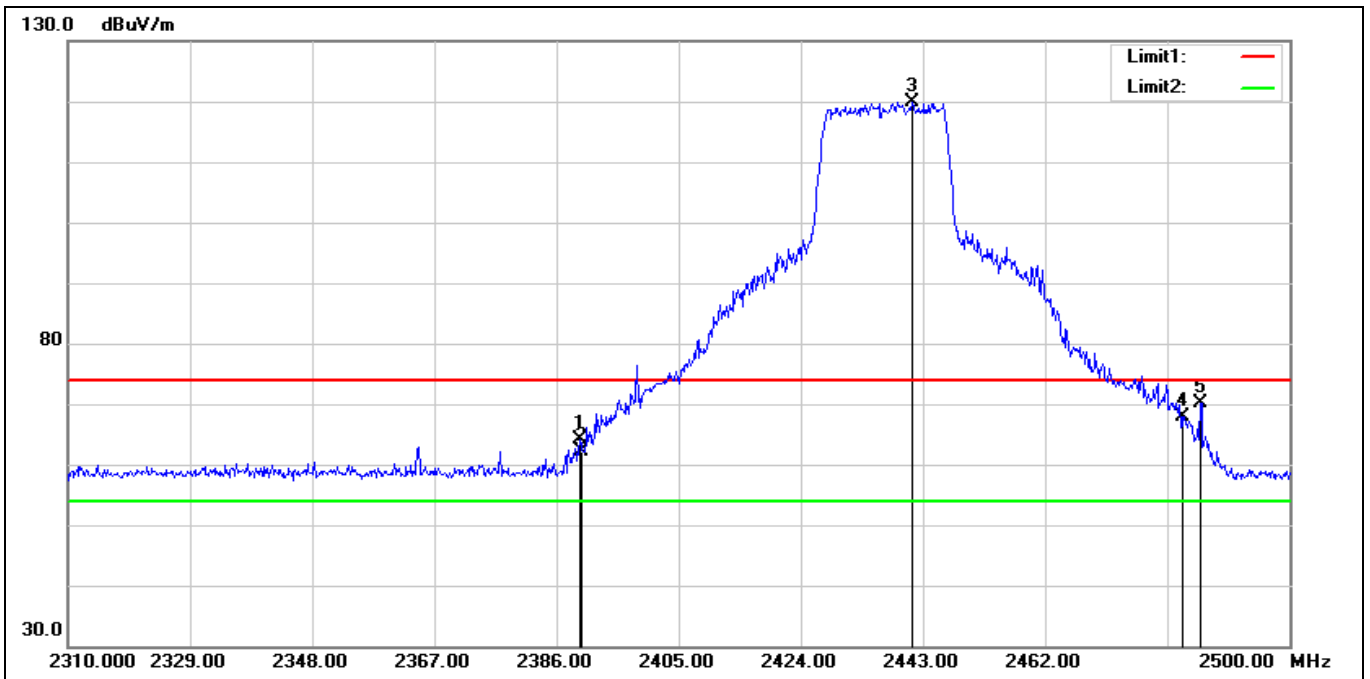
No.	Frequency (MHz)	Reading (dBuV)	Correction (dB/m)	Result (dBuV/m)	Limit (dBuV/m)	Margin (dB)	Remark
1	2389.660	75.11	-6.19	68.92	74.00	-5.08	peak
2	2390.000	75.80	-6.19	69.61	74.00	-4.39	peak
3*	2406.040	121.99	-6.24	115.75	74.00	41.75	peak

Standard:	Part 15C	Test Site:	966 Chamber
Polarization:	Horizontal		
Test Mode:	802.11ax HE20 2437 MHz		
Remark:			



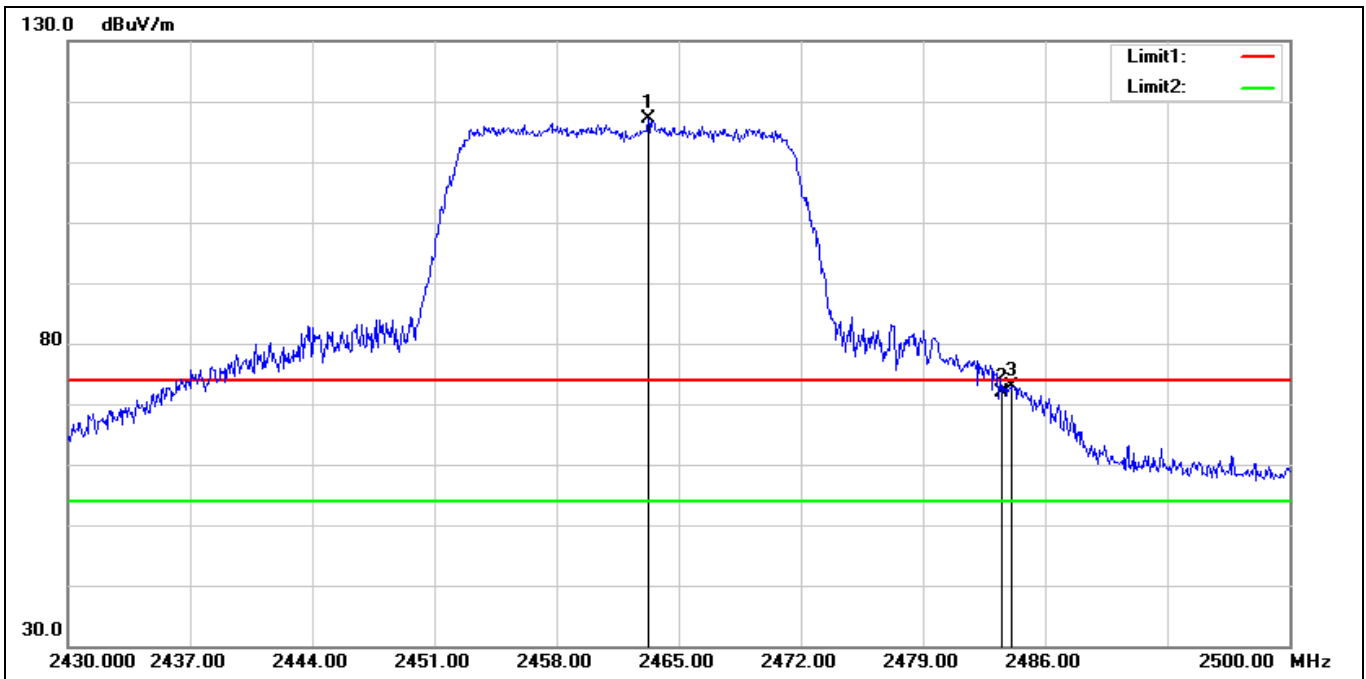
No.	Frequency (MHz)	Reading (dBuV)	Correction (dB/m)	Result (dBuV/m)	Limit (dBuV/m)	Margin (dB)	Remark
1	2389.230	73.17	-6.19	66.98	74.00	-7.02	peak
2	2390.000	71.92	-6.19	65.73	74.00	-8.27	peak
3*	2439.770	127.96	-6.35	121.61	74.00	47.61	peak
4	2483.500	73.38	-6.46	66.92	74.00	-7.08	peak
5	2486.890	74.70	-6.47	68.23	74.00	-5.77	peak

Standard:	Part 15C	Test Site:	966 Chamber
Polarization:	Vertical		
Test Mode:	802.11ax HE20 2437 MHz		
Remark:			



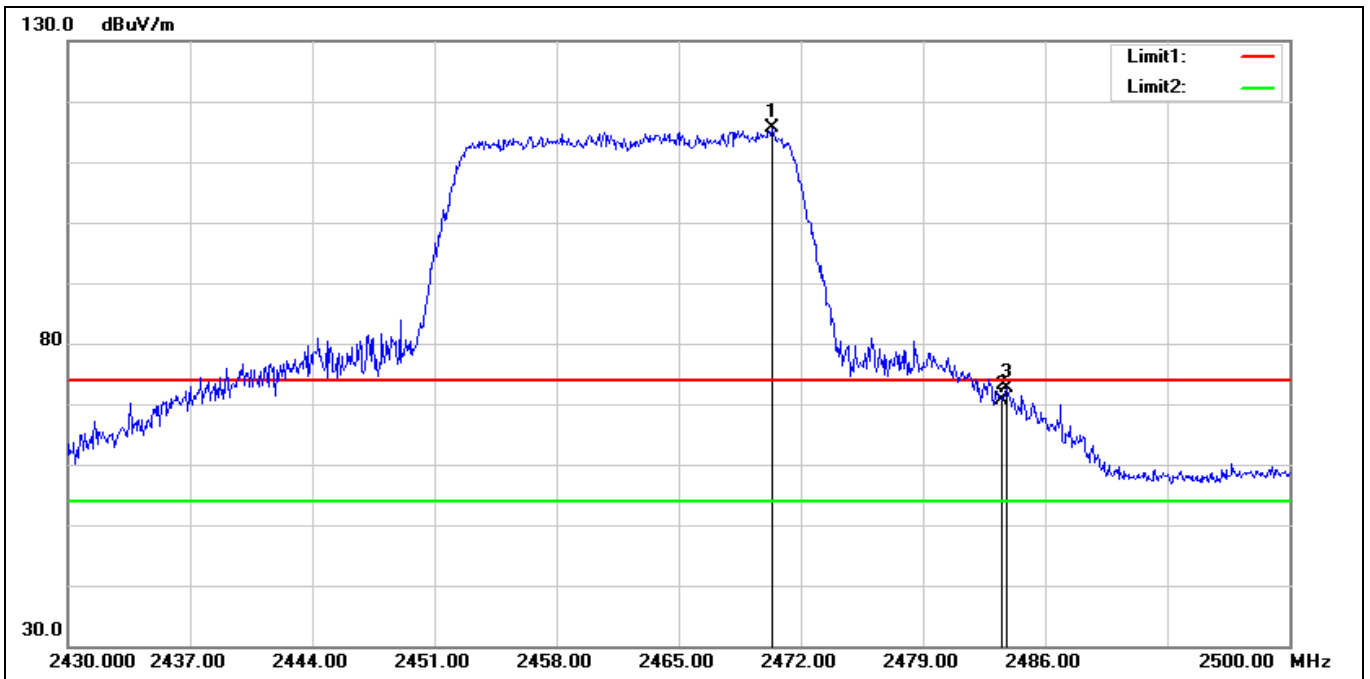
No.	Frequency (MHz)	Reading (dBuV)	Correction (dB/m)	Result (dBuV/m)	Limit (dBuV/m)	Margin (dB)	Remark
1	2389.610	70.38	-6.19	64.19	74.00	-9.81	peak
2	2390.000	68.29	-6.19	62.10	74.00	-11.90	peak
3*	2441.290	126.31	-6.36	119.95	74.00	45.95	peak
4	2483.500	74.30	-6.46	67.84	74.00	-6.16	peak
5	2486.130	76.48	-6.46	70.02	74.00	-3.98	peak

Standard:	Part 15C	Test Site:	966 Chamber
Polarization:	Horizontal		
Test Mode:	802.11ax HE20 2462 MHz		
Remark:			



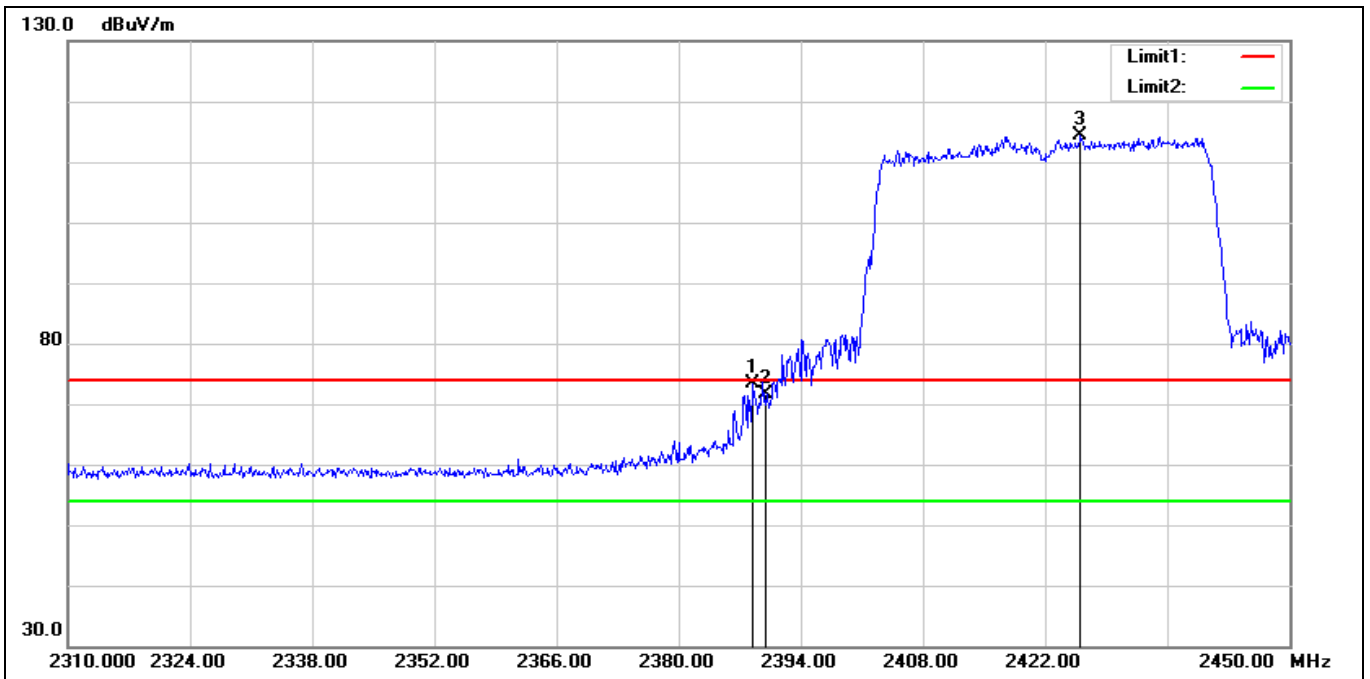
No.	Frequency (MHz)	Reading (dBuV)	Correction (dB/m)	Result (dBuV/m)	Limit (dBuV/m)	Margin (dB)	Remark
1*	2463.250	123.59	-6.41	117.18	74.00	43.18	peak
2	2483.500	78.41	-6.46	71.95	74.00	-2.05	peak
3	2484.040	79.31	-6.47	72.84	74.00	-1.16	peak

Standard:	Part 15C	Test Site:	966 Chamber
Polarization:	Vertical		
Test Mode:	802.11ax HE20 2462 MHz		
Remark:			



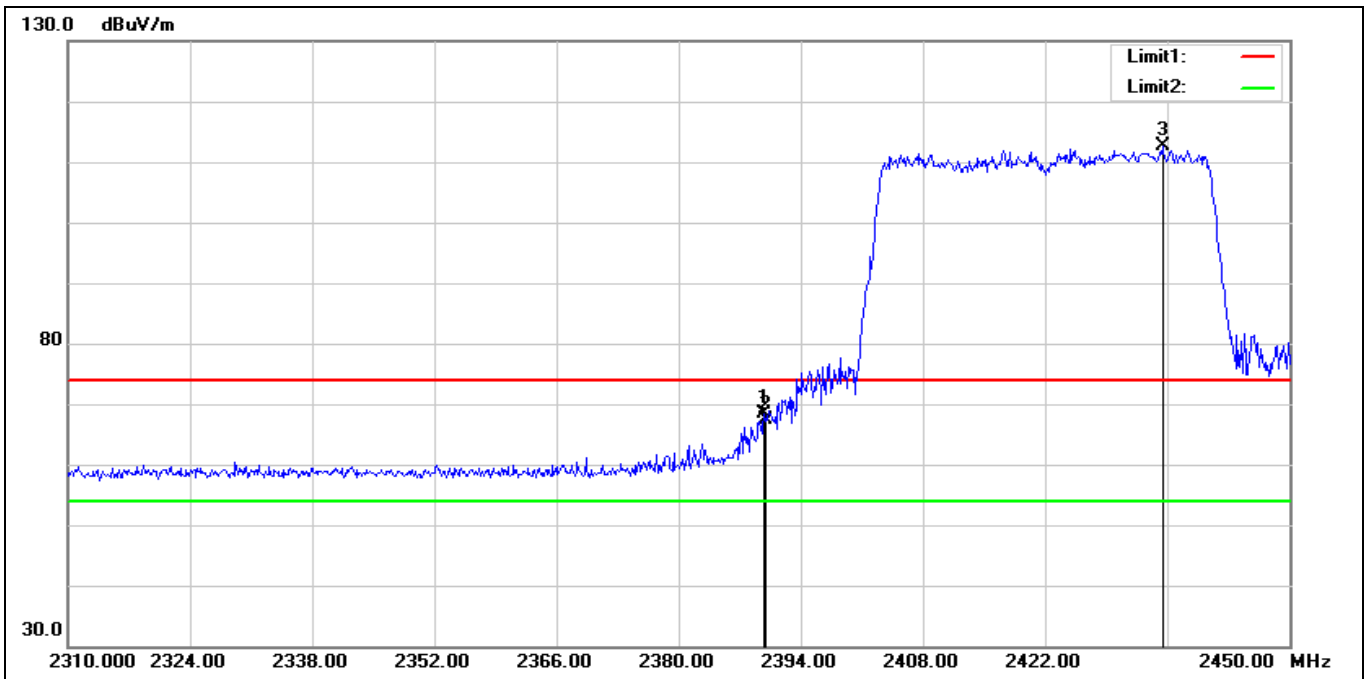
No.	Frequency (MHz)	Reading (dBuV)	Correction (dB/m)	Result (dBuV/m)	Limit (dBuV/m)	Margin (dB)	Remark
1*	2470.320	122.08	-6.43	115.65	74.00	41.65	peak
2	2483.500	77.18	-6.46	70.72	74.00	-3.28	peak
3	2483.830	79.12	-6.47	72.65	74.00	-1.35	peak

Standard:	Part 15C	Test Site:	966 Chamber
Polarization:	Horizontal		
Test Mode:	802.11ax HE40 2422 MHz		
Remark:			



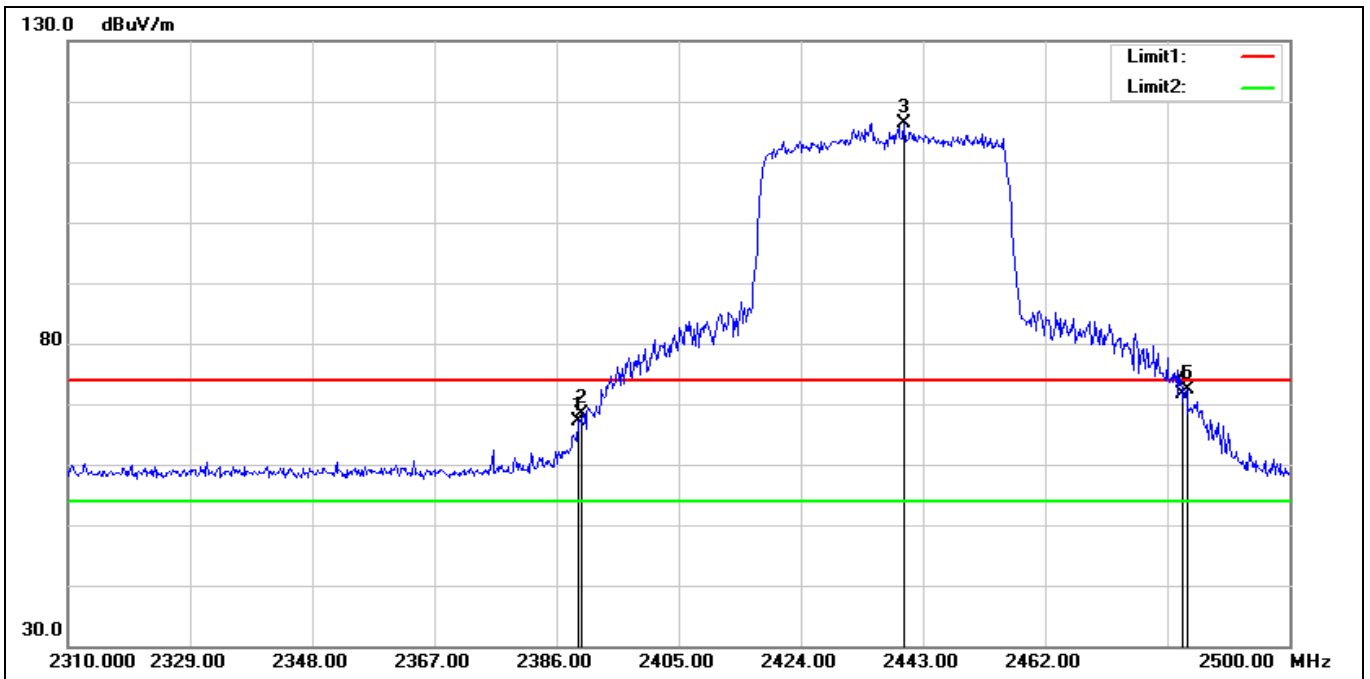
No.	Frequency (MHz)	Reading (dBuV)	Correction (dB/m)	Result (dBuV/m)	Limit (dBuV/m)	Margin (dB)	Remark
1	2388.540	79.51	-6.18	73.33	74.00	-0.67	peak
2	2390.000	77.91	-6.19	71.72	74.00	-2.28	peak
3*	2426.060	120.62	-6.30	114.32	74.00	40.32	peak

Standard:	Part 15C	Test Site:	966 Chamber
Polarization:	Vertical		
Test Mode:	802.11ax HE40 2422 MHz		
Remark:			



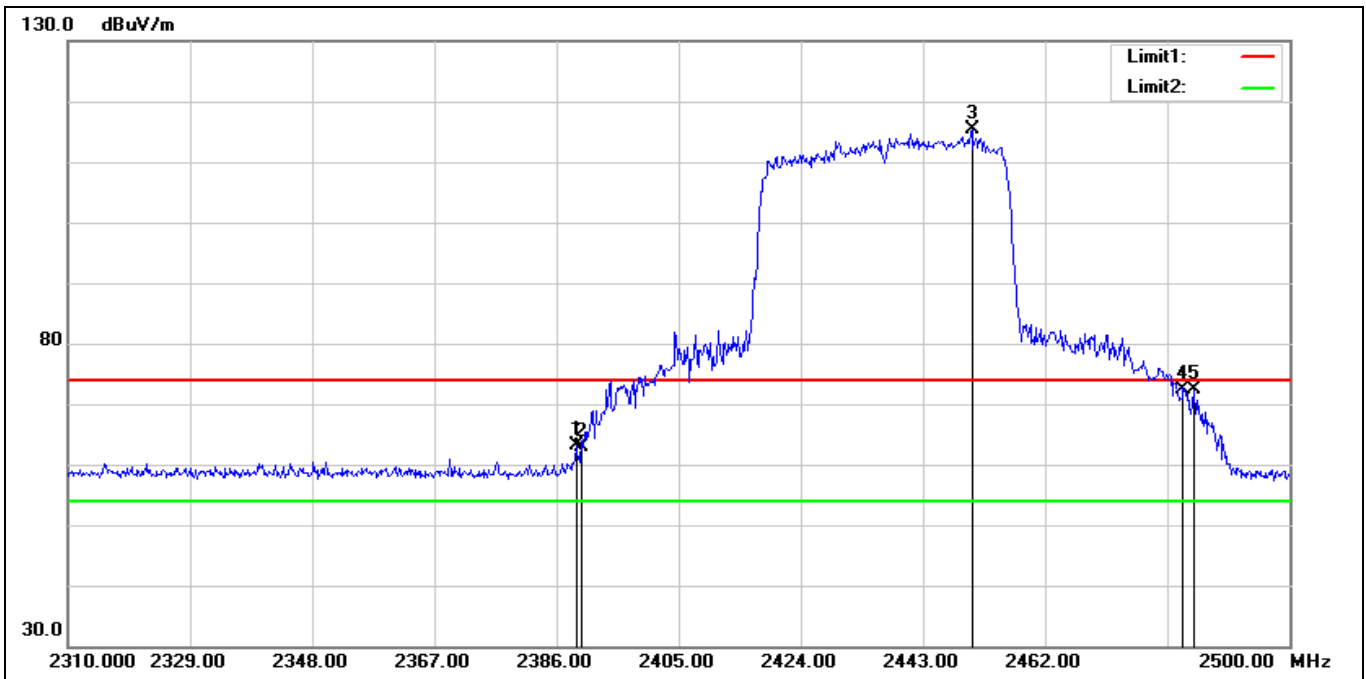
No.	Frequency (MHz)	Reading (dBuV)	Correction (dB/m)	Result (dBuV/m)	Limit (dBuV/m)	Margin (dB)	Remark
1	2389.800	74.51	-6.19	68.32	74.00	-5.68	peak
2	2390.000	73.51	-6.19	67.32	74.00	-6.68	peak
3*	2435.440	119.01	-6.33	112.68	74.00	38.68	peak

Standard:	Part 15C	Test Site:	966 Chamber
Polarization:	Horizontal		
Test Mode:	802.11ax HE40 2437 MHz		
Remark:			



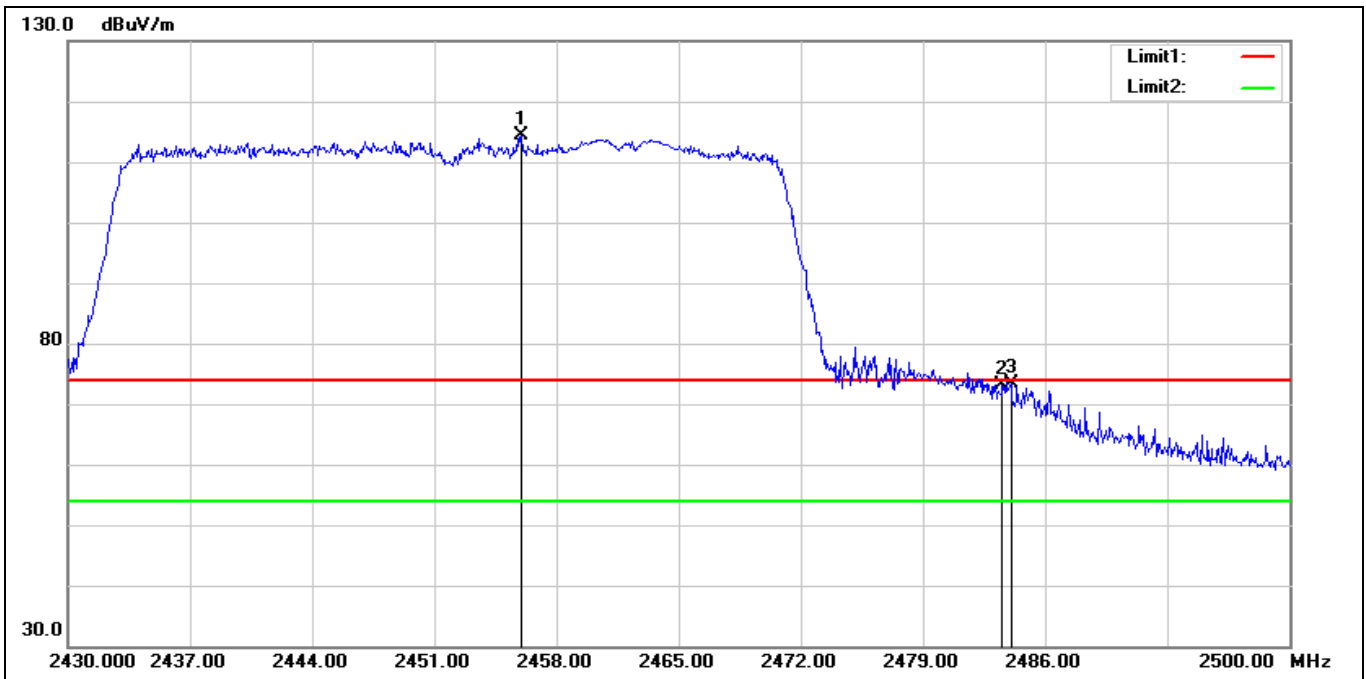
No.	Frequency (MHz)	Reading (dBuV)	Correction (dB/m)	Result (dBuV/m)	Limit (dBuV/m)	Margin (dB)	Remark
1	2389.420	73.42	-6.19	67.23	74.00	-6.77	peak
2	2390.000	74.57	-6.19	68.38	74.00	-5.62	peak
3*	2439.960	122.71	-6.35	116.36	74.00	42.36	peak
4	2483.500	78.00	-6.46	71.54	74.00	-2.46	peak
5	2484.040	78.97	-6.47	72.50	74.00	-1.50	peak

Standard:	Part 15C	Test Site:	966 Chamber
Polarization:	Vertical		
Test Mode:	802.11ax HE40 2437 MHz		
Remark:			



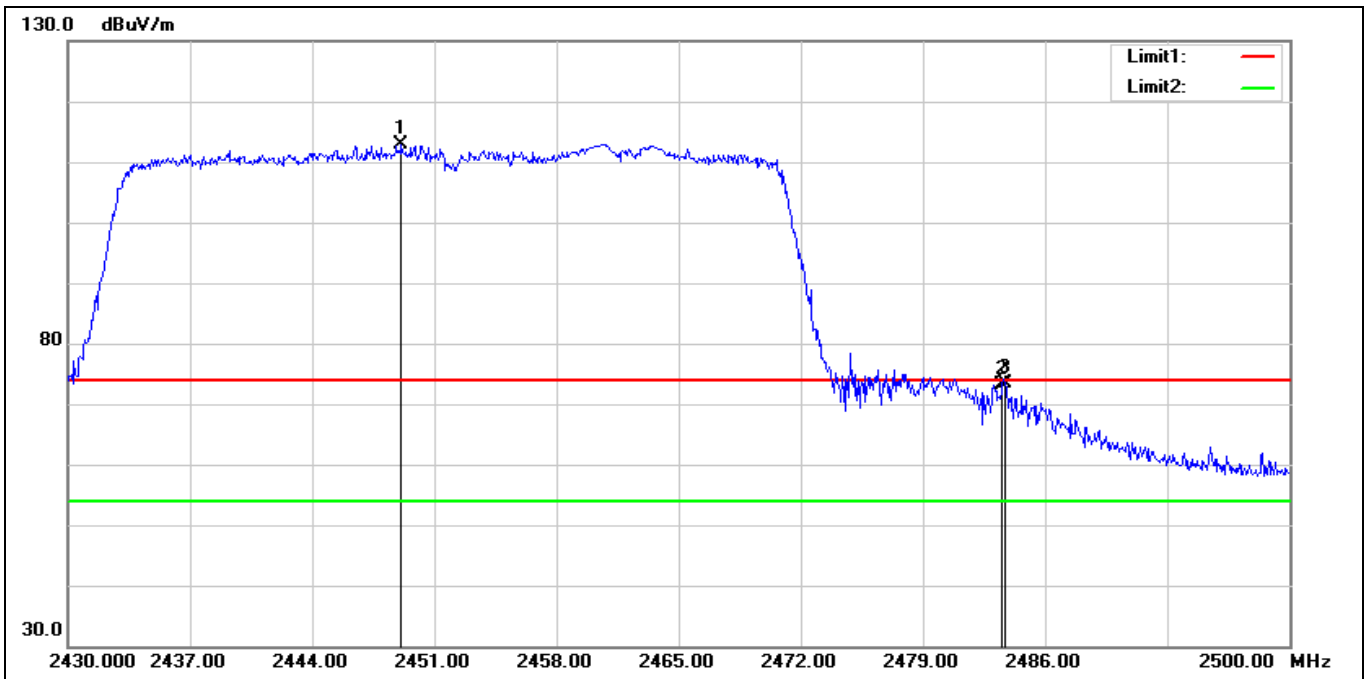
No.	Frequency (MHz)	Reading (dBuV)	Correction (dB/m)	Result (dBuV/m)	Limit (dBuV/m)	Margin (dB)	Remark
1	2389.040	69.42	-6.18	63.24	74.00	-10.76	peak
2	2390.000	69.00	-6.19	62.81	74.00	-11.19	peak
3*	2450.600	121.81	-6.37	115.44	74.00	41.44	peak
4	2483.500	78.86	-6.46	72.40	74.00	-1.60	peak
5	2485.180	78.96	-6.46	72.50	74.00	-1.50	peak

Standard:	Part 15C	Test Site:	966 Chamber
Polarization:	Horizontal		
Test Mode:	802.11ax HE40 2452 MHz		
Remark:			



No.	Frequency (MHz)	Reading (dBuV)	Correction (dB/m)	Result (dBuV/m)	Limit (dBuV/m)	Margin (dB)	Remark
1*	2455.970	120.71	-6.38	114.33	74.00	40.33	peak
2	2483.500	79.50	-6.46	73.04	74.00	-0.96	peak
3	2484.040	79.80	-6.47	73.33	74.00	-0.67	peak

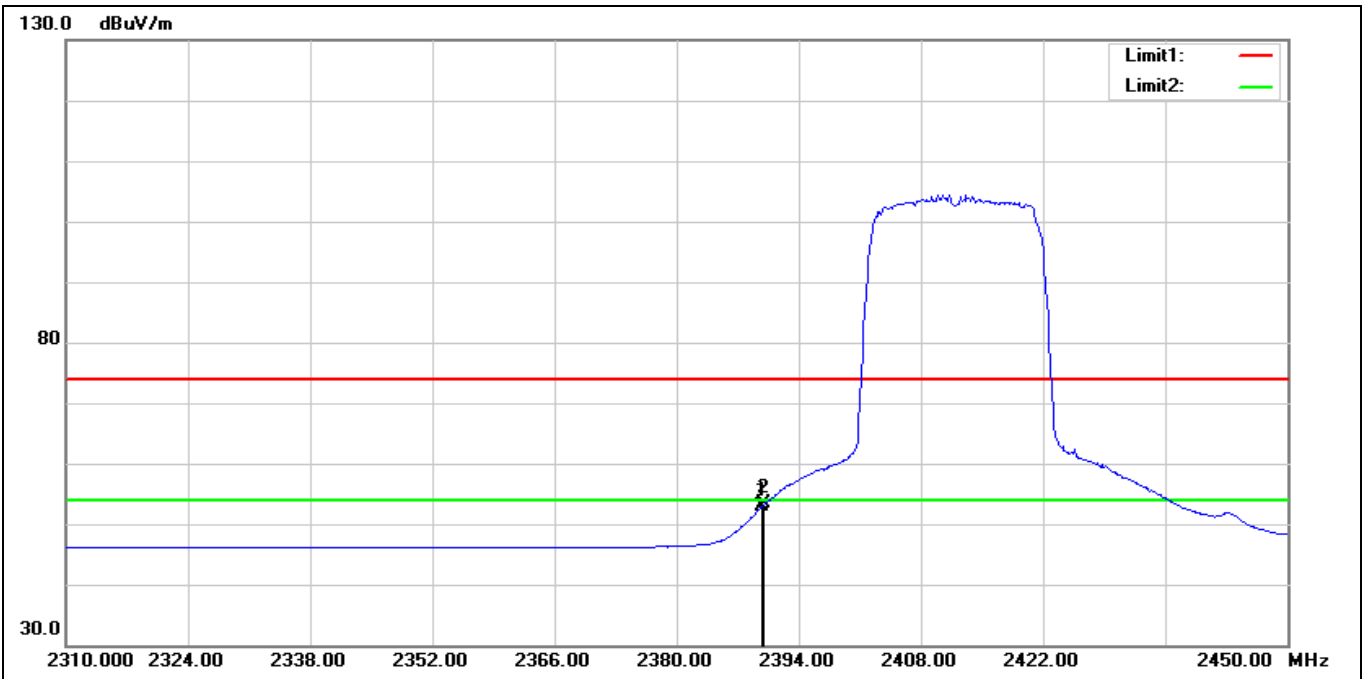
Standard:	Part 15C	Test Site:	966 Chamber
Polarization:	Vertical		
Test Mode:	802.11ax HE40 2452 MHz		
Remark:			



No.	Frequency (MHz)	Reading (dBuV)	Correction (dB/m)	Result (dBuV/m)	Limit (dBuV/m)	Margin (dB)	Remark
1*	2449.110	119.19	-6.37	112.82	74.00	38.82	peak
2	2483.500	79.66	-6.46	73.20	74.00	-0.80	peak
3	2483.690	79.92	-6.46	73.46	74.00	-0.54	peak

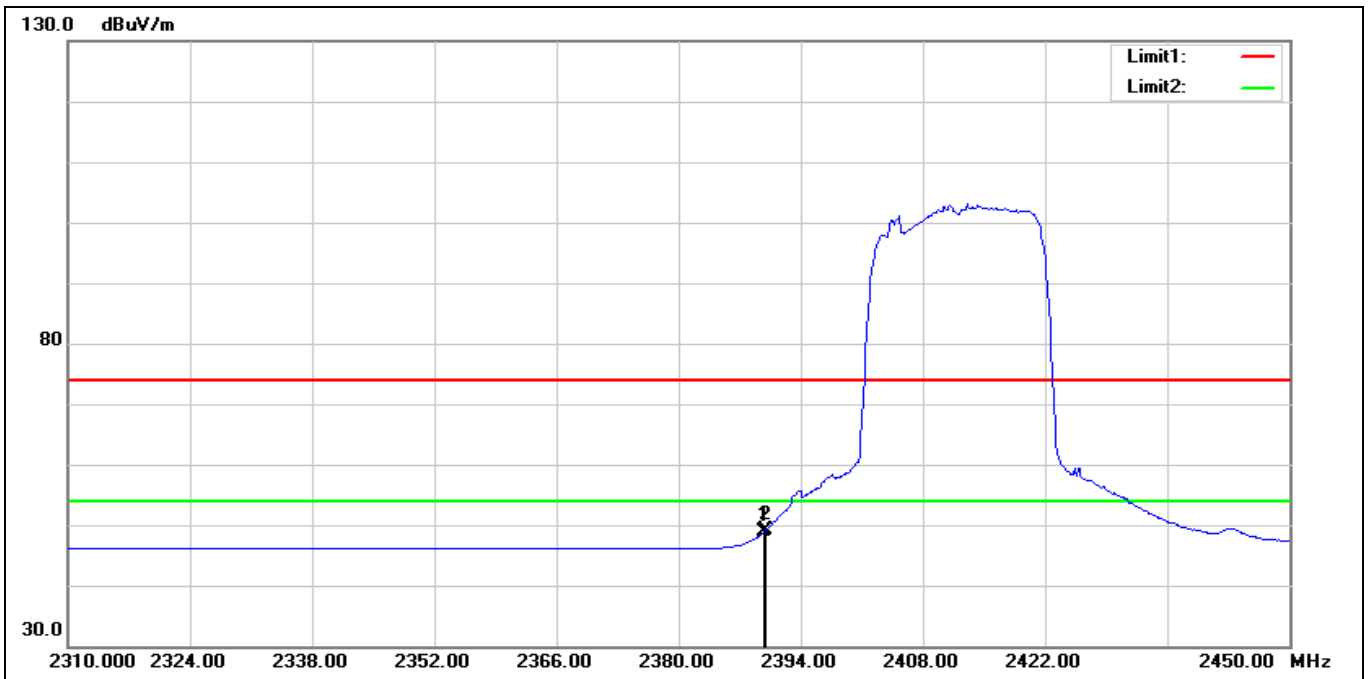
Average

Standard:	Part 15C	Test Site:	966 Chamber
Polarization:	Horizontal		
Test Mode:	802.11ax HE20 2412 MHz		
Remark:			



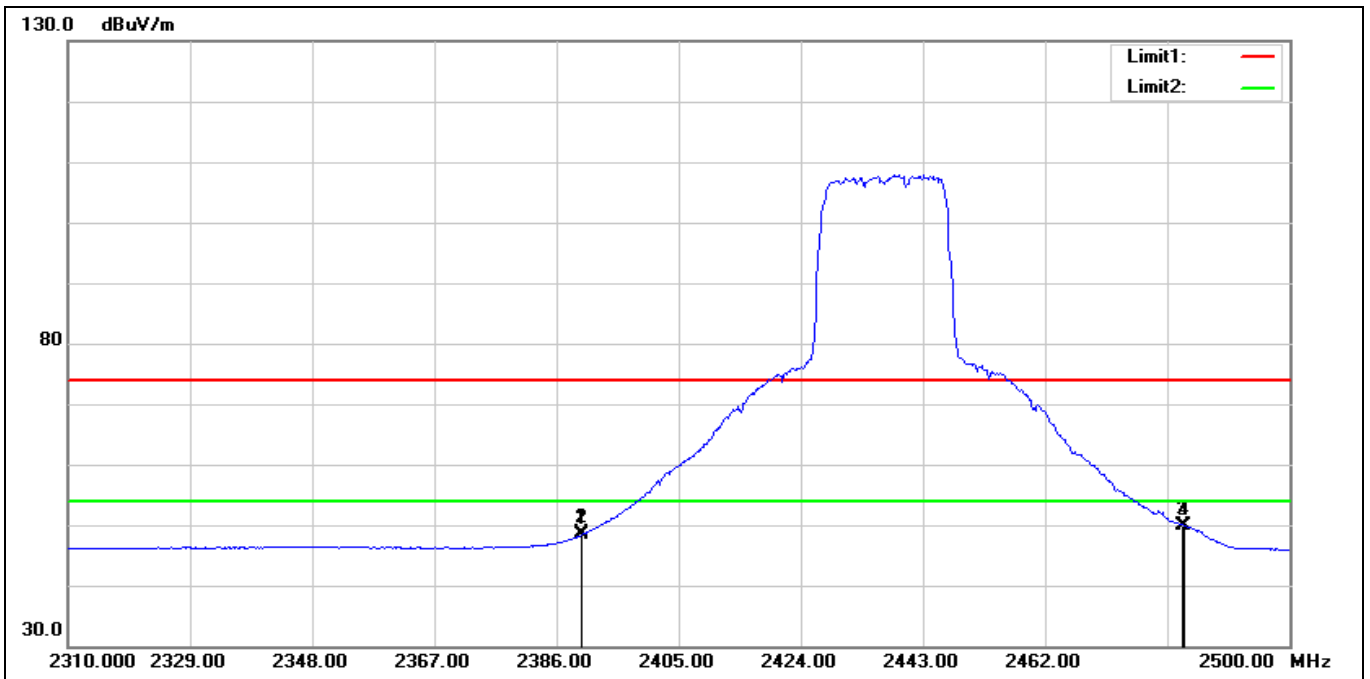
No.	Frequency (MHz)	Reading (dBuV)	Correction (dB/m)	Result (dBuV/m)	Limit (dBuV/m)	Margin (dB)	Remark
1	2389.800	59.15	-6.19	52.96	54.00	-1.04	AVG
2*	2390.000	59.51	-6.19	53.32	54.00	-0.68	AVG

Standard:	Part 15C	Test Site:	966 Chamber
Polarization:	Vertical		
Test Mode:	802.11ax HE20 2412 MHz		
Remark:			



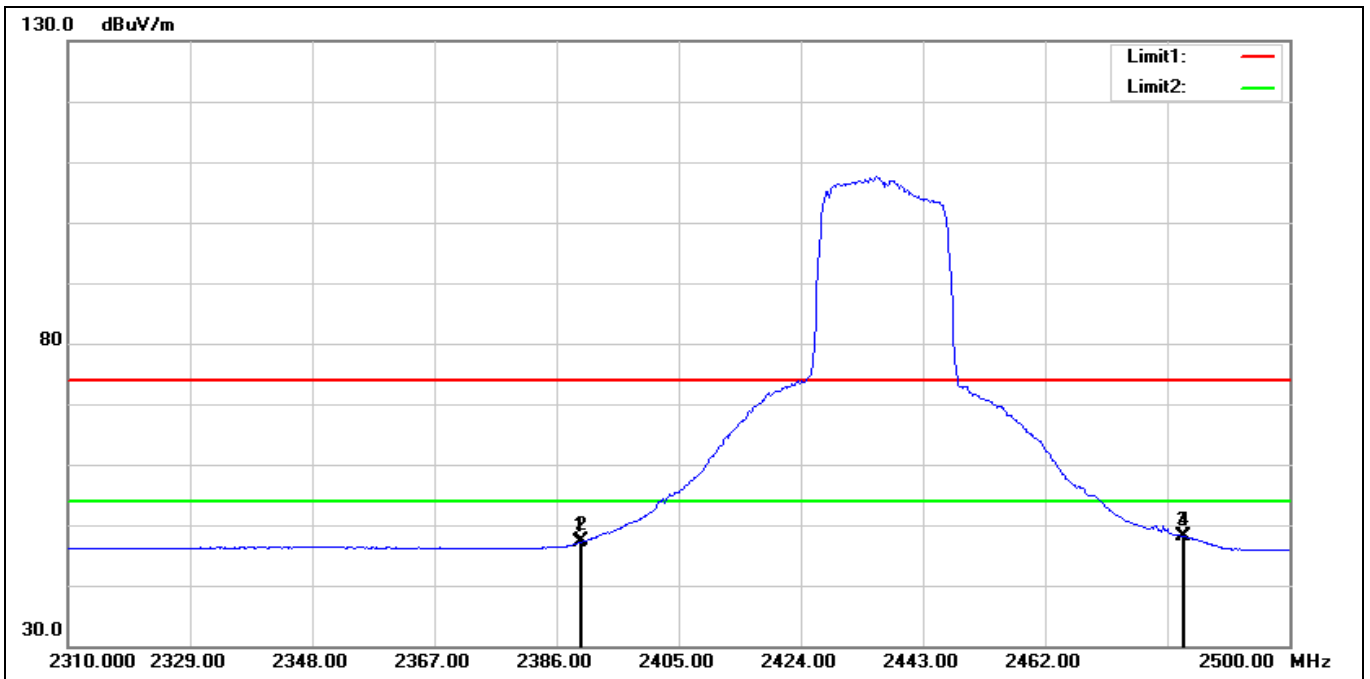
No.	Frequency (MHz)	Reading (dBuV)	Correction (dB/m)	Result (dBuV/m)	Limit (dBuV/m)	Margin (dB)	Remark
1	2389.800	55.08	-6.19	48.89	54.00	-5.11	AVG
2*	2390.000	55.35	-6.19	49.16	54.00	-4.84	AVG

Standard:	Part 15C	Test Site:	966 Chamber
Polarization:	Horizontal		
Test Mode:	802.11ax HE20 2437 MHz		
Remark:			



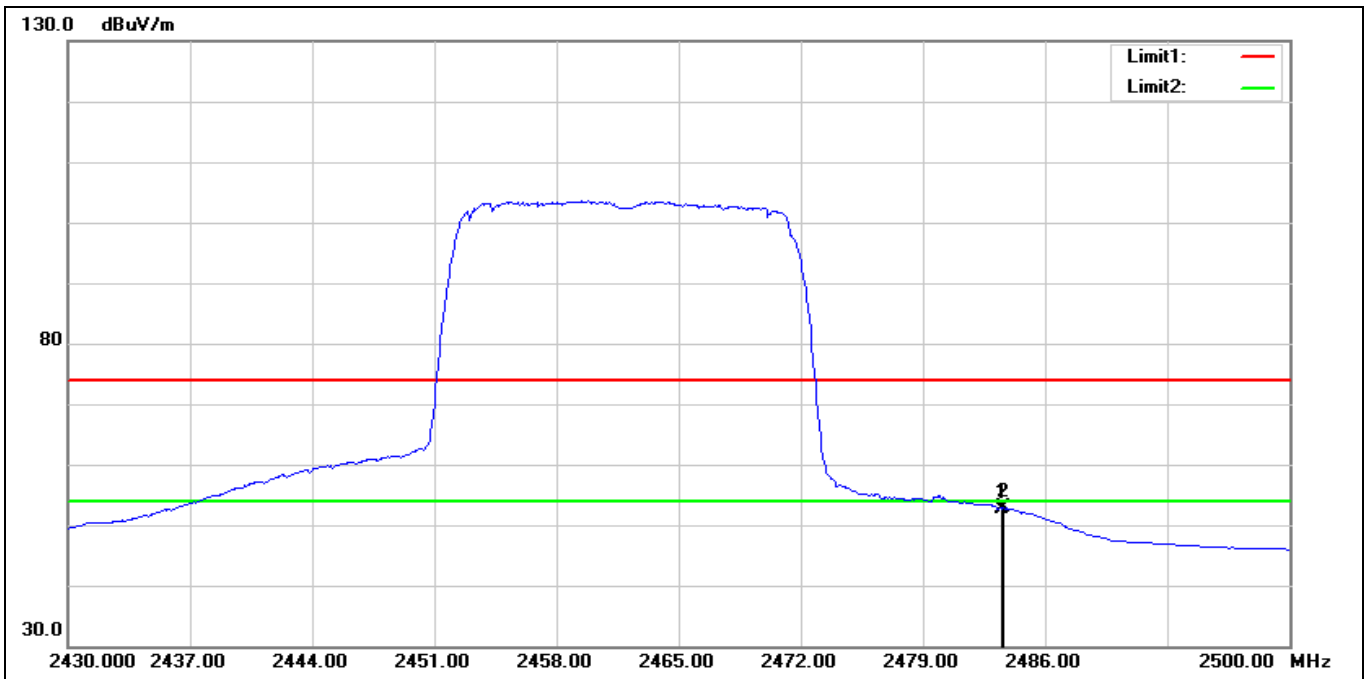
No.	Frequency (MHz)	Reading (dBuV)	Correction (dB/m)	Result (dBuV/m)	Limit (dBuV/m)	Margin (dB)	Remark
1	2389.990	54.64	-6.19	48.45	54.00	-5.55	AVG
2	2390.000	54.80	-6.19	48.61	54.00	-5.39	AVG
3*	2483.500	56.39	-6.46	49.93	54.00	-4.07	AVG
4	2483.660	56.39	-6.46	49.93	54.00	-4.07	AVG

Standard:	Part 15C	Test Site:	966 Chamber
Polarization:	Vertical		
Test Mode:	802.11ax HE20 2437 MHz		
Remark:			



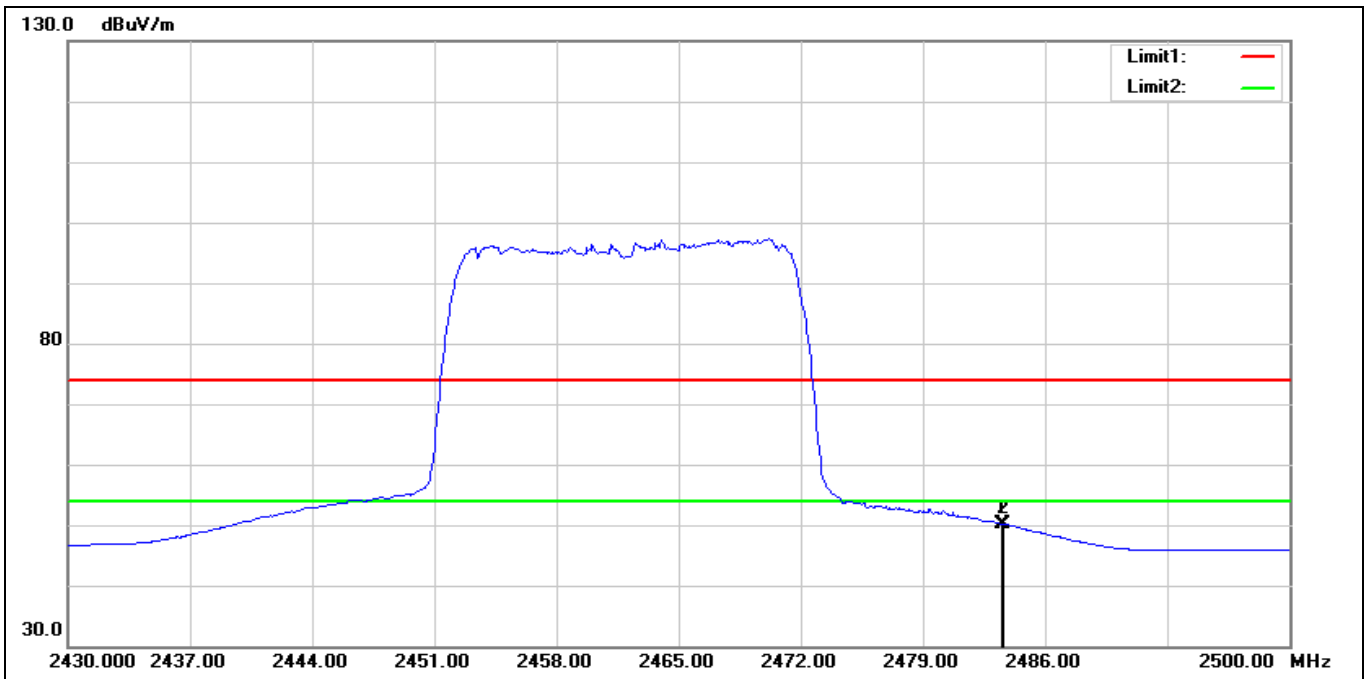
No.	Frequency (MHz)	Reading (dBuV)	Correction (dB/m)	Result (dBuV/m)	Limit (dBuV/m)	Margin (dB)	Remark
1	2389.610	53.24	-6.19	47.05	54.00	-6.95	AVG
2	2390.000	53.50	-6.19	47.31	54.00	-6.69	AVG
3*	2483.500	54.54	-6.46	48.08	54.00	-5.92	AVG
4	2483.660	54.54	-6.46	48.08	54.00	-5.92	AVG

Standard:	Part 15C	Test Site:	966 Chamber
Polarization:	Horizontal		
Test Mode:	802.11ax HE20 2462 MHz		
Remark:			



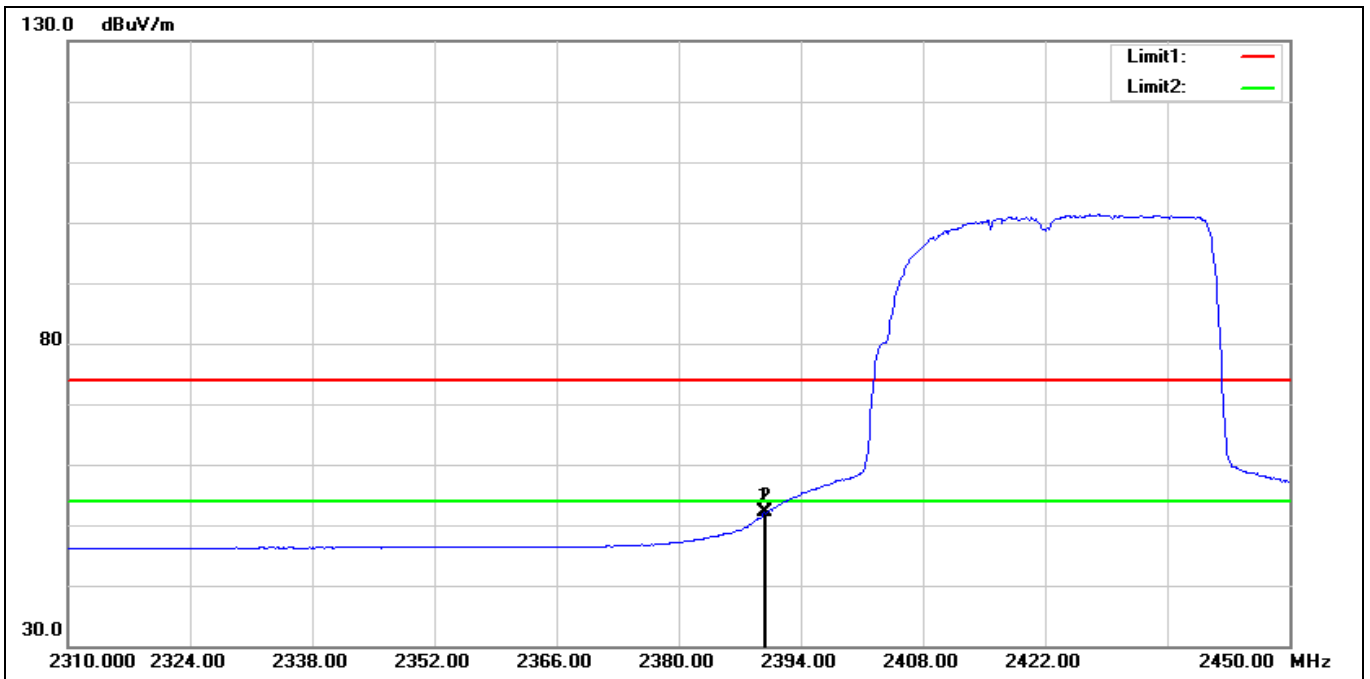
No.	Frequency (MHz)	Reading (dBuV)	Correction (dB/m)	Result (dBuV/m)	Limit (dBuV/m)	Margin (dB)	Remark
1	2483.500	59.21	-6.46	52.75	54.00	-1.25	AVG
2*	2483.620	59.26	-6.46	52.80	54.00	-1.20	AVG

Standard:	Part 15C	Test Site:	966 Chamber
Polarization:	Vertical		
Test Mode:	802.11ax HE20 2462 MHz		
Remark:			



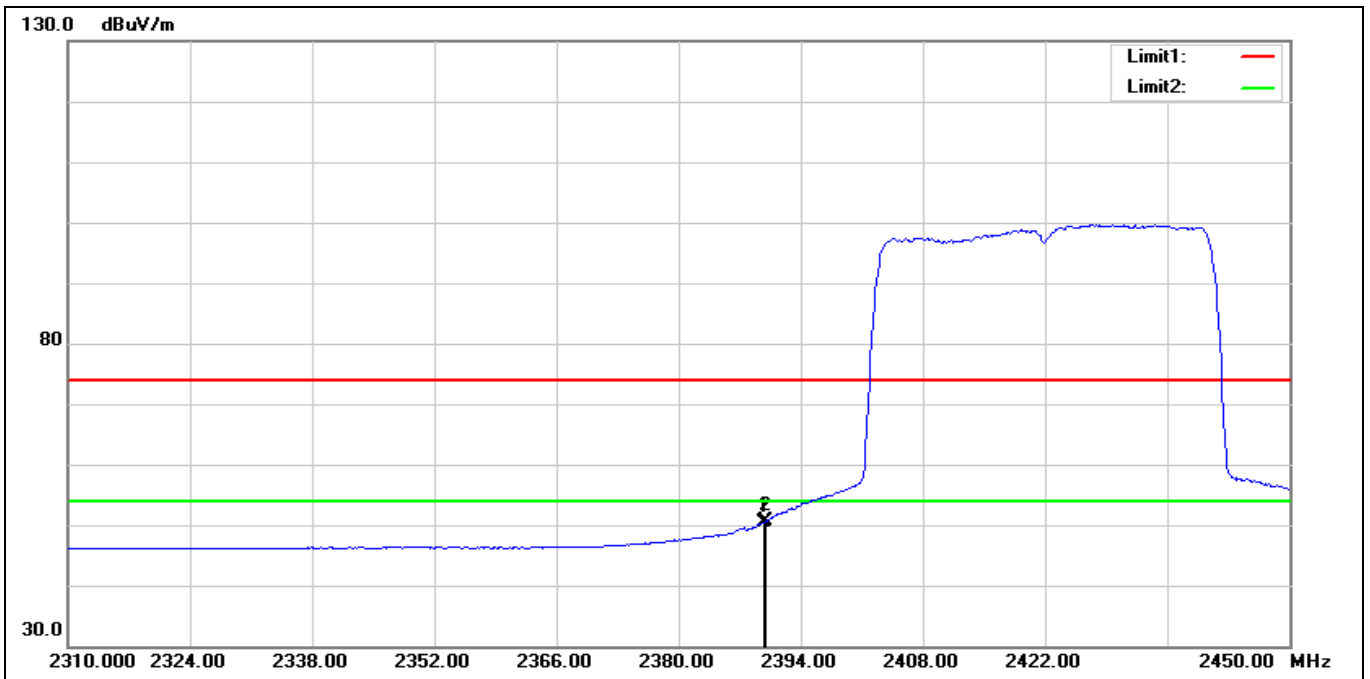
No.	Frequency (MHz)	Reading (dBuV)	Correction (dB/m)	Result (dBuV/m)	Limit (dBuV/m)	Margin (dB)	Remark
1*	2483.500	56.61	-6.46	50.15	54.00	-3.85	AVG
2	2483.620	56.59	-6.46	50.13	54.00	-3.87	AVG

Standard:	Part 15C	Test Site:	966 Chamber
Polarization:	Horizontal		
Test Mode:	802.11ax HE40 2422 MHz		
Remark:			



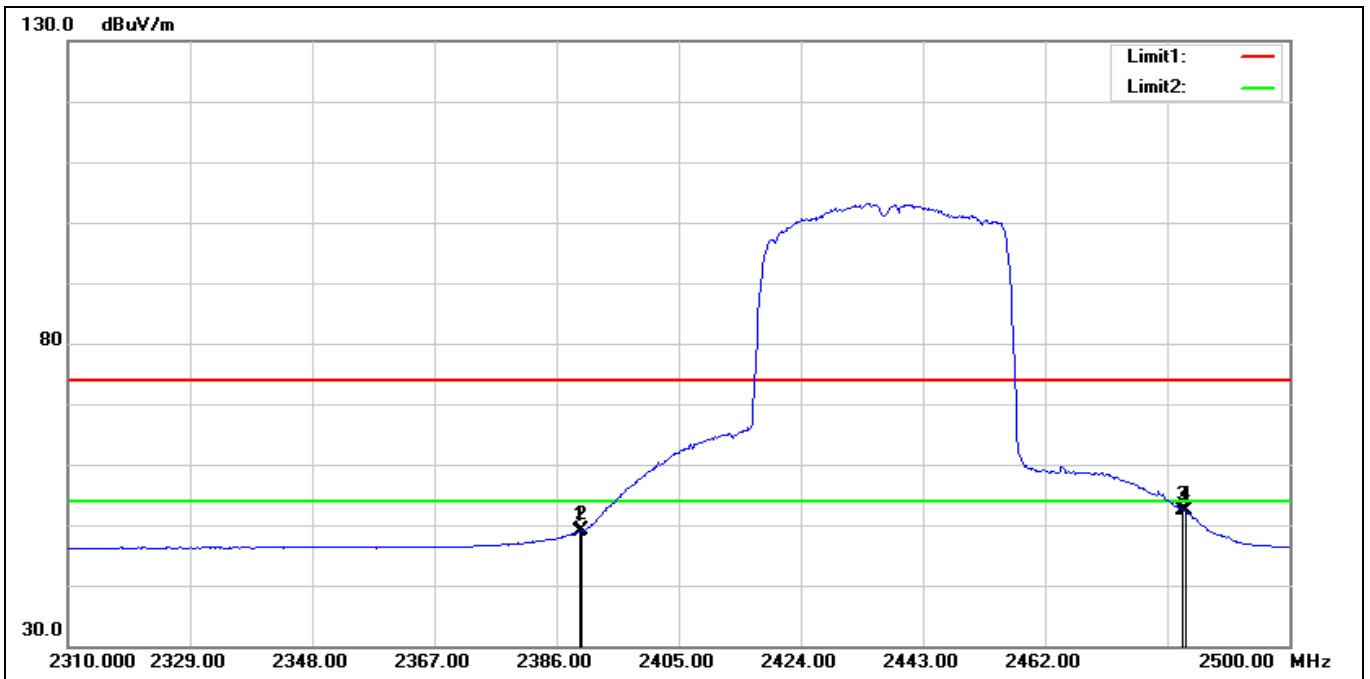
No.	Frequency (MHz)	Reading (dBuV)	Correction (dB/m)	Result (dBuV/m)	Limit (dBuV/m)	Margin (dB)	Remark
1	2389.800	58.21	-6.19	52.02	54.00	-1.98	AVG
2*	2390.000	58.24	-6.19	52.05	54.00	-1.95	AVG

Standard:	Part 15C	Test Site:	966 Chamber
Polarization:	Vertical		
Test Mode:	802.11ax HE40 2422 MHz		
Remark:			



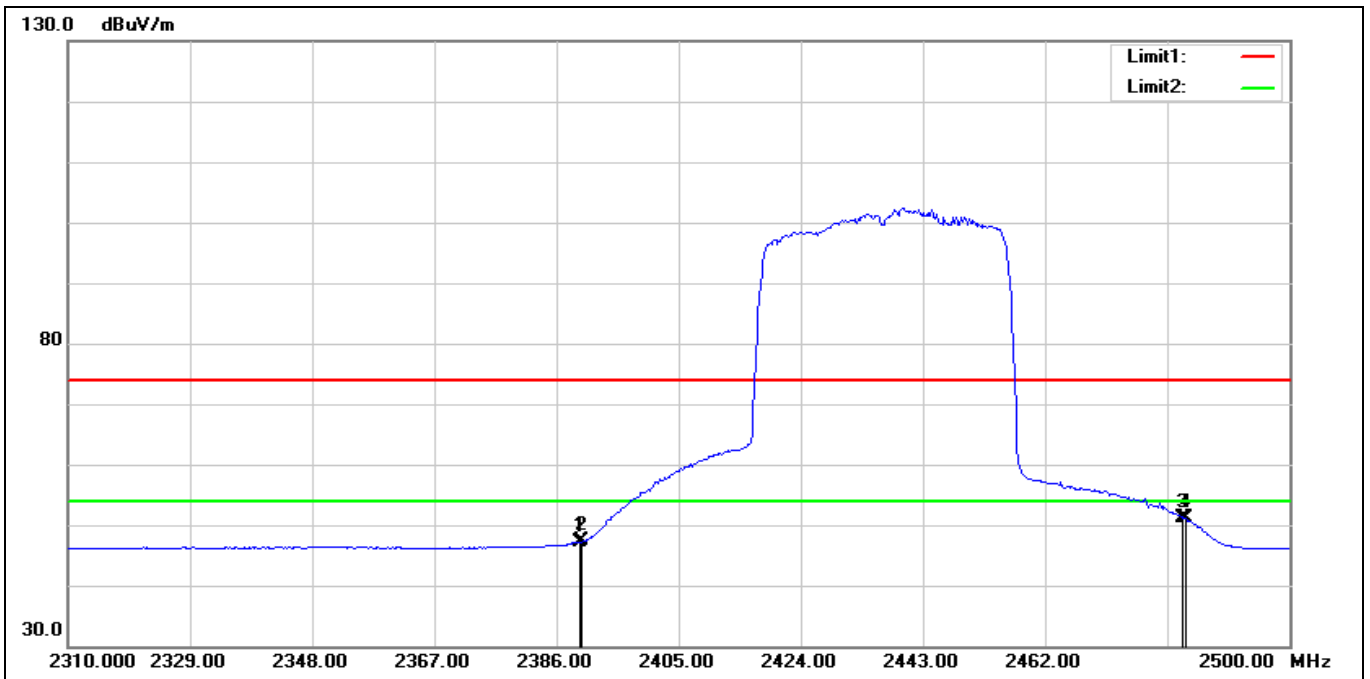
No.	Frequency (MHz)	Reading (dBuV)	Correction (dB/m)	Result (dBuV/m)	Limit (dBuV/m)	Margin (dB)	Remark
1	2389.800	56.65	-6.19	50.46	54.00	-3.54	AVG
2*	2390.000	56.94	-6.19	50.75	54.00	-3.25	AVG

Standard:	Part 15C	Test Site:	966 Chamber
Polarization:	Horizontal		
Test Mode:	802.11ax HE40 2437 MHz		
Remark:			



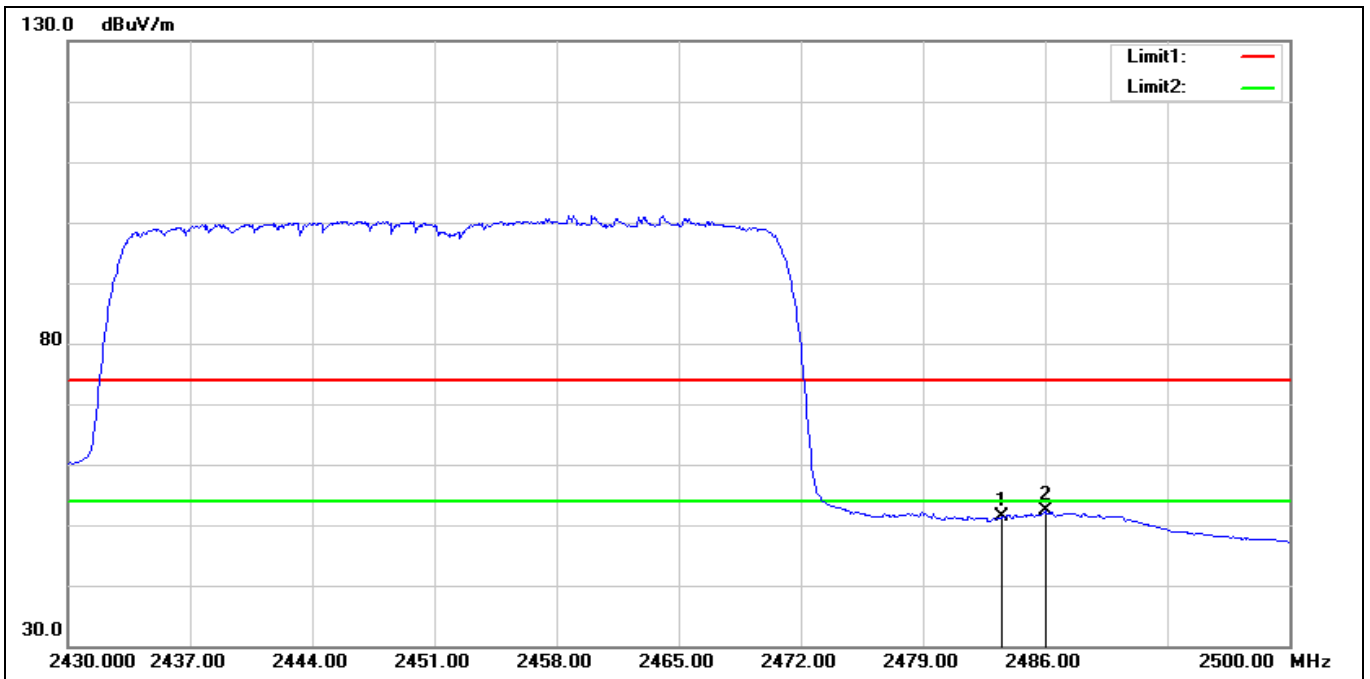
No.	Frequency (MHz)	Reading (dBuV)	Correction (dB/m)	Result (dBuV/m)	Limit (dBuV/m)	Margin (dB)	Remark
1	2389.610	55.03	-6.19	48.84	54.00	-5.16	AVG
2	2390.000	55.35	-6.19	49.16	54.00	-4.84	AVG
3	2483.500	58.91	-6.46	52.45	54.00	-1.55	AVG
4*	2483.850	58.96	-6.47	52.49	54.00	-1.51	AVG

Standard:	Part 15C	Test Site:	966 Chamber
Polarization:	Vertical		
Test Mode:	802.11ax HE40 2437 MHz		
Remark:			



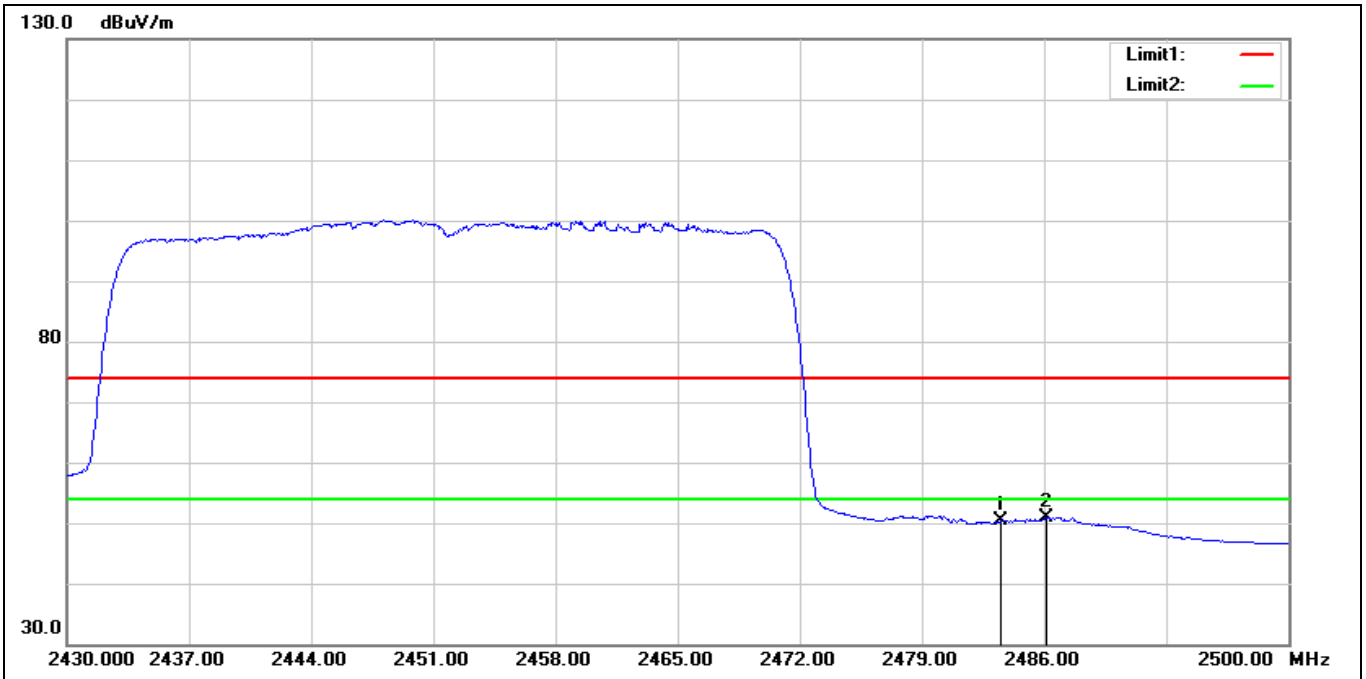
No.	Frequency (MHz)	Reading (dBuV)	Correction (dB/m)	Result (dBuV/m)	Limit (dBuV/m)	Margin (dB)	Remark
1	2389.610	53.40	-6.19	47.21	54.00	-6.79	AVG
2	2390.000	53.51	-6.19	47.32	54.00	-6.68	AVG
3	2483.500	57.51	-6.46	51.05	54.00	-2.95	AVG
4*	2483.850	57.61	-6.47	51.14	54.00	-2.86	AVG

Standard:	Part 15C	Test Site:	966 Chamber
Polarization:	Horizontal		
Test Mode:	802.11ax HE40 2452 MHz		
Remark:			



No.	Frequency (MHz)	Reading (dBuV)	Correction (dB/m)	Result (dBuV/m)	Limit (dBuV/m)	Margin (dB)	Remark
1	2483.500	57.72	-6.46	51.26	54.00	-2.74	AVG
2*	2486.000	58.73	-6.46	52.27	54.00	-1.73	AVG

Standard:	Part 15C	Test Site:	966 Chamber
Polarization:	Vertical		
Test Mode:	802.11ax HE40 2452 MHz		
Remark:			



No.	Frequency (MHz)	Reading (dBuV)	Correction (dB/m)	Result (dBuV/m)	Limit (dBuV/m)	Margin (dB)	Remark
1	2483.500	56.80	-6.46	50.34	54.00	-3.66	AVG
2*	2486.140	57.45	-6.46	50.99	54.00	-3.01	AVG

---END---