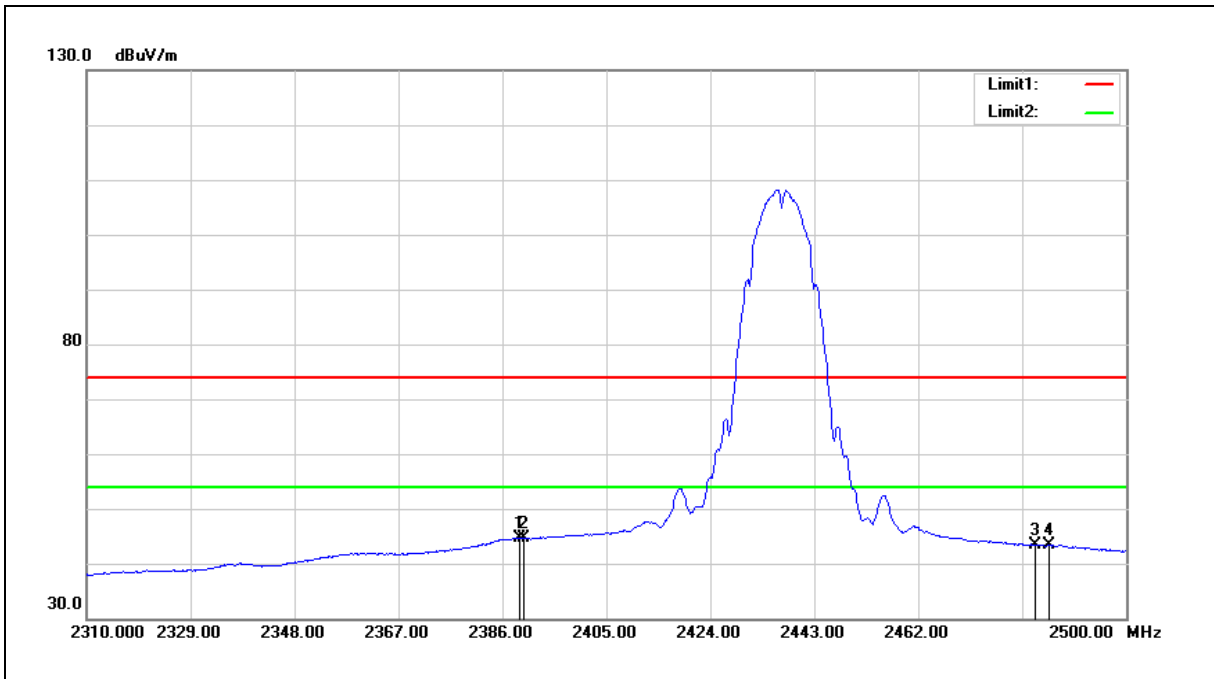


Standard:	FCC Part 15.247	Test Distance:	3 m
Test item:	Band edge		
Frequency:	2437 MHz		
Mode:	Mode 2		
Ant.Polar.:	Horizontal		



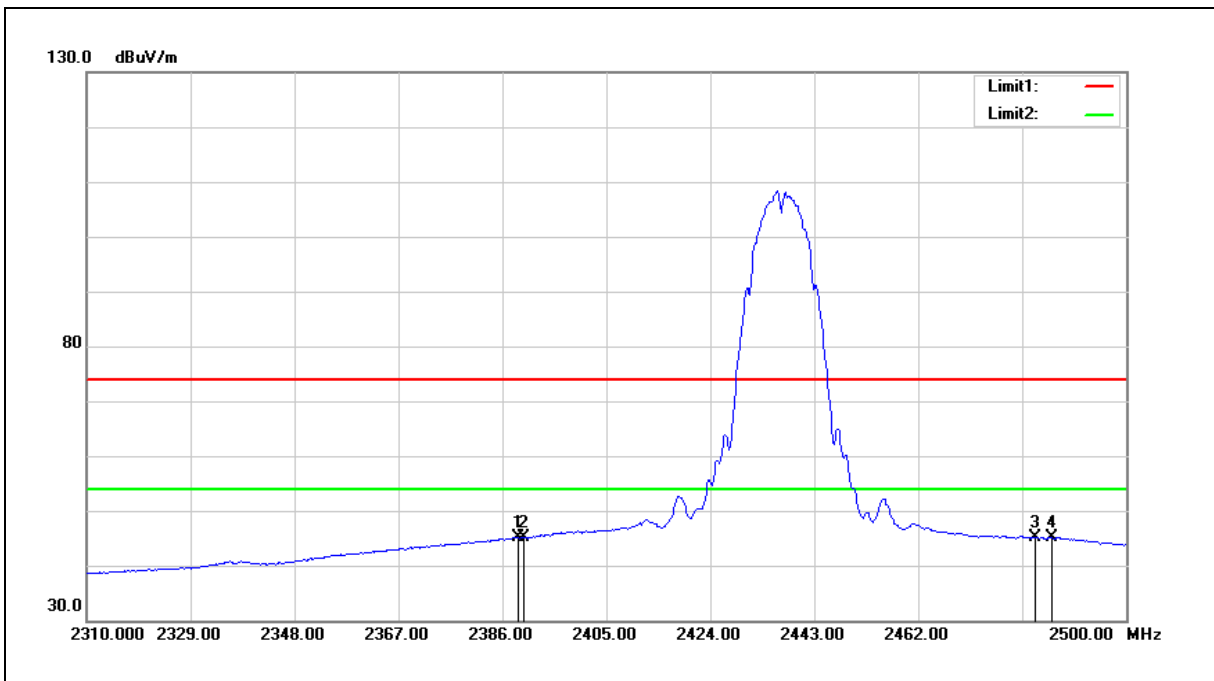
No.	Frequency (MHz)	Reading (dBuV)	Correct Factor (dB/m)	Result (dBuV/m)	Limit (dBuV/m)	Margin (dB)	Remark
1	2389.040	52.00	-7.30	44.70	54.00	-9.30	AVG
2	2390.000	51.97	-7.30	44.67	54.00	-9.33	AVG
3	2483.500	50.26	-6.94	43.32	54.00	-10.68	AVG
4	2485.940	50.33	-6.92	43.41	54.00	-10.59	AVG

Note: 1. Result (dBuV/m) = Correct Factor (dB/m) + Reading(dBuV).

2. Correction factor (dB/m) = Antenna Factor (dB/m) + Cable loss (dB) – Pre-Amplifier gain (dB).

3. When the peak results are less than average limit, so not need to evaluate the average.

Standard:	FCC Part 15.247	Test Distance:	3 m
Test item:	Band edge		
Frequency:	2437 MHz		
Mode:	Mode 2		
Ant.Polar.:	Vertical		



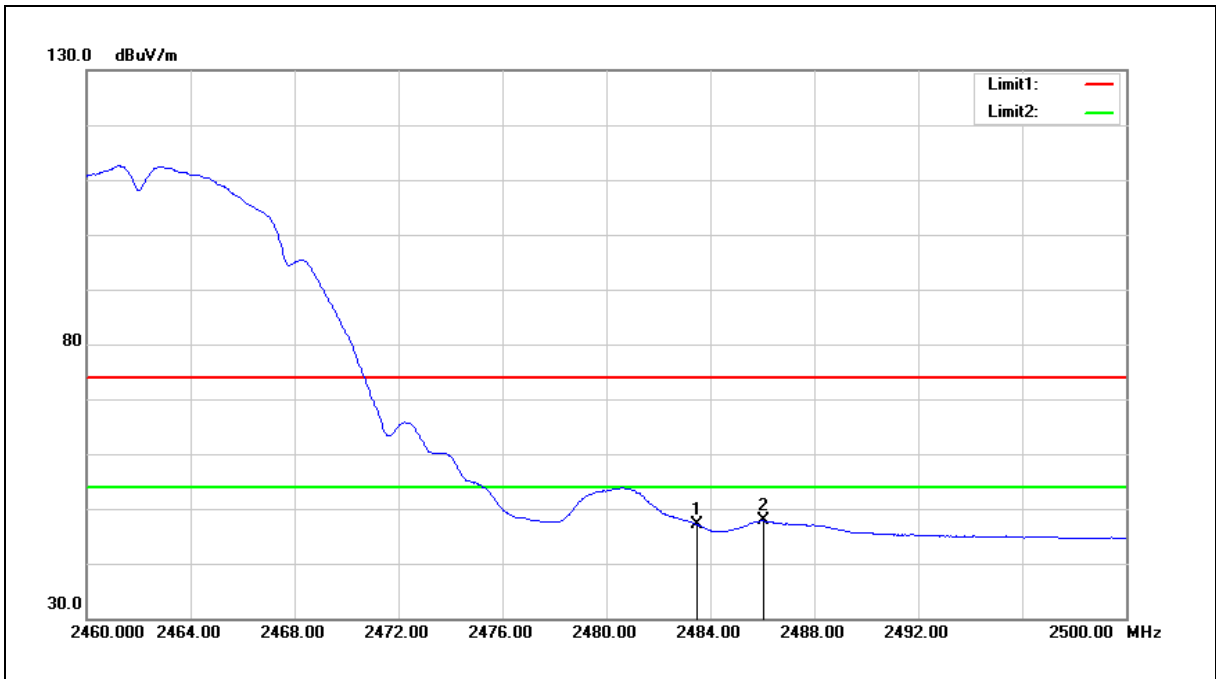
No.	Frequency (MHz)	Reading (dBuV)	Correct Factor (dB/m)	Result (dBuV/m)	Limit (dBuV/m)	Margin (dB)	Remark
1	2388.850	52.47	-7.31	45.16	54.00	-8.84	AVG
2	2390.000	52.50	-7.30	45.20	54.00	-8.80	AVG
3	2483.500	52.04	-6.94	45.10	54.00	-8.90	AVG
4	2486.510	52.07	-6.92	45.15	54.00	-8.85	AVG

Note: 1. Result (dBuV/m) = Correct Factor (dB/m) + Reading(dBuV).

2. Correction factor (dB/m) = Antenna Factor (dB/m) + Cable loss (dB) – Pre-Amplifier gain (dB).

3. When the peak results are less than average limit, so not need to evaluate the average.

Standard:	FCC Part 15.247	Test Distance:	3 m
Test item:	Band edge		
Frequency:	2462 MHz		
Mode:	Mode 2		
Ant.Polar.:	Horizontal		



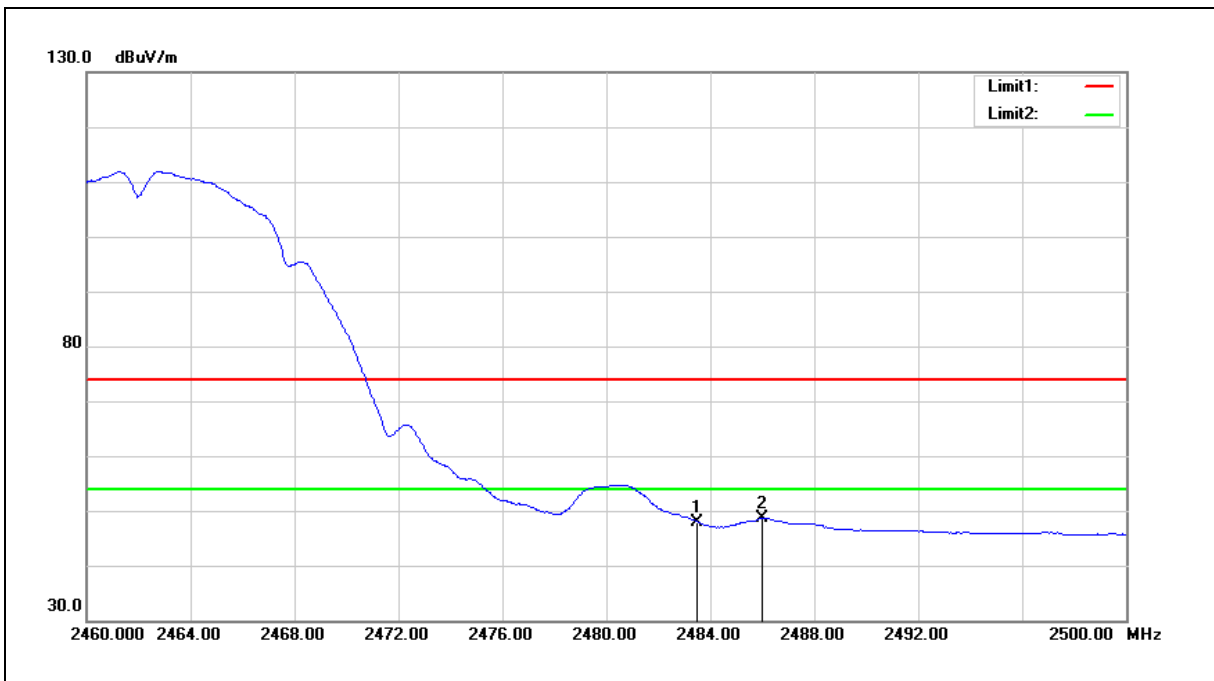
No.	Frequency (MHz)	Reading (dBuV)	Correct Factor (dB/m)	Result (dBuV/m)	Limit (dBuV/m)	Margin (dB)	Remark
1	2483.500	53.98	-6.94	47.04	54.00	-6.96	AVG
2	2486.040	54.71	-6.92	47.79	54.00	-6.21	AVG

Note: 1. Result (dBuV/m) = Correct Factor (dB/m) + Reading(dBuV).

2. Correction factor (dB/m) = Antenna Factor (dB/m) + Cable loss (dB) – Pre-Amplifier gain (dB).

3. When the peak results are less than average limit, so not need to evaluate the average.

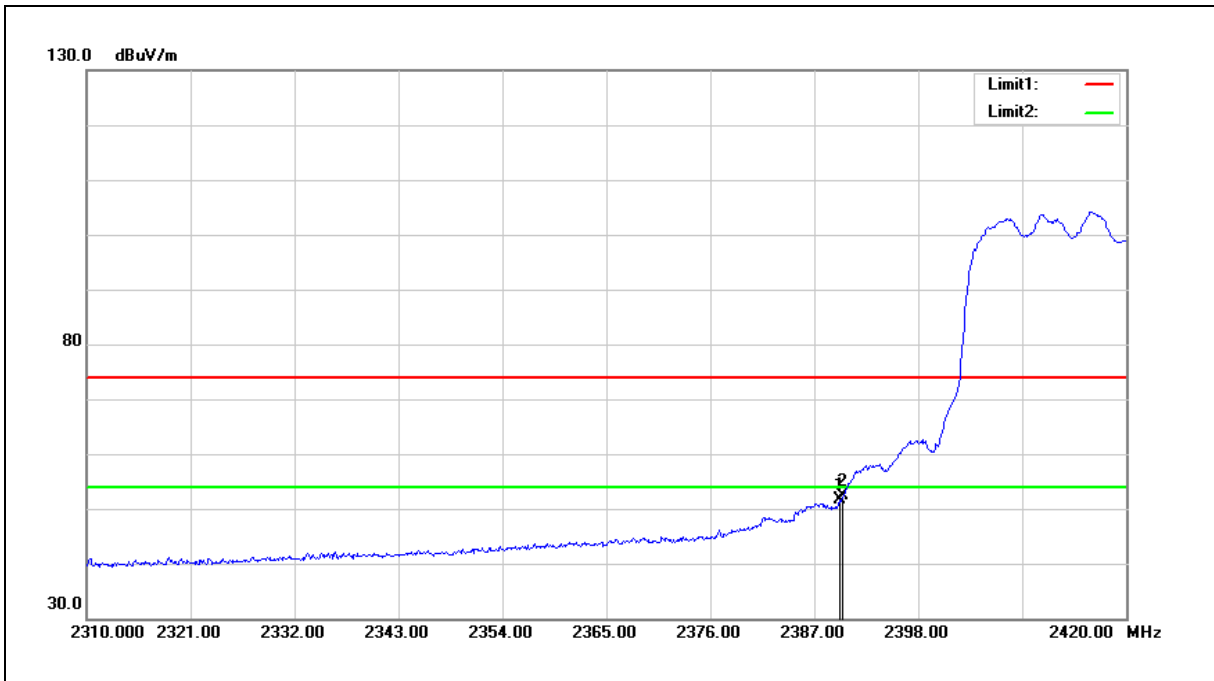
Standard:	FCC Part 15.247	Test Distance:	3 m
Test item:	Band edge		
Frequency:	2462 MHz		
Mode:	Mode 2		
Ant.Polar.:	Vertical		



No.	Frequency (MHz)	Reading (dBuV)	Correct Factor (dB/m)	Result (dBuV/m)	Limit (dBuV/m)	Margin (dB)	Remark
1	2483.500	54.92	-6.94	47.98	54.00	-6.02	AVG
2	2486.000	55.60	-6.92	48.68	54.00	-5.32	AVG

- Note: 1.Result (dBuV/m) = Correct Factor (dB/m) + Reading(dBuV).
- 2.Correction factor (dB/m) = Antenna Factor (dB/m) + Cable loss (dB) – Pre-Amplifier gain (dB).
- 3.When the peak results are less than average limit, so not need to evaluate the average.

Standard:	FCC Part 15.247	Test Distance:	3 m
Test item:	Band edge		
Frequency:	2412 MHz		
Mode:	Mode 3		
Ant.Polar.:	Horizontal		



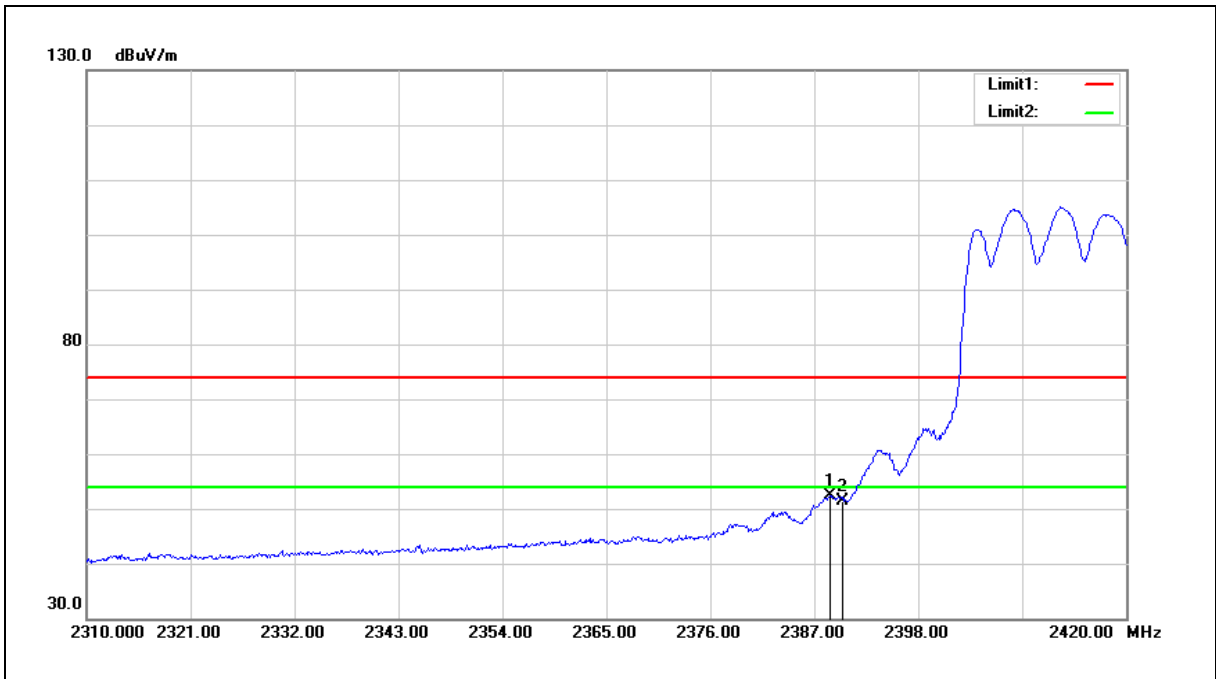
No.	Frequency (MHz)	Reading (dBuV)	Correct Factor (dB/m)	Result (dBuV/m)	Limit (dBuV/m)	Margin (dB)	Remark
1	2389.640	58.84	-7.30	51.54	54.00	-2.46	AVG
2	2390.000	59.59	-7.30	52.29	54.00	-1.71	AVG

Note: 1. Result (dBuV/m) = Correct Factor (dB/m) + Reading (dBuV).

2. Correction factor (dB/m) = Antenna Factor (dB/m) + Cable loss (dB) – Pre-Amplifier gain (dB).

3. When the peak results are less than average limit, so not need to evaluate the average.

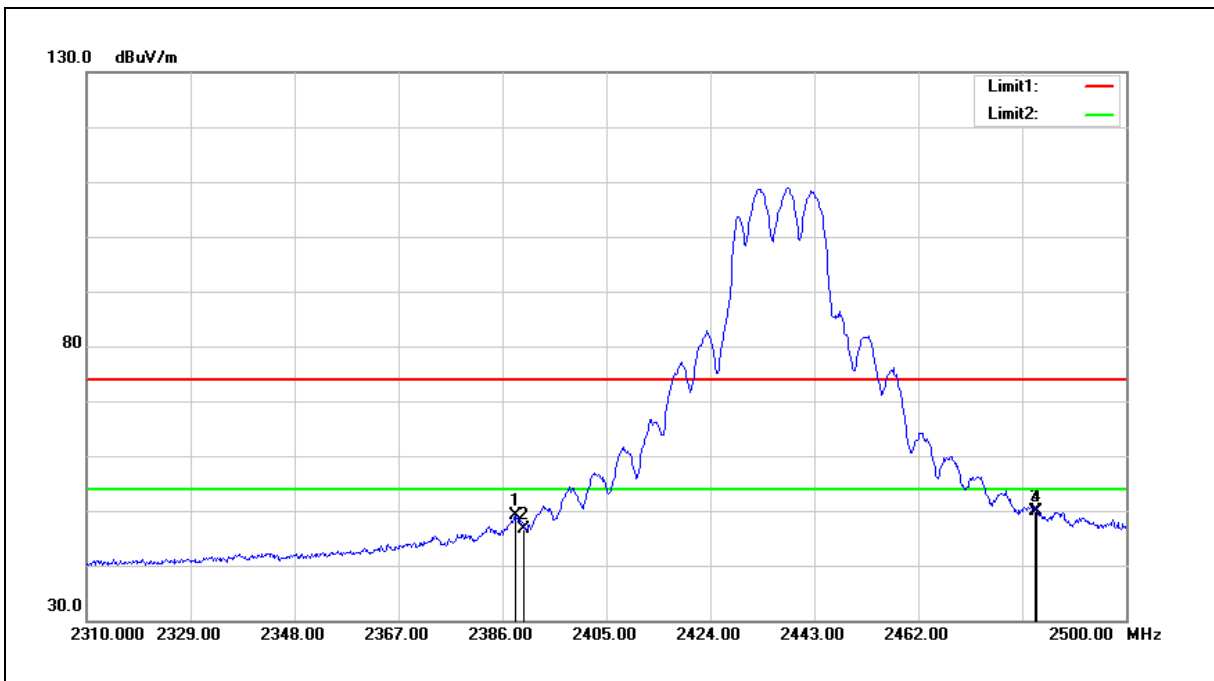
Standard:	FCC Part 15.247	Test Distance:	3 m
Test item:	Band edge		
Frequency:	2412 MHz		
Mode:	Mode 3		
Ant.Polar.:	Vertical		



No.	Frequency (MHz)	Reading (dBuV)	Correct Factor (dB/m)	Result (dBuV/m)	Limit (dBuV/m)	Margin (dB)	Remark
1	2388.650	59.71	-7.31	52.40	54.00	-1.60	AVG
2	2390.000	58.77	-7.30	51.47	54.00	-2.53	AVG

- Note: 1. Result (dBuV/m) = Correct Factor (dB/m) + Reading(dBuV).
 2. Correction factor (dB/m) = Antenna Factor (dB/m) + Cable loss (dB) – Pre-Amplifier gain (dB).
 3. When the peak results are less than average limit, so not need to evaluate the average.

Standard:	FCC Part 15.247	Test Distance:	3 m
Test item:	Band edge		
Frequency:	2437 MHz		
Mode:	Mode 3		
Ant.Polar.:	Horizontal		



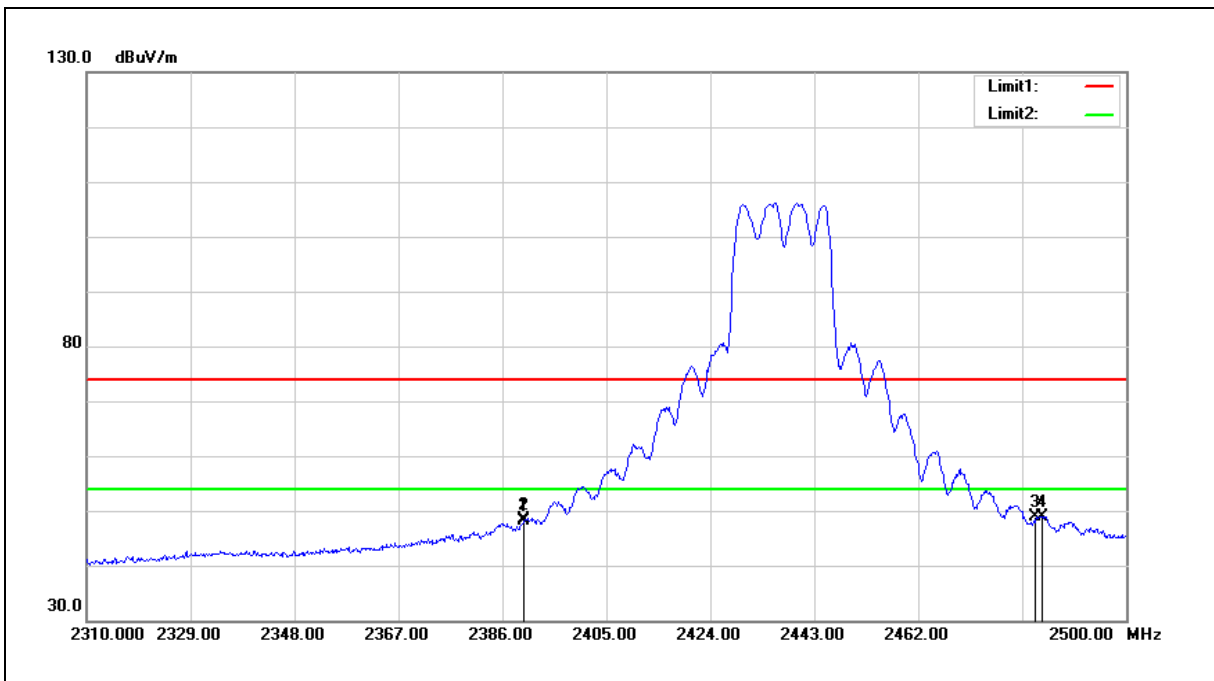
No.	Frequency (MHz)	Reading (dBuV)	Correct Factor (dB/m)	Result (dBuV/m)	Limit (dBuV/m)	Margin (dB)	Remark
1	2388.280	56.36	-7.32	49.04	54.00	-4.96	AVG
2	2390.000	53.81	-7.30	46.51	54.00	-7.49	AVG
3	2483.500	56.77	-6.94	49.83	54.00	-4.17	AVG
4	2483.660	56.77	-6.94	49.83	54.00	-4.17	AVG

Note:1.Result (dBuV/m) = Correct Factor (dB/m) + Reading(dBuV).

2.Correction factor (dB/m) = Antenna Factor (dB/m) + Cable loss (dB) – Pre-Amplifier gain (dB).

3.When the peak results are less than average limit, so not need to evaluate the average.

Standard:	FCC Part 15.247	Test Distance:	3 m
Test item:	Band edge		
Frequency:	2437 MHz		
Mode:	Mode 3		
Ant.Polar.:	Vertical		



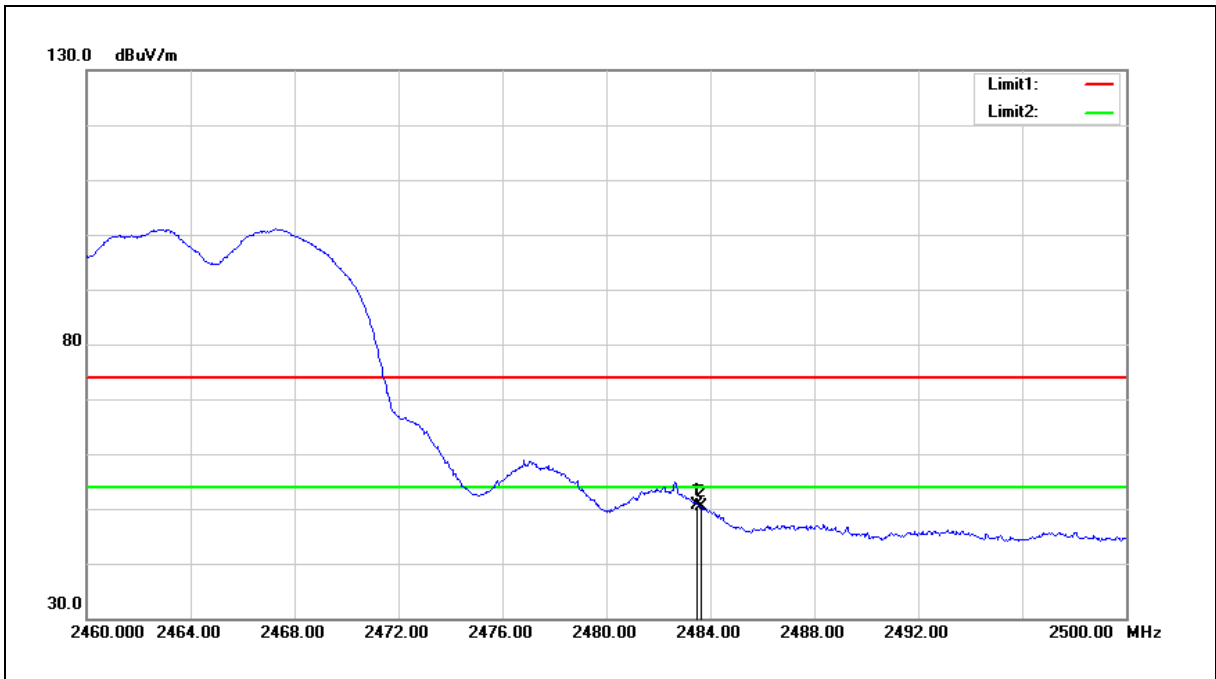
No.	Frequency (MHz)	Reading (dBuV)	Correct Factor (dB/m)	Result (dBuV/m)	Limit (dBuV/m)	Margin (dB)	Remark
1	2389.990	55.41	-7.30	48.11	54.00	-5.89	AVG
2	2390.000	55.60	-7.30	48.30	54.00	-5.70	AVG
3	2483.500	55.88	-6.94	48.94	54.00	-5.06	AVG
4	2484.610	55.88	-6.92	48.96	54.00	-5.04	AVG

Note: 1. Result (dBuV/m) = Correct Factor (dB/m) + Reading(dBuV).

2. Correction factor (dB/m) = Antenna Factor (dB/m) + Cable loss (dB) – Pre-Amplifier gain (dB).

3. When the peak results are less than average limit, so not need to evaluate the average.

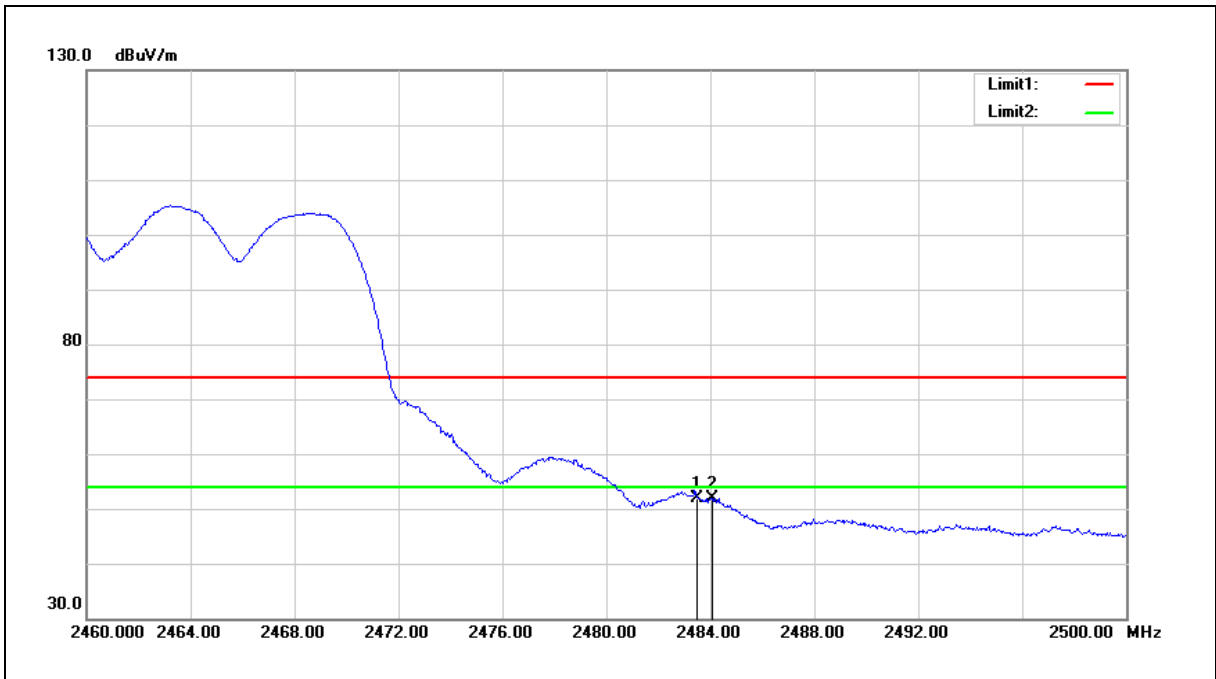
Standard:	FCC Part 15.247	Test Distance:	3 m
Test item:	Band edge		
Frequency:	2462 MHz		
Mode:	Mode 3		
Ant.Polar.:	Horizontal		



No.	Frequency (MHz)	Reading (dBuV)	Correct Factor (dB/m)	Result (dBuV/m)	Limit (dBuV/m)	Margin (dB)	Remark
1	2483.500	57.68	-6.94	50.74	54.00	-3.26	AVG
2	2483.640	57.24	-6.94	50.30	54.00	-3.70	AVG

- Note: 1. Result (dBuV/m) = Correct Factor (dB/m) + Reading(dBuV).
2. Correction factor (dB/m) = Antenna Factor (dB/m) + Cable loss (dB) – Pre-Amplifier gain (dB).
3. When the peak results are less than average limit, so not need to evaluate the average.

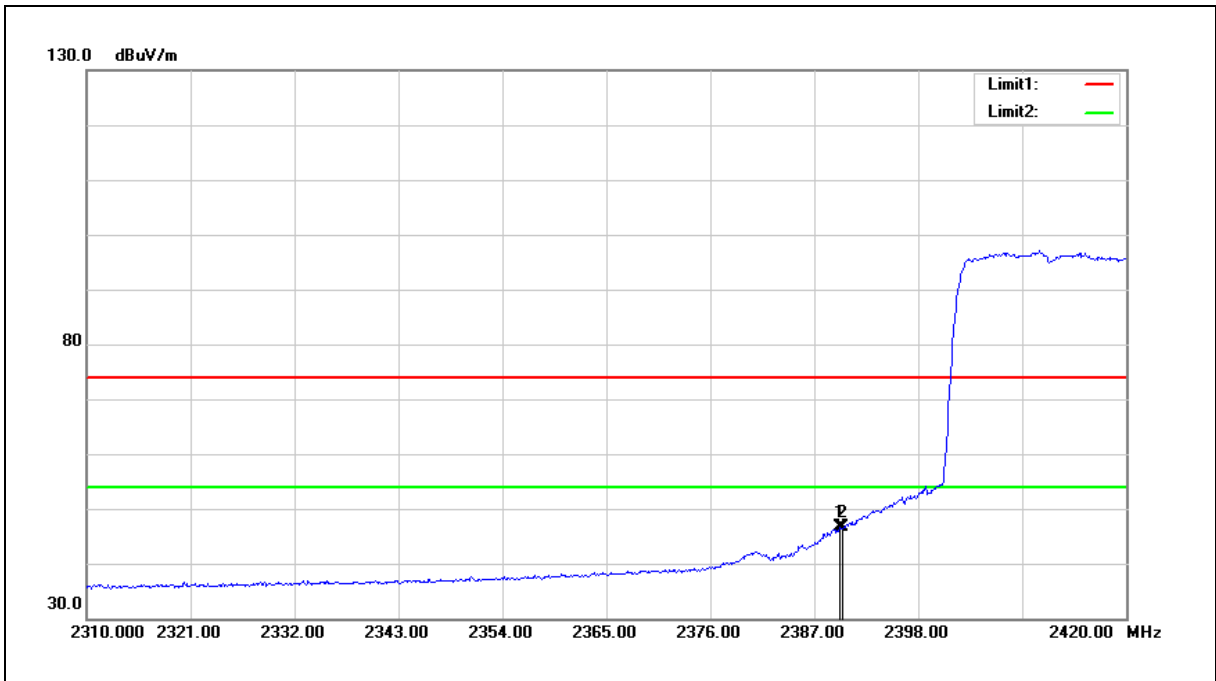
Standard:	FCC Part 15.247	Test Distance:	3 m
Test item:	Band edge		
Frequency:	2462 MHz		
Mode:	Mode 3		
Ant.Polar.:	Vertical		



No.	Frequency (MHz)	Reading (dBuV)	Correct Factor (dB/m)	Result (dBuV/m)	Limit (dBuV/m)	Margin (dB)	Remark
1	2483.500	58.85	-6.94	51.91	54.00	-2.09	AVG
2	2484.080	58.88	-6.92	51.96	54.00	-2.04	AVG

- Note: 1.Result (dBuV/m) = Correct Factor (dB/m) + Reading(dBuV).
- 2.Correction factor (dB/m) = Antenna Factor (dB/m) + Cable loss (dB) – Pre-Amplifier gain (dB).
- 3.When the peak results are less than average limit, so not need to evaluate the average.

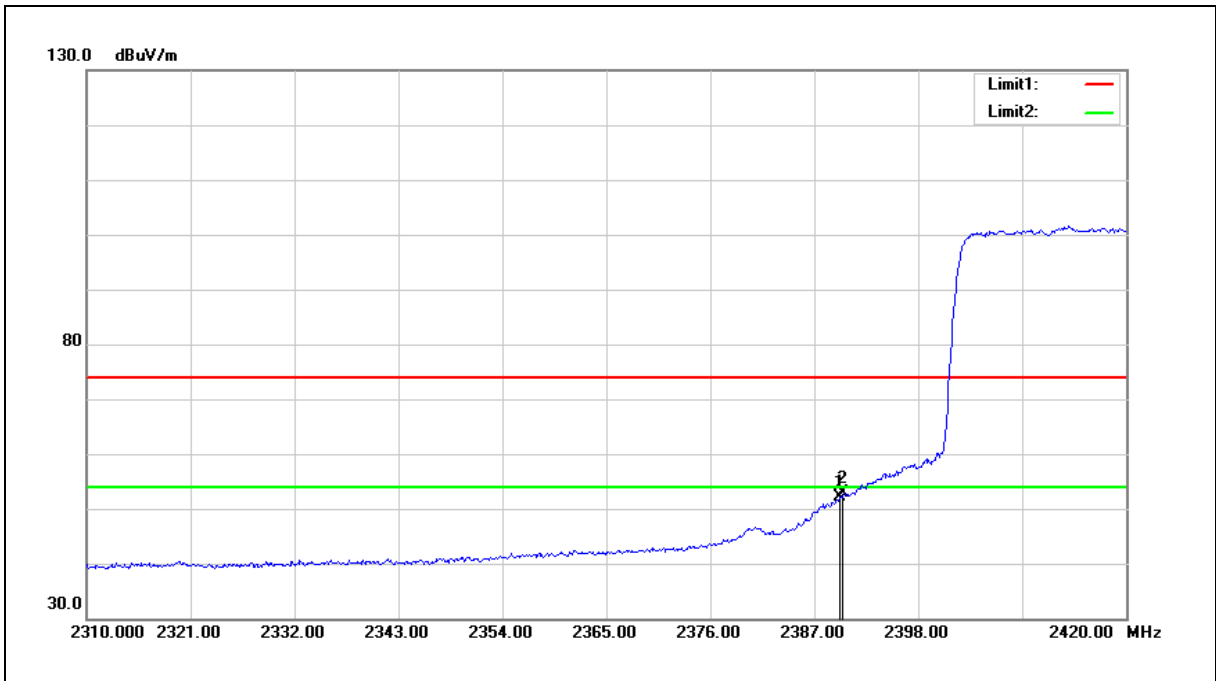
Standard:	FCC Part 15.247	Test Distance:	3 m
Test item:	Band edge		
Frequency:	2412 MHz		
Mode:	Mode 8		
Ant.Polar.:	Horizontal		



No.	Frequency (MHz)	Reading (dBuV)	Correct Factor (dB/m)	Result (dBuV/m)	Limit (dBuV/m)	Margin (dB)	Remark
1	2389.640	58.30	-11.72	46.58	54.00	-7.42	AVG
2	2390.000	58.27	-11.72	46.55	54.00	-7.45	AVG

- Note: 1.Result (dBuV/m) = Correct Factor (dB/m) + Reading(dBuV).
 2.Correction factor (dB/m) = Antenna Factor (dB/m) + Cable loss (dB) – Pre-Amplifier gain (dB).
 3.When the peak results are less than average limit, so not need to evaluate the average.

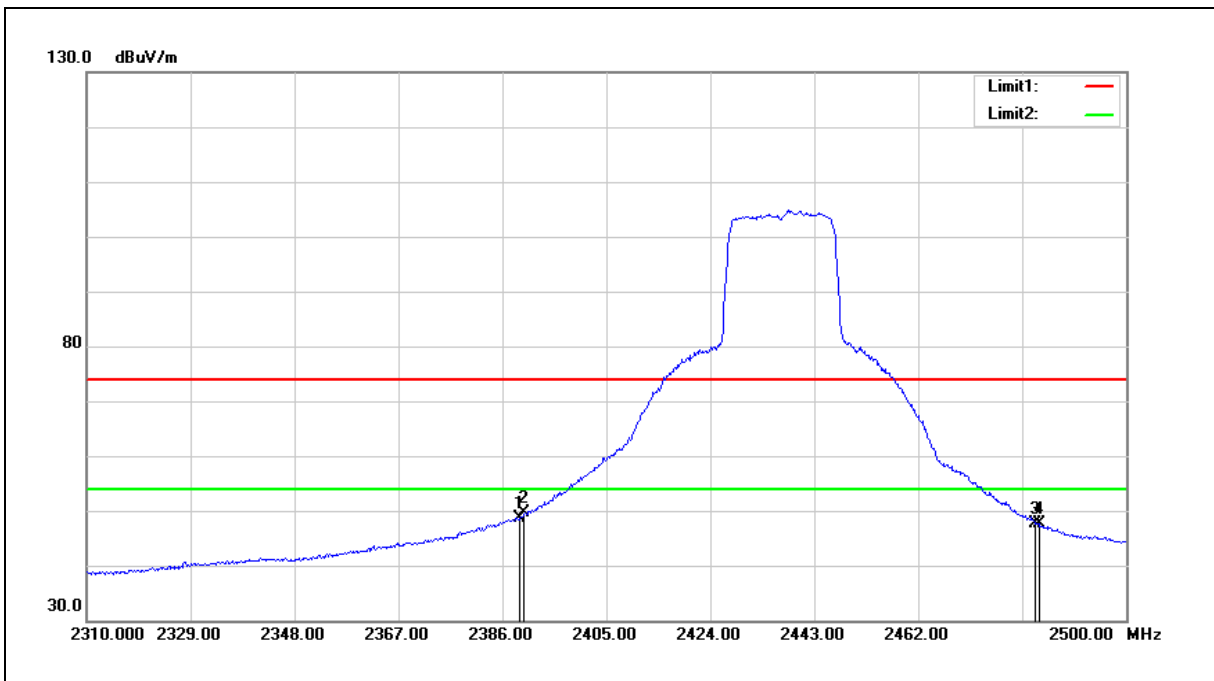
Standard:	FCC Part 15.247	Test Distance:	3 m
Test item:	Band edge		
Frequency:	2412 MHz		
Mode:	Mode 8		
Ant.Polar.:	Vertical		



No.	Frequency (MHz)	Reading (dBuV)	Correct Factor (dB/m)	Result (dBuV/m)	Limit (dBuV/m)	Margin (dB)	Remark
1	2389.750	59.46	-7.30	52.16	54.00	-1.84	AVG
2	2390.000	60.06	-7.30	52.76	54.00	-1.24	AVG

- Note: 1. Result (dBuV/m) = Correct Factor (dB/m) + Reading(dBuV).
 2. Correction factor (dB/m) = Antenna Factor (dB/m) + Cable loss (dB) – Pre-Amplifier gain (dB).
 3. When the peak results are less than average limit, so not need to evaluate the average.

Standard:	FCC Part 15.247	Test Distance:	3 m
Test item:	Band edge		
Frequency:	2437 MHz		
Mode:	Mode 8		
Ant.Polar.:	Horizontal		



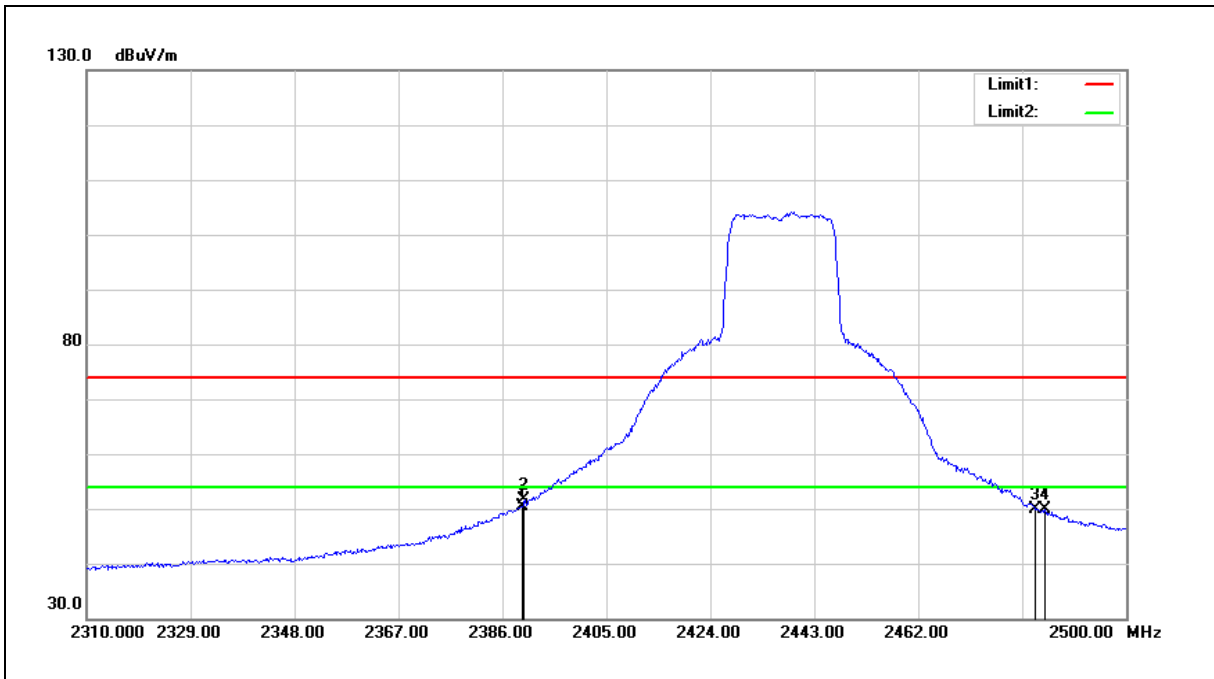
No.	Frequency (MHz)	Reading (dBuV)	Correct Factor (dB/m)	Result (dBuV/m)	Limit (dBuV/m)	Margin (dB)	Remark
1	2389.230	56.05	-7.30	48.75	54.00	-5.25	AVG
2	2390.000	56.81	-7.30	49.51	54.00	-4.49	AVG
3	2483.500	54.47	-6.94	47.53	54.00	-6.47	AVG
4	2484.040	54.65	-6.93	47.72	54.00	-6.28	AVG

Note: 1.Result (dBuV/m) = Correct Factor (dB/m) + Reading(dBuV).

2.Correction factor (dB/m) = Antenna Factor (dB/m) + Cable loss (dB) – Pre-Amplifier gain (dB).

3.When the peak results are less than average limit, so not need to evaluate the average.

Standard:	FCC Part 15.247	Test Distance:	3 m
Test item:	Band edge		
Frequency:	2437 MHz		
Mode:	Mode 8		
Ant.Polar.:	Vertical		



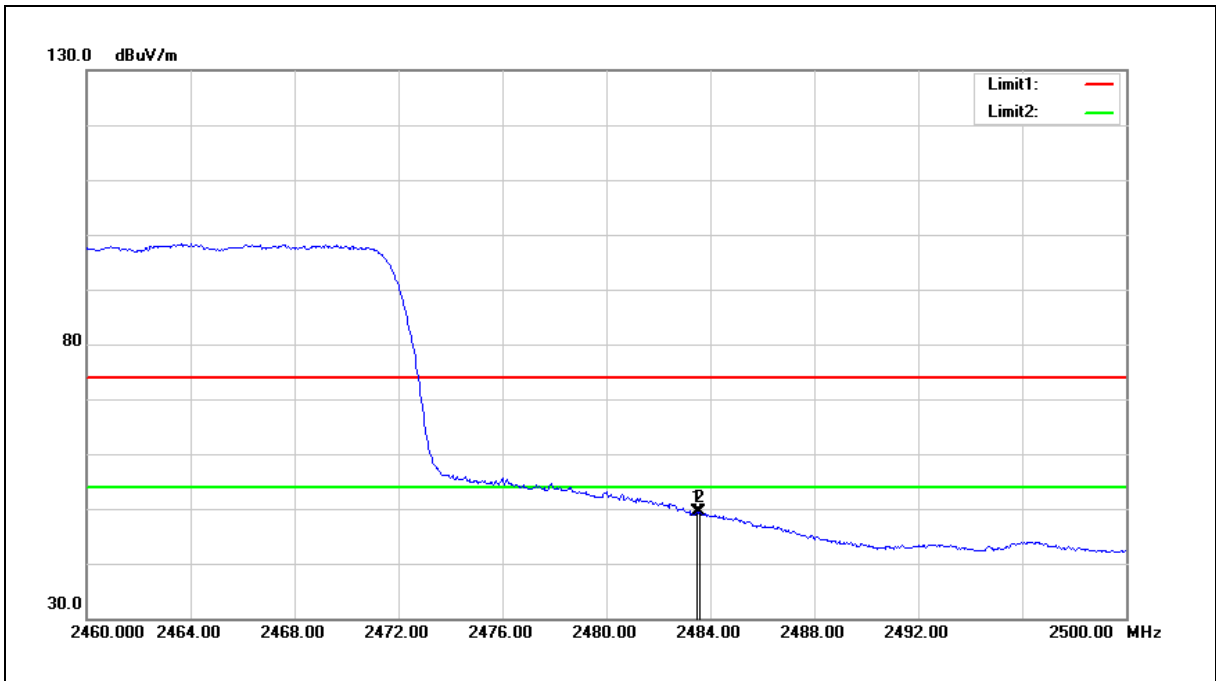
No.	Frequency (MHz)	Reading (dBuV)	Correct Factor (dB/m)	Result (dBuV/m)	Limit (dBuV/m)	Margin (dB)	Remark
1	2389.610	57.68	-7.30	50.38	54.00	-3.62	AVG
2	2390.000	58.90	-7.30	51.60	54.00	-2.40	AVG
3	2483.500	56.83	-6.94	49.89	54.00	-4.11	AVG
4	2485.180	56.72	-6.92	49.80	54.00	-4.20	AVG

Note:1.Result (dBuV/m) = Correct Factor (dB/m) + Reading(dBuV).

2.Correction factor (dB/m) = Antenna Factor (dB/m) + Cable loss (dB) – Pre-Amplifier gain (dB).

3.When the peak results are less than average limit, so not need to evaluate the average.

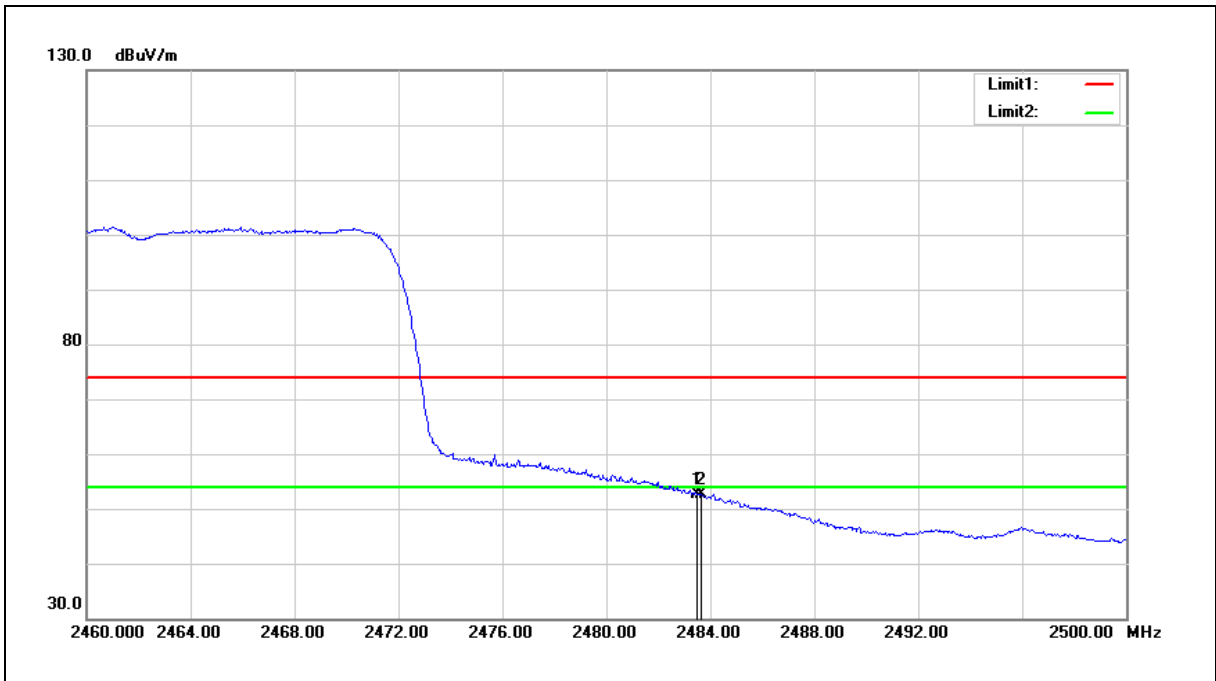
Standard:	FCC Part 15.247	Test Distance:	3 m
Test item:	Band edge		
Frequency:	2462 MHz		
Mode:	Mode 8		
Ant.Polar.:	Horizontal		



No.	Frequency (MHz)	Reading (dBuV)	Correct Factor (dB/m)	Result (dBuV/m)	Limit (dBuV/m)	Margin (dB)	Remark
1	2483.500	56.37	-6.94	49.43	54.00	-4.57	AVG
2	2483.600	56.20	-6.94	49.26	54.00	-4.74	AVG

- Note: 1.Result (dBuV/m) = Correct Factor (dB/m) + Reading(dBuV).
 2.Correction factor (dB/m) = Antenna Factor (dB/m) + Cable loss (dB) – Pre-Amplifier gain (dB).
 3.When the peak results are less than average limit, so not need to evaluate the average.

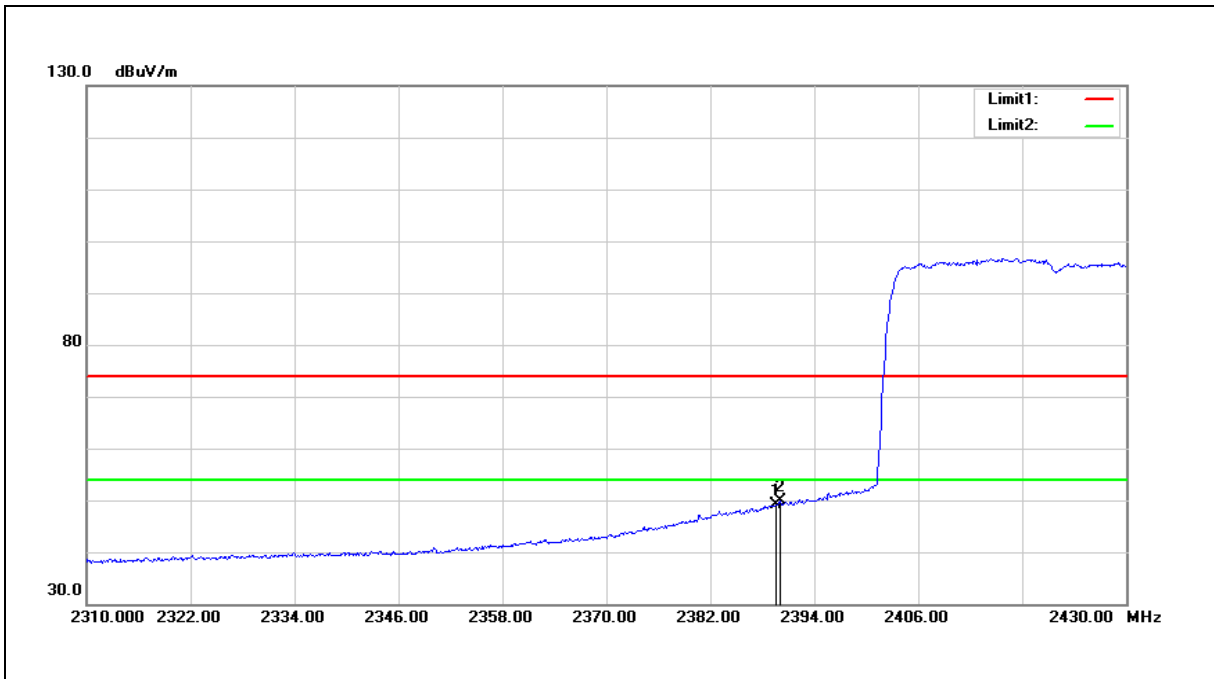
Standard:	FCC Part 15.247	Test Distance:	3 m
Test item:	Band edge		
Frequency:	2462 MHz		
Mode:	Mode 8		
Ant.Polar.:	Vertical		



No.	Frequency (MHz)	Reading (dBuV)	Correct Factor (dB/m)	Result (dBuV/m)	Limit (dBuV/m)	Margin (dB)	Remark
1	2483.500	59.50	-6.94	52.56	54.00	-1.44	AVG
2	2483.640	59.64	-6.94	52.70	54.00	-1.30	AVG

- Note: 1.Result (dBuV/m) = Correct Factor (dB/m) + Reading(dBuV).
 2.Correction factor (dB/m) = Antenna Factor (dB/m) + Cable loss (dB) – Pre-Amplifier gain (dB).
 3.When the peak results are less than average limit, so not need to evaluate the average.

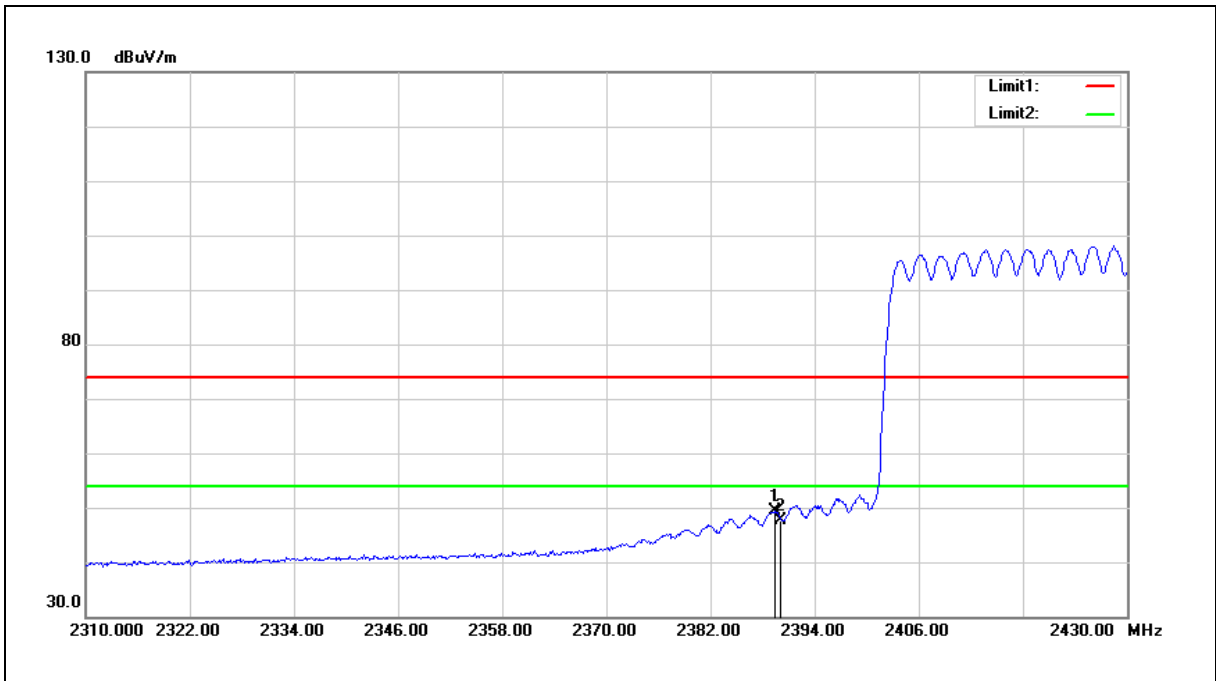
Standard:	FCC Part 15.247	Test Distance:	3 m
Test item:	Band edge		
Frequency:	2422 MHz		
Mode:	Mode 9		
Ant.Polar.:	Horizontal		



No.	Frequency (MHz)	Reading (dBuV)	Correct Factor (dB/m)	Result (dBuV/m)	Limit (dBuV/m)	Margin (dB)	Remark
1	2389.560	56.50	-7.30	49.20	54.00	-4.80	AVG
2	2390.000	57.07	-7.30	49.77	54.00	-4.23	AVG

- Note: 1.Result (dBuV/m) = Correct Factor (dB/m) + Reading(dBuV).
 2.Correction factor (dB/m) = Antenna Factor (dB/m) + Cable loss (dB) – Pre-Amplifier gain (dB).
 3.When the peak results are less than average limit, so not need to evaluate the average.

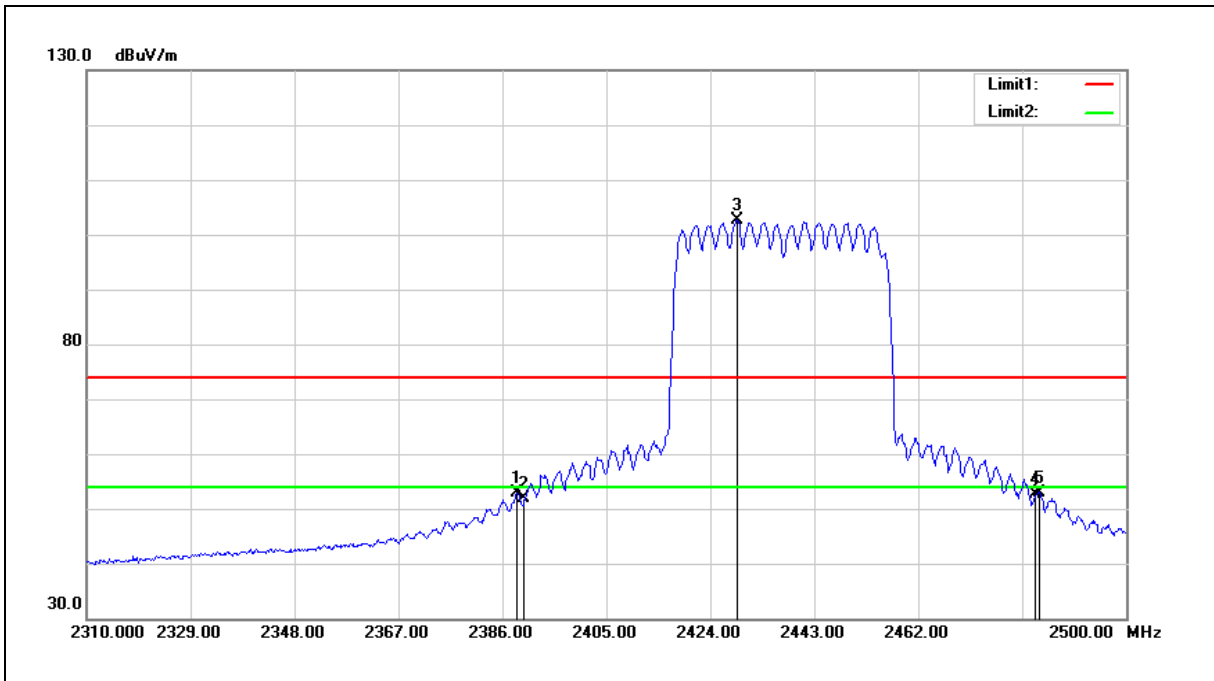
Standard:	FCC Part 15.247	Test Distance:	3 m
Test item:	Band edge		
Frequency:	2422 MHz		
Mode:	Mode 9		
Ant.Polar.:	Vertical		



No.	Frequency (MHz)	Reading (dBuV)	Correct Factor (dB/m)	Result (dBuV/m)	Limit (dBuV/m)	Margin (dB)	Remark
1	2389.440	56.69	-7.30	49.39	54.00	-4.61	AVG
2	2390.000	55.05	-7.30	47.75	54.00	-6.25	AVG

- Note: 1. Result (dBuV/m) = Correct Factor (dB/m) + Reading(dBuV).
 2. Correction factor (dB/m) = Antenna Factor (dB/m) + Cable loss (dB) – Pre-Amplifier gain (dB).
 3. When the peak results are less than average limit, so not need to evaluate the average.

Standard:	FCC Part 15.247	Test Distance:	3 m
Test item:	Band edge		
Frequency:	2437 MHz		
Mode:	Mode 9		
Ant.Polar.:	Horizontal		



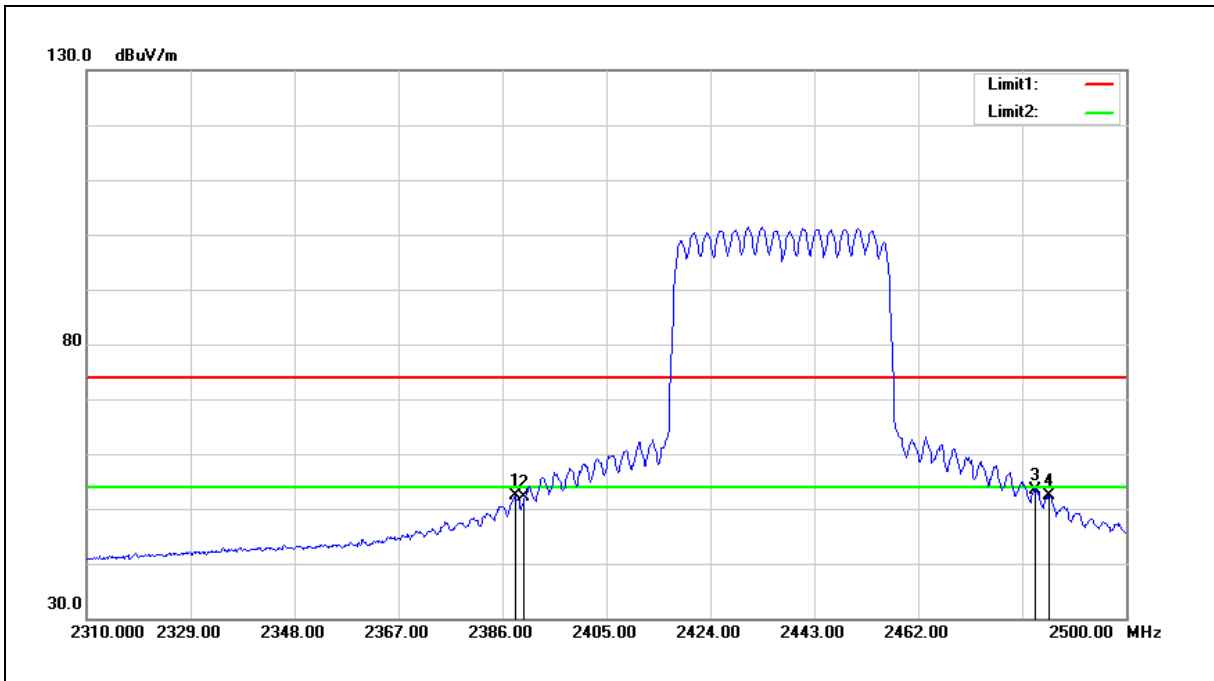
No.	Frequency (MHz)	Reading (dBuV)	Correct Factor (dB/m)	Result (dBuV/m)	Limit (dBuV/m)	Margin (dB)	Remark
1	2388.660	60.19	-7.31	52.88	54.00	-1.12	AVG
2	2390.000	59.11	-7.30	51.81	54.00	-2.19	AVG
3	2428.940	109.82	-7.15	102.67	54.00	48.67	AVG
4	2483.500	59.64	-6.94	52.70	54.00	-1.30	AVG
5	2484.230	59.84	-6.92	52.92	54.00	-1.08	AVG

Note:1.Result (dBuV/m) = Correct Factor (dB/m) + Reading(dBuV).

2.Correction factor (dB/m) = Antenna Factor (dB/m) + Cable loss (dB) – Pre-Amplifier gain (dB).

3.When the peak results are less than average limit, so not need to evaluate the average.

Standard:	FCC Part 15.247	Test Distance:	3 m
Test item:	Band edge		
Frequency:	2437 MHz		
Mode:	Mode 9		
Ant.Polar.:	Vertical		



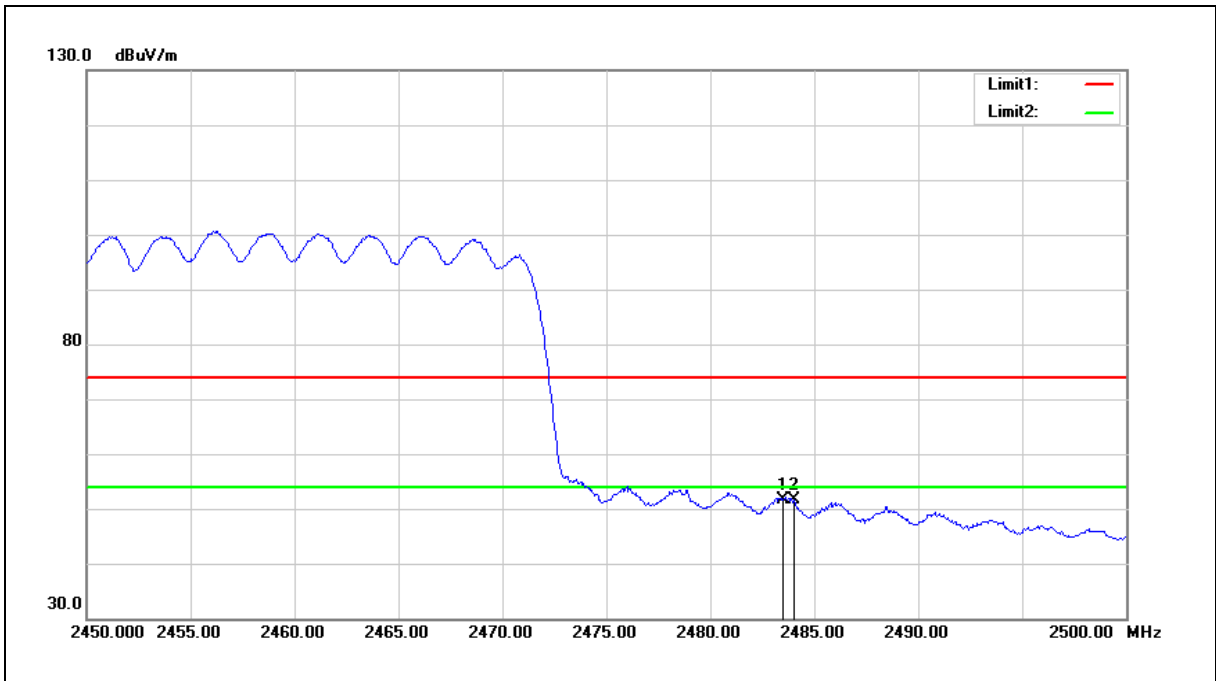
No.	Frequency (MHz)	Reading (dBuV)	Correct Factor (dB/m)	Result (dBuV/m)	Limit (dBuV/m)	Margin (dB)	Remark
1	2388.280	59.61	-7.32	52.29	54.00	-1.71	AVG
2	2390.000	59.41	-7.30	52.11	54.00	-1.89	AVG
3	2483.500	60.44	-6.94	53.50	54.00	-0.50	AVG
4	2485.940	59.24	-6.92	52.32	54.00	-1.68	AVG

Note:1.Result (dBuV/m) = Correct Factor (dB/m) + Reading(dBuV).

2.Correction factor (dB/m) = Antenna Factor (dB/m) + Cable loss (dB) – Pre-Amplifier gain (dB).

3.When the peak results are less than average limit, so not need to evaluate the average.

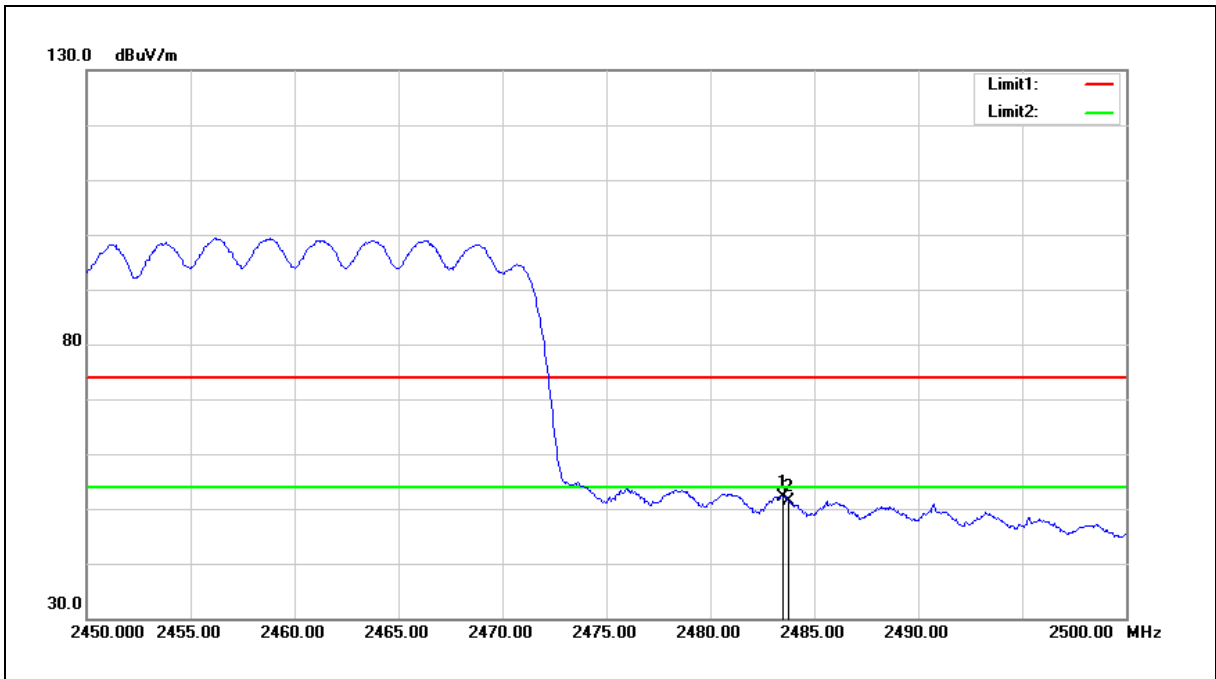
Standard:	FCC Part 15.247	Test Distance:	3 m
Test item:	Band edge		
Frequency:	2452 MHz		
Mode:	Mode 9		
Ant.Polar.:	Horizontal		



No.	Frequency (MHz)	Reading (dBuV)	Correct Factor (dB/m)	Result (dBuV/m)	Limit (dBuV/m)	Margin (dB)	Remark
1	2483.500	58.55	-6.94	51.61	54.00	-2.39	AVG
2	2484.050	58.63	-6.92	51.71	54.00	-2.29	AVG

- Note: 1.Result (dBuV/m) = Correct Factor (dB/m) + Reading(dBuV).
 2.Correction factor (dB/m) = Antenna Factor (dB/m) + Cable loss (dB) – Pre-Amplifier gain (dB).
 3.When the peak results are less than average limit, so not need to evaluate the average.

Standard:	FCC Part 15.247	Test Distance:	3 m
Test item:	Band edge		
Frequency:	2452 MHz		
Mode:	Mode 9		
Ant.Polar.:	Vertical		



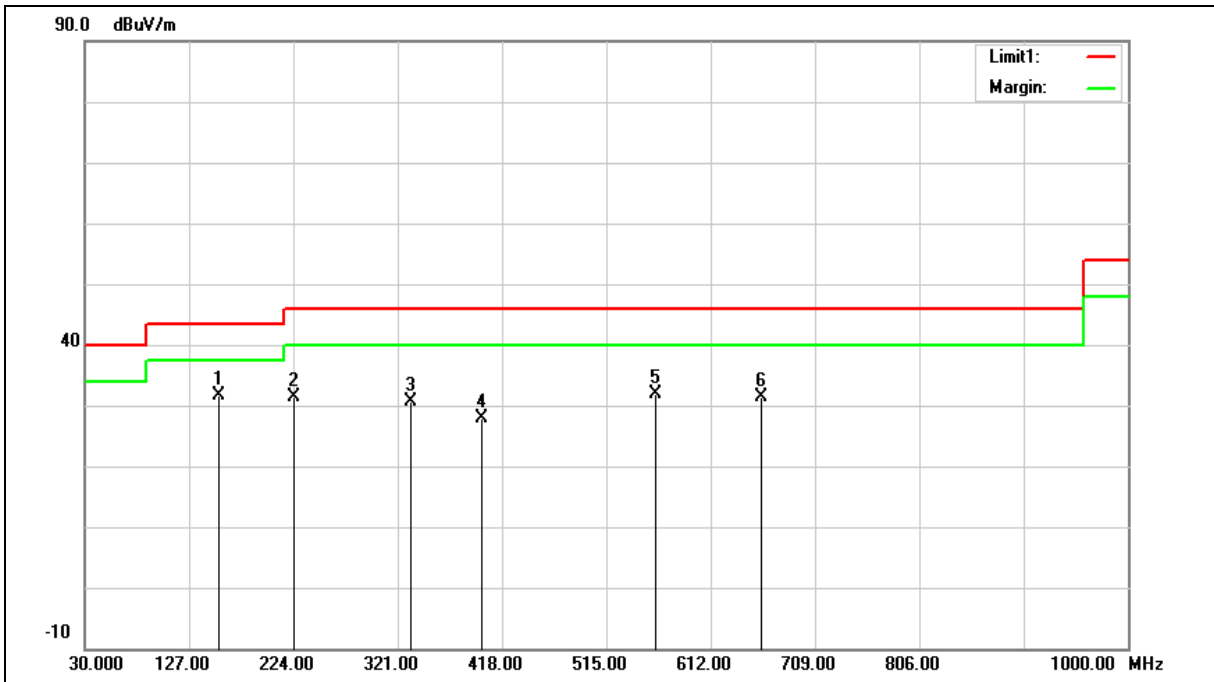
No.	Frequency (MHz)	Reading (dBuV)	Correct Factor (dB/m)	Result (dBuV/m)	Limit (dBuV/m)	Margin (dB)	Remark
1	2483.500	59.17	-6.94	52.23	54.00	-1.77	AVG
2	2483.750	58.35	-6.94	51.41	54.00	-2.59	AVG

- Note: 1.Result (dBuV/m) = Correct Factor (dB/m) + Reading(dBuV).
 2.Correction factor (dB/m) = Antenna Factor (dB/m) + Cable loss (dB) – Pre-Amplifier gain (dB).
 3.When the peak results are less than average limit, so not need to evaluate the average.

Beamforming on

Below 1 GHz

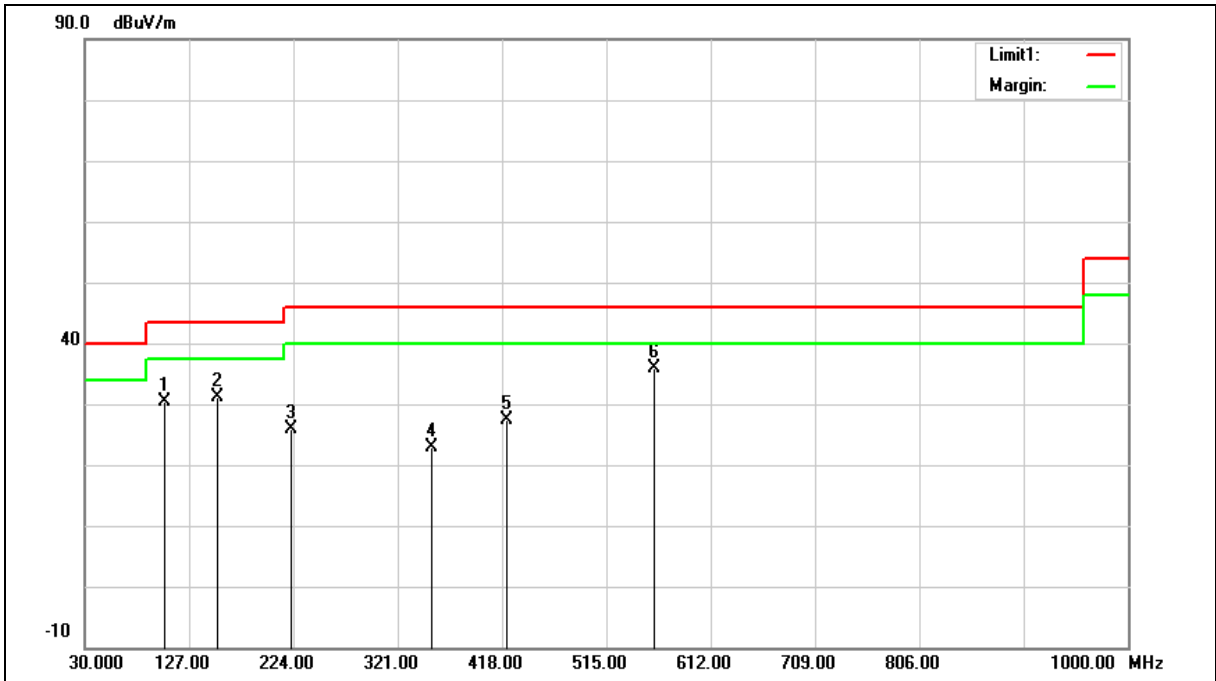
Standard:	FCC Part 15.247	Test Distance:	3 m
Frequency:	2437 MHz		
Mode:	Mode 8		
Ant.Polar.:	Horizontal		



No.	Frequency (MHz)	Reading (dBuV)	Correct Factor (dB/m)	Result (dBuV/m)	Limit (dBuV/m)	Margin (dB)	Remark
1	154.1600	38.13	-6.48	31.65	43.50	-11.85	QP
2	224.0000	39.83	-8.39	31.44	46.00	-14.56	QP
3	332.6400	35.99	-5.27	30.72	46.00	-15.28	QP
4	398.6000	31.41	-3.43	27.98	46.00	-18.02	QP
5	560.5900	32.15	-0.31	31.84	46.00	-14.16	QP
6	658.5600	29.54	1.77	31.31	46.00	-14.69	QP

- Note: 1.Result (dBuV/m) = Correct Factor (dB/m) + Reading(dBuV).
- 2.Correction factor (dB/m) = Antenna Factor (dB/m) + Cable loss (dB) – Pre-Amplifier gain (dB).
- 3.When the peak results are less than average limit, so not need to evaluate the average.

Standard:	FCC Part 15.247	Test Distance:	3 m
Frequency:	2437 MHz		
Mode:	Mode 8		
Ant.Polar.:	Vertical		



No.	Frequency (MHz)	Reading (dBuV)	Correct Factor (dB/m)	Result (dBuV/m)	Limit (dBuV/m)	Margin (dB)	Remark
1	103.7200	41.65	-11.23	30.42	43.50	-13.08	QP
2	153.1900	37.58	-6.50	31.08	43.50	-12.42	QP
3	222.0600	34.47	-8.52	25.95	46.00	-20.05	QP
4	352.0400	27.64	-4.88	22.76	46.00	-23.24	QP
5	421.8800	30.31	-3.02	27.29	46.00	-18.71	QP
6	559.6200	36.23	-0.35	35.88	46.00	-10.12	QP

Note:1.Result (dBuV/m) = Correct Factor (dB/m) + Reading(dBuV).

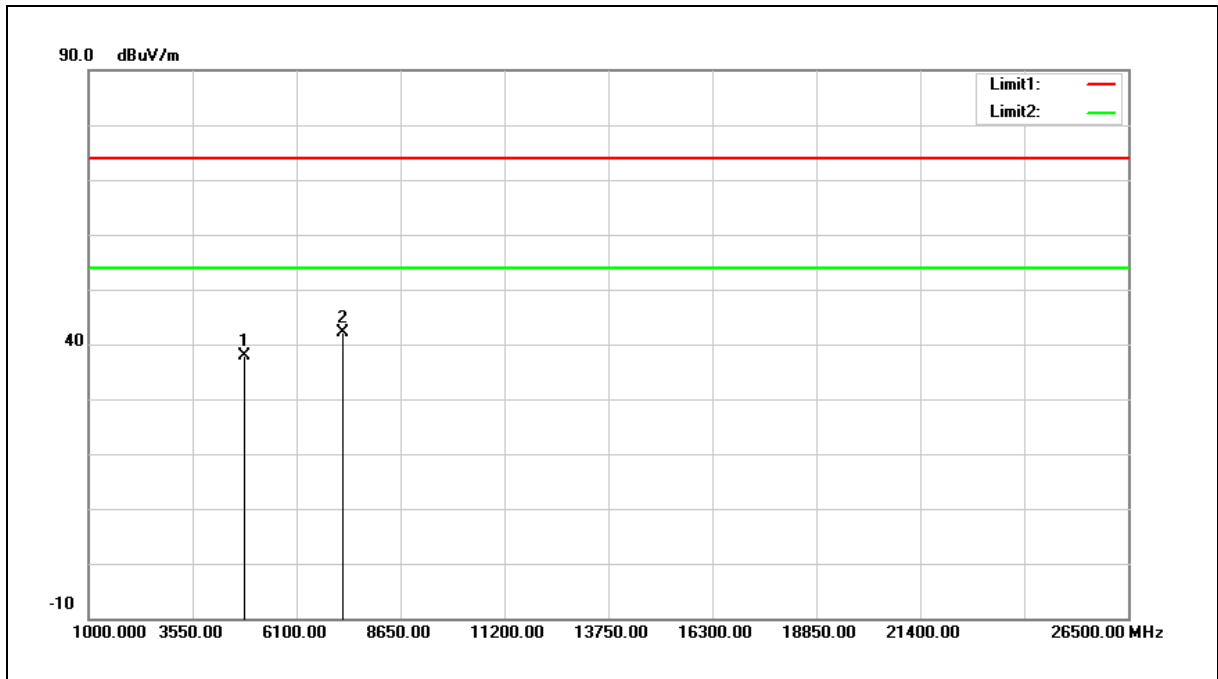
2.Correction factor (dB/m) = Antenna Factor (dB/m) + Cable loss (dB) – Pre-Amplifier gain (dB).

3.When the peak results are less than average limit, so not need to evaluate the average.

Harmonic

Above 1 GHz

Standard:	FCC Part 15.247	Test Distance:	3 m
Test item:	Harmonic		
Frequency:	2412 MHz		
Mode:	Mode 8		
Ant.Polar.:	Horizontal		



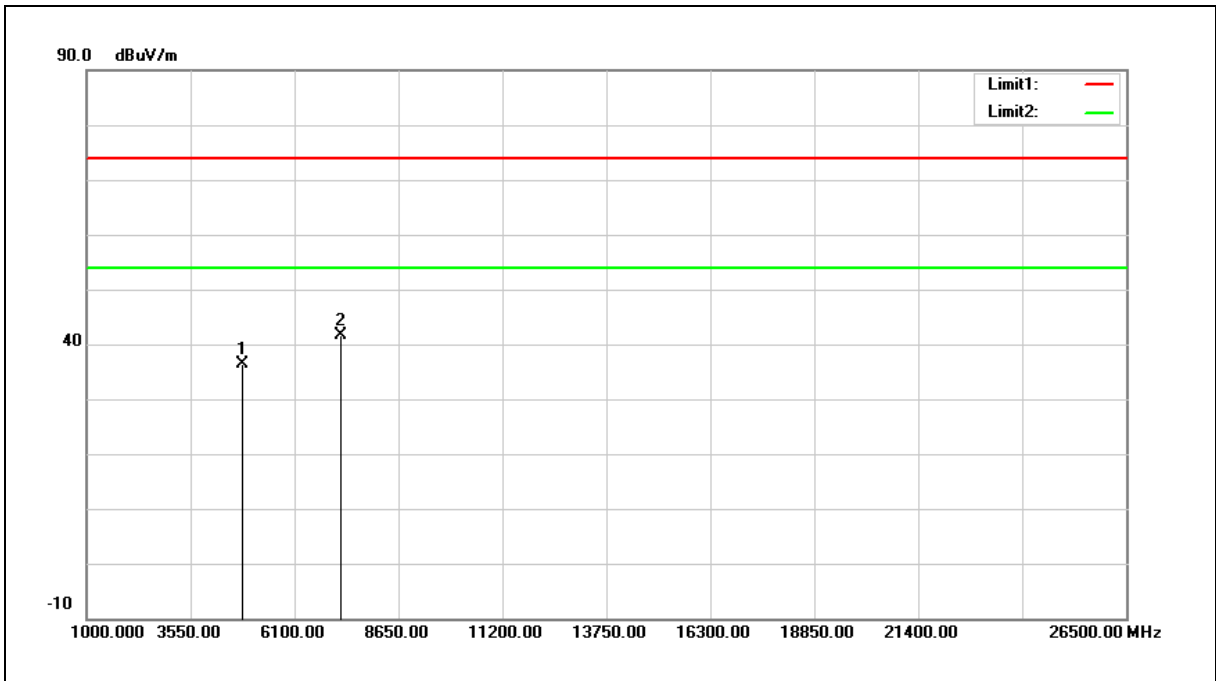
No.	Frequency (MHz)	Reading (dBuV)	Correct Factor (dB/m)	Result (dBuV/m)	Limit (dBuV/m)	Margin (dB)	Remark
1	4824.000	38.79	-0.98	37.81	74.00	-36.19	peak
2	7236.000	36.07	6.16	42.23	74.00	-31.77	peak

Note: 1.Result (dBuV/m) = Correct Factor (dB/m) + Reading(dBuV).

2.Correction factor (dB/m) = Antenna Factor (dB/m) + Cable loss (dB) – Pre-Amplifier gain (dB).

3.When the peak results are less than average limit, so not need to evaluate the average.

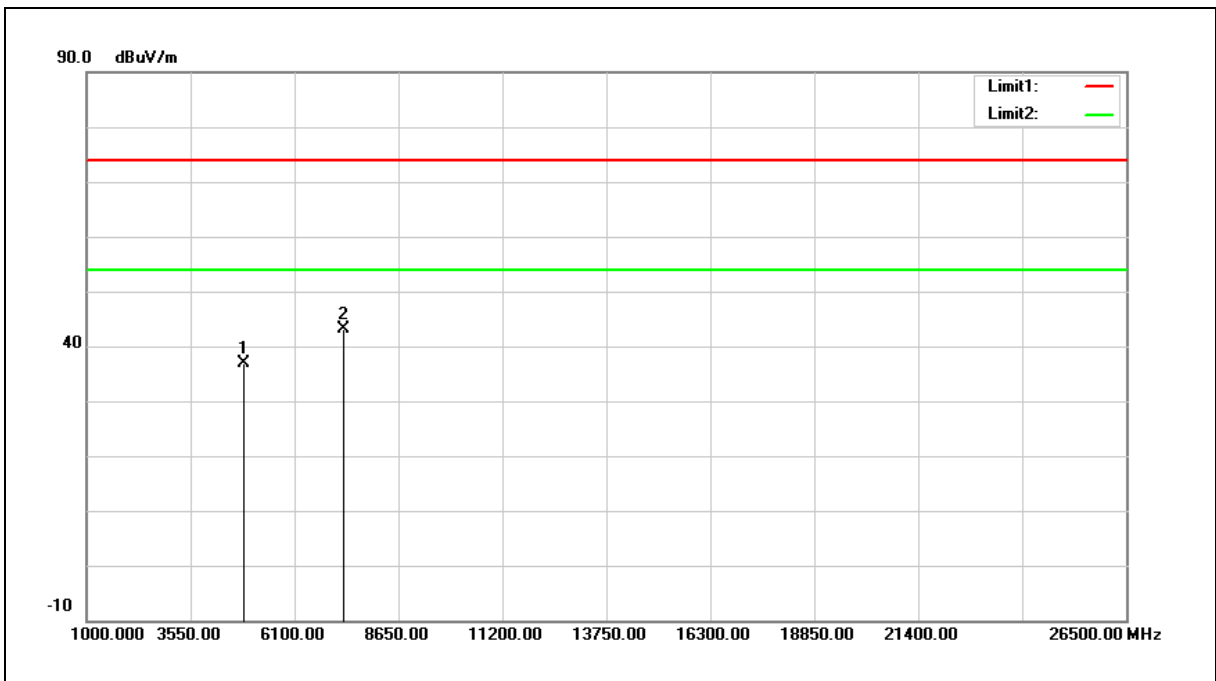
Standard:	FCC Part 15.247	Test Distance:	3 m
Test item:	Harmonic		
Frequency:	2412 MHz		
Mode:	Mode 8		
Ant.Polar.:	Vertical		



No.	Frequency (MHz)	Reading (dBuV)	Correct Factor (dB/m)	Result (dBuV/m)	Limit (dBuV/m)	Margin (dB)	Remark
1	4824.000	37.43	-0.98	36.45	74.00	-37.55	peak
2	7236.000	35.37	6.16	41.53	74.00	-32.47	peak

- Note: 1.Result (dBuV/m) = Correct Factor (dB/m) + Reading(dBuV).
 2.Correction factor (dB/m) = Antenna Factor (dB/m) + Cable loss (dB) – Pre-Amplifier gain (dB).
 3.When the peak results are less than average limit, so not need to evaluate the average.

Standard:	FCC Part 15.247	Test Distance:	3 m
Test item:	Harmonic		
Frequency:	2437 MHz		
Mode:	Mode 8		
Ant.Polar.:	Horizontal		



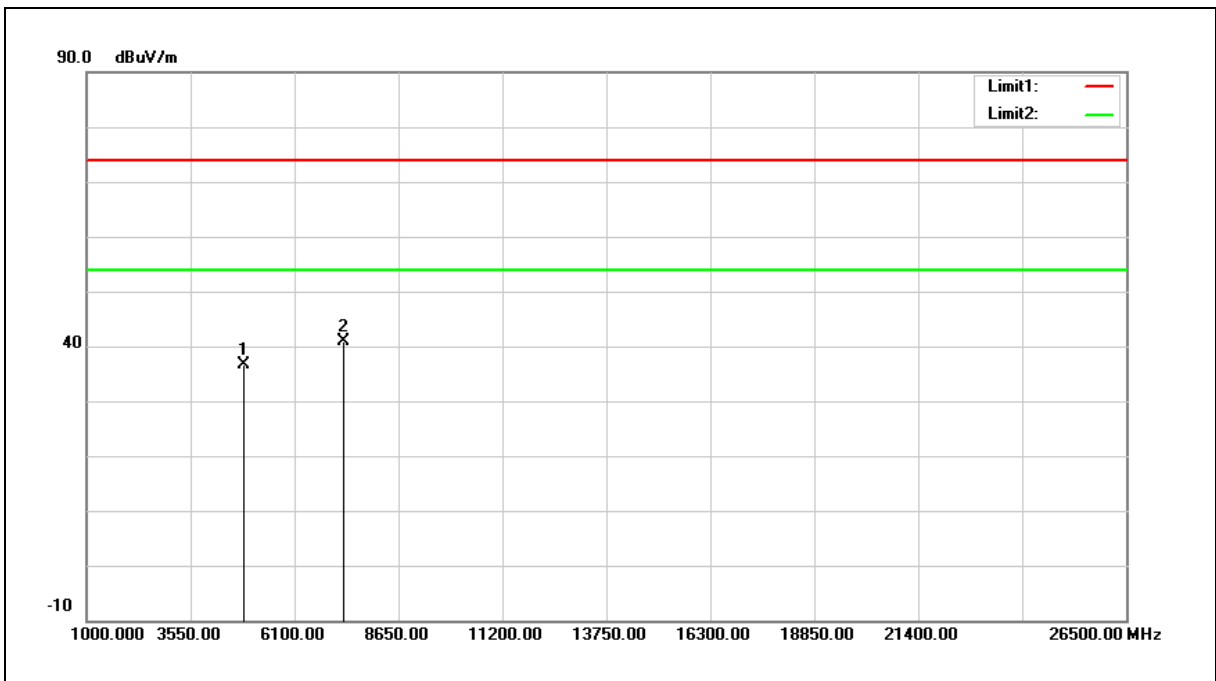
No.	Frequency (MHz)	Reading (dBuV)	Correct Factor (dB/m)	Result (dBuV/m)	Limit (dBuV/m)	Margin (dB)	Remark
1	4874.000	37.70	-0.80	36.90	74.00	-37.10	peak
2	7311.000	36.62	6.46	43.08	74.00	-30.92	peak

Note: 1. Result (dBuV/m) = Correct Factor (dB/m) + Reading (dBuV).

2. Correction factor (dB/m) = Antenna Factor (dB/m) + Cable loss (dB) – Pre-Amplifier gain (dB).

3. When the peak results are less than average limit, so not need to evaluate the average.

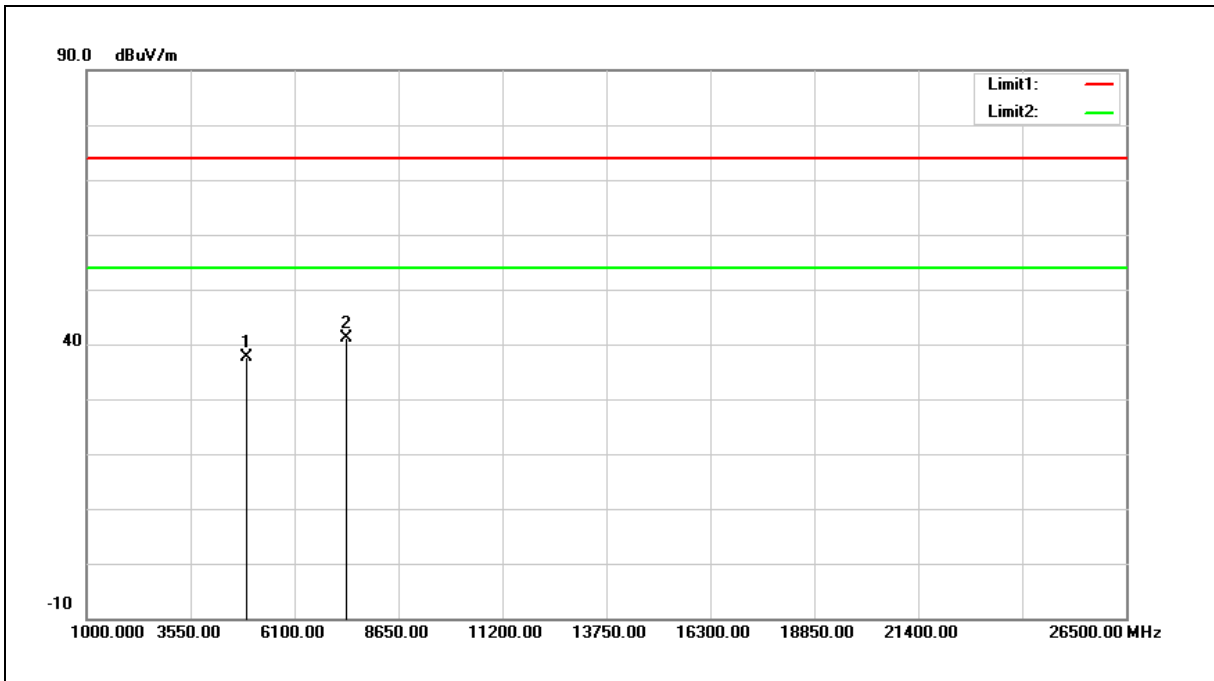
Standard:	FCC Part 15.247	Test Distance:	3 m
Test item:	Harmonic		
Frequency:	2437 MHz		
Mode:	Mode 8		
Ant.Polar.:	Vertical		



No.	Frequency (MHz)	Reading (dBuV)	Correct Factor (dB/m)	Result (dBuV/m)	Limit (dBuV/m)	Margin (dB)	Remark
1	4874.000	37.48	-0.80	36.68	74.00	-37.32	peak
2	7311.000	34.54	6.46	41.00	74.00	-33.00	peak

- Note: 1.Result (dBuV/m) = Correct Factor (dB/m) + Reading(dBuV).
 2.Correction factor (dB/m) = Antenna Factor (dB/m) + Cable loss (dB) – Pre-Amplifier gain (dB).
 3.When the peak results are less than average limit, so not need to evaluate the average.

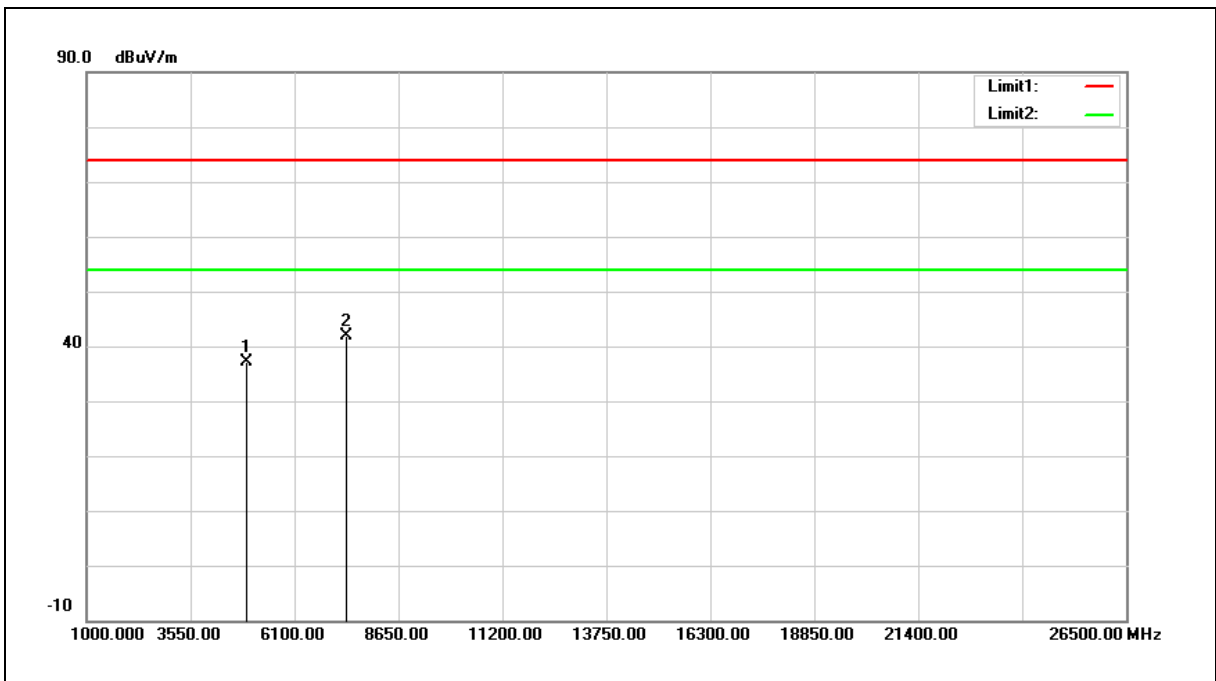
Standard:	FCC Part 15.247	Test Distance:	3 m
Test item:	Harmonic		
Frequency:	2462 MHz		
Mode:	Mode 8		
Ant.Polar.:	Horizontal		



No.	Frequency (MHz)	Reading (dBuV)	Correct Factor (dB/m)	Result (dBuV/m)	Limit (dBuV/m)	Margin (dB)	Remark
1	4924.000	38.23	-0.63	37.60	74.00	-36.40	peak
2	7386.000	34.26	6.75	41.01	74.00	-32.99	peak

- Note: 1.Result (dBuV/m) = Correct Factor (dB/m) + Reading(dBuV).
 2.Correction factor (dB/m) = Antenna Factor (dB/m) + Cable loss (dB) – Pre-Amplifier gain (dB).
 3.When the peak results are less than average limit, so not need to evaluate the average.

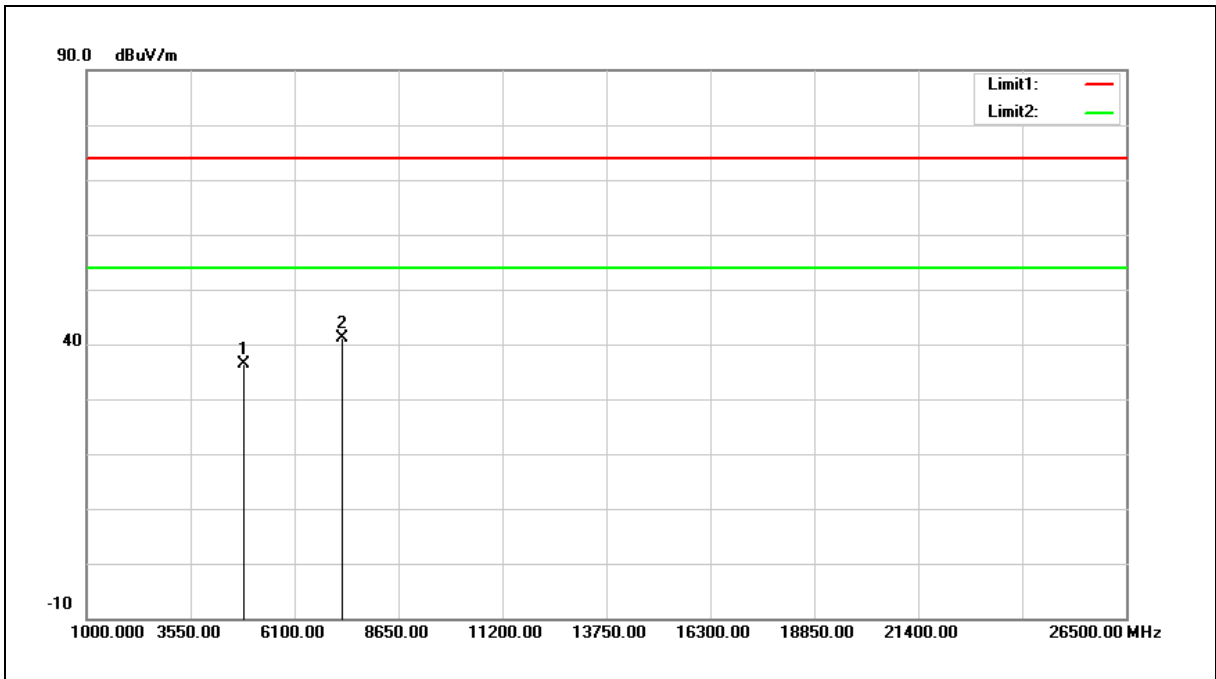
Standard:	FCC Part 15.247	Test Distance:	3 m
Test item:	Harmonic		
Frequency:	2462 MHz		
Mode:	Mode 8		
Ant.Polar.:	Vertical		



No.	Frequency (MHz)	Reading (dBuV)	Correct Factor (dB/m)	Result (dBuV/m)	Limit (dBuV/m)	Margin (dB)	Remark
1	4924.000	37.81	-0.63	37.18	74.00	-36.82	peak
2	7386.000	35.01	6.75	41.76	74.00	-32.24	peak

- Note: 1.Result (dBuV/m) = Correct Factor (dB/m) + Reading(dBuV).
 2.Correction factor (dB/m) = Antenna Factor (dB/m) + Cable loss (dB) – Pre-Amplifier gain (dB).
 3.When the peak results are less than average limit, so not need to evaluate the average.

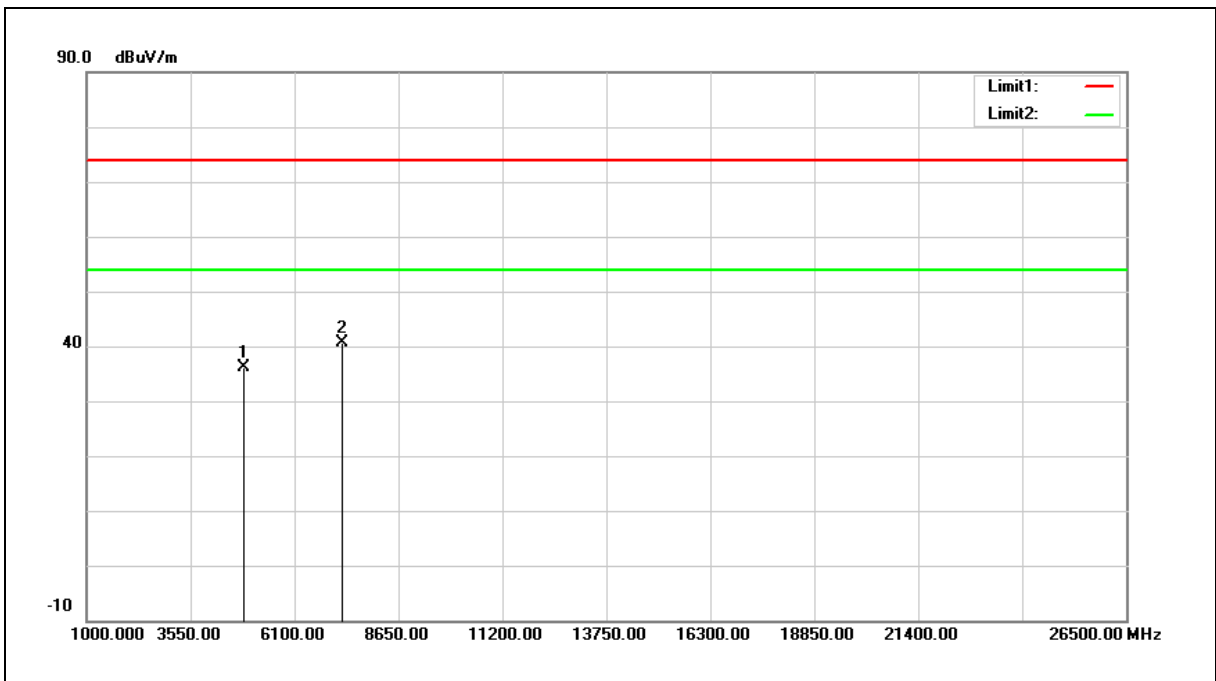
Standard:	FCC Part 15.247	Test Distance:	3 m
Test item:	Harmonic		
Frequency:	2422 MHz		
Mode:	Mode 9		
Ant.Polar.:	Horizontal		



No.	Frequency (MHz)	Reading (dBuV)	Correct Factor (dB/m)	Result (dBuV/m)	Limit (dBuV/m)	Margin (dB)	Remark
1	4844.000	37.18	-0.90	36.28	74.00	-37.72	peak
2	7266.000	34.90	6.27	41.17	74.00	-32.83	peak

- Note: 1.Result (dBuV/m) = Correct Factor (dB/m) + Reading(dBuV).
 2.Correction factor (dB/m) = Antenna Factor (dB/m) + Cable loss (dB) – Pre-Amplifier gain (dB).
 3.When the peak results are less than average limit, so not need to evaluate the average.

Standard:	FCC Part 15.247	Test Distance:	3 m
Test item:	Harmonic		
Frequency:	2422 MHz		
Mode:	Mode 9		
Ant.Polar.:	Vertical		



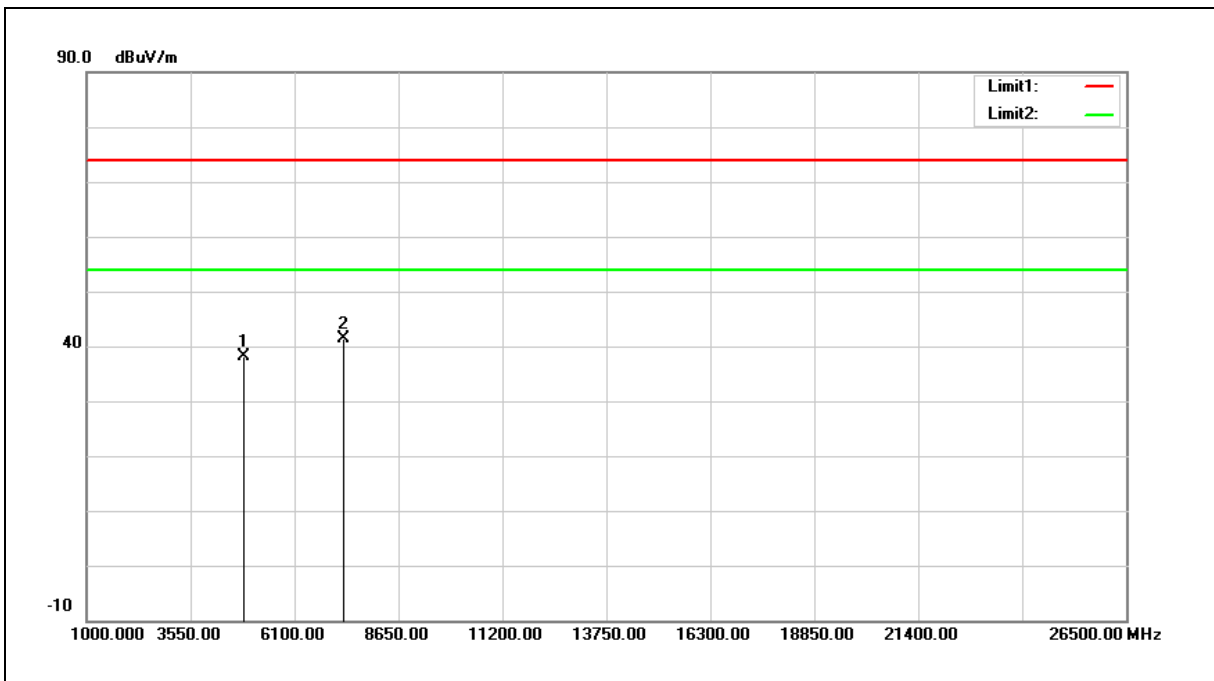
No.	Frequency (MHz)	Reading (dBuV)	Correct Factor (dB/m)	Result (dBuV/m)	Limit (dBuV/m)	Margin (dB)	Remark
1	4844.000	36.97	-0.90	36.07	74.00	-37.93	peak
2	7266.000	34.48	6.27	40.75	74.00	-33.25	peak

Note: 1. Result (dBuV/m) = Correct Factor (dB/m) + Reading (dBuV).

2. Correction factor (dB/m) = Antenna Factor (dB/m) + Cable loss (dB) – Pre-Amplifier gain (dB).

3. When the peak results are less than average limit, so not need to evaluate the average.

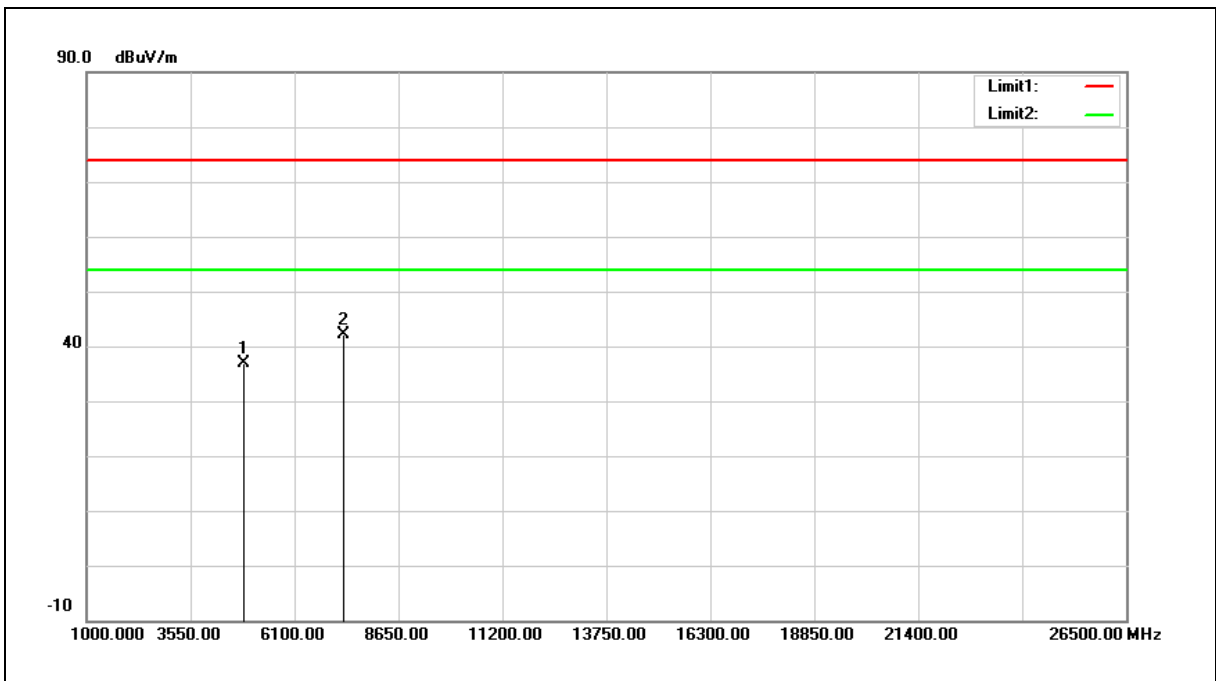
Standard:	FCC Part 15.247	Test Distance:	3 m
Test item:	Harmonic		
Frequency:	2437 MHz		
Mode:	Mode 9		
Ant.Polar.:	Horizontal		



No.	Frequency (MHz)	Reading (dBuV)	Correct Factor (dB/m)	Result (dBuV/m)	Limit (dBuV/m)	Margin (dB)	Remark
1	4874.000	38.85	-0.80	38.05	74.00	-35.95	peak
2	7311.000	34.95	6.46	41.41	74.00	-32.59	peak

- Note: 1. Result (dBuV/m) = Correct Factor (dB/m) + Reading(dBuV).
 2. Correction factor (dB/m) = Antenna Factor (dB/m) + Cable loss (dB) – Pre-Amplifier gain (dB).
 3. When the peak results are less than average limit, so not need to evaluate the average.

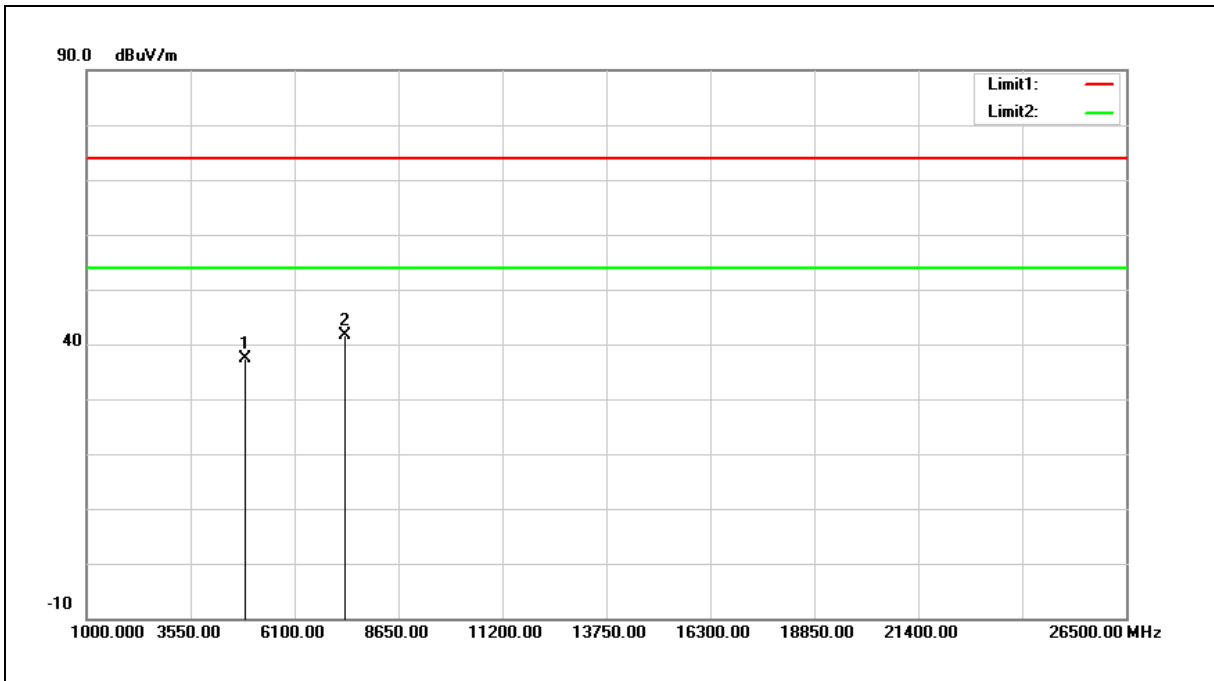
Standard:	FCC Part 15.247	Test Distance:	3 m
Test item:	Harmonic		
Frequency:	2437 MHz		
Mode:	Mode 9		
Ant.Polar.:	Vertical		



No.	Frequency (MHz)	Reading (dBuV)	Correct Factor (dB/m)	Result (dBuV/m)	Limit (dBuV/m)	Margin (dB)	Remark
1	4874.000	37.61	-0.80	36.81	74.00	-37.19	peak
2	7311.000	35.56	6.46	42.02	74.00	-31.98	peak

- Note: 1.Result (dBuV/m) = Correct Factor (dB/m) + Reading(dBuV).
 2.Correction factor (dB/m) = Antenna Factor (dB/m) + Cable loss (dB) – Pre-Amplifier gain (dB).
 3.When the peak results are less than average limit, so not need to evaluate the average.

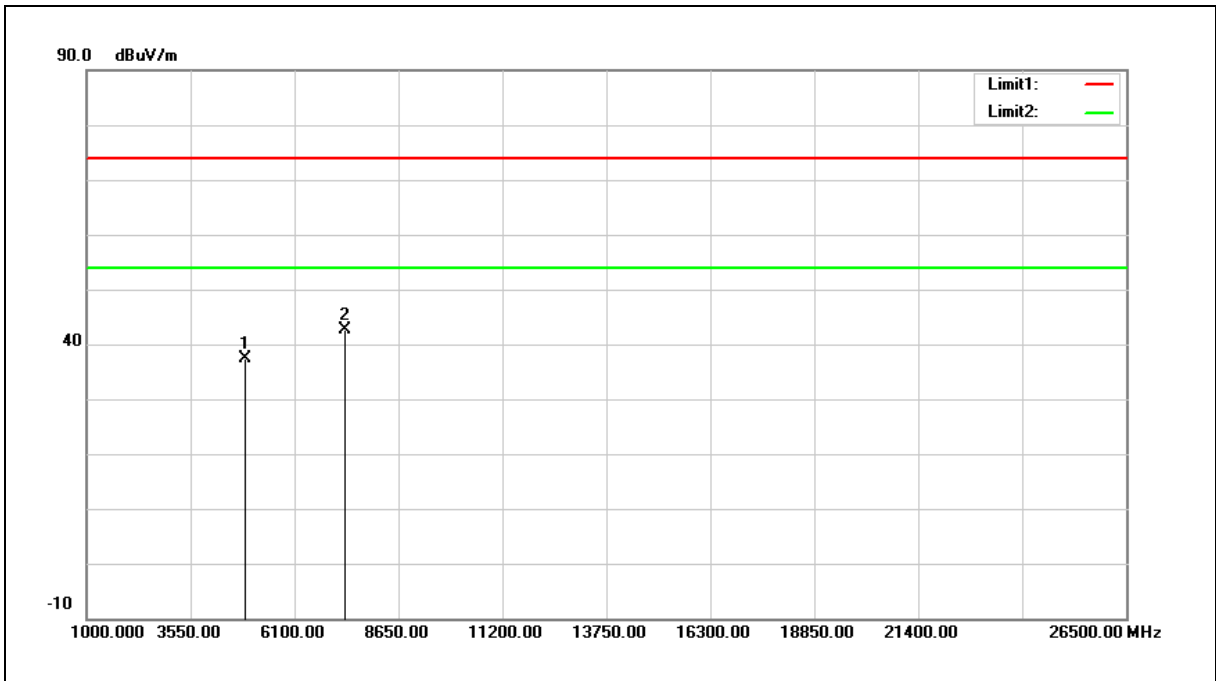
Standard:	FCC Part 15.247	Test Distance:	3 m
Test item:	Harmonic		
Frequency:	2452 MHz		
Mode:	Mode 9		
Ant.Polar.:	Horizontal		



No.	Frequency (MHz)	Reading (dBuV)	Correct Factor (dB/m)	Result (dBuV/m)	Limit (dBuV/m)	Margin (dB)	Remark
1	4904.000	38.06	-0.69	37.37	74.00	-36.63	peak
2	7356.000	34.93	6.63	41.56	74.00	-32.44	peak

- Note: 1.Result (dBuV/m) = Correct Factor (dB/m) + Reading(dBuV).
 2.Correction factor (dB/m) = Antenna Factor (dB/m) + Cable loss (dB) – Pre-Amplifier gain (dB).
 3.When the peak results are less than average limit, so not need to evaluate the average.

Standard:	FCC Part 15.247	Test Distance:	3 m
Test item:	Harmonic		
Frequency:	2452 MHz		
Mode:	Mode 9		
Ant.Polar.:	Vertical		



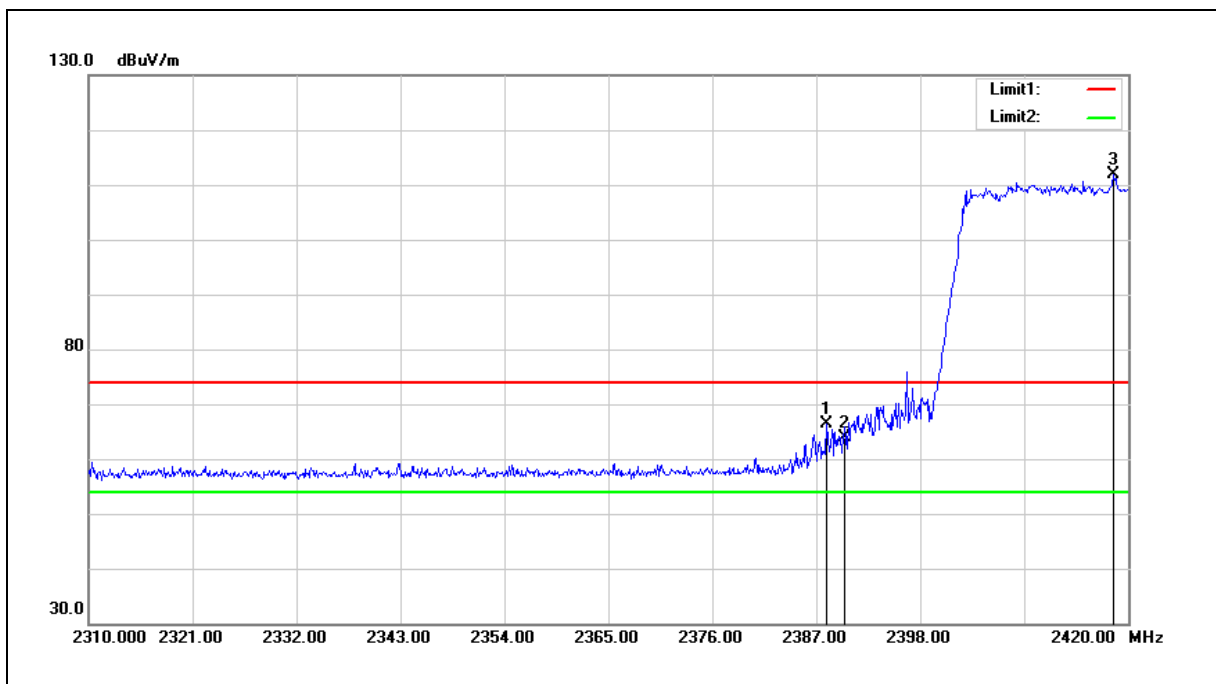
No.	Frequency (MHz)	Reading (dBuV)	Correct Factor (dB/m)	Result (dBuV/m)	Limit (dBuV/m)	Margin (dB)	Remark
1	4904.000	38.05	-0.69	37.36	74.00	-36.64	peak
2	7356.000	35.89	6.63	42.52	74.00	-31.48	peak

- Note: 1.Result (dBuV/m) = Correct Factor (dB/m) + Reading(dBuV).
 2.Correction factor (dB/m) = Antenna Factor (dB/m) + Cable loss (dB) – Pre-Amplifier gain (dB).
 3.When the peak results are less than average limit, so not need to evaluate the average.

Band Edge

Peak

Standard:	FCC Part 15.247	Test Distance:	3 m
Test item:	Band edge		
Frequency:	2412 MHz		
Mode:	Mode 8		
Ant.Polar.:	Horizontal		



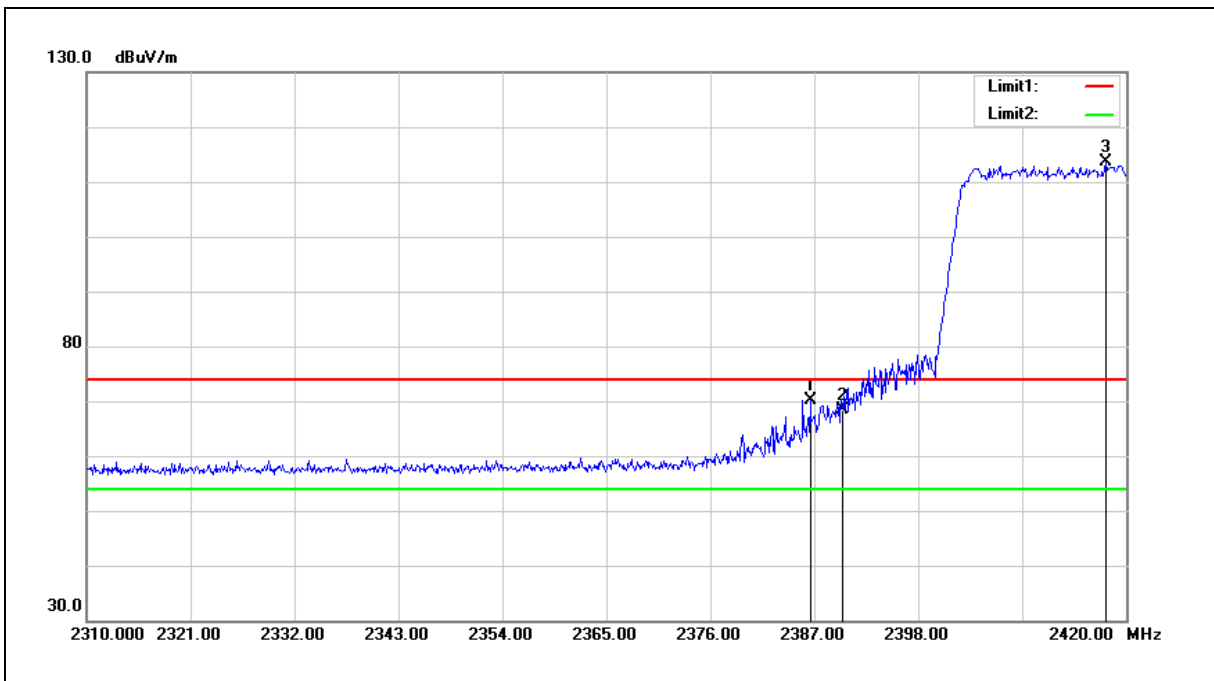
No.	Frequency (MHz)	Reading (dBuV)	Correct Factor (dB/m)	Result (dBuV/m)	Limit (dBuV/m)	Margin (dB)	Remark
1	2388.100	73.75	-7.32	66.43	74.00	-7.57	peak
2	2390.000	71.26	-7.30	63.96	74.00	-10.04	peak
3	2418.460	118.97	-7.20	111.77	74.00	37.77	peak

Note:1.Result (dBuV/m) = Correct Factor (dB/m) + Reading(dBuV).

2.Correction factor (dB/m) = Antenna Factor (dB/m) + Cable loss (dB) – Pre-Amplifier gain (dB).

3.When the peak results are less than average limit, so not need to evaluate the average.

Standard:	FCC Part 15.247	Test Distance:	3 m
Test item:	Band edge		
Frequency:	2412 MHz		
Mode:	Mode 8		
Ant.Polar.:	Vertical		



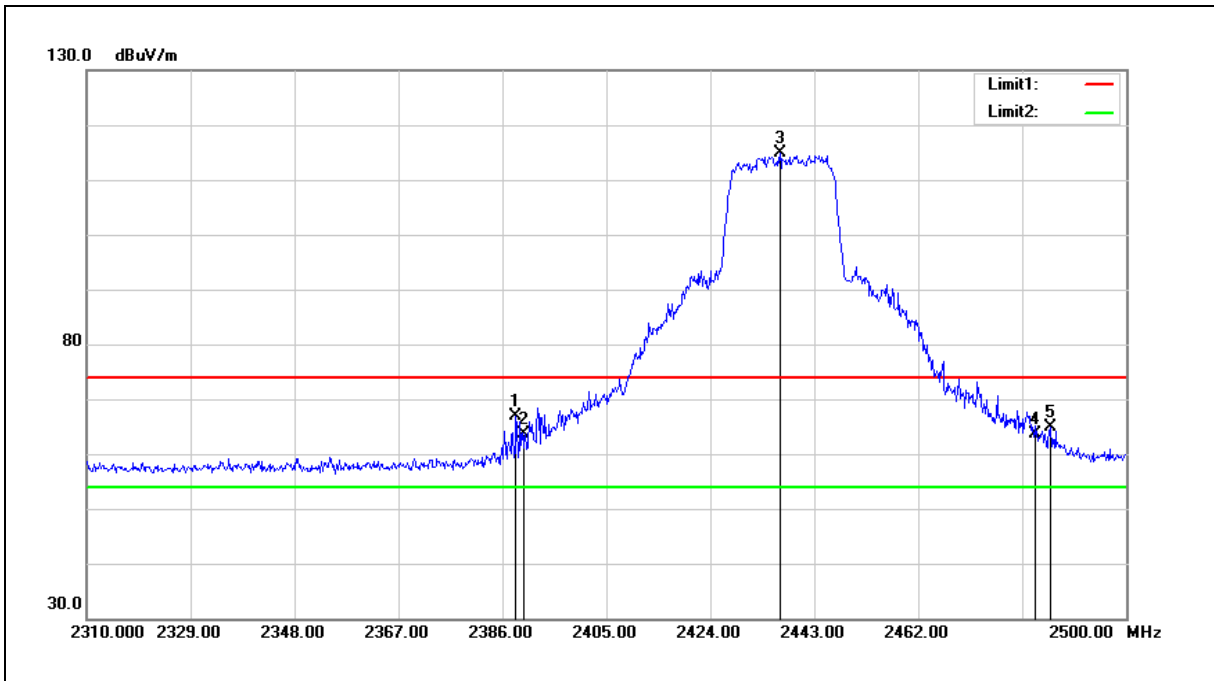
No.	Frequency (MHz)	Reading (dBuV)	Correct Factor (dB/m)	Result (dBuV/m)	Limit (dBuV/m)	Margin (dB)	Remark
1	2386.560	77.54	-7.33	70.21	74.00	-3.79	peak
2	2390.000	75.64	-7.30	68.34	74.00	-5.66	peak
3	2417.910	120.87	-7.20	113.67	74.00	39.67	peak

Note:1.Result (dBuV/m) = Correct Factor (dB/m) + Reading(dBuV).

2.Correction factor (dB/m) = Antenna Factor (dB/m) + Cable loss (dB) – Pre-Amplifier gain (dB).

3.When the peak results are less than average limit, so not need to evaluate the average.

Standard:	FCC Part 15.247	Test Distance:	3 m
Test item:	Band edge		
Frequency:	2437 MHz		
Mode:	Mode 8		
Ant.Polar.:	Horizontal		



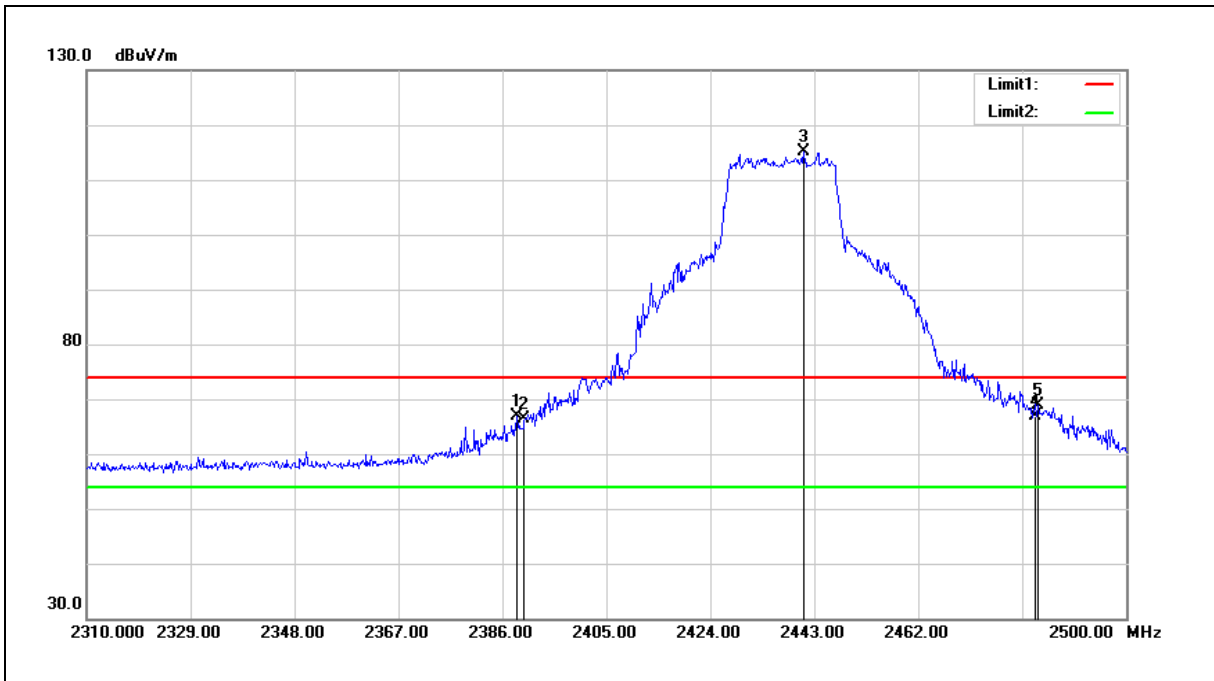
No.	Frequency (MHz)	Reading (dBuV)	Correct Factor (dB/m)	Result (dBuV/m)	Limit (dBuV/m)	Margin (dB)	Remark
1	2388.470	74.11	-7.31	66.80	74.00	-7.20	peak
2	2390.000	70.98	-7.30	63.68	74.00	-10.32	peak
3	2436.730	122.05	-7.12	114.93	74.00	40.93	peak
4	2483.500	70.57	-6.94	63.63	74.00	-10.37	peak
5	2486.130	71.91	-6.92	64.99	74.00	-9.01	peak

Note:1.Result (dBuV/m) = Correct Factor (dB/m) + Reading(dBuV).

2.Correction factor (dB/m) = Antenna Factor (dB/m) + Cable loss (dB) – Pre-Amplifier gain (dB).

3.When the peak results are less than average limit, so not need to evaluate the average.

Standard:	FCC Part 15.247	Test Distance:	3 m
Test item:	Band edge		
Frequency:	2437 MHz		
Mode:	Mode 8		
Ant.Polar.:	Vertical		



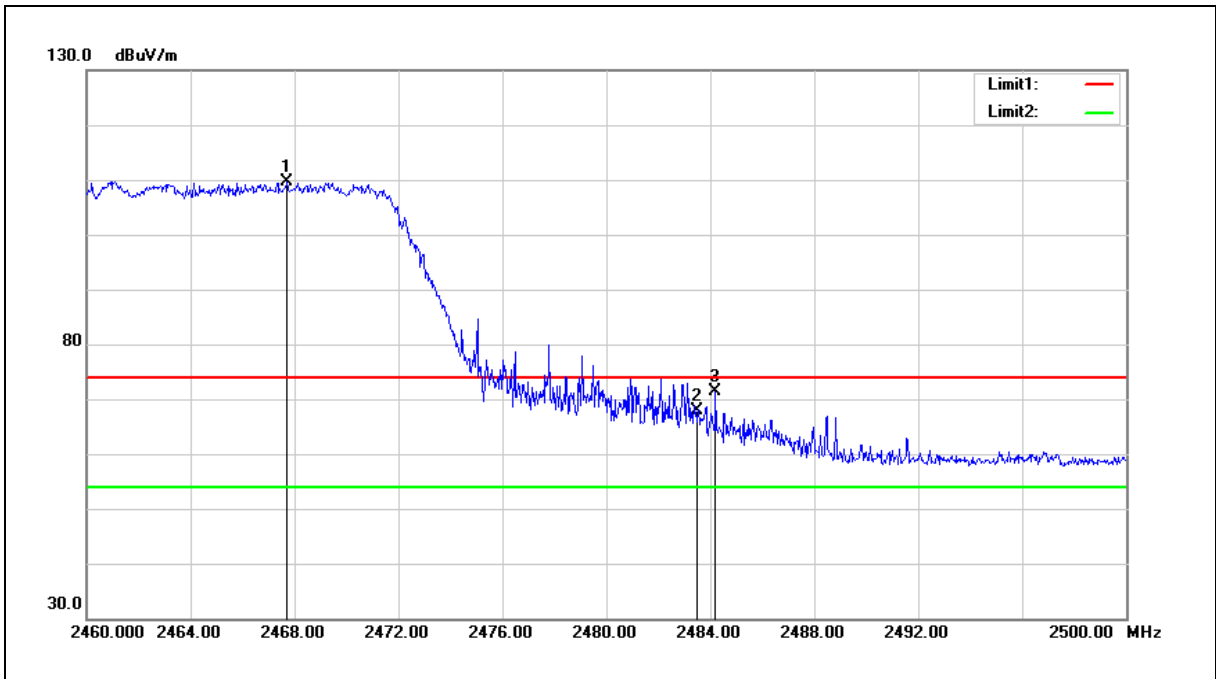
No.	Frequency (MHz)	Reading (dBuV)	Correct Factor (dB/m)	Result (dBuV/m)	Limit (dBuV/m)	Margin (dB)	Remark
1	2388.660	74.19	-7.31	66.88	74.00	-7.12	peak
2	2390.000	73.69	-7.30	66.39	74.00	-7.61	peak
3	2441.100	122.18	-7.10	115.08	74.00	41.08	peak
4	2483.500	73.82	-6.94	66.88	74.00	-7.12	peak
5	2483.850	75.83	-6.94	68.89	74.00	-5.11	peak

Note:1.Result (dBuV/m) = Correct Factor (dB/m) + Reading(dBuV).

2.Correction factor (dB/m) = Antenna Factor (dB/m) + Cable loss (dB) – Pre-Amplifier gain (dB).

3.When the peak results are less than average limit, so not need to evaluate the average.

Standard:	FCC Part 15.247	Test Distance:	3 m
Test item:	Band edge		
Frequency:	2462 MHz		
Mode:	Mode 8		
Ant.Polar.:	Horizontal		



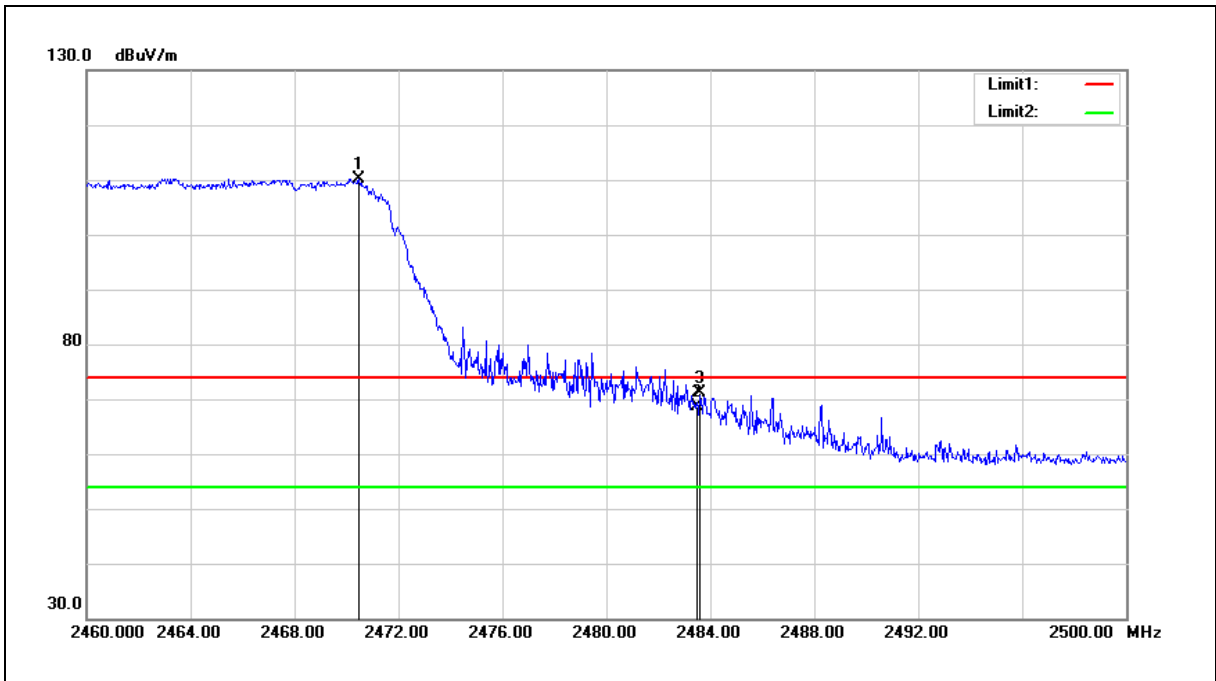
No.	Frequency (MHz)	Reading (dBuV)	Correct Factor (dB/m)	Result (dBuV/m)	Limit (dBuV/m)	Margin (dB)	Remark
1	2467.720	116.54	-6.99	109.55	74.00	35.55	peak
2	2483.500	74.93	-6.94	67.99	74.00	-6.01	peak
3	2484.200	78.33	-6.92	71.41	74.00	-2.59	peak

Note:1.Result (dBuV/m) = Correct Factor (dB/m) + Reading(dBuV).

2.Correction factor (dB/m) = Antenna Factor (dB/m) + Cable loss (dB) – Pre-Amplifier gain (dB).

3.When the peak results are less than average limit, so not need to evaluate the average.

Standard:	FCC Part 15.247	Test Distance:	3 m
Test item:	Band edge		
Frequency:	2462 MHz		
Mode:	Mode 8		
Ant.Polar.:	Vertical		



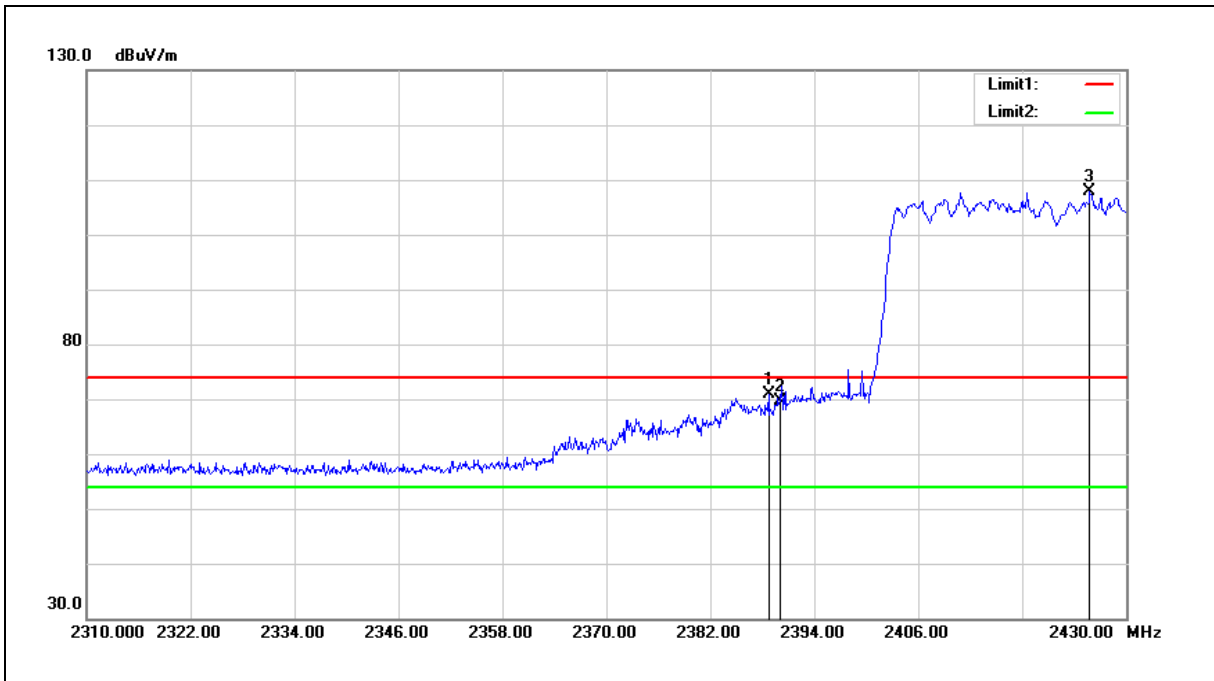
No.	Frequency (MHz)	Reading (dBuV)	Correct Factor (dB/m)	Result (dBuV/m)	Limit (dBuV/m)	Margin (dB)	Remark
1	2470.480	117.22	-6.98	110.24	74.00	36.24	peak
2	2483.500	75.61	-6.94	68.67	74.00	-5.33	peak
3	2483.600	78.00	-6.94	71.06	74.00	-2.94	peak

Note:1.Result (dBuV/m) = Correct Factor (dB/m) + Reading(dBuV).

2.Correction factor (dB/m) = Antenna Factor (dB/m) + Cable loss (dB) – Pre-Amplifier gain (dB).

3.When the peak results are less than average limit, so not need to evaluate the average.

Standard:	FCC Part 15.247	Test Distance:	3 m
Test item:	Band edge		
Frequency:	2422 MHz		
Mode:	Mode 9		
Ant.Polar.:	Horizontal		



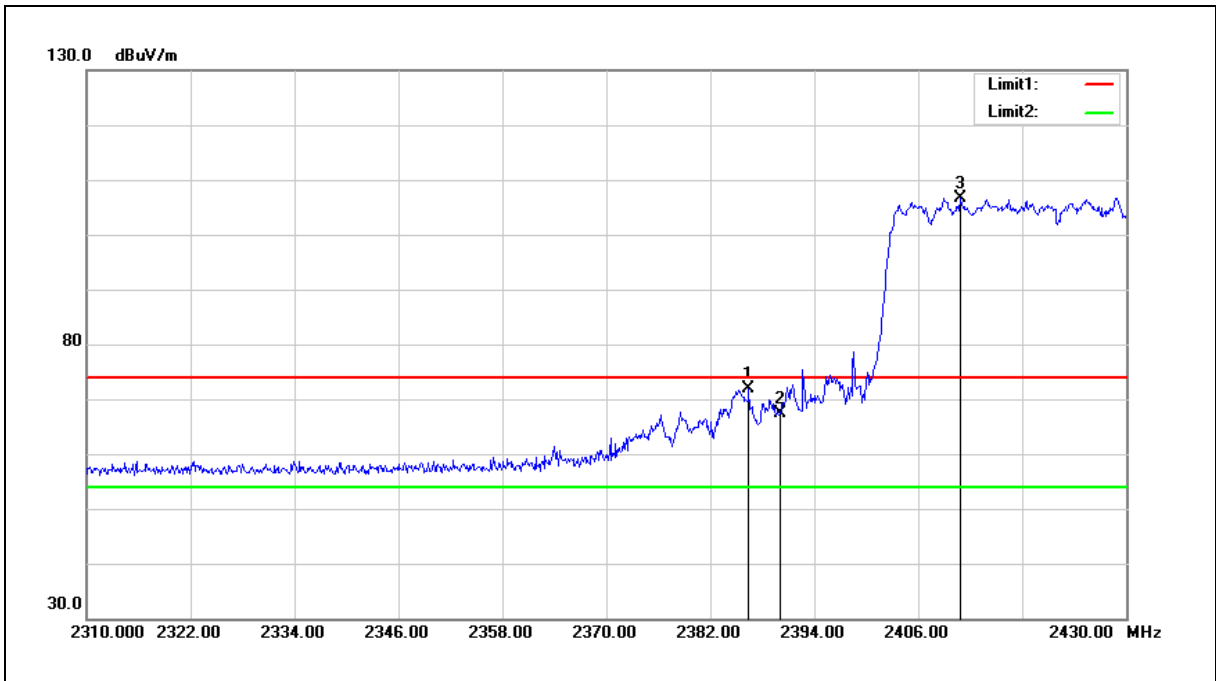
No.	Frequency (MHz)	Reading (dBuV)	Correct Factor (dB/m)	Result (dBuV/m)	Limit (dBuV/m)	Margin (dB)	Remark
1	2388.720	78.24	-7.31	70.93	74.00	-3.07	peak
2	2390.000	76.90	-7.30	69.60	74.00	-4.40	peak
3	2425.800	114.93	-7.17	107.76	74.00	33.76	peak

Note:1.Result (dBuV/m) = Correct Factor (dB/m) + Reading(dBuV).

2.Correction factor (dB/m) = Antenna Factor (dB/m) + Cable loss (dB) – Pre-Amplifier gain (dB).

3.When the peak results are less than average limit, so not need to evaluate the average.

Standard:	FCC Part 15.247	Test Distance:	3 m
Test item:	Band edge		
Frequency:	2422 MHz		
Mode:	Mode 9		
Ant.Polar.:	Vertical		



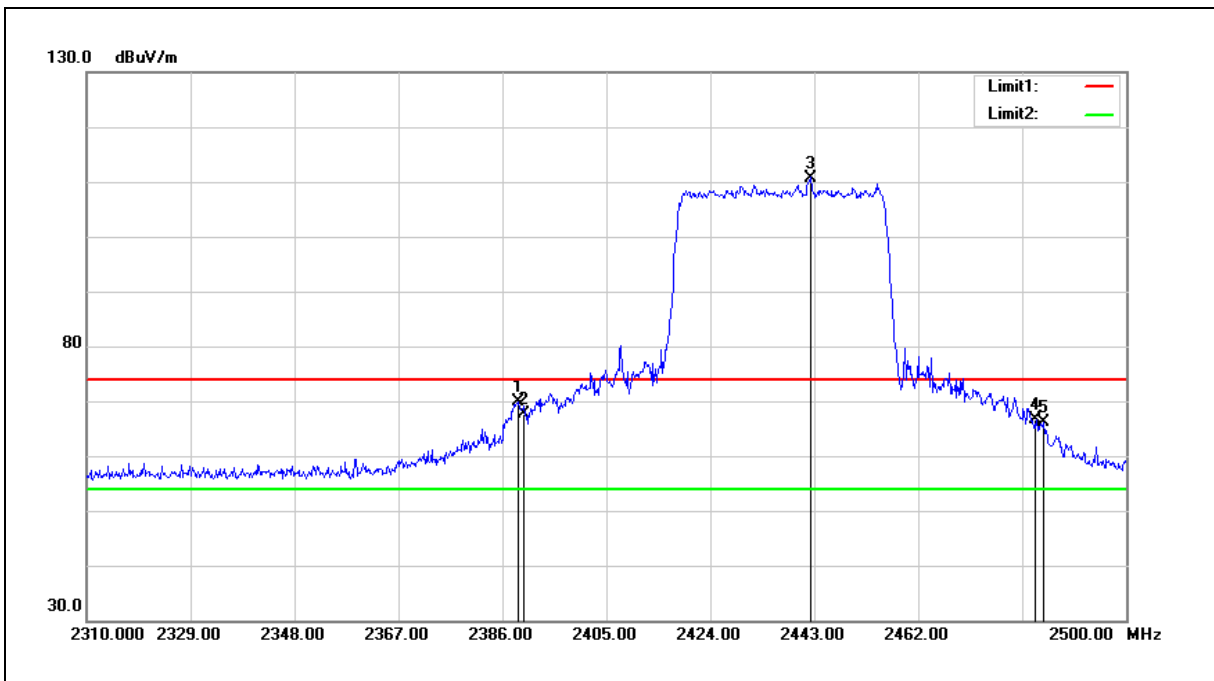
No.	Frequency (MHz)	Reading (dBuV)	Correct Factor (dB/m)	Result (dBuV/m)	Limit (dBuV/m)	Margin (dB)	Remark
1	2386.440	79.09	-7.33	71.76	74.00	-2.24	peak
2	2390.000	74.67	-7.30	67.37	74.00	-6.63	peak
3	2410.920	113.91	-7.22	106.69	74.00	32.69	peak

Note:1.Result (dBuV/m) = Correct Factor (dB/m) + Reading(dBuV).

2.Correction factor (dB/m) = Antenna Factor (dB/m) + Cable loss (dB) – Pre-Amplifier gain (dB).

3.When the peak results are less than average limit, so not need to evaluate the average.

Standard:	FCC Part 15.247	Test Distance:	3 m
Test item:	Band edge		
Frequency:	2437 MHz		
Mode:	Mode 9		
Ant.Polar.:	Horizontal		



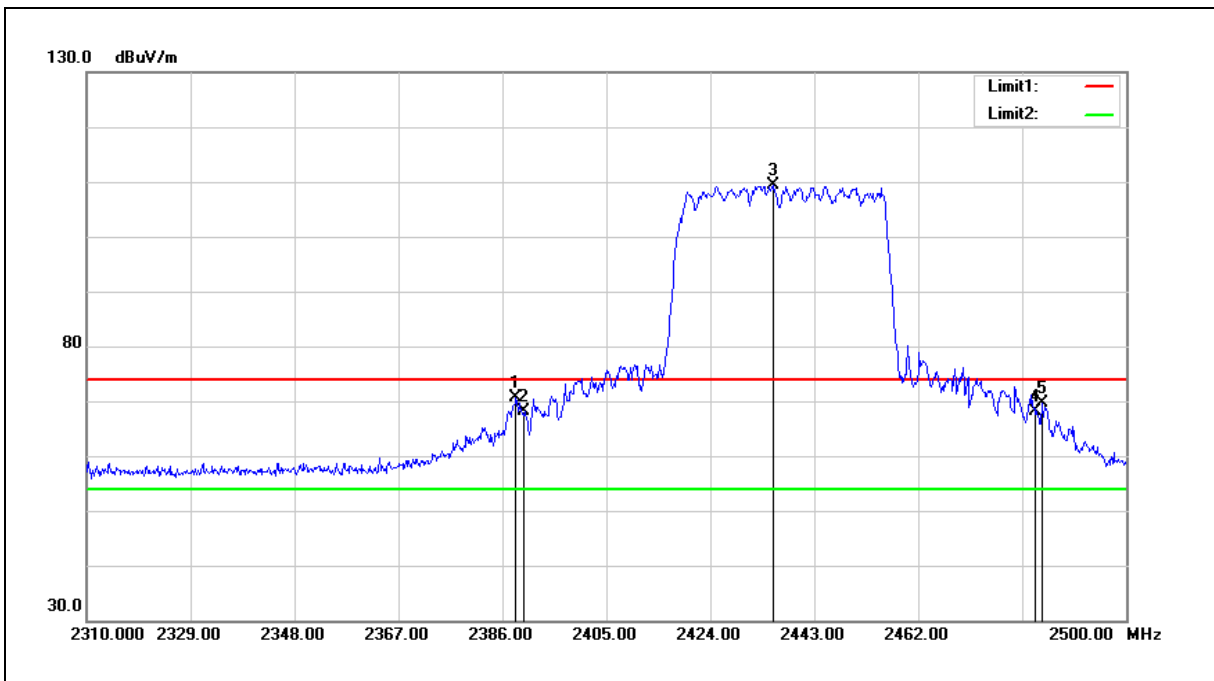
No.	Frequency (MHz)	Reading (dBuV)	Correct Factor (dB/m)	Result (dBuV/m)	Limit (dBuV/m)	Margin (dB)	Remark
1	2388.850	77.16	-7.31	69.85	74.00	-4.15	peak
2	2390.000	74.99	-7.30	67.69	74.00	-6.31	peak
3	2442.430	117.84	-7.09	110.75	74.00	36.75	peak
4	2483.500	73.69	-6.94	66.75	74.00	-7.25	peak
5	2484.990	73.04	-6.92	66.12	74.00	-7.88	peak

Note:1.Result (dBuV/m) = Correct Factor (dB/m) + Reading(dBuV).

2.Correction factor (dB/m) = Antenna Factor (dB/m) + Cable loss (dB) – Pre-Amplifier gain (dB).

3.When the peak results are less than average limit, so not need to evaluate the average.

Standard:	FCC Part 15.247	Test Distance:	3 m
Test item:	Band edge		
Frequency:	2437 MHz		
Mode:	Mode 9		
Ant.Polar.:	Vertical		



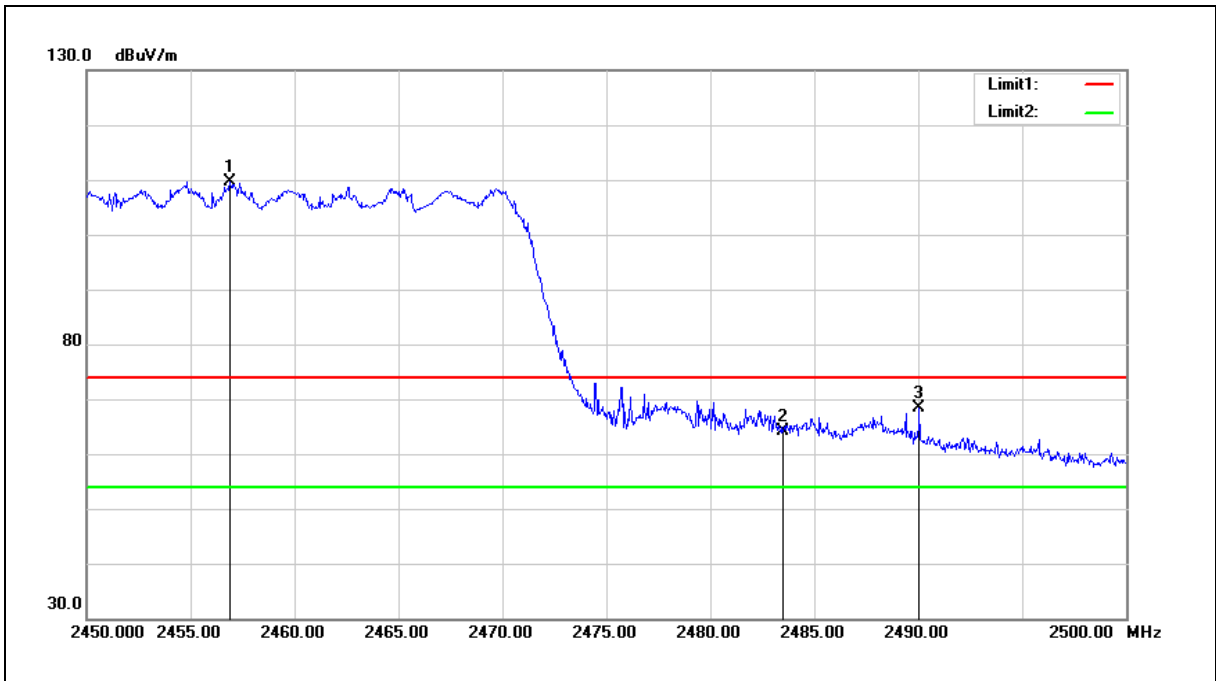
No.	Frequency (MHz)	Reading (dBuV)	Correct Factor (dB/m)	Result (dBuV/m)	Limit (dBuV/m)	Margin (dB)	Remark
1	2388.470	77.84	-7.31	70.53	74.00	-3.47	peak
2	2390.000	75.33	-7.30	68.03	74.00	-5.97	peak
3	2435.400	116.47	-7.12	109.35	74.00	35.35	peak
4	2483.500	75.03	-6.94	68.09	74.00	-5.91	peak
5	2484.610	76.47	-6.92	69.55	74.00	-4.45	peak

Note:1.Result (dBuV/m) = Correct Factor (dB/m) + Reading(dBuV).

2.Correction factor (dB/m) = Antenna Factor (dB/m) + Cable loss (dB) – Pre-Amplifier gain (dB).

3.When the peak results are less than average limit, so not need to evaluate the average.

Standard:	FCC Part 15.247	Test Distance:	3 m
Test item:	Band edge		
Frequency:	2452 MHz		
Mode:	Mode 9		
Ant.Polar.:	Horizontal		



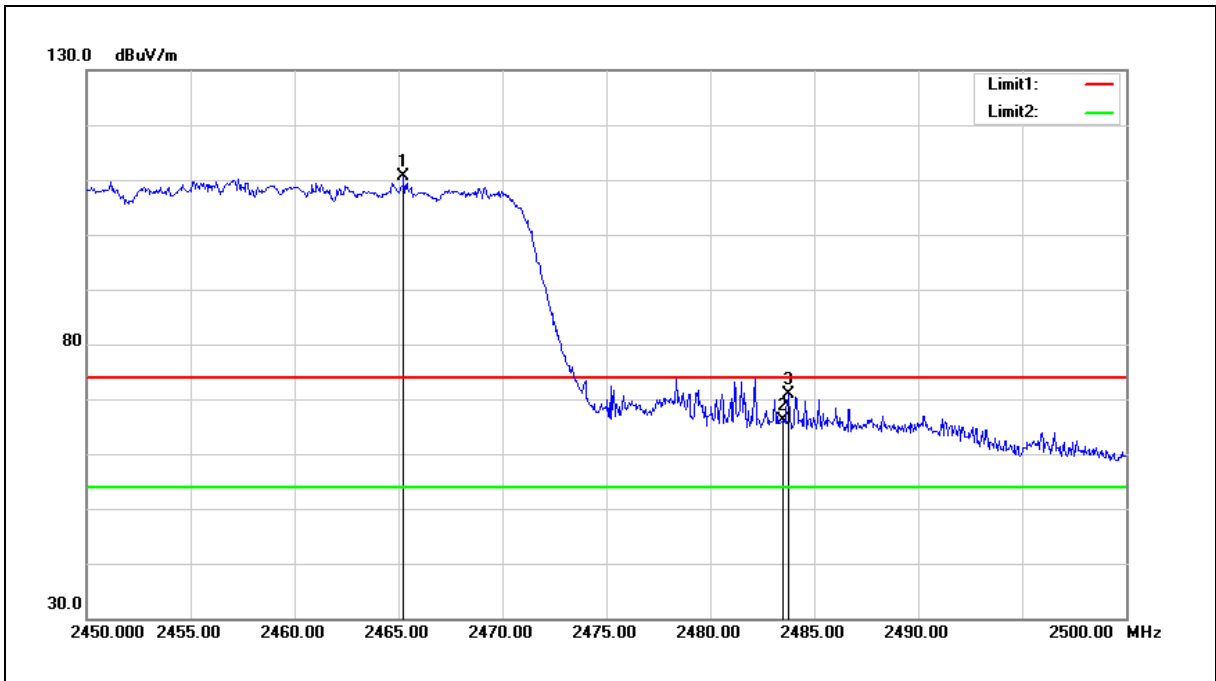
No.	Frequency (MHz)	Reading (dBuV)	Correct Factor (dB/m)	Result (dBuV/m)	Limit (dBuV/m)	Margin (dB)	Remark
1	2456.900	116.65	-7.04	109.61	74.00	35.61	peak
2	2483.500	71.08	-6.94	64.14	74.00	-9.86	peak
3	2490.050	75.35	-6.91	68.44	74.00	-5.56	peak

Note:1.Result (dBuV/m) = Correct Factor (dB/m) + Reading(dBuV).

2.Correction factor (dB/m) = Antenna Factor (dB/m) + Cable loss (dB) – Pre-Amplifier gain (dB).

3.When the peak results are less than average limit, so not need to evaluate the average.

Standard:	FCC Part 15.247	Test Distance:	3 m
Test item:	Band edge		
Frequency:	2452 MHz		
Mode:	Mode 9		
Ant.Polar.:	Vertical		



No.	Frequency (MHz)	Reading (dBuV)	Correct Factor (dB/m)	Result (dBuV/m)	Limit (dBuV/m)	Margin (dB)	Remark
1	2465.250	117.58	-7.00	110.58	74.00	36.58	peak
2	2483.500	73.02	-6.94	66.08	74.00	-7.92	peak
3	2483.750	77.82	-6.94	70.88	74.00	-3.12	peak

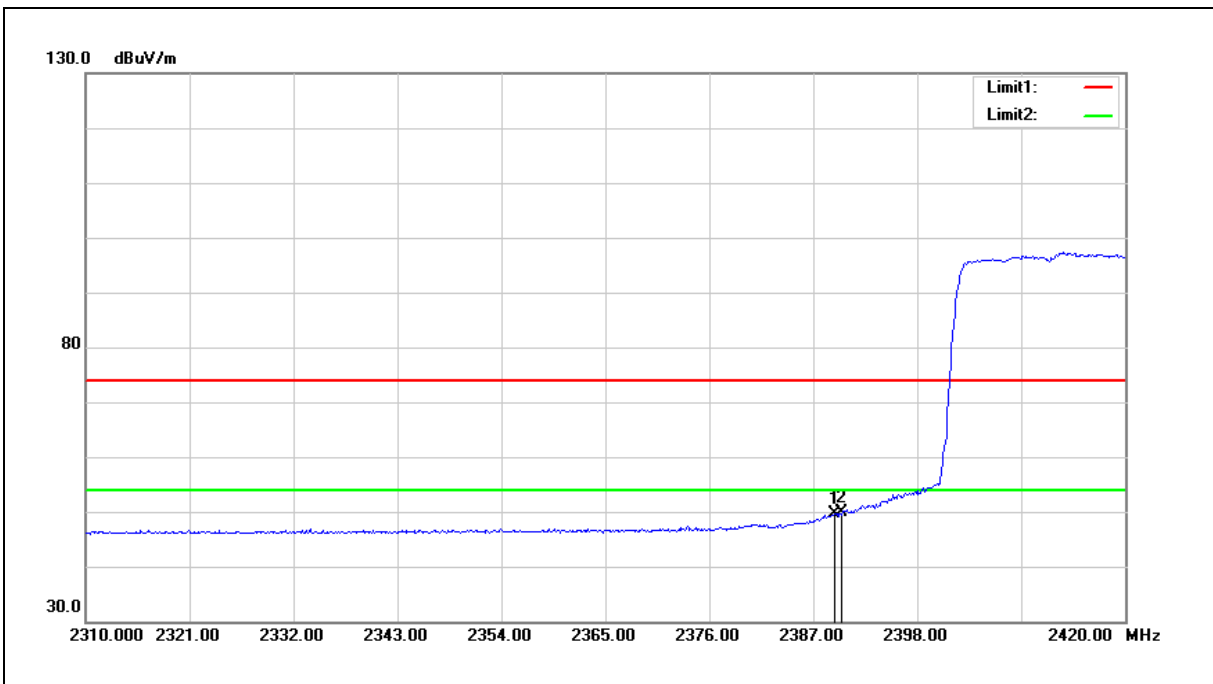
Note:1.Result (dBuV/m) = Correct Factor (dB/m) + Reading(dBuV).

2.Correction factor (dB/m) = Antenna Factor (dB/m) + Cable loss (dB) – Pre-Amplifier gain (dB).

3.When the peak results are less than average limit, so not need to evaluate the average.

Average

Standard:	FCC Part 15.247	Test Distance:	3 m
Test item:	Band edge		
Frequency:	2412 MHz		
Mode:	Mode 8		
Ant.Polar.:	Horizontal		



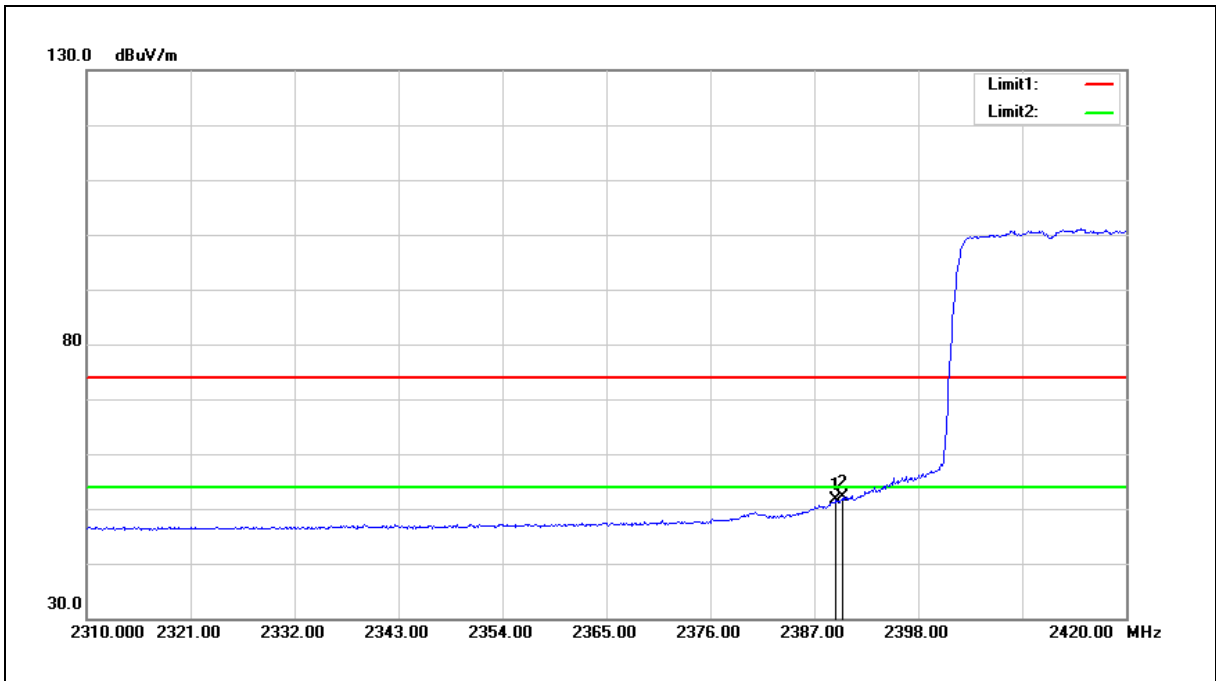
No.	Frequency (MHz)	Reading (dBuV)	Correct Factor (dB/m)	Result (dBuV/m)	Limit (dBuV/m)	Margin (dB)	Remark
1	2389.200	57.01	-7.30	49.71	54.00	-4.29	AVG
2	2390.000	57.14	-7.30	49.84	54.00	-4.16	AVG

Note:1.Result (dBuV/m) = Correct Factor (dB/m) + Reading(dBuV).

2.Correction factor (dB/m) = Antenna Factor (dB/m) + Cable loss (dB) – Pre-Amplifier gain (dB).

3.When the peak results are less than average limit, so not need to evaluate the average.

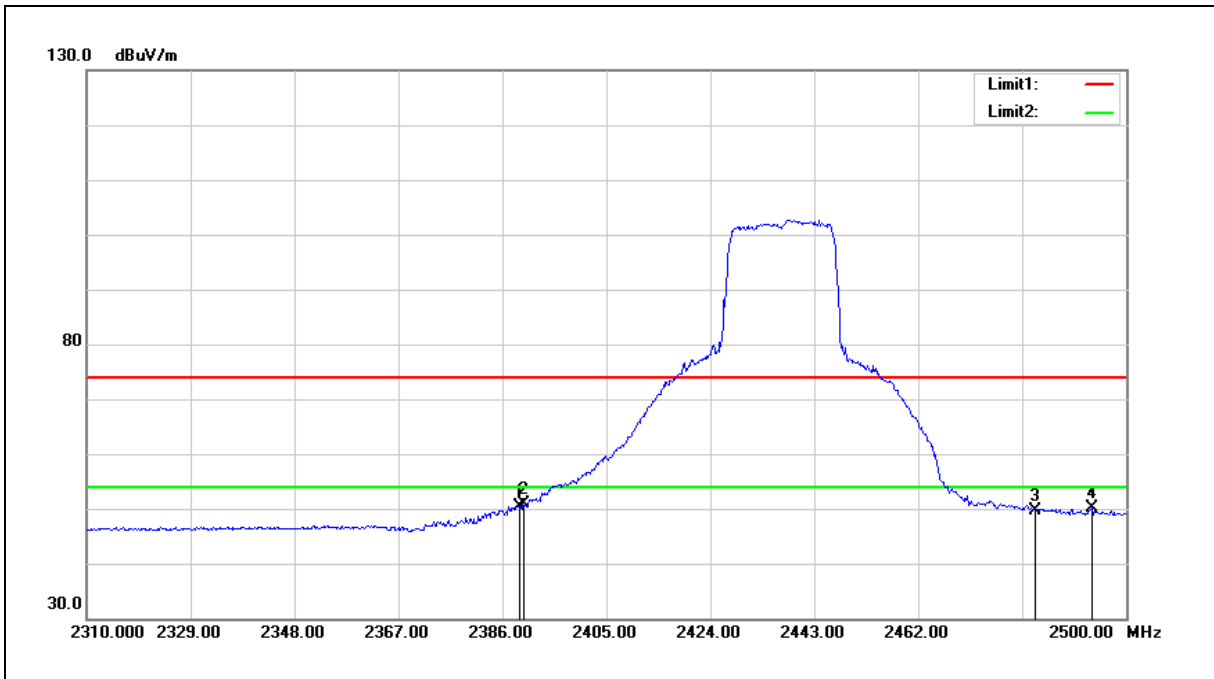
Standard:	FCC Part 15.247	Test Distance:	3 m
Test item:	Band edge		
Frequency:	2412 MHz		
Mode:	Mode 8		
Ant.Polar.:	Vertical		



No.	Frequency (MHz)	Reading (dBuV)	Correct Factor (dB/m)	Result (dBuV/m)	Limit (dBuV/m)	Margin (dB)	Remark
1	2389.310	58.97	-7.30	51.67	54.00	-2.33	AVG
2	2390.000	59.49	-7.30	52.19	54.00	-1.81	AVG

- Note: 1.Result (dBuV/m) = Correct Factor (dB/m) + Reading(dBuV).
- 2.Correction factor (dB/m) = Antenna Factor (dB/m) + Cable loss (dB) – Pre-Amplifier gain (dB).
- 3.When the peak results are less than average limit, so not need to evaluate the average.

Standard:	FCC Part 15.247	Test Distance:	3 m
Test item:	Band edge		
Frequency:	2437 MHz		
Mode:	Mode 8		
Ant.Polar.:	Horizontal		



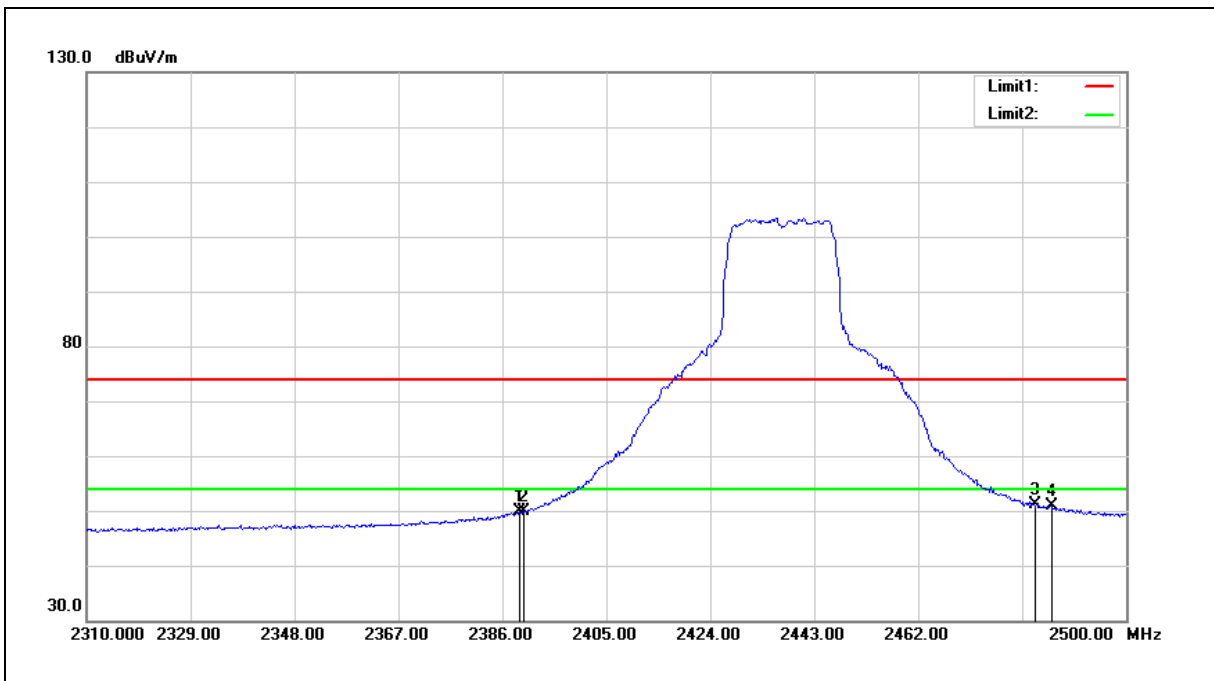
No.	Frequency (MHz)	Reading (dBuV)	Correct Factor (dB/m)	Result (dBuV/m)	Limit (dBuV/m)	Margin (dB)	Remark
1	2389.040	57.77	-7.30	50.47	54.00	-3.53	AVG
2	2390.000	58.08	-7.30	50.78	54.00	-3.22	AVG
3	2483.500	56.60	-6.94	49.66	54.00	-4.34	AVG
4	2493.730	57.00	-6.90	50.10	54.00	-3.90	AVG

Note:1.Result (dBuV/m) = Correct Factor (dB/m) + Reading(dBuV).

2.Correction factor (dB/m) = Antenna Factor (dB/m) + Cable loss (dB) – Pre-Amplifier gain (dB).

3.When the peak results are less than average limit, so not need to evaluate the average.

Standard:	FCC Part 15.247	Test Distance:	3 m
Test item:	Band edge		
Frequency:	2437 MHz		
Mode:	Mode 8		
Ant.Polar.:	Vertical		



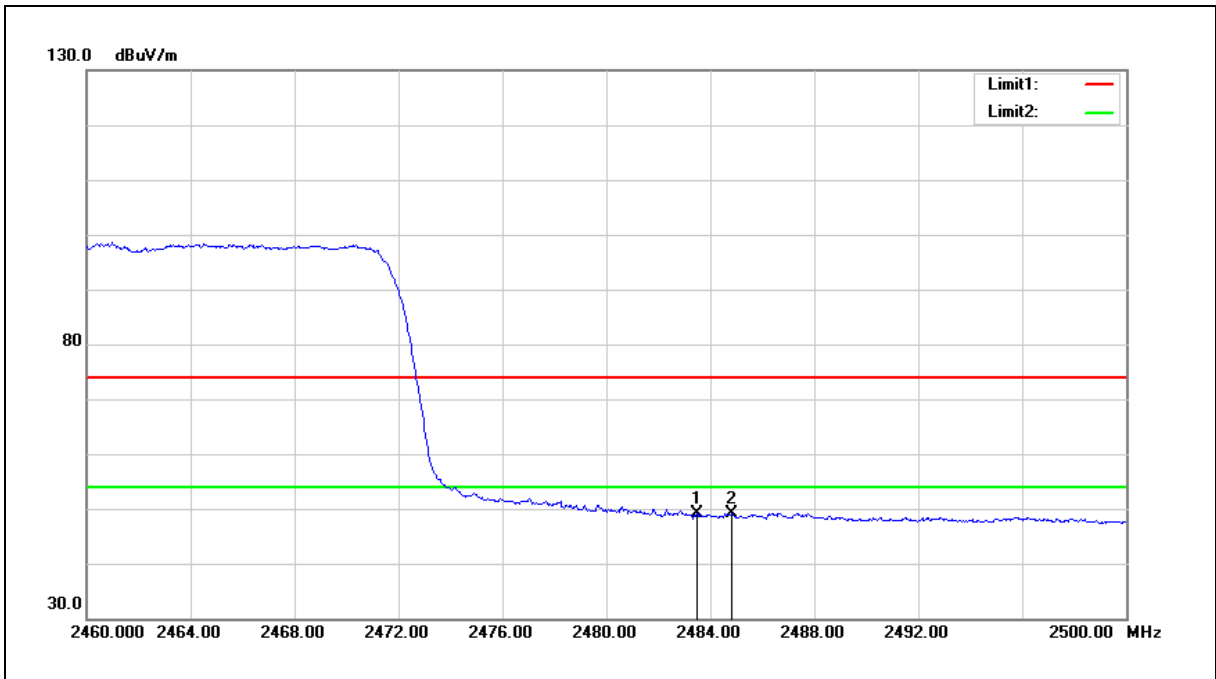
No.	Frequency (MHz)	Reading (dBuV)	Correct Factor (dB/m)	Result (dBuV/m)	Limit (dBuV/m)	Margin (dB)	Remark
1	2389.230	57.14	-7.30	49.84	54.00	-4.16	AVG
2	2390.000	57.29	-7.30	49.99	54.00	-4.01	AVG
3	2483.500	58.03	-6.94	51.09	54.00	-2.91	AVG
4	2486.320	57.82	-6.92	50.90	54.00	-3.10	AVG

Note:1.Result (dBuV/m) = Correct Factor (dB/m) + Reading(dBuV).

2.Correction factor (dB/m) = Antenna Factor (dB/m) + Cable loss (dB) – Pre-Amplifier gain (dB).

3.When the peak results are less than average limit, so not need to evaluate the average.

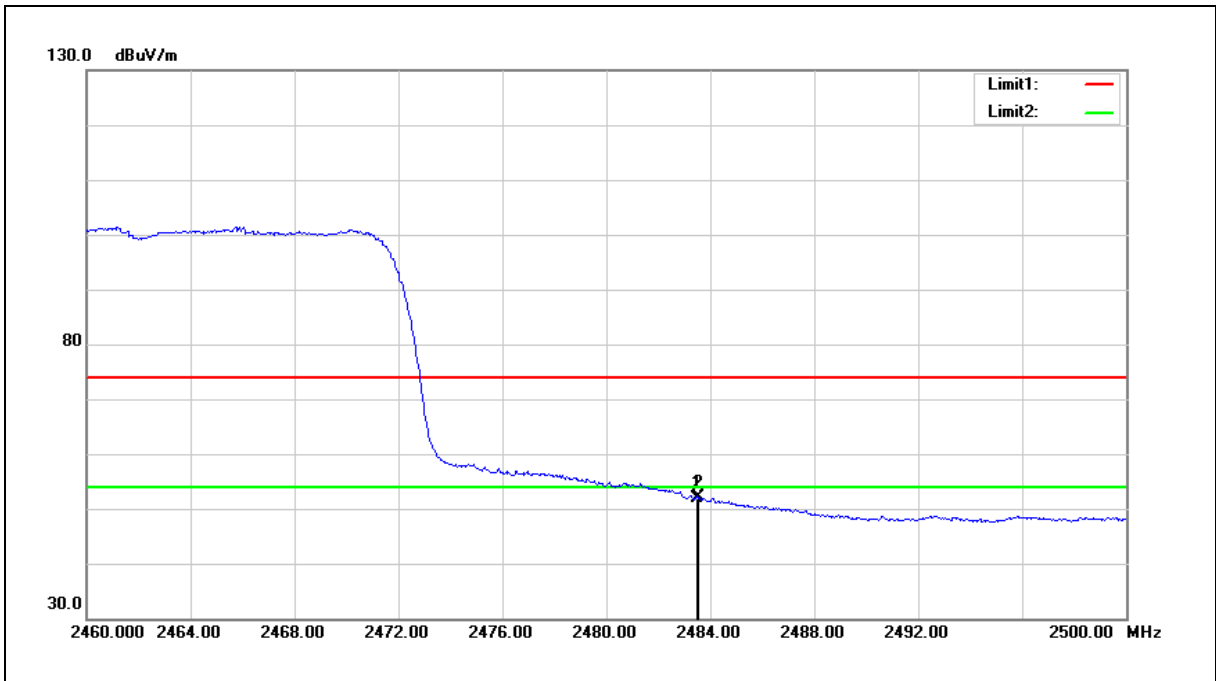
Standard:	FCC Part 15.247	Test Distance:	3 m
Test item:	Band edge		
Frequency:	2462 MHz		
Mode:	Mode 8		
Ant.Polar.:	Horizontal		



No.	Frequency (MHz)	Reading (dBuV)	Correct Factor (dB/m)	Result (dBuV/m)	Limit (dBuV/m)	Margin (dB)	Remark
1	2483.500	55.98	-6.94	49.04	54.00	-4.96	AVG
2	2484.840	56.17	-6.92	49.25	54.00	-4.75	AVG

- Note:1.Result (dBuV/m) = Correct Factor (dB/m) + Reading(dBuV).
- 2.Correction factor (dB/m) = Antenna Factor (dB/m) + Cable loss (dB) – Pre-Amplifier gain (dB).
- 3.When the peak results are less than average limit, so not need to evaluate the average.

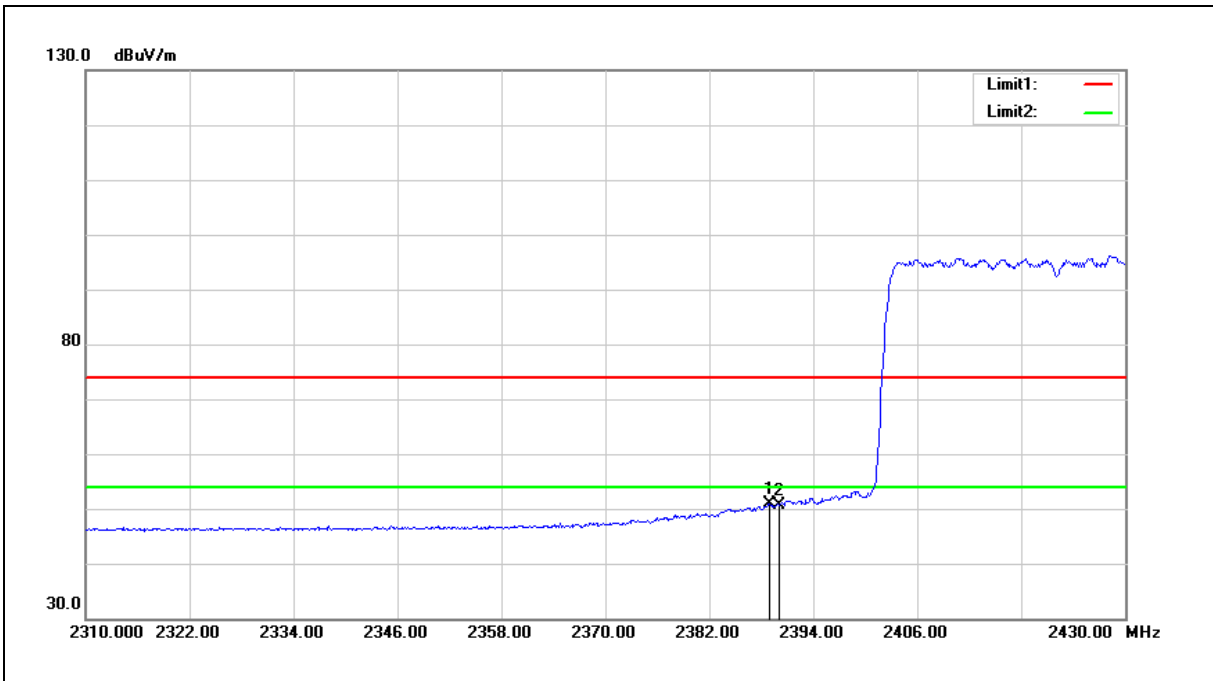
Standard:	FCC Part 15.247	Test Distance:	3 m
Test item:	Band edge		
Frequency:	2462 MHz		
Mode:	Mode 8		
Ant.Polar.:	Vertical		



No.	Frequency (MHz)	Reading (dBuV)	Correct Factor (dB/m)	Result (dBuV/m)	Limit (dBuV/m)	Margin (dB)	Remark
1	2483.500	58.87	-6.94	51.93	54.00	-2.07	AVG
2	2483.560	58.95	-6.94	52.01	54.00	-1.99	AVG

- Note: 1.Result (dBuV/m) = Correct Factor (dB/m) + Reading(dBuV).
- 2.Correction factor (dB/m) = Antenna Factor (dB/m) + Cable loss (dB) – Pre-Amplifier gain (dB).
- 3.When the peak results are less than average limit, so not need to evaluate the average.

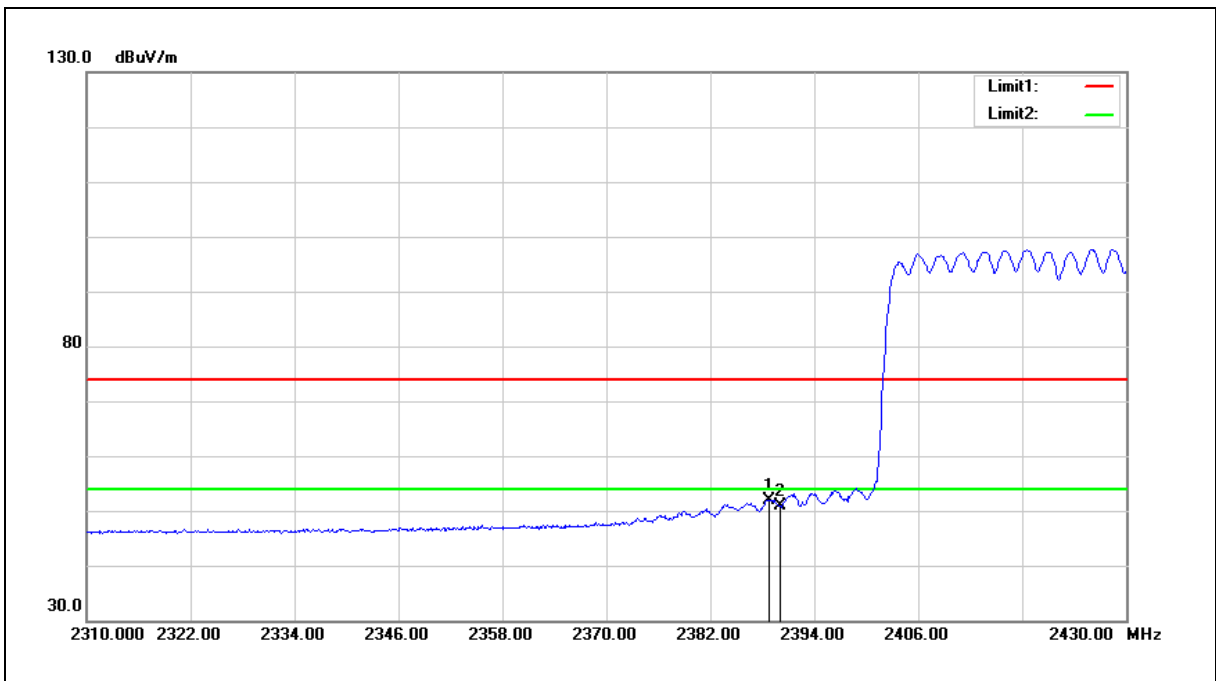
Standard:	FCC Part 15.247	Test Distance:	3 m
Test item:	Band edge		
Frequency:	2422 MHz		
Mode:	Mode 9		
Ant.Polar.:	Horizontal		



No.	Frequency (MHz)	Reading (dBuV)	Correct Factor (dB/m)	Result (dBuV/m)	Limit (dBuV/m)	Margin (dB)	Remark
1	2388.960	58.18	-7.30	50.88	54.00	-3.12	AVG
2	2390.000	58.00	-7.30	50.70	54.00	-3.30	AVG

- Note: 1.Result (dBuV/m) = Correct Factor (dB/m) + Reading(dBuV).
 2.Correction factor (dB/m) = Antenna Factor (dB/m) + Cable loss (dB) – Pre-Amplifier gain (dB).
 3.When the peak results are less than average limit, so not need to evaluate the average.

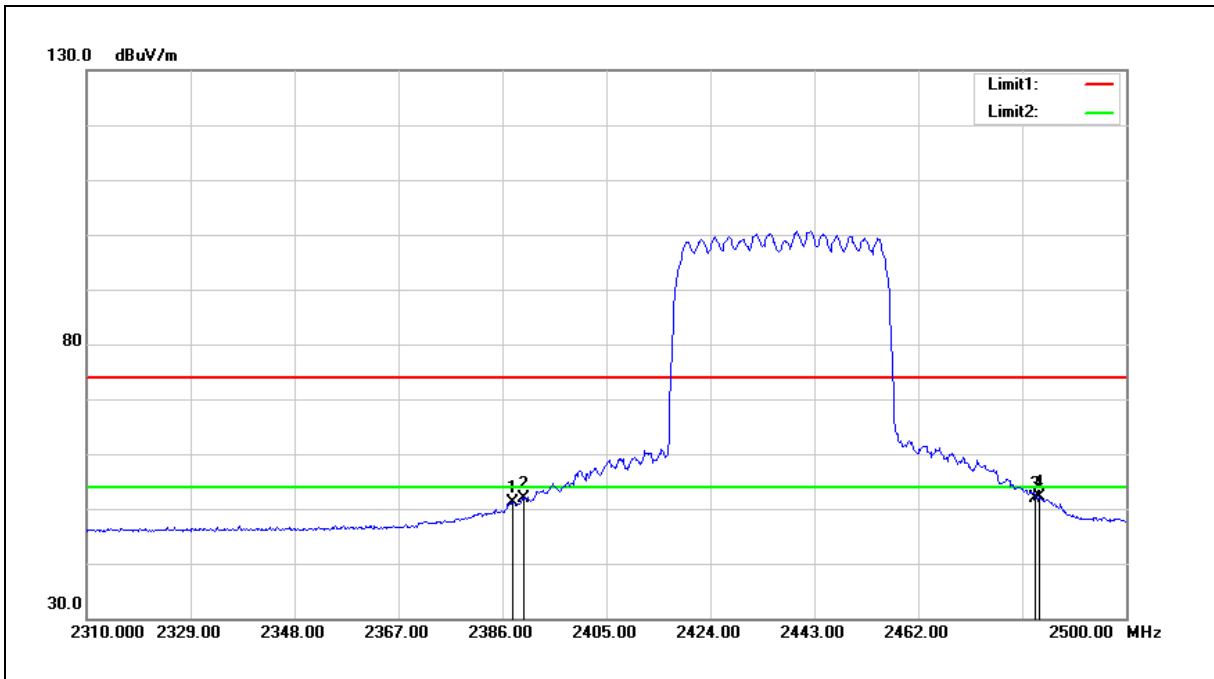
Standard:	FCC Part 15.247	Test Distance:	3 m
Test item:	Band edge		
Frequency:	2422 MHz		
Mode:	Mode 9		
Ant.Polar.:	Vertical		



No.	Frequency (MHz)	Reading (dBuV)	Correct Factor (dB/m)	Result (dBuV/m)	Limit (dBuV/m)	Margin (dB)	Remark
1	2388.720	59.30	-7.31	51.99	54.00	-2.01	AVG
2	2390.000	58.13	-7.30	50.83	54.00	-3.17	AVG

- Note: 1.Result (dBuV/m) = Correct Factor (dB/m) + Reading(dBuV).
- 2.Correction factor (dB/m) = Antenna Factor (dB/m) + Cable loss (dB) – Pre-Amplifier gain (dB).
- 3.When the peak results are less than average limit, so not need to evaluate the average.

Standard:	FCC Part 15.247	Test Distance:	3 m
Test item:	Band edge		
Frequency:	2437 MHz		
Mode:	Mode 9		
Ant.Polar.:	Horizontal		



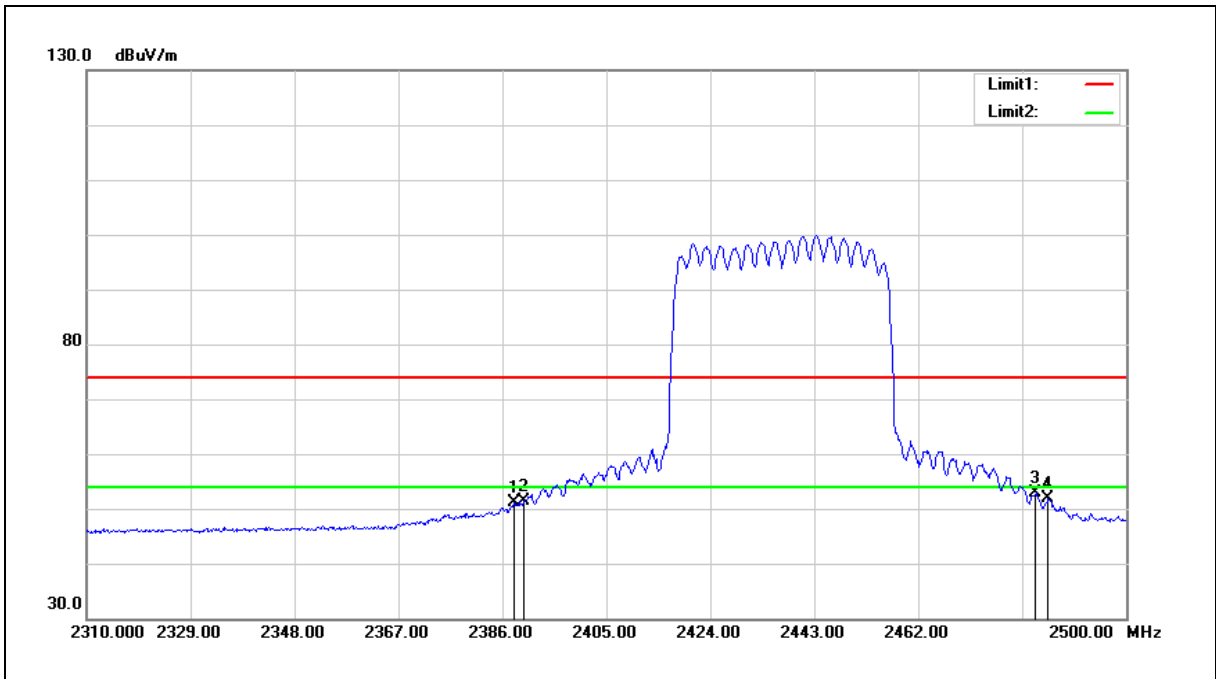
No.	Frequency (MHz)	Reading (dBuV)	Correct Factor (dB/m)	Result (dBuV/m)	Limit (dBuV/m)	Margin (dB)	Remark
1	2387.900	58.52	-7.32	51.20	54.00	-2.80	AVG
2	2390.000	59.16	-7.30	51.86	54.00	-2.14	AVG
3	2483.500	58.79	-6.94	51.85	54.00	-2.15	AVG
4	2484.040	58.94	-6.93	52.01	54.00	-1.99	AVG

Note: 1. Result (dBuV/m) = Correct Factor (dB/m) + Reading (dBuV).

2. Correction factor (dB/m) = Antenna Factor (dB/m) + Cable loss (dB) – Pre-Amplifier gain (dB).

3. When the peak results are less than average limit, so not need to evaluate the average.

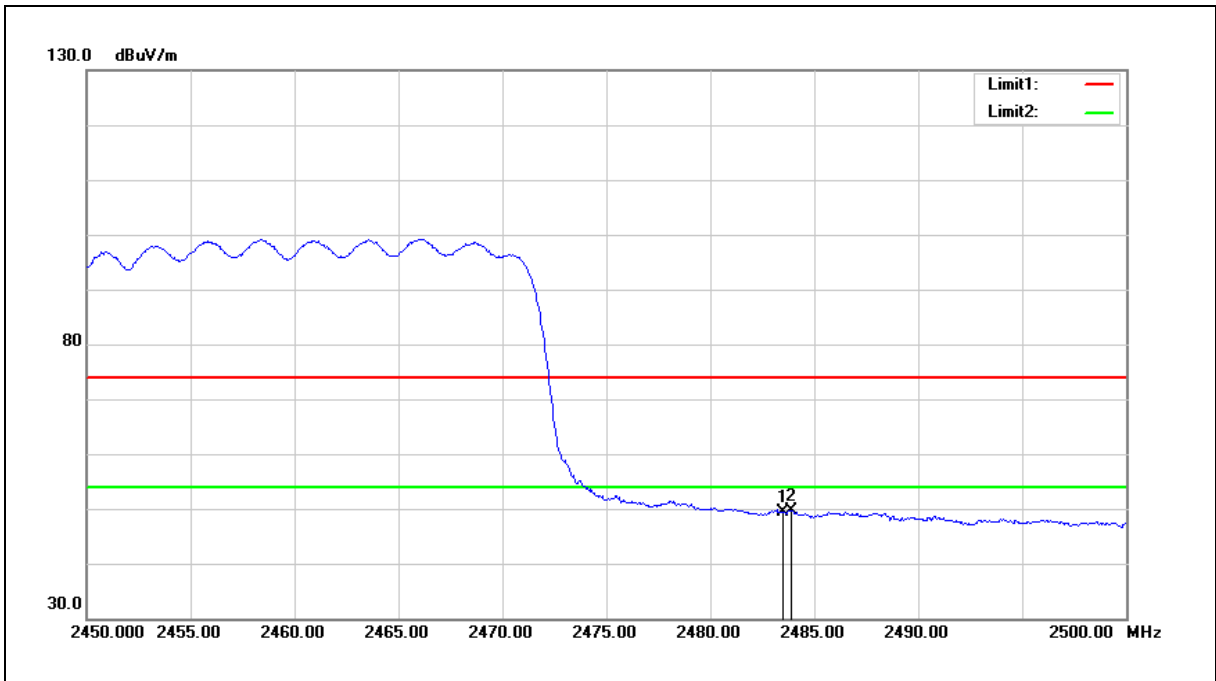
Standard:	FCC Part 15.247	Test Distance:	3 m
Test item:	Band edge		
Frequency:	2437 MHz		
Mode:	Mode 9		
Ant.Polar.:	Vertical		



No.	Frequency (MHz)	Reading (dBuV)	Correct Factor (dB/m)	Result (dBuV/m)	Limit (dBuV/m)	Margin (dB)	Remark
1	2388.090	58.47	-7.32	51.15	54.00	-2.85	AVG
2	2390.000	58.63	-7.30	51.33	54.00	-2.67	AVG
3	2483.500	59.84	-6.94	52.90	54.00	-1.10	AVG
4	2485.750	58.82	-6.92	51.90	54.00	-2.10	AVG

- Note:1.Result (dBuV/m) = Correct Factor (dB/m) + Reading(dBuV).
- 2.Correction factor (dB/m) = Antenna Factor (dB/m) + Cable loss (dB) – Pre-Amplifier gain (dB).
- 3.When the peak results are less than average limit, so not need to evaluate the average.

Standard:	FCC Part 15.247	Test Distance:	3 m
Test item:	Band edge		
Frequency:	2452 MHz		
Mode:	Mode 9		
Ant.Polar.:	Horizontal		



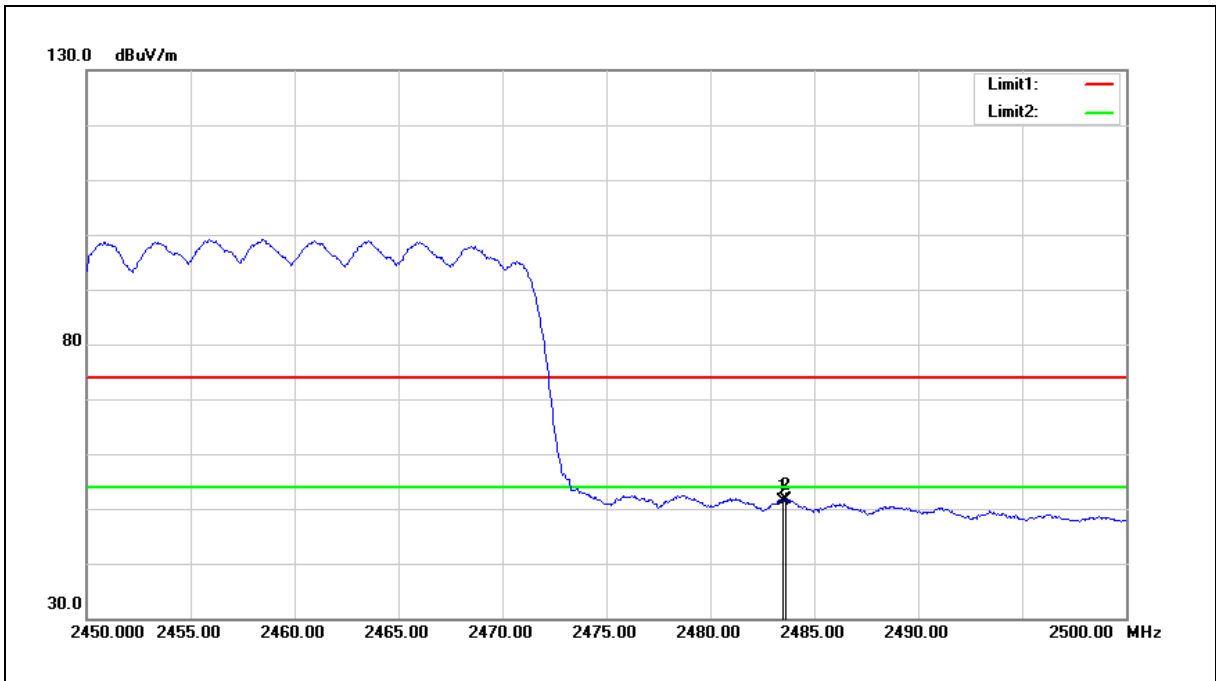
No.	Frequency (MHz)	Reading (dBuV)	Correct Factor (dB/m)	Result (dBuV/m)	Limit (dBuV/m)	Margin (dB)	Remark
1	2483.500	56.37	-6.94	49.43	74.00	-24.57	peak
2	2483.900	56.66	-6.94	49.72	74.00	-24.28	peak

Note: 1. Result (dBuV/m) = Correct Factor (dB/m) + Reading(dBuV).

2. Correction factor (dB/m) = Antenna Factor (dB/m) + Cable loss (dB) – Pre-Amplifier gain (dB).

3. When the peak results are less than average limit, so not need to evaluate the average.

Standard:	FCC Part 15.247	Test Distance:	3 m
Test item:	Band edge		
Frequency:	2452 MHz		
Mode:	Mode 9		
Ant.Polar.:	Vertical		



No.	Frequency (MHz)	Reading (dBuV)	Correct Factor (dB/m)	Result (dBuV/m)	Limit (dBuV/m)	Margin (dB)	Remark
1	2483.500	58.25	-6.94	51.31	54.00	-2.69	AVG
2	2483.650	58.68	-6.94	51.74	54.00	-2.26	AVG

- Note: 1.Result (dBuV/m) = Correct Factor (dB/m) + Reading(dBuV).
 2.Correction factor (dB/m) = Antenna Factor (dB/m) + Cable loss (dB) – Pre-Amplifier gain (dB).
 3.When the peak results are less than average limit, so not need to evaluate the average.

---END---