

RF Test Report

Applicant : Plume Design, Inc.
Product Name : SuperPod with WiFi 6
Trade Name : Plume Design, Inc.
Model Number : F4A
Applicable Standard : FCC 47 CFR PART 15 SUBPART E
ANSI C63.10:2013
Received Date : Mar. 14, 2022
Test Period : Mar. 19 ~ May 30, 2022
Issued Date : Jun. 28, 2022

Issued by

A Test Lab Techno Corp.
No. 140-1, Changan Street, Bade District,
Taoyuan City 334025, Taiwan (R.O.C.)
Tel : +886-3-2710188 / Fax : +886-3-2710190



Taiwan Accreditation Foundation accreditation number: 1330
Frequency Range : 9 kHz to 40 GHz
Test Firm MRA designation number: TW0010

Note:

- 1.The test results are valid only for samples provided by customers and under the test conditions described in this report.
- 2.This report shall not be reproduced except in full, without the written approval of A Test Lab Technology Corporation.
- 3.The relevant information is provided by customers in this test report. According to the correctness, appropriateness or completeness of the information provided by the customer, if there is any doubt or error in the information which affects the validity of the test results, the laboratory does not take the responsibility.

Revision History

Rev.	Issued Date	Revisions	Revised By
00	Jun. 17, 2022	Initial Issue	Snow Wang
01	Jun. 28, 2022	Update chapter 3.1 (P.13) Update chapter 3.4 (P.35)	Snow Wang

Verification of Compliance

Applicant : Plume Design, Inc.

Product Name : SuperPod with WiFi 6

Trade Name : Plume Design, Inc.

Model Number : F4A

FCC ID : 2AG7G-F4A

Applicable Standard : FCC 47 CFR PART 15 SUBPART E
ANSI C63.10:2013

Test Result : Complied

Performing Lab. : A Test Lab Techno Corp.
No. 140-1, Changan Street, Bade District,
Taoyuan City 334025, Taiwan (R.O.C.)
Tel : +886-3-2710188 / Fax : +886-3-2710190
Taiwan Accreditation Foundation accreditation number: 1330



A Test Lab Techno Corp. tested the above equipment in accordance with the requirements set forth in the above standards. All indications of Pass/Fail in this report are opinions expressed by A Test Lab Techno Corp. based on interpretations and/or observations of test results. The test results show that the equipment tested is capable of demonstrating compliance with the requirements as documented in this report.

Approved By : _____
(Kai Yu Yang)

TABLE OF CONTENTS

1	General Information	5
	1.1. Summary of Test Result	5
	1.2. Measurement Uncertainty	6
2	EUT Description	7
3	Test Methodology	11
	3.1. Mode of Operation.....	11
	3.2. EUT Test Step.....	32
	3.3. Configuration of Test System Details.....	33
	3.4. Test Instruments	34
	3.5. Test Site Environment	36
4	Measurement Procedure	37
	4.1. AC Power Conducted Emission Measurement	37
	4.2. Transmitter Radiated Emissions Measurement.....	39
	4.3. Maximum Conducted Output Power and Transmit power control Measurement	44
	4.4. 26 dB RF Bandwidth Measurement	46
	4.5. 6 dB RF Bandwidth Measurement	47
	4.6. Maximum Power Spectral Density Measurement.....	48
	4.7. Automatically discontinue transmission.....	50
	4.8. Antenna Requirement	50
5	Test Results	53
	5.1. Conducted Emission	53
	5.2. Conducted Test Results.....	55

Appendix A. Radiated Emission Measurement

Appendix B. Test Setup Photographs

1 General Information

1.1. Summary of Test Result

Standard	Item	Result	Remark
15.407(b)(9) 15.207	AC Power Conducted Emission	PASS	---
15.407(b) 15.205 / 15.209	Transmitter Radiated Emissions	PASS	---
15.407(a)	Maximum Conducted Output Power	PASS	---
15.407(a)	26 dB RF Bandwidth	Reference	---
15.407(e)	6 dB RF Bandwidth	PASS	---
15.407(a)	Maximum Power Spectral Density	PASS	---
15.407(c)	Automatically discontinue transmission	PASS	---
15.407(a) 15.203	Antenna Requirement	PASS	---

Decision Rule

- Uncertainty is not included.
- Uncertainty is included.

Standard	Description
CFR47, Part 15, Subpart C	Intentional Radiators
CFR47, Part 15, Subpart E	Unlicensed National Information Infrastructure Devices
ANSI C63. 10: 2013	American National Standard of Procedures for Compliance Testing of Unlicensed Wireless Devices
KDB789033: D02	Guidelines for Compliance Testing of Unlicensed National Information Infrastructure (U-NII) Devices Part 15, Subpart E
KDB 662911 D01 v02r01	Emissions Testing of Transmitters with Multiple Outputs in the Same Band (e.g., MIMO, Smart Antenna, etc)

1.2. Measurement Uncertainty

Test Item	Frequency Range	Uncertainty
Conducted Emission	150 kHz ~ 30 MHz	2.7 dB
Radiated Emission	9 kHz ~ 30 MHz	2.2 dB
	30 MHz ~ 1000 MHz	5.1 dB
	1000 MHz ~ 18000 MHz	5.2 dB
	18000 MHz ~ 26500 MHz	4.6 dB
	26500 MHz ~ 40000 MHz	4.6 dB
Conducted Output Power		1.1 dB
RF Bandwidth		4.7 %
Power Spectral Density		1.1 dB
Frequency Stability		1.3×10^{-7}
Duty Cycle		1.1 %
Time Occupancy		1.5 %

2 EUT Description

Applicant	Plume Design, Inc. 325 Lytton Ave., Palo Alto, CA 94301			
Product Name	SuperPod with WiFi 6			
Trade Name	Plume Design, Inc.			
Model Number	F4A			
FCC ID	2AG7G-F4A			
Operate Frequency	Frequency Band		Frequency Range (MHz)	Number of Channels
	802.11a / 802.11n HT20 / 802.11ac VHT20 / 802.11ax HE20	U-NII Band 1	5180 – 5240	4
		U-NII Band 2-A	5260 – 5320	4
		U-NII Band 2-C	5500 – 5700	11
		Straddle band	5720	1
		U-NII Band 3	5745 – 5825	5
	802.11n HT40 / 802.11ac VHT40 / 802.11ax HE40	U-NII Band 1	5190 – 5230	2
		U-NII Band 2-A	5270 – 5310	2
		U-NII Band 2-C	5510 – 5670	5
		Straddle band	5710	1
		U-NII Band 3	5755 – 5795	2
	802.11ac VHT80 / 802.11ax HE80	U-NII Band 1	5210	1
		U-NII Band 2-A	5290	1
		U-NII Band 2-C	5530 – 5610	2
		Straddle band	5690	1
		U-NII Band 3	5775	1
802.11ac VHT160 / 802.11ax HE160	U-NII Band 1	5250	1	
	U-NII Band 2-A			
Modulation Type	OFDM/OFDMA			
Antenna Delivery	Reference section 3.1			
Operate Temp. Range	-30 ~ +50 °C			
EUT Power Rating	100-240 V, 50-60 Hz, 0.45 A			

Antenna information				
Type	Antenna		Frequency	Max. Gain (dBi)
PIFA Antenna	5G L1	ANT-0	U-NII Band 1	3.30
			U-NII Band 2-A	3.20
	5G L2	ANT-1	U-NII Band 1	2.20
			U-NII Band 2-A	2.10
	5G L3	ANT-2	U-NII Band 1	3.00
			U-NII Band 2-A	3.10
	5G L4	ANT-3	U-NII Band 1	3.70
			U-NII Band 2-A	3.70
	5G H1	ANT-0	U-NII Band 2-C	4.10
			U-NII Band 3	2.80
	5G H2	ANT-1	U-NII Band 2-C	2.30
			U-NII Band 3	2.40

Equipment Type		
Outdoor access point	point-to-point	---
	point-to-multipoint	---
Indoor access point		V
Fixed point-to-point access points		---
Client devices		---

EUT Modify Description :

<p>Modify Description: (1)The differences between the original EUT and new one (Hardware removal only): Remove UWB function. (2)Update model number.</p> <p>After the verification of worst cast of AC Power Conducted Emission and Transmitter Radiated Emissions (Below 1 GHz), all test data can be referred to the original report and showed in this report.</p> <p>Original Report : 2205FR25 Rev.00 Modify: 2205FR27 Rev.00</p>

Frequency Band		RF Output Power (W)
802.11a	U-NII Band 1	0.473
	U-NII Band 2-A	0.180
	U-NII Band 2-C	0.132
	U-NII Band 3	0.451
802.11n HT20	U-NII Band 1	0.496
	U-NII Band 2-A	0.204
	U-NII Band 2-C	0.157
	U-NII Band 3	0.412
802.11n HT40	U-NII Band 1	0.674
	U-NII Band 2-A	0.241
	U-NII Band 2-C	0.246
	U-NII Band 3	0.424
802.11ac VHT20	U-NII Band 1	0.508
	U-NII Band 2-A	0.206
	U-NII Band 2-C	0.158
	U-NII Band 3	0.416
802.11ac VHT40	U-NII Band 1	0.686
	U-NII Band 2-A	0.245
	U-NII Band 2-C	0.247
	U-NII Band 3	0.427
802.11ac VHT80	U-NII Band 1	0.239
	U-NII Band 2-A	0.229
	U-NII Band 2-C	0.245
	U-NII Band 3	0.287
802.11ac VHT160	U-NII Band 1	0.119
	U-NII Band 2-A	0.120
802.11ax HE20	U-NII Band 1	0.566
	U-NII Band 2-A	0.209
	U-NII Band 2-C	0.157
	U-NII Band 3	0.421
802.11ax HE40	U-NII Band 1	0.700
	U-NII Band 2-A	0.246
	U-NII Band 2-C	0.249
	U-NII Band 3	0.433
802.11ax HE80	U-NII Band 1	0.244
	U-NII Band 2-A	0.232
	U-NII Band 2-C	0.249
	U-NII Band 3	0.289
802.11ax HE160	U-NII Band 1	0.144
	U-NII Band 2-A	0.144

Beamforming on

Frequency Band		RF Output Power (W)
802.11n HT20	U-NII Band 1	0.253
	U-NII Band 2-A	0.106
	U-NII Band 2-C	0.072
	U-NII Band 3	0.206
802.11n HT40	U-NII Band 1	0.307
	U-NII Band 2-A	0.122
	U-NII Band 2-C	0.129
	U-NII Band 3	0.222
802.11ac VHT20	U-NII Band 1	0.259
	U-NII Band 2-A	0.108
	U-NII Band 2-C	0.073
	U-NII Band 3	0.210
802.11ac VHT40	U-NII Band 1	0.314
	U-NII Band 2-A	0.123
	U-NII Band 2-C	0.131
	U-NII Band 3	0.225
802.11ac VHT80	U-NII Band 1	0.102
	U-NII Band 2-A	0.101
	U-NII Band 2-C	0.121
	U-NII Band 3	0.142
802.11ac VHT160	U-NII Band 1	0.042
	U-NII Band 2-A	0.042
802.11ax HE20	U-NII Band 1	0.289
	U-NII Band 2-A	0.110
	U-NII Band 2-C	0.079
	U-NII Band 3	0.215
802.11ax HE40	U-NII Band 1	0.320
	U-NII Band 2-A	0.125
	U-NII Band 2-C	0.132
	U-NII Band 3	0.227
802.11ax HE80	U-NII Band 1	0.104
	U-NII Band 2-A	0.101
	U-NII Band 2-C	0.125
	U-NII Band 3	0.144
802.11ax HE160	U-NII Band 1	0.053
	U-NII Band 2-A	0.053

3 Test Methodology

3.1. Mode of Operation

Decision of Test ATL has verified the construction and function in typical operation. All the test modes were carried out with the EUT in normal operation, which was shown in this test report and defined as:

Pre-Test Mode
Transmit mode
802.11a
802.11n HT20
802.11n HT40
802.11ac VHT20
802.11ac VHT40
802.11ac VHT80
802.11ac VHT160
802.11ax HE20
802.11ax HE40
802.11ax HE80
802.11ax HE160

Final-Test Mode
Transmit mode
802.11a
802.11ax HE20
802.11ax HE40
802.11ax HE80
802.11ax HE160

Software used to control the EUT for staying in continuous transmitting mode was programmed.

After verification, all tests were carried out with the worst case test modes.

Note 1: This product supports normal mode and Beamforming on mode. According to power table, the normal mode is worst power. So, normal mode has to test and record results for Conducted.

Note 2: Investigation has been done on all the possible configurations for searching the worst cases (HE20/HE40/HE80 covers HT20/HT40/VHT20/VHT40/VHT80). The table is a list of the test modes show in this test report.

Note 3: IEEE 802.11ax test results only support Full RU.

Low Band B1 & B2A					
Test Mode	ANT-0	ANT-1	ANT-2	ANT-3	ANT-0+1+2+3
802.11a	V	V	V	V	V
802.11n HT20	V	V	V	V	V
802.11n HT40	V	V	V	V	V
802.11ac VHT20	V	V	V	V	V
802.11ac VHT40	V	V	V	V	V
802.11ac VHT80	V	V	V	V	V
802.11ac VHT160	V	V	V	V	V
802.11ax HE20	V	V	V	V	V
802.11ax HE40	V	V	V	V	V
802.11ax HE80	V	V	V	V	V
802.11ax HE160	V	V	V	V	V

High Band B2C & B3			
Test Mode	ANT-0	ANT-1	ANT-0+1
802.11a	V	V	V
802.11n HT20	V	V	V
802.11n HT40	V	V	V
802.11ac VHT20	V	V	V
802.11ac VHT40	V	V	V
802.11ac VHT80	V	V	V
802.11ac VHT160	V	V	V
802.11ax HE20	V	V	V
802.11ax HE40	V	V	V
802.11ax HE80	V	V	V
802.11ax HE160	V	V	V

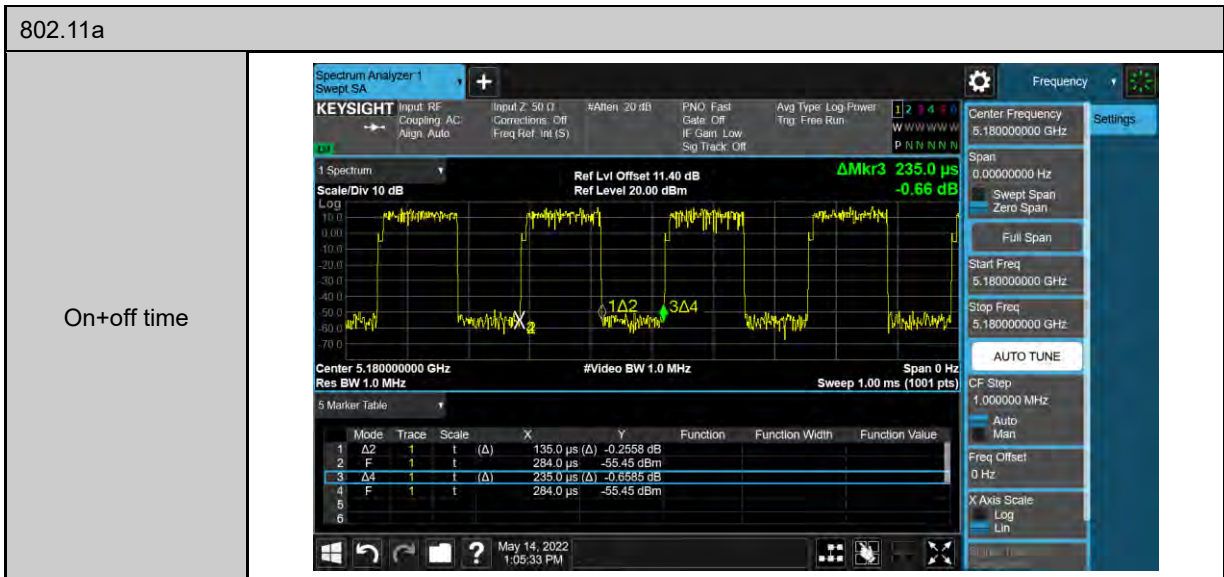
Test Mode	Antenna Delivery	Data Rate (Mbps)	Band	Test Channel
802.11a	4TX (CDD)	6	U-NII Band 1	36, 40, 48
	2TX (CDD)		U-NII Band 2-A	52, 56, 64
			U-NII Band 2-C	100, 112, 140, 144
			U-NII Band 3	144, 149, 157, 165
802.11n HT20	4TX (CDD/Beamforming on)	26	U-NII Band 1	36, 40, 48
	2TX (CDD/Beamforming on)	13	U-NII Band 2-A	52, 56, 64
			U-NII Band 2-C	100, 112, 140, 144
			U-NII Band 3	144, 149, 157, 165
802.11n HT40	4TX (CDD/Beamforming on)	54	U-NII Band 1	38, 46
	2TX (CDD/Beamforming on)	27	U-NII Band 2-A	54, 62
			U-NII Band 2-C	102, 110, 134, 142
			U-NII Band 3	142, 151, 159
802.11ac VHT20	4TX (CDD/Beamforming on)	26	U-NII Band 1	36, 40, 48
	2TX (CDD/Beamforming on)	13	U-NII Band 2-A	52, 56, 64
			U-NII Band 2-C	100, 112, 140, 144
			U-NII Band 3	144, 149, 157, 165
802.11ac VHT40	4TX (CDD/Beamforming on)	54	U-NII Band 1	38, 46
	2TX (CDD/Beamforming on)	27	U-NII Band 2-A	54, 62
			U-NII Band 2-C	102, 110, 134, 142
			U-NII Band 3	142, 151, 159
802.11ac VHT80	4TX (CDD/Beamforming on)	117.2	U-NII Band 1	42
	2TX (CDD/Beamforming on)	58.2	U-NII Band 2-A	58
			U-NII Band 2-C	106, 122, 138
			U-NII Band 3	138, 155
802.11ac VHT160	4TX (CDD/Beamforming on)	234	U-NII Band 1 & U-NII Band 2-A	50
802.11ax HE20	4TX (CDD/Beamforming on)	MCS0	U-NII Band 1	36, 40, 48
	2TX (CDD/Beamforming on)		U-NII Band 2-A	52, 56, 64
			U-NII Band 2-C	100, 112, 140, 144
			U-NII Band 3	144, 149, 157, 165
802.11ax HE40	4TX (CDD/Beamforming on)	MCS0	U-NII Band 1	38, 46
	2TX (CDD/Beamforming on)		U-NII Band 2-A	54, 62
			U-NII Band 2-C	102, 110, 134, 142
			U-NII Band 3	142, 151, 159
802.11ax HE80	4TX (CDD/Beamforming on)	MCS0	U-NII Band 1	42
	2TX (CDD/Beamforming on)		U-NII Band 2-A	58
			U-NII Band 2-C	106, 122, 138
			U-NII Band 3	138, 155
802.11ax HE160	4TX (CDD/Beamforming on)	MCS0	U-NII Band 1 & U-NII Band 2-A	50

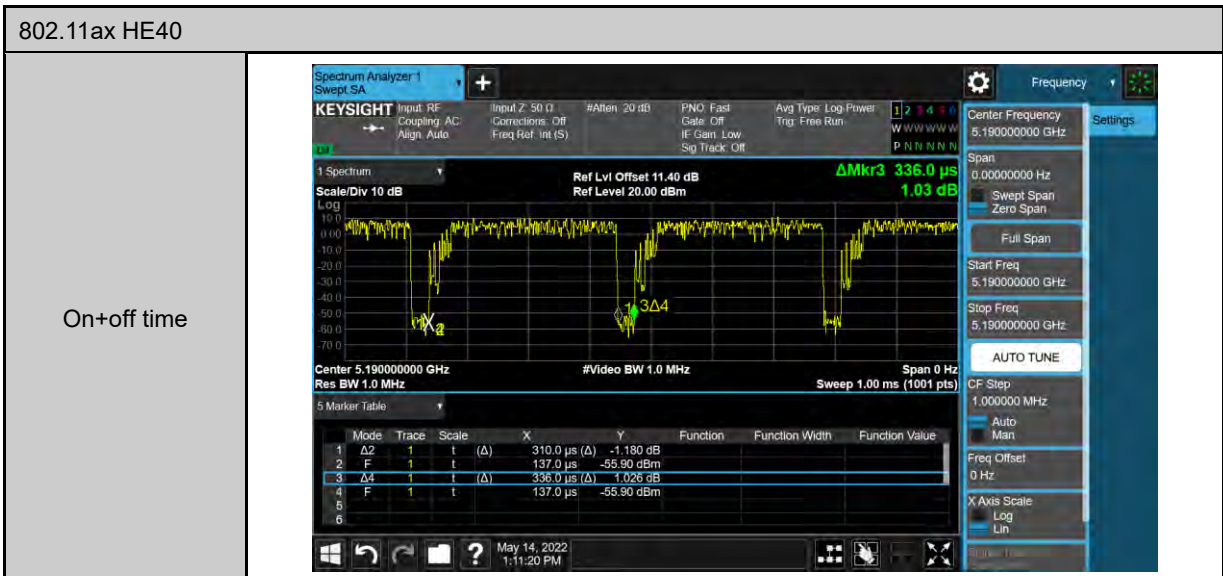
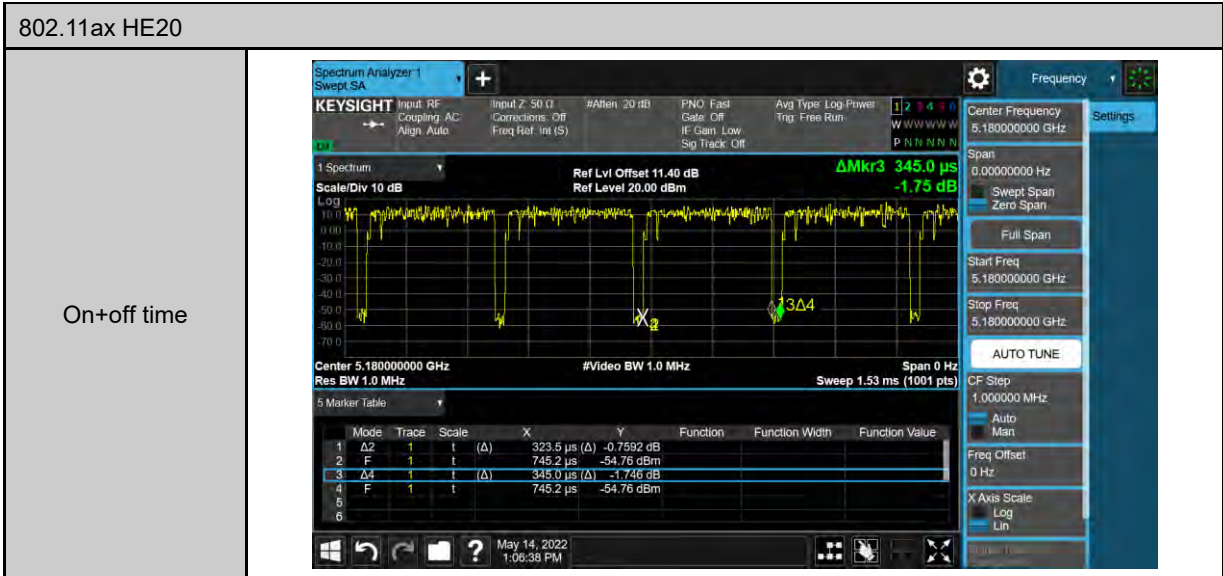
Duty cycle

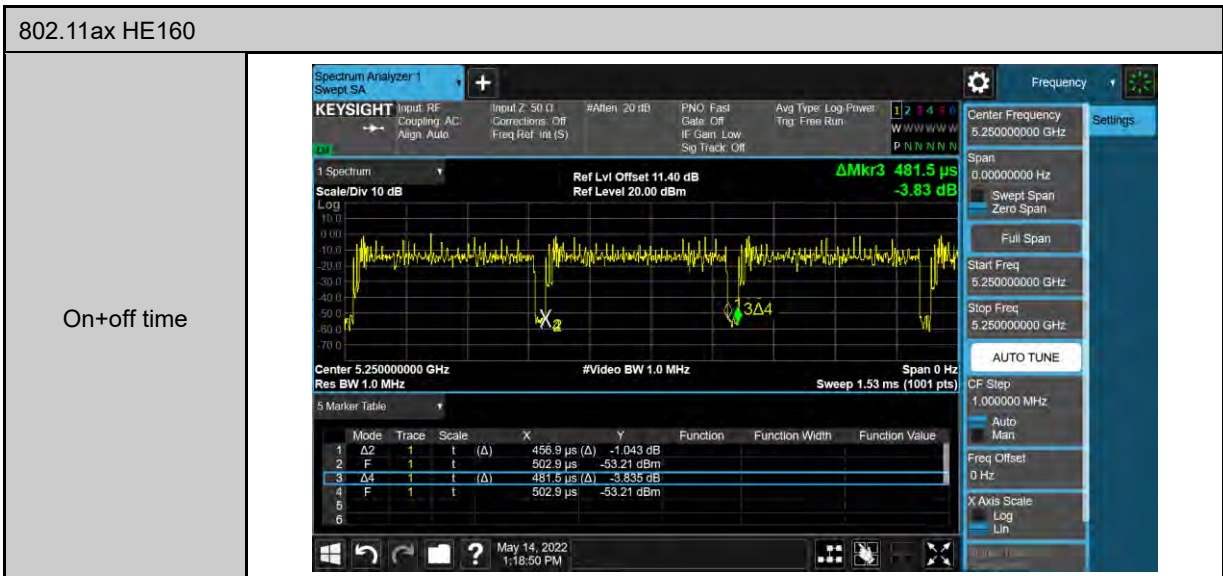
Low Band B1 & B2A 1X1

Test Mode	Frequency (MHz)	on time (ms)	on+off time (ms)	Duty cycle	Duty Factor (dB)	1/T Minimum VBW (kHz)
802.11a	5180	0.135	0.235	0.574	2.407	7.407
802.11ax HE20	5180	0.324	0.345	0.938	0.279	3.091
802.11ax HE40	5190	0.310	0.336	0.923	0.350	3.226
802.11ax HE80	5210	0.297	0.322	0.922	0.351	3.367
802.11ax HE160	5250	0.457	0.482	0.949	0.228	2.189

Duty Cycle Graphs



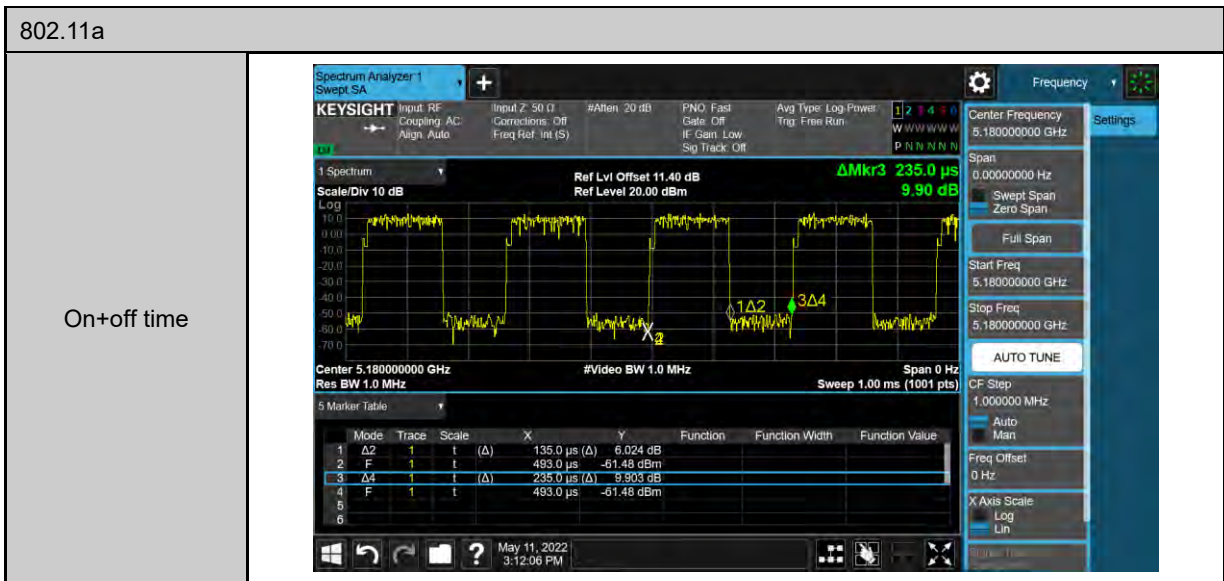


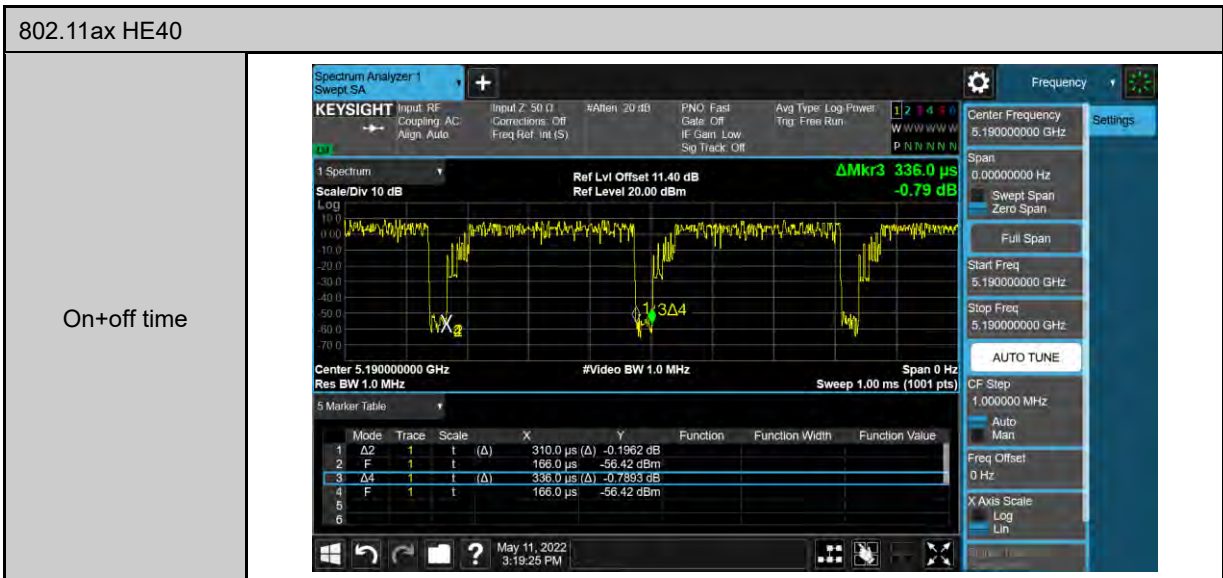
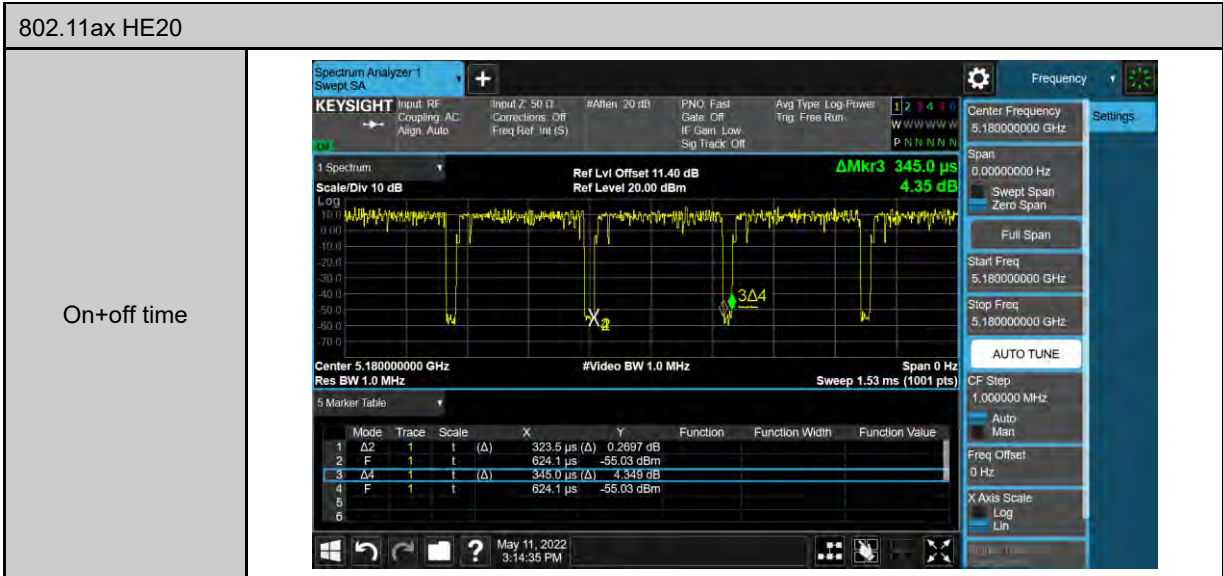


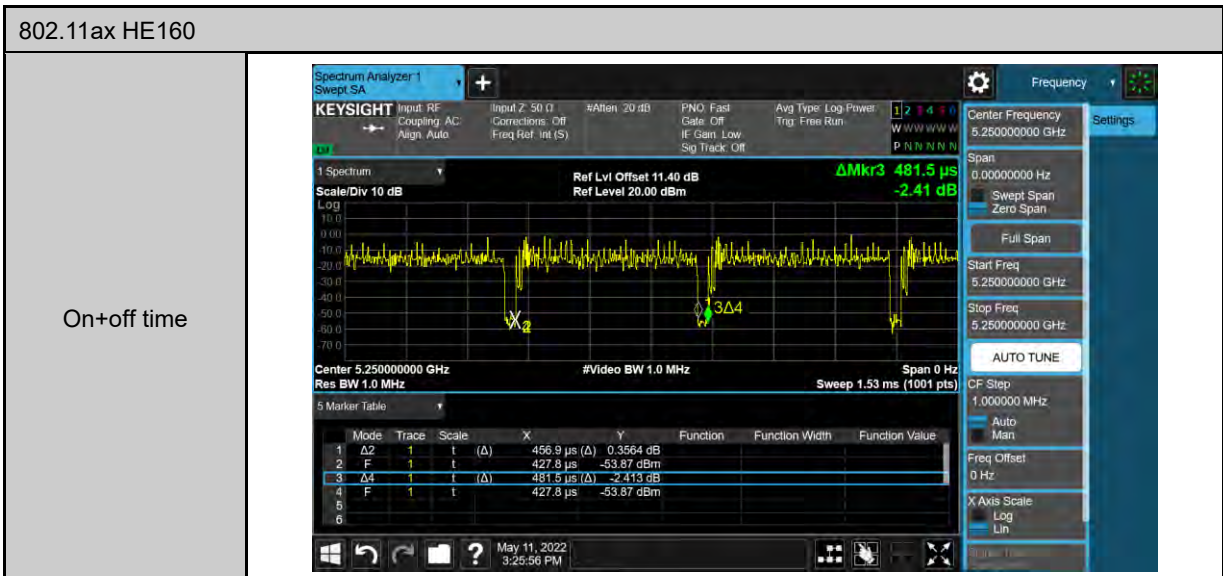
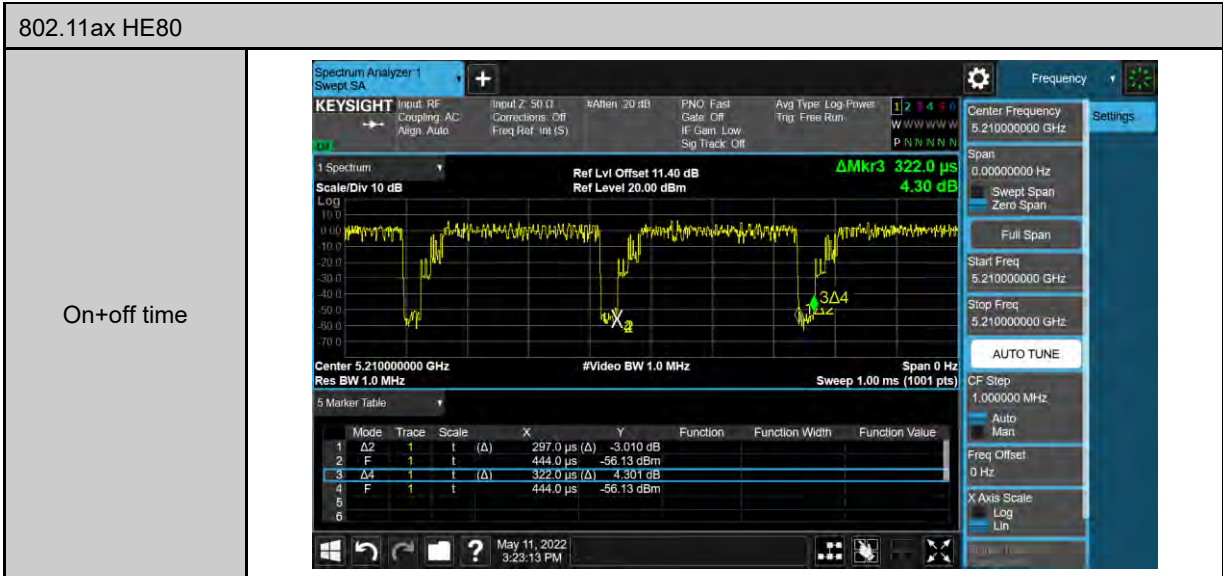
Low Band B1 & B2A 2X2

Test Mode	Frequency (MHz)	on time (ms)	on+off time (ms)	Duty cycle	Duty Factor (dB)	1/T Minimum VBW (kHz)
802.11a	5180	0.135	0.235	0.574	2.407	7.407
802.11ax HE20	5180	0.324	0.345	0.938	0.279	3.091
802.11ax HE40	5190	0.310	0.336	0.923	0.350	3.226
802.11ax HE80	5210	0.297	0.322	0.922	0.351	3.367
802.11ax HE160	5250	0.457	0.482	0.949	0.228	2.189

Duty Cycle Graphs



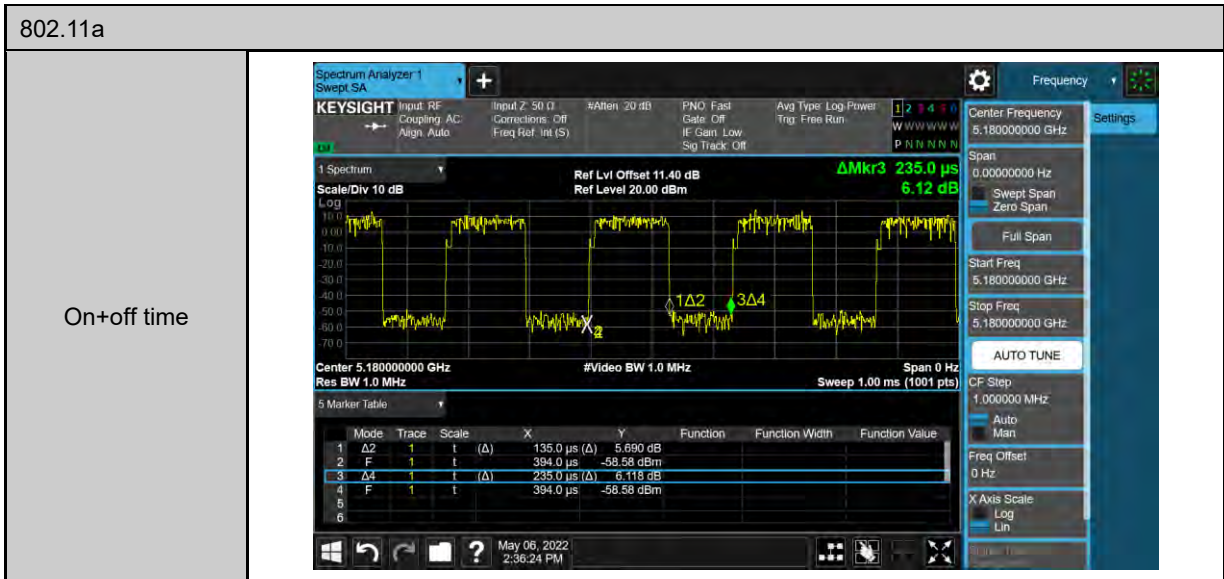


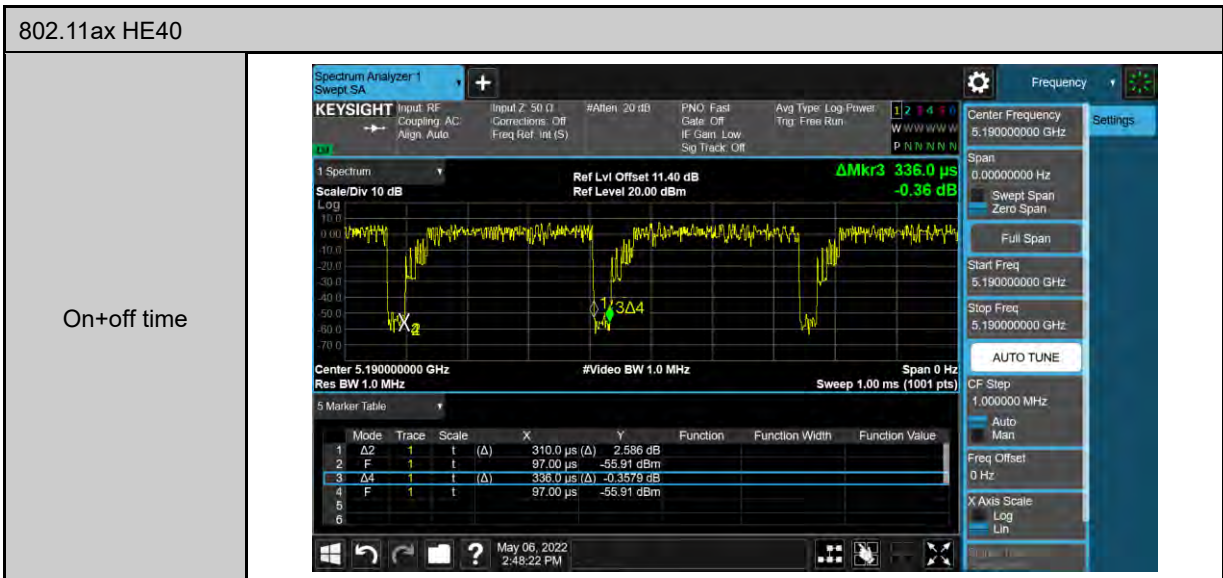
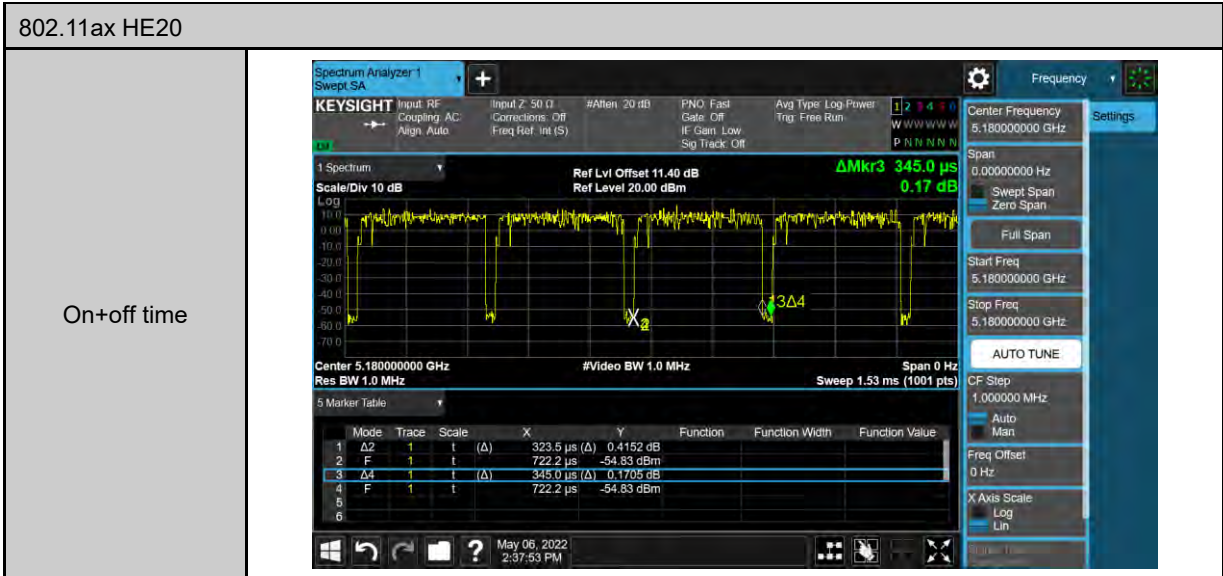


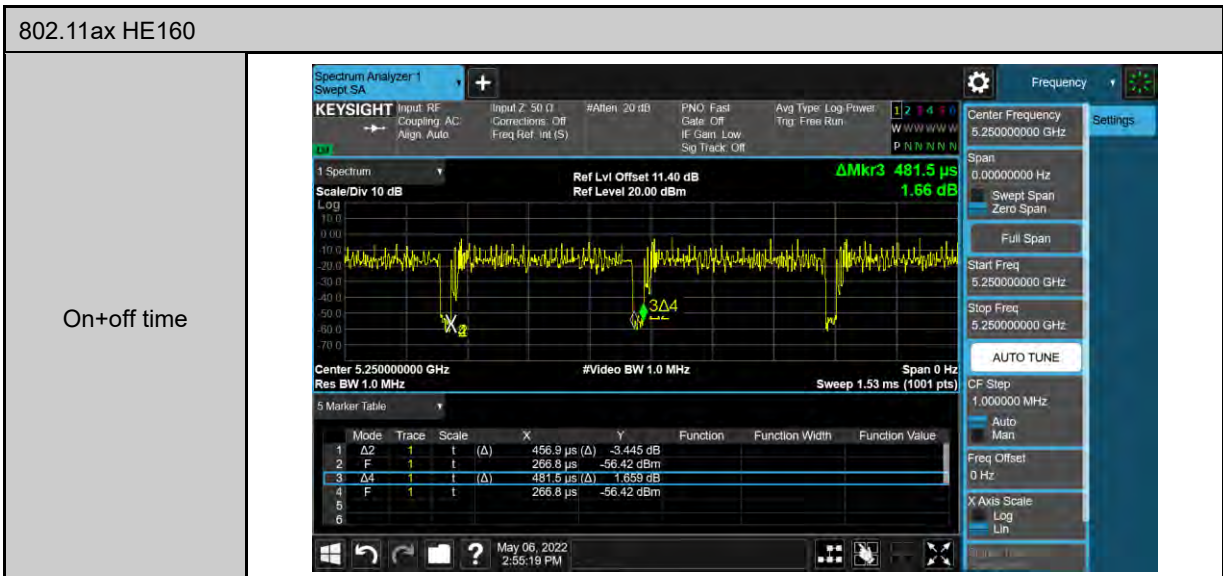
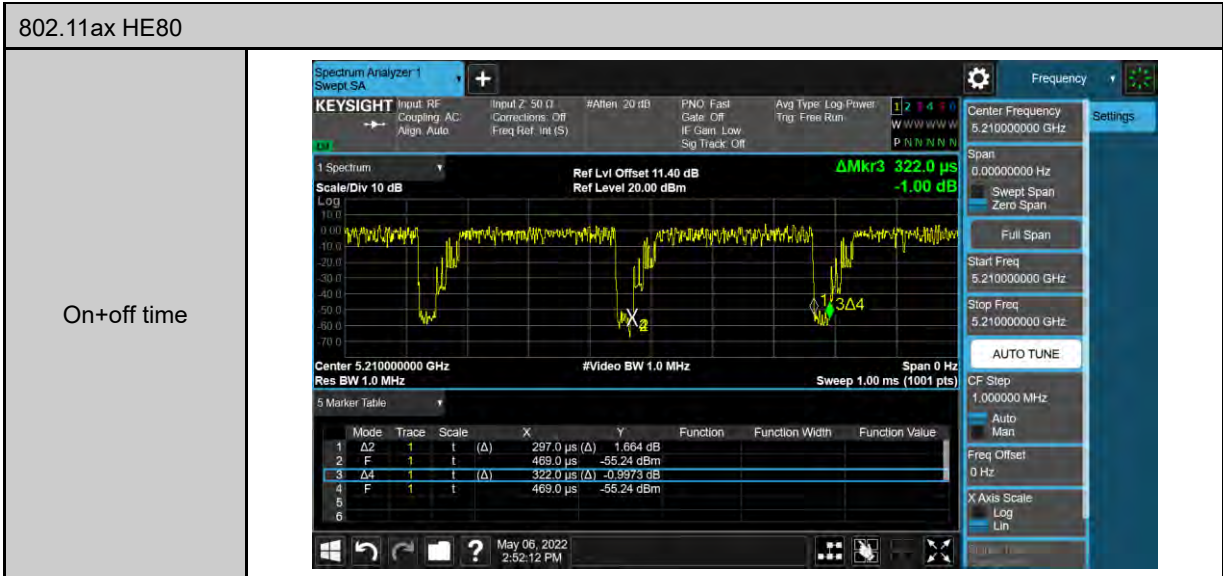
Low Band B1 & B2A 3X3

Test Mode	Frequency (MHz)	on time (ms)	on+off time (ms)	Duty cycle	Duty Factor (dB)	1/T Minimum VBW (kHz)
802.11a	5180	0.135	0.235	0.574	2.407	7.407
802.11ax HE20	5180	0.324	0.345	0.938	0.279	3.091
802.11ax HE40	5190	0.310	0.336	0.923	0.350	3.226
802.11ax HE80	5210	0.297	0.322	0.922	0.351	3.367
802.11ax HE160	5250	0.457	0.482	0.949	0.228	2.189

Duty Cycle Graphs



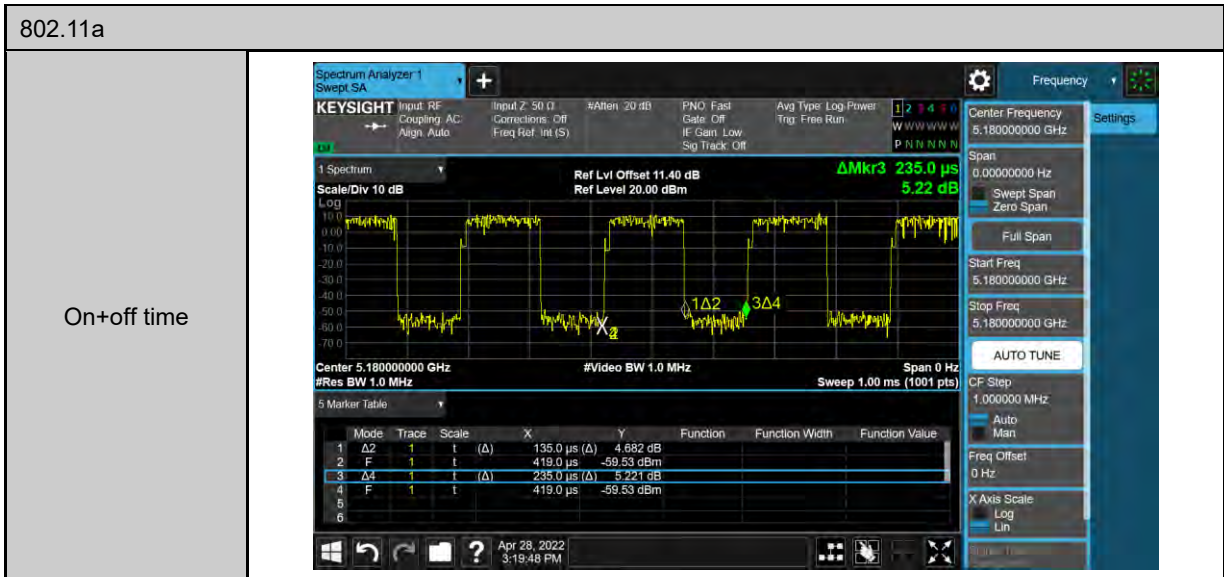


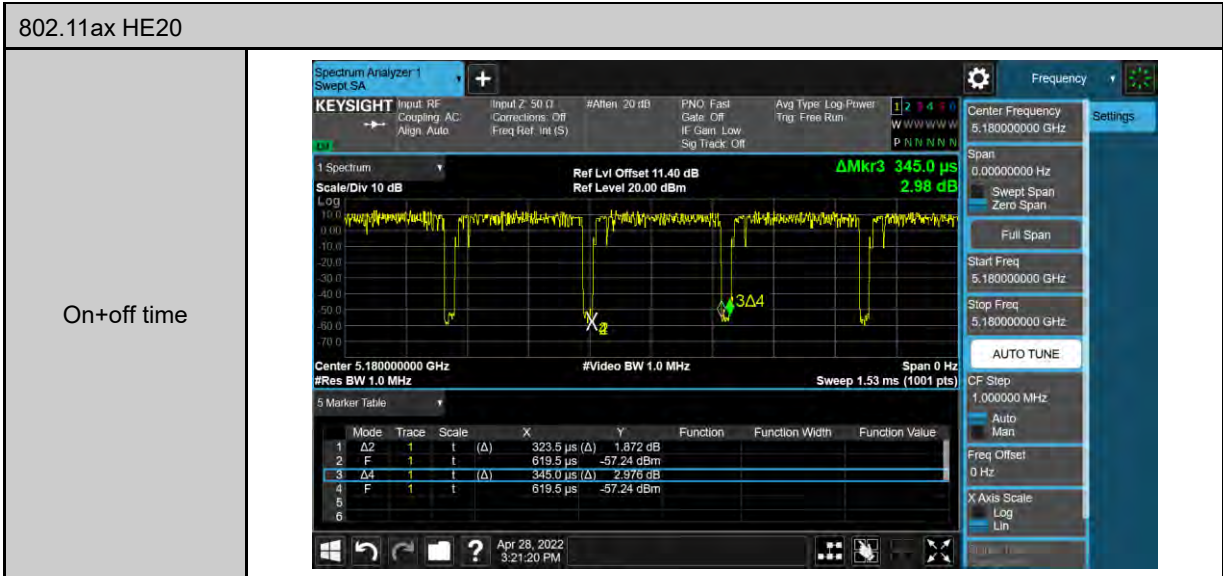


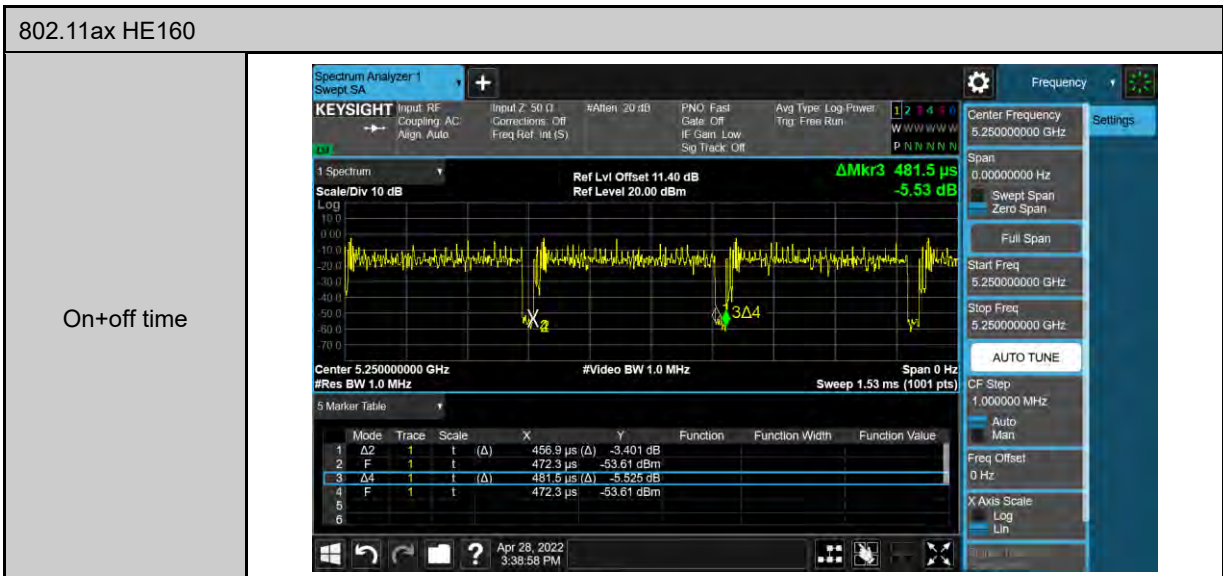
Low Band B1 & B2A 4X4

Test Mode	Frequency (MHz)	on time (ms)	on+off time (ms)	Duty cycle	Duty Factor (dB)	1/T Minimum VBW (kHz)
802.11a	5180	0.135	0.235	0.574	2.407	7.407
802.11ax HE20	5180	0.324	0.345	0.938	0.279	3.091
802.11ax HE40	5190	0.310	0.336	0.923	0.350	3.226
802.11ax HE80	5210	0.297	0.322	0.922	0.351	3.367
802.11ax HE160	5250	0.457	0.482	0.949	0.228	2.189

Duty Cycle Graphs



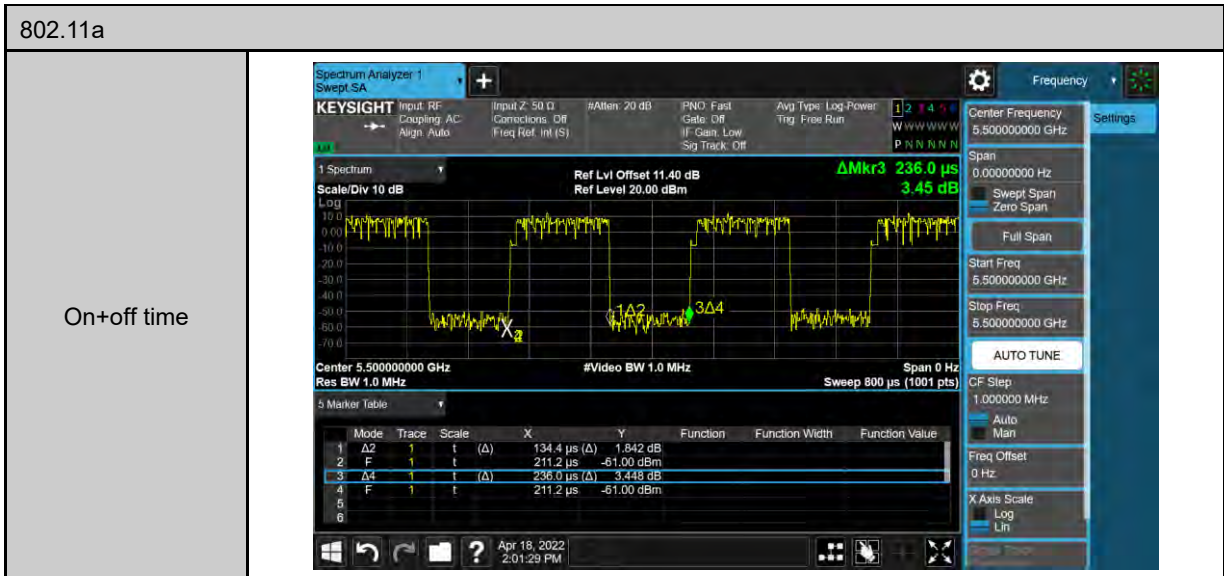


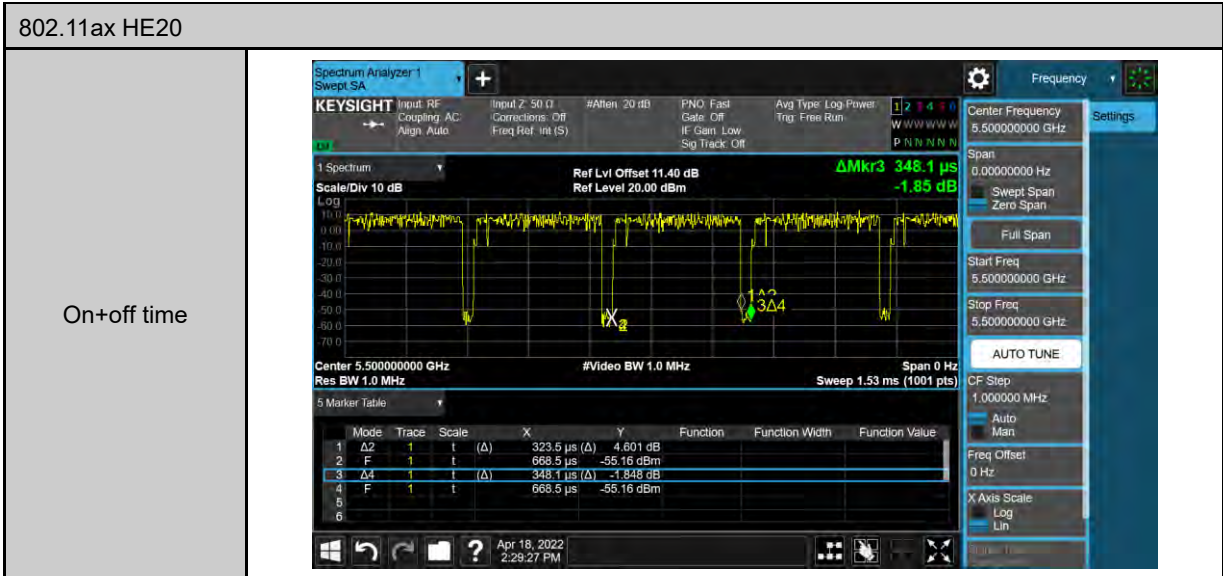


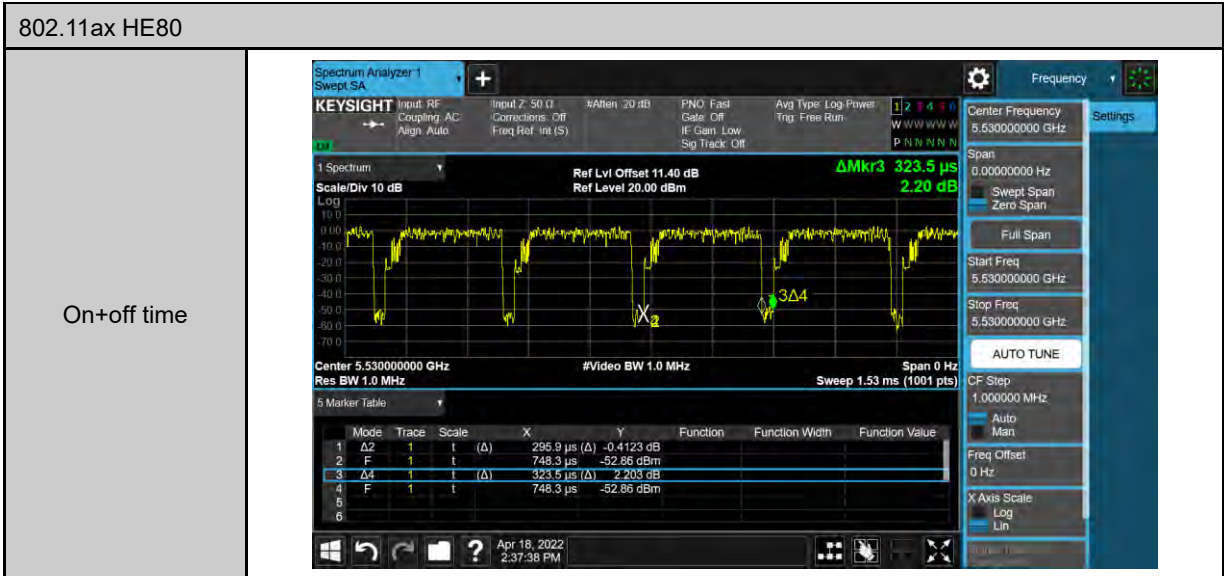
High Band B2C & B3 1X1

Test Mode	Frequency (MHz)	on time (ms)	on+off time (ms)	Duty cycle	Duty Factor (dB)	1/T Minimum VBW (kHz)
802.11a	5500	0.134	0.236	0.569	2.445	7.440
802.11ax HE20	5500	0.324	0.348	0.929	0.318	3.091
802.11ax HE40	5510	0.311	0.339	0.919	0.369	3.212
802.11ax HE80	5530	0.296	0.324	0.915	0.387	3.380

Duty Cycle Graphs



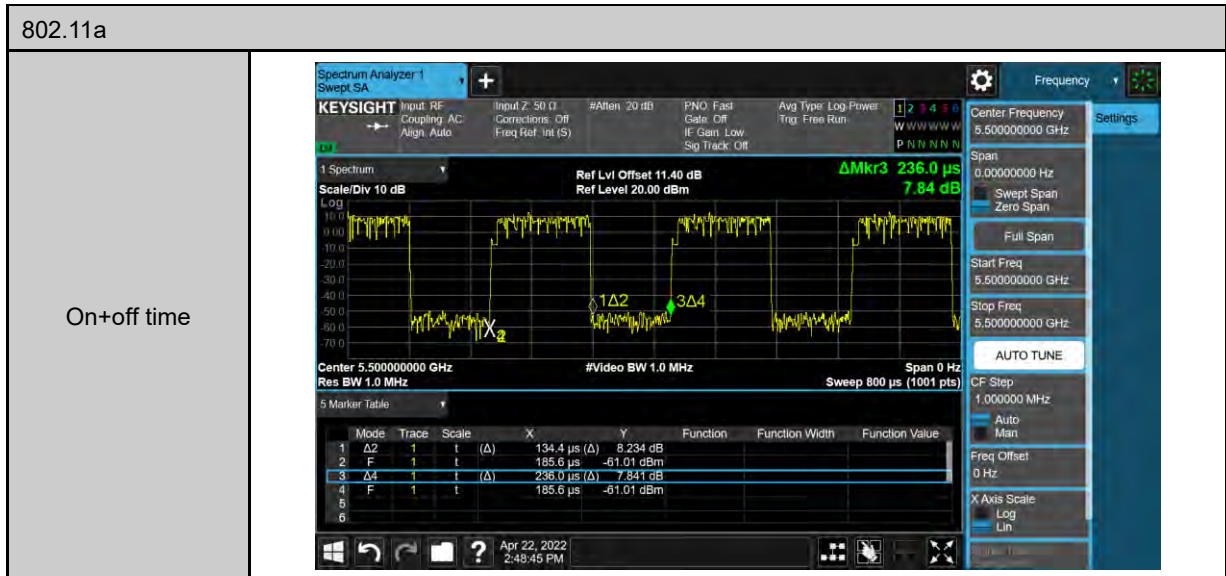


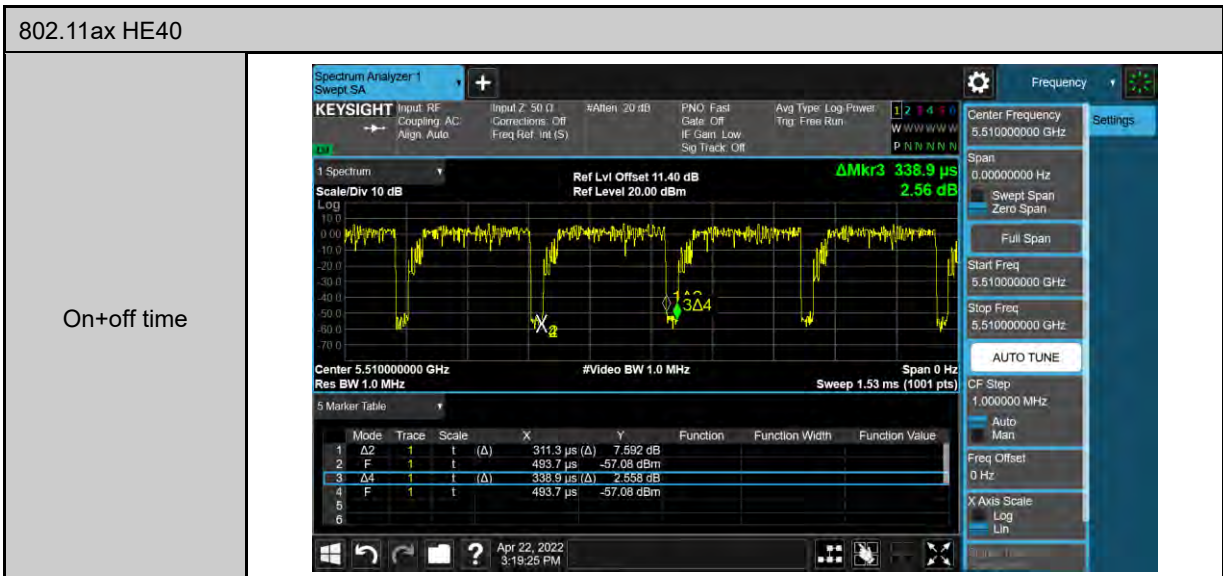
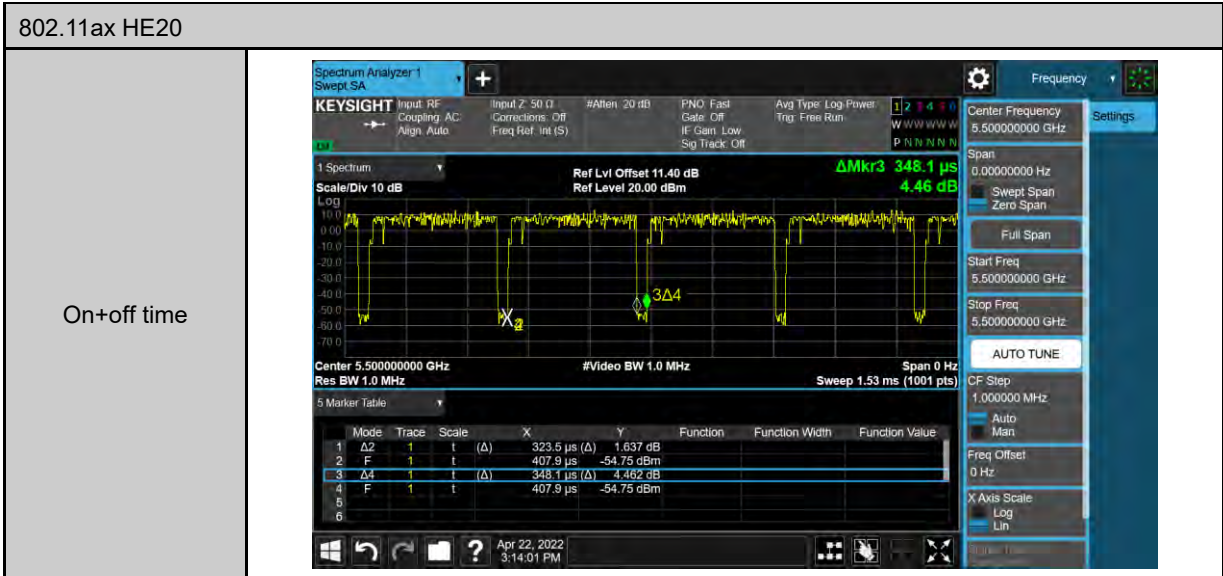


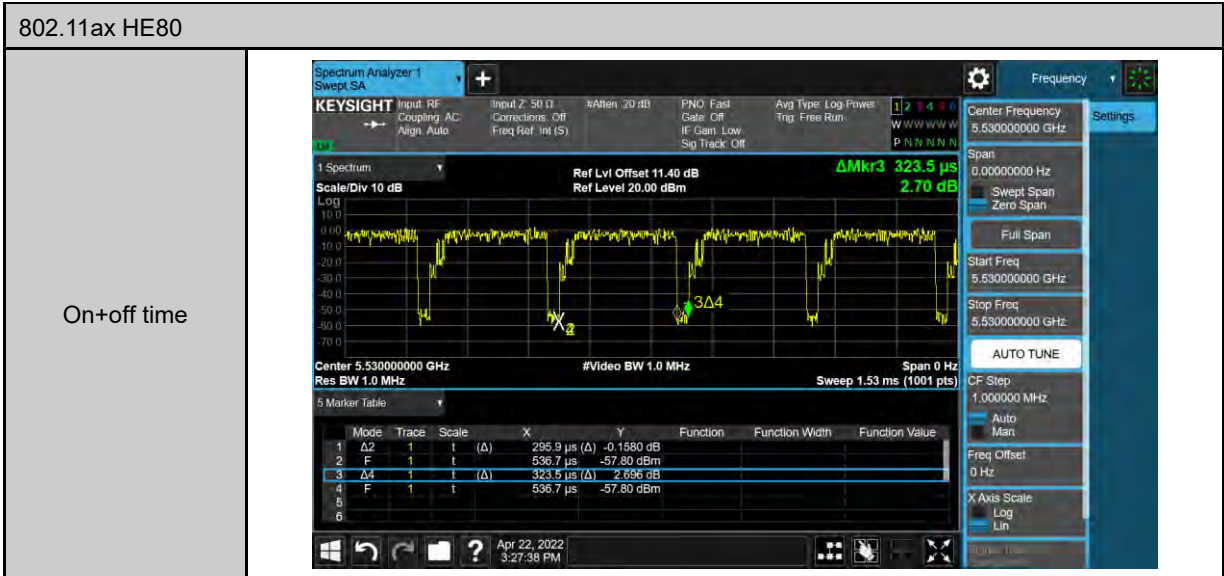
High Band B2C & B3 2X2

Test Mode	Frequency (MHz)	on time (ms)	on+off time (ms)	Duty cycle	Duty Factor (dB)	1/T Minimum VBW (kHz)
802.11a	5500	0.134	0.236	0.569	2.445	7.440
802.11ax HE20	5500	0.324	0.348	0.929	0.318	3.091
802.11ax HE40	5510	0.311	0.339	0.919	0.369	3.212
802.11ax HE80	5530	0.296	0.324	0.915	0.387	3.380

Duty Cycle Graphs







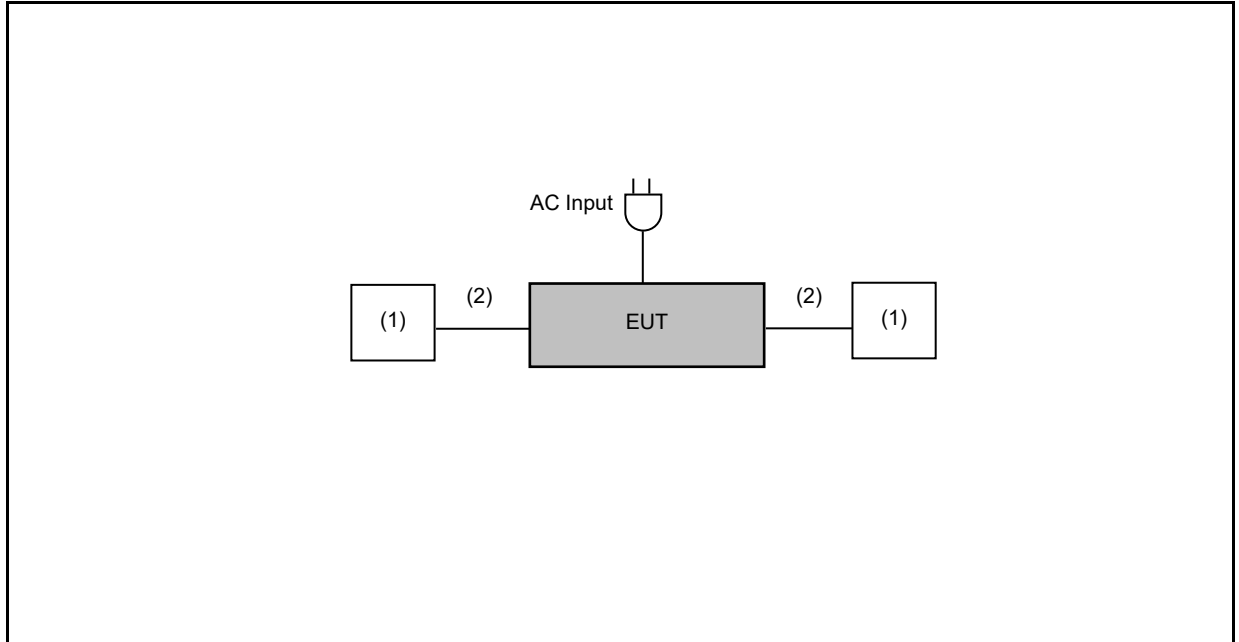
3.2. EUT Test Step

The EUT is operated in the engineering mode to fix the TX frequency for the purposes of measurement. According to its specifications, the EUT must comply with the requirements of Section 15.407 under the FCC Rules Part 15 Subpart E.

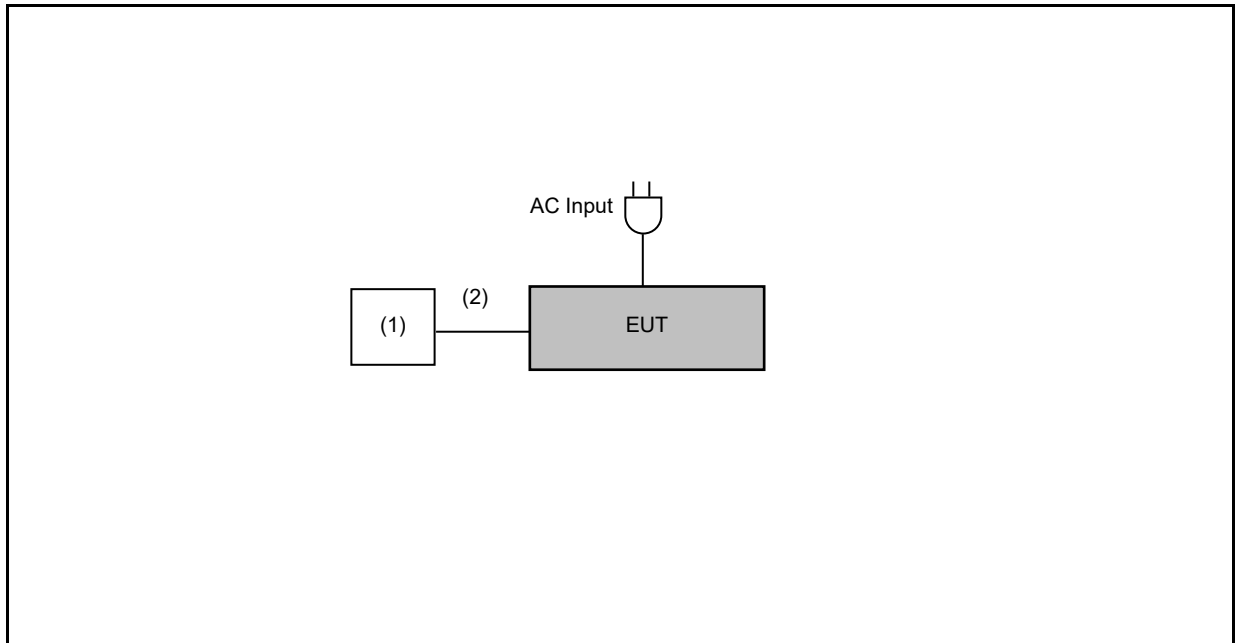
1.	Setup the EUT shown on "Configuration of Test System Details".
2.	Turn on the power of all equipment.
3.	Turn on TX function.
4.	EUT run test program.

3.3. Configuration of Test System Details

Conduction Emission



Radiated Emission



	Product	Manufacturer	Model Number	Serial Number	Power Cord
(1)	Notebook	acer	N19C1	---	---
(2)	RJ45	---	---	---	---

3.4. Test Instruments

For Conducted Emission
 Test Period: Mar. 19, 2022
 Testing Engineer: Chi Chung

Use	Equipment	Manufacturer	Model Number	Serial Number	Cal. Date	Cal. Period
<input checked="" type="checkbox"/>	Test Receiver	R&S	ESCI	100367	May 21, 2021	1 year
<input type="checkbox"/>	Test Receiver	R&S	ESCI	100722	Nov. 02, 2021	1 year
<input type="checkbox"/>	Test Receiver	R&S	ESCI	101000	Nov. 26, 2021	1 year
<input checked="" type="checkbox"/>	LISN	R&S	ENV216	101040	Mar. 29, 2021	1 year
<input checked="" type="checkbox"/>	LISN	R&S	ENV216	101041	Apr. 08, 2021	1 year
<input checked="" type="checkbox"/>	RF Cable	Woken	00100D1380194M	TE-02-03	May 28, 2021	1 year
<input checked="" type="checkbox"/>	Software	EZ EMC	1.1.4.3	N/A	N.C.R.	---

For Conducted
 Test Period: Mar. 22 ~ May. 30, 2022
 Testing Engineer: Brian Lin, Louis Shen

Use	Equipment	Manufacturer	Model Number	Serial Number	Cal. Date	Cal. Period
<input checked="" type="checkbox"/>	Power Sensor	Anritsu	MA2411B	1126022	Sep. 03, 2021	1 year
<input checked="" type="checkbox"/>	Power Meter	Anritsu	ML2495A	1135009	Sep. 03, 2021	1 year
<input type="checkbox"/>	Power Sensor	Agilent	N1921A	MY45241957	Dec. 06, 2021	1 year
<input type="checkbox"/>	Power Meter	Agilent	N1911A	MY45101619	Dec. 06, 2021	1 year
<input checked="" type="checkbox"/>	Spectrum Analyzer (10 Hz~26.5 GHz)	Keysight	N9010B	MY59071418	Mar. 16, 2022	1 year
<input type="checkbox"/>	Spectrum Analyzer (9 kHz~26.5 GHz)	Agilent	N9010A	MY48030518	Jul. 23, 2021	1 year
<input type="checkbox"/>	Spectrum Analyzer (20 Hz~26.5 GHz)	Agilent	N9020A	US47520902	Sep. 09, 2021	1 year
<input type="checkbox"/>	Spectrum Analyzer (3 Hz~50 GHz)	Agilent	N9030A	MY53120541	Jan. 05, 2022	1 year
<input type="checkbox"/>	Temperature & Humidity Chamber	TAICHY	MHU-225LA	980729	Mar. 30, 2021 Mar. 28, 2022	1 year
<input type="checkbox"/>	Signal Generator	Keysight	N5182B	MY53052569	Apr. 20, 2021 Apr. 16, 2022	1 year
<input type="checkbox"/>	Signal Generator	Keysight	N5182BX07	MY59360221	Apr. 20, 2021 Apr. 16, 2022	1 year
<input type="checkbox"/>	Bluetooth Tester	R&S	CBT	100350	Mar. 17, 2021	2 years
<input type="checkbox"/>	Wireless Connectivity Tester	R&S	CMW270	102208	Jun. 02, 2021	1 year
<input type="checkbox"/>	Power Supply	KEITHLEY	2303	4045290	Jan. 19, 2022	1 year
<input type="checkbox"/>	RF Communication Test Set	HP	8920A	3344A03297	Aug. 10, 2021	1 year

Note: N.C.R. = No Calibration Request.

For Radiated Emissions

Test Period: Mar. 19 ~ May 24, 2022

Testing Engineer: Marc Yeh, Hung Chou, Eason Lee, Jayson Hsieh

Radiation test sites		Semi Anechoic Room				
Use	Equipment	Manufacturer	Model Number	Serial Number	Cal. Date	Cal. Period
<input type="checkbox"/>	Spectrum Analyzer (10 Hz~44 GHz)	Keysight	N9010A	MY52221312	Jan. 13, 2022	1 year
<input type="checkbox"/>	Spectrum Analyzer (3 Hz~50 GHz)	Agilent	N9030A	MY53120541	Jan. 05, 2022	1 year
<input checked="" type="checkbox"/>	Spectrum Analyzer (2 Hz~50 GHz)	Keysight	N9030B	MY57143537	Apr. 19, 2021 Apr. 14, 2022	1 year
<input checked="" type="checkbox"/>	Spectrum Analyzer (10 Hz~44 GHz)	Keysight	N9020B	MY60112363	Feb. 27, 2022	1 year
<input checked="" type="checkbox"/>	Amplifier (100 kHz~1.3 GHz)	Agilent	8447D	2944A11119	Jan. 14, 2022	1 year
<input type="checkbox"/>	Amplifier (100 kHz~1.3 GHz)	Agilent	8447D	2944A10961	Jul. 06, 2021	1 year
<input type="checkbox"/>	Broadband Amplifier (100 kHz~1 GHz)	Titan	T0910E00014330 A1F	001	Jul. 23, 2021	1 year
<input type="checkbox"/>	Amplifier (1 GHz~26.5 GHz)	Agilent	8449B	3008A02237	Oct. 21, 2021	1 year
<input checked="" type="checkbox"/>	Broadband Amplifier (1 GHz~26.5 GHz)	Titan	T0912E01263025 A1F	002	Jul. 26, 2021	1 year
<input checked="" type="checkbox"/>	Preamplifier (26.5 GHz~40 GHz)	EMCI	EMC2654045	980028	Aug. 19, 2021	1 year
<input checked="" type="checkbox"/>	Loop Antenna (9 kHz~30 MHz)	COM-POWER CORPORATION	AL-130	121014	Apr. 07, 2021 Mar. 28, 2022	1 year
<input type="checkbox"/>	Active Loop Antenna (9 kHz~30 MHz)	Schwarzbeck Mess-Elektronik	FMZB 1513-60	1513-60-031	Feb. 17, 2022	1 year
<input checked="" type="checkbox"/>	Trilog Broadband Antenna (30 kHz~1 GHz)	Schwarzbeck Mess-Elektronik	VULB9168	01146	Jul. 19, 2021	1 year
<input type="checkbox"/>	Trilog Broadband Antenna (30 kHz~1 GHz)	Schwarzbeck Mess-Elektronik	VULB9168	416	Nov. 17, 2021	1 year
<input type="checkbox"/>	Broadband Horn Antenna (1 GHz~18 GHz)	Schwarzbeck Mess-Elektronik	9120D	02207	Jul. 09, 2021	1 year
<input checked="" type="checkbox"/>	Broadband Horn Antenna (1 GHz~18 GHz)	Schwarzbeck Mess-Elektronik	9120D	9120D-550	Aug. 24, 2021	1 year
<input checked="" type="checkbox"/>	Broadband Horn Antenna (18 GHz~40 GHz)	Schwarzbeck Mess-Elektronik	9170	9170-320	Aug. 24, 2021	1 year
<input type="checkbox"/>	Horn Antenna (18 GHz~40 GHz)	ETS	3116	00086467	Dec. 03, 2021	1 year
<input type="checkbox"/>	RF Cable	EMCI	EMC104-N-N-600 0	TE01-1	Feb. 18, 2022	1 year

Note: N.C.R. = No Calibration Request.

Radiation test sites		Semi Anechoic Room				
Use	Equipment	Manufacturer	Model Number	Serial Number	Cal. Date	Cal. Period
<input type="checkbox"/>	Microwave Cable	EMCI	EMC104-SM-SM-13000	170814	Feb. 18, 2022	1 year
<input type="checkbox"/>	Microwave Cable	EMCI	EMC102-KM-KM-14000	151001	Feb. 18, 2022	1 year
<input checked="" type="checkbox"/>	Coaxial Cable	Titan	T0710AT327A10A100	J11005	Aug. 06, 2021	1 year
<input checked="" type="checkbox"/>	Coaxial Cable	Titan	T0710AT327A10A900	J11004	Aug. 06, 2021	1 year
<input checked="" type="checkbox"/>	Coaxial Cable	Titan	CFD400NL-LW	001	Aug. 06, 2021	1 year
<input type="checkbox"/>	Bluetooth Tester	R&S	CBT	100350	Mar. 17, 2021	2 years
<input type="checkbox"/>	Wireless Connectivity Tester	R&S	CMW270	102208	Jun. 02, 2021	1 year
<input type="checkbox"/>	Power Supply	KEITHLEY	2303	4045290	Jan. 19, 2022	1 year
<input checked="" type="checkbox"/>	Software	EZ EMC	1.1.4.4	N/A	N.C.R.	---

Note: N.C.R. = No Calibration Request.

3.5. Test Site Environment

Items	Required (IEC 60068-1)	Actual
Temperature (°C)	15-35	20-30
Humidity (%RH)	25-75	45-75

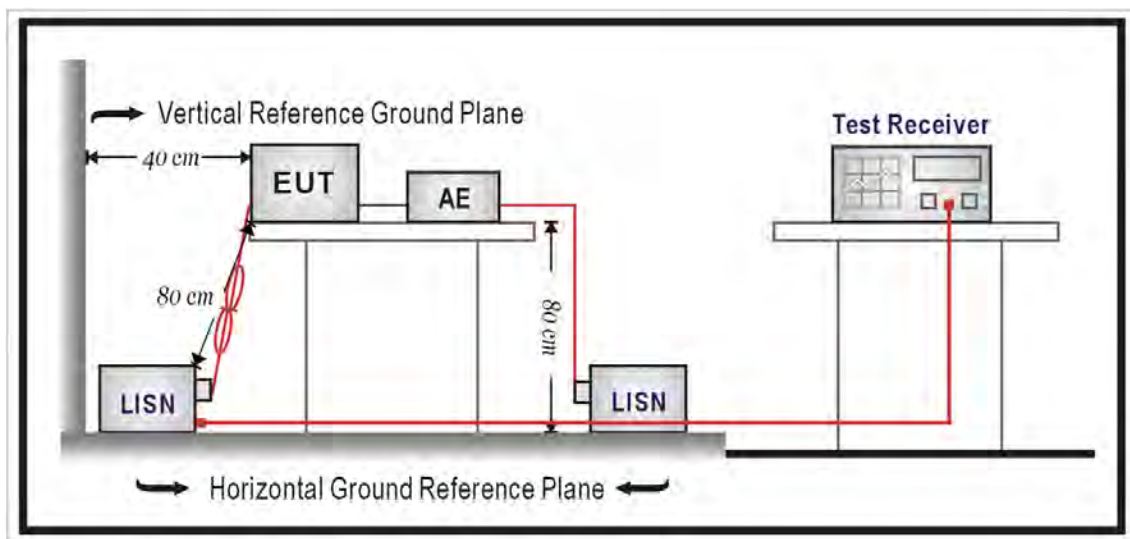
4 Measurement Procedure

4.1. AC Power Conducted Emission Measurement

■ Limit

Frequency (MHz)	Quasi-peak	Average
0.15 - 0.5	66 to 56	56 to 46
0.50 - 5.0	56	46
5.0 - 30.0	60	50

■ Test Setup



■ Test Procedure

The EUT and simulators are connected to the main power through a line impedance stabilization network (L.I.S.N.). This provides a $50 \Omega // 50 \mu\text{H}$ coupling impedance for the measuring equipment. The peripheral devices are also connected to the main power through a LISN that provides a $50 \Omega // 50 \mu\text{H}$ coupling impedance with 50 ohm termination.

Tabletop device shall be placed on a non-conducting platform, of nominal size 1 m by 1.5 m, raised 80 cm above the reference ground plane. The wall of screened room shall be located 40 cm to the rear of the EUT. Other surfaces of tabletop or floor standing EUT shall be at least 80 cm from any other ground conducting surface including one or more LISNs. For floor-standing device shall be placed under the EUT with a 12 mm insulating material.

Conducted emissions were investigated over the frequency range from 0.15 MHz to 30 MHz using a resolution bandwidth of 9 kHz. The equipment under test (EUT) shall be meet the limits in section 4.1, as applicable, including the average limit and the quasi-peak limit when using respectively, an average detector and quasi-peak detector measured in accordance with the methods described of related standard. When all of peak value were complied with quasi-peak and average limit from 150 kHz to 30 MHz then quasi-peak and average measurement was unnecessary.

The AMN shall be placed 0.8 m from the boundary of the unit under test and bonded to a ground reference plane for AMNs mounted on top of the ground reference plane. This distance is between the closest points of the AMN and the EUT. All other units of the EUT and associated equipment shall be at least 0.8 m from the AMN. If the mains power cable is longer than 1 m then the cable shall be folded back and forth at the centre of the lead to form a bundle no longer than 0.4 m. All of interconnecting cables that hang closer than 40 cm to the ground plane shall be folded back and forth in the center forming a bundle 30 cm to 40 cm long. All of EUT and AE shall be separate place more than 0.1 m. All 50Ω ports of the LISN shall be resistively terminated into 50Ω loads when not connected to the measuring instrument.

If the reading of the measuring receiver shows fluctuations close to the limit, the reading shall be observed for at least 15 s at each measurement frequency; the higher reading shall be recorded with the exception of any brief isolated high reading which shall be ignored

4.2. Transmitter Radiated Emissions Measurement

■ Limit

(1)Undesirable emission limits. Except as shown in paragraph (b)(9) of this section, the maximum emissions outside of the frequency bands of operation shall be attenuated in accordance with the following limits:

(a)For transmitters operating in the 5.15-5.25 GHz band: All emissions outside of the 5.15-5.35 GHz band shall not exceed an e.i.r.p. of -27 dBm/MHz.

(b)For transmitters operating in the 5.25-5.35 GHz band: All emissions outside of the 5.15-5.35 GHz band shall not exceed an e.i.r.p. of -27 dBm/MHz.

(c)For transmitters operating in the 5.47-5.725 GHz band: All emissions outside of the 5.47-5.725 GHz band shall not exceed an e.i.r.p. of -27 dBm/MHz.

(d)For transmitters operating in the 5.725-5.85 GHz band:

(i)All emissions shall be limited to a level of -27 dBm/MHz at 75 MHz or more above or below the band edge increasing linearly to 10 dBm/MHz at 25 MHz above or below the band edge, and from 25 MHz above or below the band edge increasing linearly to a level of 15.6 dBm/MHz at 5 MHz above or below the band edge, and from 5 MHz above or below the band edge increasing linearly to a level of 27 dBm/MHz at the band edge.

EIRP (dBm)	Field Strength at 3 m(dBuV/m)
-27	68.3

(2)Limits of Radiated Emission Measurement

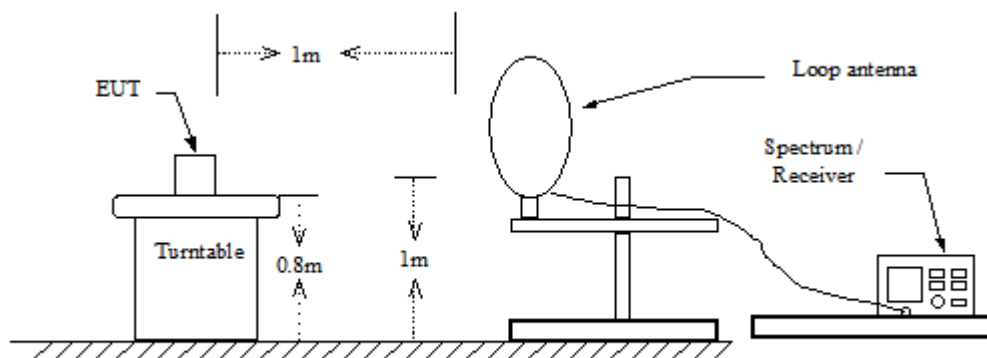
Emissions radiated outside of the specified bands, shall be according to the general radiated limits in 15.209 as following:

Frequency Range (MHz)	Field Strength (microvolts/meter)	Measurement Distance (meters)
0.009 ~ 0.490	2400/F(kHz)	300
0.490 ~ 1.705	24000/F(kHz)	30
1.705 ~ 30.0	30	30
30 ~ 88	10	3
88 ~ 216	150	3
216 ~ 960	200	3
Above 960	500	3

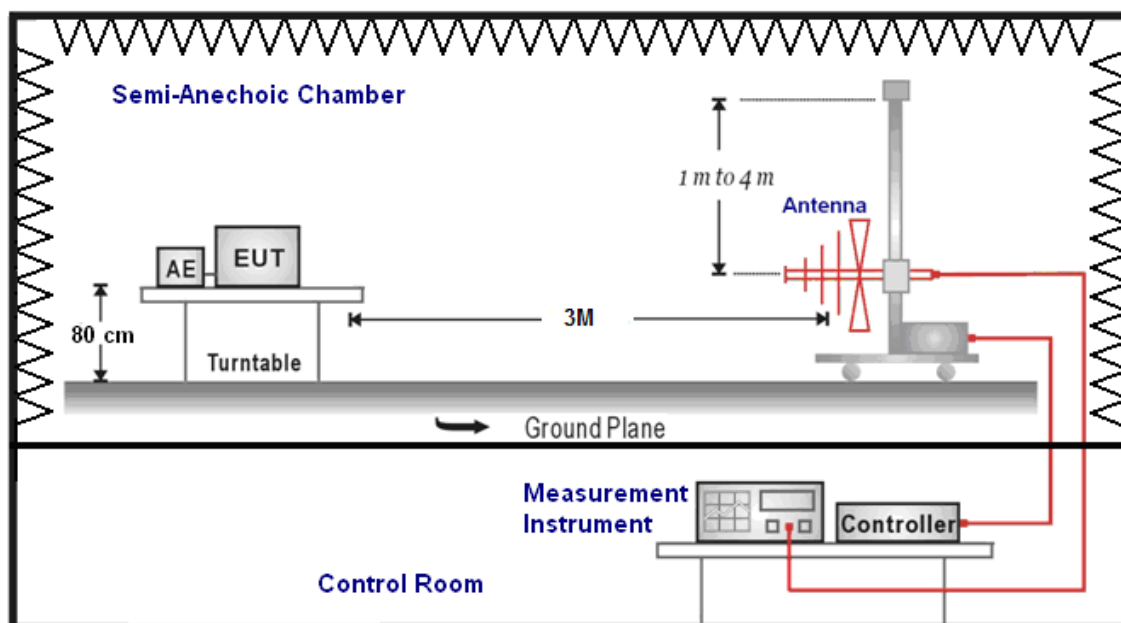
- Note: 1. The lower limit shall apply at the transition frequencies.
 2. Emission level (dBuV/m) = 20 log Emission level (uV/m).
 3. As shown in 15.35(b), for frequencies above 1000 MHz, the field strength limits are based on average detector, however, the peak field strength of any emission shall not exceed the maximum permitted average limits, specified above by more than 20 dB under any condition of modulation.

■ Setup

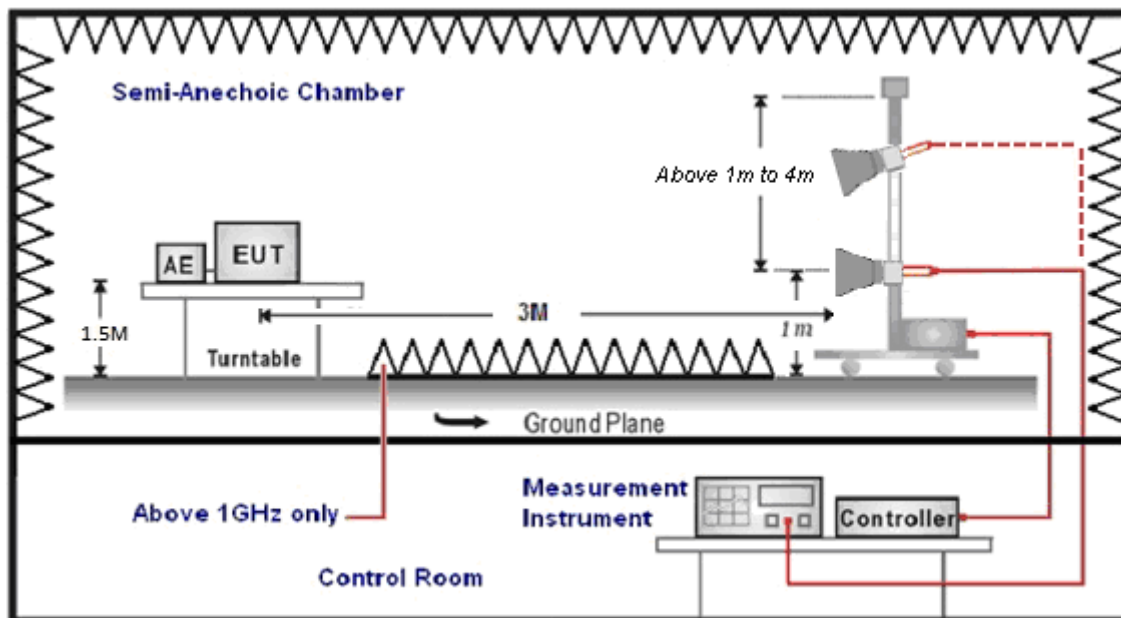
9 kHz ~ 30 MHz



30 MHz ~ 1 GHz



Above 1 GHz



■ Test Procedure

Final radiation measurements were made on a three-meter, Semi Anechoic Chamber. The EUT system was placed on a nonconductive turntable which is 0.8 or 1.5 meters height (below 1 GHz use 0.8 m turntable / above 1 GHz use 1.5 m turntable), top surface 1.0 x 1.5 meter. The spectrum was examined from 250 MHz to 2.5 GHz in order to cover the whole spectrum below 10th harmonic which could generate from the EUT. During the test, EUT was set to transmit continuously & Measurements spectrum range from 9 kHz to 40 GHz is investigated.

For measurements below 1 GHz the resolution bandwidth is set to 100 kHz for peak detection measurements or 120 kHz for quasi-peak detection measurements. Peak detection is used unless otherwise noted as quasi-peak.

For restricted measurements above 1 GHz the resolution bandwidth is set to 1 MHz, and then the video bandwidth is set to 3 MHz for peak measurements and 10 Hz for average measurements when Duty cycle > 0.98 / 1/T for average measurements when Duty cycle < 0.98.

For out of band measurements above 1 GHz the resolution bandwidth is set to 1 MHz, and then the video bandwidth is set to 3 MHz for peak measurements.

A nonconductive material surrounded the EUT to supporting the EUT for standing on three orthogonal planes. At each condition, the EUT was rotated 360 degrees, and the antenna was raised and lowered from one to four meters to find the maximum emission levels. Measurements were taken using both horizontal and vertical antenna polarization.

SCHWARZBECK MESS-ELEKTRONIK Trilog-Broadband Antenna at 3 Meter and the ETS-Lindgren Double-Ridged Waveguide Horn antenna Schwarzbeck Mess-Elektronik Broadband Horn Antenna was used in frequencies 1 – 40 GHz at a distance of 3 meter. The antenna at an angle toward the source of the emission. All test results were extrapolated to equivalent signal at 3 meters utilizing an inverse linear distance extrapolation Factor (20 dB/decade).

For testing above 1 GHz, the emission level of the EUT in peak mode was 20 dB lower than average limit (that means the emission level in peak mode also complies with the limit in average mode), then testing will be stopped and peak values of EUT will be reported, otherwise, the emissions will be measured in average mode again and reported.

Appropriate preamplifiers were used for improving sensitivity and precautions were taken to avoid overloading or desensitizing the spectrum analyzer. No post – detector video filters were used in the test.

The spectrum analyzer's 6 dB bandwidth was set to 1 MHz, and the analyzer was operated in the peak detection mode, for frequencies both below and up 1 GHz. The average levels were obtained by subtracting the duty cycle correction factor from the peak readings.

The following procedures were used to convert the emission levels measured in decibels referenced to 1 microvolt (dBuV) into field intensity in micro volts per meter (uV/m).

The actual field intensity in decibels referenced to 1 microvolt in to field intensity in micro volts per meter (dBuV/m).

Data of measurement within this frequency range without mark in the table above means the reading of emissions are attenuated more than 20 dB below the permissible limits or the field strength is too small to be measured.

The actual field intensity in referenced to 1 microvolt per meter (dBuV/m) is determined by algebraically adding the measured reading in dBuV, the antenna factor (dB), and cable loss (dB) and Subtracting the gain of preamplifier (dB) is auto calculate in spectrum analyzer.

(1) $\text{Amplitude (dBuV/m)} = \text{FI (dBuV)} + \text{AF (dBuV)} + \text{CL (dBuV)} - \text{Gain (dB)}$

FI= Reading of the field intensity.

AF= Antenna factor.

CL= Cable loss.

P.S Amplitude is auto calculate in spectrum analyzer.

(2) $\text{Actual Amplitude (dBuV/m)} = \text{Amplitude (dBuV)} - \text{Dis (dB)}$

The FCC specified emission limits were calculated according the EUT operating frequency and by following linear interpolation equations:

(a) For fundamental frequency : Transmitter Output < +30 dBm

(b) For spurious frequency : Spurious emission limits = fundamental emission limit /10

Measuring Instruments and setting

The following table is the setting of spectrum analyzer and receiver.

Spectrum Parameter	Setting
Attenuation	Auto
Start Frequency	1000 MHz
Stop Frequency	40 GHz
RBW/VBW(Emission in restricted band)	1 MHz / 3 MHz for Peak 1 MHz / (1/T) for Average
RBW/VBW(Emission in non-restricted band)	1 MHz / 3 MHz for Peak

4.3. Maximum Conducted Output Power and Transmit power control Measurement

■ Limit

Frequency Range (MHz)	FCC Maximum Conducted Output Power Limit
	Master
5.150 ~ 5.250 GHz	The lesser of 1 W (30 dBm)
5.250 ~ 5.350 GHz	The lesser of 250 mW (24 dBm) or 11 dBm + 10 log (B)
5.470 ~ 5.725 GHz	The lesser of 250 mW (24 dBm) or 11 dBm + 10 log (B)
5.725 ~ 5.850 GHz	The lesser of 1 W (30 dBm)

According FCC KDB 662911 D01 v02r01 – for power measurements on IEEE802.11 devices,

CDD mode

Band 2-C :

* Directional Gain = GANT + Array Gain = 4.1 dBi < 6 dBi

802.11a

* Power Limit = $11 + 10 \cdot \log 13.338 = 22.88$ dBm

802.11n HT20

* Power Limit = $11 + 10 \cdot \log 13.934 = 22.94$ dBm

802.11ac VHT20

* Power Limit = $11 + 10 \cdot \log 13.842 = 22.88$ dBm

802.11ax HE20

* Power Limit = $11 + 10 \cdot \log 14.442 = 22.90$ dBm

Beamforming on mode

Band 1 :

* Directional Gain = GANT + Array Gain = 7.28 dBi > 6 dBi

* Power Limit = $30 - 1.28 = 28.72$ dBm

Band 2-A :

* Directional Gain = GANT + Array Gain = 8.41 dBi > 6 dBi

* Power Limit = $24 - 2.41 = 21.59$ dBm

Band 2-C :

* Directional Gain = GANT + Array Gain = 6.3 dBi > 6 dBi

802.11n HT20

* Power Limit = $11 + 10 * \log 15.62 = 22.94 - 0.3 = 22.64$ dBm

802.11n HT40

* Power Limit = $24 - 0.3 = 23.7$ dBm

802.11ac VHT20

* Power Limit = $11 + 10 * \log 15.43 = 22.88 - 0.3 = 22.58$ dBm

802.11ac VHT40

* Power Limit = $24 - 0.3 = 23.7$ dBm

802.11ac VHT80

* Power Limit = $24 - 0.3 = 23.7$ dBm

802.11ax HE20

* Power Limit = $11 + 10 * \log 15.5 = 22.9 - 0.3 = 22.60$ dBm

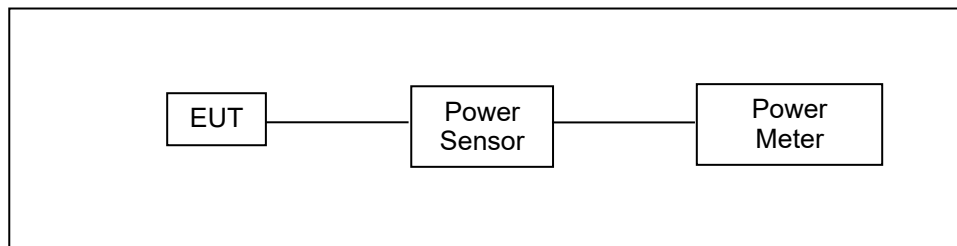
802.11ax HE40

* Power Limit = $24 - 0.3 = 23.7$ dBm

802.11ax HE80

* Power Limit = $24 - 0.3 = 23.7$ dBm

■ Test Setup



■ Test Procedure

The test is performed in accordance with ANSI C63.10:2013 section 12.3.3.2, Guidelines for Compliance Testing of Unlicensed National Information Infrastructure (U-NII) Devices

Section (E) Maximum Conducted Output Power

3. Measurement using a Power Meter (PM)

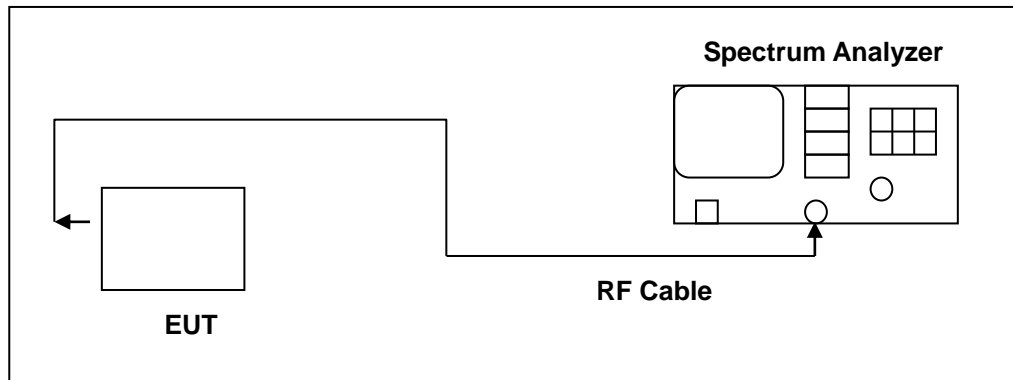
b) Method PM-G (Measurement using a gated RF average power meter)

4.4. 26 dB RF Bandwidth Measurement

■ **Limit**

N/A

■ **Test Setup**



■ **Test Procedure**

The test is performed in accordance with ANSI C63.10:2013 section 12.4.1, Guidelines for Compliance Testing of Unlicensed National Information Infrastructure (U-NII) Devices - Part 15, Subpart E.

Spectrum Parameter	Setting
Attenuation	Auto
Span Frequency	>26 dB Bandwidth
RBW	Approximately 1 % of the emission bandwidth
VBW	VBW > RBW
Detector	Peak
Trace	Max Hold
Sweep Time	Auto

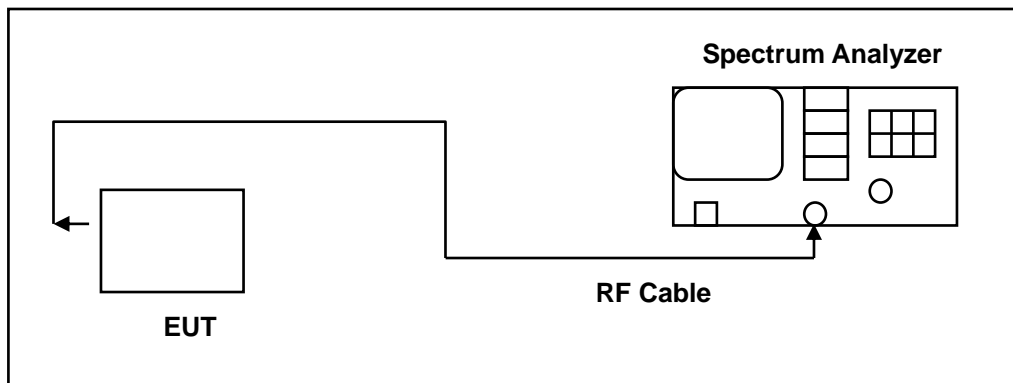
4.5. 6 dB RF Bandwidth Measurement

- **Limit**

- **6 dB RF Bandwidth**

Systems using digital modulation techniques may operate in the 5725~5850 MHz bands. The minimum 6 dB band-width shall be at least 500 kHz.

- **Test Setup**



- **Test Procedure**

- **6 dB RF Bandwidth**

The EUT tested to UNII test procedure of ANSI C63.10:2013 section 6.9.2 for compliance to FCC 47CFR 15.407 requirements.

The antenna port of the EUT was connected to the input of a spectrum analyzer. Analyzer RES BW was set to 100 kHz. For each RF output channel investigated, the spectrum analyzer center frequency was set to the channel carrier. A peak output reading was taken, a DISPLAY line was drawn 6 dB lower than peak level. The 6 dB bandwidth was determined from where the channel output spectrum intersected the display line.

The test was performed at 3 channels.

4.6. Maximum Power Spectral Density Measurement

■ **Limit**

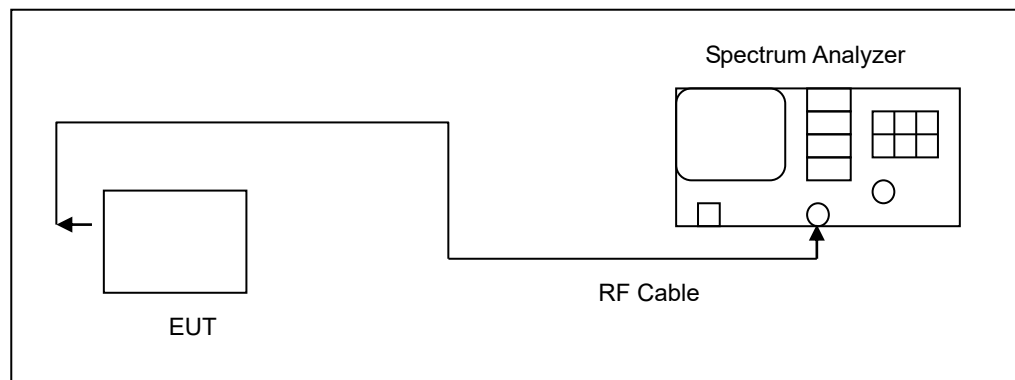
Frequency Range (MHz)	FCC Limit
	Master
5.150 ~ 5.250 GHz	17 dBm/MHz
5.250 ~ 5.350 GHz	11 dBm/MHz
5.470 ~ 5.725 GHz	11 dBm/MHz
5.725 ~ 5.850 GHz	30 dBm/500 kHz

According FCC KDB 662911 D01 v02r01 – for power spectral density measurements on IEEE802.11 devices,

CDD / BF mode

High Band B2C & B3 1X1

■ **Test Setup**



■ **Test Procedure**

The test is performed in accordance with ANSI C63.10:2013 section 12.5, Guidelines for Compliance Testing of Unlicensed National Information Infrastructure (U-NII) Devices - Part 15, Subpart E.

Spectrum Parameter	Setting
Attenuation	Auto
Span Frequency	Encompass the entire emissions bandwidth (EBW) of the signal
RBW	1 MHz (5725 ~ 5850 MHz use 100 kHz)
VBW	3 MHz (5725 ~ 5850 MHz use 300 kHz)
Detector	RMS
Trace	AVERAGE
Sweep Time	Auto
Trace Average	100 times
Note: If measurement bandwidth of Maximum PSD is specified in 500 kHz, add $10 \log(500 \text{ kHz}/100 \text{ kHz})$ to the measured result.	

4.7. Automatically discontinue transmission

The device shall automatically discontinue transmission in case of either absence of information to transmit or operational failure. These provisions are not intended to preclude the transmission of control or signalling information or the use of repetitive codes used by certain digital technologies to complete frame or burst intervals. Applicants shall include in their application for equipment authorization a description of how this requirement is met.

- **Declare**

While the EUT is not transmitting any information, the EUT can automatically discontinue transmission and become standby mode for power saving.

The EUT can detect the controlling signal of ACK message transmitting from remote device and verify whether it shall resend or discontinue transmission.

4.8. Antenna Requirement

- **Requirement**

For intentional device, according to 15.203, an intentional radiator shall be designed to ensure that no antenna other than that furnished by the responsible party shall be used with the device.

And According to 15.407 (a), if transmitting antennas of directional gain greater than 6 dBi are used, the power shall be reduced by the amount in dB that the directional gain of the antenna exceeds 6 dBi.

- **Antenna Connector Construction**

See section 2 – antenna information.

■ **Directional Gain Calculated**

For Maximum Conducted Output Power

$$\text{Directional Gain} = 10 * \log\{[10^{(G1/10)} + 10^{(G2/10)} + \dots + 10^{(Gn/10)}] / \text{NANT}\}$$

Operate Freq. Band		Directional Gain (dBi)
802.11a / 802.11n HT20 / 802.11ac VHT20/ 802.11ax HE20	U-NII Band 1	3.7
	U-NII Band 2-A	3.7
	U-NII Band 2-C	4.1
	U-NII Band 3	2.8
802.11n HT40 / 802.11ac VHT40 / 802.11ax HE40	U-NII Band 1	3.7
	U-NII Band 2-A	3.7
	U-NII Band 2-C	4.1
	U-NII Band 3	2.8
802.11ac VHT80 / 802.11ax HE80	U-NII Band 1	3.7
	U-NII Band 2-A	3.7
	U-NII Band 2-C	4.1
	U-NII Band 3	2.8
802.11ac VHT160 / 802.11ax HE160	U-NII Band 1	3.7
	U-NII Band 2-A	3.7
	U-NII Band 2-C	4.1
	U-NII Band 3	2.8

For Maximum Power Density

$$\text{Directional Gain} = \text{GANT} + \text{Array Gain}$$

Operate Freq. Band		Directional Gain (dBi)
802.11a / 802.11n HT20 / 802.11ac VHT20/ 802.11ax HE20	U-NII Band 1	9.09
	U-NII Band 2-A	9.06
	U-NII Band 2-C	6.26
	U-NII Band 3	5.61
802.11n HT40 / 802.11ac VHT40 / 802.11ax HE40	U-NII Band 1	9.09
	U-NII Band 2-A	9.06
	U-NII Band 2-C	6.26
	U-NII Band 3	5.61
802.11ac VHT80 / 802.11ax HE80	U-NII Band 1	9.09
	U-NII Band 2-A	9.06
	U-NII Band 2-C	6.26
	U-NII Band 3	5.61
802.11ac VHT160 / 802.11ax HE160	U-NII Band 1	9.09
	U-NII Band 2-A	9.06
	U-NII Band 2-C	6.26
	U-NII Band 3	5.61

Beamforming on

For Maximum Conducted Output Power

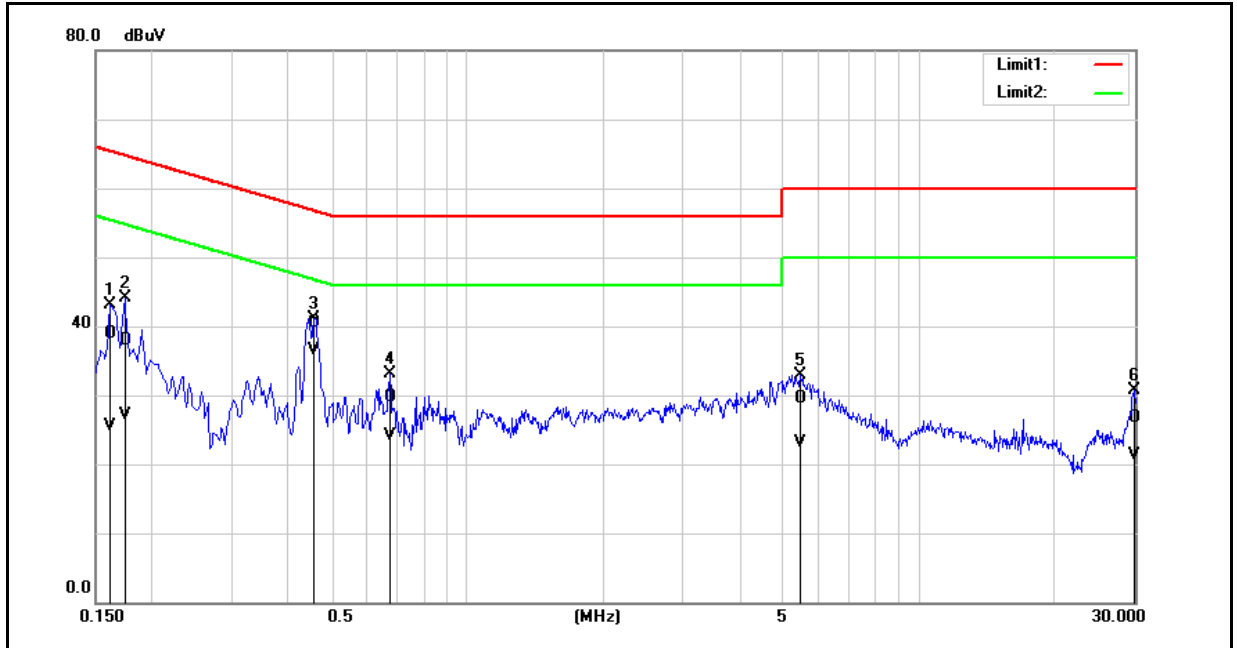
Directional Gain = GANT + Array Gain

Operate Freq. Band		Directional Gain (dBi)
802.11a / 802.11n HT20 / 802.11ac VHT20/ 802.11ax HE20	U-NII Band 1	7.28
	U-NII Band 2-A	8.41
	U-NII Band 2-C	6.30
	U-NII Band 3	5.52
802.11n HT40 / 802.11ac VHT40 / 802.11ax HE40	U-NII Band 1	7.28
	U-NII Band 2-A	8.41
	U-NII Band 2-C	6.30
	U-NII Band 3	5.52
802.11ac VHT80 / 802.11ax HE80	U-NII Band 1	7.28
	U-NII Band 2-A	8.41
	U-NII Band 2-C	6.30
	U-NII Band 3	5.52
802.11ac VHT160 / 802.11ax HE160	U-NII Band 1	7.28
	U-NII Band 2-A	8.41
	U-NII Band 2-C	6.30
	U-NII Band 3	5.52

5 Test Results

5.1. Conducted Emission

Standard:	FCC Part 15.407	Line:	L1
Test item:	Conducted Emission	Power:	AC 120 V/60 Hz
Test Mode:	Mode 1		
Description:			

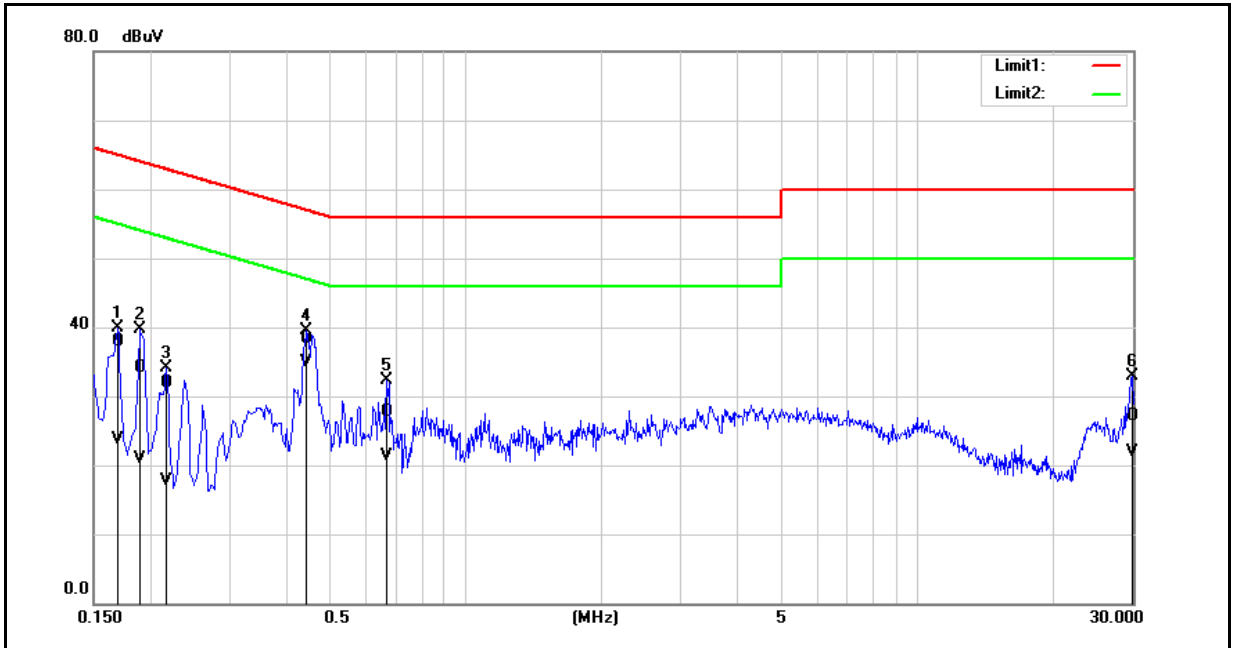


No.	Frequency (MHz)	QP reading (dBuV)	AVG reading (dBuV)	Correction factor (dB)	QP result (dBuV)	AVG result (dBuV)	QP limit (dBuV)	AVG limit (dBuV)	QP margin (dB)	AVG margin (dB)	Remark
1	0.1620	29.26	15.93	9.60	38.86	25.53	65.36	55.36	-26.50	-29.83	Pass
2	0.1740	28.35	17.51	9.60	37.95	27.11	64.77	54.77	-26.82	-27.66	Pass
3	0.4580	30.94	26.91	9.61	40.55	36.52	56.73	46.73	-16.18	-10.21	Pass
4	0.6740	20.04	14.40	9.62	29.66	24.02	56.00	46.00	-26.34	-21.98	Pass
5	5.4740	19.82	13.44	9.75	29.57	23.19	60.00	50.00	-30.43	-26.81	Pass
6	29.9940	16.92	11.48	9.86	26.78	21.34	60.00	50.00	-33.22	-28.66	Pass

Note: 1. Result (dBuV) = Correction factor (dB) + Reading(dBuV).

2. Correction factor (dB) = Cable loss (dB) + L.I.S.N. factor (dB).

Standard:	FCC Part 15.407	Line:	N
Test item:	Conducted Emission	Power:	AC 120 V/60 Hz
Test Mode:	Mode 1		
Description:			



No.	Frequency (MHz)	QP reading (dBuV)	AVG reading (dBuV)	Correction factor (dB)	QP result (dBuV)	AVG result (dBuV)	QP limit (dBuV)	AVG limit (dBuV)	QP margin (dB)	AVG margin (dB)	Remark
1	0.1700	28.27	13.97	9.66	37.93	23.63	64.96	54.96	-27.03	-31.33	Pass
2	0.1900	24.38	11.20	9.66	34.04	20.86	64.04	54.04	-30.00	-33.18	Pass
3	0.2180	22.15	8.04	9.66	31.81	17.70	62.89	52.89	-31.08	-35.19	Pass
4	0.4460	28.56	25.17	9.67	38.23	34.84	56.95	46.95	-18.72	-12.11	Pass
5	0.6700	17.95	11.69	9.68	27.63	21.37	56.00	46.00	-28.37	-24.63	Pass
6	29.8980	16.99	11.69	10.14	27.13	21.83	60.00	50.00	-32.87	-28.17	Pass

Note: 1. Result (dBuV) = Correction factor (dB) + Reading(dBuV).
2. Correction factor (dB) = Cable loss (dB) + L.I.S.N. factor (dB).

5.2. Conducted Test Results

Maximum Conducted Output Power Measurement

Low Band B1 & B2A						
Test Mode	Frequency (MHz)	RF Power setting in Test Software				Test Software Version
		ANT-0	ANT-0+1	ANT-0+1+2	ANT-0+1+2+3	
802.11a	5180	88	80	71	72	Putty / accessMtool
	5200	91	90	84	72	
	5220	91	90	84	72	
	5240	91	90	84	72	
	5260	85	74	59	49	
	5280	85	74	59	49	
	5300	85	74	59	49	
	5320	86	76	62	51	
802.11n HT20	5180	85	79	74	75	
	5200	90	89	83	75	
	5220	90	89	83	75	
	5240	90	89	87	75	
	5260	87	75	61	49	
	5280	87	76	61	49	
	5300	87	76	61	49	
	5320	87	78	64	52	
802.11n HT40	5190	80	74	66	68	
	5230	91	90	88	86	
	5270	89	78	72	61	
	5310	77	73	73	63	
802.11ac VHT20	5180	79	74	64	75	
	5200	73	70	68	75	
	5220	90	89	83	75	
	5240	90	89	87	75	
	5260	87	75	61	49	
	5280	87	76	61	49	
	5300	87	76	61	49	
	5320	87	78	64	52	
802.11ac VHT40	5190	80	74	66	68	
	5230	91	90	88	86	
	5270	89	78	72	61	
	5310	77	73	73	63	
	5210	79	74	64	68	
	5290	73	70	68	66	
	5250	76	73	70	71	
802.11ac VHT80	5250	76	73	70	71	

Test Mode	Frequency (MHz)	RF Power setting in Test Software				Test Software Version
		ANT-0	ANT-0+1	ANT-0+1+2	ANT-0+1+2+3	
802.11ax HE20	5180	85	79	74	75	Putty / accessMtool
	5200	90	89	83	75	
	5220	90	89	83	75	
	5240	90	89	87	75	
	5260	87	75	61	49	
	5280	87	76	61	49	
	5300	87	76	61	49	
	5320	87	78	64	52	
802.11ax HE40	5190	80	74	66	68	
	5230	91	90	88	86	
	5270	89	78	72	61	
	5310	77	73	73	63	
802.11ax HE80	5210	79	74	64	68	
	5290	73	70	68	66	
802.11ax HE160	5250	76	73	70	71	
	5250	76	73	70	71	

High Band B2C & B3

Test Mode	Frequency (MHz)	RF Power setting in Test Software		Test Software Version
		ANT-0	ANT-0+1	
802.11a	5500	79	66	Putty / AccessMtool
	5520	75	62	
	5540	75	62	
	5560	75	62	
	5580	75	62	
	5600	75	62	
	5620	75	62	
	5640	75	62	
	5660	75	62	
	5680	75	62	
	5700	77	67	
	5720	79	68	
	5720	79	68	
	5745	94	91	
	5765	95	91	
	5785	95	91	
	5805	95	91	
	5825	93	88	
802.11n HT20	5500	82	69	
	5520	78	65	
	5540	78	65	
	5560	78	65	
	5580	78	65	
	5600	78	65	
	5620	78	65	
	5640	78	65	
	5660	78	65	
	5680	78	65	
	5700	75	69	
	5720	83	70	
	5720	83	70	
	5745	93	90	
	5765	93	89	
	5785	93	89	
	5805	93	89	
	5825	91	87	

Test Mode	Frequency (MHz)	RF Power setting in Test Software		Test Software Version
		ANT-0	ANT-0+1	
802.11n HT40	5510	70	69	Putty / AccessMtool
	5550	91	82	
	5590	91	82	
	5630	91	82	
	5670	77	75	
	5710	93	80	
	5710	93	80	
	5755	96	94	
	5795	97	95	
802.11ac VHT20	5500	82	69	
	5520	78	65	
	5540	78	65	
	5560	78	65	
	5580	78	65	
	5600	78	65	
	5620	78	65	
	5640	78	65	
	5660	78	65	
	5680	78	65	
	5700	75	69	
	5720	83	70	
	5720	83	70	
	5745	93	90	
	5765	93	89	
	5785	93	89	
5805	93	89		
5825	91	87		
802.11ac VHT40	5510	70	69	
	5550	91	82	
	5590	91	82	
	5630	91	82	
	5670	77	75	
	5710	93	80	
	5710	93	80	
	5755	96	94	
	5795	97	95	
802.11ac VHT80	5530	70	68	
	5610	80	77	
	5690	90	76	
	5690	90	76	
	5775	80	83	

Test Mode	Frequency (MHz)	RF Power setting in Test Software		Test Software Version
		ANT-0	ANT-0+1	
802.11ax HE20	5500	82	69	Putty / AccessMtool
	5520	78	65	
	5540	78	65	
	5560	78	65	
	5580	78	65	
	5600	78	65	
	5620	78	65	
	5640	78	65	
	5660	78	65	
	5680	78	65	
	5700	75	69	
	5720	83	70	
	5720	83	70	
	5745	93	90	
	5765	93	89	
	5785	93	89	
	5805	93	89	
5825	91	87		
802.11ax HE40	5510	70	69	
	5550	91	82	
	5590	91	82	
	5630	91	82	
	5670	77	75	
	5710	93	80	
	5710	93	80	
	5755	96	94	
	5795	97	95	
802.11ax HE80	5530	70	68	
	5610	80	77	
	5690	90	76	
	5690	90	76	
	5775	80	83	

Beamforming on
Low Band B1 & B2A

Test Mode	Frequency (MHz)	RF Power setting in Test Software				Test Software Version
		ANT-0	ANT-0+1	ANT-0+1+2	ANT-0+1+2+3	
802.11n HT20	5180	---	68	62	59	Putty / accessMtool
	5200	---	80	72	59	
	5220	---	80	72	59	
	5240	---	80	77	59	
	5260	---	64	49	29	
	5280	---	64	50	29	
	5300	---	64	50	29	
	5320	---	67	51	31	
802.11n HT40	5190	---	63	55	52	
	5230	---	80	78	72	
	5270	---	67	60	39	
	5310	---	62	61	40	
802.11ac VHT20	5180	---	68	62	59	
	5200	---	80	72	59	
	5220	---	80	72	59	
	5240	---	80	77	59	
	5260	---	64	49	29	
	5280	---	64	50	29	
	5300	---	64	50	29	
	5320	---	67	51	31	
802.11ac VHT40	5190	---	63	55	52	
	5230	---	80	78	72	
	5270	---	67	60	39	
	5310	---	62	61	40	
802.11ac VHT80	5210	---	62	53	52	
	5290	---	58	55	44	
802.11ac VHT160	5250	---	64	60	52	
	5250	---	64	60	52	

Test Mode	Frequency (MHz)	RF Power setting in Test Software				Test Software Version
		ANT-0	ANT-0+1	ANT-0+1+2	ANT-0+1+2+3	
802.11ax HE20	5180	---	68	62	59	Putty / accessMtool
	5200	---	80	72	59	
	5220	---	80	72	59	
	5240	---	80	77	59	
	5260	---	64	49	29	
	5280	---	64	50	29	
	5300	---	64	50	29	
	5320	---	67	51	31	
802.11ax HE40	5190	---	63	55	52	
	5230	---	80	78	72	
	5270	---	67	60	39	
	5310	---	62	61	40	
802.11ax HE80	5210	---	62	53	52	
	5290	---	58	55	44	
802.11ax HE160	5250	---	64	60	52	
	5250	---	64	60	52	

High Band B2C & B3

Test Mode	Frequency (MHz)	RF Power setting in Test Software		Test Software Version
		ANT-0	ANT-0+1	
802.11n HT20	5500	---	53	Putty / AccessMtool
	5520	---	49	
	5540	---	49	
	5560	---	49	
	5580	---	49	
	5600	---	49	
	5620	---	49	
	5640	---	49	
	5660	---	49	
	5680	---	49	
	5700	---	53	
	5720	---	57	
	5720	---	57	
	5745	---	72	
	5765	---	71	
	5785	---	71	
	5805	---	71	
5825	---	70		
802.11n HT40	5510	---	58	Putty / AccessMtool
	5550	---	71	
	5590	---	71	
	5630	---	71	
	5670	---	63	
	5710	---	68	
	5710	---	68	
	5755	---	81	
	5795	---	81	

Test Mode	Frequency (MHz)	RF Power setting in Test Software		Test Software Version
		ANT-0	ANT-0+1	
802.11ac VHT20	5500	---	53	Putty / AccessMtool
	5520	---	49	
	5540	---	49	
	5560	---	49	
	5580	---	49	
	5600	---	49	
	5620	---	49	
	5640	---	49	
	5660	---	49	
	5680	---	49	
	5700	---	53	
	5720	---	57	
	5720	---	57	
	5745	---	72	
	5765	---	71	
	5785	---	71	
	5805	---	71	
5825	---	70		
802.11ac VHT40	5510	---	58	
	5550	---	71	
	5590	---	71	
	5630	---	71	
	5670	---	63	
	5710	---	68	
	5710	---	68	
	5755	---	81	
	5795	---	81	
802.11ac VHT80	5530	---	50	
	5610	---	60	
	5690	---	61	
	5690	---	61	
	5775	---	66	

Test Mode	Frequency (MHz)	RF Power setting in Test Software		Test Software Version
		ANT-0	ANT-0+1	
802.11ax HE20	5500	---	53	Putty / AccessMtool
	5520	---	49	
	5540	---	49	
	5560	---	49	
	5580	---	49	
	5600	---	49	
	5620	---	49	
	5640	---	49	
	5660	---	49	
	5680	---	49	
	5700	---	53	
	5720	---	57	
	5720	---	57	
	5745	---	72	
	5765	---	71	
	5785	---	71	
	5805	---	71	
5825	---	70		
802.11ax HE40	5510	---	58	Putty / AccessMtool
	5550	---	71	
	5590	---	71	
	5630	---	71	
	5670	---	63	
	5710	---	68	
	5710	---	68	
	5755	---	81	
	5795	---	81	
802.11ax HE80	5530	---	50	Putty / AccessMtool
	5610	---	60	
	5690	---	61	
	5690	---	61	
	5775	---	66	

Maximum Conducted Output Power and Transmit power control Measurement

Low Band B1 & B2A

Maximum Conducted Output Power													
Test Mode	Data Rate	Frequency (MHz)	ANT-0		ANT-1		ANT-2		ANT-3		ANT-0+1+2+3		Limit (dBm)
			(dBm)	(W)	(dBm)	(W)	(dBm)	(W)	(dBm)	(W)	(dBm)	(W)	
802.11a	6 M	5180	22.57	0.181	---	---	---	---	---	---	---	---	≤ 30.00
		5200	23.71	0.235	---	---	---	---	---	---	---	---	≤ 30.00
		5220	23.62	0.230	---	---	---	---	---	---	---	---	≤ 30.00
		5240	23.81	0.240	---	---	---	---	---	---	---	---	≤ 30.00
		5260	21.73	0.149	---	---	---	---	---	---	---	---	≤ 24.00
		5280	21.69	0.148	---	---	---	---	---	---	---	---	≤ 24.00
		5300	21.61	0.145	---	---	---	---	---	---	---	---	≤ 24.00
		5320	21.31	0.135	---	---	---	---	---	---	---	---	≤ 24.00
802.11n HT20	6.5 M	5180	21.67	0.147	---	---	---	---	---	---	---	---	≤ 30.00
		5200	23.38	0.218	---	---	---	---	---	---	---	---	≤ 30.00
		5220	23.35	0.216	---	---	---	---	---	---	---	---	≤ 30.00
		5240	23.38	0.218	---	---	---	---	---	---	---	---	≤ 30.00
		5260	22.26	0.168	---	---	---	---	---	---	---	---	≤ 24.00
		5280	22.21	0.166	---	---	---	---	---	---	---	---	≤ 24.00
		5300	22.17	0.165	---	---	---	---	---	---	---	---	≤ 24.00
		5320	21.67	0.147	---	---	---	---	---	---	---	---	≤ 24.00
802.11n HT40	13.5 M	5190	20.48	0.112	---	---	---	---	---	---	---	---	≤ 30.00
		5230	23.57	0.228	---	---	---	---	---	---	---	---	≤ 30.00
		5270	23.36	0.217	---	---	---	---	---	---	---	---	≤ 24.00
		5310	19.78	0.095	---	---	---	---	---	---	---	---	≤ 24.00
802.11ac VHT20	6.5 M	5180	21.78	0.151	---	---	---	---	---	---	---	---	≤ 30.00
		5200	23.50	0.224	---	---	---	---	---	---	---	---	≤ 30.00
		5220	23.45	0.221	---	---	---	---	---	---	---	---	≤ 30.00
		5240	23.46	0.222	---	---	---	---	---	---	---	---	≤ 30.00
		5260	22.32	0.171	---	---	---	---	---	---	---	---	≤ 24.00
		5280	22.29	0.169	---	---	---	---	---	---	---	---	≤ 24.00
		5300	22.22	0.167	---	---	---	---	---	---	---	---	≤ 24.00
		5320	21.78	0.151	---	---	---	---	---	---	---	---	≤ 24.00
802.11ac VHT40	13.5 M	5190	20.56	0.114	---	---	---	---	---	---	---	---	≤ 30.00
		5230	23.68	0.233	---	---	---	---	---	---	---	---	≤ 30.00
		5270	23.45	0.221	---	---	---	---	---	---	---	---	≤ 24.00
		5310	19.87	0.097	---	---	---	---	---	---	---	---	≤ 24.00
802.11ac VHT80	29.3 M	5210	20.48	0.112	---	---	---	---	---	---	---	---	≤ 30.00
		5290	19.38	0.087	---	---	---	---	---	---	---	---	≤ 24.00
802.11ac VHT160	58.5 M	5250	15.75	0.038	---	---	---	---	---	---	---	---	≤ 30.00
		5250	15.89	0.039	---	---	---	---	---	---	---	---	≤ 24.00

Note: The relevant measured result has the offset with cable loss already.

Maximum Conducted Output Power													
Test Mode	Data Rate	Frequency (MHz)	ANT-0		ANT-1		ANT-2		ANT-3		ANT-0+1+2+3		Limit (dBm)
			(dBm)	(W)	(dBm)	(W)	(dBm)	(W)	(dBm)	(W)	(dBm)	(W)	
802.11ax HE20	MCS0	5180	21.83	0.152	---	---	---	---	---	---	---	---	≤ 30.00
		5200	23.59	0.229	---	---	---	---	---	---	---	---	≤ 30.00
		5220	23.51	0.224	---	---	---	---	---	---	---	---	≤ 30.00
		5240	23.58	0.228	---	---	---	---	---	---	---	---	≤ 30.00
		5260	22.41	0.174	---	---	---	---	---	---	---	---	≤ 24.00
		5280	22.36	0.172	---	---	---	---	---	---	---	---	≤ 24.00
		5300	22.31	0.170	---	---	---	---	---	---	---	---	≤ 24.00
802.11ax HE40	MCS0	5190	20.61	0.115	---	---	---	---	---	---	---	---	≤ 30.00
		5230	23.81	0.240	---	---	---	---	---	---	---	---	≤ 30.00
		5270	23.57	0.228	---	---	---	---	---	---	---	---	≤ 24.00
		5310	19.91	0.098	---	---	---	---	---	---	---	---	≤ 24.00
802.11ax HE80	MCS0	5210	20.53	0.113	---	---	---	---	---	---	---	---	≤ 30.00
		5290	19.52	0.090	---	---	---	---	---	---	---	---	≤ 24.00
802.11ax HE160	MCS0	5250	17.06	0.051	---	---	---	---	---	---	---	---	≤ 30.00
		5250	17.15	0.052	---	---	---	---	---	---	---	---	≤ 24.00

Note: The relevant measured result has the offset with cable loss already.

Maximum Conducted Output Power													
Test Mode	Data Rate	Frequency (MHz)	ANT-0		ANT-1		ANT-2		ANT-3		ANT-0+1+2+3		Limit (dBm)
			(dBm)	(W)	(dBm)	(W)	(dBm)	(W)	(dBm)	(W)	(dBm)	(W)	
802.11a	6 M	5180	20.67	0.117	20.71	0.118	---	---	---	---	23.70	0.234	≤ 30.00
		5200	23.57	0.228	23.83	0.242	---	---	---	---	26.71	0.469	≤ 30.00
		5220	23.51	0.224	23.78	0.239	---	---	---	---	26.66	0.463	≤ 30.00
		5240	23.72	0.236	23.68	0.233	---	---	---	---	26.71	0.469	≤ 30.00
		5260	19.31	0.085	19.77	0.095	---	---	---	---	22.56	0.180	≤ 24.00
		5280	19.16	0.082	19.64	0.092	---	---	---	---	22.42	0.174	≤ 24.00
		5300	19.10	0.081	19.58	0.091	---	---	---	---	22.36	0.172	≤ 24.00
		5320	19.15	0.082	19.75	0.094	---	---	---	---	22.47	0.177	≤ 24.00
802.11n HT20	13 M	5180	20.49	0.112	20.64	0.116	---	---	---	---	23.58	0.228	≤ 30.00
		5200	23.41	0.219	23.53	0.225	---	---	---	---	26.48	0.445	≤ 30.00
		5220	23.29	0.213	23.44	0.221	---	---	---	---	26.38	0.434	≤ 30.00
		5240	23.31	0.214	23.54	0.226	---	---	---	---	26.44	0.440	≤ 30.00
		5260	19.45	0.088	20.08	0.102	---	---	---	---	22.79	0.190	≤ 24.00
		5280	19.77	0.095	20.06	0.101	---	---	---	---	22.93	0.196	≤ 24.00
		5300	19.61	0.091	20.01	0.100	---	---	---	---	22.82	0.192	≤ 24.00
		5320	19.94	0.099	20.23	0.105	---	---	---	---	23.10	0.204	≤ 24.00
802.11n HT40	27 M	5190	19.34	0.086	19.59	0.091	---	---	---	---	22.48	0.177	≤ 30.00
		5230	23.50	0.224	23.88	0.244	---	---	---	---	26.70	0.468	≤ 30.00
		5270	20.67	0.117	20.38	0.109	---	---	---	---	23.54	0.226	≤ 24.00
		5310	19.13	0.082	19.02	0.080	---	---	---	---	22.09	0.162	≤ 24.00
802.11ac VHT20	13 M	5180	20.52	0.113	20.69	0.117	---	---	---	---	23.62	0.230	≤ 30.00
		5200	23.44	0.221	23.55	0.226	---	---	---	---	26.51	0.447	≤ 30.00
		5220	23.39	0.218	23.48	0.223	---	---	---	---	26.45	0.441	≤ 30.00
		5240	23.41	0.219	23.58	0.228	---	---	---	---	26.51	0.447	≤ 30.00
		5260	19.58	0.091	20.16	0.104	---	---	---	---	22.89	0.195	≤ 24.00
		5280	19.79	0.095	20.20	0.105	---	---	---	---	23.01	0.200	≤ 24.00
		5300	19.74	0.094	20.18	0.104	---	---	---	---	22.98	0.198	≤ 24.00
		5320	19.95	0.099	20.29	0.107	---	---	---	---	23.13	0.206	≤ 24.00
802.11ac VHT40	27 M	5190	19.37	0.086	19.66	0.092	---	---	---	---	22.53	0.179	≤ 30.00
		5230	23.57	0.228	23.89	0.245	---	---	---	---	26.74	0.472	≤ 30.00
		5270	20.74	0.119	20.51	0.112	---	---	---	---	23.64	0.231	≤ 24.00
		5310	19.24	0.084	19.07	0.081	---	---	---	---	22.17	0.165	≤ 24.00
802.11ac VHT80	58.6 M	5210	19.14	0.082	19.18	0.083	---	---	---	---	22.17	0.165	≤ 30.00
		5290	18.81	0.076	18.70	0.074	---	---	---	---	21.77	0.150	≤ 24.00
802.11ac VHT160	117 M	5250	14.86	0.031	14.72	0.030	---	---	---	---	17.80	0.060	≤ 30.00
		5250	14.99	0.032	15.06	0.032	---	---	---	---	18.03	0.064	≤ 24.00

Note: The relevant measured result has the offset with cable loss already.

Maximum Conducted Output Power													
Test Mode	Data Rate	Frequency (MHz)	ANT-0		ANT-1		ANT-2		ANT-3		ANT-0+1+2+3		Limit (dBm)
			(dBm)	(W)	(dBm)	(W)	(dBm)	(W)	(dBm)	(W)	(dBm)	(W)	
802.11ax HE20	MCS0	5180	20.61	0.115	20.73	0.118	---	---	---	---	23.68	0.233	≤ 30.00
		5200	23.47	0.222	23.58	0.228	---	---	---	---	26.54	0.450	≤ 30.00
		5220	23.41	0.219	23.51	0.224	---	---	---	---	26.47	0.444	≤ 30.00
		5240	23.45	0.221	23.59	0.229	---	---	---	---	26.53	0.450	≤ 30.00
		5260	19.71	0.094	20.19	0.104	---	---	---	---	22.97	0.198	≤ 24.00
		5280	19.85	0.097	20.30	0.107	---	---	---	---	23.09	0.204	≤ 24.00
		5300	19.79	0.095	20.22	0.105	---	---	---	---	23.02	0.200	≤ 24.00
		5320	19.98	0.100	20.41	0.110	---	---	---	23.21	0.209	≤ 24.00	
802.11ax HE40	MCS0	5190	19.45	0.088	19.77	0.095	---	---	---	---	22.62	0.183	≤ 30.00
		5230	23.71	0.235	23.98	0.250	---	---	---	---	26.86	0.485	≤ 30.00
		5270	20.86	0.122	20.76	0.119	---	---	---	---	23.82	0.241	≤ 24.00
		5310	19.25	0.084	19.18	0.083	---	---	---	---	22.23	0.167	≤ 24.00
802.11ax HE80	MCS0	5210	19.17	0.083	19.26	0.084	---	---	---	---	22.23	0.167	≤ 30.00
		5290	18.86	0.077	18.77	0.075	---	---	---	---	21.83	0.152	≤ 24.00
802.11ax HE160	MCS0	5250	16.02	0.040	16.06	0.040	---	---	---	---	19.05	0.080	≤ 30.00
		5250	16.15	0.041	16.27	0.042	---	---	---	---	19.22	0.084	≤ 24.00

Note: The relevant measured result has the offset with cable loss already.

Maximum Conducted Output Power													
Test Mode	Data Rate	Frequency (MHz)	ANT-0		ANT-1		ANT-2		ANT-3		ANT-0+1+2+3		Limit (dBm)
			(dBm)	(W)	(dBm)	(W)	(dBm)	(W)	(dBm)	(W)	(dBm)	(W)	
802.11a	6 M	5180	18.47	0.070	18.49	0.071	18.38	0.069	---	---	23.22	0.210	≤ 30.00
		5200	21.82	0.152	22.01	0.159	21.73	0.149	---	---	26.63	0.460	≤ 30.00
		5220	21.75	0.150	21.96	0.157	21.67	0.147	---	---	26.57	0.454	≤ 30.00
		5240	22.01	0.159	22.08	0.161	21.83	0.152	---	---	26.75	0.473	≤ 30.00
		5260	15.81	0.038	16.08	0.041	15.97	0.040	---	---	20.73	0.118	≤ 24.00
		5280	15.76	0.038	16.07	0.040	15.68	0.037	---	---	20.61	0.115	≤ 24.00
		5300	15.68	0.037	15.99	0.040	15.62	0.036	---	---	20.54	0.113	≤ 24.00
		5320	15.76	0.038	16.31	0.043	15.83	0.038	---	---	20.74	0.119	≤ 24.00
802.11n HT20	19.5 M	5180	19.26	0.084	19.38	0.087	19.18	0.083	---	---	24.05	0.254	≤ 30.00
		5200	21.61	0.145	21.57	0.144	21.38	0.137	---	---	26.29	0.426	≤ 30.00
		5220	21.56	0.143	21.46	0.140	21.25	0.133	---	---	26.20	0.417	≤ 30.00
		5240	22.13	0.163	22.09	0.162	22.33	0.171	---	---	26.96	0.496	≤ 30.00
		5260	16.46	0.044	16.97	0.050	16.69	0.047	---	---	21.48	0.141	≤ 24.00
		5280	16.35	0.043	16.63	0.046	16.20	0.042	---	---	21.17	0.131	≤ 24.00
		5300	16.25	0.042	16.47	0.044	16.17	0.041	---	---	21.07	0.128	≤ 24.00
		5320	16.46	0.044	17.10	0.051	16.34	0.043	---	---	21.42	0.139	≤ 24.00
802.11n HT40	40.5 M	5190	17.54	0.057	17.49	0.056	17.25	0.053	---	---	22.20	0.166	≤ 30.00
		5230	23.01	0.200	23.24	0.211	22.71	0.187	---	---	27.76	0.597	≤ 30.00
		5270	19.24	0.084	18.98	0.079	18.94	0.078	---	---	23.83	0.241	≤ 24.00
		5310	19.13	0.082	19.04	0.080	18.67	0.074	---	---	23.72	0.236	≤ 24.00
802.11ac VHT20	19.5 M	5180	19.39	0.087	19.40	0.087	19.29	0.085	---	---	24.13	0.259	≤ 30.00
		5200	21.74	0.149	21.65	0.146	21.43	0.139	---	---	26.38	0.434	≤ 30.00
		5220	21.60	0.145	21.54	0.143	21.31	0.135	---	---	26.26	0.422	≤ 30.00
		5240	22.26	0.168	22.19	0.166	22.41	0.174	---	---	27.06	0.508	≤ 30.00
		5260	16.54	0.045	17.00	0.050	16.74	0.047	---	---	21.54	0.142	≤ 24.00
		5280	16.42	0.044	16.69	0.047	16.32	0.043	---	---	21.25	0.133	≤ 24.00
		5300	16.28	0.042	16.59	0.046	16.28	0.042	---	---	21.16	0.131	≤ 24.00
		5320	16.49	0.045	17.18	0.052	16.37	0.043	---	---	21.47	0.140	≤ 24.00
802.11ac VHT40	40.5 M	5190	17.61	0.058	17.61	0.058	17.32	0.054	---	---	22.29	0.169	≤ 30.00
		5230	23.08	0.203	23.28	0.213	22.74	0.188	---	---	27.81	0.604	≤ 30.00
		5270	19.30	0.085	19.09	0.081	18.98	0.079	---	---	23.90	0.245	≤ 24.00
		5310	19.26	0.084	19.07	0.081	18.72	0.074	---	---	23.79	0.240	≤ 24.00
802.11ac VHT80	87.9 M	5210	17.15	0.052	16.94	0.049	16.93	0.049	---	---	21.78	0.151	≤ 30.00
		5290	18.40	0.069	18.37	0.069	17.98	0.063	---	---	23.03	0.201	≤ 24.00
802.11ac VHT160	175.5 M	5250	14.14	0.026	13.93	0.025	15.18	0.033	---	---	19.22	0.084	≤ 30.00
		5250	14.27	0.027	14.12	0.026	14.55	0.028	---	---	19.09	0.081	≤ 24.00

Note: The relevant measured result has the offset with cable loss already.

Maximum Conducted Output Power													
Test Mode	Data Rate	Frequency (MHz)	ANT-0		ANT-1		ANT-2		ANT-3		ANT-0+1+2+3		Limit (dBm)
			(dBm)	(W)	(dBm)	(W)	(dBm)	(W)	(dBm)	(W)	(dBm)	(W)	
802.11ax HE20	MCS0	5180	19.49	0.089	19.53	0.090	19.36	0.086	---	---	24.23	0.265	≤ 30.00
		5200	21.82	0.152	21.71	0.148	21.47	0.140	---	---	26.44	0.441	≤ 30.00
		5220	21.73	0.149	21.64	0.146	21.41	0.138	---	---	26.37	0.433	≤ 30.00
		5240	22.85	0.193	22.76	0.189	22.67	0.185	---	---	27.53	0.566	≤ 30.00
		5260	16.63	0.046	17.06	0.051	16.86	0.049	---	---	21.62	0.145	≤ 24.00
		5280	16.48	0.044	16.71	0.047	16.43	0.044	---	---	21.31	0.135	≤ 24.00
		5300	16.41	0.044	16.65	0.046	16.38	0.043	---	---	21.25	0.133	≤ 24.00
		5320	16.53	0.045	17.19	0.052	16.51	0.045	---	---	21.53	0.142	≤ 24.00
802.11ax HE40	MCS0	5190	17.63	0.058	17.71	0.059	17.46	0.056	---	---	22.37	0.173	≤ 30.00
		5230	23.22	0.210	23.32	0.215	22.88	0.194	---	---	27.92	0.619	≤ 30.00
		5270	19.31	0.085	19.14	0.082	18.98	0.079	---	---	23.92	0.246	≤ 24.00
		5310	19.27	0.085	19.21	0.083	18.76	0.075	---	---	23.86	0.243	≤ 24.00
802.11ax HE80	MCS0	5210	17.17	0.052	16.97	0.050	16.96	0.050	---	---	21.81	0.152	≤ 30.00
		5290	18.47	0.070	18.43	0.070	18.09	0.064	---	---	23.10	0.204	≤ 24.00
802.11ax HE160	MCS0	5250	15.32	0.034	15.16	0.033	15.64	0.037	---	---	20.15	0.103	≤ 30.00
		5250	15.46	0.035	15.41	0.035	15.01	0.032	---	---	20.07	0.102	≤ 24.00

Note: The relevant measured result has the offset with cable loss already.

Maximum Conducted Output Power													
Test Mode	Data Rate	Frequency (MHz)	ANT-0		ANT-1		ANT-2		ANT-3		ANT-0+1+2+3		Limit (dBm)
			(dBm)	(W)	(dBm)	(W)	(dBm)	(W)	(dBm)	(W)	(dBm)	(W)	
802.11a	6 M	5180	18.53	0.071	18.28	0.067	18.58	0.072	18.67	0.074	24.54	0.284	≤ 30.00
		5200	18.55	0.072	18.42	0.070	18.62	0.073	18.80	0.076	24.62	0.290	≤ 30.00
		5220	18.50	0.071	18.38	0.069	18.55	0.072	15.73	0.037	23.96	0.249	≤ 30.00
		5240	18.68	0.074	18.43	0.070	18.61	0.073	18.94	0.078	24.69	0.294	≤ 30.00
		5260	13.27	0.021	13.38	0.022	13.68	0.023	13.76	0.024	19.55	0.090	≤ 24.00
		5280	12.93	0.020	13.02	0.020	13.29	0.021	13.42	0.022	19.19	0.083	≤ 24.00
		5300	12.86	0.019	12.95	0.020	13.22	0.021	13.36	0.022	19.12	0.082	≤ 24.00
		5320	13.05	0.020	13.32	0.021	13.45	0.022	13.55	0.023	19.37	0.086	≤ 24.00
802.11n HT20	26 M	5180	19.39	0.087	19.16	0.082	19.27	0.085	19.43	0.088	25.33	0.342	≤ 30.00
		5200	19.53	0.090	19.35	0.086	19.53	0.090	19.45	0.088	25.49	0.354	≤ 30.00
		5220	19.43	0.088	19.32	0.086	19.36	0.086	19.32	0.086	25.38	0.345	≤ 30.00
		5240	19.32	0.086	19.29	0.085	19.55	0.090	19.70	0.093	25.49	0.354	≤ 30.00
		5260	13.43	0.022	13.49	0.022	13.87	0.024	13.88	0.024	19.69	0.093	≤ 24.00
		5280	13.09	0.020	13.22	0.021	13.44	0.022	13.49	0.022	19.33	0.086	≤ 24.00
		5300	13.03	0.020	13.18	0.021	13.40	0.022	13.43	0.022	19.28	0.085	≤ 24.00
		5320	13.49	0.022	13.68	0.023	13.66	0.023	13.99	0.025	19.73	0.094	≤ 24.00
802.11n HT40	54 M	5190	17.69	0.059	17.71	0.059	17.70	0.059	17.50	0.056	23.67	0.233	≤ 30.00
		5230	22.28	0.169	22.43	0.175	22.25	0.168	22.09	0.162	28.28	0.674	≤ 30.00
		5270	16.47	0.044	16.20	0.042	16.39	0.044	16.28	0.042	22.36	0.172	≤ 24.00
		5310	16.39	0.044	16.46	0.044	16.26	0.042	16.19	0.042	22.35	0.172	≤ 24.00
802.11ac VHT20	26 M	5180	19.46	0.088	19.28	0.085	19.39	0.087	19.45	0.088	25.42	0.348	≤ 30.00
		5200	19.54	0.090	19.39	0.087	19.57	0.091	19.53	0.090	25.53	0.357	≤ 30.00
		5220	19.45	0.088	19.38	0.087	19.41	0.087	19.46	0.088	25.45	0.350	≤ 30.00
		5240	19.44	0.088	19.41	0.087	19.69	0.093	19.73	0.094	25.59	0.362	≤ 30.00
		5260	13.48	0.022	13.55	0.023	13.88	0.024	14.01	0.025	19.76	0.095	≤ 24.00
		5280	13.15	0.021	13.31	0.021	13.48	0.022	13.57	0.023	19.40	0.087	≤ 24.00
		5300	13.13	0.021	13.26	0.021	13.47	0.022	13.56	0.023	19.38	0.087	≤ 24.00
		5320	13.51	0.022	13.71	0.023	13.74	0.024	14.02	0.025	19.77	0.095	≤ 24.00
802.11ac VHT40	54 M	5190	17.82	0.061	17.76	0.060	17.79	0.060	17.64	0.058	23.77	0.238	≤ 30.00
		5230	22.32	0.171	22.50	0.178	22.31	0.170	22.23	0.167	28.36	0.686	≤ 30.00
		5270	16.55	0.045	16.22	0.042	16.41	0.044	16.37	0.043	22.41	0.174	≤ 24.00
		5310	16.51	0.045	16.50	0.045	16.39	0.044	16.33	0.043	22.45	0.176	≤ 24.00
802.11ac VHT80	117.2 M	5210	17.77	0.060	17.57	0.057	17.84	0.061	17.87	0.061	23.78	0.239	≤ 30.00
		5290	17.84	0.061	17.54	0.057	17.34	0.054	17.55	0.057	23.59	0.229	≤ 24.00
802.11ac VHT160	234 M	5250	14.31	0.027	14.14	0.026	15.31	0.034	15.08	0.032	20.76	0.119	≤ 30.00
		5250	14.50	0.028	14.42	0.028	14.72	0.030	15.32	0.034	20.78	0.120	≤ 24.00

Note: The relevant measured result has the offset with cable loss already.

Maximum Conducted Output Power													
Test Mode	Data Rate	Frequency (MHz)	ANT-0		ANT-1		ANT-2		ANT-3		ANT-0+1+2+3		Limit (dBm)
			(dBm)	(W)	(dBm)	(W)	(dBm)	(W)	(dBm)	(W)	(dBm)	(W)	
802.11ax HE20	MCS0	5180	19.53	0.090	19.42	0.087	19.52	0.090	19.56	0.090	25.53	0.357	≤ 30.00
		5200	19.56	0.090	19.52	0.090	19.61	0.091	19.58	0.091	25.59	0.362	≤ 30.00
		5220	19.52	0.090	19.46	0.088	19.51	0.089	19.49	0.089	25.52	0.356	≤ 30.00
		5240	19.58	0.091	19.47	0.089	19.76	0.095	19.77	0.095	25.67	0.369	≤ 30.00
		5260	13.61	0.023	13.64	0.023	13.96	0.025	14.02	0.025	19.83	0.096	≤ 24.00
		5280	13.23	0.021	13.42	0.022	13.60	0.023	13.71	0.023	19.51	0.089	≤ 24.00
		5300	13.17	0.021	13.35	0.022	13.52	0.022	13.65	0.023	19.45	0.088	≤ 24.00
		5320	13.64	0.023	13.82	0.024	13.86	0.024	14.09	0.026	19.88	0.097	≤ 24.00
802.11ax HE40	MCS0	5190	17.86	0.061	17.85	0.061	17.81	0.060	17.73	0.059	23.83	0.242	≤ 30.00
		5230	22.46	0.176	22.59	0.182	22.37	0.173	22.29	0.169	28.45	0.700	≤ 30.00
		5270	16.61	0.046	16.27	0.042	16.55	0.045	16.41	0.044	22.48	0.177	≤ 24.00
		5310	16.53	0.045	16.58	0.045	16.43	0.044	16.37	0.043	22.50	0.178	≤ 24.00
802.11ax HE80	MCS0	5210	17.81	0.060	17.69	0.059	17.93	0.062	17.97	0.063	23.87	0.244	≤ 30.00
		5290	17.88	0.061	17.68	0.059	17.39	0.055	17.58	0.057	23.66	0.232	≤ 24.00
802.11ax HE160	MCS0	5250	15.46	0.035	15.40	0.035	15.85	0.038	15.51	0.036	21.58	0.144	≤ 30.00
		5250	15.64	0.037	15.65	0.037	15.13	0.033	15.75	0.038	21.57	0.144	≤ 24.00

Note: The relevant measured result has the offset with cable loss already.

Low TPC Power												
Test Mode	Data Rate	Frequency (MHz)	ANT-0		ANT-1		ANT-2		ANT-3		ANT-0+1+2+3	
			(dBm)	(W)	(dBm)	(W)	(dBm)	(W)	(dBm)	(W)	(dBm)	(W)
802.11a	6 M	5260	20.61	0.115	---	---	---	---	---	---	---	---
		5280	20.60	0.115	---	---	---	---	---	---	---	---
		5300	20.53	0.113	---	---	---	---	---	---	---	---
		5320	20.58	0.114	---	---	---	---	---	---	---	---
802.11n HT20	6.5 M	5260	20.61	0.115	---	---	---	---	---	---	---	---
		5280	20.53	0.113	---	---	---	---	---	---	---	---
		5300	20.46	0.111	---	---	---	---	---	---	---	---
		5320	20.49	0.112	---	---	---	---	---	---	---	---
802.11n HT40	13.5 M	5270	20.61	0.115	---	---	---	---	---	---	---	---
		5310	19.78	0.095	---	---	---	---	---	---	---	---
802.11ac VHT20	6.5 M	5260	20.68	0.117	---	---	---	---	---	---	---	---
		5280	20.59	0.115	---	---	---	---	---	---	---	---
		5300	20.52	0.113	---	---	---	---	---	---	---	---
		5320	20.53	0.113	---	---	---	---	---	---	---	---
802.11ac VHT40	13.5 M	5270	20.68	0.117	---	---	---	---	---	---	---	---
		5310	19.87	0.097	---	---	---	---	---	---	---	---
802.11ac VHT80	29.3 M	5290	19.38	0.087	---	---	---	---	---	---	---	---
802.11ac VHT160	58.5 M	5250	15.89	0.039	---	---	---	---	---	---	---	---
802.11ax HE20	MCS0	5260	20.75	0.119	---	---	---	---	---	---	---	---
		5280	20.65	0.116	---	---	---	---	---	---	---	---
		5300	20.59	0.115	---	---	---	---	---	---	---	---
		5320	20.58	0.114	---	---	---	---	---	---	---	---
802.11ax HE40	MCS0	5270	20.73	0.118	---	---	---	---	---	---	---	---
		5310	19.91	0.098	---	---	---	---	---	---	---	---
802.11ax HE80	MCS0	5290	19.52	0.090	---	---	---	---	---	---	---	---
802.11ax HE160	MCS0	5250	17.15	0.052	---	---	---	---	---	---	---	---

Note: The relevant measured result has the offset with cable loss already.

Low TPC Power						
Test Mode	Data Rate	Frequency (MHz)	Max. Low TPC Power	Max. Gain	E.I.R.P.	Limit (dBm)
			(dBm)	(dBi)	(dBm)	
802.11a	6 M	5260	20.61	3.20	23.81	≤ 24.00
		5280	20.60	3.20	23.80	≤ 24.00
		5300	20.53	3.20	23.73	≤ 24.00
		5320	20.58	3.20	23.78	≤ 24.00
802.11n HT20	6.5 M	5260	20.61	3.20	23.81	≤ 24.00
		5280	20.53	3.20	23.73	≤ 24.00
		5300	20.46	3.20	23.66	≤ 24.00
		5320	20.49	3.20	23.69	≤ 24.00
802.11n HT40	13.5 M	5270	20.61	3.20	23.81	≤ 24.00
		5310	19.78	3.20	22.98	≤ 24.00
802.11ac VHT20	6.5 M	5260	20.68	3.20	23.88	≤ 24.00
		5280	20.59	3.20	23.79	≤ 24.00
		5300	20.52	3.20	23.72	≤ 24.00
		5320	20.53	3.20	23.73	≤ 24.00
802.11ac VHT40	13.5 M	5270	20.68	3.20	23.88	≤ 24.00
		5310	19.87	3.20	23.07	≤ 24.00
802.11ac VHT80	29.3 M	5290	19.38	3.20	22.58	≤ 24.00
802.11ac VHT160	58.5 M	5250	15.89	3.20	19.09	≤ 24.00
802.11ax HE20	MCS0	5260	20.75	3.20	23.95	≤ 24.00
		5280	20.65	3.20	23.85	≤ 24.00
		5300	20.59	3.20	23.79	≤ 24.00
		5320	20.58	3.20	23.78	≤ 24.00
802.11ax HE40	MCS0	5270	20.73	3.20	23.93	≤ 24.00
		5310	19.91	3.20	23.11	≤ 24.00
802.11ax HE80	MCS0	5290	19.52	3.20	22.72	≤ 24.00
802.11ax HE160	MCS0	5250	17.15	3.20	20.35	≤ 24.00

Note: The relevant measured result has the offset with cable loss already.

Low TPC Power												
Test Mode	Data Rate	Frequency (MHz)	ANT-0		ANT-1		ANT-2		ANT-3		ANT-0+1+2+3	
			(dBm)	(W)	(dBm)	(W)	(dBm)	(W)	(dBm)	(W)	(dBm)	(W)
802.11a	6 M	5260	17.48	0.056	17.89	0.062	---	---	---	---	20.70	0.117
		5280	17.42	0.055	17.76	0.060	---	---	---	---	20.60	0.115
		5300	17.37	0.055	17.71	0.059	---	---	---	---	20.55	0.114
		5320	17.38	0.055	17.78	0.060	---	---	---	---	20.59	0.115
802.11n HT20	13 M	5260	17.32	0.054	17.81	0.060	---	---	---	---	20.58	0.114
		5280	17.36	0.054	17.69	0.059	---	---	---	---	20.54	0.113
		5300	17.31	0.054	17.64	0.058	---	---	---	---	20.49	0.112
		5320	17.26	0.053	17.61	0.058	---	---	---	---	20.45	0.111
802.11n HT40	27M	5270	17.32	0.054	17.66	0.058	---	---	---	---	20.50	0.112
		5310	17.41	0.055	17.46	0.056	---	---	---	---	20.45	0.111
802.11ac VHT20	13 M	5260	17.38	0.055	17.86	0.061	---	---	---	---	20.64	0.116
		5280	17.41	0.055	17.74	0.059	---	---	---	---	20.59	0.115
		5300	17.36	0.054	17.71	0.059	---	---	---	---	20.55	0.113
		5320	17.31	0.054	17.70	0.059	---	---	---	---	20.52	0.113
802.11ac VHT40	27M	5270	17.38	0.055	17.73	0.059	---	---	---	---	20.57	0.114
		5310	17.46	0.056	17.51	0.056	---	---	---	---	20.50	0.112
802.11ac VHT80	58.6 M	5290	17.66	0.058	17.59	0.057	---	---	---	---	20.64	0.116
802.11ac VHT160	117 M	5250	14.99	0.032	15.06	0.032	---	---	---	---	18.03	0.064
802.11ax HE20	MCS0	5260	17.43	0.055	17.91	0.062	---	---	---	---	20.69	0.117
		5280	17.49	0.056	17.82	0.061	---	---	---	---	20.67	0.117
		5300	17.42	0.055	17.76	0.060	---	---	---	---	20.60	0.115
		5320	17.39	0.055	17.77	0.060	---	---	---	---	20.59	0.115
802.11ax HE40	MCS0	5270	17.43	0.055	17.78	0.060	---	---	---	---	20.62	0.115
		5310	17.51	0.056	17.59	0.057	---	---	---	---	20.56	0.114
802.11ax HE80	MCS0	5290	17.71	0.059	17.63	0.058	---	---	---	---	20.68	0.117
802.11ax HE160	MCS0	5250	16.15	0.041	16.27	0.042	---	---	---	---	19.22	0.084

Note: The relevant measured result has the offset with cable loss already.

Low TPC Power						
Test Mode	Data Rate	Frequency (MHz)	Max. Low TPC Power	Max. Gain	E.I.R.P.	Limit (dBm)
			(dBm)	(dBi)	(dBm)	
802.11a	6 M	5260	20.70	3.20	23.90	≤ 24.00
		5280	20.60	3.20	23.80	≤ 24.00
		5300	20.55	3.20	23.75	≤ 24.00
		5320	20.59	3.20	23.79	≤ 24.00
802.11n HT20	13 M	5260	20.58	3.20	23.78	≤ 24.00
		5280	20.54	3.20	23.74	≤ 24.00
		5300	20.49	3.20	23.69	≤ 24.00
		5320	20.45	3.20	23.65	≤ 24.00
802.11n HT40	27M	5270	20.50	3.20	23.70	≤ 24.00
		5310	20.45	3.20	23.65	≤ 24.00
802.11ac VHT20	13 M	5260	20.64	3.20	23.84	≤ 24.00
		5280	20.59	3.20	23.79	≤ 24.00
		5300	20.55	3.20	23.75	≤ 24.00
		5320	20.52	3.20	23.72	≤ 24.00
802.11ac VHT40	27M	5270	20.57	3.20	23.77	≤ 24.00
		5310	20.50	3.20	23.70	≤ 24.00
802.11ac VHT80	58.6 M	5290	20.64	3.20	23.84	≤ 24.00
802.11ac VHT160	117 M	5250	18.03	3.20	21.23	≤ 24.00
802.11ax HE20	MCS0	5260	20.69	3.20	23.89	≤ 24.00
		5280	20.67	3.20	23.87	≤ 24.00
		5300	20.60	3.20	23.80	≤ 24.00
		5320	20.59	3.20	23.79	≤ 24.00
802.11ax HE40	MCS0	5270	20.62	3.20	23.82	≤ 24.00
		5310	20.56	3.20	23.76	≤ 24.00
802.11ax HE80	MCS0	5290	20.68	3.20	23.88	≤ 24.00
802.11ax HE160	MCS0	5250	19.22	3.20	22.42	≤ 24.00

Note: The relevant measured result has the offset with cable loss already.

Low TPC Power												
Test Mode	Data Rate	Frequency (MHz)	ANT-0		ANT-1		ANT-2		ANT-3		ANT-0+1+2+3	
			(dBm)	(W)	(dBm)	(W)	(dBm)	(W)	(dBm)	(W)	(dBm)	(W)
802.11a	6 M	5260	15.81	0.038	16.08	0.041	15.97	0.040	---	---	20.73	0.118
		5280	15.76	0.038	16.07	0.040	15.68	0.037	---	---	20.61	0.115
		5300	15.68	0.037	15.99	0.040	15.62	0.036	---	---	20.54	0.113
		5320	15.76	0.038	16.31	0.043	15.83	0.038	---	---	20.74	0.119
802.11n HT20	19.5 M	5260	15.39	0.035	15.71	0.037	15.61	0.036	---	---	20.34	0.108
		5280	15.52	0.036	15.90	0.039	15.42	0.035	---	---	20.39	0.109
		5300	15.50	0.035	15.70	0.037	15.33	0.034	---	---	20.28	0.107
		5320	15.61	0.036	16.03	0.040	15.79	0.038	---	---	20.58	0.114
802.11n HT40	40.5M	5270	15.81	0.038	15.64	0.037	15.72	0.037	---	---	20.50	0.112
		5310	15.90	0.039	15.67	0.037	15.54	0.036	---	---	20.48	0.112
802.11ac VHT20	19.5 M	5260	15.48	0.035	15.80	0.038	15.66	0.037	---	---	20.42	0.110
		5280	15.62	0.036	15.92	0.039	15.53	0.036	---	---	20.46	0.111
		5300	15.60	0.036	15.81	0.038	15.41	0.035	---	---	20.38	0.109
		5320	15.74	0.037	16.14	0.041	15.85	0.038	---	---	20.68	0.117
802.11ac VHT40	40.5M	5270	15.86	0.039	15.70	0.037	15.83	0.038	---	---	20.57	0.114
		5310	16.04	0.040	15.70	0.037	15.66	0.037	---	---	20.57	0.114
802.11ac VHT80	87.9 M	5290	15.95	0.039	15.92	0.039	15.97	0.040	---	---	20.72	0.118
802.11ac VHT160	175.5 M	5250	14.27	0.027	14.12	0.026	14.55	0.028	---	---	19.09	0.081
802.11ax HE20	MCS0	5260	15.58	0.036	15.91	0.039	15.75	0.038	---	---	20.52	0.113
		5280	15.74	0.037	15.96	0.039	15.58	0.036	---	---	20.53	0.113
		5300	15.68	0.037	15.91	0.039	15.53	0.036	---	---	20.48	0.112
		5320	15.86	0.039	16.26	0.042	15.91	0.039	---	---	20.78	0.120
802.11ax HE40	MCS0	5270	15.95	0.039	15.78	0.038	15.91	0.039	---	---	20.65	0.116
		5310	16.08	0.041	15.80	0.038	15.73	0.037	---	---	20.64	0.116
802.11ax HE80	MCS0	5290	15.97	0.040	15.93	0.039	16.02	0.040	---	---	20.74	0.119
802.11ax HE160	MCS0	5250	15.46	0.035	15.41	0.035	15.01	0.032	---	---	20.07	0.102

Note: The relevant measured result has the offset with cable loss already.

Low TPC Power						
Test Mode	Data Rate	Frequency (MHz)	Max. Low TPC Power	Max. Gain	E.I.R.P.	Limit (dBm)
			(dBm)	(dBi)	(dBm)	
802.11a	6 M	5260	20.73	3.20	23.93	≤ 24.00
		5280	20.61	3.20	23.81	≤ 24.00
		5300	20.54	3.20	23.74	≤ 24.00
		5320	20.74	3.20	23.94	≤ 24.00
802.11n HT20	19.5 M	5260	20.34	3.20	23.54	≤ 24.00
		5280	20.39	3.20	23.59	≤ 24.00
		5300	20.28	3.20	23.48	≤ 24.00
		5320	20.58	3.20	23.78	≤ 24.00
802.11n HT40	40.5M	5270	20.50	3.20	23.70	≤ 24.00
		5310	20.48	3.20	23.68	≤ 24.00
802.11ac VHT20	19.5 M	5260	20.42	3.20	23.62	≤ 24.00
		5280	20.46	3.20	23.66	≤ 24.00
		5300	20.38	3.20	23.58	≤ 24.00
		5320	20.68	3.20	23.88	≤ 24.00
802.11ac VHT40	40.5M	5270	20.57	3.20	23.77	≤ 24.00
		5310	20.57	3.20	23.77	≤ 24.00
802.11ac VHT80	87.9 M	5290	20.72	3.20	23.92	≤ 24.00
802.11ac VHT160	175.5 M	5250	19.09	3.20	22.29	≤ 24.00
802.11ax HE20	MCS0	5260	20.52	3.20	23.72	≤ 24.00
		5280	20.53	3.20	23.73	≤ 24.00
		5300	20.48	3.20	23.68	≤ 24.00
		5320	20.78	3.20	23.98	≤ 24.00
802.11ax HE40	MCS0	5270	20.65	3.20	23.85	≤ 24.00
		5310	20.64	3.20	23.84	≤ 24.00
802.11ax HE80	MCS0	5290	20.74	3.20	23.94	≤ 24.00
802.11ax HE160	MCS0	5250	20.07	3.20	23.27	≤ 24.00

Note: The relevant measured result has the offset with cable loss already.

Low TPC Power												
Test Mode	Data Rate	Frequency (MHz)	ANT-0		ANT-1		ANT-2		ANT-3		ANT-0+1+2+3	
			(dBm)	(W)	(dBm)	(W)	(dBm)	(W)	(dBm)	(W)	(dBm)	(W)
802.11a	6 M	5260	13.27	0.021	13.38	0.022	13.68	0.023	13.76	0.024	19.55	0.090
		5280	12.93	0.020	13.02	0.020	13.29	0.021	13.42	0.022	19.19	0.083
		5300	12.86	0.019	12.95	0.020	13.22	0.021	13.36	0.022	19.12	0.082
		5320	13.05	0.020	13.32	0.021	13.45	0.022	13.55	0.023	19.37	0.086
802.11n HT20	26 M	5260	13.43	0.022	13.49	0.022	13.87	0.024	13.88	0.024	19.69	0.093
		5280	13.09	0.020	13.22	0.021	13.44	0.022	13.49	0.022	19.33	0.086
		5300	13.03	0.020	13.18	0.021	13.40	0.022	13.43	0.022	19.28	0.085
		5320	13.49	0.022	13.68	0.023	13.66	0.023	13.99	0.025	19.73	0.094
802.11n HT40	54M	5270	13.93	0.025	13.98	0.025	13.73	0.024	13.68	0.023	19.85	0.097
		5310	14.00	0.025	14.01	0.025	13.71	0.023	13.80	0.024	19.90	0.098
802.11ac VHT20	26 M	5260	13.48	0.022	13.55	0.023	13.88	0.024	14.01	0.025	19.76	0.095
		5280	13.15	0.021	13.31	0.021	13.48	0.022	13.57	0.023	19.40	0.087
		5300	13.13	0.021	13.26	0.021	13.47	0.022	13.56	0.023	19.38	0.087
		5320	13.51	0.022	13.71	0.023	13.74	0.024	14.02	0.025	19.77	0.095
802.11ac VHT40	54M	5270	14.10	0.026	14.08	0.026	13.81	0.024	13.76	0.024	19.96	0.099
		5310	14.09	0.026	14.13	0.026	13.79	0.024	13.88	0.024	20.00	0.100
802.11ac VHT80	117.2 M	5290	14.03	0.025	14.01	0.025	13.78	0.024	13.84	0.024	19.94	0.099
802.11ac VHT160	234 M	5250	13.16	0.021	12.37	0.017	14.07	0.026	14.05	0.025	19.49	0.089
802.11ax HE20	MCS0	5260	13.61	0.023	13.64	0.023	13.96	0.025	14.02	0.025	19.83	0.096
		5280	13.23	0.021	13.42	0.022	13.60	0.023	13.71	0.023	19.51	0.089
		5300	13.17	0.021	13.35	0.022	13.52	0.022	13.65	0.023	19.45	0.088
		5320	13.64	0.023	13.82	0.024	13.86	0.024	14.09	0.026	19.88	0.097
802.11ax HE40	MCS0	5270	14.21	0.026	14.20	0.026	13.92	0.025	13.91	0.025	20.08	0.102
		5310	14.20	0.026	14.29	0.027	13.86	0.024	13.93	0.025	20.09	0.102
802.11ax HE80	MCS0	5290	14.09	0.026	14.11	0.026	13.87	0.024	13.92	0.025	20.02	0.100
802.11ax HE160	MCS0	5250	14.33	0.027	13.85	0.024	14.48	0.028	14.38	0.027	20.29	0.107

Note: The relevant measured result has the offset with cable loss already.

Low TPC Power						
Test Mode	Data Rate	Frequency (MHz)	Max. Low TPC Power	Max. Gain	E.I.R.P.	Limit (dBm)
			(dBm)	(dBi)	(dBm)	
802.11a	6 M	5260	19.55	3.70	23.25	≤ 24.00
		5280	19.19	3.70	22.89	≤ 24.00
		5300	19.12	3.70	22.82	≤ 24.00
		5320	19.37	3.70	23.07	≤ 24.00
802.11n HT20	26 M	5260	19.69	3.70	23.39	≤ 24.00
		5280	19.33	3.70	23.03	≤ 24.00
		5300	19.28	3.70	22.98	≤ 24.00
		5320	19.73	3.70	23.43	≤ 24.00
802.11n HT40	54M	5270	19.85	3.70	23.55	≤ 24.00
		5310	19.90	3.70	23.60	≤ 24.00
802.11ac VHT20	26 M	5260	19.76	3.70	23.46	≤ 24.00
		5280	19.40	3.70	23.10	≤ 24.00
		5300	19.38	3.70	23.08	≤ 24.00
		5320	19.77	3.70	23.47	≤ 24.00
802.11ac VHT40	54M	5270	19.96	3.70	23.66	≤ 24.00
		5310	20.00	3.70	23.70	≤ 24.00
802.11ac VHT80	117.2 M	5290	19.94	3.70	23.64	≤ 24.00
802.11ac VHT160	234 M	5250	19.49	3.70	23.19	≤ 24.00
802.11ax HE20	MCS0	5260	19.83	3.70	23.53	≤ 24.00
		5280	19.51	3.70	23.21	≤ 24.00
		5300	19.45	3.70	23.15	≤ 24.00
		5320	19.88	3.70	23.58	≤ 24.00
802.11ax HE40	MCS0	5270	20.08	3.70	23.78	≤ 24.00
		5310	20.09	3.70	23.79	≤ 24.00
802.11ax HE80	MCS0	5290	20.02	3.70	23.72	≤ 24.00
802.11ax HE160	MCS0	5250	20.29	3.70	23.99	≤ 24.00

Note: The relevant measured result has the offset with cable loss already.

High Band B2C & B3

Maximum Conducted Output Power									
Test Mode	Data Rate	Frequency (MHz)	ANT-0		ANT-1		ANT-0+1		Limit (dBm)
			(dBm)	(W)	(dBm)	(W)	(dBm)	(W)	
802.11a	6 M	5500	21.21	0.132	---	---	---	---	≤ 22.88
		5520	20.81	0.121	---	---	---	---	≤ 22.88
		5540	20.74	0.119	---	---	---	---	≤ 22.88
		5560	20.96	0.125	---	---	---	---	≤ 22.88
		5580	20.84	0.121	---	---	---	---	≤ 22.88
		5600	20.75	0.119	---	---	---	---	≤ 22.88
		5620	20.69	0.117	---	---	---	---	≤ 22.88
		5640	20.70	0.117	---	---	---	---	≤ 22.88
		5660	20.52	0.113	---	---	---	---	≤ 22.88
		5680	19.75	0.094	---	---	---	---	≤ 22.88
		5700	20.52	0.113	---	---	---	---	≤ 22.88
		5720	20.30	0.107	---	---	---	---	≤ 22.88
		5720	14.17	0.026	---	---	---	---	≤ 30.00
		5745	24.10	0.257	---	---	---	---	≤ 30.00
		5765	23.75	0.237	---	---	---	---	≤ 30.00
		5785	24.13	0.259	---	---	---	---	≤ 30.00
		5805	23.45	0.221	---	---	---	---	≤ 30.00
5825	22.32	0.171	---	---	---	---	≤ 30.00		
802.11n HT20	6.5 M	5500	21.97	0.157	---	---	---	---	≤ 23.56
		5520	21.38	0.137	---	---	---	---	≤ 23.56
		5540	21.59	0.144	---	---	---	---	≤ 23.56
		5560	21.87	0.154	---	---	---	---	≤ 23.56
		5580	21.48	0.141	---	---	---	---	≤ 23.56
		5600	21.53	0.142	---	---	---	---	≤ 23.56
		5620	21.43	0.139	---	---	---	---	≤ 23.56
		5640	21.50	0.141	---	---	---	---	≤ 23.56
		5660	21.50	0.141	---	---	---	---	≤ 23.56
		5680	20.69	0.117	---	---	---	---	≤ 23.56
		5700	20.14	0.103	---	---	---	---	≤ 23.56
		5720	21.29	0.135	---	---	---	---	≤ 23.56
		5720	15.27	0.034	---	---	---	---	≤ 30.00
		5745	23.81	0.240	---	---	---	---	≤ 30.00
		5765	23.33	0.215	---	---	---	---	≤ 30.00
		5785	23.34	0.216	---	---	---	---	≤ 30.00
		5805	23.15	0.207	---	---	---	---	≤ 30.00
5825	21.86	0.153	---	---	---	---	≤ 30.00		

Note: The relevant measured result has the offset with cable loss already.

Maximum Conducted Output Power									
Test Mode	Data Rate	Frequency (MHz)	ANT-0		ANT-1		ANT-0+1		Limit (dBm)
			(dBm)	(W)	(dBm)	(W)	(dBm)	(W)	
802.11n HT40	13.5 M	5510	17.20	0.052	---	---	---	---	≤ 24.00
		5550	23.06	0.202	---	---	---	---	≤ 24.00
		5590	23.02	0.200	---	---	---	---	≤ 24.00
		5630	22.87	0.194	---	---	---	---	≤ 24.00
		5670	19.88	0.097	---	---	---	---	≤ 24.00
		5710	23.79	0.239	---	---	---	---	≤ 24.00
		5710	13.90	0.025	---	---	---	---	≤ 30.00
		5755	23.36	0.217	---	---	---	---	≤ 30.00
		5795	22.98	0.199	---	---	---	---	≤ 30.00
802.11ac VHT20	6.5 M	5500	22.00	0.158	---	---	---	---	≤ 22.96
		5520	21.45	0.140	---	---	---	---	≤ 22.96
		5540	21.60	0.145	---	---	---	---	≤ 22.96
		5560	21.92	0.156	---	---	---	---	≤ 22.96
		5580	21.57	0.144	---	---	---	---	≤ 22.96
		5600	21.61	0.145	---	---	---	---	≤ 22.96
		5620	21.49	0.141	---	---	---	---	≤ 22.96
		5640	21.59	0.144	---	---	---	---	≤ 22.96
		5660	21.52	0.142	---	---	---	---	≤ 22.96
		5680	20.76	0.119	---	---	---	---	≤ 22.96
		5700	19.97	0.099	---	---	---	---	≤ 22.96
		5720	21.28	0.134	---	---	---	---	≤ 22.96
		5720	15.61	0.036	---	---	---	---	≤ 30.00
		5745	23.86	0.243	---	---	---	---	≤ 30.00
		5765	23.35	0.216	---	---	---	---	≤ 30.00
		5785	23.43	0.220	---	---	---	---	≤ 30.00
5805	23.24	0.211	---	---	---	---	≤ 30.00		
5825	21.87	0.154	---	---	---	---	≤ 30.00		
802.11ac VHT40	13.5 M	5510	17.29	0.054	---	---	---	---	≤ 24.00
		5550	23.09	0.204	---	---	---	---	≤ 24.00
		5590	23.00	0.200	---	---	---	---	≤ 24.00
		5630	22.93	0.196	---	---	---	---	≤ 24.00
		5670	19.94	0.099	---	---	---	---	≤ 24.00
		5710	23.67	0.233	---	---	---	---	≤ 24.00
		5710	13.49	0.022	---	---	---	---	≤ 30.00
		5755	23.38	0.218	---	---	---	---	≤ 30.00
		5795	23.04	0.201	---	---	---	---	≤ 30.00
802.11ac VHT80	29.3 M	5530	19.21	0.083	---	---	---	---	≤ 24.00
		5610	21.37	0.137	---	---	---	---	≤ 24.00
		5690	23.78	0.239	---	---	---	---	≤ 24.00
		5690	9.99	0.010	---	---	---	---	≤ 30.00
		5775	20.54	0.113	---	---	---	---	≤ 30.00

Note: The relevant measured result has the offset with cable loss already.

Maximum Conducted Output Power									
Test Mode	Data Rate	Frequency (MHz)	ANT-0		ANT-1		ANT-0+1		Limit (dBm)
			(dBm)	(W)	(dBm)	(W)	(dBm)	(W)	
802.11ax HE20	MCS0	5500	22.03	0.160	---	---	---	---	≤ 22.96
		5520	21.54	0.143	---	---	---	---	≤ 22.96
		5540	21.61	0.145	---	---	---	---	≤ 22.96
		5560	21.94	0.156	---	---	---	---	≤ 22.96
		5580	21.62	0.145	---	---	---	---	≤ 22.96
		5600	21.66	0.147	---	---	---	---	≤ 22.96
		5620	21.54	0.143	---	---	---	---	≤ 22.96
		5640	21.66	0.147	---	---	---	---	≤ 22.96
		5660	21.57	0.144	---	---	---	---	≤ 22.96
		5680	20.76	0.119	---	---	---	---	≤ 22.96
		5700	20.12	0.103	---	---	---	---	≤ 22.96
		5720	21.38	0.137	---	---	---	---	≤ 22.96
		5720	16.28	0.042	---	---	---	---	≤ 30.00
		5745	23.95	0.248	---	---	---	---	≤ 30.00
		5765	23.42	0.220	---	---	---	---	≤ 30.00
		5785	23.47	0.222	---	---	---	---	≤ 30.00
		5805	23.33	0.215	---	---	---	---	≤ 30.00
5825	21.92	0.156	---	---	---	---	≤ 30.00		
802.11ax HE40	MCS0	5510	17.31	0.054	---	---	---	---	≤ 24.00
		5550	23.12	0.205	---	---	---	---	≤ 24.00
		5590	23.08	0.203	---	---	---	---	≤ 24.00
		5630	22.98	0.199	---	---	---	---	≤ 24.00
		5670	20.19	0.104	---	---	---	---	≤ 24.00
		5710	23.81	0.240	---	---	---	---	≤ 24.00
		5710	14.10	0.026	---	---	---	---	≤ 30.00
		5755	23.43	0.220	---	---	---	---	≤ 30.00
		5795	23.12	0.205	---	---	---	---	≤ 30.00
802.11ax HE80	MCS0	5530	19.28	0.085	---	---	---	---	≤ 24.00
		5610	21.46	0.140	---	---	---	---	≤ 24.00
		5690	23.97	0.249	---	---	---	---	≤ 24.00
		5690	10.51	0.011	---	---	---	---	≤ 30.00
		5775	20.58	0.114	---	---	---	---	≤ 30.00

Note: The relevant measured result has the offset with cable loss already.

Maximum Conducted Output Power									
Test Mode	Data Rate	Frequency (MHz)	ANT-0		ANT-1		ANT-0+1		Limit (dBm)
			(dBm)	(W)	(dBm)	(W)	(dBm)	(W)	
802.11a	6 M	5500	18.01	0.063	17.62	0.058	20.83	0.121	≤ 22.88
		5520	17.76	0.060	17.56	0.057	20.67	0.117	≤ 22.88
		5540	17.68	0.059	17.54	0.057	20.62	0.115	≤ 22.88
		5560	17.78	0.060	17.58	0.057	20.69	0.117	≤ 22.88
		5580	17.69	0.059	17.47	0.056	20.59	0.115	≤ 22.88
		5600	17.65	0.058	17.47	0.056	20.57	0.114	≤ 22.88
		5620	17.77	0.060	17.54	0.057	20.67	0.117	≤ 22.88
		5640	17.70	0.059	17.52	0.056	20.62	0.115	≤ 22.88
		5660	17.68	0.059	17.52	0.056	20.61	0.115	≤ 22.88
		5680	17.70	0.059	17.58	0.057	20.65	0.116	≤ 22.88
		5700	17.63	0.058	18.04	0.064	20.85	0.122	≤ 22.88
		5720	17.15	0.052	17.66	0.058	20.42	0.110	≤ 22.88
		5720	11.42	0.014	11.80	0.015	14.63	0.029	≤ 30.00
		5745	23.24	0.211	23.80	0.240	26.54	0.451	≤ 30.00
		5765	23.08	0.203	23.67	0.233	26.40	0.436	≤ 30.00
		5785	23.11	0.205	23.72	0.236	26.44	0.440	≤ 30.00
		5805	23.10	0.204	23.65	0.232	26.39	0.436	≤ 30.00
5825	21.35	0.136	22.30	0.170	24.86	0.306	≤ 30.00		
802.11n HT20	13 M	5500	18.52	0.071	18.32	0.068	21.43	0.139	≤ 22.94
		5520	18.43	0.070	17.96	0.063	21.21	0.132	≤ 22.94
		5540	18.40	0.069	18.03	0.064	21.23	0.133	≤ 22.94
		5560	18.50	0.071	18.06	0.064	21.30	0.135	≤ 22.94
		5580	18.36	0.069	18.01	0.063	21.20	0.132	≤ 22.94
		5600	18.35	0.068	18.05	0.064	21.21	0.132	≤ 22.94
		5620	18.39	0.069	18.00	0.063	21.21	0.132	≤ 22.94
		5640	18.45	0.070	18.10	0.065	21.29	0.135	≤ 22.94
		5660	18.36	0.069	18.05	0.064	21.22	0.132	≤ 22.94
		5680	18.43	0.070	17.92	0.062	21.19	0.132	≤ 22.94
		5700	18.17	0.066	18.95	0.079	21.59	0.144	≤ 22.94
		5720	17.24	0.053	17.98	0.063	20.64	0.116	≤ 22.94
		5720	12.03	0.016	11.91	0.016	14.98	0.031	≤ 30.00
		5745	22.85	0.193	23.40	0.219	26.14	0.412	≤ 30.00
		5765	22.03	0.160	23.08	0.203	25.60	0.363	≤ 30.00
		5785	22.20	0.166	23.12	0.205	25.69	0.371	≤ 30.00
		5805	22.11	0.163	22.99	0.199	25.58	0.362	≤ 30.00
5825	20.83	0.121	21.93	0.156	24.43	0.277	≤ 30.00		

Note: The relevant measured result has the offset with cable loss already.

Maximum Conducted Output Power									
Test Mode	Data Rate	Frequency (MHz)	ANT-0		ANT-1		ANT-0+1		Limit (dBm)
			(dBm)	(W)	(dBm)	(W)	(dBm)	(W)	
802.11n HT40	27 M	5510	16.84	0.048	17.68	0.059	20.29	0.107	≤ 24.00
		5550	20.79	0.120	21.00	0.126	23.91	0.246	≤ 24.00
		5590	20.73	0.118	20.96	0.125	23.86	0.243	≤ 24.00
		5630	20.68	0.117	20.92	0.124	23.81	0.241	≤ 24.00
		5670	19.42	0.087	19.15	0.082	22.30	0.170	≤ 24.00
		5710	20.52	0.113	20.35	0.108	23.45	0.221	≤ 24.00
		5710	10.42	0.011	10.04	0.010	13.24	0.021	≤ 30.00
		5755	22.95	0.197	23.55	0.226	26.27	0.424	≤ 30.00
		5795	22.53	0.179	23.38	0.218	25.99	0.397	≤ 30.00
802.11ac VHT20	13 M	5500	18.56	0.072	18.42	0.070	21.50	0.141	≤ 22.88
		5520	18.49	0.071	18.05	0.064	21.29	0.134	≤ 22.88
		5540	18.47	0.070	18.09	0.064	21.29	0.135	≤ 22.88
		5560	18.54	0.071	18.16	0.065	21.36	0.137	≤ 22.88
		5580	18.37	0.069	18.10	0.065	21.25	0.133	≤ 22.88
		5600	18.45	0.070	18.08	0.064	21.28	0.134	≤ 22.88
		5620	18.41	0.069	18.09	0.064	21.26	0.134	≤ 22.88
		5640	18.52	0.071	18.12	0.065	21.33	0.136	≤ 22.88
		5660	18.42	0.070	18.10	0.065	21.27	0.134	≤ 22.88
		5680	18.49	0.071	18.00	0.063	21.26	0.134	≤ 22.88
		5700	18.21	0.066	19.03	0.080	21.65	0.146	≤ 22.88
		5720	17.78	0.060	18.14	0.065	20.97	0.125	≤ 22.88
		5720	12.11	0.016	12.35	0.017	15.24	0.033	≤ 30.00
		5745	22.87	0.194	23.47	0.222	26.19	0.416	≤ 30.00
		5765	22.11	0.163	23.10	0.204	25.64	0.367	≤ 30.00
		5785	22.21	0.166	23.16	0.207	25.72	0.373	≤ 30.00
		5805	22.17	0.165	23.04	0.201	25.64	0.366	≤ 30.00
5825	20.86	0.122	21.97	0.157	24.46	0.279	≤ 30.00		
802.11ac VHT40	27 M	5510	16.87	0.049	17.69	0.059	20.31	0.107	≤ 24.00
		5550	20.80	0.120	21.02	0.126	23.92	0.247	≤ 24.00
		5590	20.75	0.119	20.97	0.125	23.87	0.244	≤ 24.00
		5630	20.73	0.118	20.94	0.124	23.85	0.242	≤ 24.00
		5670	19.46	0.088	19.22	0.084	22.35	0.172	≤ 24.00
		5710	20.20	0.105	19.96	0.099	23.10	0.204	≤ 24.00
		5710	10.20	0.010	10.21	0.011	13.22	0.021	≤ 30.00
		5755	23.00	0.200	23.57	0.228	26.30	0.427	≤ 30.00
		5795	22.55	0.180	23.39	0.218	26.00	0.398	≤ 30.00

Note: The relevant measured result has the offset with cable loss already.

Maximum Conducted Output Power									
Test Mode	Data Rate	Frequency (MHz)	ANT-0		ANT-1		ANT-0+1		Limit (dBm)
			(dBm)	(W)	(dBm)	(W)	(dBm)	(W)	
802.11ac VHT80	58.6 M	5530	18.37	0.069	18.23	0.067	21.31	0.135	≤ 24.00
		5610	20.74	0.119	21.03	0.127	23.90	0.245	≤ 24.00
		5690	19.26	0.084	19.74	0.094	22.52	0.178	≤ 24.00
		5690	5.49	0.004	5.69	0.004	8.60	0.007	≤ 30.00
		5775	21.46	0.140	21.67	0.147	24.58	0.287	≤ 30.00
802.11ax HE20	MCS0	5500	18.58	0.072	18.47	0.070	21.54	0.142	≤ 22.90
		5520	18.54	0.071	18.12	0.065	21.35	0.136	≤ 22.90
		5540	18.50	0.071	18.17	0.066	21.35	0.136	≤ 22.90
		5560	18.55	0.072	18.18	0.066	21.38	0.137	≤ 22.90
		5580	18.45	0.070	18.12	0.065	21.30	0.135	≤ 22.90
		5600	18.49	0.071	18.08	0.064	21.30	0.135	≤ 22.90
		5620	18.47	0.070	18.14	0.065	21.32	0.135	≤ 22.90
		5640	18.52	0.071	18.15	0.065	21.35	0.136	≤ 22.90
		5660	18.46	0.070	18.13	0.065	21.31	0.135	≤ 22.90
		5680	18.53	0.071	18.10	0.065	21.33	0.136	≤ 22.90
		5700	18.30	0.068	19.03	0.080	21.69	0.148	≤ 22.90
		5720	18.01	0.063	18.33	0.068	21.18	0.131	≤ 22.90
		5720	12.76	0.019	13.18	0.021	15.99	0.040	≤ 30.00
		5745	22.90	0.195	23.55	0.226	26.25	0.421	≤ 30.00
		5765	22.21	0.166	23.17	0.207	25.73	0.374	≤ 30.00
5785	22.27	0.169	23.22	0.210	25.78	0.379	≤ 30.00		
5805	22.18	0.165	23.08	0.203	25.66	0.368	≤ 30.00		
5825	20.94	0.124	22.06	0.161	24.55	0.285	≤ 30.00		
802.11ax HE40	MCS0	5510	16.93	0.049	17.70	0.059	20.34	0.108	≤ 24.00
		5550	20.83	0.121	21.06	0.128	23.96	0.249	≤ 24.00
		5590	20.81	0.121	21.04	0.127	23.94	0.248	≤ 24.00
		5630	20.73	0.118	21.02	0.126	23.89	0.245	≤ 24.00
		5670	19.50	0.089	19.31	0.085	22.42	0.174	≤ 24.00
		5710	20.59	0.115	20.58	0.114	23.60	0.229	≤ 24.00
		5710	10.94	0.012	10.74	0.012	13.86	0.024	≤ 30.00
		5755	23.08	0.203	23.61	0.230	26.36	0.433	≤ 30.00
		5795	22.60	0.182	23.46	0.222	26.06	0.404	≤ 30.00
802.11ax HE80	MCS0	5530	18.45	0.070	18.31	0.068	21.39	0.138	≤ 24.00
		5610	20.74	0.119	21.11	0.129	23.94	0.248	≤ 24.00
		5690	20.46	0.111	20.86	0.122	23.67	0.233	≤ 24.00
		5690	6.94	0.005	7.57	0.006	10.27	0.011	≤ 30.00
		5775	21.51	0.142	21.70	0.148	24.62	0.289	≤ 30.00

Note: The relevant measured result has the offset with cable loss already.

Low TPC Power								
Test Mode	Data Rate	Frequency (MHz)	ANT-0		ANT-1		ANT-0+1	
			(dBm)	(W)	(dBm)	(W)	(dBm)	(W)
802.11a	6 M	5500	19.82	0.096	---	---	---	---
		5520	19.78	0.095	---	---	---	---
		5540	19.82	0.096	---	---	---	---
		5560	19.84	0.096	---	---	---	---
		5580	19.79	0.095	---	---	---	---
		5600	19.75	0.094	---	---	---	---
		5620	19.75	0.094	---	---	---	---
		5640	19.67	0.093	---	---	---	---
		5660	19.71	0.094	---	---	---	---
		5680	19.75	0.094	---	---	---	---
		5700	19.83	0.096	---	---	---	---
		5720	19.68	0.093	---	---	---	---
802.11n HT20	6.5 M	5500	19.69	0.093	---	---	---	---
		5520	19.74	0.094	---	---	---	---
		5540	19.70	0.093	---	---	---	---
		5560	19.68	0.093	---	---	---	---
		5580	19.62	0.092	---	---	---	---
		5600	19.61	0.091	---	---	---	---
		5620	19.76	0.095	---	---	---	---
		5640	19.61	0.091	---	---	---	---
		5660	19.70	0.093	---	---	---	---
		5680	19.74	0.094	---	---	---	---
		5700	19.73	0.094	---	---	---	---
		5720	19.71	0.094	---	---	---	---
802.11n HT40	13.5M	5510	17.20	0.052	---	---	---	---
		5550	19.76	0.095	---	---	---	---
		5590	19.62	0.092	---	---	---	---
		5630	19.71	0.094	---	---	---	---
		5670	19.70	0.093	---	---	---	---
		5710	19.52	0.090	---	---	---	---

Note: The relevant measured result has the offset with cable loss already.

Low TPC Power								
Test Mode	Data Rate	Frequency (MHz)	ANT-0		ANT-1		ANT-0+1	
			(dBm)	(W)	(dBm)	(W)	(dBm)	(W)
802.11ac VHT20	6.5 M	5500	19.71	0.094	---	---	---	---
		5520	19.75	0.094	---	---	---	---
		5540	19.74	0.094	---	---	---	---
		5560	19.77	0.095	---	---	---	---
		5580	19.65	0.092	---	---	---	---
		5600	19.70	0.093	---	---	---	---
		5620	19.79	0.095	---	---	---	---
		5640	19.64	0.092	---	---	---	---
		5660	19.75	0.094	---	---	---	---
		5680	19.77	0.095	---	---	---	---
		5700	19.80	0.095	---	---	---	---
		5720	19.78	0.095	---	---	---	---
802.11ac VHT40	13.5M	5510	17.29	0.054	---	---	---	---
		5550	19.82	0.096	---	---	---	---
		5590	19.70	0.093	---	---	---	---
		5630	19.79	0.095	---	---	---	---
		5670	19.72	0.094	---	---	---	---
		5710	19.32	0.085	---	---	---	---
802.11ac VHT80	29.3 M	5530	19.21	0.083	---	---	---	---
		5610	19.79	0.095	---	---	---	---
		5690	19.30	0.085	---	---	---	---

Note: The relevant measured result has the offset with cable loss already.

Low TPC Power								
Test Mode	Data Rate	Frequency (MHz)	ANT-0		ANT-1		ANT-0+1	
			(dBm)	(W)	(dBm)	(W)	(dBm)	(W)
802.11ax HE20	MCS0	5500	19.73	0.094	---	---	---	---
		5520	19.77	0.095	---	---	---	---
		5540	19.82	0.096	---	---	---	---
		5560	19.86	0.097	---	---	---	---
		5580	19.69	0.093	---	---	---	---
		5600	19.75	0.094	---	---	---	---
		5620	19.83	0.096	---	---	---	---
		5640	19.71	0.094	---	---	---	---
		5660	19.77	0.095	---	---	---	---
		5680	19.78	0.095	---	---	---	---
		5700	19.87	0.097	---	---	---	---
		5720	19.80	0.096	---	---	---	---
802.11ax HE40	MCS0	5510	17.31	0.054	---	---	---	---
		5550	19.87	0.097	---	---	---	---
		5590	19.79	0.095	---	---	---	---
		5630	19.82	0.096	---	---	---	---
		5670	19.74	0.094	---	---	---	---
		5710	19.69	0.093	---	---	---	---
802.11ax HE80	MCS0	5530	19.28	0.085	---	---	---	---
		5610	19.87	0.097	---	---	---	---
		5690	19.74	0.094	---	---	---	---

Note: The relevant measured result has the offset with cable loss already.

Low TPC Power						
Test Mode	Data Rate	Frequency (MHz)	Max. Low TPC Power	Max. Gain	E.I.R.P.	Limit (dBm)
			(dBm)	(dBi)	(dBm)	
802.11a	6 M	5500	19.82	4.10	23.92	≤ 24.00
		5520	19.78	4.10	23.88	≤ 24.00
		5540	19.82	4.10	23.92	≤ 24.00
		5560	19.84	4.10	23.94	≤ 24.00
		5580	19.79	4.10	23.89	≤ 24.00
		5600	19.75	4.10	23.85	≤ 24.00
		5620	19.75	4.10	23.85	≤ 24.00
		5640	19.67	4.10	23.77	≤ 24.00
		5660	19.71	4.10	23.81	≤ 24.00
		5680	19.75	4.10	23.85	≤ 24.00
		5700	19.83	4.10	23.93	≤ 24.00
		5720	19.68	4.10	23.78	≤ 24.00
802.11n HT20	6.5 M	5500	19.69	4.10	23.79	≤ 24.00
		5520	19.74	4.10	23.84	≤ 24.00
		5540	19.70	4.10	23.80	≤ 24.00
		5560	19.68	4.10	23.78	≤ 24.00
		5580	19.62	4.10	23.72	≤ 24.00
		5600	19.61	4.10	23.71	≤ 24.00
		5620	19.76	4.10	23.86	≤ 24.00
		5640	19.61	4.10	23.71	≤ 24.00
		5660	19.70	4.10	23.80	≤ 24.00
		5680	19.74	4.10	23.84	≤ 24.00
		5700	19.73	4.10	23.83	≤ 24.00
		5720	19.71	4.10	23.81	≤ 24.00
802.11n HT40	13.5M	5510	17.20	4.10	21.30	≤ 24.00
		5550	19.76	4.10	23.86	≤ 24.00
		5590	19.62	4.10	23.72	≤ 24.00
		5630	19.71	4.10	23.81	≤ 24.00
		5670	19.70	4.10	23.80	≤ 24.00
		5710	19.52	4.10	23.62	≤ 24.00

Note: The relevant measured result has the offset with cable loss already.

Low TPC Power						
Test Mode	Data Rate	Frequency (MHz)	Max. Low TPC Power	Max. Gain	E.I.R.P.	Limit (dBm)
			(dBm)	(dBi)	(dBm)	
802.11ac VHT20	6.5 M	5500	19.71	4.10	23.81	≤ 24.00
		5520	19.75	4.10	23.85	≤ 24.00
		5540	19.74	4.10	23.84	≤ 24.00
		5560	19.77	4.10	23.87	≤ 24.00
		5580	19.65	4.10	23.75	≤ 24.00
		5600	19.70	4.10	23.80	≤ 24.00
		5620	19.79	4.10	23.89	≤ 24.00
		5640	19.64	4.10	23.74	≤ 24.00
		5660	19.75	4.10	23.85	≤ 24.00
		5680	19.77	4.10	23.87	≤ 24.00
		5700	19.80	4.10	23.90	≤ 24.00
		5720	19.78	4.10	23.88	≤ 24.00
802.11ac VHT40	13.5M	5510	17.29	4.10	21.39	≤ 24.00
		5550	19.82	4.10	23.92	≤ 24.00
		5590	19.70	4.10	23.80	≤ 24.00
		5630	19.79	4.10	23.89	≤ 24.00
		5670	19.72	4.10	23.82	≤ 24.00
		5710	19.32	4.10	23.42	≤ 24.00
802.11ac VHT80	29.3 M	5530	19.21	4.10	23.31	≤ 24.00
		5610	19.79	4.10	23.89	≤ 24.00
		5690	19.30	4.10	23.40	≤ 24.00

Note: The relevant measured result has the offset with cable loss already.

Low TPC Power						
Test Mode	Data Rate	Frequency (MHz)	Max. Low TPC Power	Max. Gain	E.I.R.P.	Limit (dBm)
			(dBm)	(dBi)	(dBm)	
802.11ax HE20	MCS0	5500	19.73	4.10	23.83	≤ 24.00
		5520	19.77	4.10	23.87	≤ 24.00
		5540	19.82	4.10	23.92	≤ 24.00
		5560	19.86	4.10	23.96	≤ 24.00
		5580	19.69	4.10	23.79	≤ 24.00
		5600	19.75	4.10	23.85	≤ 24.00
		5620	19.83	4.10	23.93	≤ 24.00
		5640	19.71	4.10	23.81	≤ 24.00
		5660	19.77	4.10	23.87	≤ 24.00
		5680	19.78	4.10	23.88	≤ 24.00
		5700	19.87	4.10	23.97	≤ 24.00
		5720	19.80	4.10	23.90	≤ 24.00
802.11ax HE40	MCS0	5510	17.31	4.10	21.41	≤ 24.00
		5550	19.87	4.10	23.97	≤ 24.00
		5590	19.79	4.10	23.89	≤ 24.00
		5630	19.82	4.10	23.92	≤ 24.00
		5670	19.74	4.10	23.84	≤ 24.00
		5710	19.69	4.10	23.79	≤ 24.00
802.11ax HE80	MCS0	5530	19.28	4.10	23.38	≤ 24.00
		5610	19.87	4.10	23.97	≤ 24.00
		5690	19.74	4.10	23.84	≤ 24.00

Note: The relevant measured result has the offset with cable loss already.

Low TPC Power								
Test Mode	Data Rate	Frequency (MHz)	ANT-0		ANT-1		ANT-0+1	
			(dBm)	(W)	(dBm)	(W)	(dBm)	(W)
802.11a	6 M	5500	16.49	0.045	16.64	0.046	19.58	0.091
		5520	16.77	0.048	16.68	0.047	19.74	0.094
		5540	16.84	0.048	16.70	0.047	19.78	0.095
		5560	16.93	0.049	16.80	0.048	19.88	0.097
		5580	16.92	0.049	16.71	0.047	19.83	0.096
		5600	16.84	0.048	16.78	0.048	19.82	0.096
		5620	16.90	0.049	16.74	0.047	19.83	0.096
		5640	16.89	0.049	16.77	0.048	19.84	0.096
		5660	16.86	0.049	16.68	0.047	19.78	0.095
		5680	16.78	0.048	16.69	0.047	19.75	0.094
		5700	16.64	0.046	17.01	0.050	19.84	0.096
5720	16.80	0.048	16.96	0.050	19.89	0.098		
802.11n HT20	6.5 M	5500	16.72	0.047	16.46	0.044	19.60	0.091
		5520	16.81	0.048	16.52	0.045	19.68	0.093
		5540	16.78	0.048	16.58	0.045	19.69	0.093
		5560	16.87	0.049	16.63	0.046	19.76	0.095
		5580	16.83	0.048	16.41	0.044	19.64	0.092
		5600	16.65	0.046	16.33	0.043	19.50	0.089
		5620	16.70	0.047	16.37	0.043	19.55	0.090
		5640	16.75	0.047	16.38	0.043	19.58	0.091
		5660	16.80	0.048	16.53	0.045	19.68	0.093
		5680	16.76	0.047	16.37	0.043	19.58	0.091
		5700	16.39	0.044	16.84	0.048	19.63	0.092
5720	16.41	0.044	16.88	0.049	19.66	0.093		
802.11n HT40	13.5M	5510	16.33	0.043	16.76	0.047	19.56	0.090
		5550	16.48	0.044	16.83	0.048	19.67	0.093
		5590	16.49	0.045	16.68	0.047	19.60	0.091
		5630	16.45	0.044	16.79	0.048	19.63	0.092
		5670	16.58	0.045	16.77	0.048	19.69	0.093
5710	16.40	0.044	16.45	0.044	19.44	0.088		

Note: The relevant measured result has the offset with cable loss already.

Low TPC Power								
Test Mode	Data Rate	Frequency (MHz)	ANT-0		ANT-1		ANT-0+1	
			(dBm)	(W)	(dBm)	(W)	(dBm)	(W)
802.11ac VHT20	6.5 M	5500	16.78	0.048	16.48	0.044	19.64	0.092
		5520	16.87	0.049	16.60	0.046	19.75	0.094
		5540	16.81	0.048	16.61	0.046	19.72	0.094
		5560	16.93	0.049	16.65	0.046	19.80	0.096
		5580	16.84	0.048	16.51	0.045	19.69	0.093
		5600	16.72	0.047	16.42	0.044	19.58	0.091
		5620	16.70	0.047	16.46	0.044	19.59	0.091
		5640	16.76	0.047	16.41	0.044	19.60	0.091
		5660	16.83	0.048	16.56	0.045	19.71	0.093
		5680	16.78	0.048	16.45	0.044	19.63	0.092
		5700	16.43	0.044	16.86	0.049	19.66	0.092
		5720	16.41	0.044	16.66	0.046	19.54	0.090
802.11ac VHT40	13.5M	5510	16.37	0.043	16.78	0.048	19.59	0.091
		5550	16.54	0.045	16.91	0.049	19.74	0.094
		5590	16.56	0.045	16.76	0.047	19.67	0.093
		5630	16.53	0.045	16.82	0.048	19.69	0.093
		5670	16.70	0.047	16.88	0.049	19.80	0.096
		5710	16.40	0.044	16.36	0.043	19.39	0.087
802.11ac VHT80	29.3 M	5530	16.91	0.049	16.39	0.044	19.67	0.093
		5610	16.47	0.044	16.91	0.049	19.70	0.093
		5690	16.19	0.042	16.61	0.046	19.41	0.087

Note: The relevant measured result has the offset with cable loss already.

Low TPC Power								
Test Mode	Data Rate	Frequency (MHz)	ANT-0		ANT-1		ANT-0+1	
			(dBm)	(W)	(dBm)	(W)	(dBm)	(W)
802.11ax HE20	MCS0	5500	16.81	0.048	16.52	0.045	19.68	0.093
		5520	16.92	0.049	16.60	0.046	19.77	0.095
		5540	16.89	0.049	16.64	0.046	19.78	0.095
		5560	16.94	0.049	16.66	0.046	19.81	0.096
		5580	16.84	0.048	16.55	0.045	19.71	0.093
		5600	16.80	0.048	16.47	0.044	19.65	0.092
		5620	16.76	0.047	16.52	0.045	19.65	0.092
		5640	16.82	0.048	16.45	0.044	19.65	0.092
		5660	16.85	0.048	16.64	0.046	19.76	0.095
		5680	16.79	0.048	16.47	0.044	19.64	0.092
		5700	16.53	0.045	16.90	0.049	19.73	0.094
5720	16.59	0.046	16.93	0.049	19.78	0.095		
802.11ax HE40	MCS0	5510	16.43	0.044	16.85	0.048	19.66	0.092
		5550	16.61	0.046	16.92	0.049	19.78	0.095
		5590	16.57	0.045	16.83	0.048	19.71	0.094
		5630	16.53	0.045	16.84	0.048	19.70	0.093
		5670	16.72	0.047	16.90	0.049	19.82	0.096
		5710	16.81	0.048	16.65	0.046	19.74	0.094
802.11ax HE80	MCS0	5530	16.94	0.049	16.45	0.044	19.71	0.094
		5610	16.52	0.045	17.00	0.050	19.78	0.095
		5690	16.59	0.046	16.98	0.050	19.80	0.096

Note: The relevant measured result has the offset with cable loss already.

Low TPC Power						
Test Mode	Data Rate	Frequency (MHz)	Max. Low TPC Power	Max. Gain	E.I.R.P.	Limit (dBm)
			(dBm)	(dBi)	(dBm)	
802.11a	6 M	5500	19.58	4.10	23.68	≤ 24.00
		5520	19.74	4.10	23.84	≤ 24.00
		5540	19.78	4.10	23.88	≤ 24.00
		5560	19.88	4.10	23.98	≤ 24.00
		5580	19.83	4.10	23.93	≤ 24.00
		5600	19.82	4.10	23.92	≤ 24.00
		5620	19.83	4.10	23.93	≤ 24.00
		5640	19.84	4.10	23.94	≤ 24.00
		5660	19.78	4.10	23.88	≤ 24.00
		5680	19.75	4.10	23.85	≤ 24.00
		5700	19.84	4.10	23.94	≤ 24.00
		5720	19.89	4.10	23.99	≤ 24.00
802.11n HT20	6.5 M	5500	19.60	4.10	23.70	≤ 24.00
		5520	19.68	4.10	23.78	≤ 24.00
		5540	19.69	4.10	23.79	≤ 24.00
		5560	19.76	4.10	23.86	≤ 24.00
		5580	19.64	4.10	23.74	≤ 24.00
		5600	19.50	4.10	23.60	≤ 24.00
		5620	19.55	4.10	23.65	≤ 24.00
		5640	19.58	4.10	23.68	≤ 24.00
		5660	19.68	4.10	23.78	≤ 24.00
		5680	19.58	4.10	23.68	≤ 24.00
		5700	19.63	4.10	23.73	≤ 24.00
		5720	19.66	4.10	23.76	≤ 24.00
802.11n HT40	13.5M	5510	19.56	4.10	23.66	≤ 24.00
		5550	19.67	4.10	23.77	≤ 24.00
		5590	19.60	4.10	23.70	≤ 24.00
		5630	19.63	4.10	23.73	≤ 24.00
		5670	19.69	4.10	23.79	≤ 24.00
		5710	19.44	4.10	23.54	≤ 24.00

Note: The relevant measured result has the offset with cable loss already.

Low TPC Power						
Test Mode	Data Rate	Frequency (MHz)	Max. Low TPC Power	Max. Gain	E.I.R.P.	Limit (dBm)
			(dBm)	(dBi)	(dBm)	
802.11ac VHT20	6.5 M	5500	19.64	4.10	23.74	≤ 24.00
		5520	19.75	4.10	23.85	≤ 24.00
		5540	19.72	4.10	23.82	≤ 24.00
		5560	19.80	4.10	23.90	≤ 24.00
		5580	19.69	4.10	23.79	≤ 24.00
		5600	19.58	4.10	23.68	≤ 24.00
		5620	19.59	4.10	23.69	≤ 24.00
		5640	19.60	4.10	23.70	≤ 24.00
		5660	19.71	4.10	23.81	≤ 24.00
		5680	19.63	4.10	23.73	≤ 24.00
		5700	19.66	4.10	23.76	≤ 24.00
		5720	19.54	4.10	23.64	≤ 24.00
802.11ac VHT40	13.5M	5510	19.59	4.10	23.69	≤ 24.00
		5550	19.74	4.10	23.84	≤ 24.00
		5590	19.67	4.10	23.77	≤ 24.00
		5630	19.69	4.10	23.79	≤ 24.00
		5670	19.80	4.10	23.90	≤ 24.00
		5710	19.39	4.10	23.49	≤ 24.00
802.11ac VHT80	29.3 M	5530	19.67	4.10	23.77	≤ 24.00
		5610	19.70	4.10	23.80	≤ 24.00
		5690	19.41	4.10	23.51	≤ 24.00

Note: The relevant measured result has the offset with cable loss already.

Low TPC Power						
Test Mode	Data Rate	Frequency (MHz)	Max. Low TPC Power	Max. Gain	E.I.R.P.	Limit (dBm)
			(dBm)	(dBi)	(dBm)	
802.11ax HE20	MCS0	5500	19.68	4.10	23.78	≤ 24.00
		5520	19.77	4.10	23.87	≤ 24.00
		5540	19.78	4.10	23.88	≤ 24.00
		5560	19.81	4.10	23.91	≤ 24.00
		5580	19.71	4.10	23.81	≤ 24.00
		5600	19.65	4.10	23.75	≤ 24.00
		5620	19.65	4.10	23.75	≤ 24.00
		5640	19.65	4.10	23.75	≤ 24.00
		5660	19.76	4.10	23.86	≤ 24.00
		5680	19.64	4.10	23.74	≤ 24.00
		5700	19.73	4.10	23.83	≤ 24.00
		5720	19.78	4.10	23.88	≤ 24.00
802.11ax HE40	MCS0	5510	19.66	4.10	23.76	≤ 24.00
		5550	19.78	4.10	23.88	≤ 24.00
		5590	19.71	4.10	23.81	≤ 24.00
		5630	19.70	4.10	23.80	≤ 24.00
		5670	19.82	4.10	23.92	≤ 24.00
		5710	19.74	4.10	23.84	≤ 24.00
802.11ax HE80	MCS0	5530	19.71	4.10	23.81	≤ 24.00
		5610	19.78	4.10	23.88	≤ 24.00
		5690	19.80	4.10	23.90	≤ 24.00

Note: The relevant measured result has the offset with cable loss already.

Beamforming on
Low Band B1 & B2A

Maximum Conducted Output Power													
Test Mode	Data Rate	Frequency (MHz)	ANT-0		ANT-1		ANT-2		ANT-3		ANT-0+1+2+3		Limit (dBm)
			(dBm)	(W)	(dBm)	(W)	(dBm)	(W)	(dBm)	(W)	(dBm)	(W)	
802.11n HT20	13 M	5180	17.81	0.060	17.93	0.062	---	---	---	---	20.88	0.122	≤ 30.00
		5200	20.67	0.117	20.77	0.119	---	---	---	---	23.73	0.236	≤ 30.00
		5220	20.56	0.114	20.61	0.115	---	---	---	---	23.60	0.229	≤ 30.00
		5240	20.62	0.115	20.69	0.117	---	---	---	---	23.67	0.233	≤ 30.00
		5260	16.75	0.047	17.13	0.052	---	---	---	---	19.95	0.099	≤ 24.00
		5280	16.83	0.048	17.22	0.053	---	---	---	---	20.04	0.101	≤ 24.00
		5300	16.71	0.047	17.18	0.052	---	---	---	---	19.96	0.099	≤ 24.00
		5320	17.06	0.051	17.38	0.055	---	---	---	---	20.23	0.106	≤ 24.00
802.11n HT40	27 M	5190	16.56	0.045	16.69	0.047	---	---	---	---	19.64	0.092	≤ 30.00
		5230	20.64	0.116	20.83	0.121	---	---	---	---	23.75	0.237	≤ 30.00
		5270	17.93	0.062	17.80	0.060	---	---	---	---	20.88	0.122	≤ 24.00
		5310	16.23	0.042	16.20	0.042	---	---	---	---	19.23	0.084	≤ 24.00
802.11ac VHT20	13 M	5180	17.82	0.061	17.99	0.063	---	---	---	---	20.92	0.123	≤ 30.00
		5200	20.69	0.117	20.84	0.121	---	---	---	---	23.78	0.239	≤ 30.00
		5220	20.63	0.116	20.70	0.117	---	---	---	---	23.68	0.233	≤ 30.00
		5240	20.65	0.116	20.74	0.119	---	---	---	---	23.71	0.235	≤ 30.00
		5260	16.76	0.047	17.17	0.052	---	---	---	---	19.98	0.100	≤ 24.00
		5280	16.86	0.049	17.28	0.053	---	---	---	---	20.09	0.102	≤ 24.00
		5300	16.76	0.047	17.26	0.053	---	---	---	---	20.03	0.101	≤ 24.00
		5320	17.20	0.052	17.45	0.056	---	---	---	---	20.34	0.108	≤ 24.00
802.11ac VHT40	27 M	5190	16.61	0.046	16.78	0.048	---	---	---	---	19.71	0.093	≤ 30.00
		5230	20.70	0.117	20.87	0.122	---	---	---	---	23.80	0.240	≤ 30.00
		5270	17.95	0.062	17.86	0.061	---	---	---	---	20.92	0.123	≤ 24.00
		5310	16.32	0.043	16.31	0.043	---	---	---	---	19.33	0.086	≤ 24.00
802.11ac VHT80	58.6 M	5210	16.19	0.042	16.16	0.041	---	---	---	---	19.19	0.083	≤ 30.00
		5290	15.96	0.039	15.76	0.038	---	---	---	---	18.87	0.077	≤ 24.00
802.11ac VHT160	117 M	5250	12.03	0.016	11.90	0.015	---	---	---	---	14.98	0.031	≤ 30.00
		5250	12.19	0.017	12.21	0.017	---	---	---	---	15.21	0.033	≤ 24.00

Note: The relevant measured result has the offset with cable loss already.

Maximum Conducted Output Power													
Test Mode	Data Rate	Frequency (MHz)	ANT-0		ANT-1		ANT-2		ANT-3		ANT-0+1+2+3		Limit (dBm)
			(dBm)	(W)	(dBm)	(W)	(dBm)	(W)	(dBm)	(W)	(dBm)	(W)	
802.11ax HE20	MCS0	5180	17.89	0.062	18.08	0.064	---	---	---	---	21.00	0.126	≤ 30.00
		5200	20.72	0.118	20.89	0.123	---	---	---	---	23.82	0.241	≤ 30.00
		5220	20.65	0.116	20.86	0.122	---	---	---	---	23.77	0.238	≤ 30.00
		5240	20.69	0.117	20.78	0.120	---	---	---	---	23.75	0.237	≤ 30.00
		5260	16.87	0.049	17.29	0.054	---	---	---	---	20.10	0.102	≤ 24.00
		5280	16.91	0.049	17.35	0.054	---	---	---	---	20.15	0.103	≤ 24.00
		5300	16.84	0.048	17.31	0.054	---	---	---	---	20.09	0.102	≤ 24.00
		5320	17.26	0.053	17.58	0.057	---	---	---	20.43	0.110	≤ 24.00	
802.11ax HE40	MCS0	5190	16.65	0.046	16.89	0.049	---	---	---	---	19.78	0.095	≤ 30.00
		5230	20.83	0.121	21.01	0.126	---	---	---	---	23.93	0.247	≤ 30.00
		5270	18.02	0.063	17.88	0.061	---	---	---	---	20.96	0.125	≤ 24.00
		5310	16.35	0.043	16.33	0.043	---	---	---	---	19.35	0.086	≤ 24.00
802.11ax HE80	MCS0	5210	16.32	0.043	16.23	0.042	---	---	---	---	19.29	0.085	≤ 30.00
		5290	15.99	0.040	15.86	0.039	---	---	---	---	18.94	0.078	≤ 24.00
802.11ax HE160	MCS0	5250	13.27	0.021	13.07	0.020	---	---	---	---	16.18	0.041	≤ 30.00
		5250	13.46	0.022	13.30	0.021	---	---	---	---	16.39	0.044	≤ 24.00

Note: The relevant measured result has the offset with cable loss already.

Maximum Conducted Output Power													
Test Mode	Data Rate	Frequency (MHz)	ANT-0		ANT-1		ANT-2		ANT-3		ANT-0+1+2+3		Limit (dBm)
			(dBm)	(W)	(dBm)	(W)	(dBm)	(W)	(dBm)	(W)	(dBm)	(W)	
802.11n HT20	19.5 M	5180	16.38	0.043	16.46	0.044	16.19	0.042	---	---	21.12	0.129	≤ 30.00
		5200	18.70	0.074	18.78	0.076	18.34	0.068	---	---	23.38	0.218	≤ 30.00
		5220	18.73	0.075	18.68	0.074	18.39	0.069	---	---	23.37	0.217	≤ 30.00
		5240	19.34	0.086	19.28	0.085	19.16	0.082	---	---	24.03	0.253	≤ 30.00
		5260	13.56	0.023	13.90	0.025	13.70	0.023	---	---	18.49	0.071	≤ 24.00
		5280	13.49	0.022	13.48	0.022	13.37	0.022	---	---	18.22	0.066	≤ 24.00
		5300	13.54	0.023	13.60	0.023	13.45	0.022	---	---	18.30	0.068	≤ 24.00
		5320	13.28	0.021	14.01	0.025	13.16	0.021	---	---	18.27	0.067	≤ 24.00
802.11n HT40	40.5 M	5190	14.50	0.028	14.54	0.028	14.26	0.027	---	---	19.21	0.083	≤ 30.00
		5230	20.11	0.103	20.26	0.106	19.94	0.099	---	---	24.88	0.307	≤ 30.00
		5270	16.08	0.041	15.85	0.038	15.64	0.037	---	---	20.63	0.116	≤ 24.00
		5310	16.20	0.042	16.03	0.040	15.52	0.036	---	---	20.70	0.117	≤ 24.00
802.11ac VHT20	19.5 M	5180	16.47	0.044	16.50	0.045	16.25	0.042	---	---	21.18	0.131	≤ 30.00
		5200	18.82	0.076	18.80	0.076	18.40	0.069	---	---	23.45	0.221	≤ 30.00
		5220	18.83	0.076	18.72	0.074	18.47	0.070	---	---	23.45	0.221	≤ 30.00
		5240	19.44	0.088	19.36	0.086	19.27	0.085	---	---	24.13	0.259	≤ 30.00
		5260	13.65	0.023	13.96	0.025	13.73	0.024	---	---	18.55	0.072	≤ 24.00
		5280	13.57	0.023	13.61	0.023	13.49	0.022	---	---	18.33	0.068	≤ 24.00
		5300	13.63	0.023	13.70	0.023	13.52	0.022	---	---	18.39	0.069	≤ 24.00
		5320	13.42	0.022	14.10	0.026	13.19	0.021	---	---	18.36	0.069	≤ 24.00
802.11ac VHT40	40.5 M	5190	14.63	0.029	14.67	0.029	14.32	0.027	---	---	19.31	0.085	≤ 30.00
		5230	20.25	0.106	20.31	0.107	20.02	0.100	---	---	24.97	0.314	≤ 30.00
		5270	16.17	0.041	15.94	0.039	15.73	0.037	---	---	20.72	0.118	≤ 24.00
		5310	16.25	0.042	16.06	0.040	15.55	0.036	---	---	20.73	0.118	≤ 24.00
802.11ac VHT80	87.9 M	5210	14.21	0.026	14.09	0.026	13.89	0.024	---	---	18.84	0.076	≤ 30.00
		5290	15.55	0.036	15.35	0.034	14.82	0.030	---	---	20.02	0.101	≤ 24.00
802.11ac VHT160	175.5 M	5250	11.10	0.013	11.13	0.013	12.15	0.016	---	---	16.26	0.042	≤ 30.00
		5250	11.34	0.014	11.43	0.014	11.59	0.014	---	---	16.23	0.042	≤ 24.00

Note: The relevant measured result has the offset with cable loss already.

Maximum Conducted Output Power													
Test Mode	Data Rate	Frequency (MHz)	ANT-0		ANT-1		ANT-2		ANT-3		ANT-0+1+2+3		Limit (dBm)
			(dBm)	(W)	(dBm)	(W)	(dBm)	(W)	(dBm)	(W)	(dBm)	(W)	
802.11ax HE20	MCS0	5180	16.51	0.045	16.57	0.045	16.36	0.043	---	---	21.25	0.133	≤ 30.00
		5200	18.91	0.078	18.89	0.077	18.53	0.071	---	---	23.55	0.227	≤ 30.00
		5220	18.83	0.076	18.80	0.076	18.50	0.071	---	---	23.48	0.223	≤ 30.00
		5240	19.91	0.098	19.87	0.097	19.73	0.094	---	---	24.61	0.289	≤ 30.00
		5260	13.68	0.023	14.03	0.025	13.79	0.024	---	---	18.61	0.073	≤ 24.00
		5280	13.71	0.023	13.72	0.024	13.55	0.023	---	---	18.43	0.070	≤ 24.00
		5300	13.68	0.023	13.70	0.023	13.53	0.023	---	---	18.41	0.069	≤ 24.00
		5320	13.53	0.023	14.16	0.026	13.29	0.021	---	---	18.45	0.070	≤ 24.00
802.11ax HE40	MCS0	5190	14.75	0.030	14.77	0.030	14.34	0.027	---	---	19.40	0.087	≤ 30.00
		5230	20.31	0.107	20.42	0.110	20.09	0.102	---	---	25.05	0.320	≤ 30.00
		5270	16.31	0.043	16.07	0.040	15.77	0.038	---	---	20.83	0.121	≤ 24.00
		5310	16.32	0.043	16.17	0.041	15.66	0.037	---	---	20.83	0.121	≤ 24.00
802.11ax HE80	MCS0	5210	14.22	0.026	14.13	0.026	13.97	0.025	---	---	18.88	0.077	≤ 30.00
		5290	15.58	0.036	15.38	0.035	14.84	0.030	---	---	20.05	0.101	≤ 24.00
802.11ax HE160	MCS0	5250	12.47	0.018	12.37	0.017	12.66	0.018	---	---	17.27	0.053	≤ 30.00
		5250	12.57	0.018	12.65	0.018	12.16	0.016	---	---	17.23	0.053	≤ 24.00

Note: The relevant measured result has the offset with cable loss already.

Maximum Conducted Output Power													
Test Mode	Data Rate	Frequency (MHz)	ANT-0		ANT-1		ANT-2		ANT-3		ANT-0+1+2+3		Limit (dBm)
			(dBm)	(W)	(dBm)	(W)	(dBm)	(W)	(dBm)	(W)	(dBm)	(W)	
802.11n HT20	26 M	5180	15.73	0.037	15.58	0.036	15.60	0.036	15.78	0.038	21.69	0.148	≤ 28.72
		5200	15.75	0.038	15.70	0.037	15.71	0.037	15.59	0.036	21.71	0.148	≤ 28.72
		5220	15.74	0.037	15.71	0.037	15.63	0.037	15.72	0.037	21.72	0.149	≤ 28.72
		5240	15.85	0.038	15.66	0.037	15.70	0.037	15.99	0.040	21.82	0.152	≤ 28.72
		5260	8.63	0.007	8.71	0.007	8.82	0.008	8.99	0.008	14.81	0.030	≤ 21.59
		5280	8.33	0.007	8.63	0.007	8.46	0.007	8.72	0.007	14.56	0.029	≤ 21.59
		5300	8.42	0.007	8.46	0.007	8.47	0.007	8.70	0.007	14.53	0.028	≤ 21.59
		5320	8.64	0.007	8.91	0.008	8.66	0.007	9.00	0.008	14.83	0.030	≤ 21.59
802.11n HT40	54 M	5190	14.14	0.026	13.92	0.025	13.84	0.024	13.79	0.024	19.95	0.099	≤ 28.72
		5230	18.67	0.074	18.89	0.077	18.56	0.072	18.55	0.072	24.69	0.294	≤ 28.72
		5270	11.59	0.014	11.24	0.013	11.56	0.014	11.24	0.013	17.43	0.055	≤ 21.59
		5310	11.26	0.013	12.82	0.019	11.04	0.013	10.97	0.013	17.61	0.058	≤ 21.59
802.11ac VHT20	26 M	5180	15.85	0.038	15.72	0.037	15.69	0.037	15.82	0.038	21.79	0.151	≤ 28.72
		5200	15.89	0.039	15.72	0.037	15.83	0.038	15.72	0.037	21.81	0.152	≤ 28.72
		5220	15.81	0.038	15.73	0.037	15.72	0.037	15.74	0.037	21.77	0.150	≤ 28.72
		5240	15.92	0.039	15.74	0.037	15.84	0.038	16.00	0.040	21.90	0.155	≤ 28.72
		5260	8.72	0.007	8.85	0.008	8.83	0.008	9.08	0.008	14.89	0.031	≤ 21.59
		5280	8.45	0.007	8.65	0.007	8.49	0.007	8.83	0.008	14.63	0.029	≤ 21.59
		5300	8.47	0.007	8.54	0.007	8.49	0.007	8.80	0.008	14.60	0.029	≤ 21.59
		5320	8.74	0.007	8.94	0.008	8.70	0.007	9.09	0.008	14.89	0.031	≤ 21.59
802.11ac VHT40	54 M	5190	14.18	0.026	14.06	0.025	13.88	0.024	13.87	0.024	20.02	0.100	≤ 28.72
		5230	18.74	0.075	19.00	0.079	18.61	0.073	18.57	0.072	24.75	0.299	≤ 28.72
		5270	11.65	0.015	11.34	0.014	11.57	0.014	11.35	0.014	17.50	0.056	≤ 21.59
		5310	11.37	0.014	12.85	0.019	11.16	0.013	10.97	0.013	17.68	0.059	≤ 21.59
802.11ac VHT80	117.2 M	5210	14.04	0.025	13.93	0.025	14.23	0.026	14.10	0.026	20.10	0.102	≤ 28.72
		5290	12.92	0.020	12.77	0.019	12.47	0.018	12.65	0.018	18.73	0.075	≤ 21.59
802.11ac VHT160	234 M	5250	8.37	0.007	8.07	0.006	9.17	0.008	9.26	0.008	14.77	0.030	≤ 28.72
		5250	9.54	0.009	9.37	0.009	9.50	0.009	10.56	0.011	15.79	0.038	≤ 21.59

Note: The relevant measured result has the offset with cable loss already.

Maximum Conducted Output Power													
Test Mode	Data Rate	Frequency (MHz)	ANT-0		ANT-1		ANT-2		ANT-3		ANT-0+1+2+3		Limit (dBm)
			(dBm)	(W)	(dBm)	(W)	(dBm)	(W)	(dBm)	(W)	(dBm)	(W)	
802.11ax HE20	MCS0	5180	15.96	0.039	15.76	0.038	15.78	0.038	15.86	0.039	21.86	0.154	≤ 28.72
		5200	15.91	0.039	15.86	0.039	15.88	0.039	15.86	0.039	21.90	0.155	≤ 28.72
		5220	15.87	0.039	15.78	0.038	15.81	0.038	15.84	0.038	21.85	0.153	≤ 28.72
		5240	15.96	0.039	15.79	0.038	15.92	0.039	16.02	0.040	21.94	0.156	≤ 28.72
		5260	8.79	0.008	8.87	0.008	8.95	0.008	9.19	0.008	14.97	0.031	≤ 21.59
		5280	8.57	0.007	8.68	0.007	8.58	0.007	8.89	0.008	14.70	0.030	≤ 21.59
		5300	8.48	0.007	8.60	0.007	8.55	0.007	8.81	0.008	14.63	0.029	≤ 21.59
		5320	8.81	0.008	8.97	0.008	8.71	0.007	9.20	0.008	14.95	0.031	≤ 21.59
802.11ax HE40	MCS0	5190	14.18	0.026	14.16	0.026	14.01	0.025	13.91	0.025	20.09	0.102	≤ 28.72
		5230	18.86	0.077	19.05	0.080	18.62	0.073	18.67	0.074	24.82	0.304	≤ 28.72
		5270	11.73	0.015	11.45	0.014	11.69	0.015	11.49	0.014	17.61	0.058	≤ 21.59
		5310	11.45	0.014	11.59	0.014	11.33	0.014	11.25	0.013	17.43	0.055	≤ 21.59
802.11ax HE80	MCS0	5210	14.18	0.026	14.03	0.025	14.24	0.027	14.16	0.026	20.17	0.104	≤ 28.72
		5290	13.05	0.020	12.86	0.019	12.53	0.018	12.76	0.019	18.82	0.076	≤ 21.59
802.11ax HE160	MCS0	5250	9.66	0.009	9.35	0.009	9.65	0.009	9.49	0.009	15.56	0.036	≤ 28.72
		5250	10.81	0.012	10.61	0.012	9.92	0.010	10.88	0.012	16.59	0.046	≤ 21.59

Note: The relevant measured result has the offset with cable loss already.

Low TPC Power												
Test Mode	Data Rate	Frequency (MHz)	ANT-0		ANT-1		ANT-2		ANT-3		ANT-0+1+2+3	
			(dBm)	(W)	(dBm)	(W)	(dBm)	(W)	(dBm)	(W)	(dBm)	(W)
802.11n HT20	13 M	5260	14.70	0.030	15.25	0.033	---	---	---	---	17.99	0.063
		5280	14.86	0.031	15.12	0.033	---	---	---	---	18.00	0.063
		5300	14.81	0.030	15.08	0.032	---	---	---	---	17.96	0.062
		5320	14.79	0.030	15.02	0.032	---	---	---	---	17.92	0.062
802.11n HT40	27M	5270	14.96	0.031	14.93	0.031	---	---	---	---	17.96	0.062
		5310	15.01	0.032	15.15	0.033	---	---	---	---	18.09	0.064
802.11ac VHT20	13 M	5260	14.76	0.030	15.30	0.034	---	---	---	---	18.05	0.064
		5280	14.92	0.031	15.17	0.033	---	---	---	---	18.06	0.064
		5300	14.87	0.031	15.11	0.032	---	---	---	---	18.00	0.063
		5320	14.83	0.030	15.08	0.032	---	---	---	---	17.97	0.063
802.11ac VHT40	27M	5270	15.01	0.032	14.98	0.031	---	---	---	---	18.01	0.063
		5310	15.07	0.032	15.19	0.033	---	---	---	---	18.14	0.065
802.11ac VHT80	58.6 M	5290	14.96	0.031	14.91	0.031	---	---	---	---	17.95	0.062
802.11ac VHT160	117 M	5250	11.41	0.014	11.42	0.014	---	---	---	---	14.42	0.028
802.11ax HE20	MCS0	5260	14.81	0.030	15.35	0.034	---	---	---	---	18.10	0.065
		5280	14.98	0.031	15.21	0.033	---	---	---	---	18.11	0.065
		5300	14.93	0.031	15.17	0.033	---	---	---	---	18.06	0.064
		5320	14.89	0.031	15.13	0.033	---	---	---	---	18.02	0.063
802.11ax HE40	MCS0	5270	15.06	0.032	15.03	0.032	---	---	---	---	18.06	0.064
		5310	15.11	0.032	15.23	0.033	---	---	---	---	18.18	0.066
802.11ax HE80	MCS0	5290	15.06	0.032	15.02	0.032	---	---	---	---	18.05	0.064
802.11ax HE160	MCS0	5250	13.46	0.022	13.30	0.021	---	---	---	---	16.39	0.044

Note: The relevant measured result has the offset with cable loss already.

Low TPC Power						
Test Mode	Data Rate	Frequency (MHz)	Max. Low TPC Power	Max. Gain	E.I.R.P.	Limit (dBm)
			(dBm)	(dBi)	(dBm)	
802.11n HT20	13 M	5260	17.99	5.79	23.78	≤ 24.00
		5280	18.00	5.79	23.79	≤ 24.00
		5300	17.96	5.79	23.75	≤ 24.00
		5320	17.92	5.79	23.71	≤ 24.00
802.11n HT40	27M	5270	17.96	5.79	23.75	≤ 24.00
		5310	18.09	5.79	23.88	≤ 24.00
802.11ac VHT20	13 M	5260	18.05	5.79	23.84	≤ 24.00
		5280	18.06	5.79	23.85	≤ 24.00
		5300	18.00	5.79	23.79	≤ 24.00
		5320	17.97	5.79	23.76	≤ 24.00
802.11ac VHT40	27M	5270	18.01	5.79	23.80	≤ 24.00
		5310	18.14	5.79	23.93	≤ 24.00
802.11ac VHT80	58.6 M	5290	17.95	5.79	23.74	≤ 24.00
802.11ac VHT160	117 M	5250	14.42	5.79	20.21	≤ 24.00
802.11ax HE20	MCS0	5260	18.10	5.79	23.89	≤ 24.00
		5280	18.11	5.79	23.90	≤ 24.00
		5300	18.06	5.79	23.85	≤ 24.00
		5320	18.02	5.79	23.81	≤ 24.00
802.11ax HE40	MCS0	5270	18.06	5.79	23.85	≤ 24.00
		5310	18.18	5.79	23.97	≤ 24.00
802.11ax HE80	MCS0	5290	18.05	5.79	23.84	≤ 24.00
802.11ax HE160	MCS0	5250	16.39	5.79	22.18	≤ 24.00

Note: The relevant measured result has the offset with cable loss already.

Low TPC Power												
Test Mode	Data Rate	Frequency (MHz)	ANT-0		ANT-1		ANT-2		ANT-3		ANT-0+1+2+3	
			(dBm)	(W)	(dBm)	(W)	(dBm)	(W)	(dBm)	(W)	(dBm)	(W)
802.11n HT20	19.5 M	5260	13.04	0.020	13.27	0.021	13.05	0.020	---	---	17.89	0.062
		5280	13.11	0.020	13.12	0.021	12.97	0.020	---	---	17.84	0.061
		5300	13.01	0.020	13.04	0.020	12.87	0.019	---	---	17.75	0.060
		5320	12.89	0.019	13.41	0.022	12.70	0.019	---	---	17.78	0.060
802.11n HT40	40.5M	5270	13.28	0.021	12.88	0.019	12.76	0.019	---	---	17.75	0.060
		5310	13.18	0.021	13.18	0.021	12.98	0.020	---	---	17.89	0.061
802.11ac VHT20	19.5 M	5260	13.16	0.021	13.30	0.021	13.07	0.020	---	---	17.95	0.062
		5280	13.19	0.021	13.19	0.021	13.00	0.020	---	---	17.90	0.062
		5300	13.14	0.021	13.11	0.020	12.98	0.020	---	---	17.85	0.061
		5320	12.99	0.020	13.43	0.022	12.77	0.019	---	---	17.84	0.061
802.11ac VHT40	40.5M	5270	13.29	0.021	12.90	0.019	12.86	0.019	---	---	17.79	0.060
		5310	13.27	0.021	13.23	0.021	13.02	0.020	---	---	17.95	0.062
802.11ac VHT80	87.9 M	5290	13.40	0.022	13.02	0.020	12.85	0.019	---	---	17.87	0.061
802.11ac VHT160	175.5 M	5250	11.34	0.014	11.43	0.014	12.38	0.017	---	---	16.51	0.045
802.11ax HE20	MCS0	5260	13.26	0.021	13.31	0.021	13.15	0.021	---	---	18.01	0.063
		5280	13.28	0.021	13.21	0.021	13.09	0.020	---	---	17.97	0.063
		5300	13.22	0.021	13.14	0.021	13.04	0.020	---	---	17.91	0.062
		5320	13.09	0.020	13.51	0.022	12.81	0.019	---	---	17.92	0.062
802.11ax HE40	MCS0	5270	13.41	0.022	13.01	0.020	12.98	0.020	---	---	17.91	0.062
		5310	13.39	0.022	13.25	0.021	13.03	0.020	---	---	18.00	0.063
802.11ax HE80	MCS0	5290	13.47	0.022	13.04	0.020	12.87	0.019	---	---	17.91	0.062
802.11ax HE160	MCS0	5250	12.57	0.018	12.65	0.018	12.16	0.016	---	---	17.23	0.053

Note: The relevant measured result has the offset with cable loss already.

Low TPC Power						
Test Mode	Data Rate	Frequency (MHz)	Max. Low TPC Power	Max. Gain	E.I.R.P.	Limit (dBm)
			(dBm)	(dBi)	(dBm)	
802.11n HT20	19.5 M	5260	17.89	5.88	23.77	≤ 24.00
		5280	17.84	5.88	23.72	≤ 24.00
		5300	17.75	5.88	23.63	≤ 24.00
		5320	17.78	5.88	23.66	≤ 24.00
802.11n HT40	40.5M	5270	17.75	5.88	23.63	≤ 24.00
		5310	17.89	5.88	23.77	≤ 24.00
802.11ac VHT20	19.5 M	5260	17.95	5.88	23.83	≤ 24.00
		5280	17.90	5.88	23.78	≤ 24.00
		5300	17.85	5.88	23.73	≤ 24.00
		5320	17.84	5.88	23.72	≤ 24.00
802.11ac VHT40	40.5M	5270	17.79	5.88	23.67	≤ 24.00
		5310	17.95	5.88	23.83	≤ 24.00
802.11ac VHT80	87.9 M	5290	17.87	5.88	23.75	≤ 24.00
802.11ac VHT160	175.5 M	5250	16.51	5.88	22.39	≤ 24.00
802.11ax HE20	MCS0	5260	18.01	5.88	23.89	≤ 24.00
		5280	17.97	5.88	23.85	≤ 24.00
		5300	17.91	5.88	23.79	≤ 24.00
		5320	17.92	5.88	23.80	≤ 24.00
802.11ax HE40	MCS0	5270	17.91	5.88	23.79	≤ 24.00
		5310	18.00	5.88	23.88	≤ 24.00
802.11ax HE80	MCS0	5290	17.91	5.88	23.79	≤ 24.00
802.11ax HE160	MCS0	5250	17.23	5.88	23.11	≤ 24.00

Note: The relevant measured result has the offset with cable loss already.

Low TPC Power												
Test Mode	Data Rate	Frequency (MHz)	ANT-0		ANT-1		ANT-2		ANT-3		ANT-0+1+2+3	
			(dBm)	(W)	(dBm)	(W)	(dBm)	(W)	(dBm)	(W)	(dBm)	(W)
802.11n HT20	26 M	5260	8.63	0.007	8.71	0.007	8.82	0.008	8.99	0.008	14.81	0.030
		5280	8.33	0.007	8.63	0.007	8.46	0.007	8.72	0.007	14.56	0.029
		5300	8.42	0.007	8.46	0.007	8.47	0.007	8.70	0.007	14.53	0.028
		5320	8.64	0.007	8.91	0.008	8.66	0.007	9.00	0.008	14.83	0.030
802.11n HT40	54M	5270	9.41	0.009	8.93	0.008	8.94	0.008	8.97	0.008	15.09	0.032
		5310	8.91	0.008	9.91	0.010	8.95	0.008	8.93	0.008	15.22	0.033
802.11ac VHT20	26 M	5260	8.72	0.007	8.85	0.008	8.83	0.008	9.08	0.008	14.89	0.031
		5280	8.45	0.007	8.65	0.007	8.49	0.007	8.83	0.008	14.63	0.029
		5300	8.47	0.007	8.54	0.007	8.49	0.007	8.80	0.008	14.60	0.029
		5320	8.74	0.007	8.94	0.008	8.70	0.007	9.09	0.008	14.89	0.031
802.11ac VHT40	54M	5270	9.45	0.009	8.98	0.008	9.02	0.008	9.04	0.008	15.15	0.033
		5310	8.97	0.008	9.95	0.010	9.01	0.008	8.97	0.008	15.27	0.034
802.11ac VHT80	117.2 M	5290	9.37	0.009	9.04	0.008	8.74	0.007	9.02	0.008	15.07	0.032
802.11ac VHT160	234 M	5250	8.05	0.006	7.98	0.006	8.26	0.007	9.02	0.008	14.37	0.027
802.11ax HE20	MCS0	5260	8.79	0.008	8.87	0.008	8.95	0.008	9.19	0.008	14.97	0.031
		5280	8.57	0.007	8.68	0.007	8.58	0.007	8.89	0.008	14.70	0.030
		5300	8.48	0.007	8.60	0.007	8.55	0.007	8.81	0.008	14.63	0.029
		5320	8.81	0.008	8.97	0.008	8.71	0.007	9.20	0.008	14.95	0.031
802.11ax HE40	MCS0	5270	9.51	0.009	9.01	0.008	9.09	0.008	9.08	0.008	15.20	0.033
		5310	9.04	0.008	10.03	0.010	9.08	0.008	9.05	0.008	15.34	0.034
802.11ax HE80	MCS0	5290	9.48	0.009	9.17	0.008	8.88	0.008	9.17	0.008	15.20	0.033
802.11ax HE160	MCS0	5250	9.35	0.009	9.28	0.008	8.66	0.007	9.48	0.009	15.22	0.033

Note: The relevant measured result has the offset with cable loss already.

Low TPC Power						
Test Mode	Data Rate	Frequency (MHz)	Max. Low TPC Power	Max. Gain	E.I.R.P.	Limit (dBm)
			(dBm)	(dBi)	(dBm)	
802.11n HT20	26 M	5260	14.81	8.41	23.22	≤ 24.00
		5280	14.56	8.41	22.97	≤ 24.00
		5300	14.53	8.41	22.94	≤ 24.00
		5320	14.83	8.41	23.24	≤ 24.00
802.11n HT40	54M	5270	15.09	8.41	23.50	≤ 24.00
		5310	15.22	8.41	23.63	≤ 24.00
802.11ac VHT20	26 M	5260	14.89	8.41	23.30	≤ 24.00
		5280	14.63	8.41	23.04	≤ 24.00
		5300	14.60	8.41	23.01	≤ 24.00
		5320	14.89	8.41	23.30	≤ 24.00
802.11ac VHT40	54M	5270	15.15	8.41	23.56	≤ 24.00
		5310	15.27	8.41	23.68	≤ 24.00
802.11ac VHT80	117.2 M	5290	15.07	8.41	23.48	≤ 24.00
802.11ac VHT160	234 M	5250	14.37	8.41	22.78	≤ 24.00
802.11ax HE20	MCS0	5260	14.97	8.41	23.38	≤ 24.00
		5280	14.70	8.41	23.11	≤ 24.00
		5300	14.63	8.41	23.04	≤ 24.00
		5320	14.95	8.41	23.36	≤ 24.00
802.11ax HE40	MCS0	5270	15.20	8.41	23.61	≤ 24.00
		5310	15.34	8.41	23.75	≤ 24.00
802.11ax HE80	MCS0	5290	15.20	8.41	23.61	≤ 24.00
802.11ax HE160	MCS0	5250	15.22	8.41	23.63	≤ 24.00

Note: The relevant measured result has the offset with cable loss already.

High Band B2C & B3

Maximum Conducted Output Power									
Test Mode	Data Rate	Frequency (MHz)	ANT-0		ANT-1		ANT-0+1		Limit (dBm)
			(dBm)	(W)	(dBm)	(W)	(dBm)	(W)	
802.11n HT20	13 M	5500	15.76	0.038	15.39	0.035	18.59	0.072	≤ 22.64
		5520	15.75	0.038	15.39	0.035	18.58	0.072	≤ 22.64
		5540	15.36	0.034	15.25	0.033	18.32	0.068	≤ 22.64
		5560	15.39	0.035	15.21	0.033	18.31	0.068	≤ 22.64
		5580	15.41	0.035	15.30	0.034	18.37	0.069	≤ 22.64
		5600	15.51	0.036	15.26	0.034	18.40	0.069	≤ 22.64
		5620	15.40	0.035	15.26	0.034	18.34	0.068	≤ 22.64
		5640	15.49	0.035	15.28	0.034	18.40	0.069	≤ 22.64
		5660	15.43	0.035	15.30	0.034	18.38	0.069	≤ 22.64
		5680	15.49	0.035	15.26	0.034	18.39	0.069	≤ 22.64
		5700	15.45	0.035	15.26	0.034	18.37	0.069	≤ 22.64
		5720	14.81	0.030	14.87	0.031	17.85	0.061	≤ 22.64
		5720	9.20	0.008	9.06	0.008	12.15	0.016	≤ 30.00
		5745	19.83	0.096	20.42	0.110	23.15	0.206	≤ 30.00
		5765	19.10	0.081	20.13	0.103	22.66	0.184	≤ 30.00
		5785	19.15	0.082	20.25	0.106	22.75	0.188	≤ 30.00
		5805	19.01	0.080	20.31	0.107	22.72	0.187	≤ 30.00
5825	18.14	0.065	19.11	0.081	21.66	0.147	≤ 30.00		
802.11n HT40	27 M	5510	13.94	0.025	14.64	0.029	17.31	0.054	≤ 23.70
		5550	17.87	0.061	18.21	0.066	21.05	0.127	≤ 23.70
		5590	17.83	0.061	18.16	0.065	21.01	0.126	≤ 23.70
		5630	17.97	0.063	18.21	0.066	21.10	0.129	≤ 23.70
		5670	16.37	0.043	16.51	0.045	19.45	0.088	≤ 23.70
		5710	17.39	0.055	17.28	0.053	20.35	0.108	≤ 23.70
		5710	7.27	0.005	7.74	0.006	10.52	0.011	≤ 30.00
		5755	20.13	0.103	20.75	0.119	23.46	0.222	≤ 30.00
		5795	19.93	0.098	20.48	0.112	23.22	0.210	≤ 30.00

Note: The relevant measured result has the offset with cable loss already.

Maximum Conducted Output Power									
Test Mode	Data Rate	Frequency (MHz)	ANT-0		ANT-1		ANT-0+1		Limit (dBm)
			(dBm)	(W)	(dBm)	(W)	(dBm)	(W)	
802.11ac VHT20	13 M	5500	15.84	0.038	15.41	0.035	18.64	0.073	≤ 22.58
		5520	15.85	0.038	15.44	0.035	18.66	0.073	≤ 22.58
		5540	15.46	0.035	15.28	0.034	18.38	0.069	≤ 22.58
		5560	15.50	0.035	15.32	0.034	18.42	0.070	≤ 22.58
		5580	15.50	0.035	15.33	0.034	18.43	0.070	≤ 22.58
		5600	15.54	0.036	15.27	0.034	18.42	0.069	≤ 22.58
		5620	15.43	0.035	15.34	0.034	18.40	0.069	≤ 22.58
		5640	15.52	0.036	15.32	0.034	18.43	0.070	≤ 22.58
		5660	15.48	0.035	15.33	0.034	18.42	0.069	≤ 22.58
		5680	15.49	0.035	15.30	0.034	18.41	0.069	≤ 22.58
		5700	15.51	0.036	15.28	0.034	18.41	0.069	≤ 22.58
		5720	14.85	0.031	15.41	0.035	18.15	0.065	≤ 22.58
		5720	9.25	0.008	9.74	0.009	12.51	0.018	≤ 30.00
		5745	19.87	0.097	20.53	0.113	23.22	0.210	≤ 30.00
		5765	19.12	0.082	20.21	0.105	22.71	0.187	≤ 30.00
		5785	19.17	0.083	20.32	0.108	22.79	0.190	≤ 30.00
		5805	19.11	0.081	20.32	0.108	22.77	0.189	≤ 30.00
5825	18.21	0.066	19.14	0.082	21.71	0.148	≤ 30.00		
802.11ac VHT40	27 M	5510	14.03	0.025	14.74	0.030	17.41	0.055	≤ 23.70
		5550	17.97	0.063	18.30	0.068	21.15	0.130	≤ 23.70
		5590	17.92	0.062	18.23	0.067	21.09	0.128	≤ 23.70
		5630	18.02	0.063	18.27	0.067	21.16	0.131	≤ 23.70
		5670	16.40	0.044	16.56	0.045	19.49	0.089	≤ 23.70
		5710	17.25	0.053	17.15	0.052	20.21	0.105	≤ 23.70
		5710	6.94	0.005	7.14	0.005	10.05	0.010	≤ 30.00
		5755	20.20	0.105	20.79	0.120	23.52	0.225	≤ 30.00
		5795	20.01	0.100	20.49	0.112	23.27	0.212	≤ 30.00
802.11ac VHT80	58.6 M	5530	15.70	0.037	15.24	0.033	18.49	0.071	≤ 23.70
		5610	17.62	0.058	18.03	0.064	20.84	0.121	≤ 23.70
		5690	16.51	0.045	17.07	0.051	19.81	0.096	≤ 23.70
		5690	2.47	0.002	3.07	0.002	5.80	0.004	≤ 30.00
		5775	18.46	0.070	18.58	0.072	21.53	0.142	≤ 30.00

Note: The relevant measured result has the offset with cable loss already.

Maximum Conducted Output Power									
Test Mode	Data Rate	Frequency (MHz)	ANT-0		ANT-1		ANT-0+1		Limit (dBm)
			(dBm)	(W)	(dBm)	(W)	(dBm)	(W)	
802.11ax HE20	MCS0	5500	15.88	0.039	15.48	0.035	18.69	0.074	≤ 22.60
		5520	15.55	0.036	15.35	0.034	18.46	0.070	≤ 22.60
		5540	15.54	0.036	15.39	0.035	18.48	0.070	≤ 22.60
		5560	15.58	0.036	15.40	0.035	18.50	0.071	≤ 22.60
		5580	15.55	0.036	15.32	0.034	18.45	0.070	≤ 22.60
		5600	15.52	0.036	15.39	0.035	18.47	0.070	≤ 22.60
		5620	15.56	0.036	15.36	0.034	18.47	0.070	≤ 22.60
		5640	15.54	0.036	15.39	0.035	18.48	0.070	≤ 22.60
		5660	15.57	0.036	15.36	0.034	18.48	0.070	≤ 22.60
		5680	15.56	0.036	15.34	0.034	18.46	0.070	≤ 22.60
		5700	15.71	0.037	16.19	0.042	18.97	0.079	≤ 22.60
		5720	15.20	0.033	15.62	0.036	18.42	0.070	≤ 22.60
		5720	9.95	0.010	10.39	0.011	13.19	0.021	≤ 22.60
		5745	19.95	0.099	20.65	0.116	23.32	0.215	≤ 30.00
		5765	19.16	0.082	20.28	0.107	22.77	0.189	≤ 30.00
		5785	19.20	0.083	20.36	0.109	22.83	0.192	≤ 30.00
5805	19.18	0.083	20.30	0.107	22.79	0.190	≤ 30.00		
5825	18.32	0.068	19.21	0.083	21.80	0.151	≤ 30.00		
802.11ax HE40	MCS0	5510	14.13	0.026	14.76	0.030	17.47	0.056	≤ 23.70
		5550	18.05	0.064	18.33	0.068	21.20	0.132	≤ 23.70
		5590	18.02	0.063	18.23	0.067	21.14	0.130	≤ 23.70
		5630	18.03	0.064	18.30	0.068	21.18	0.131	≤ 23.70
		5670	16.43	0.044	16.62	0.046	19.54	0.090	≤ 23.70
		5710	17.69	0.059	17.65	0.058	20.68	0.117	≤ 23.70
		5710	7.95	0.006	8.17	0.007	11.07	0.013	≤ 30.00
		5755	20.25	0.106	20.84	0.121	23.57	0.227	≤ 30.00
5795	20.04	0.101	20.52	0.113	23.30	0.214	≤ 30.00		
802.11ax HE80	MCS0	5530	15.71	0.037	15.31	0.034	18.52	0.071	≤ 23.70
		5610	17.70	0.059	18.10	0.065	20.91	0.123	≤ 23.70
		5690	17.69	0.059	18.18	0.066	20.95	0.125	≤ 23.70
		5690	4.29	0.003	4.73	0.003	7.53	0.006	≤ 30.00
		5775	18.53	0.071	18.64	0.073	21.60	0.144	≤ 30.00

Note: The relevant measured result has the offset with cable loss already.

Low TPC Power								
Test Mode	Data Rate	Frequency (MHz)	ANT-0		ANT-1		ANT-0+1	
			(dBm)	(W)	(dBm)	(W)	(dBm)	(W)
802.11n HT20	6.5 M	5500	14.64	0.029	14.17	0.026	17.42	0.055
		5520	14.58	0.029	14.37	0.027	17.49	0.056
		5540	14.50	0.028	14.29	0.027	17.41	0.055
		5560	14.72	0.030	14.35	0.027	17.55	0.057
		5580	14.49	0.028	14.27	0.027	17.39	0.055
		5600	14.54	0.028	14.35	0.027	17.46	0.056
		5620	14.65	0.029	14.32	0.027	17.50	0.056
		5640	14.55	0.029	14.38	0.027	17.48	0.056
		5660	14.49	0.028	14.24	0.027	17.38	0.055
		5680	14.64	0.029	14.29	0.027	17.48	0.056
		5700	14.47	0.028	14.83	0.030	17.66	0.058
		5720	14.06	0.025	14.43	0.028	17.26	0.053
802.11n HT40	13.5M	5510	13.64	0.023	14.34	0.027	17.01	0.050
		5550	14.45	0.028	14.73	0.030	17.60	0.058
		5590	14.34	0.027	14.71	0.030	17.54	0.057
		5630	14.43	0.028	14.65	0.029	17.55	0.057
		5670	14.35	0.027	14.53	0.028	17.45	0.056
		5710	14.77	0.038	14.27	0.027	17.53	0.064
802.11ac VHT20	6.5 M	5500	14.67	0.029	14.28	0.027	17.49	0.056
		5520	14.61	0.029	14.38	0.027	17.51	0.056
		5540	14.57	0.029	14.38	0.027	17.49	0.056
		5560	14.73	0.030	14.44	0.028	17.60	0.058
		5580	14.58	0.029	14.36	0.027	17.48	0.056
		5600	14.62	0.029	14.45	0.028	17.55	0.057
		5620	14.70	0.030	14.42	0.028	17.57	0.057
		5640	14.64	0.029	14.38	0.027	17.52	0.057
		5660	14.61	0.029	14.33	0.027	17.48	0.056
		5680	14.73	0.030	14.39	0.027	17.57	0.057
		5700	14.47	0.028	14.85	0.031	17.67	0.059
		5720	14.02	0.025	14.29	0.027	17.17	0.052

Note: The relevant measured result has the offset with cable loss already.

Low TPC Power								
Test Mode	Data Rate	Frequency (MHz)	ANT-0		ANT-1		ANT-0+1	
			(dBm)	(W)	(dBm)	(W)	(dBm)	(W)
802.11ac VHT40	13.5M	5510	13.73	0.024	14.44	0.028	17.11	0.051
		5550	14.51	0.028	14.79	0.030	17.66	0.058
		5590	14.44	0.028	14.73	0.030	17.60	0.058
		5630	14.46	0.028	14.77	0.030	17.63	0.058
		5670	14.44	0.028	14.64	0.029	17.55	0.057
		5710	14.02	0.025	14.11	0.026	17.08	0.051
802.11ac VHT80	29.3 M	5530	14.88	0.031	14.39	0.027	17.65	0.058
		5610	14.35	0.027	14.90	0.031	17.64	0.058
		5690	13.95	0.025	14.44	0.028	17.21	0.053
802.11ax HE20	MCS0	5500	14.76	0.030	14.40	0.028	17.59	0.057
		5520	14.70	0.030	14.40	0.028	17.56	0.057
		5540	14.58	0.029	14.39	0.027	17.50	0.056
		5560	14.75	0.030	14.52	0.028	17.65	0.058
		5580	14.70	0.030	14.41	0.028	17.57	0.057
		5600	14.69	0.029	14.49	0.028	17.60	0.058
		5620	14.70	0.030	14.45	0.028	17.59	0.057
		5640	14.70	0.030	14.43	0.028	17.58	0.057
		5660	14.66	0.029	14.40	0.028	17.54	0.057
		5680	14.74	0.030	14.49	0.028	17.63	0.058
		5700	14.55	0.029	14.80	0.030	17.69	0.059
5720	14.16	0.026	14.55	0.029	17.37	0.055		
802.11ax HE40	MCS0	5510	14.13	0.026	14.76	0.030	17.47	0.056
		5550	14.55	0.029	14.80	0.030	17.69	0.059
		5590	14.53	0.028	14.76	0.030	17.66	0.058
		5630	14.51	0.028	14.78	0.030	17.66	0.058
		5670	14.54	0.028	14.74	0.030	17.65	0.058
		5710	14.41	0.028	14.45	0.028	17.44	0.055
802.11ax HE80	MCS0	5530	14.86	0.031	14.49	0.028	17.69	0.059
		5610	14.39	0.027	14.94	0.031	17.68	0.059
		5690	14.28	0.027	14.71	0.030	17.51	0.056

Note: The relevant measured result has the offset with cable loss already.

Low TPC Power						
Test Mode	Data Rate	Frequency (MHz)	Max. Low TPC Power	Max. Gain	E.I.R.P.	Limit (dBm)
			(dBm)	(dBi)	(dBm)	
802.11n HT20	6.5 M	5500	17.42	6.30	23.72	≤ 24.00
		5520	17.49	6.30	23.79	≤ 24.00
		5540	17.41	6.30	23.71	≤ 24.00
		5560	17.55	6.30	23.85	≤ 24.00
		5580	17.39	6.30	23.69	≤ 24.00
		5600	17.46	6.30	23.76	≤ 24.00
		5620	17.50	6.30	23.80	≤ 24.00
		5640	17.48	6.30	23.78	≤ 24.00
		5660	17.38	6.30	23.68	≤ 24.00
		5680	17.48	6.30	23.78	≤ 24.00
		5700	17.66	6.30	23.96	≤ 24.00
		5720	17.26	6.30	23.56	≤ 24.00
802.11n HT40	13.5M	5510	17.01	6.30	23.31	≤ 24.00
		5550	17.60	6.30	23.90	≤ 24.00
		5590	17.54	6.30	23.84	≤ 24.00
		5630	17.55	6.30	23.85	≤ 24.00
		5670	17.45	6.30	23.75	≤ 24.00
		5710	17.53	6.30	23.83	≤ 24.00
802.11ac VHT20	6.5 M	5500	17.49	6.30	23.79	≤ 24.00
		5520	17.51	6.30	23.81	≤ 24.00
		5540	17.49	6.30	23.79	≤ 24.00
		5560	17.60	6.30	23.90	≤ 24.00
		5580	17.48	6.30	23.78	≤ 24.00
		5600	17.55	6.30	23.85	≤ 24.00
		5620	17.57	6.30	23.87	≤ 24.00
		5640	17.52	6.30	23.82	≤ 24.00
		5660	17.48	6.30	23.78	≤ 24.00
		5680	17.57	6.30	23.87	≤ 24.00
		5700	17.67	6.30	23.97	≤ 24.00
		5720	17.17	6.30	23.47	≤ 24.00

Note: The relevant measured result has the offset with cable loss already.

Low TPC Power						
Test Mode	Data Rate	Frequency (MHz)	Max. Low TPC Power	Max. Gain	E.I.R.P.	Limit (dBm)
			(dBm)	(dBi)	(dBm)	
802.11ac VHT40	13.5M	5510	17.11	6.30	23.41	≤ 24.00
		5550	17.66	6.30	23.96	≤ 24.00
		5590	17.60	6.30	23.90	≤ 24.00
		5630	17.63	6.30	23.93	≤ 24.00
		5670	17.55	6.30	23.85	≤ 24.00
		5710	17.08	6.30	23.38	≤ 24.00
802.11ac VHT80	29.3 M	5530	17.65	6.30	23.95	≤ 24.00
		5610	17.64	6.30	23.94	≤ 24.00
		5690	17.21	6.30	23.51	≤ 24.00
802.11ax HE20	MCS0	5500	17.59	6.30	23.89	≤ 24.00
		5520	17.56	6.30	23.86	≤ 24.00
		5540	17.50	6.30	23.80	≤ 24.00
		5560	17.65	6.30	23.95	≤ 24.00
		5580	17.57	6.30	23.87	≤ 24.00
		5600	17.60	6.30	23.90	≤ 24.00
		5620	17.59	6.30	23.89	≤ 24.00
		5640	17.58	6.30	23.88	≤ 24.00
		5660	17.54	6.30	23.84	≤ 24.00
		5680	17.63	6.30	23.93	≤ 24.00
		5700	17.69	6.30	23.99	≤ 24.00
5720	17.37	6.30	23.67	≤ 24.00		
802.11ax HE40	MCS0	5510	17.47	6.30	23.77	≤ 24.00
		5550	17.69	6.30	23.99	≤ 24.00
		5590	17.66	6.30	23.96	≤ 24.00
		5630	17.66	6.30	23.96	≤ 24.00
		5670	17.65	6.30	23.95	≤ 24.00
		5710	17.44	6.30	23.74	≤ 24.00
802.11ax HE80	MCS0	5530	17.69	6.30	23.99	≤ 24.00
		5610	17.68	6.30	23.98	≤ 24.00
		5690	17.51	6.30	23.81	≤ 24.00

Note: The relevant measured result has the offset with cable loss already.

26 dB RF Bandwidth

Low Band B1 & B2A					
-------------------	--	--	--	--	--

Test Mode	Frequency (MHz)	26 dB RF Bandwidth (MHz)			
		ANT-0	ANT-1	ANT-2	ANT-3
802.11a	5180	32.630	---	---	---
	5200	39.030	---	---	---
	5240	37.760	---	---	---
	5260	26.350	---	---	---
	5280	23.880	---	---	---
	5320	24.540	---	---	---
802.11n HT20	5260	30.430	---	---	---
	5280	31.080	---	---	---
	5320	33.610	---	---	---
802.11n HT40	5270	77.570	---	---	---
	5310	40.470	---	---	---
802.11ac VHT20	5260	33.490	---	---	---
	5280	38.940	---	---	---
	5320	34.150	---	---	---
802.11ac VHT40	5270	77.120	---	---	---
	5310	40.770	---	---	---
802.11ac VHT80	5290	81.950	---	---	---
802.11ac VHT160	5250	96.280	---	---	---
802.11ax HE20	5180	34.200	---	---	---
	5200	40.500	---	---	---
	5240	34.850	---	---	---
	5260	30.670	---	---	---
	5280	28.920	---	---	---
	5320	39.300	---	---	---
802.11ax HE40	5190	40.830	---	---	---
	5230	77.830	---	---	---
	5270	85.670	---	---	---
	5310	40.970	---	---	---
802.11ax HE80	5210	83.020	---	---	---
	5290	82.020	---	---	---
802.11ax HE160	5250	114.500	---	---	---
	5250	135.600	---	---	---

Test Mode	Frequency (MHz)	26 dB RF Bandwidth (MHz)			
		ANT-0	ANT-1	ANT-2	ANT-3
802.11a	5180	21.690	22.770	---	---
	5200	35.160	34.040	---	---
	5240	36.400	36.120	---	---
	5260	21.800	21.540	---	---
	5280	21.490	21.370	---	---
	5320	21.360	21.520	---	---
802.11n HT20	5260	21.800	22.260	---	---
	5280	21.900	22.030	---	---
	5320	21.920	23.750	---	---
802.11n HT40	5270	40.660	40.440	---	---
	5310	40.430	40.510	---	---
802.11ac VHT20	5260	21.670	21.550	---	---
	5280	21.910	21.800	---	---
	5320	21.810	21.580	---	---
802.11ac VHT40	5270	48.170	41.630	---	---
	5310	40.460	40.430	---	---
802.11ac VHT80	5290	82.530	82.260	---	---
802.11ac VHT160	5250	92.210	93.460	---	---
802.11ax HE20	5180	21.820	22.080	---	---
	5200	38.940	34.890	---	---
	5240	39.620	35.510	---	---
	5260	21.870	21.560	---	---
	5280	21.850	21.910	---	---
	5320	21.750	26.500	---	---
802.11ax HE40	5190	41.350	40.480	---	---
	5230	74.910	90.680	---	---
	5270	40.970	40.800	---	---
	5310	40.640	40.570	---	---
802.11ax HE80	5210	83.320	82.480	---	---
	5290	82.210	82.370	---	---
802.11ax HE160	5250	103.800	93.120	---	---
	5250	83.490	82.740	---	---

Test Mode	Frequency (MHz)	26 dB RF Bandwidth (MHz)			
		ANT-0	ANT-1	ANT-2	ANT-3
802.11a	5180	21.450	21.780	21.610	---
	5200	25.040	27.540	23.170	---
	5240	24.960	26.010	24.510	---
	5260	21.000	21.320	21.390	---
	5280	21.470	21.150	21.080	---
	5320	21.620	20.920	21.030	---
802.11n HT20	5260	21.750	21.590	21.530	---
	5280	21.510	21.460	21.500	---
	5320	21.750	21.410	21.230	---
802.11n HT40	5270	40.650	40.240	40.490	---
	5310	40.220	40.250	41.710	---
802.11ac VHT20	5260	21.410	21.230	21.380	---
	5280	21.790	21.290	21.750	---
	5320	21.540	21.610	21.460	---
802.11ac VHT40	5270	40.300	40.130	40.660	---
	5310	40.430	40.340	40.060	---
802.11ac VHT80	5290	81.880	82.570	82.580	---
802.11ac VHT160	5250	82.240	84.560	83.820	---
802.11ax HE20	5180	21.470	21.430	21.700	---
	5200	26.630	29.960	22.580	---
	5240	45.230	36.730	33.600	---
	5260	21.580	21.590	21.530	---
	5280	21.570	21.720	21.540	---
	5320	21.650	21.590	21.460	---
802.11ax HE40	5190	40.680	40.320	40.640	---
	5230	60.420	71.200	69.780	---
	5270	40.600	40.790	40.110	---
	5310	40.350	40.290	40.180	---
802.11ax HE80	5210	81.290	82.490	81.810	---
	5290	81.540	81.700	82.340	---
802.11ax HE160	5250	82.180	82.500	82.950	---
	5250	82.880	83.220	82.900	---

Test Mode	Frequency (MHz)	26 dB RF Bandwidth (MHz)			
		ANT-0	ANT-1	ANT-2	ANT-3
802.11a	5180	21.800	21.910	21.820	21.300
	5200	21.820	21.580	21.520	21.300
	5240	21.950	21.600	21.260	21.610
	5260	21.880	21.790	21.560	21.480
	5280	21.380	21.760	21.390	21.460
	5320	21.530	21.270	21.420	21.520
802.11n HT20	5260	21.900	21.980	21.560	21.760
	5280	22.000	21.770	21.370	21.470
	5320	21.990	21.900	21.690	21.400
802.11n HT40	5270	40.870	40.410	40.160	40.740
	5310	40.550	40.500	40.260	40.530
802.11ac VHT20	5260	21.740	21.980	21.590	21.440
	5280	21.720	21.920	21.700	21.580
	5320	21.970	21.800	21.490	21.490
802.11ac VHT40	5270	40.630	40.440	40.300	40.480
	5310	40.130	40.430	40.020	40.400
802.11ac VHT80	5290	82.160	82.780	82.090	82.040
802.11ac VHT160	5250	82.580	85.820	86.400	86.410
802.11ax HE20	5180	21.810	21.860	21.200	21.500
	5200	21.530	21.390	21.440	21.570
	5240	21.980	21.570	21.710	21.460
	5260	21.250	21.580	21.300	21.630
	5280	21.730	21.830	21.920	21.900
	5320	21.730	21.880	21.430	21.510
802.11ax HE40	5190	40.730	40.450	40.850	40.740
	5230	68.540	60.800	82.060	56.200
	5270	40.880	40.510	40.810	40.710
	5310	40.870	40.550	40.910	40.300
802.11ax HE80	5210	82.000	83.050	82.510	82.050
	5290	82.510	82.910	82.280	82.530
802.11ax HE160	5250	83.040	82.390	115.000	82.410
	5250	83.840	83.790	82.890	82.770

High Band B2C & B3

Test Mode	Frequency (MHz)	26 dB RF Bandwidth (MHz)	
		ANT-0	ANT-1
802.11a	5500	21.990	---
	5560	21.380	---
	5700	21.650	---
	5720	15.420	---
802.11n HT20	5500	28.740	---
	5560	27.320	---
	5700	21.810	---
	5720	18.050	---
802.11n HT40	5510	39.970	---
	5550	79.780	---
	5670	40.200	---
	5710	58.700	---
802.11ac VHT20	5500	31.540	---
	5560	31.370	---
	5700	21.790	---
	5720	15.710	---
802.11ac VHT40	5510	40.260	---
	5550	77.300	---
	5670	40.420	---
	5710	51.280	---
802.11ac VHT80	5530	82.100	---
	5610	95.800	---
	5690	101.300	---
802.11ax HE20	5500	27.680	---
	5560	30.840	---
	5700	21.550	---
	5720	15.720	---
802.11ax HE40	5510	40.450	---
	5550	70.310	---
	5670	40.160	---
	5710	52.490	---
802.11ax HE80	5530	81.810	---
	5610	81.530	---
	5690	87.760	---




Test Mode	Frequency (MHz)	26 dB RF Bandwidth (MHz)	
		ANT-0	ANT-1
802.11a	5500	21.280	21.030
	5560	21.080	21.020
	5700	21.340	21.290
	5720	15.410	15.530
802.11n HT20	5500	21.290	21.350
	5560	21.540	21.320
	5700	21.720	21.290
	5720	15.620	15.710
802.11n HT40	5510	40.180	39.580
	5550	47.650	50.510
	5670	39.850	39.710
	5710	41.760	34.750
802.11ac VHT20	5500	21.680	21.870
	5560	21.610	21.270
	5700	21.890	21.470
	5720	15.780	15.430
802.11ac VHT40	5510	40.230	39.430
	5550	43.560	53.460
	5670	40.250	39.530
	5710	35.050	34.540
802.11ac VHT80	5530	81.250	81.240
	5610	81.530	81.070
	5690	75.450	75.300
802.11ax HE20	5500	21.490	21.680
	5560	21.750	21.570
	5700	21.540	21.800
	5720	15.720	15.500
802.11ax HE40	5510	40.250	39.990
	5550	53.000	53.430
	5670	40.290	40.370
	5710	41.120	34.770
802.11ax HE80	5530	81.770	82.000
	5610	100.100	131.100
	5690	75.810	75.880

■ Test Graphs

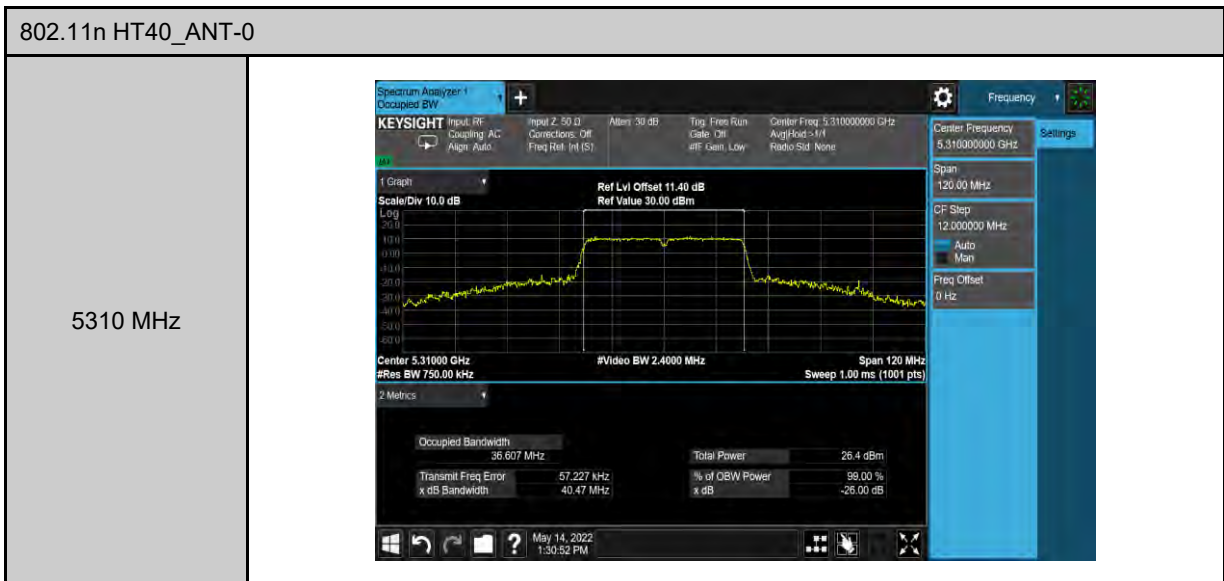
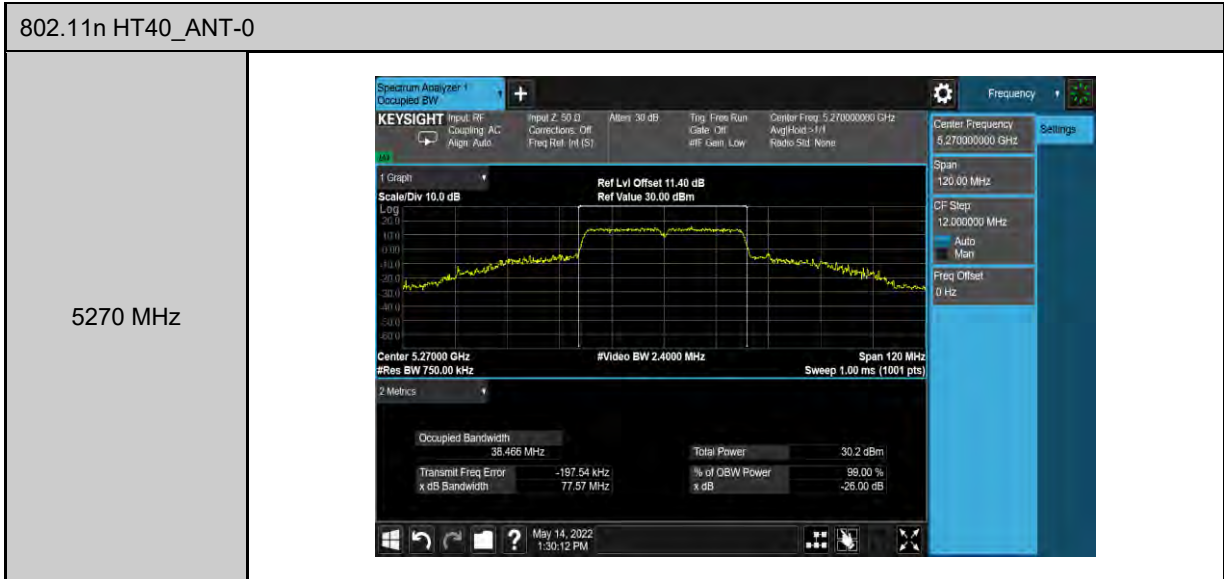
Low Band B1 & B2A 1X1

802.11a_ANT-0

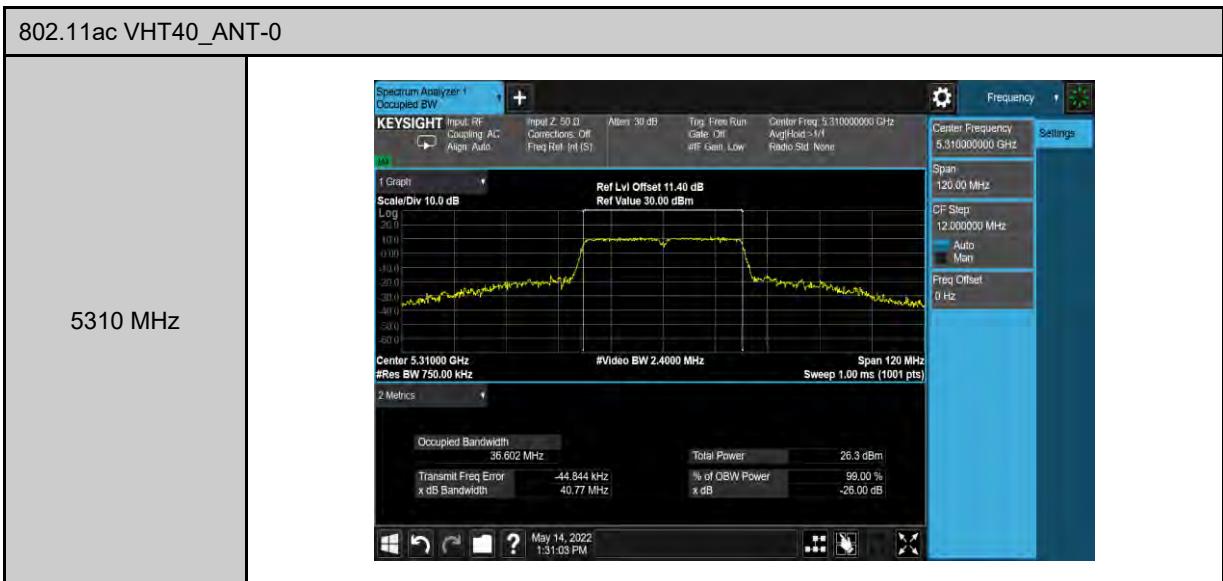


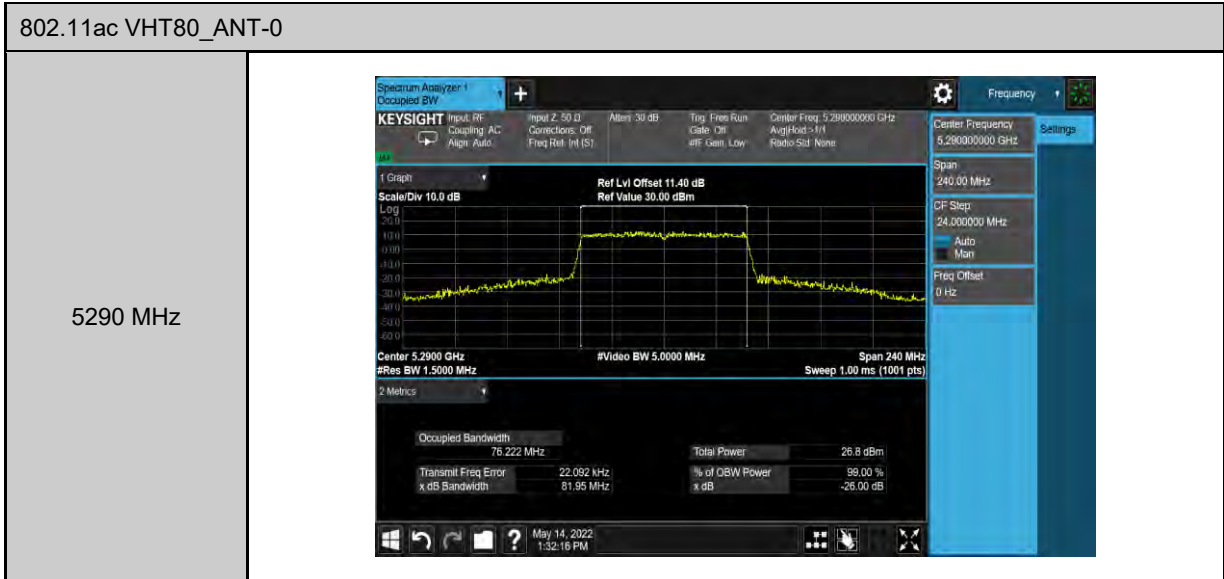
802.11a_ANT-0													
5260 MHz	 <p>Center Frequency: 5.26000000 GHz Span: 80.000 MHz CF Step: 8.000000 MHz #Res BW: 390.00 kHz #Video BW: 1.2000 MHz Sweep: 1.00 ms (1001 pts)</p> <table border="1"> <tr> <td>Occupied Bandwidth</td> <td>17.963 MHz</td> <td>Total Power</td> <td>27.6 dBm</td> </tr> <tr> <td>Transmit Freq Error</td> <td>69.284 kHz</td> <td>% of OBW Power</td> <td>99.00 %</td> </tr> <tr> <td>x dB Bandwidth</td> <td>26.35 MHz</td> <td>x dB</td> <td>-26.00 dB</td> </tr> </table>	Occupied Bandwidth	17.963 MHz	Total Power	27.6 dBm	Transmit Freq Error	69.284 kHz	% of OBW Power	99.00 %	x dB Bandwidth	26.35 MHz	x dB	-26.00 dB
Occupied Bandwidth	17.963 MHz	Total Power	27.6 dBm										
Transmit Freq Error	69.284 kHz	% of OBW Power	99.00 %										
x dB Bandwidth	26.35 MHz	x dB	-26.00 dB										
5280 MHz	 <p>Center Frequency: 5.28000000 GHz Span: 80.000 MHz CF Step: 8.000000 MHz #Res BW: 390.00 kHz #Video BW: 1.2000 MHz Sweep: 1.00 ms (1001 pts)</p> <table border="1"> <tr> <td>Occupied Bandwidth</td> <td>17.969 MHz</td> <td>Total Power</td> <td>27.3 dBm</td> </tr> <tr> <td>Transmit Freq Error</td> <td>93.372 kHz</td> <td>% of OBW Power</td> <td>99.00 %</td> </tr> <tr> <td>x dB Bandwidth</td> <td>23.68 MHz</td> <td>x dB</td> <td>-26.00 dB</td> </tr> </table>	Occupied Bandwidth	17.969 MHz	Total Power	27.3 dBm	Transmit Freq Error	93.372 kHz	% of OBW Power	99.00 %	x dB Bandwidth	23.68 MHz	x dB	-26.00 dB
Occupied Bandwidth	17.969 MHz	Total Power	27.3 dBm										
Transmit Freq Error	93.372 kHz	% of OBW Power	99.00 %										
x dB Bandwidth	23.68 MHz	x dB	-26.00 dB										
5320 MHz	 <p>Center Frequency: 5.32000000 GHz Span: 80.000 MHz CF Step: 8.000000 MHz #Res BW: 390.00 kHz #Video BW: 1.2000 MHz Sweep: 1.00 ms (1001 pts)</p> <table border="1"> <tr> <td>Occupied Bandwidth</td> <td>17.202 MHz</td> <td>Total Power</td> <td>26.7 dBm</td> </tr> <tr> <td>Transmit Freq Error</td> <td>37.230 kHz</td> <td>% of OBW Power</td> <td>99.00 %</td> </tr> <tr> <td>x dB Bandwidth</td> <td>24.54 MHz</td> <td>x dB</td> <td>-26.00 dB</td> </tr> </table>	Occupied Bandwidth	17.202 MHz	Total Power	26.7 dBm	Transmit Freq Error	37.230 kHz	% of OBW Power	99.00 %	x dB Bandwidth	24.54 MHz	x dB	-26.00 dB
Occupied Bandwidth	17.202 MHz	Total Power	26.7 dBm										
Transmit Freq Error	37.230 kHz	% of OBW Power	99.00 %										
x dB Bandwidth	24.54 MHz	x dB	-26.00 dB										

802.11n HT20_ANT-0													
5260 MHz	<p>Center Frequency: 5.26000000 GHz Span: 80.000 MHz CF Step: 8.000000 MHz Freq Offset: 0 Hz</p> <p>Center: 5.26000 GHz #Video BW 1.2000 MHz Span 80 MHz #Res BW 390.00 kHz Sweep 1.00 ms (1001 pts)</p> <table border="1"> <tr> <td>Occupied Bandwidth</td> <td>18.631 MHz</td> <td>Total Power</td> <td>28.3 dBm</td> </tr> <tr> <td>Transmit Freq Error</td> <td>247 Hz</td> <td>% of OBW Power</td> <td>99.00 %</td> </tr> <tr> <td>x dB Bandwidth</td> <td>30.43 MHz</td> <td>x dB</td> <td>-26.00 dB</td> </tr> </table>	Occupied Bandwidth	18.631 MHz	Total Power	28.3 dBm	Transmit Freq Error	247 Hz	% of OBW Power	99.00 %	x dB Bandwidth	30.43 MHz	x dB	-26.00 dB
Occupied Bandwidth	18.631 MHz	Total Power	28.3 dBm										
Transmit Freq Error	247 Hz	% of OBW Power	99.00 %										
x dB Bandwidth	30.43 MHz	x dB	-26.00 dB										
5280 MHz	<p>Center Frequency: 5.28000000 GHz Span: 80.000 MHz CF Step: 8.000000 MHz Freq Offset: 0 Hz</p> <p>Center: 5.28000 GHz #Video BW 1.2000 MHz Span 80 MHz #Res BW 390.00 kHz Sweep 1.00 ms (1001 pts)</p> <table border="1"> <tr> <td>Occupied Bandwidth</td> <td>18.467 MHz</td> <td>Total Power</td> <td>28.3 dBm</td> </tr> <tr> <td>Transmit Freq Error</td> <td>20.536 MHz</td> <td>% of OBW Power</td> <td>99.00 %</td> </tr> <tr> <td>x dB Bandwidth</td> <td>31.00 MHz</td> <td>x dB</td> <td>-26.00 dB</td> </tr> </table>	Occupied Bandwidth	18.467 MHz	Total Power	28.3 dBm	Transmit Freq Error	20.536 MHz	% of OBW Power	99.00 %	x dB Bandwidth	31.00 MHz	x dB	-26.00 dB
Occupied Bandwidth	18.467 MHz	Total Power	28.3 dBm										
Transmit Freq Error	20.536 MHz	% of OBW Power	99.00 %										
x dB Bandwidth	31.00 MHz	x dB	-26.00 dB										
5320 MHz	<p>Center Frequency: 5.32000000 GHz Span: 80.000 MHz CF Step: 8.000000 MHz Freq Offset: 0 Hz</p> <p>Center: 5.32000 GHz #Video BW 1.2000 MHz Span 80 MHz #Res BW 390.00 kHz Sweep 1.00 ms (1001 pts)</p> <table border="1"> <tr> <td>Occupied Bandwidth</td> <td>18.459 MHz</td> <td>Total Power</td> <td>27.8 dBm</td> </tr> <tr> <td>Transmit Freq Error</td> <td>52.885 MHz</td> <td>% of OBW Power</td> <td>99.00 %</td> </tr> <tr> <td>x dB Bandwidth</td> <td>33.61 MHz</td> <td>x dB</td> <td>-26.00 dB</td> </tr> </table>	Occupied Bandwidth	18.459 MHz	Total Power	27.8 dBm	Transmit Freq Error	52.885 MHz	% of OBW Power	99.00 %	x dB Bandwidth	33.61 MHz	x dB	-26.00 dB
Occupied Bandwidth	18.459 MHz	Total Power	27.8 dBm										
Transmit Freq Error	52.885 MHz	% of OBW Power	99.00 %										
x dB Bandwidth	33.61 MHz	x dB	-26.00 dB										



802.11ac VHT20_ANT-0	
5260 MHz	<p>Center Frequency: 5.26000000 GHz</p> <p>Span: 80.000 MHz</p> <p>CF Step: 8.000000 MHz</p> <p>Ref Lvl Offset: 11.40 dB</p> <p>Ref Value: 30.00 dBm</p> <p>Center: 5.26000 GHz</p> <p>#Video BW: 1.2000 MHz</p> <p>Span: 80 MHz</p> <p>#Res BW: 390.00 kHz</p> <p>Sweep: 1.00 ms (1001 pts)</p> <p>Occupied Bandwidth: 18.499 MHz</p> <p>Total Power: 28.2 dBm</p> <p>Transmit Freq Error: -66.061 MHz</p> <p>% of OBW Power: 99.00 %</p> <p>x dB Bandwidth: 33.49 MHz</p> <p>x dB: -26.00 dB</p> <p>May 14, 2022 3:04:17 PM</p>
5280 MHz	<p>Center Frequency: 5.28000000 GHz</p> <p>Span: 80.000 MHz</p> <p>CF Step: 8.000000 MHz</p> <p>Ref Lvl Offset: 11.40 dB</p> <p>Ref Value: 30.00 dBm</p> <p>Center: 5.28000 GHz</p> <p>#Video BW: 1.2000 MHz</p> <p>Span: 80 MHz</p> <p>#Res BW: 390.00 kHz</p> <p>Sweep: 1.00 ms (1001 pts)</p> <p>Occupied Bandwidth: 18.582 MHz</p> <p>Total Power: 28.7 dBm</p> <p>Transmit Freq Error: 7.834 MHz</p> <p>% of OBW Power: 99.00 %</p> <p>x dB Bandwidth: 38.94 MHz</p> <p>x dB: -26.00 dB</p> <p>May 14, 2022 3:05:18 PM</p>
5320 MHz	<p>Center Frequency: 5.32000000 GHz</p> <p>Span: 80.000 MHz</p> <p>CF Step: 8.000000 MHz</p> <p>Ref Lvl Offset: 11.40 dB</p> <p>Ref Value: 30.00 dBm</p> <p>Center: 5.32000 GHz</p> <p>#Video BW: 1.2000 MHz</p> <p>Span: 80 MHz</p> <p>#Res BW: 390.00 kHz</p> <p>Sweep: 1.00 ms (1001 pts)</p> <p>Occupied Bandwidth: 18.621 MHz</p> <p>Total Power: 27.8 dBm</p> <p>Transmit Freq Error: 64.737 MHz</p> <p>% of OBW Power: 99.00 %</p> <p>x dB Bandwidth: 34.15 MHz</p> <p>x dB: -26.00 dB</p> <p>May 14, 2022 1:29:37 PM</p>

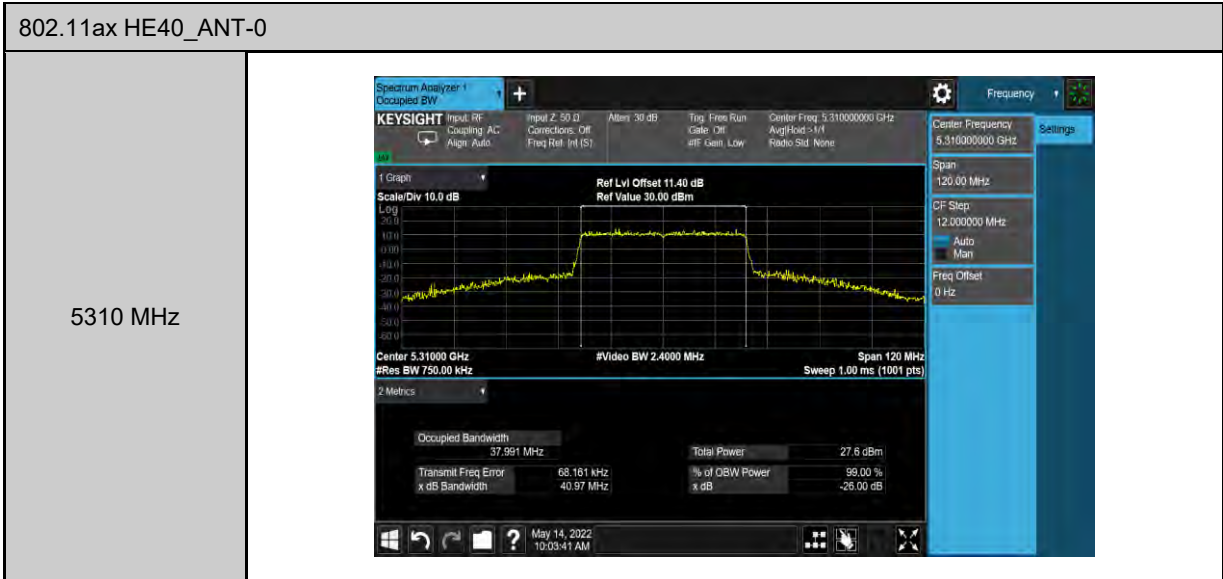




802.11ax HE20_ANT-0	
5180 MHz	<p>Center Frequency: 5.18000000 GHz Span: 80.000 MHz CF Step: 8.000000 MHz Total Power: 30.3 dBm Occupied Bandwidth: 19.905 MHz</p>
5200 MHz	<p>Center Frequency: 5.20000000 GHz Span: 80.000 MHz CF Step: 8.000000 MHz Total Power: 31.8 dBm Occupied Bandwidth: 19.815 MHz</p>
5240 MHz	<p>Center Frequency: 5.24000000 GHz Span: 80.000 MHz CF Step: 8.000000 MHz Mkr1 5.25000000 GHz: 2.07 dBm Total Power: 30.8 dBm Occupied Bandwidth: 19.513 MHz</p>

802.11ax HE20_ANT-0	
5260 MHz	
5280 MHz	
5320 MHz	

802.11ax HE40_ANT-0									
5190 MHz	<p>Center Frequency: 5.19000000 GHz Span: 120.00 MHz CF Step: 12.000000 MHz #Video BW: 2.4000 MHz Sweep: 1.00 ms (1001 pts)</p> <table border="1"> <tr> <td>Occupied Bandwidth</td> <td>57.987 MHz</td> <td>Total Power</td> <td>28.3 dBm</td> </tr> <tr> <td>Transmit Freq Error x dB Bandwidth</td> <td>72.907 MHz 40.83 MHz</td> <td>% of OBW Power x dB</td> <td>98.00 % -26.00 dB</td> </tr> </table>	Occupied Bandwidth	57.987 MHz	Total Power	28.3 dBm	Transmit Freq Error x dB Bandwidth	72.907 MHz 40.83 MHz	% of OBW Power x dB	98.00 % -26.00 dB
Occupied Bandwidth	57.987 MHz	Total Power	28.3 dBm						
Transmit Freq Error x dB Bandwidth	72.907 MHz 40.83 MHz	% of OBW Power x dB	98.00 % -26.00 dB						
5230 MHz	<p>Center Frequency: 5.23000000 GHz Span: 120.00 MHz CF Step: 12.000000 MHz #Video BW: 2.4000 MHz Sweep: 1.00 ms (1001 pts)</p> <p>Mkr1 5.25000000 GHz -0.41 dBm</p> <table border="1"> <tr> <td>Occupied Bandwidth</td> <td>39.007 MHz</td> <td>Total Power</td> <td>31.9 dBm</td> </tr> <tr> <td>Transmit Freq Error x dB Bandwidth</td> <td>82.108 MHz 77.83 MHz</td> <td>% of OBW Power x dB</td> <td>98.00 % -26.00 dB</td> </tr> </table>	Occupied Bandwidth	39.007 MHz	Total Power	31.9 dBm	Transmit Freq Error x dB Bandwidth	82.108 MHz 77.83 MHz	% of OBW Power x dB	98.00 % -26.00 dB
Occupied Bandwidth	39.007 MHz	Total Power	31.9 dBm						
Transmit Freq Error x dB Bandwidth	82.108 MHz 77.83 MHz	% of OBW Power x dB	98.00 % -26.00 dB						
5270 MHz	<p>Center Frequency: 5.27000000 GHz Span: 120.00 MHz CF Step: 12.000000 MHz #Video BW: 2.4000 MHz Sweep: 1.00 ms (1001 pts)</p> <table border="1"> <tr> <td>Occupied Bandwidth</td> <td>39.303 MHz</td> <td>Total Power</td> <td>32.3 dBm</td> </tr> <tr> <td>Transmit Freq Error x dB Bandwidth</td> <td>-75.007 MHz 85.67 MHz</td> <td>% of OBW Power x dB</td> <td>98.00 % -26.00 dB</td> </tr> </table>	Occupied Bandwidth	39.303 MHz	Total Power	32.3 dBm	Transmit Freq Error x dB Bandwidth	-75.007 MHz 85.67 MHz	% of OBW Power x dB	98.00 % -26.00 dB
Occupied Bandwidth	39.303 MHz	Total Power	32.3 dBm						
Transmit Freq Error x dB Bandwidth	-75.007 MHz 85.67 MHz	% of OBW Power x dB	98.00 % -26.00 dB						







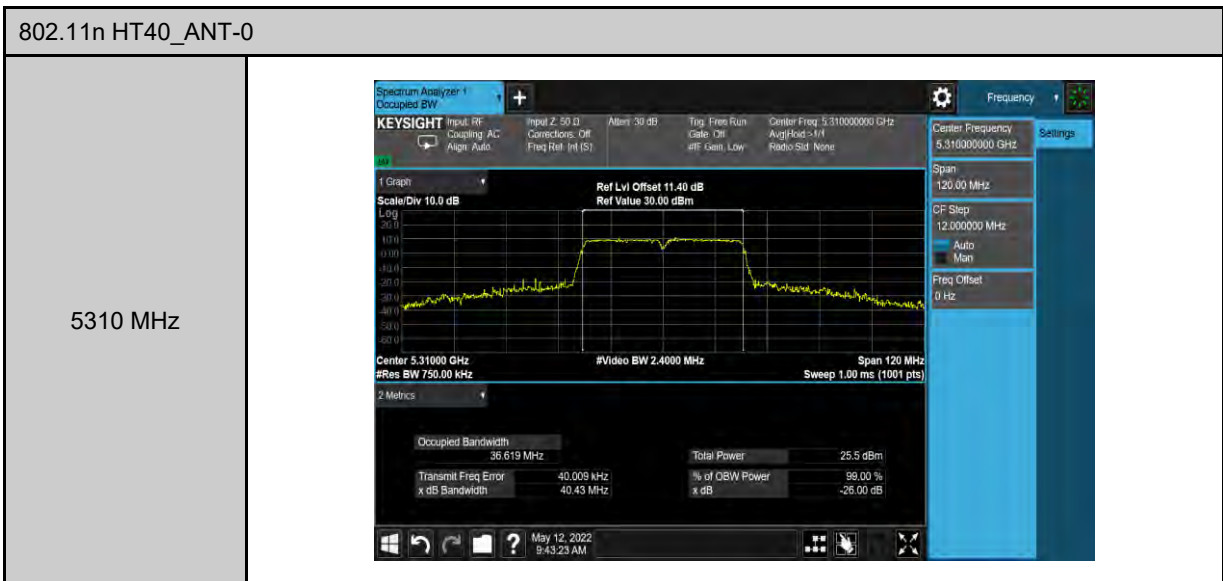
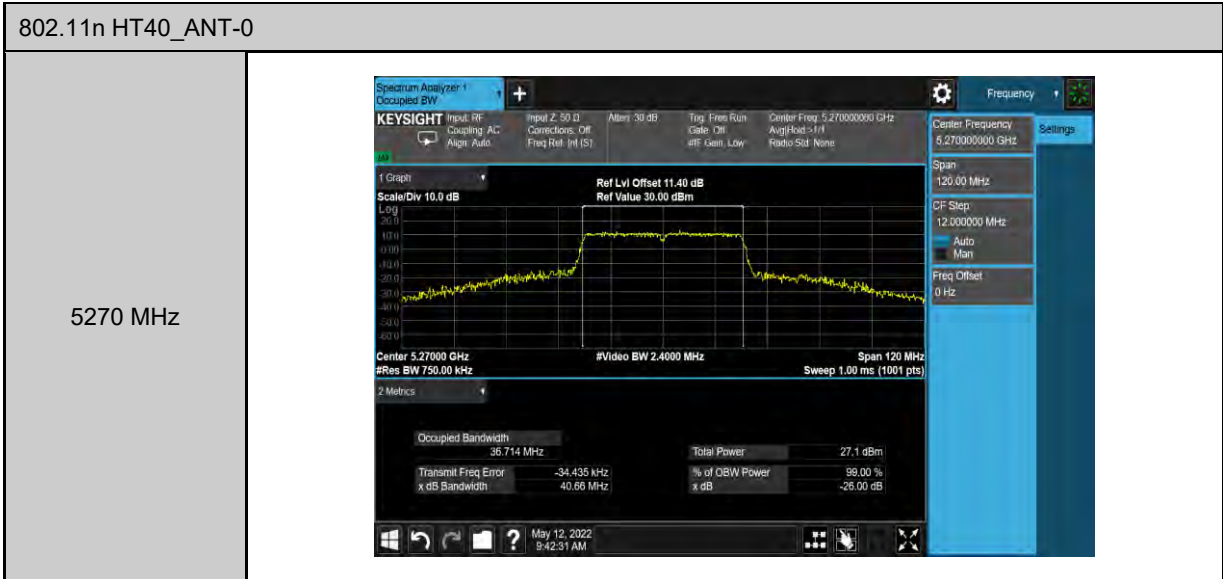
Low Band B1 & B2A 2X2

802.11a_ANT-0

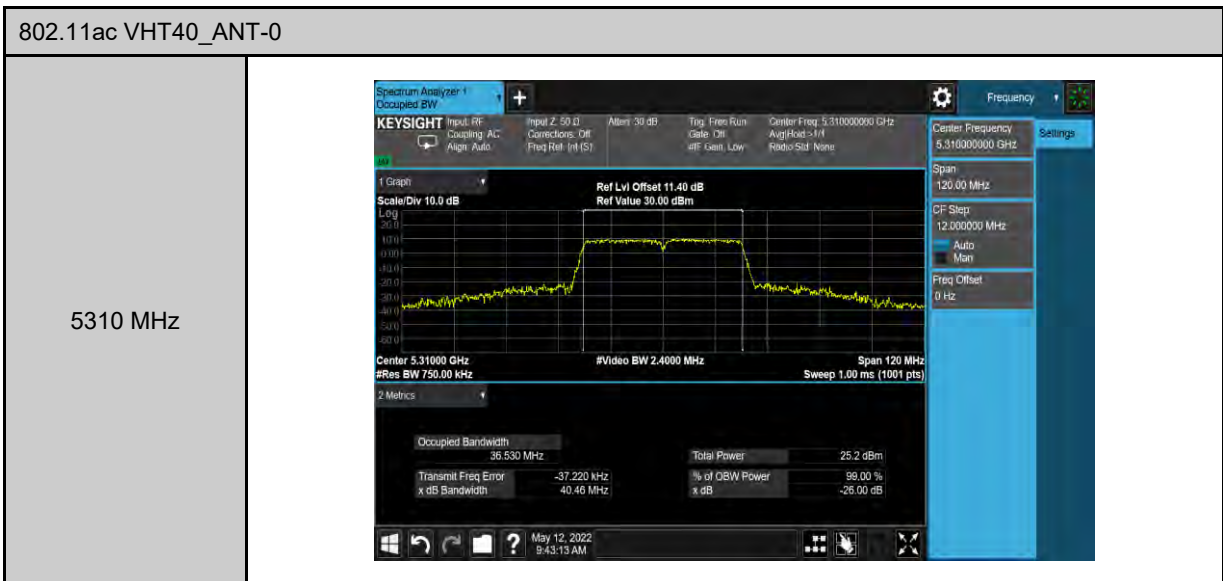
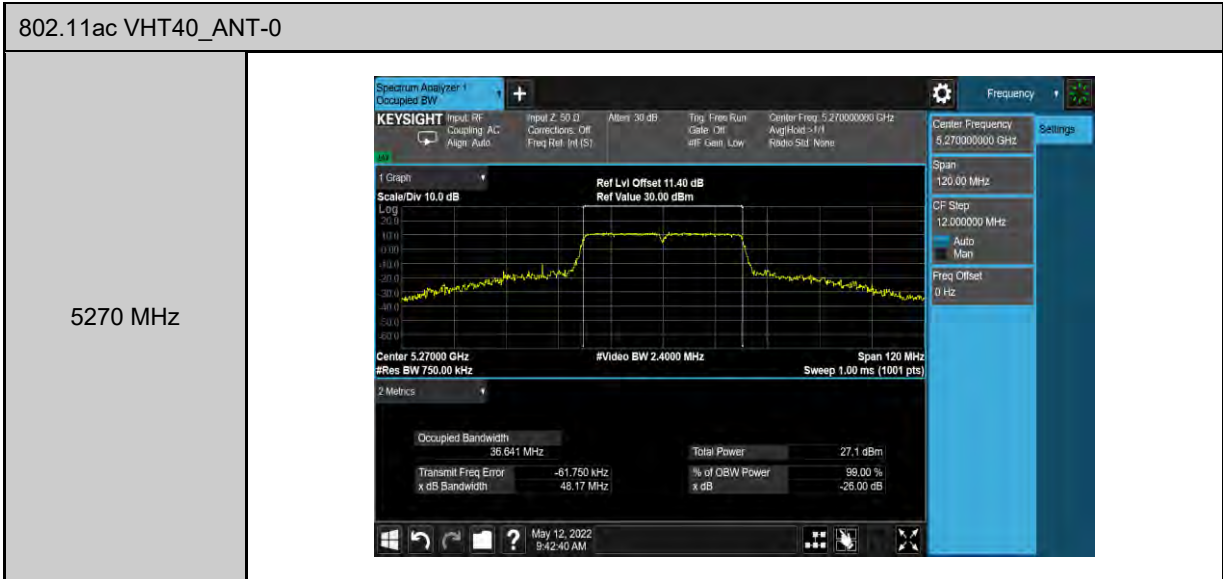


802.11a_ANT-0													
5260 MHz	<p>Center Frequency: 5.26000000 GHz Span: 80.000 MHz CF Step: 8.000000 MHz #Video BW: 1.2000 MHz Sweep: 1.00 ms (1001 pts)</p> <table border="1"> <tr> <td>Occupied Bandwidth</td> <td>17.268 MHz</td> <td>Total Power</td> <td>25.2 dBm</td> </tr> <tr> <td>Transmit Freq Error</td> <td>23.388 MHz</td> <td>% of OBW Power</td> <td>98.00 %</td> </tr> <tr> <td>x dB Bandwidth</td> <td>21.80 MHz</td> <td>x dB</td> <td>-26.00 dB</td> </tr> </table>	Occupied Bandwidth	17.268 MHz	Total Power	25.2 dBm	Transmit Freq Error	23.388 MHz	% of OBW Power	98.00 %	x dB Bandwidth	21.80 MHz	x dB	-26.00 dB
Occupied Bandwidth	17.268 MHz	Total Power	25.2 dBm										
Transmit Freq Error	23.388 MHz	% of OBW Power	98.00 %										
x dB Bandwidth	21.80 MHz	x dB	-26.00 dB										
5280 MHz	<p>Center Frequency: 5.28000000 GHz Span: 80.000 MHz CF Step: 8.000000 MHz #Video BW: 1.2000 MHz Sweep: 1.00 ms (1001 pts)</p> <table border="1"> <tr> <td>Occupied Bandwidth</td> <td>17.037 MHz</td> <td>Total Power</td> <td>24.9 dBm</td> </tr> <tr> <td>Transmit Freq Error</td> <td>88.778 MHz</td> <td>% of OBW Power</td> <td>98.00 %</td> </tr> <tr> <td>x dB Bandwidth</td> <td>21.49 MHz</td> <td>x dB</td> <td>-26.00 dB</td> </tr> </table>	Occupied Bandwidth	17.037 MHz	Total Power	24.9 dBm	Transmit Freq Error	88.778 MHz	% of OBW Power	98.00 %	x dB Bandwidth	21.49 MHz	x dB	-26.00 dB
Occupied Bandwidth	17.037 MHz	Total Power	24.9 dBm										
Transmit Freq Error	88.778 MHz	% of OBW Power	98.00 %										
x dB Bandwidth	21.49 MHz	x dB	-26.00 dB										
5320 MHz	<p>Center Frequency: 5.32000000 GHz Span: 80.000 MHz CF Step: 8.000000 MHz #Video BW: 1.2000 MHz Sweep: 1.00 ms (1001 pts)</p> <table border="1"> <tr> <td>Occupied Bandwidth</td> <td>17.067 MHz</td> <td>Total Power</td> <td>24.9 dBm</td> </tr> <tr> <td>Transmit Freq Error</td> <td>82.551 MHz</td> <td>% of OBW Power</td> <td>98.00 %</td> </tr> <tr> <td>x dB Bandwidth</td> <td>21.36 MHz</td> <td>x dB</td> <td>-26.00 dB</td> </tr> </table>	Occupied Bandwidth	17.067 MHz	Total Power	24.9 dBm	Transmit Freq Error	82.551 MHz	% of OBW Power	98.00 %	x dB Bandwidth	21.36 MHz	x dB	-26.00 dB
Occupied Bandwidth	17.067 MHz	Total Power	24.9 dBm										
Transmit Freq Error	82.551 MHz	% of OBW Power	98.00 %										
x dB Bandwidth	21.36 MHz	x dB	-26.00 dB										

802.11n HT20_ANT-0	
5260 MHz	<p>Center Frequency: 5.26000000 GHz Span: 80.000 MHz CF Step: 8.000000 MHz Total Power: 25.2 dBm Occupied Bandwidth: 18.121 MHz Transmit Freq Error: 23.883 kHz</p>
5280 MHz	<p>Center Frequency: 5.28000000 GHz Span: 80.000 MHz CF Step: 8.000000 MHz Total Power: 25.3 dBm Occupied Bandwidth: 18.328 MHz Transmit Freq Error: 4.818 kHz</p>
5320 MHz	<p>Center Frequency: 5.32000000 GHz Span: 80.000 MHz CF Step: 8.000000 MHz Total Power: 25.7 dBm Occupied Bandwidth: 18.310 MHz Transmit Freq Error: 6.858 kHz</p>



802.11ac VHT20_ANT-0	
5260 MHz	<p>Center Frequency: 5.26000000 GHz Span: 80.000 MHz CF Step: 8.000000 MHz Total Power: 24.9 dBm Transmitt Freq Error: 30.436 MHz</p>
5280 MHz	<p>Center Frequency: 5.28000000 GHz Span: 80.000 MHz CF Step: 8.000000 MHz Total Power: 25.5 dBm Transmitt Freq Error: -28.557 MHz</p>
5320 MHz	<p>Center Frequency: 5.32000000 GHz Span: 80.000 MHz CF Step: 8.000000 MHz Total Power: 25.5 dBm Transmitt Freq Error: -17.091 MHz</p>

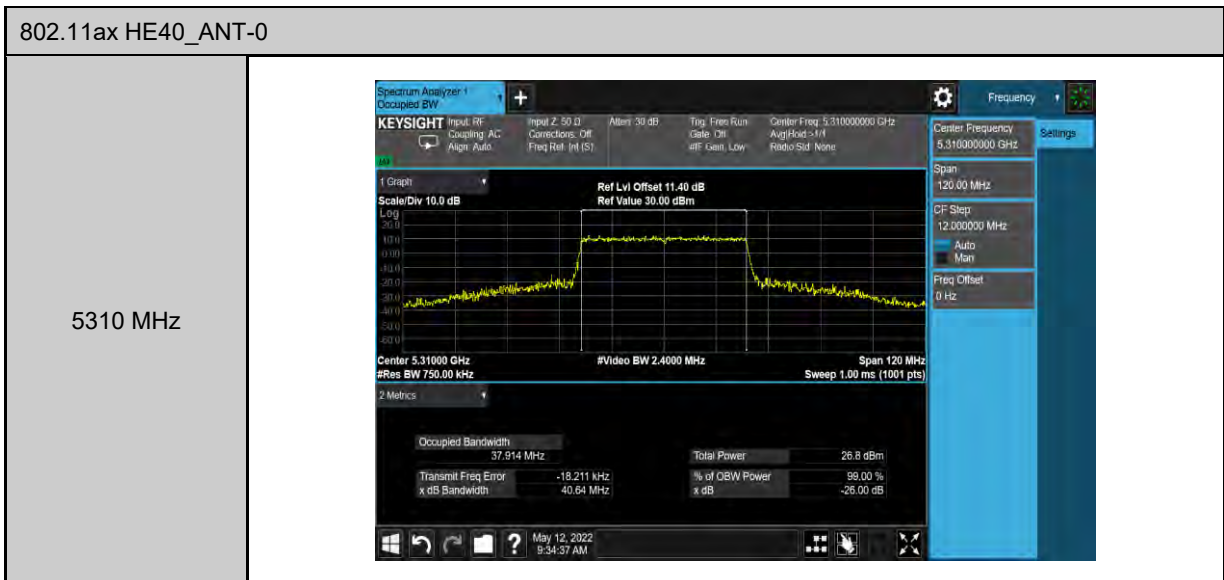




802.11ax HE20_ANT-0	
5180 MHz	<p>Center Frequency: 5.18000000 GHz Span: 80.000 MHz CF Step: 8.000000 MHz #Video BW: 1.2000 MHz Sweep: 1.00 ms (1001 pts) Total Power: 27.7 dBm Occupied Bandwidth: 19.270 MHz</p>
5200 MHz	<p>Center Frequency: 5.20000000 GHz Span: 80.000 MHz CF Step: 8.000000 MHz #Video BW: 1.2000 MHz Sweep: 1.00 ms (1001 pts) Total Power: 31.1 dBm Occupied Bandwidth: 19.590 MHz</p>
5240 MHz	<p>Center Frequency: 5.24000000 GHz Span: 80.000 MHz CF Step: 8.000000 MHz #Video BW: 1.2000 MHz Sweep: 1.00 ms (1001 pts) Total Power: 32.0 dBm Occupied Bandwidth: 19.670 MHz Mkr1 5.25000000 GHz 3.54 dBm</p>

802.11ax HE20_ANT-0	
5260 MHz	<p>Center Frequency: 5.26000000 GHz Span: 80.000 MHz CF Step: 8.000000 MHz Total Power: 26.8 dBm Occupied Bandwidth: 19.241 MHz Transmit Freq Error: 31.248 kHz % of OBW Power: 99.00 %</p>
5280 MHz	<p>Center Frequency: 5.28000000 GHz Span: 80.000 MHz CF Step: 8.000000 MHz Total Power: 27.1 dBm Occupied Bandwidth: 19.247 MHz Transmit Freq Error: 15.938 kHz % of OBW Power: 99.00 %</p>
5320 MHz	<p>Center Frequency: 5.32000000 GHz Span: 80.000 MHz CF Step: 8.000000 MHz Total Power: 26.8 dBm Occupied Bandwidth: 19.229 MHz Transmit Freq Error: 22.778 kHz % of OBW Power: 99.00 %</p>




802.11ax HE40_ANT-0									
5190 MHz	<p>Center: 5.19000 GHz #Res BW 750.00 kHz #Video BW 2.4000 MHz Span 120 MHz Sweep 1.00 ms (1001 pts)</p> <table border="1"> <tr> <td>Occupied Bandwidth</td> <td>57.895 MHz</td> <td>Total Power</td> <td>27.4 dBm</td> </tr> <tr> <td>Transmit Freq Error x dB Bandwidth</td> <td>98.126 MHz 41.35 MHz</td> <td>% of OBW Power x dB</td> <td>98.00 % -26.00 dB</td> </tr> </table>	Occupied Bandwidth	57.895 MHz	Total Power	27.4 dBm	Transmit Freq Error x dB Bandwidth	98.126 MHz 41.35 MHz	% of OBW Power x dB	98.00 % -26.00 dB
Occupied Bandwidth	57.895 MHz	Total Power	27.4 dBm						
Transmit Freq Error x dB Bandwidth	98.126 MHz 41.35 MHz	% of OBW Power x dB	98.00 % -26.00 dB						
5230 MHz	<p>Center: 5.23000 GHz #Res BW 750.00 kHz #Video BW 2.4000 MHz Span 120 MHz Sweep 1.00 ms (1001 pts)</p> <p>Mkr1 5.250000000 GHz 0.17 dBm</p> <table border="1"> <tr> <td>Occupied Bandwidth</td> <td>38.725 MHz</td> <td>Total Power</td> <td>31.6 dBm</td> </tr> <tr> <td>Transmit Freq Error x dB Bandwidth</td> <td>78.678 MHz 74.91 MHz</td> <td>% of OBW Power x dB</td> <td>98.00 % -26.00 dB</td> </tr> </table>	Occupied Bandwidth	38.725 MHz	Total Power	31.6 dBm	Transmit Freq Error x dB Bandwidth	78.678 MHz 74.91 MHz	% of OBW Power x dB	98.00 % -26.00 dB
Occupied Bandwidth	38.725 MHz	Total Power	31.6 dBm						
Transmit Freq Error x dB Bandwidth	78.678 MHz 74.91 MHz	% of OBW Power x dB	98.00 % -26.00 dB						
5270 MHz	<p>Center: 5.27000 GHz #Res BW 750.00 kHz #Video BW 2.4000 MHz Span 120 MHz Sweep 1.00 ms (1001 pts)</p> <table border="1"> <tr> <td>Occupied Bandwidth</td> <td>37.888 MHz</td> <td>Total Power</td> <td>28.4 dBm</td> </tr> <tr> <td>Transmit Freq Error x dB Bandwidth</td> <td>58.677 MHz 40.97 MHz</td> <td>% of OBW Power x dB</td> <td>98.00 % -26.00 dB</td> </tr> </table>	Occupied Bandwidth	37.888 MHz	Total Power	28.4 dBm	Transmit Freq Error x dB Bandwidth	58.677 MHz 40.97 MHz	% of OBW Power x dB	98.00 % -26.00 dB
Occupied Bandwidth	37.888 MHz	Total Power	28.4 dBm						
Transmit Freq Error x dB Bandwidth	58.677 MHz 40.97 MHz	% of OBW Power x dB	98.00 % -26.00 dB						



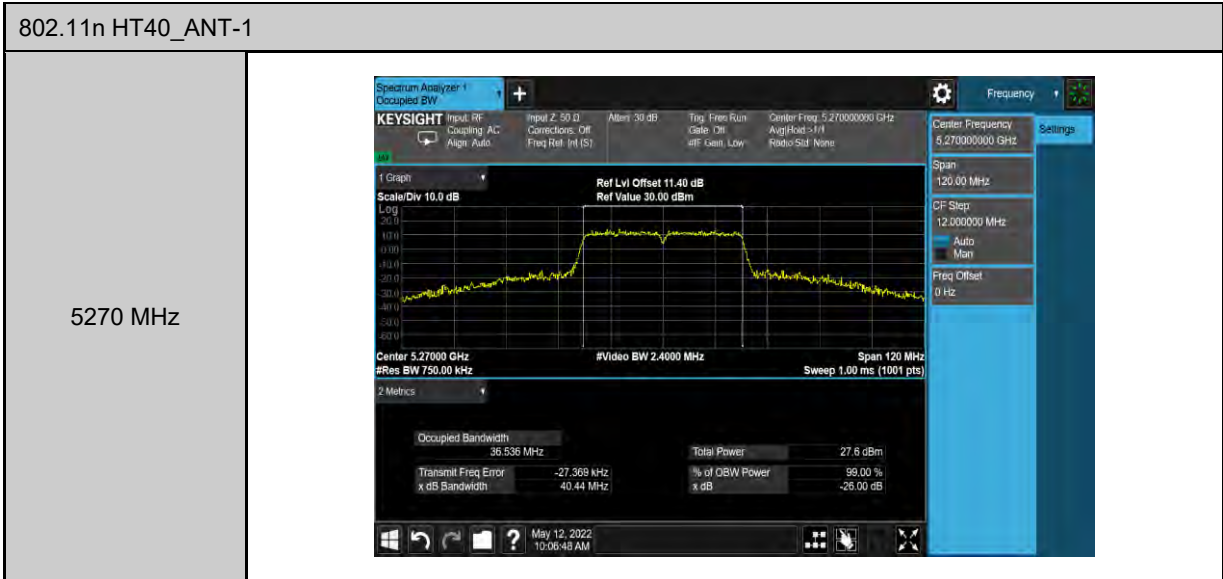




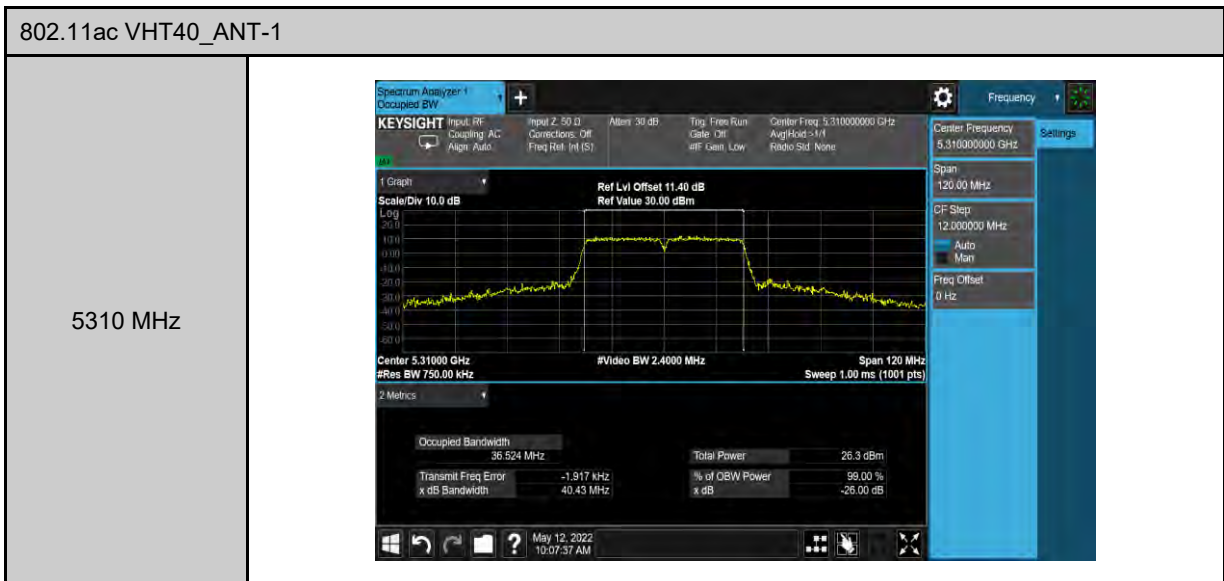
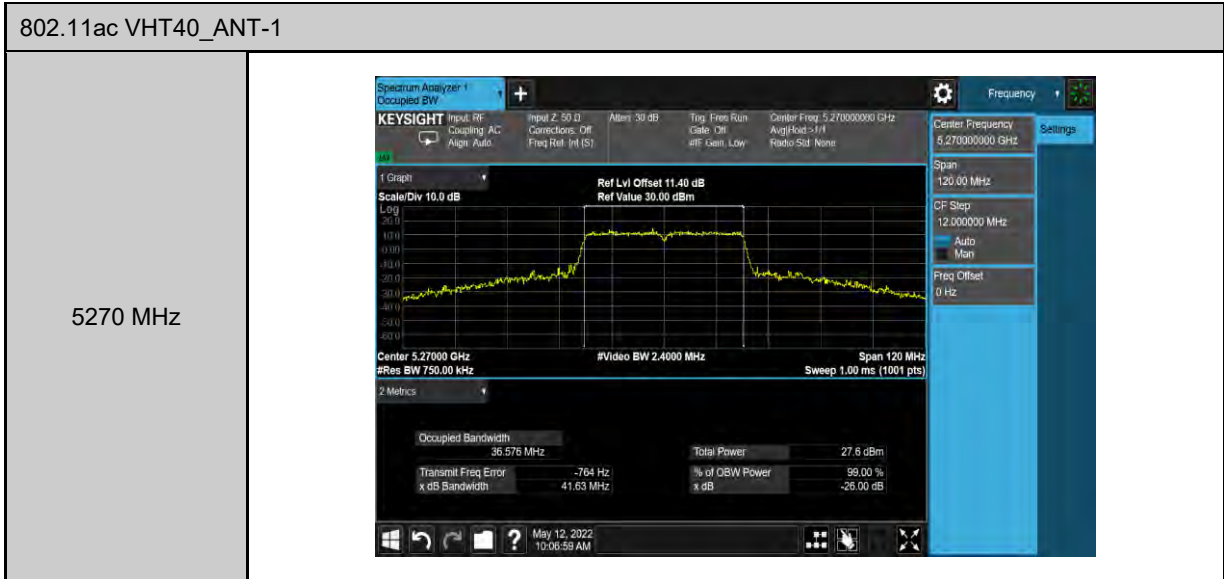
802.11a_ANT-1													
5180 MHz	<p>Center 5.18000 GHz #Res BW 390.00 kHz #Video BW 1.2000 MHz Span 80 MHz Sweep 1.00 ms (1001 pts)</p> <table border="1"> <tr> <td>Occupied Bandwidth</td> <td>17.107 MHz</td> <td>Total Power</td> <td>26.2 dBm</td> </tr> <tr> <td>Transmit Freq Error</td> <td>36.495 kHz</td> <td>% of OBW Power</td> <td>99.00 %</td> </tr> <tr> <td>x dB Bandwidth</td> <td>22.77 MHz</td> <td>x dB</td> <td>-26.00 dB</td> </tr> </table>	Occupied Bandwidth	17.107 MHz	Total Power	26.2 dBm	Transmit Freq Error	36.495 kHz	% of OBW Power	99.00 %	x dB Bandwidth	22.77 MHz	x dB	-26.00 dB
Occupied Bandwidth	17.107 MHz	Total Power	26.2 dBm										
Transmit Freq Error	36.495 kHz	% of OBW Power	99.00 %										
x dB Bandwidth	22.77 MHz	x dB	-26.00 dB										
5200 MHz	<p>Center 5.20000 GHz #Res BW 390.00 kHz #Video BW 1.2000 MHz Span 80 MHz Sweep 1.00 ms (1001 pts)</p> <table border="1"> <tr> <td>Occupied Bandwidth</td> <td>19.003 MHz</td> <td>Total Power</td> <td>30.7 dBm</td> </tr> <tr> <td>Transmit Freq Error</td> <td>38.163 kHz</td> <td>% of OBW Power</td> <td>99.00 %</td> </tr> <tr> <td>x dB Bandwidth</td> <td>34.04 MHz</td> <td>x dB</td> <td>-26.00 dB</td> </tr> </table>	Occupied Bandwidth	19.003 MHz	Total Power	30.7 dBm	Transmit Freq Error	38.163 kHz	% of OBW Power	99.00 %	x dB Bandwidth	34.04 MHz	x dB	-26.00 dB
Occupied Bandwidth	19.003 MHz	Total Power	30.7 dBm										
Transmit Freq Error	38.163 kHz	% of OBW Power	99.00 %										
x dB Bandwidth	34.04 MHz	x dB	-26.00 dB										
5240 MHz	<p>Center 5.24000 GHz #Res BW 390.00 kHz #Video BW 1.2000 MHz Span 80 MHz Sweep 1.00 ms (1001 pts)</p> <p>Mkr1 5.250000000 GHz -2.79 dBm</p> <table border="1"> <tr> <td>Occupied Bandwidth</td> <td>19.053 MHz</td> <td>Total Power</td> <td>30.5 dBm</td> </tr> <tr> <td>Transmit Freq Error</td> <td>118.37 kHz</td> <td>% of OBW Power</td> <td>99.00 %</td> </tr> <tr> <td>x dB Bandwidth</td> <td>36.12 MHz</td> <td>x dB</td> <td>-26.00 dB</td> </tr> </table>	Occupied Bandwidth	19.053 MHz	Total Power	30.5 dBm	Transmit Freq Error	118.37 kHz	% of OBW Power	99.00 %	x dB Bandwidth	36.12 MHz	x dB	-26.00 dB
Occupied Bandwidth	19.053 MHz	Total Power	30.5 dBm										
Transmit Freq Error	118.37 kHz	% of OBW Power	99.00 %										
x dB Bandwidth	36.12 MHz	x dB	-26.00 dB										

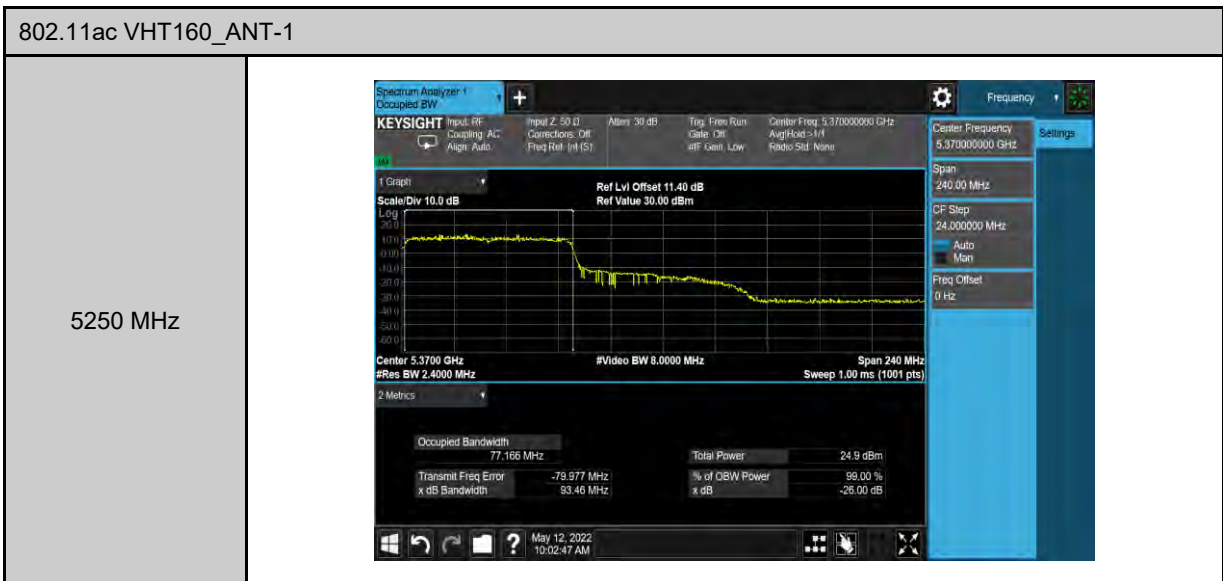
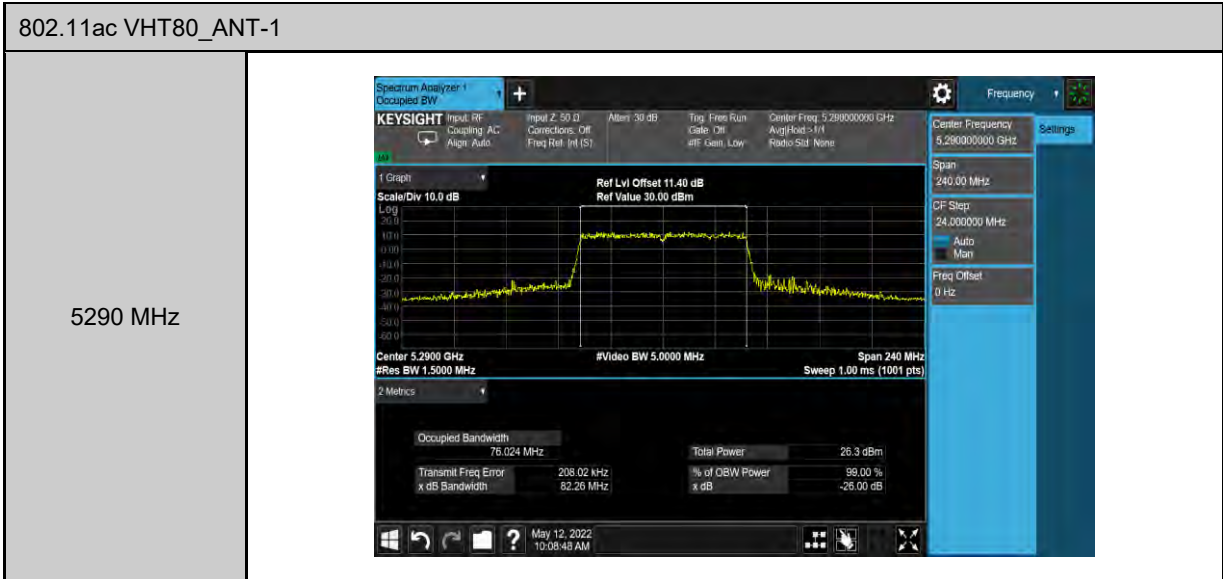
<p>802.11a_ANT-1</p> <p>5260 MHz</p>	 <p>Center Frequency: 5.26000000 GHz</p> <p>Span: 80.000 MHz</p> <p>CF Step: 8.000000 MHz</p> <p>Res BW: 390.00 kHz</p> <p>Video BW: 1.2000 MHz</p> <p>Span: 80 MHz</p> <p>Sweep: 1.00 ms (1001 pts)</p> <p>Occupied Bandwidth: 17.214 MHz</p> <p>Total Power: 25.4 dBm</p> <p>Transmit Freq Error: -28.632 MHz</p> <p>% of OBW Power: 99.00 %</p> <p>x dB Bandwidth: 21.54 MHz</p> <p>x dB: -26.00 dB</p>
<p>5280 MHz</p>	 <p>Center Frequency: 5.28000000 GHz</p> <p>Span: 80.000 MHz</p> <p>CF Step: 8.000000 MHz</p> <p>Res BW: 390.00 kHz</p> <p>Video BW: 1.2000 MHz</p> <p>Span: 80 MHz</p> <p>Sweep: 1.00 ms (1001 pts)</p> <p>Occupied Bandwidth: 17.131 MHz</p> <p>Total Power: 25.5 dBm</p> <p>Transmit Freq Error: 70.780 MHz</p> <p>% of OBW Power: 99.00 %</p> <p>x dB Bandwidth: 21.37 MHz</p> <p>x dB: -26.00 dB</p>
<p>5320 MHz</p>	 <p>Center Frequency: 5.32000000 GHz</p> <p>Span: 80.000 MHz</p> <p>CF Step: 8.000000 MHz</p> <p>Res BW: 390.00 kHz</p> <p>Video BW: 1.2000 MHz</p> <p>Span: 80 MHz</p> <p>Sweep: 1.00 ms (1001 pts)</p> <p>Occupied Bandwidth: 17.260 MHz</p> <p>Total Power: 25.3 dBm</p> <p>Transmit Freq Error: 63.237 MHz</p> <p>% of OBW Power: 99.00 %</p> <p>x dB Bandwidth: 21.52 MHz</p> <p>x dB: -26.00 dB</p>

802.11n HT20_ANT-1	
5260 MHz	<p>Center Frequency: 5.26000000 GHz Span: 80.000 MHz CF Step: 8.000000 MHz Total Power: 26.5 dBm Occupied Bandwidth: 18.109 MHz</p>
5280 MHz	<p>Center Frequency: 5.28000000 GHz Span: 80.000 MHz CF Step: 8.000000 MHz Total Power: 26.8 dBm Occupied Bandwidth: 18.099 MHz</p>
5320 MHz	<p>Center Frequency: 5.32000000 GHz Span: 80.000 MHz CF Step: 8.000000 MHz Total Power: 26.9 dBm Occupied Bandwidth: 18.041 MHz</p>



802.11ac VHT20_ANT-1	
5260 MHz	<p>Center Frequency: 5.26000000 GHz Span: 80.000 MHz CF Step: 8.000000 MHz Freq Offset: 0 Hz</p> <p>Occupied Bandwidth: 18.062 MHz Total Power: 26.5 dBm Transmit Freq Error: 35.078 kHz % of OBW Power: 99.00 % x dB Bandwidth: 21.55 MHz x dB: -26.00 dB</p>
5280 MHz	<p>Center Frequency: 5.28000000 GHz Span: 80.000 MHz CF Step: 8.000000 MHz Freq Offset: 0 Hz</p> <p>Occupied Bandwidth: 18.132 MHz Total Power: 26.3 dBm Transmit Freq Error: 4.298 kHz % of OBW Power: 99.00 % x dB Bandwidth: 21.80 MHz x dB: -26.00 dB</p>
5320 MHz	<p>Center Frequency: 5.32000000 GHz Span: 80.000 MHz CF Step: 8.000000 MHz Freq Offset: 0 Hz</p> <p>Occupied Bandwidth: 18.102 MHz Total Power: 26.7 dBm Transmit Freq Error: -2.376 kHz % of OBW Power: 99.00 % x dB Bandwidth: 21.55 MHz x dB: -26.00 dB</p>





802.11ax HE20_ANT-1													
5180 MHz	<p>Center: 5.18000 GHz #Res BW 390.00 kHz #Video BW 1.2000 MHz Span 80 MHz Sweep 1.00 ms (1001 pts)</p> <table border="1"> <tr> <td>Occupied Bandwidth</td> <td>19.250 MHz</td> <td>Total Power</td> <td>27.9 dBm</td> </tr> <tr> <td>Transmit Freq Error</td> <td>-3.564 MHz</td> <td>% of OBW Power</td> <td>99.00 %</td> </tr> <tr> <td>x dB Bandwidth</td> <td>22.00 MHz</td> <td>x dB</td> <td>-26.00 dB</td> </tr> </table>	Occupied Bandwidth	19.250 MHz	Total Power	27.9 dBm	Transmit Freq Error	-3.564 MHz	% of OBW Power	99.00 %	x dB Bandwidth	22.00 MHz	x dB	-26.00 dB
Occupied Bandwidth	19.250 MHz	Total Power	27.9 dBm										
Transmit Freq Error	-3.564 MHz	% of OBW Power	99.00 %										
x dB Bandwidth	22.00 MHz	x dB	-26.00 dB										
5200 MHz	<p>Center: 5.20000 GHz #Res BW 390.00 kHz #Video BW 1.2000 MHz Span 80 MHz Sweep 1.00 ms (1001 pts)</p> <table border="1"> <tr> <td>Occupied Bandwidth</td> <td>19.518 MHz</td> <td>Total Power</td> <td>30.3 dBm</td> </tr> <tr> <td>Transmit Freq Error</td> <td>3.054 MHz</td> <td>% of OBW Power</td> <td>99.00 %</td> </tr> <tr> <td>x dB Bandwidth</td> <td>34.89 MHz</td> <td>x dB</td> <td>-26.00 dB</td> </tr> </table>	Occupied Bandwidth	19.518 MHz	Total Power	30.3 dBm	Transmit Freq Error	3.054 MHz	% of OBW Power	99.00 %	x dB Bandwidth	34.89 MHz	x dB	-26.00 dB
Occupied Bandwidth	19.518 MHz	Total Power	30.3 dBm										
Transmit Freq Error	3.054 MHz	% of OBW Power	99.00 %										
x dB Bandwidth	34.89 MHz	x dB	-26.00 dB										
5240 MHz	<p>Center: 5.24000 GHz #Res BW 390.00 kHz #Video BW 1.2000 MHz Span 80 MHz Sweep 1.00 ms (1001 pts)</p> <p>Mkr1 5.250000000 GHz 4.95 dBm</p> <table border="1"> <tr> <td>Occupied Bandwidth</td> <td>19.640 MHz</td> <td>Total Power</td> <td>31.6 dBm</td> </tr> <tr> <td>Transmit Freq Error</td> <td>40.670 MHz</td> <td>% of OBW Power</td> <td>99.00 %</td> </tr> <tr> <td>x dB Bandwidth</td> <td>35.51 MHz</td> <td>x dB</td> <td>-26.00 dB</td> </tr> </table>	Occupied Bandwidth	19.640 MHz	Total Power	31.6 dBm	Transmit Freq Error	40.670 MHz	% of OBW Power	99.00 %	x dB Bandwidth	35.51 MHz	x dB	-26.00 dB
Occupied Bandwidth	19.640 MHz	Total Power	31.6 dBm										
Transmit Freq Error	40.670 MHz	% of OBW Power	99.00 %										
x dB Bandwidth	35.51 MHz	x dB	-26.00 dB										

802.11ax HE20_ANT-1													
5260 MHz	<p>Center Frequency: 5.26000000 GHz Span: 80.000 MHz CF Step: 8.000000 MHz #Video BW: 1.2000 MHz #Res BW: 390.00 kHz Sweep: 1.00 ms (1001 pts)</p> <table border="1"> <tr> <td>Occupied Bandwidth</td> <td>19.214 MHz</td> <td>Total Power</td> <td>27.7 dBm</td> </tr> <tr> <td>Transmit Freq Error</td> <td>49.043 kHz</td> <td>% of OBW Power</td> <td>99.00 %</td> </tr> <tr> <td>x dB Bandwidth</td> <td>21.56 MHz</td> <td>x dB</td> <td>-26.00 dB</td> </tr> </table>	Occupied Bandwidth	19.214 MHz	Total Power	27.7 dBm	Transmit Freq Error	49.043 kHz	% of OBW Power	99.00 %	x dB Bandwidth	21.56 MHz	x dB	-26.00 dB
Occupied Bandwidth	19.214 MHz	Total Power	27.7 dBm										
Transmit Freq Error	49.043 kHz	% of OBW Power	99.00 %										
x dB Bandwidth	21.56 MHz	x dB	-26.00 dB										
5280 MHz	<p>Center Frequency: 5.28000000 GHz Span: 80.000 MHz CF Step: 8.000000 MHz #Video BW: 1.2000 MHz #Res BW: 390.00 kHz Sweep: 1.00 ms (1001 pts)</p> <table border="1"> <tr> <td>Occupied Bandwidth</td> <td>19.216 MHz</td> <td>Total Power</td> <td>27.3 dBm</td> </tr> <tr> <td>Transmit Freq Error</td> <td>54.039 kHz</td> <td>% of OBW Power</td> <td>99.00 %</td> </tr> <tr> <td>x dB Bandwidth</td> <td>21.91 MHz</td> <td>x dB</td> <td>-26.00 dB</td> </tr> </table>	Occupied Bandwidth	19.216 MHz	Total Power	27.3 dBm	Transmit Freq Error	54.039 kHz	% of OBW Power	99.00 %	x dB Bandwidth	21.91 MHz	x dB	-26.00 dB
Occupied Bandwidth	19.216 MHz	Total Power	27.3 dBm										
Transmit Freq Error	54.039 kHz	% of OBW Power	99.00 %										
x dB Bandwidth	21.91 MHz	x dB	-26.00 dB										
5320 MHz	<p>Center Frequency: 5.32000000 GHz Span: 80.000 MHz CF Step: 8.000000 MHz #Video BW: 1.2000 MHz #Res BW: 390.00 kHz Sweep: 1.00 ms (1001 pts)</p> <table border="1"> <tr> <td>Occupied Bandwidth</td> <td>19.241 MHz</td> <td>Total Power</td> <td>28.1 dBm</td> </tr> <tr> <td>Transmit Freq Error</td> <td>869 Hz</td> <td>% of OBW Power</td> <td>99.00 %</td> </tr> <tr> <td>x dB Bandwidth</td> <td>26.50 MHz</td> <td>x dB</td> <td>-26.00 dB</td> </tr> </table>	Occupied Bandwidth	19.241 MHz	Total Power	28.1 dBm	Transmit Freq Error	869 Hz	% of OBW Power	99.00 %	x dB Bandwidth	26.50 MHz	x dB	-26.00 dB
Occupied Bandwidth	19.241 MHz	Total Power	28.1 dBm										
Transmit Freq Error	869 Hz	% of OBW Power	99.00 %										
x dB Bandwidth	26.50 MHz	x dB	-26.00 dB										

802.11ax HE40_ANT-1													
5190 MHz	<p>Center Frequency: 5.19000000 GHz Span: 120.00 MHz CF Step: 12.000000 MHz #Res BW: 750.00 kHz #Video BW: 2.4000 MHz Sweep: 1.00 ms (1001 pts)</p> <table border="1"> <tr> <td>Occupied Bandwidth</td> <td>37.782 MHz</td> <td>Total Power</td> <td>27.4 dBm</td> </tr> <tr> <td>Transmit Freq Error</td> <td>33.577 kHz</td> <td>% of OBW Power</td> <td>99.00 %</td> </tr> <tr> <td>x dB Bandwidth</td> <td>40.40 MHz</td> <td>x dB</td> <td>-26.00 dB</td> </tr> </table>	Occupied Bandwidth	37.782 MHz	Total Power	27.4 dBm	Transmit Freq Error	33.577 kHz	% of OBW Power	99.00 %	x dB Bandwidth	40.40 MHz	x dB	-26.00 dB
Occupied Bandwidth	37.782 MHz	Total Power	27.4 dBm										
Transmit Freq Error	33.577 kHz	% of OBW Power	99.00 %										
x dB Bandwidth	40.40 MHz	x dB	-26.00 dB										
5230 MHz	<p>Center Frequency: 5.23000000 GHz Span: 120.00 MHz CF Step: 12.000000 MHz #Res BW: 750.00 kHz #Video BW: 2.4000 MHz Sweep: 1.00 ms (1001 pts)</p> <p>Mkr1 5.250000000 GHz -1.17 dBm</p> <table border="1"> <tr> <td>Occupied Bandwidth</td> <td>39.941 MHz</td> <td>Total Power</td> <td>32.5 dBm</td> </tr> <tr> <td>Transmit Freq Error</td> <td>52.970 kHz</td> <td>% of OBW Power</td> <td>99.00 %</td> </tr> <tr> <td>x dB Bandwidth</td> <td>90.68 MHz</td> <td>x dB</td> <td>-26.00 dB</td> </tr> </table>	Occupied Bandwidth	39.941 MHz	Total Power	32.5 dBm	Transmit Freq Error	52.970 kHz	% of OBW Power	99.00 %	x dB Bandwidth	90.68 MHz	x dB	-26.00 dB
Occupied Bandwidth	39.941 MHz	Total Power	32.5 dBm										
Transmit Freq Error	52.970 kHz	% of OBW Power	99.00 %										
x dB Bandwidth	90.68 MHz	x dB	-26.00 dB										
5270 MHz	<p>Center Frequency: 5.27000000 GHz Span: 120.00 MHz CF Step: 12.000000 MHz #Res BW: 750.00 kHz #Video BW: 2.4000 MHz Sweep: 1.00 ms (1001 pts)</p> <table border="1"> <tr> <td>Occupied Bandwidth</td> <td>37.817 MHz</td> <td>Total Power</td> <td>28.6 dBm</td> </tr> <tr> <td>Transmit Freq Error</td> <td>58.336 kHz</td> <td>% of OBW Power</td> <td>99.00 %</td> </tr> <tr> <td>x dB Bandwidth</td> <td>40.80 MHz</td> <td>x dB</td> <td>-26.00 dB</td> </tr> </table>	Occupied Bandwidth	37.817 MHz	Total Power	28.6 dBm	Transmit Freq Error	58.336 kHz	% of OBW Power	99.00 %	x dB Bandwidth	40.80 MHz	x dB	-26.00 dB
Occupied Bandwidth	37.817 MHz	Total Power	28.6 dBm										
Transmit Freq Error	58.336 kHz	% of OBW Power	99.00 %										
x dB Bandwidth	40.80 MHz	x dB	-26.00 dB										

