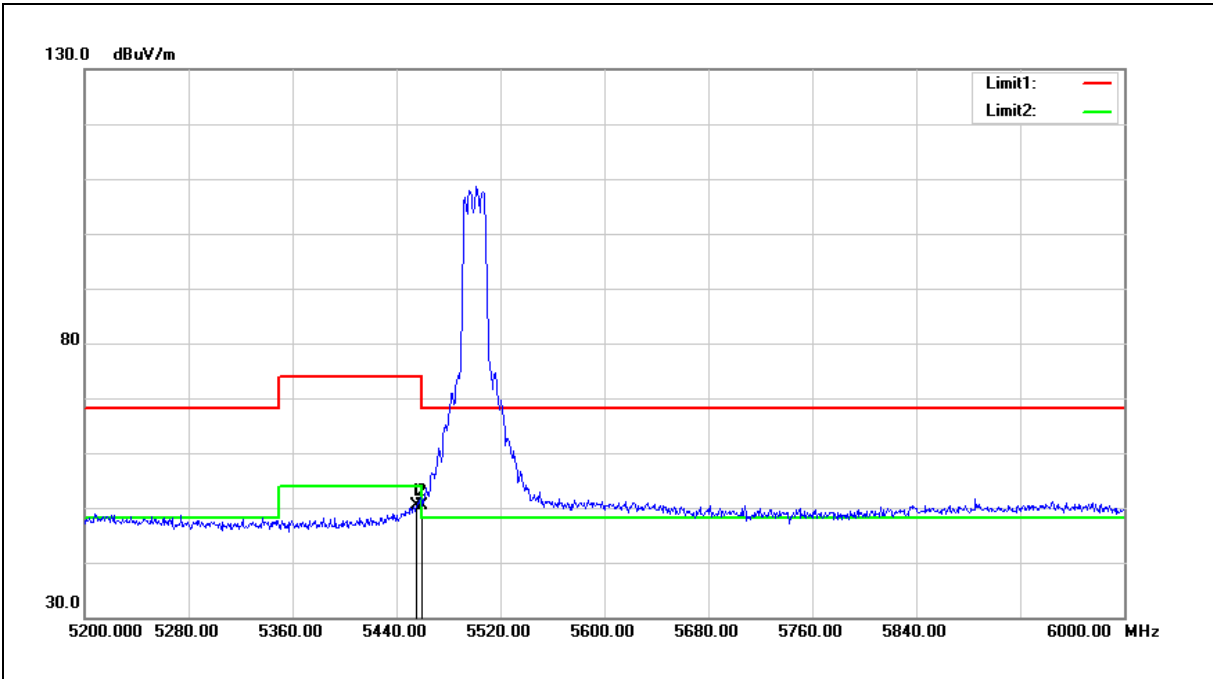


Average

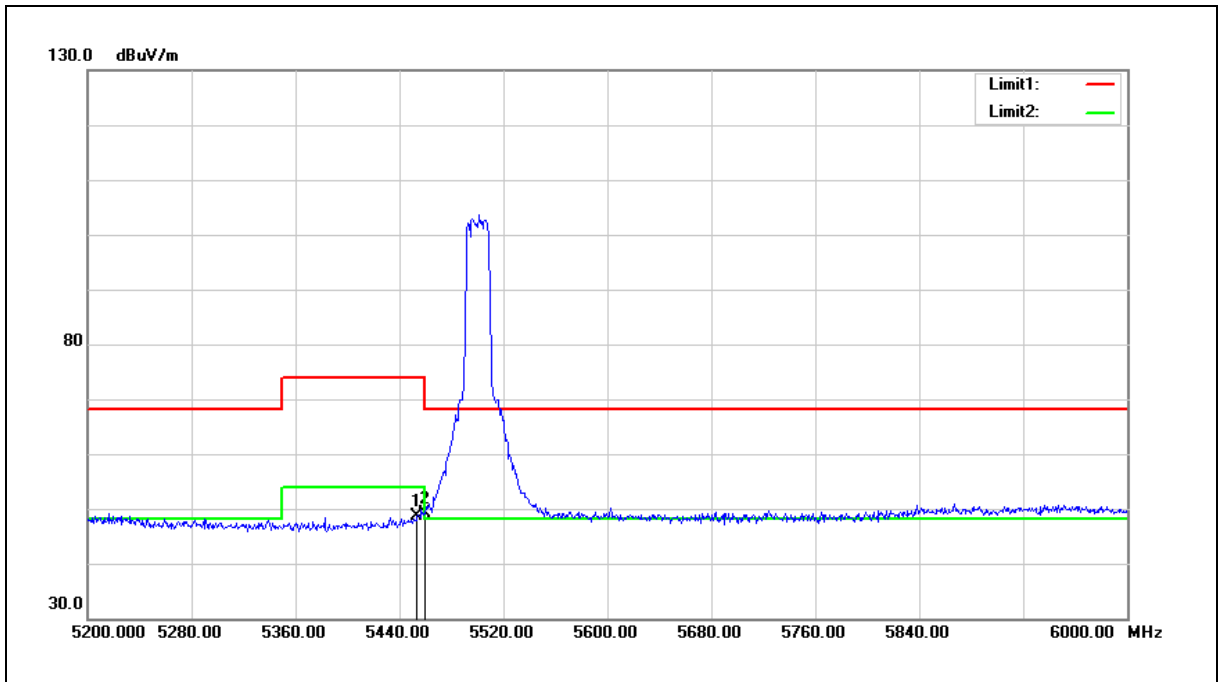
Standard:	FCC Part 15.407	Test Distance:	3 m
Test item:	Band edge		
Frequency:	5500 MHz		
Mode:	802.11a		
Ant.Polar.:	Horizontal		



No.	Frequency (MHz)	Reading (dBuV)	Correct Factor (dB/m)	Result (dBuV/m)	Limit (dBuV/m)	Margin (dB)	Remark
1	5455.200	49.92	0.48	50.40	54.00	-3.60	AVG
2	5460.000	49.96	0.51	50.47	54.00	-3.53	AVG

- Note: 1.Result (dBuV/m) = Correct Factor (dB/m) + Reading(dBuV).
 2.Correction factor (dB/m) = Antenna Factor (dB/m) + Cable loss (dB) – Pre-Amplifier gain (dB).
 3.When the peak results are less than average limit, so not need to evaluate the average.

Standard:	FCC Part 15.407	Test Distance:	3 m
Test item:	Band edge		
Frequency:	5500 MHz		
Mode:	802.11a		
Ant.Polar.:	Vertical		



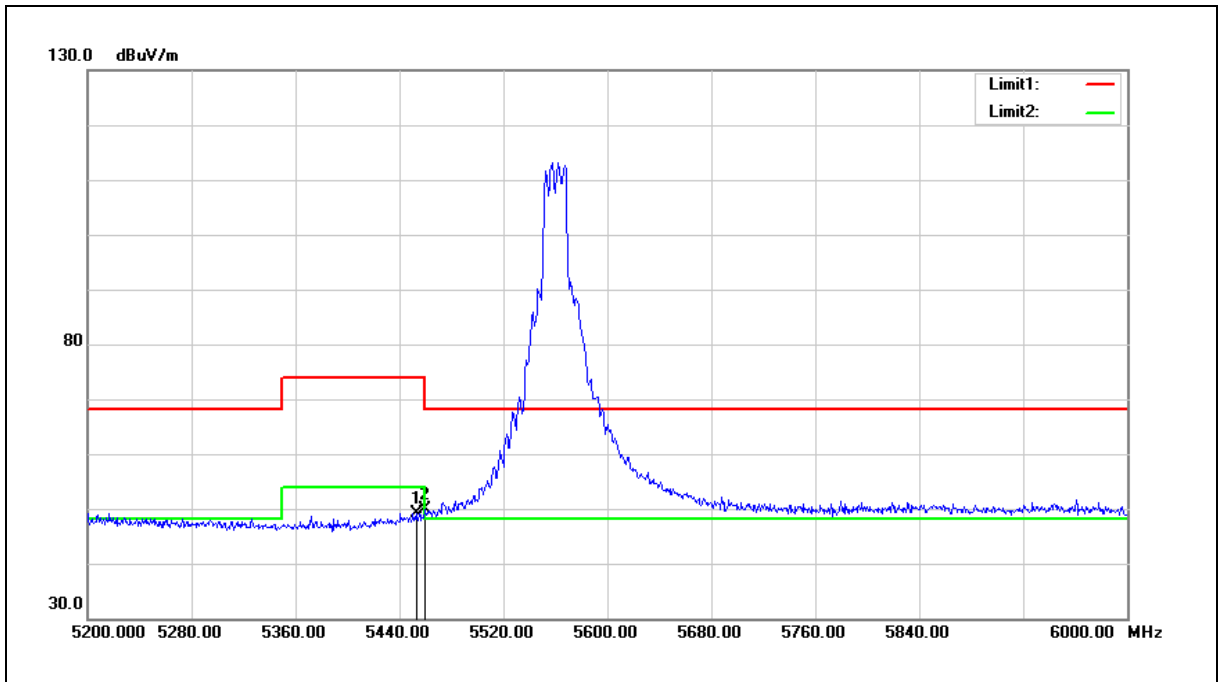
No.	Frequency (MHz)	Reading (dBuV)	Correct Factor (dB/m)	Result (dBuV/m)	Limit (dBuV/m)	Margin (dB)	Remark
1	5453.600	48.05	0.48	48.53	54.00	-5.47	AVG
2	5460.000	48.66	0.51	49.17	54.00	-4.83	AVG

Note:1.Result (dBuV/m) = Correct Factor (dB/m) + Reading(dBuV).

2.Correction factor (dB/m) = Antenna Factor (dB/m) + Cable loss (dB) – Pre-Amplifier gain (dB).

3.When the peak results are less than average limit, so not need to evaluate the average.

Standard:	FCC Part 15.407	Test Distance:	3 m
Test item:	Band edge		
Frequency:	5560 MHz		
Mode:	802.11a		
Ant.Polar.:	Horizontal		



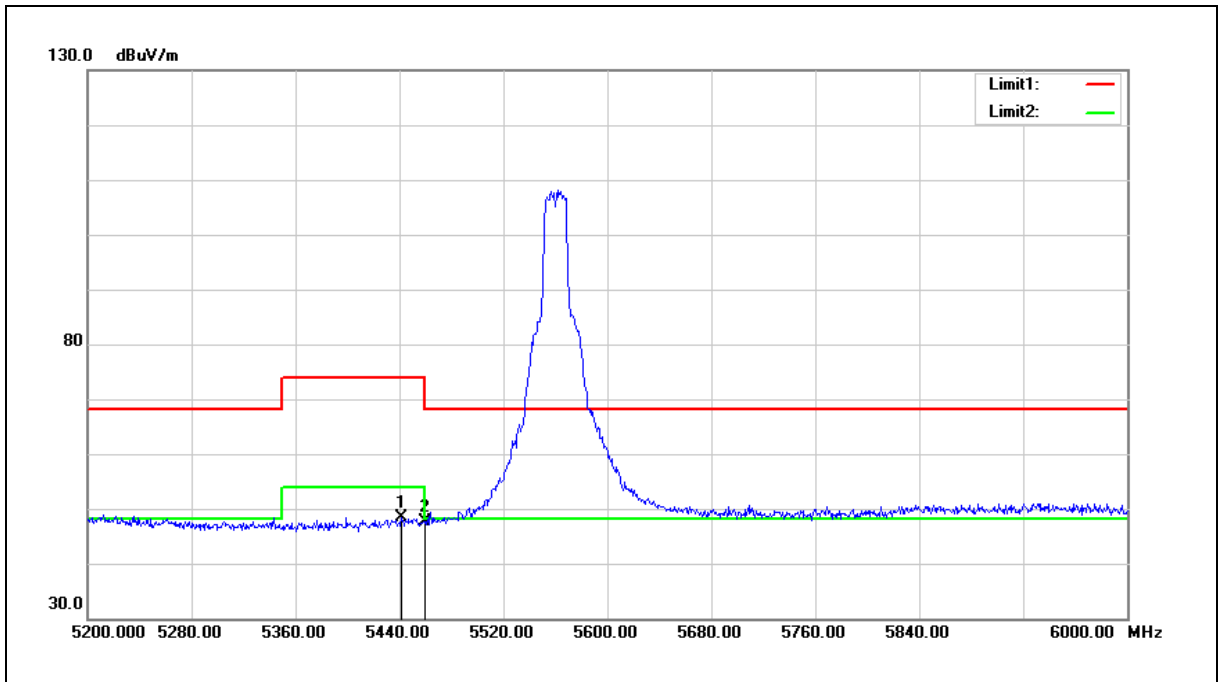
No.	Frequency (MHz)	Reading (dBuV)	Correct Factor (dB/m)	Result (dBuV/m)	Limit (dBuV/m)	Margin (dB)	Remark
1	5452.800	48.74	0.48	49.22	54.00	-4.78	AVG
2	5460.000	49.29	0.51	49.80	54.00	-4.20	AVG

Note:1.Result (dBuV/m) = Correct Factor (dB/m) + Reading(dBuV).

2.Correction factor (dB/m) = Antenna Factor (dB/m) + Cable loss (dB) – Pre-Amplifier gain (dB).

3.When the peak results are less than average limit, so not need to evaluate the average.

Standard:	FCC Part 15.407	Test Distance:	3 m
Test item:	Band edge		
Frequency:	5560 MHz		
Mode:	802.11a		
Ant.Polar.:	Vertical		



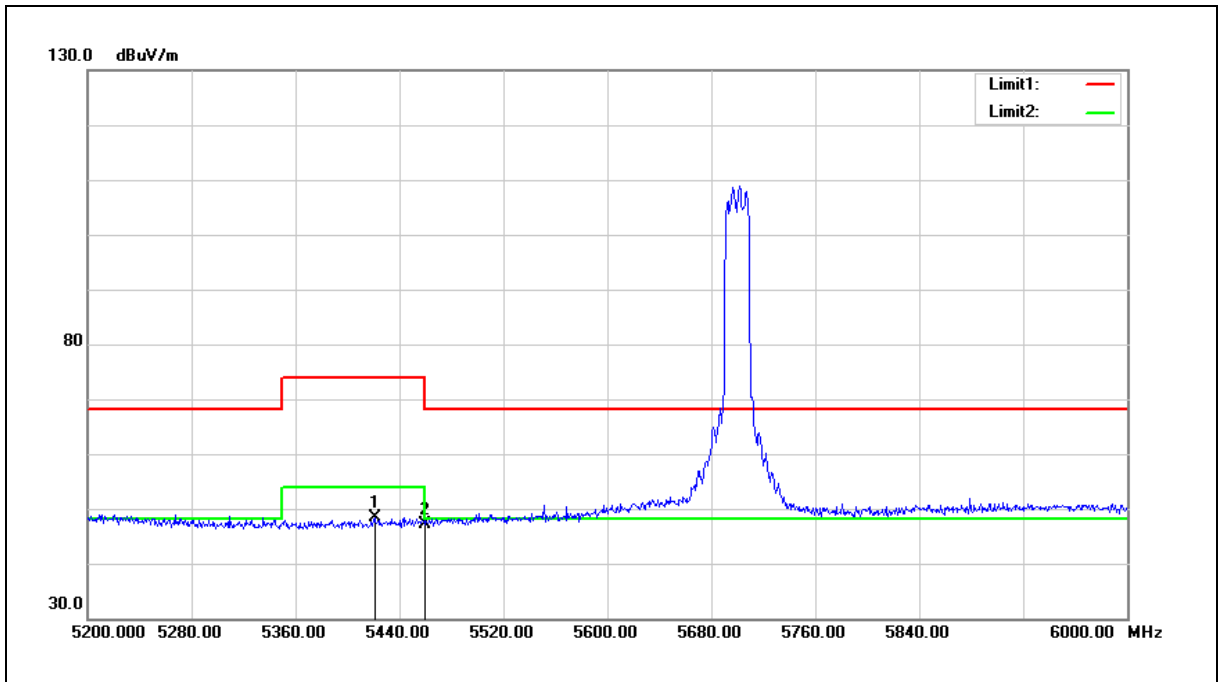
No.	Frequency (MHz)	Reading (dBuV)	Correct Factor (dB/m)	Result (dBuV/m)	Limit (dBuV/m)	Margin (dB)	Remark
1	5441.600	48.00	0.46	48.46	54.00	-5.54	AVG
2	5460.000	47.02	0.51	47.53	54.00	-6.47	AVG

Note:1.Result (dBuV/m) = Correct Factor (dB/m) + Reading(dBuV).

2.Correction factor (dB/m) = Antenna Factor (dB/m) + Cable loss (dB) – Pre-Amplifier gain (dB).

3.When the peak results are less than average limit, so not need to evaluate the average.

Standard:	FCC Part 15.407	Test Distance:	3 m
Test item:	Band edge		
Frequency:	5700 MHz		
Mode:	802.11a		
Ant.Polar.:	Horizontal		



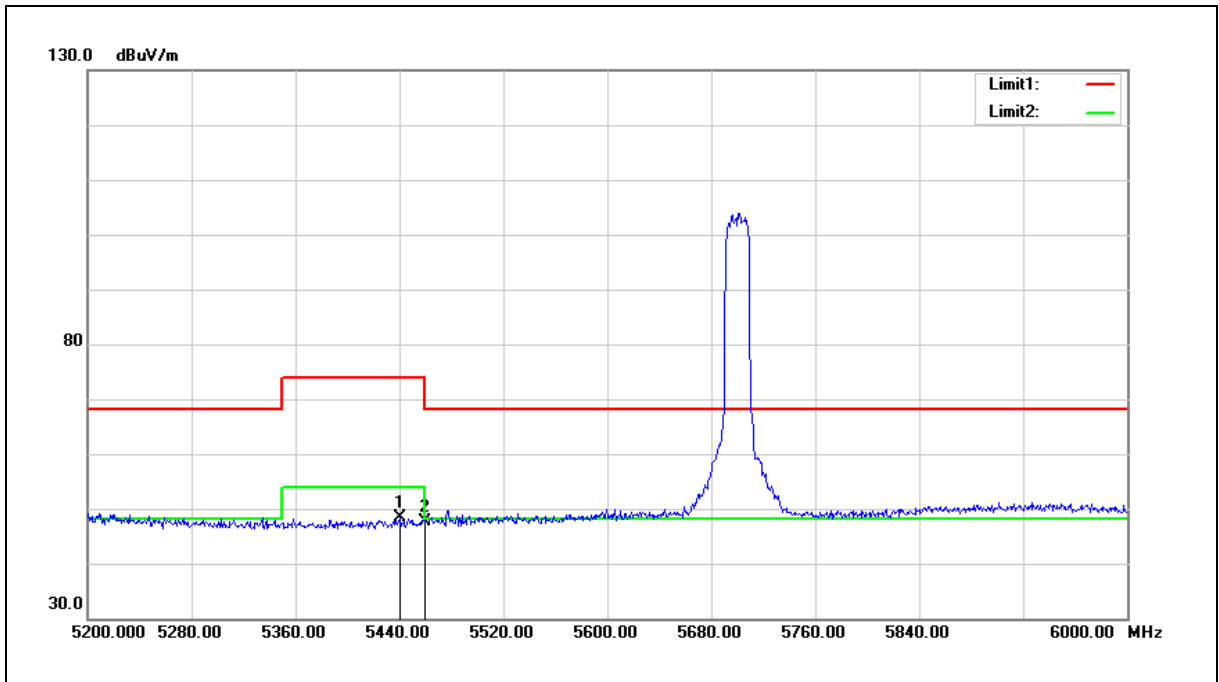
No.	Frequency (MHz)	Reading (dBuV)	Correct Factor (dB/m)	Result (dBuV/m)	Limit (dBuV/m)	Margin (dB)	Remark
1	5420.800	48.06	0.43	48.49	54.00	-5.51	AVG
2	5460.000	46.68	0.51	47.19	54.00	-6.81	AVG

Note:1.Result (dBuV/m) = Correct Factor (dB/m) + Reading(dBuV).

2.Correction factor (dB/m) = Antenna Factor (dB/m) + Cable loss (dB) – Pre-Amplifier gain (dB).

3.When the peak results are less than average limit, so not need to evaluate the average.

Standard:	FCC Part 15.407	Test Distance:	3 m
Test item:	Band edge		
Frequency:	5700 MHz		
Mode:	802.11a		
Ant.Polar.:	Vertical		



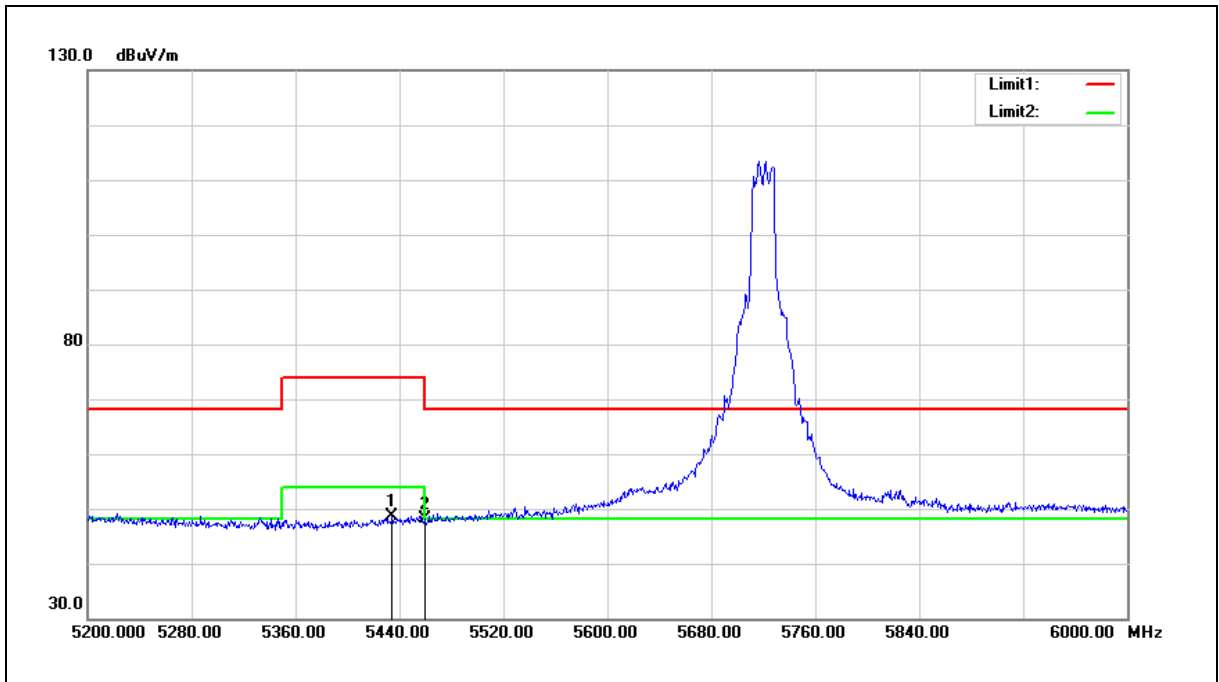
No.	Frequency (MHz)	Reading (dBuV)	Correct Factor (dB/m)	Result (dBuV/m)	Limit (dBuV/m)	Margin (dB)	Remark
1	5440.800	47.81	0.46	48.27	54.00	-5.73	AVG
2	5460.000	47.02	0.51	47.53	54.00	-6.47	AVG

Note:1.Result (dBuV/m) = Correct Factor (dB/m) + Reading(dBuV).

2.Correction factor (dB/m) = Antenna Factor (dB/m) + Cable loss (dB) – Pre-Amplifier gain (dB).

3.When the peak results are less than average limit, so not need to evaluate the average.

Standard:	FCC Part 15.407	Test Distance:	3 m
Test item:	Band edge		
Frequency:	5720 MHz		
Mode:	802.11a		
Ant.Polar.:	Horizontal		



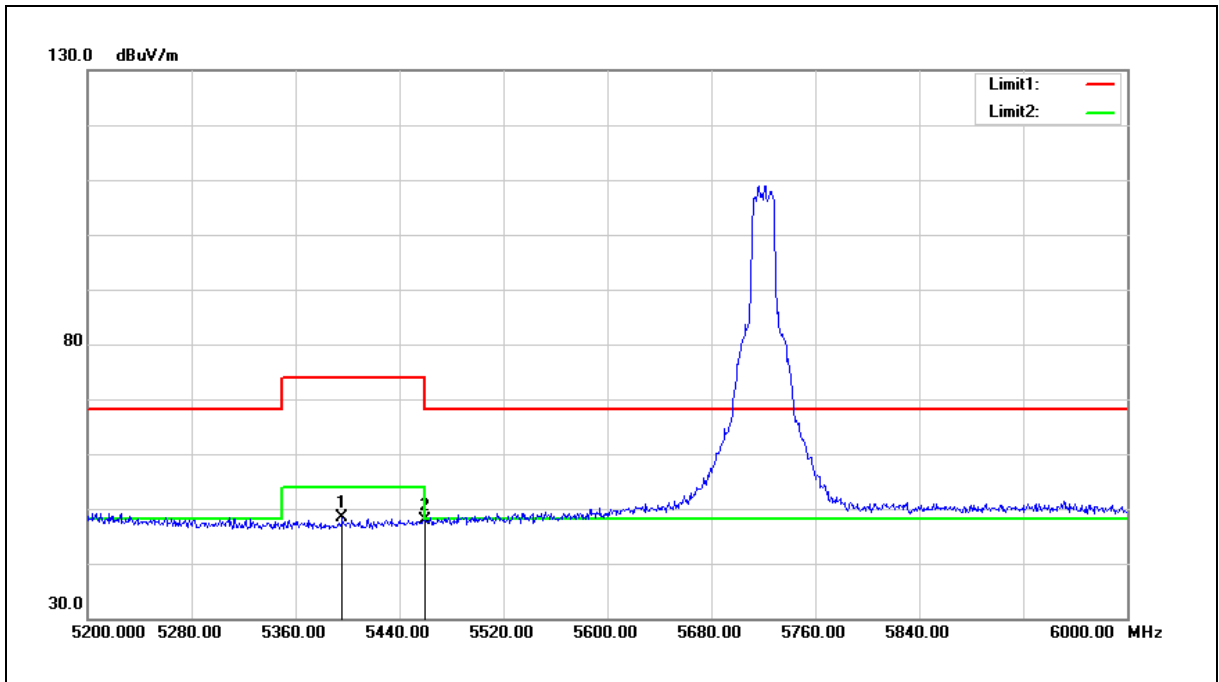
No.	Frequency (MHz)	Reading (dBuV)	Correct Factor (dB/m)	Result (dBuV/m)	Limit (dBuV/m)	Margin (dB)	Remark
1	5434.400	48.22	0.46	48.68	54.00	-5.32	AVG
2	5460.000	47.54	0.51	48.05	54.00	-5.95	AVG

Note:1.Result (dBuV/m) = Correct Factor (dB/m) + Reading(dBuV).

2.Correction factor (dB/m) = Antenna Factor (dB/m) + Cable loss (dB) – Pre-Amplifier gain (dB).

3.When the peak results are less than average limit, so not need to evaluate the average.

Standard:	FCC Part 15.407	Test Distance:	3 m
Test item:	Band edge		
Frequency:	5720 MHz		
Mode:	802.11a		
Ant.Polar.:	Vertical		



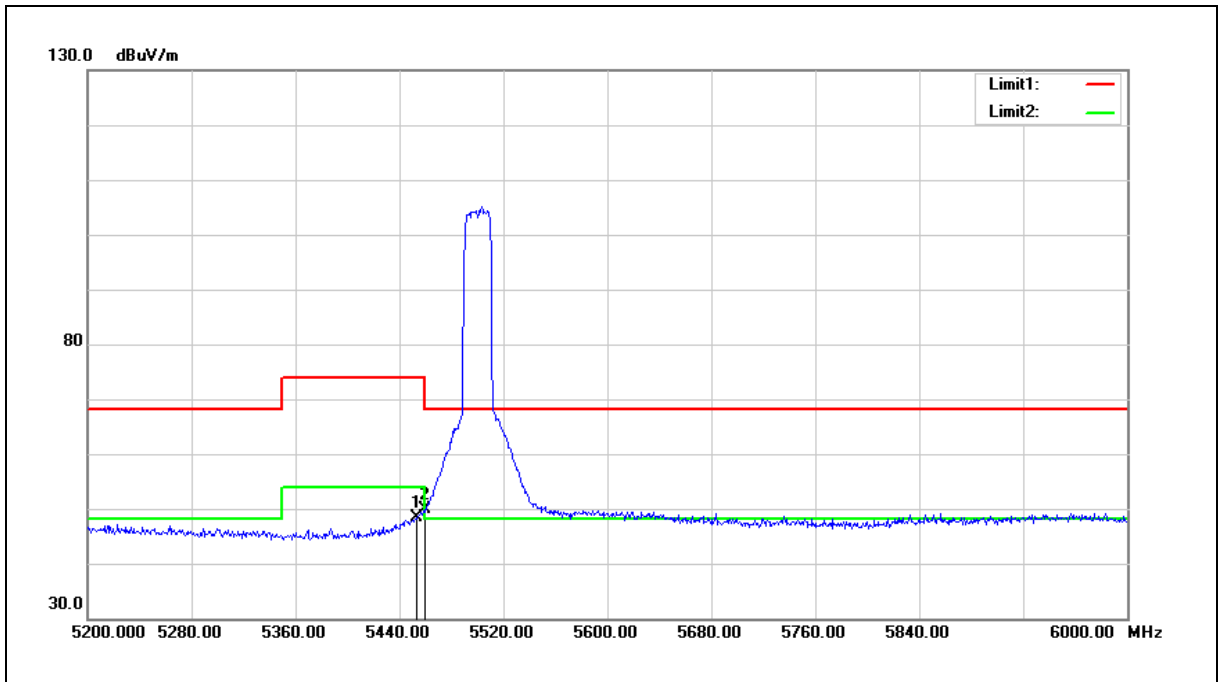
No.	Frequency (MHz)	Reading (dBuV)	Correct Factor (dB/m)	Result (dBuV/m)	Limit (dBuV/m)	Margin (dB)	Remark
1	5396.000	47.94	0.38	48.32	54.00	-5.68	AVG
2	5460.000	47.49	0.51	48.00	54.00	-6.00	AVG

Note:1.Result (dBuV/m) = Correct Factor (dB/m) + Reading(dBuV).

2.Correction factor (dB/m) = Antenna Factor (dB/m) + Cable loss (dB) – Pre-Amplifier gain (dB).

3.When the peak results are less than average limit, so not need to evaluate the average.

Standard:	FCC Part 15.407	Test Distance:	3 m
Test item:	Band edge		
Frequency:	5500 MHz		
Mode:	802.11ax HE20		
Ant.Polar.:	Horizontal		



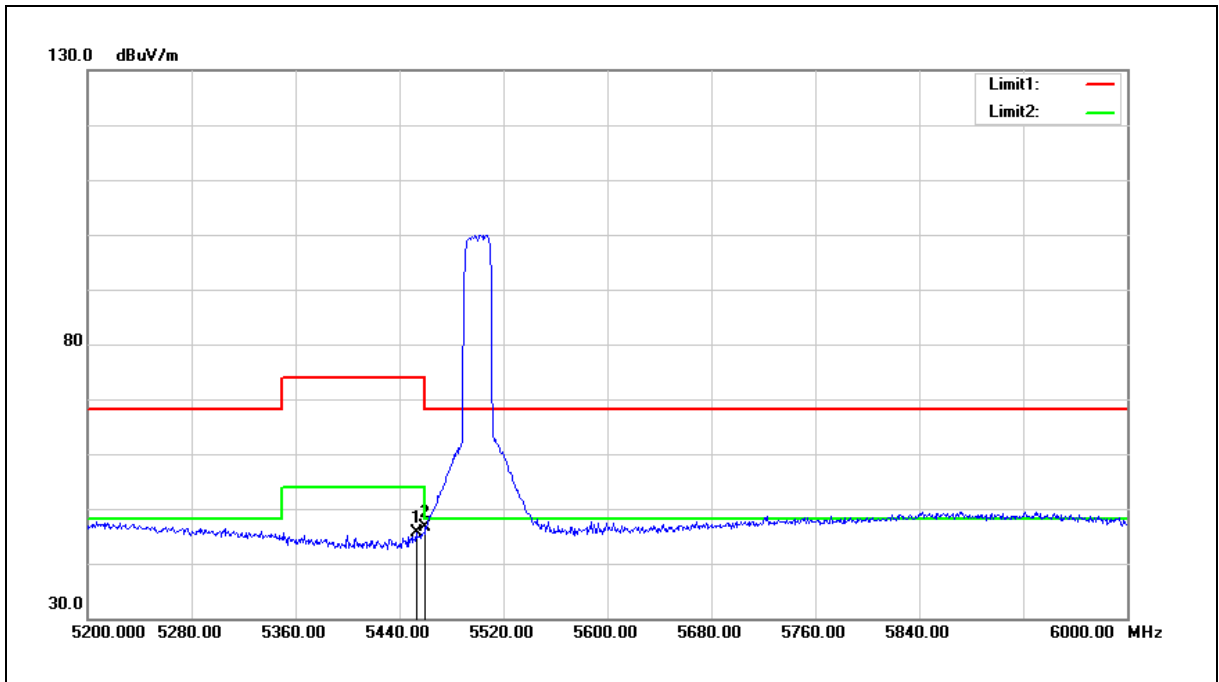
No.	Frequency (MHz)	Reading (dBuV)	Correct Factor (dB/m)	Result (dBuV/m)	Limit (dBuV/m)	Margin (dB)	Remark
1	5452.800	47.78	0.48	48.26	54.00	-5.74	AVG
2	5460.000	49.46	0.51	49.97	54.00	-4.03	AVG

Note:1.Result (dBuV/m) = Correct Factor (dB/m) + Reading(dBuV).

2.Correction factor (dB/m) = Antenna Factor (dB/m) + Cable loss (dB) – Pre-Amplifier gain (dB).

3.When the peak results are less than average limit, so not need to evaluate the average.

Standard:	FCC Part 15.407	Test Distance:	3 m
Test item:	Band edge		
Frequency:	5500 MHz		
Mode:	802.11ax HE20		
Ant.Polar.:	Vertical		



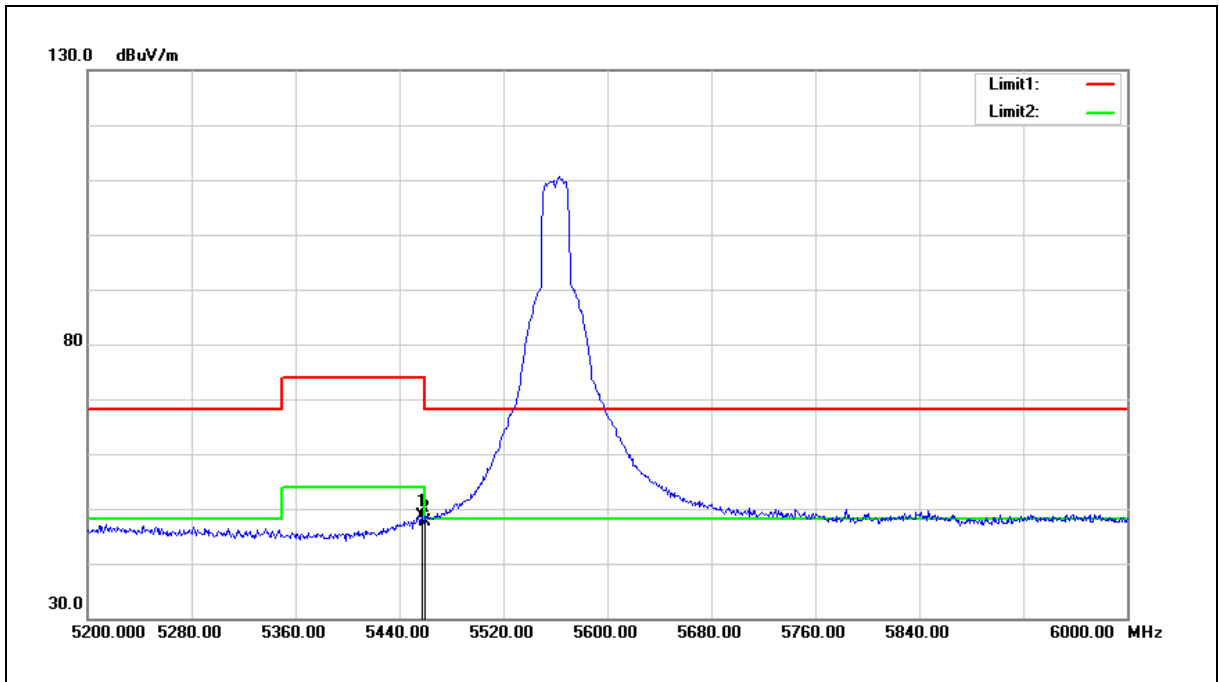
No.	Frequency (MHz)	Reading (dBuV)	Correct Factor (dB/m)	Result (dBuV/m)	Limit (dBuV/m)	Margin (dB)	Remark
1	5452.800	45.17	0.48	45.65	54.00	-8.35	AVG
2	5460.000	46.23	0.51	46.74	54.00	-7.26	AVG

Note: 1. Result (dBuV/m) = Correct Factor (dB/m) + Reading (dBuV).

2. Correction factor (dB/m) = Antenna Factor (dB/m) + Cable loss (dB) – Pre-Amplifier gain (dB).

3. When the peak results are less than average limit, so not need to evaluate the average.

Standard:	FCC Part 15.407	Test Distance:	3 m
Test item:	Band edge		
Frequency:	5560 MHz		
Mode:	802.11ax HE20		
Ant.Polar.:	Horizontal		



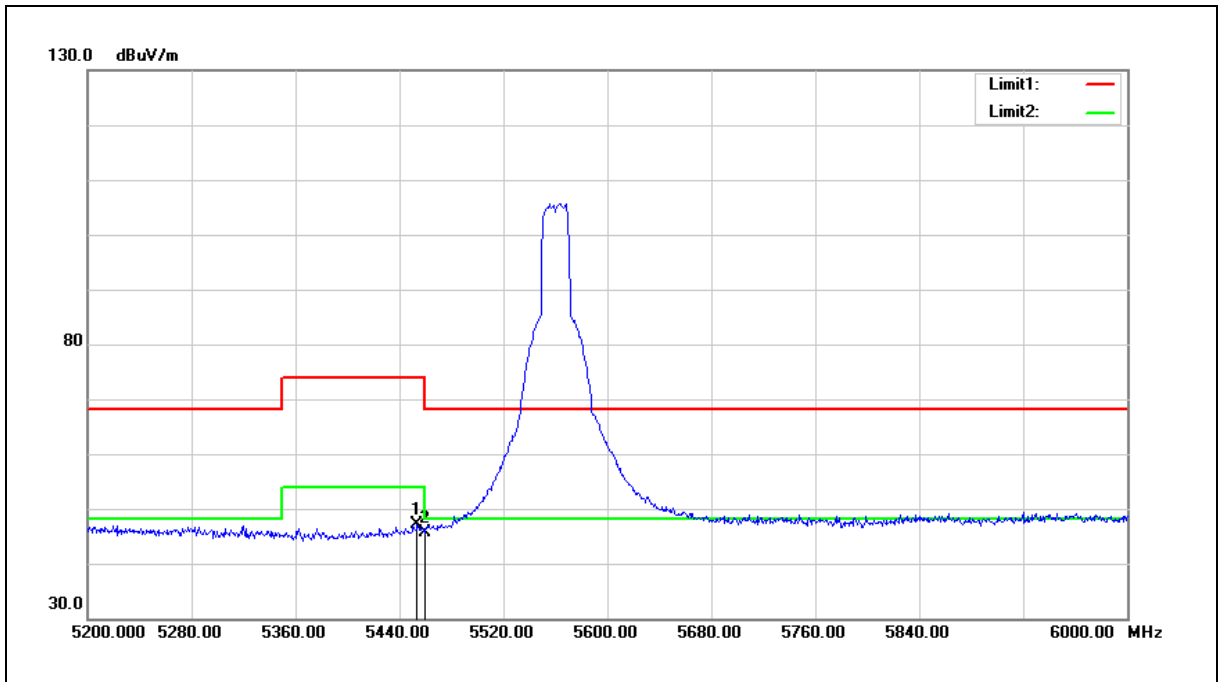
No.	Frequency (MHz)	Reading (dBuV)	Correct Factor (dB/m)	Result (dBuV/m)	Limit (dBuV/m)	Margin (dB)	Remark
1	5457.600	48.16	0.50	48.66	54.00	-5.34	AVG
2	5460.000	47.04	0.51	47.55	54.00	-6.45	AVG

Note:1.Result (dBuV/m) = Correct Factor (dB/m) + Reading(dBuV).

2.Correction factor (dB/m) = Antenna Factor (dB/m) + Cable loss (dB) – Pre-Amplifier gain (dB).

3.When the peak results are less than average limit, so not need to evaluate the average.

Standard:	FCC Part 15.407	Test Distance:	3 m
Test item:	Band edge		
Frequency:	5560 MHz		
Mode:	802.11ax HE20		
Ant.Polar.:	Vertical		



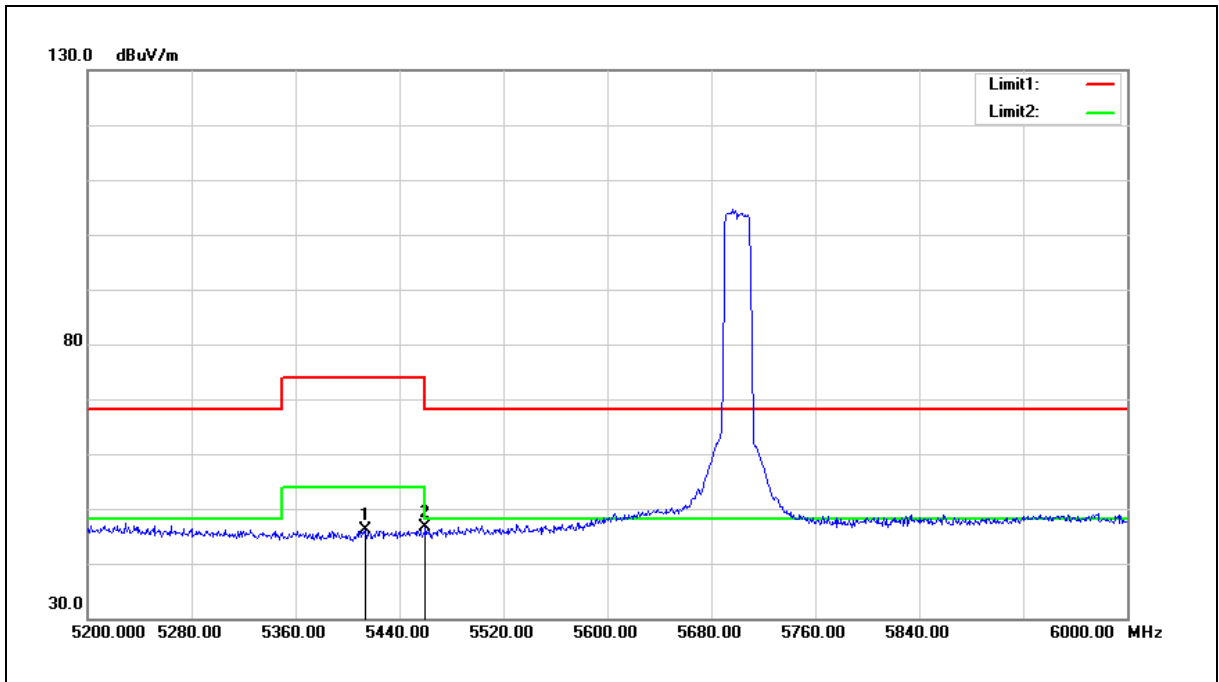
No.	Frequency (MHz)	Reading (dBuV)	Correct Factor (dB/m)	Result (dBuV/m)	Limit (dBuV/m)	Margin (dB)	Remark
1	5453.600	46.62	0.48	47.10	54.00	-6.90	AVG
2	5460.000	45.20	0.51	45.71	54.00	-8.29	AVG

Note: 1. Result (dBuV/m) = Correct Factor (dB/m) + Reading (dBuV).

2. Correction factor (dB/m) = Antenna Factor (dB/m) + Cable loss (dB) – Pre-Amplifier gain (dB).

3. When the peak results are less than average limit, so not need to evaluate the average.

Standard:	FCC Part 15.407	Test Distance:	3 m
Test item:	Band edge		
Frequency:	5700 MHz		
Mode:	802.11ax HE20		
Ant.Polar.:	Horizontal		



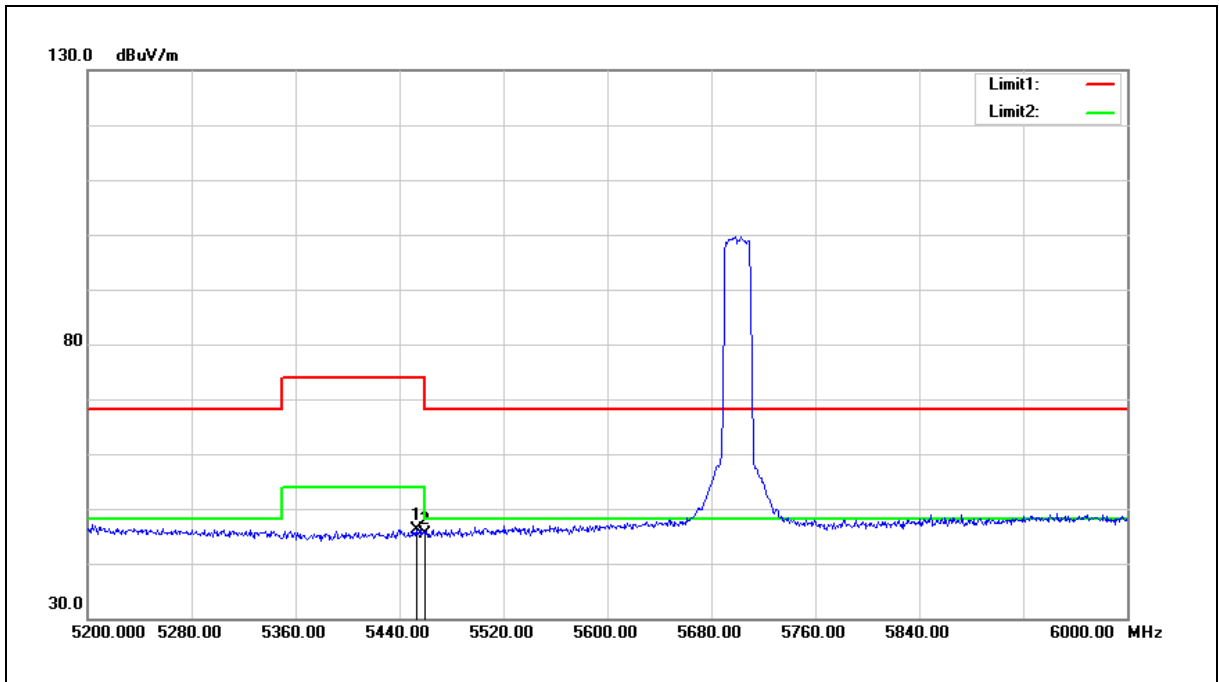
No.	Frequency (MHz)	Reading (dBuV)	Correct Factor (dB/m)	Result (dBuV/m)	Limit (dBuV/m)	Margin (dB)	Remark
1	5413.600	45.67	0.41	46.08	54.00	-7.92	AVG
2	5460.000	46.22	0.51	46.73	54.00	-7.27	AVG

Note:1.Result (dBuV/m) = Correct Factor (dB/m) + Reading(dBuV).

2.Correction factor (dB/m) = Antenna Factor (dB/m) + Cable loss (dB) – Pre-Amplifier gain (dB).

3.When the peak results are less than average limit, so not need to evaluate the average.

Standard:	FCC Part 15.407	Test Distance:	3 m
Test item:	Band edge		
Frequency:	5700 MHz		
Mode:	802.11ax HE20		
Ant.Polar.:	Vertical		



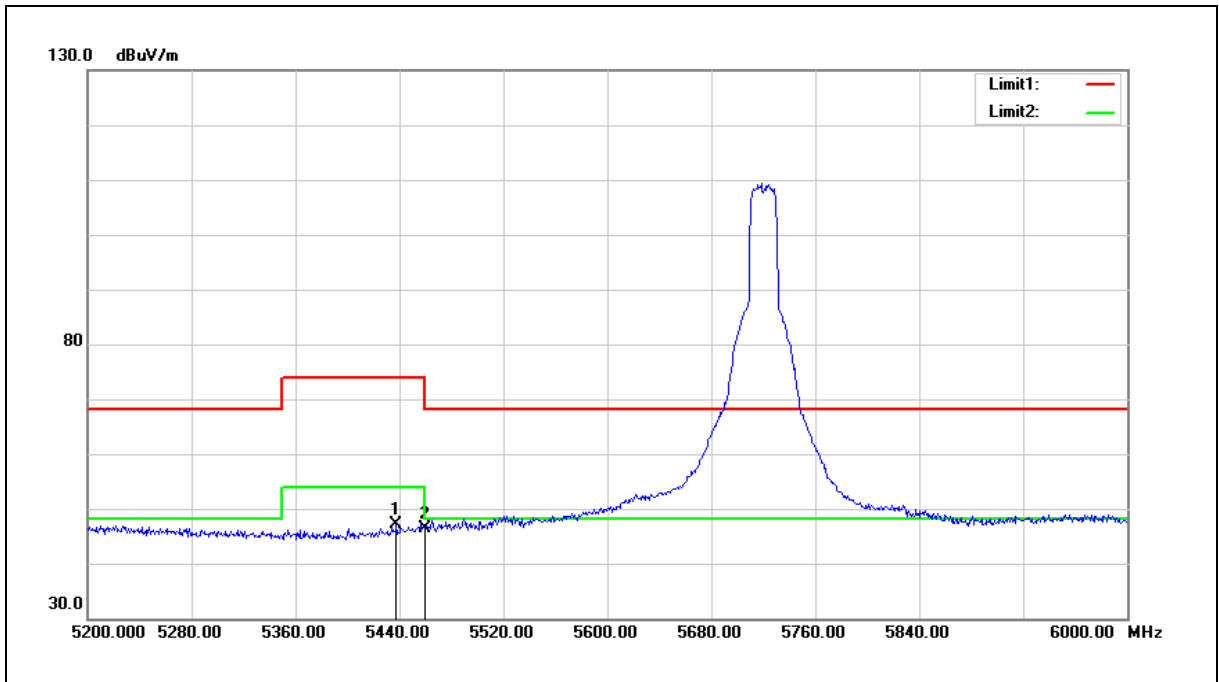
No.	Frequency (MHz)	Reading (dBuV)	Correct Factor (dB/m)	Result (dBuV/m)	Limit (dBuV/m)	Margin (dB)	Remark
1	5452.800	45.75	0.48	46.23	54.00	-7.77	AVG
2	5460.000	44.80	0.51	45.31	54.00	-8.69	AVG

Note:1.Result (dBuV/m) = Correct Factor (dB/m) + Reading(dBuV).

2.Correction factor (dB/m) = Antenna Factor (dB/m) + Cable loss (dB) – Pre-Amplifier gain (dB).

3.When the peak results are less than average limit, so not need to evaluate the average.

Standard:	FCC Part 15.407	Test Distance:	3 m
Test item:	Band edge		
Frequency:	5720 MHz		
Mode:	802.11ax HE20		
Ant.Polar.:	Horizontal		



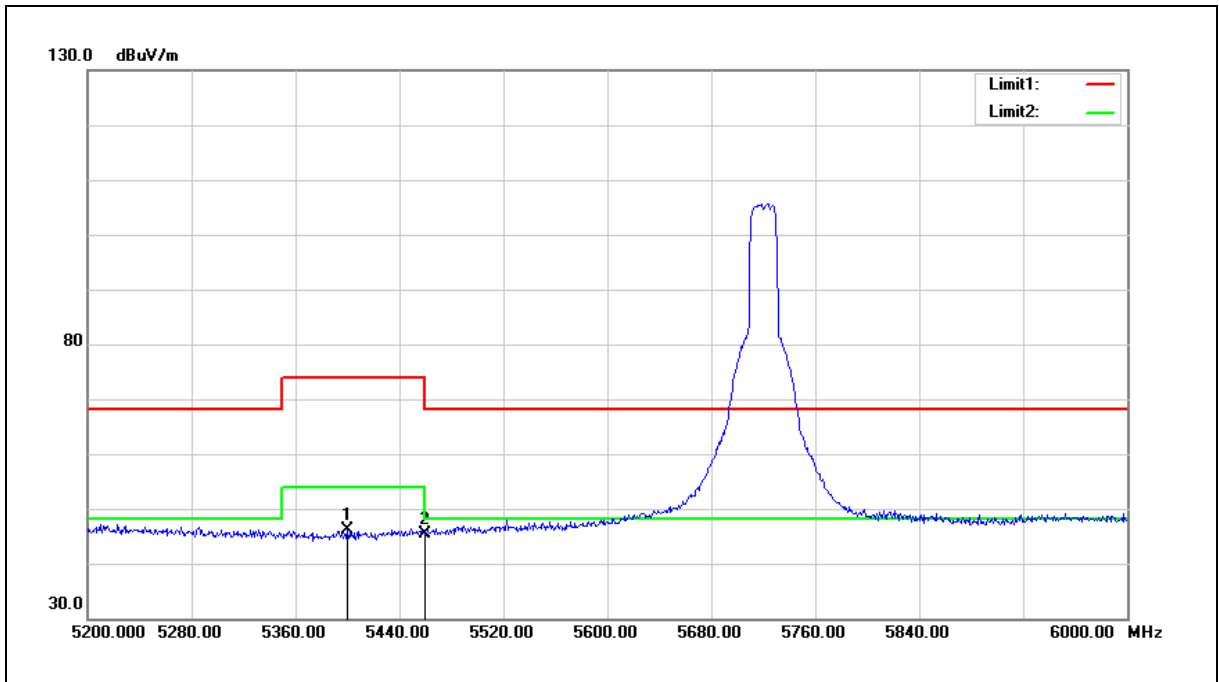
No.	Frequency (MHz)	Reading (dBuV)	Correct Factor (dB/m)	Result (dBuV/m)	Limit (dBuV/m)	Margin (dB)	Remark
1	5437.600	46.63	0.46	47.09	54.00	-6.91	AVG
2	5460.000	45.92	0.51	46.43	54.00	-7.57	AVG

Note: 1. Result (dBuV/m) = Correct Factor (dB/m) + Reading (dBuV).

2. Correction factor (dB/m) = Antenna Factor (dB/m) + Cable loss (dB) – Pre-Amplifier gain (dB).

3. When the peak results are less than average limit, so not need to evaluate the average.

Standard:	FCC Part 15.407	Test Distance:	3 m
Test item:	Band edge		
Frequency:	5720 MHz		
Mode:	802.11ax HE20		
Ant.Polar.:	Vertical		



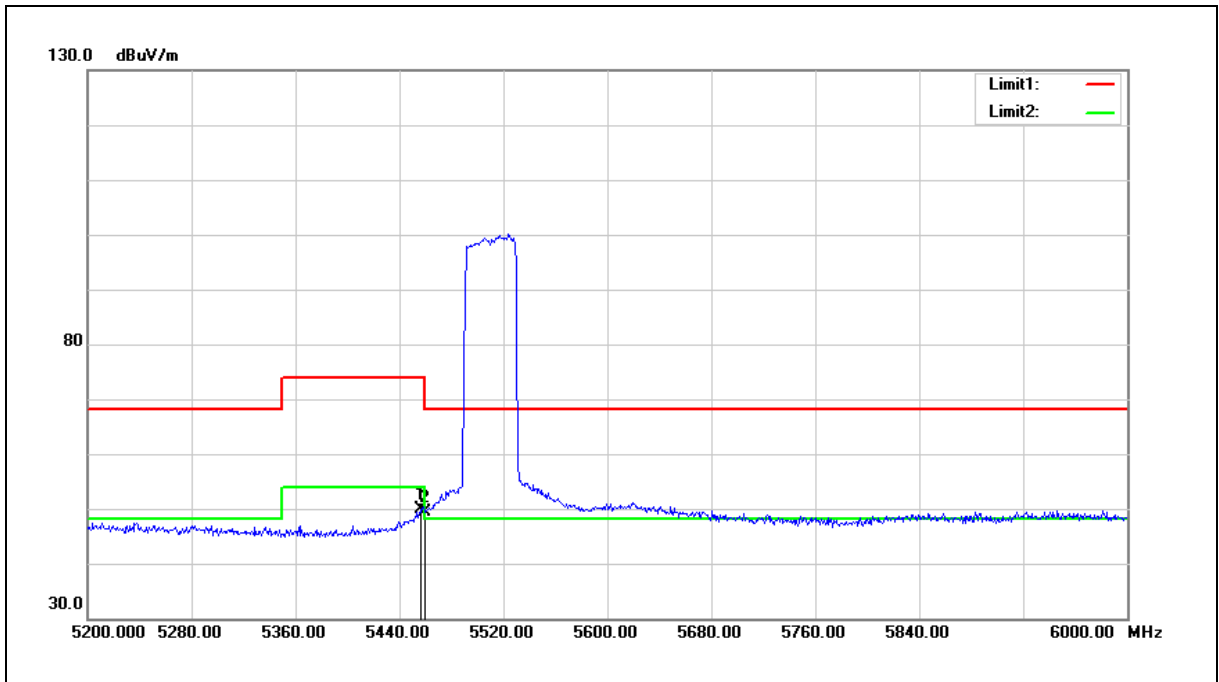
No.	Frequency (MHz)	Reading (dBuV)	Correct Factor (dB/m)	Result (dBuV/m)	Limit (dBuV/m)	Margin (dB)	Remark
1	5400.000	45.67	0.39	46.06	54.00	-7.94	AVG
2	5460.000	44.94	0.51	45.45	54.00	-8.55	AVG

Note: 1. Result (dBuV/m) = Correct Factor (dB/m) + Reading (dBuV).

2. Correction factor (dB/m) = Antenna Factor (dB/m) + Cable loss (dB) – Pre-Amplifier gain (dB).

3. When the peak results are less than average limit, so not need to evaluate the average.

Standard:	FCC Part 15.407	Test Distance:	3 m
Test item:	Band edge		
Frequency:	5510 MHz		
Mode:	802.11ax HE40		
Ant.Polar.:	Horizontal		



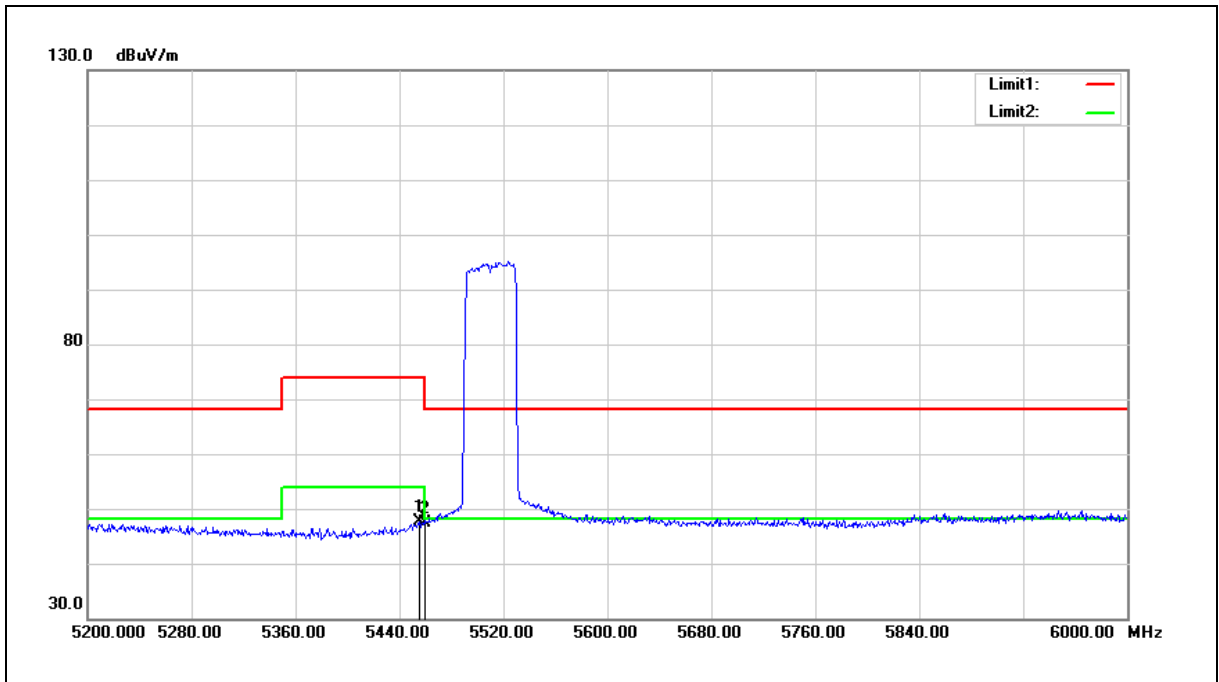
No.	Frequency (MHz)	Reading (dBuV)	Correct Factor (dB/m)	Result (dBuV/m)	Limit (dBuV/m)	Margin (dB)	Remark
1	5456.800	49.31	0.50	49.81	54.00	-4.19	AVG
2	5460.000	48.77	0.51	49.28	54.00	-4.72	AVG

Note:1.Result (dBuV/m) = Correct Factor (dB/m) + Reading(dBuV).

2.Correction factor (dB/m) = Antenna Factor (dB/m) + Cable loss (dB) – Pre-Amplifier gain (dB).

3.When the peak results are less than average limit, so not need to evaluate the average.

Standard:	FCC Part 15.407	Test Distance:	3 m
Test item:	Band edge		
Frequency:	5510 MHz		
Mode:	802.11ax HE40		
Ant.Polar.:	Vertical		



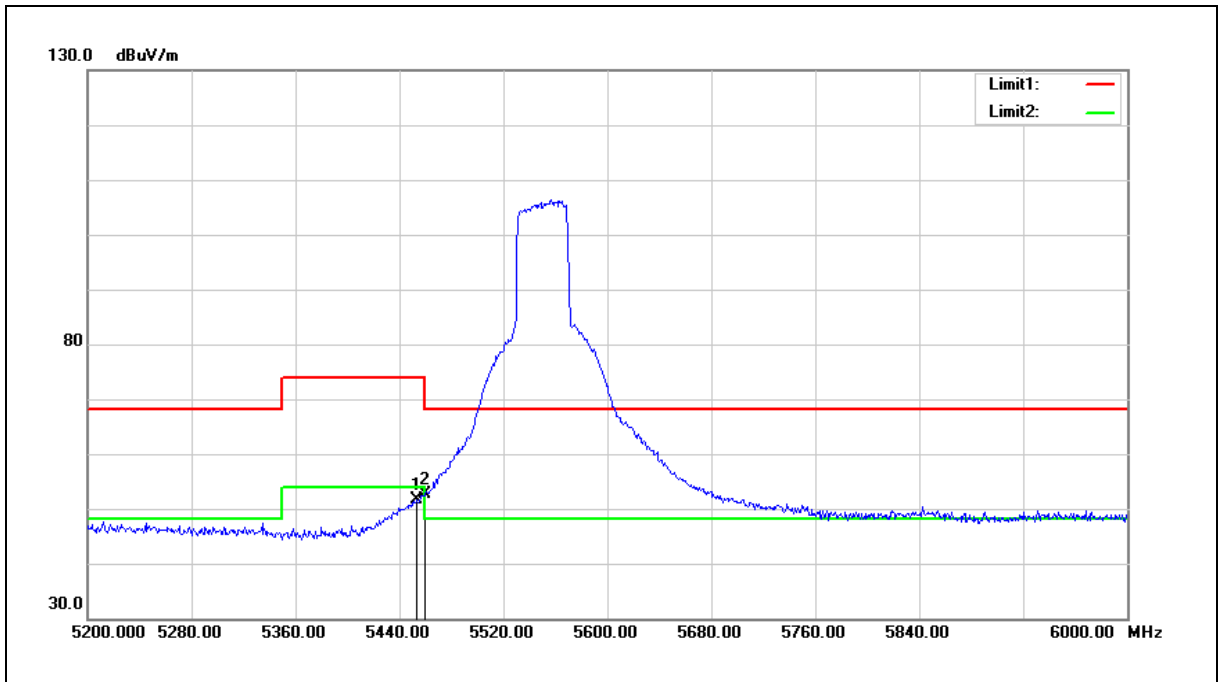
No.	Frequency (MHz)	Reading (dBuV)	Correct Factor (dB/m)	Result (dBuV/m)	Limit (dBuV/m)	Margin (dB)	Remark
1	5455.200	47.22	0.48	47.70	54.00	-6.30	AVG
2	5460.000	46.95	0.51	47.46	54.00	-6.54	AVG

Note:1.Result (dBuV/m) = Correct Factor (dB/m) + Reading(dBuV).

2.Correction factor (dB/m) = Antenna Factor (dB/m) + Cable loss (dB) – Pre-Amplifier gain (dB).

3.When the peak results are less than average limit, so not need to evaluate the average.

Standard:	FCC Part 15.407	Test Distance:	3 m
Test item:	Band edge		
Frequency:	5550 MHz		
Mode:	802.11ax HE40		
Ant.Polar.:	Horizontal		



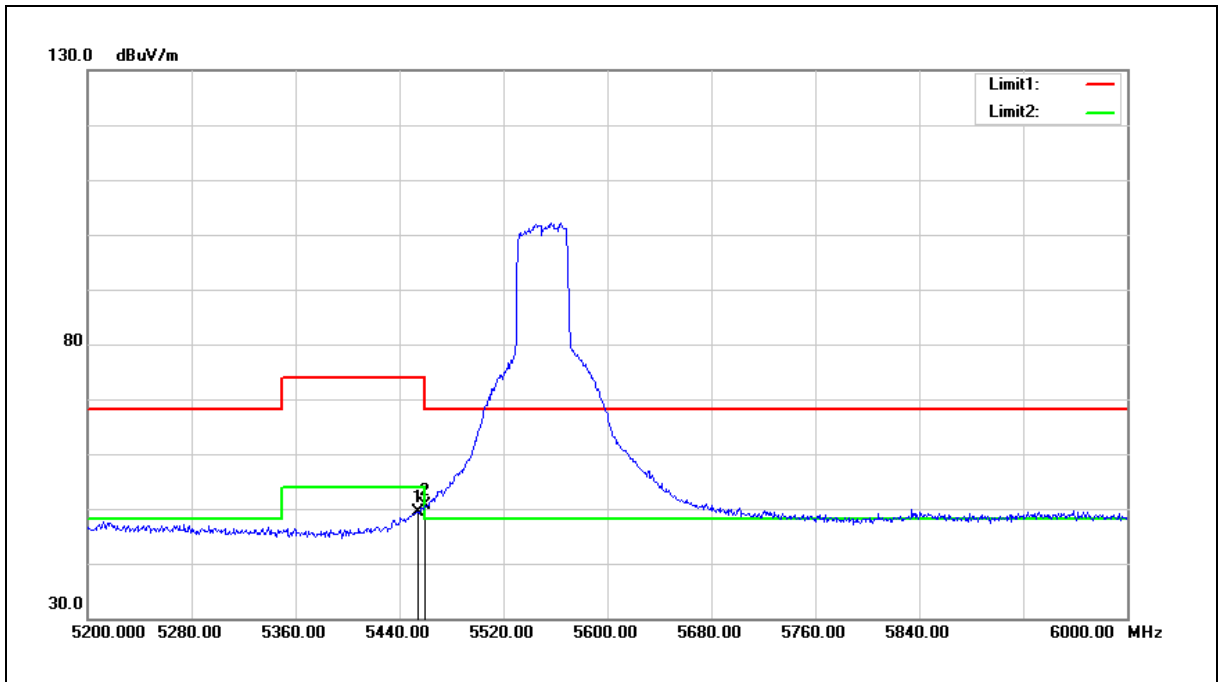
No.	Frequency (MHz)	Reading (dBuV)	Correct Factor (dB/m)	Result (dBuV/m)	Limit (dBuV/m)	Margin (dB)	Remark
1	5453.600	51.15	0.48	51.63	54.00	-2.37	AVG
2	5460.000	52.02	0.51	52.53	54.00	-1.47	AVG

Note:1.Result (dBuV/m) = Correct Factor (dB/m) + Reading(dBuV).

2.Correction factor (dB/m) = Antenna Factor (dB/m) + Cable loss (dB) – Pre-Amplifier gain (dB).

3.When the peak results are less than average limit, so not need to evaluate the average.

Standard:	FCC Part 15.407	Test Distance:	3 m
Test item:	Band edge		
Frequency:	5550 MHz		
Mode:	802.11ax HE40		
Ant.Polar.:	Vertical		



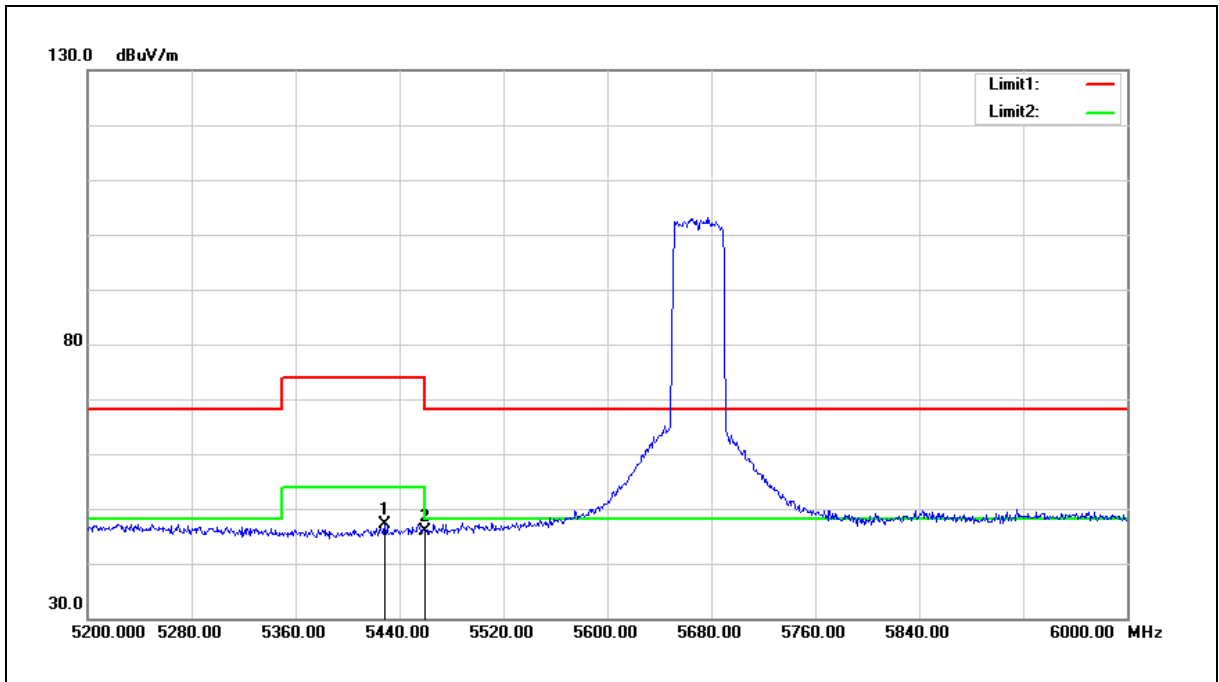
No.	Frequency (MHz)	Reading (dBuV)	Correct Factor (dB/m)	Result (dBuV/m)	Limit (dBuV/m)	Margin (dB)	Remark
1	5454.400	48.96	0.48	49.44	54.00	-4.56	AVG
2	5460.000	50.18	0.51	50.69	54.00	-3.31	AVG

Note:1.Result (dBuV/m) = Correct Factor (dB/m) + Reading(dBuV).

2.Correction factor (dB/m) = Antenna Factor (dB/m) + Cable loss (dB) – Pre-Amplifier gain (dB).

3.When the peak results are less than average limit, so not need to evaluate the average.

Standard:	FCC Part 15.407	Test Distance:	3 m
Test item:	Band edge		
Frequency:	5670 MHz		
Mode:	802.11ax HE40		
Ant.Polar.:	Horizontal		



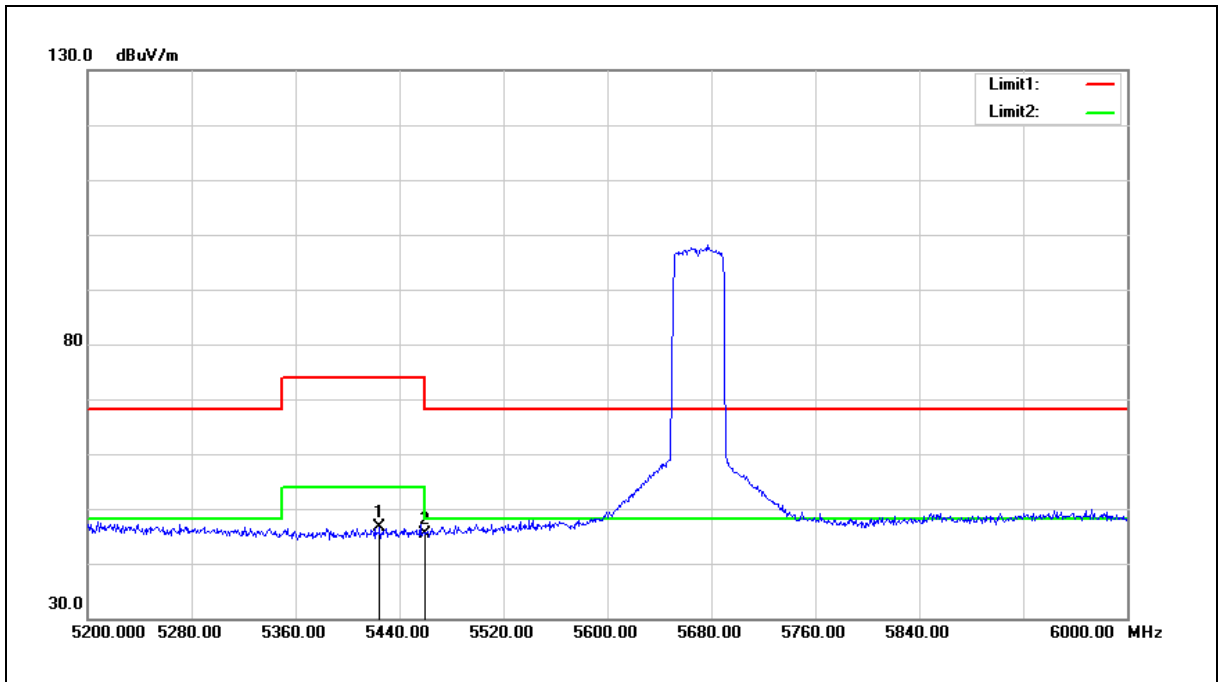
No.	Frequency (MHz)	Reading (dBuV)	Correct Factor (dB/m)	Result (dBuV/m)	Limit (dBuV/m)	Margin (dB)	Remark
1	5428.800	46.57	0.44	47.01	54.00	-6.99	AVG
2	5460.000	45.41	0.51	45.92	54.00	-8.08	AVG

Note:1.Result (dBuV/m) = Correct Factor (dB/m) + Reading(dBuV).

2.Correction factor (dB/m) = Antenna Factor (dB/m) + Cable loss (dB) – Pre-Amplifier gain (dB).

3.When the peak results are less than average limit, so not need to evaluate the average.

Standard:	FCC Part 15.407	Test Distance:	3 m
Test item:	Band edge		
Frequency:	5670 MHz		
Mode:	802.11ax HE40		
Ant.Polar.:	Vertical		



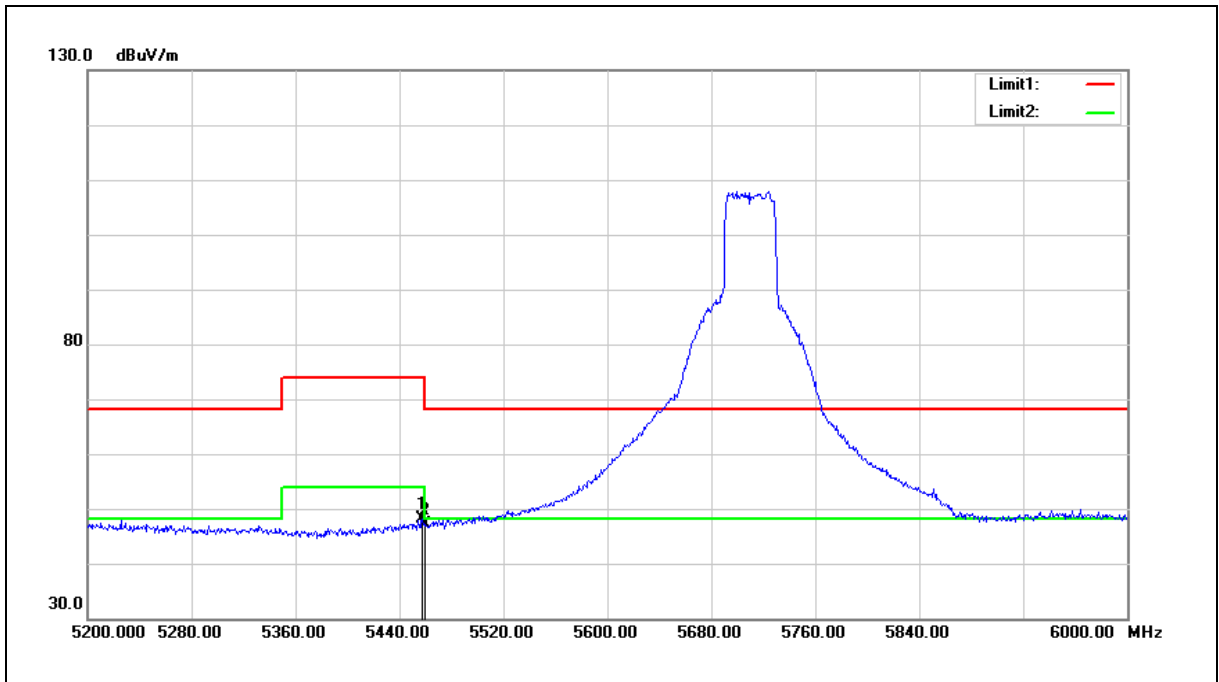
No.	Frequency (MHz)	Reading (dBuV)	Correct Factor (dB/m)	Result (dBuV/m)	Limit (dBuV/m)	Margin (dB)	Remark
1	5424.800	46.08	0.43	46.51	54.00	-7.49	AVG
2	5460.000	44.81	0.51	45.32	54.00	-8.68	AVG

Note:1.Result (dBuV/m) = Correct Factor (dB/m) + Reading(dBuV).

2.Correction factor (dB/m) = Antenna Factor (dB/m) + Cable loss (dB) – Pre-Amplifier gain (dB).

3.When the peak results are less than average limit, so not need to evaluate the average.

Standard:	FCC Part 15.407	Test Distance:	3 m
Test item:	Band edge		
Frequency:	5710 MHz		
Mode:	802.11ax HE40		
Ant.Polar.:	Horizontal		



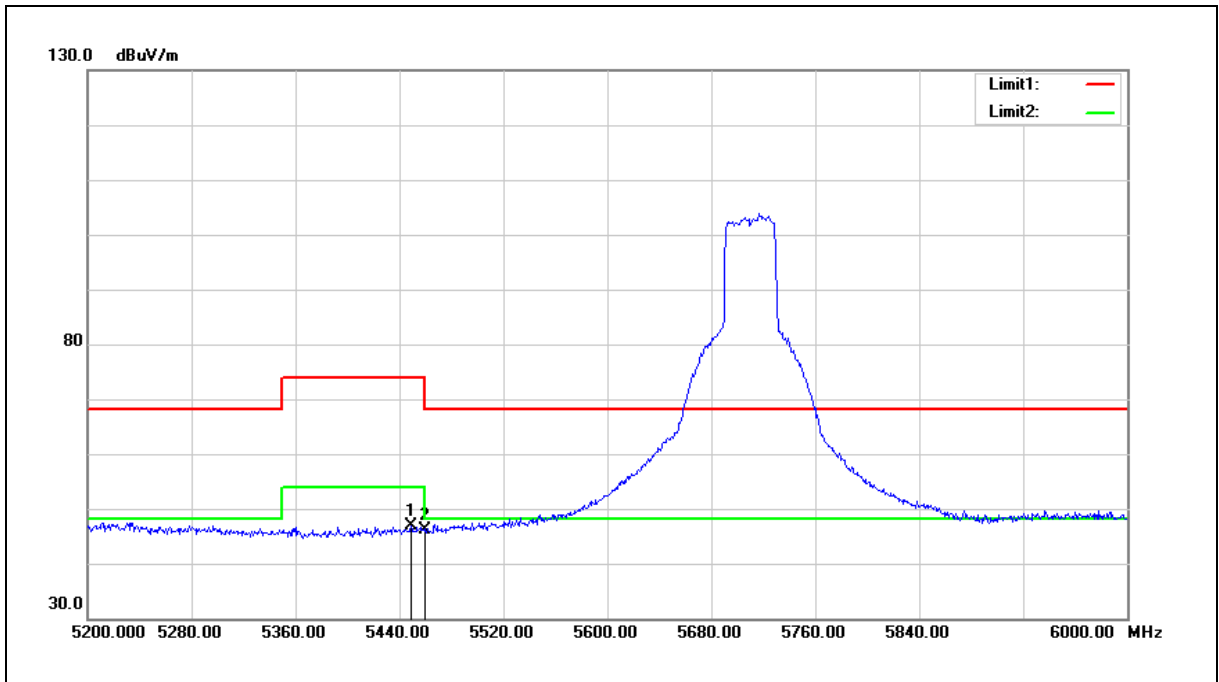
No.	Frequency (MHz)	Reading (dBuV)	Correct Factor (dB/m)	Result (dBuV/m)	Limit (dBuV/m)	Margin (dB)	Remark
1	5457.600	47.58	0.50	48.08	54.00	-5.92	AVG
2	5460.000	46.56	0.51	47.07	54.00	-6.93	AVG

Note: 1. Result (dBuV/m) = Correct Factor (dB/m) + Reading (dBuV).

2. Correction factor (dB/m) = Antenna Factor (dB/m) + Cable loss (dB) – Pre-Amplifier gain (dB).

3. When the peak results are less than average limit, so not need to evaluate the average.

Standard:	FCC Part 15.407	Test Distance:	3 m
Test item:	Band edge		
Frequency:	5710 MHz		
Mode:	802.11ax HE40		
Ant.Polar.:	Vertical		



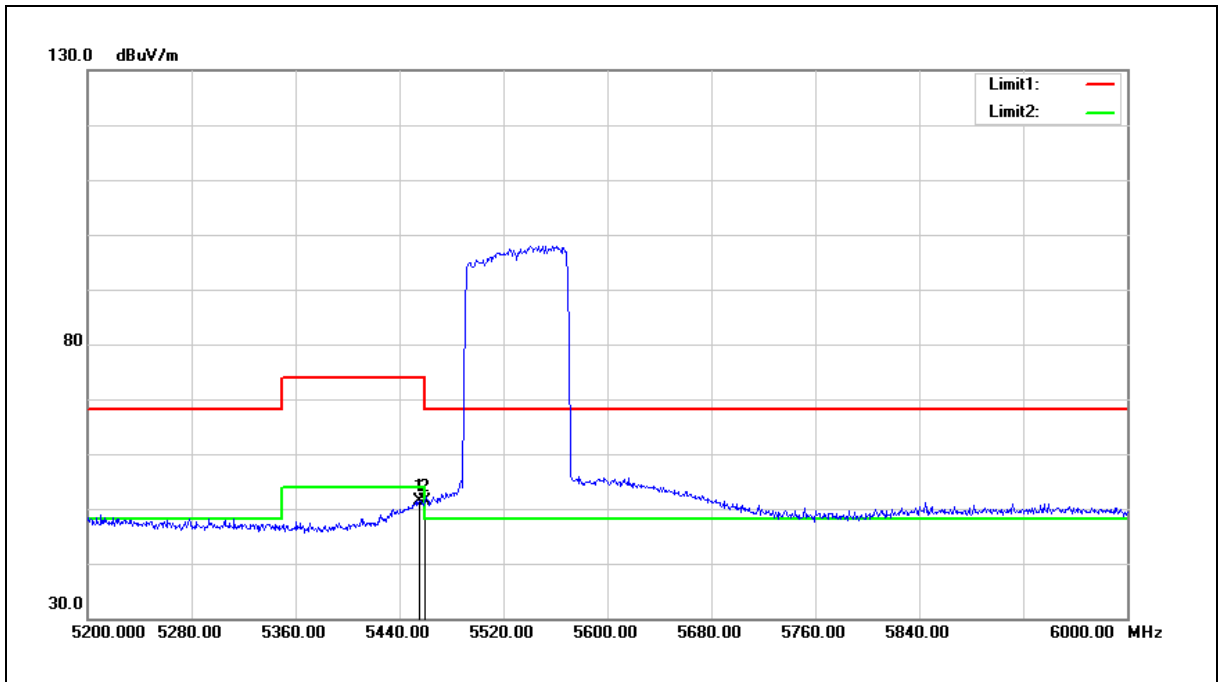
No.	Frequency (MHz)	Reading (dBuV)	Correct Factor (dB/m)	Result (dBuV/m)	Limit (dBuV/m)	Margin (dB)	Remark
1	5448.800	46.43	0.48	46.91	54.00	-7.09	AVG
2	5460.000	45.58	0.51	46.09	54.00	-7.91	AVG

Note: 1. Result (dBuV/m) = Correct Factor (dB/m) + Reading (dBuV).

2. Correction factor (dB/m) = Antenna Factor (dB/m) + Cable loss (dB) – Pre-Amplifier gain (dB).

3. When the peak results are less than average limit, so not need to evaluate the average.

Standard:	FCC Part 15.407	Test Distance:	3 m
Test item:	Band edge		
Frequency:	5530 MHz		
Mode:	802.11ax HE80		
Ant.Polar.:	Horizontal		



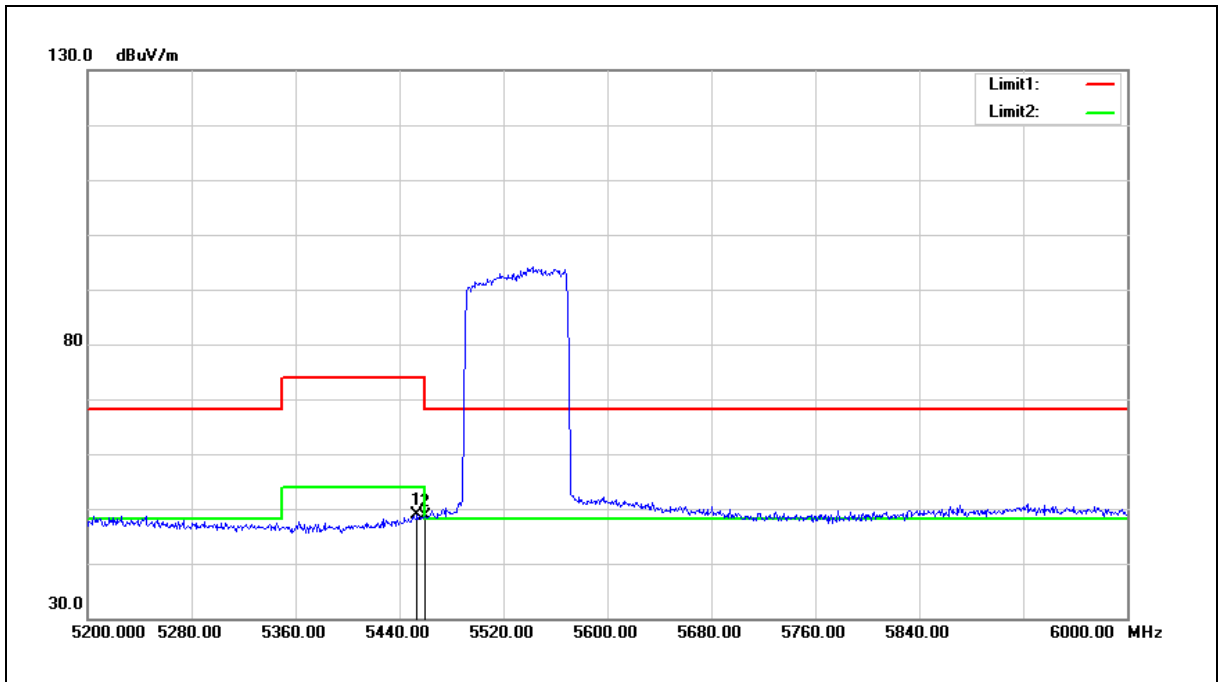
No.	Frequency (MHz)	Reading (dBuV)	Correct Factor (dB/m)	Result (dBuV/m)	Limit (dBuV/m)	Margin (dB)	Remark
1	5455.200	50.94	0.48	51.42	54.00	-2.58	AVG
2	5460.000	50.80	0.51	51.31	54.00	-2.69	AVG

Note: 1. Result (dBuV/m) = Correct Factor (dB/m) + Reading (dBuV).

2. Correction factor (dB/m) = Antenna Factor (dB/m) + Cable loss (dB) – Pre-Amplifier gain (dB).

3. When the peak results are less than average limit, so not need to evaluate the average.

Standard:	FCC Part 15.407	Test Distance:	3 m
Test item:	Band edge		
Frequency:	5530 MHz		
Mode:	802.11ax HE80		
Ant.Polar.:	Vertical		



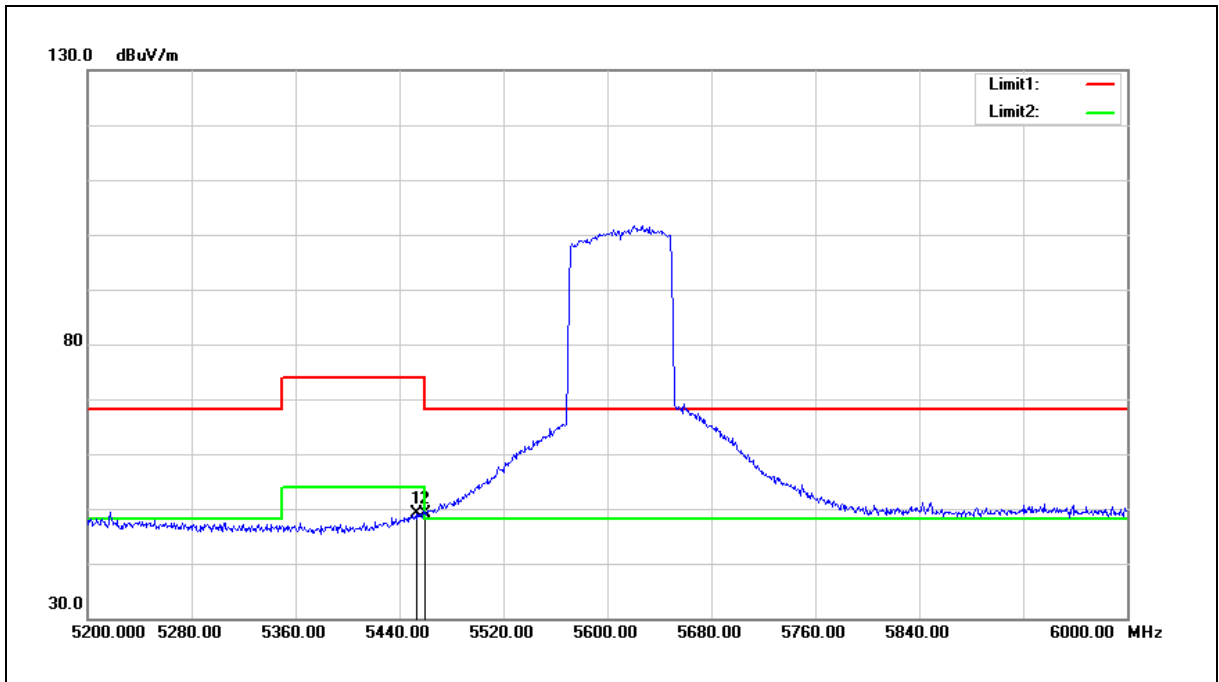
No.	Frequency (MHz)	Reading (dBuV)	Correct Factor (dB/m)	Result (dBuV/m)	Limit (dBuV/m)	Margin (dB)	Remark
1	5453.600	48.31	0.48	48.79	54.00	-5.21	AVG
2	5460.000	48.01	0.51	48.52	54.00	-5.48	AVG

Note: 1. Result (dBuV/m) = Correct Factor (dB/m) + Reading (dBuV).

2. Correction factor (dB/m) = Antenna Factor (dB/m) + Cable loss (dB) – Pre-Amplifier gain (dB).

3. When the peak results are less than average limit, so not need to evaluate the average.

Standard:	FCC Part 15.407	Test Distance:	3 m
Test item:	Band edge		
Frequency:	5610 MHz		
Mode:	802.11ax HE80		
Ant.Polar.:	Horizontal		



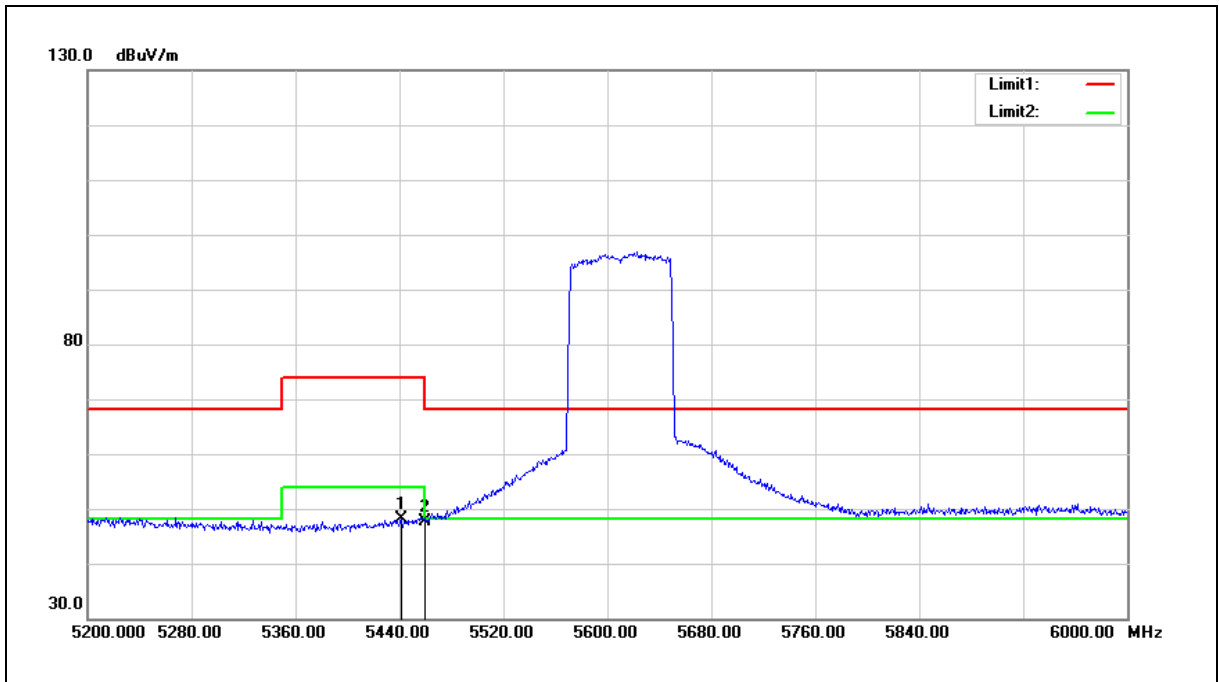
No.	Frequency (MHz)	Reading (dBuV)	Correct Factor (dB/m)	Result (dBuV/m)	Limit (dBuV/m)	Margin (dB)	Remark
1	5452.800	48.55	0.48	49.03	54.00	-4.97	AVG
2	5460.000	48.69	0.51	49.20	54.00	-4.80	AVG

Note:1.Result (dBuV/m) = Correct Factor (dB/m) + Reading(dBuV).

2.Correction factor (dB/m) = Antenna Factor (dB/m) + Cable loss (dB) – Pre-Amplifier gain (dB).

3.When the peak results are less than average limit, so not need to evaluate the average.

Standard:	FCC Part 15.407	Test Distance:	3 m
Test item:	Band edge		
Frequency:	5610 MHz		
Mode:	802.11ax HE80		
Ant.Polar.:	Vertical		



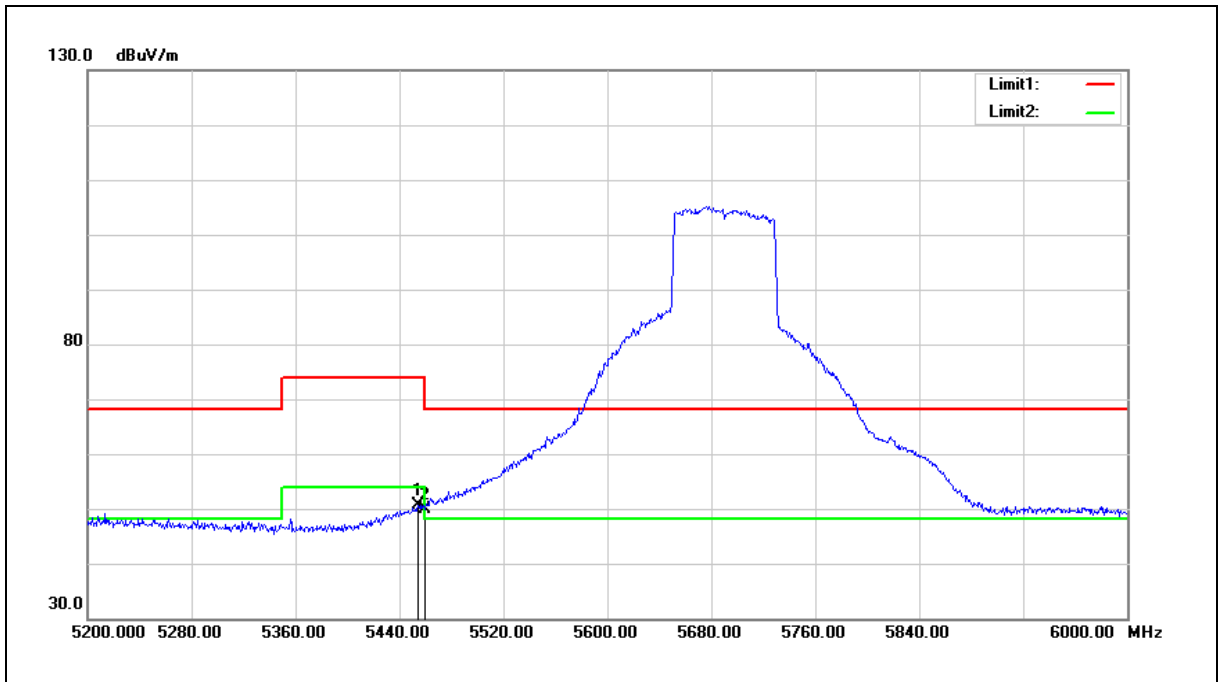
No.	Frequency (MHz)	Reading (dBuV)	Correct Factor (dB/m)	Result (dBuV/m)	Limit (dBuV/m)	Margin (dB)	Remark
1	5441.600	47.66	0.46	48.12	54.00	-5.88	AVG
2	5460.000	47.14	0.51	47.65	54.00	-6.35	AVG

Note:1.Result (dBuV/m) = Correct Factor (dB/m) + Reading(dBuV).

2.Correction factor (dB/m) = Antenna Factor (dB/m) + Cable loss (dB) – Pre-Amplifier gain (dB).

3.When the peak results are less than average limit, so not need to evaluate the average.

Standard:	FCC Part 15.407	Test Distance:	3 m
Test item:	Band edge		
Frequency:	5690 MHz		
Mode:	802.11ax HE80		
Ant.Polar.:	Horizontal		



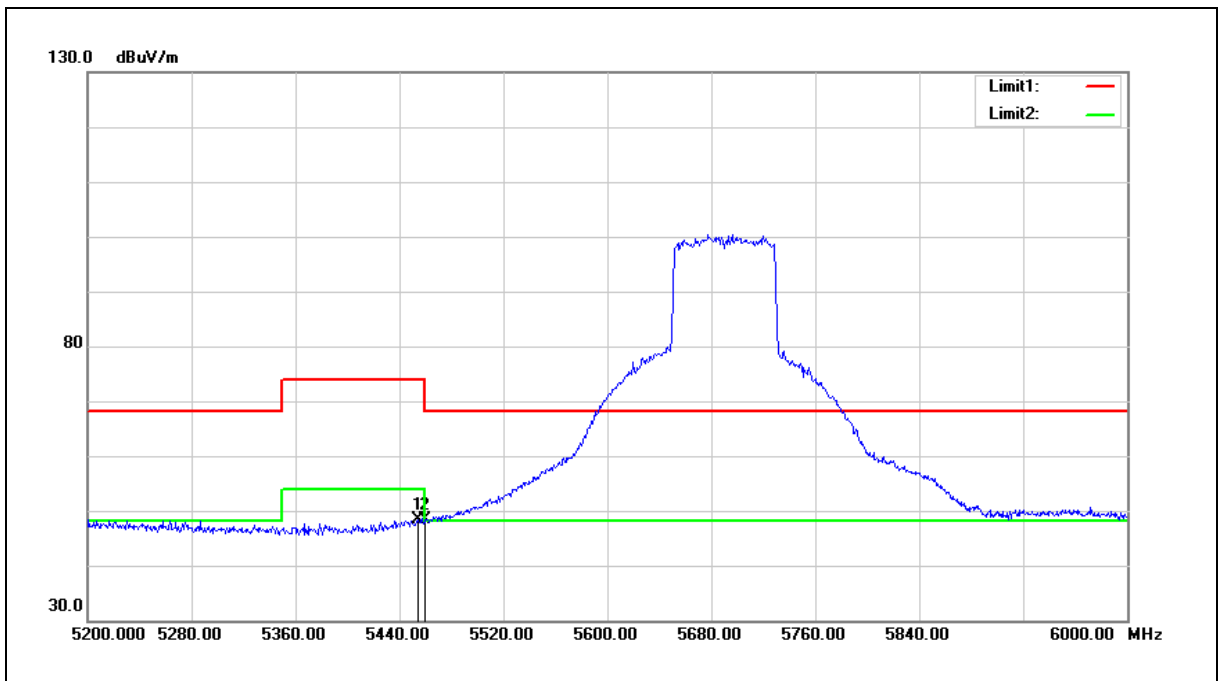
No.	Frequency (MHz)	Reading (dBuV)	Correct Factor (dB/m)	Result (dBuV/m)	Limit (dBuV/m)	Margin (dB)	Remark
1	5454.400	50.22	0.48	50.70	54.00	-3.30	AVG
2	5460.000	49.33	0.51	49.84	54.00	-4.16	AVG

Note: 1. Result (dBuV/m) = Correct Factor (dB/m) + Reading (dBuV).

2. Correction factor (dB/m) = Antenna Factor (dB/m) + Cable loss (dB) – Pre-Amplifier gain (dB).

3. When the peak results are less than average limit, so not need to evaluate the average.

Standard:	FCC Part 15.407	Test Distance:	3 m
Test item:	Band edge		
Frequency:	5690 MHz		
Mode:	802.11ax HE80		
Ant.Polar.:	Vertical		



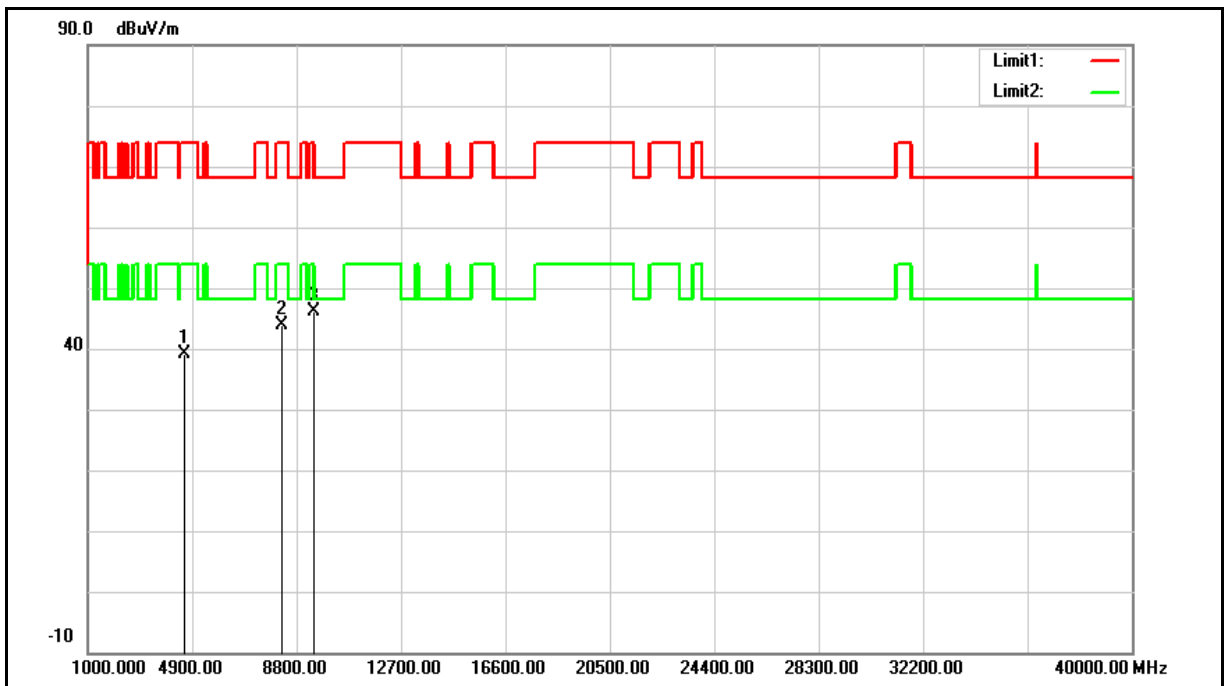
No.	Frequency (MHz)	Reading (dBuV)	Correct Factor (dB/m)	Result (dBuV/m)	Limit (dBuV/m)	Margin (dB)	Remark
1	5454.400	47.82	0.48	48.30	54.00	-5.70	AVG
2	5460.000	47.87	0.51	48.38	54.00	-5.62	AVG

Note:1.Result (dBuV/m) = Correct Factor (dB/m) + Reading(dBuV).

2.Correction factor (dB/m) = Antenna Factor (dB/m) + Cable loss (dB) – Pre-Amplifier gain (dB).

3.When the peak results are less than average limit, so not need to evaluate the average.

Standard:	FCC Part 15.407	Test Distance:	3 m
Test item:	Harmonic		
Mode:	Simultaneous Transmitting (Bluetooth + WLAN 2.4 +5 GHz + UWB)		
Ant.Polar.:	Horizontal		



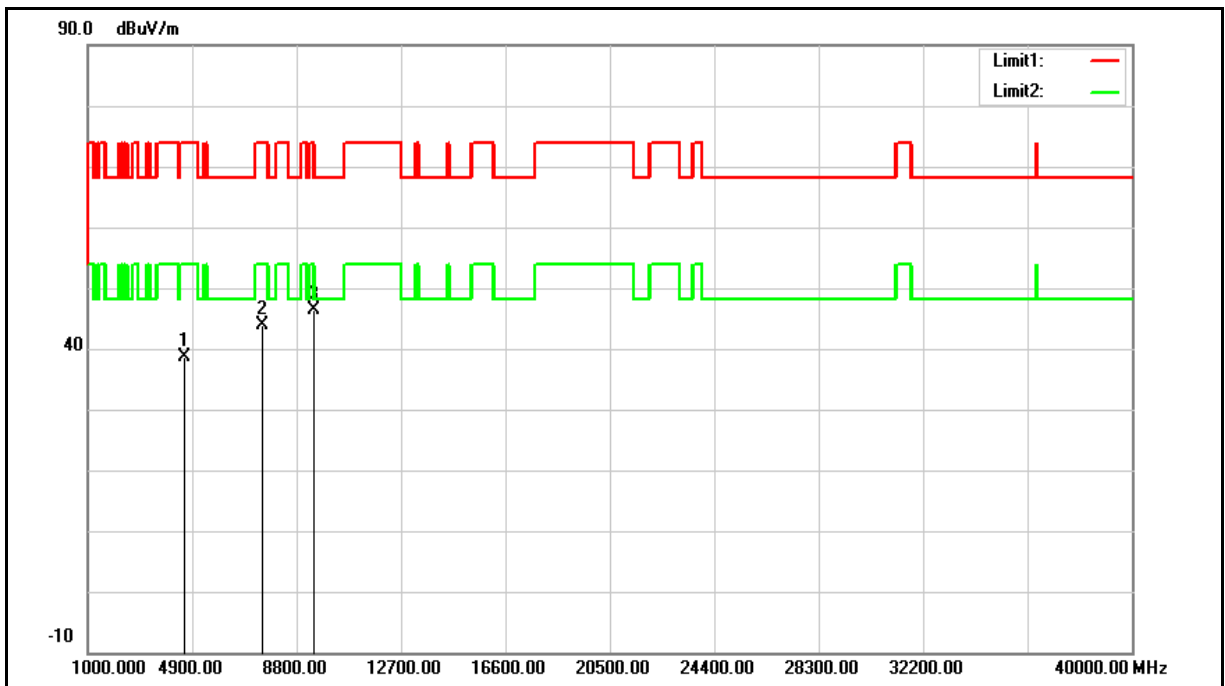
No.	Frequency (MHz)	Reading (dBuV)	Correct Factor (dB/m)	Result (dBuV/m)	Limit (dBuV/m)	Margin (dB)	Remark
1	4570.000	40.92	-1.85	39.07	74.00	-34.93	peak
2	8259.000	35.17	8.68	43.85	74.00	-30.15	peak
3	9449.000	33.95	12.16	46.11	74.00	-27.89	peak

Note:1.Result (dBuV/m) = Correct Factor (dB/m) + Reading(dBuV).

2.Correction factor (dB/m) = Antenna Factor (dB/m) + Cable loss (dB) – Pre-Amplifier gain (dB).

3.When the peak results are less than average limit, so not need to evaluate the average.

Standard:	FCC Part 15.407	Test Distance:	3 m
Test item:	Harmonic		
Mode:	Simultaneous Transmitting (Bluetooth + WLAN 2.4 +5 GHz + UWB)		
Ant.Polar.:	Vertical		



No.	Frequency (MHz)	Reading (dBuV)	Correct Factor (dB/m)	Result (dBuV/m)	Limit (dBuV/m)	Margin (dB)	Remark
1	4587.000	40.42	-1.80	38.62	74.00	-35.38	peak
2	7511.000	36.69	7.22	43.91	74.00	-30.09	peak
3	9398.000	34.48	11.96	46.44	74.00	-27.56	peak

Note:1.Result (dBuV/m) = Correct Factor (dB/m) + Reading(dBuV).

2.Correction factor (dB/m) = Antenna Factor (dB/m) + Cable loss (dB) – Pre-Amplifier gain (dB).

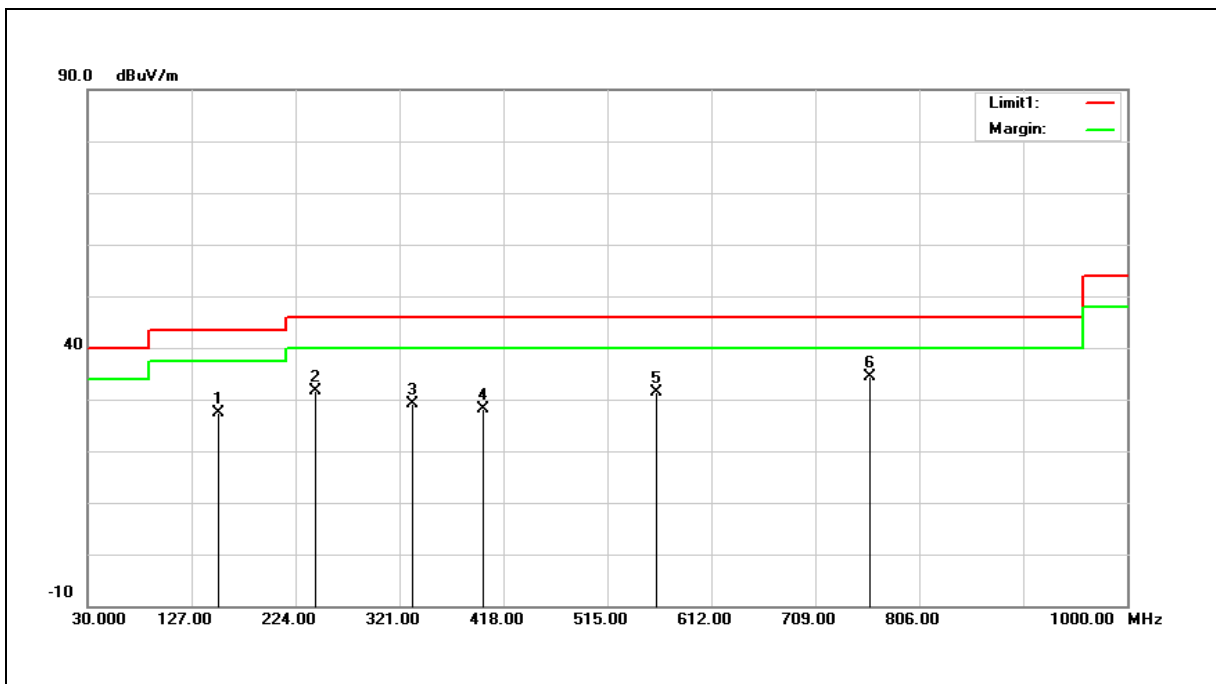
3.When the peak results are less than average limit, so not need to evaluate the average.

Low Band B1 & B2A 2X2_Beamforming on

Harmonic

Below 1 GHz

Standard:	FCC Part 15.407	Test Distance:	3 m
Test item:	Radiated Emission		
Frequency:	5260 MHz		
Mode:	802.11ax HE20		
Ant.Polar.:	Horizontal		



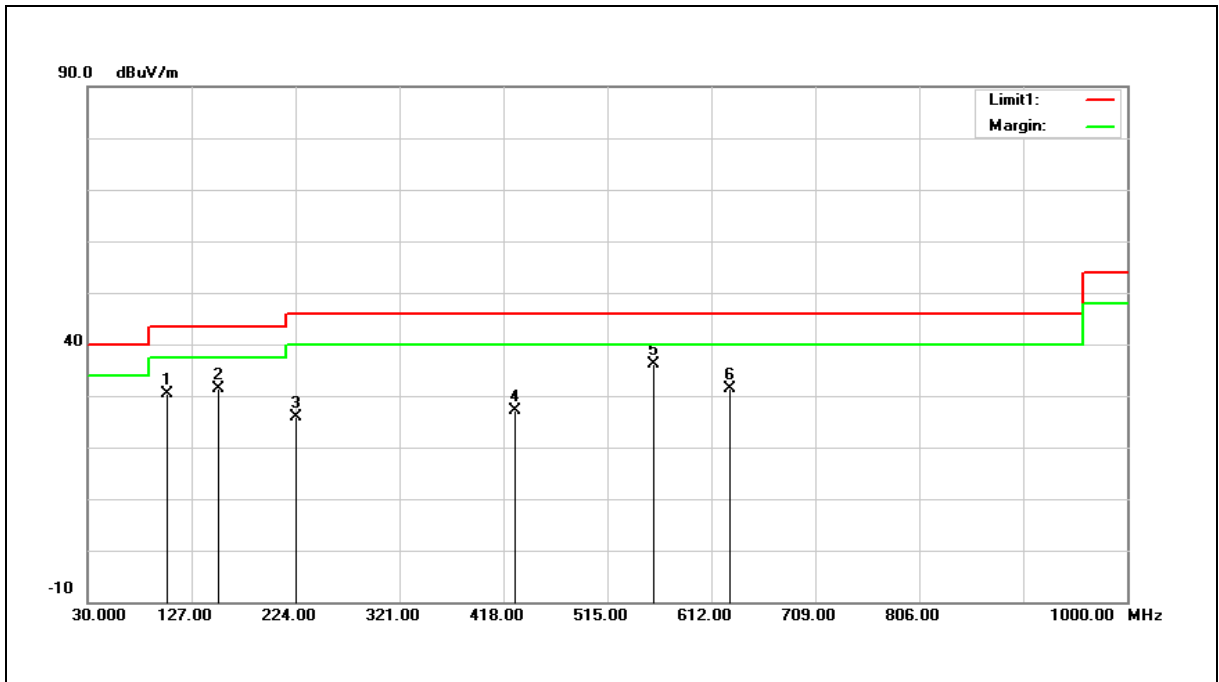
No.	Frequency (MHz)	Reading (dBuV)	Correct Factor (dB/m)	Result (dBuV/m)	Limit (dBuV/m)	Margin (dB)	Remark
1	152.2200	33.97	-6.52	27.45	43.50	-16.05	QP
2	242.4300	38.95	-7.40	31.55	46.00	-14.45	QP
3	332.6400	34.49	-5.27	29.22	46.00	-16.78	QP
4	399.5700	31.56	-3.39	28.17	46.00	-17.83	QP
5	560.5900	31.68	-0.31	31.37	46.00	-14.63	QP
6	760.4100	30.92	3.57	34.49	46.00	-11.51	QP

Note: 1.Result (dBuV/m) = Correct Factor (dB/m) + Reading(dBuV).

2.Correction factor (dB/m) = Antenna Factor (dB/m) + Cable loss (dB) – Pre-Amplifier gain (dB).

3.When the peak results are less than average limit, so not need to evaluate the average.

Standard:	FCC Part 15.407	Test Distance:	3 m
Test item:	Radiated Emission		
Frequency:	5260 MHz		
Mode:	802.11ax HE20		
Ant.Polar.:	Vertical		



No.	Frequency (MHz)	Reading (dBuV)	Correct Factor (dB/m)	Result (dBuV/m)	Limit (dBuV/m)	Margin (dB)	Remark
1	103.7200	41.70	-11.23	30.47	43.50	-13.03	QP
2	152.2200	37.90	-6.52	31.38	43.50	-12.12	QP
3	224.0000	34.34	-8.39	25.95	46.00	-20.05	QP
4	428.6700	29.96	-2.92	27.04	46.00	-18.96	QP
5	557.6800	36.54	-0.41	36.13	46.00	-9.87	QP
6	629.4600	30.07	1.31	31.38	46.00	-14.62	QP

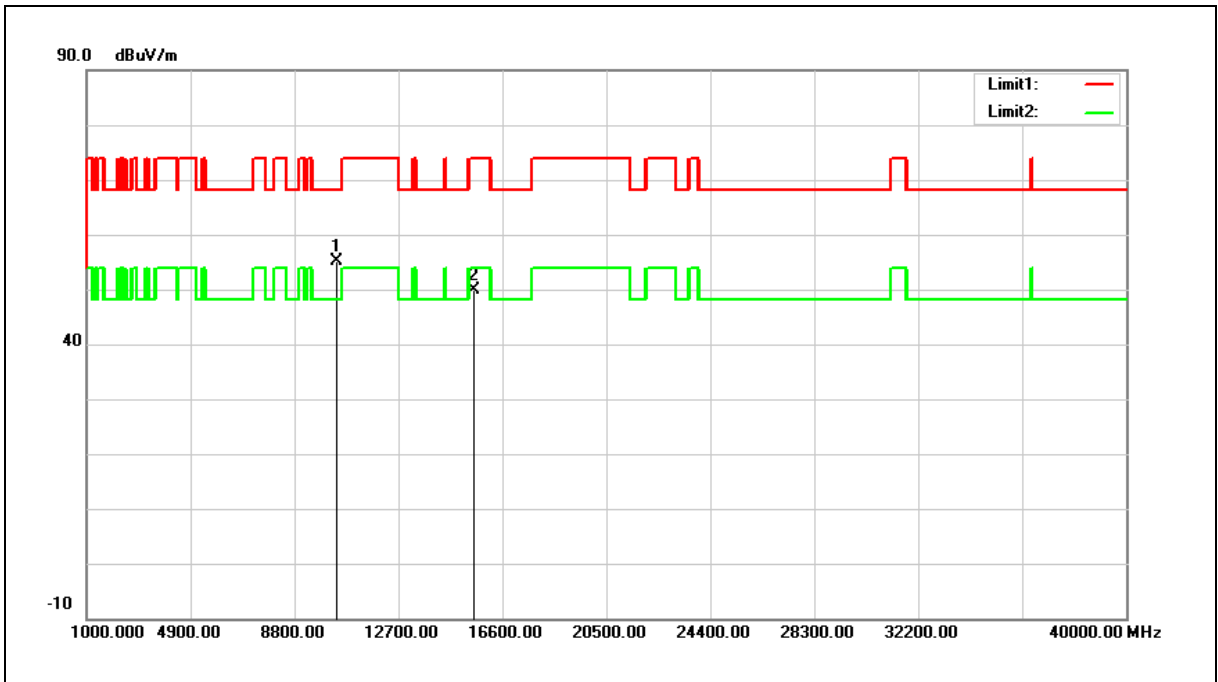
Note:1.Result (dBuV/m) = Correct Factor (dB/m) + Reading(dBuV).

2.Correction factor (dB/m) = Antenna Factor (dB/m) + Cable loss (dB) – Pre-Amplifier gain (dB).

3.When the peak results are less than average limit, so not need to evaluate the average.

Above 1 GHz

Standard:	FCC Part 15.407	Test Distance:	3 m
Test item:	Harmonic		
Frequency:	5180 MHz		
Mode:	802.11ax HE20		
Ant.Polar.:	Horizontal		



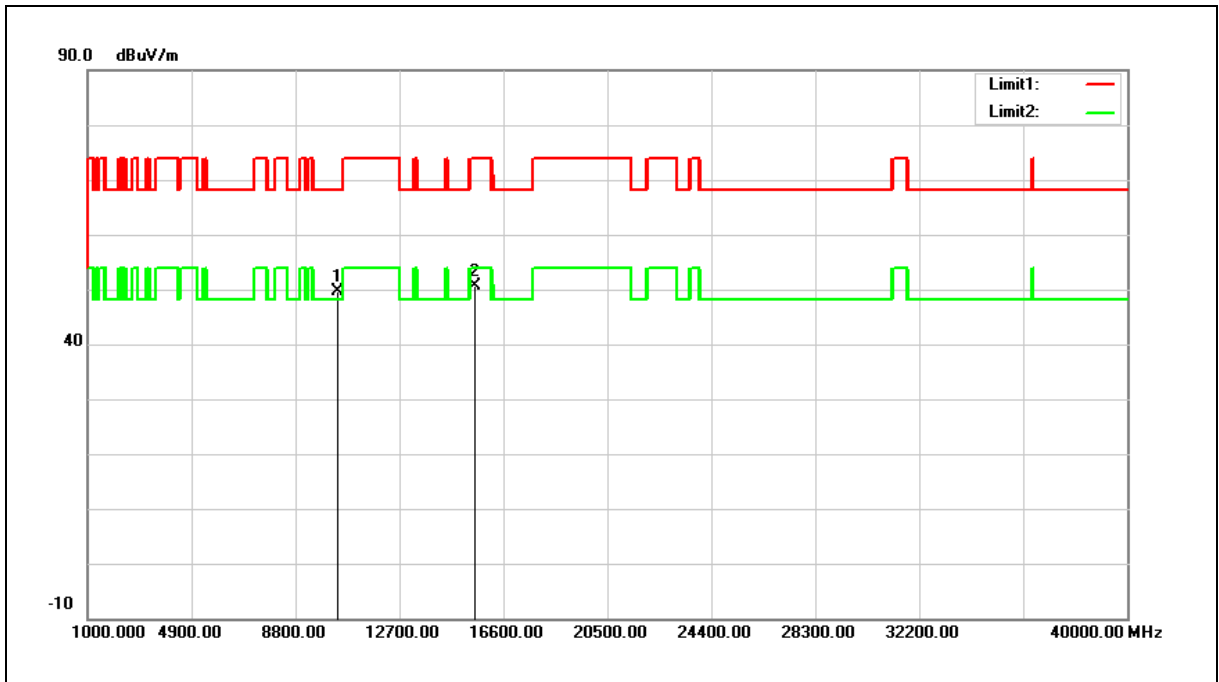
No.	Frequency (MHz)	Reading (dBuV)	Correct Factor (dB/m)	Result (dBuV/m)	Limit (dBuV/m)	Margin (dB)	Remark
1	10360.000	40.72	14.29	55.01	68.20	-13.19	peak
2	15540.000	32.90	16.86	49.76	74.00	-24.24	peak

Note:1.Result (dBuV/m) = Correct Factor (dB/m) + Reading(dBuV).

2.Correction factor (dB/m) = Antenna Factor (dB/m) + Cable loss (dB) – Pre-Amplifier gain (dB).

3.When the peak results are less than average limit, so not need to evaluate the average.

Standard:	FCC Part 15.407	Test Distance:	3 m
Test item:	Harmonic		
Frequency:	5180 MHz		
Mode:	802.11ax HE20		
Ant.Polar.:	Vertical		



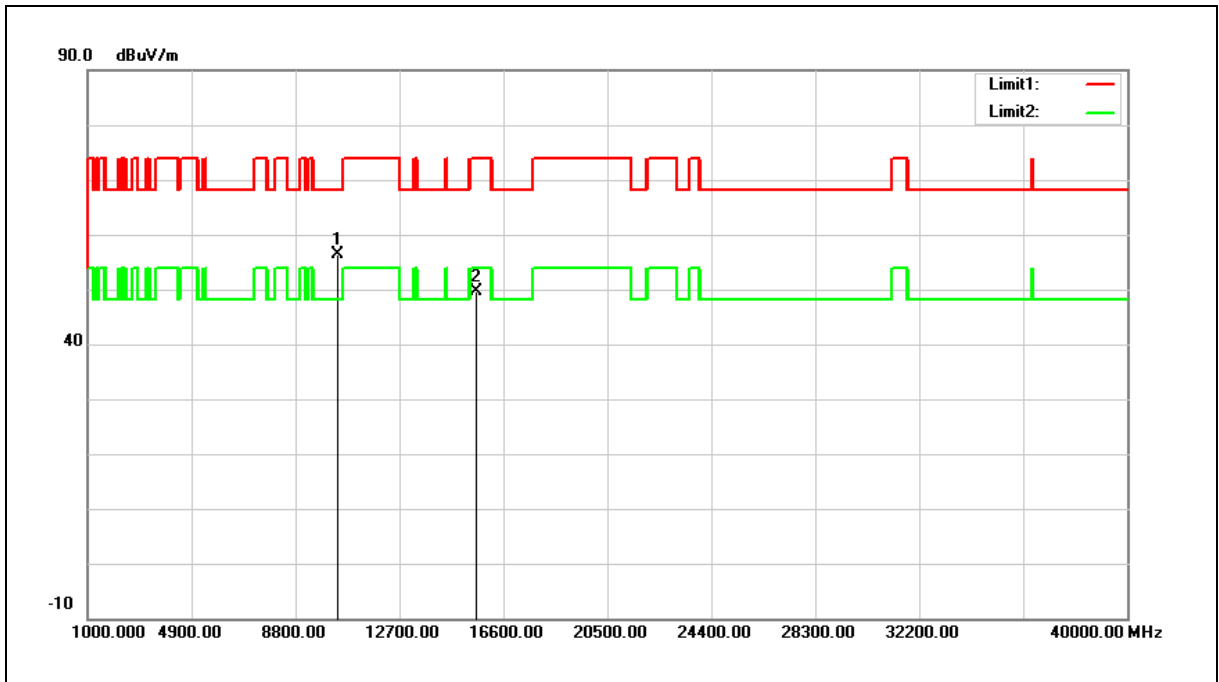
No.	Frequency (MHz)	Reading (dBuV)	Correct Factor (dB/m)	Result (dBuV/m)	Limit (dBuV/m)	Margin (dB)	Remark
1	10360.000	35.26	14.29	49.55	68.20	-18.65	peak
2	15540.000	33.86	16.86	50.72	74.00	-23.28	peak

Note:1.Result (dBuV/m) = Correct Factor (dB/m) + Reading(dBuV).

2.Correction factor (dB/m) = Antenna Factor (dB/m) + Cable loss (dB) – Pre-Amplifier gain (dB).

3.When the peak results are less than average limit, so not need to evaluate the average.

Standard:	FCC Part 15.407	Test Distance:	3 m
Test item:	Harmonic		
Frequency:	5200 MHz		
Mode:	802.11ax HE20		
Ant.Polar.:	Horizontal		



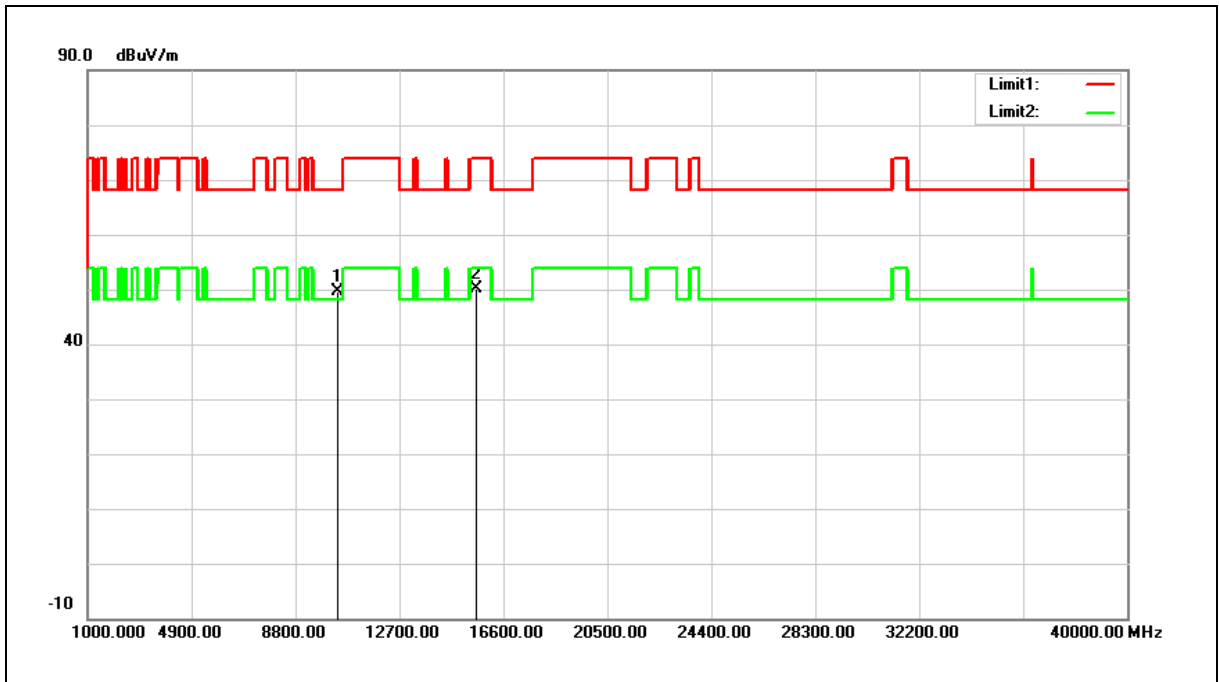
No.	Frequency (MHz)	Reading (dBuV)	Correct Factor (dB/m)	Result (dBuV/m)	Limit (dBuV/m)	Margin (dB)	Remark
1	10400.000	41.98	14.38	56.36	68.20	-11.84	peak
2	15600.000	32.90	16.65	49.55	74.00	-24.45	peak

Note:1.Result (dBuV/m) = Correct Factor (dB/m) + Reading(dBuV).

2.Correction factor (dB/m) = Antenna Factor (dB/m) + Cable loss (dB) – Pre-Amplifier gain (dB).

3.When the peak results are less than average limit, so not need to evaluate the average.

Standard:	FCC Part 15.407	Test Distance:	3 m
Test item:	Harmonic		
Frequency:	5200 MHz		
Mode:	802.11ax HE20		
Ant.Polar.:	Vertical		



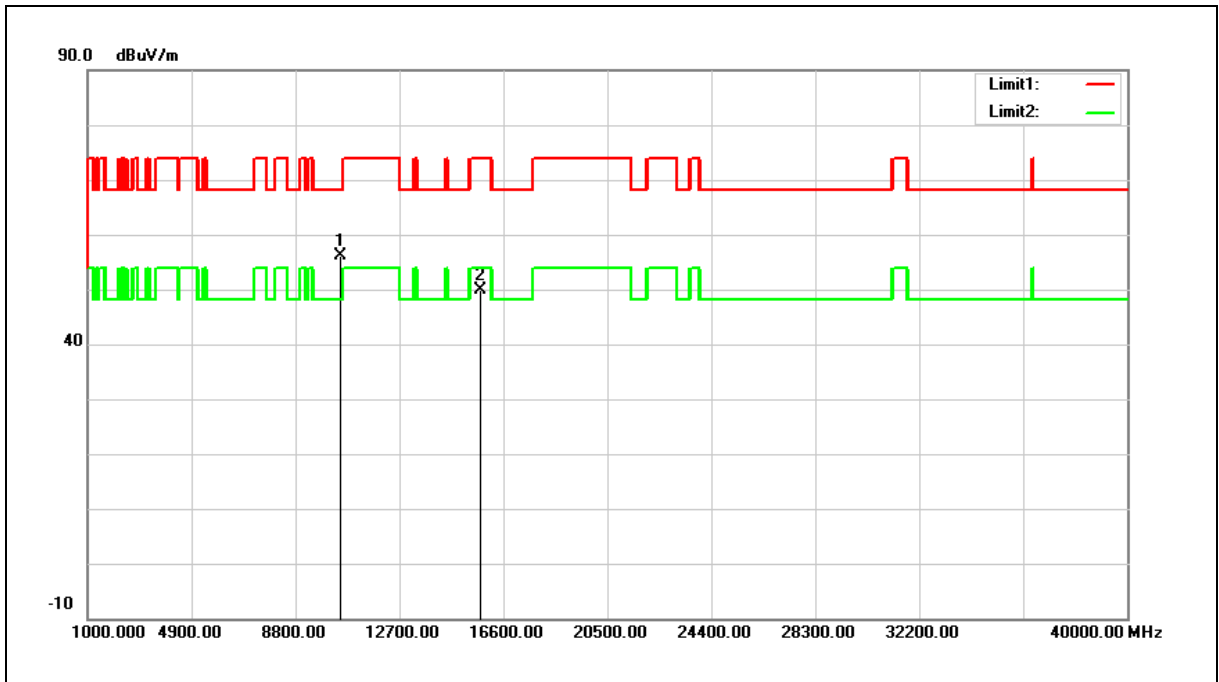
No.	Frequency (MHz)	Reading (dBuV)	Correct Factor (dB/m)	Result (dBuV/m)	Limit (dBuV/m)	Margin (dB)	Remark
1	10400.000	35.36	14.38	49.74	68.20	-18.46	peak
2	15600.000	33.40	16.65	50.05	74.00	-23.95	peak

Note:1.Result (dBuV/m) = Correct Factor (dB/m) + Reading(dBuV).

2.Correction factor (dB/m) = Antenna Factor (dB/m) + Cable loss (dB) – Pre-Amplifier gain (dB).

3.When the peak results are less than average limit, so not need to evaluate the average.

Standard:	FCC Part 15.407	Test Distance:	3 m
Test item:	Harmonic		
Frequency:	5240 MHz		
Mode:	802.11ax HE20		
Ant.Polar.:	Horizontal		



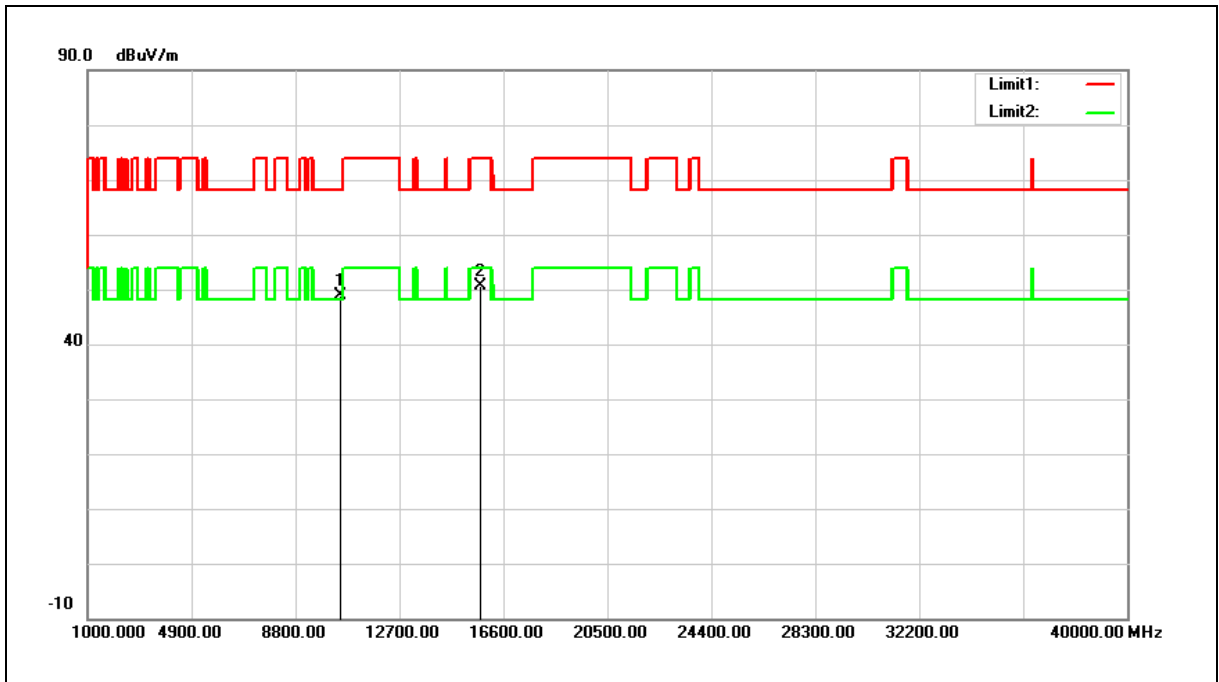
No.	Frequency (MHz)	Reading (dBuV)	Correct Factor (dB/m)	Result (dBuV/m)	Limit (dBuV/m)	Margin (dB)	Remark
1	10480.000	41.64	14.55	56.19	68.20	-12.01	peak
2	15720.000	33.56	16.24	49.80	74.00	-24.20	peak

Note:1.Result (dBuV/m) = Correct Factor (dB/m) + Reading(dBuV).

2.Correction factor (dB/m) = Antenna Factor (dB/m) + Cable loss (dB) – Pre-Amplifier gain (dB).

3.When the peak results are less than average limit, so not need to evaluate the average.

Standard:	FCC Part 15.407	Test Distance:	3 m
Test item:	Harmonic		
Frequency:	5240 MHz		
Mode:	802.11ax HE20		
Ant.Polar.:	Vertical		



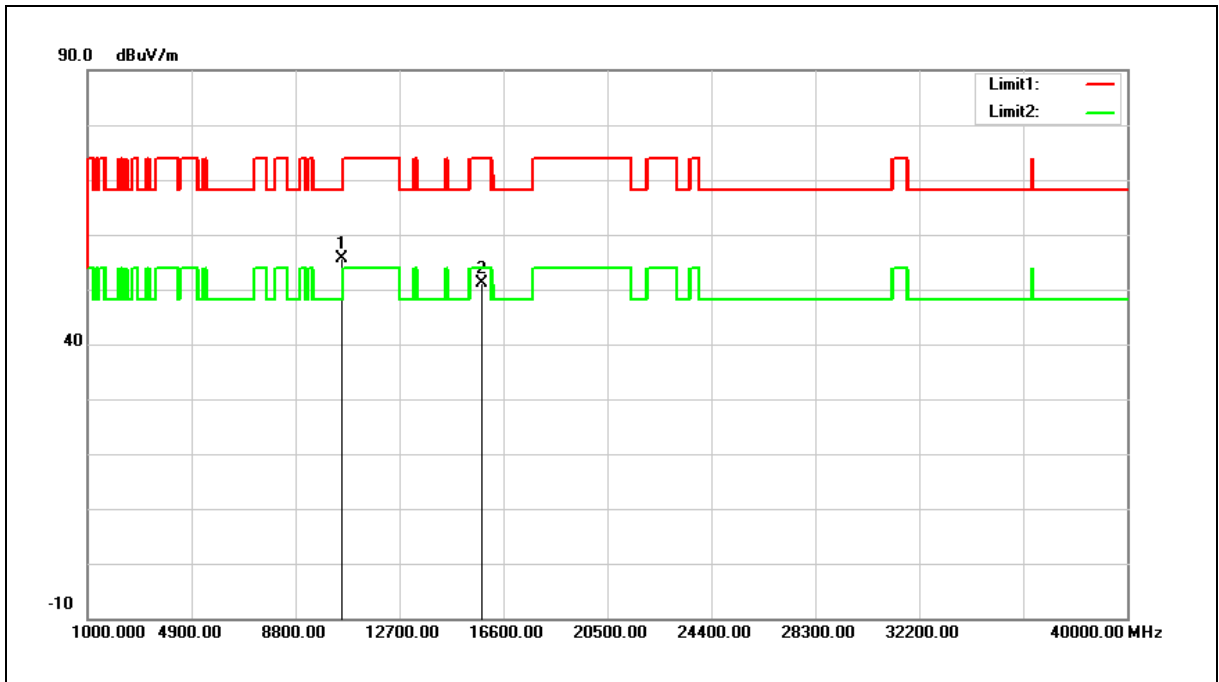
No.	Frequency (MHz)	Reading (dBuV)	Correct Factor (dB/m)	Result (dBuV/m)	Limit (dBuV/m)	Margin (dB)	Remark
1	10480.000	34.33	14.55	48.88	68.20	-19.32	peak
2	15720.000	34.30	16.24	50.54	74.00	-23.46	peak

Note:1.Result (dBuV/m) = Correct Factor (dB/m) + Reading(dBuV).

2.Correction factor (dB/m) = Antenna Factor (dB/m) + Cable loss (dB) – Pre-Amplifier gain (dB).

3.When the peak results are less than average limit, so not need to evaluate the average.

Standard:	FCC Part 15.407	Test Distance:	3 m
Test item:	Harmonic		
Frequency:	5260 MHz		
Mode:	802.11ax HE20		
Ant.Polar.:	Horizontal		



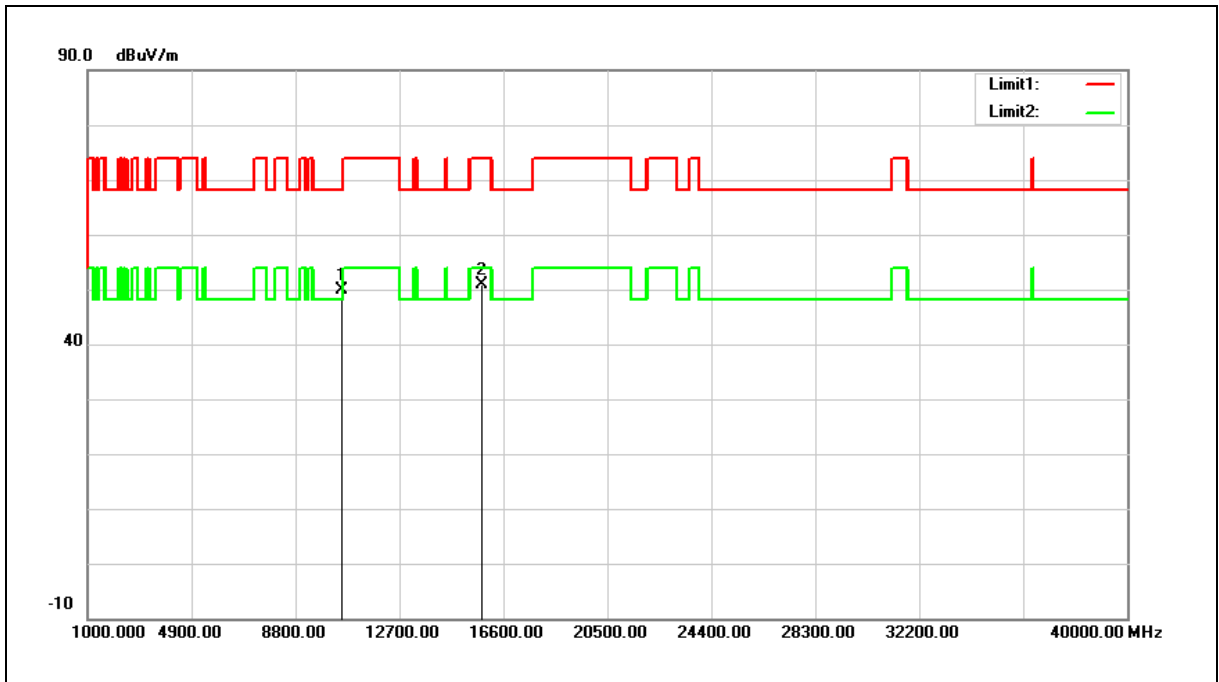
No.	Frequency (MHz)	Reading (dBuV)	Correct Factor (dB/m)	Result (dBuV/m)	Limit (dBuV/m)	Margin (dB)	Remark
1	10520.000	40.93	14.59	55.52	68.20	-12.68	peak
2	15780.000	35.00	16.06	51.06	74.00	-22.94	peak

Note:1.Result (dBuV/m) = Correct Factor (dB/m) + Reading(dBuV).

2.Correction factor (dB/m) = Antenna Factor (dB/m) + Cable loss (dB) – Pre-Amplifier gain (dB).

3.When the peak results are less than average limit, so not need to evaluate the average.

Standard:	FCC Part 15.407	Test Distance:	3 m
Test item:	Harmonic		
Frequency:	5260 MHz		
Mode:	802.11ax HE20		
Ant.Polar.:	Vertical		



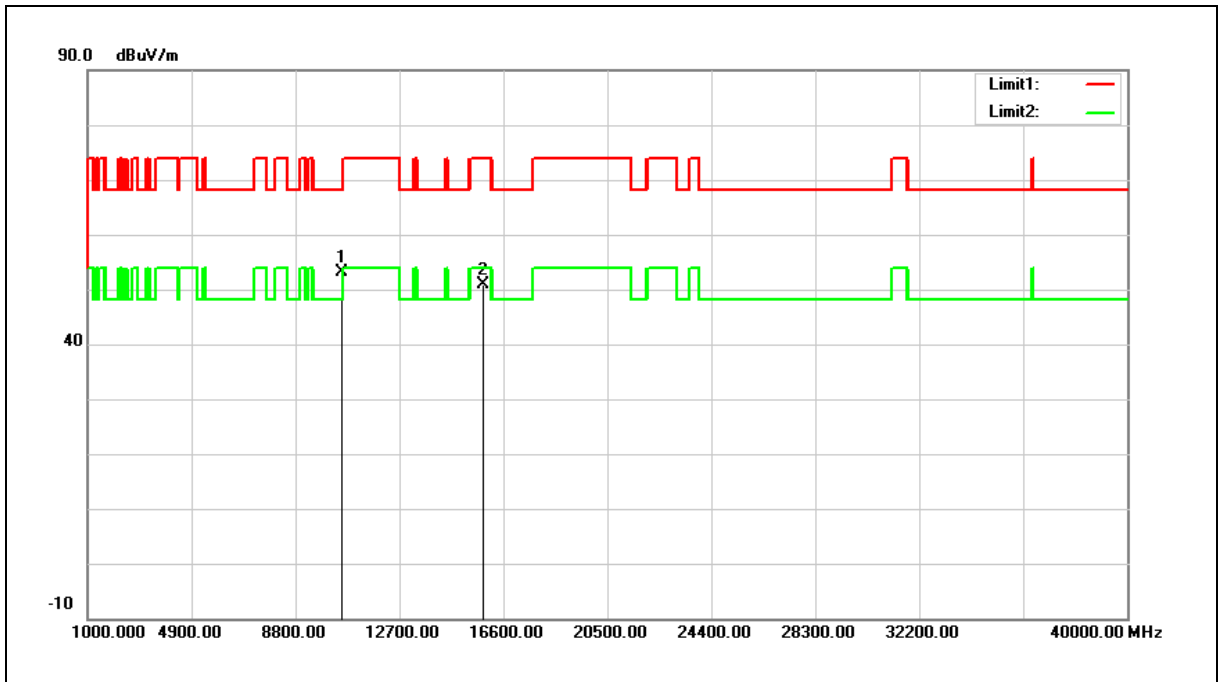
No.	Frequency (MHz)	Reading (dBuV)	Correct Factor (dB/m)	Result (dBuV/m)	Limit (dBuV/m)	Margin (dB)	Remark
1	10520.000	35.27	14.59	49.86	68.20	-18.34	peak
2	15780.000	34.89	16.06	50.95	74.00	-23.05	peak

Note:1.Result (dBuV/m) = Correct Factor (dB/m) + Reading(dBuV).

2.Correction factor (dB/m) = Antenna Factor (dB/m) + Cable loss (dB) – Pre-Amplifier gain (dB).

3.When the peak results are less than average limit, so not need to evaluate the average.

Standard:	FCC Part 15.407	Test Distance:	3 m
Test item:	Harmonic		
Frequency:	5280 MHz		
Mode:	802.11ax HE20		
Ant.Polar.:	Horizontal		



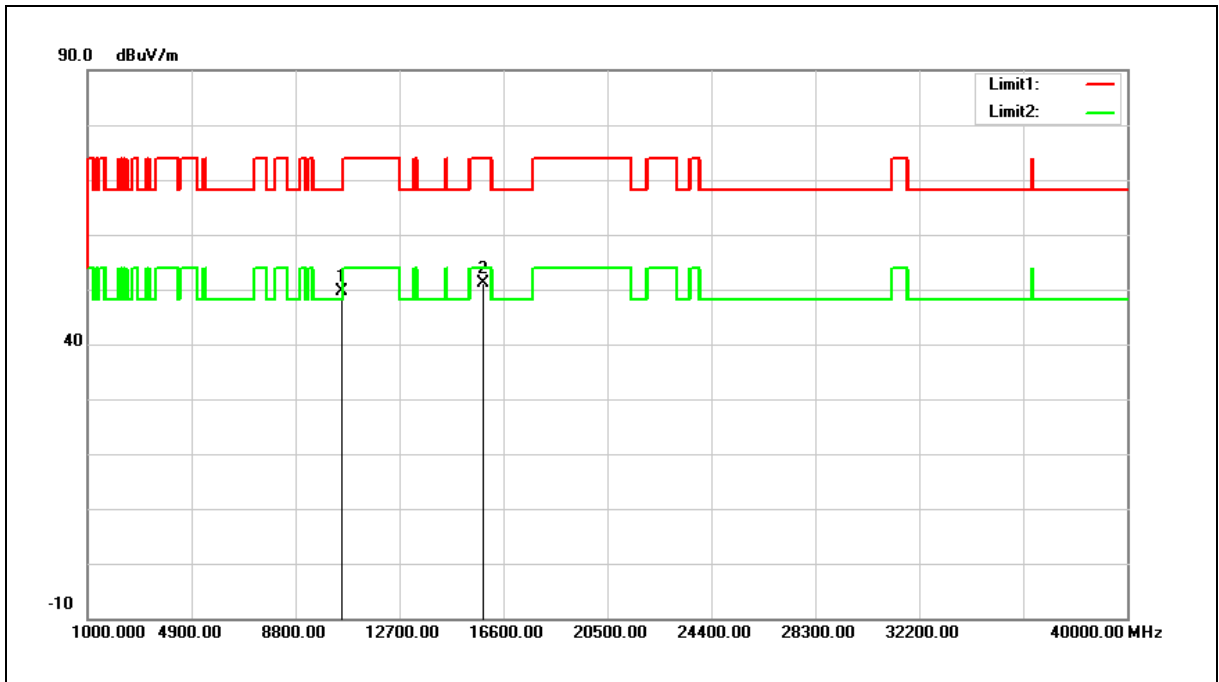
No.	Frequency (MHz)	Reading (dBuV)	Correct Factor (dB/m)	Result (dBuV/m)	Limit (dBuV/m)	Margin (dB)	Remark
1	10560.000	38.58	14.58	53.16	68.20	-15.04	peak
2	15840.000	34.91	15.85	50.76	74.00	-23.24	peak

Note:1.Result (dBuV/m) = Correct Factor (dB/m) + Reading(dBuV).

2.Correction factor (dB/m) = Antenna Factor (dB/m) + Cable loss (dB) – Pre-Amplifier gain (dB).

3.When the peak results are less than average limit, so not need to evaluate the average.

Standard:	FCC Part 15.407	Test Distance:	3 m
Test item:	Harmonic		
Frequency:	5280 MHz		
Mode:	802.11ax HE20		
Ant.Polar.:	Vertical		



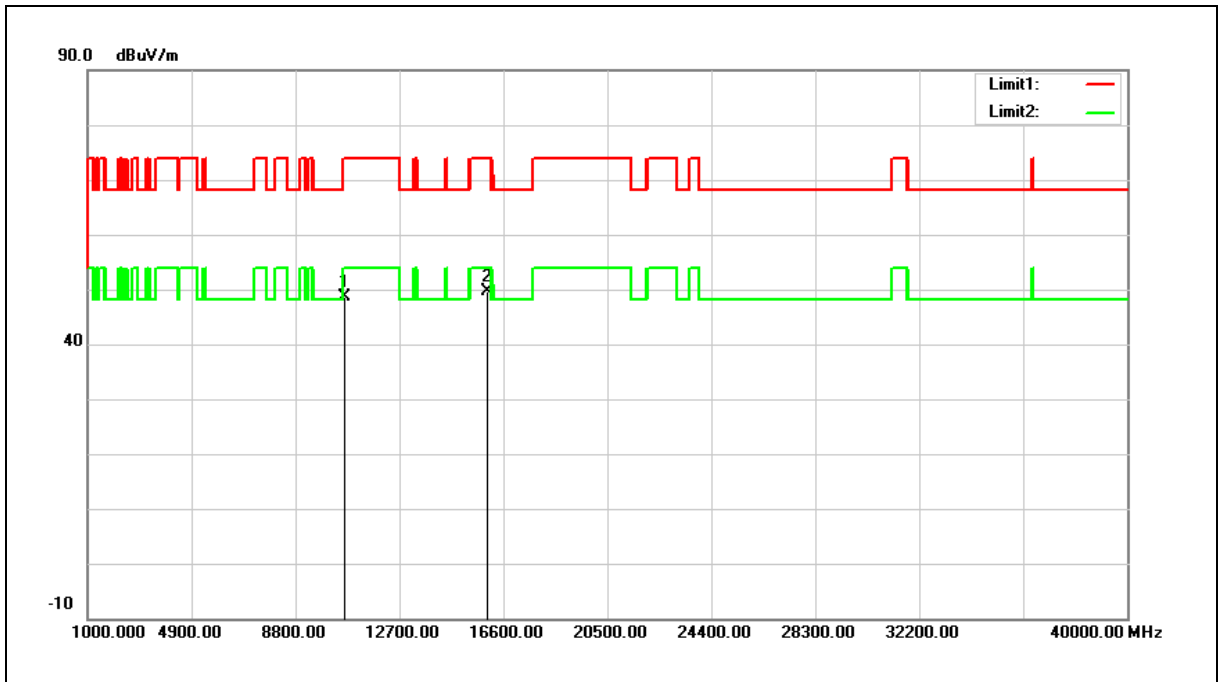
No.	Frequency (MHz)	Reading (dBuV)	Correct Factor (dB/m)	Result (dBuV/m)	Limit (dBuV/m)	Margin (dB)	Remark
1	10560.000	35.10	14.58	49.68	68.20	-18.52	peak
2	15840.000	35.19	15.85	51.04	74.00	-22.96	peak

Note:1.Result (dBuV/m) = Correct Factor (dB/m) + Reading(dBuV).

2.Correction factor (dB/m) = Antenna Factor (dB/m) + Cable loss (dB) – Pre-Amplifier gain (dB).

3.When the peak results are less than average limit, so not need to evaluate the average.

Standard:	FCC Part 15.407	Test Distance:	3 m
Test item:	Harmonic		
Frequency:	5320 MHz		
Mode:	802.11ax HE20		
Ant.Polar.:	Horizontal		



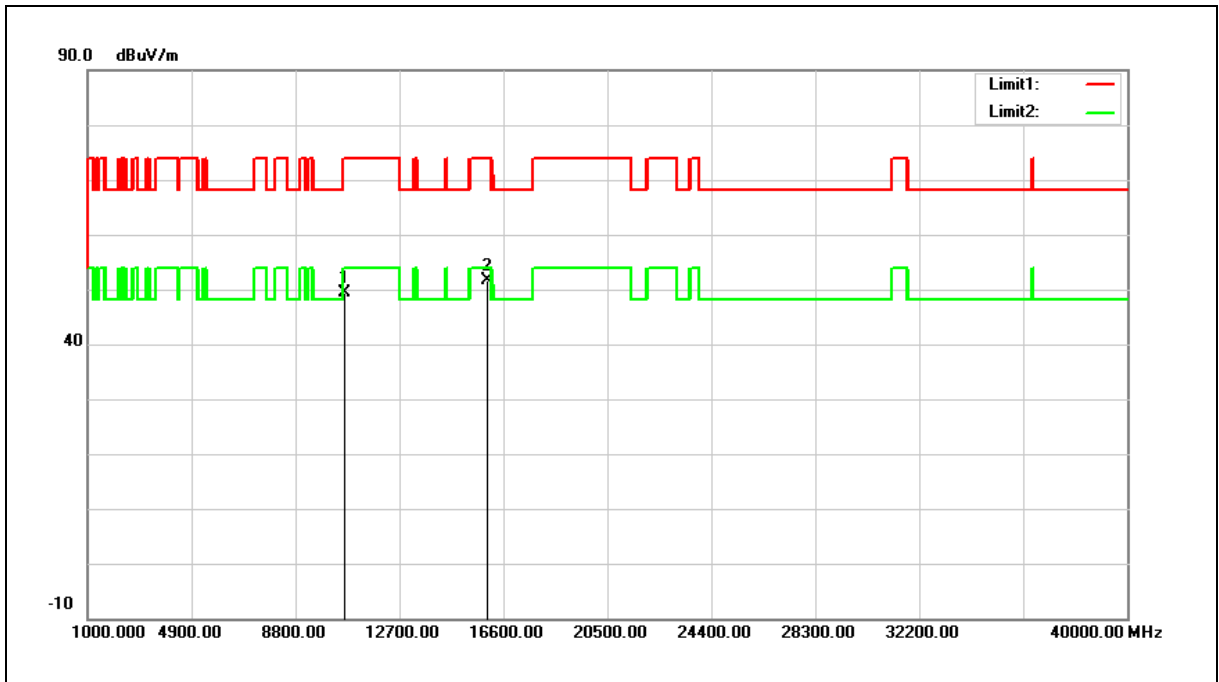
No.	Frequency (MHz)	Reading (dBuV)	Correct Factor (dB/m)	Result (dBuV/m)	Limit (dBuV/m)	Margin (dB)	Remark
1	10640.000	33.98	14.56	48.54	74.00	-25.46	peak
2	15960.000	34.29	15.44	49.73	74.00	-24.27	peak

Note:1.Result (dBuV/m) = Correct Factor (dB/m) + Reading(dBuV).

2.Correction factor (dB/m) = Antenna Factor (dB/m) + Cable loss (dB) – Pre-Amplifier gain (dB).

3.When the peak results are less than average limit, so not need to evaluate the average.

Standard:	FCC Part 15.407	Test Distance:	3 m
Test item:	Harmonic		
Frequency:	5320 MHz		
Mode:	802.11ax HE20		
Ant.Polar.:	Vertical		



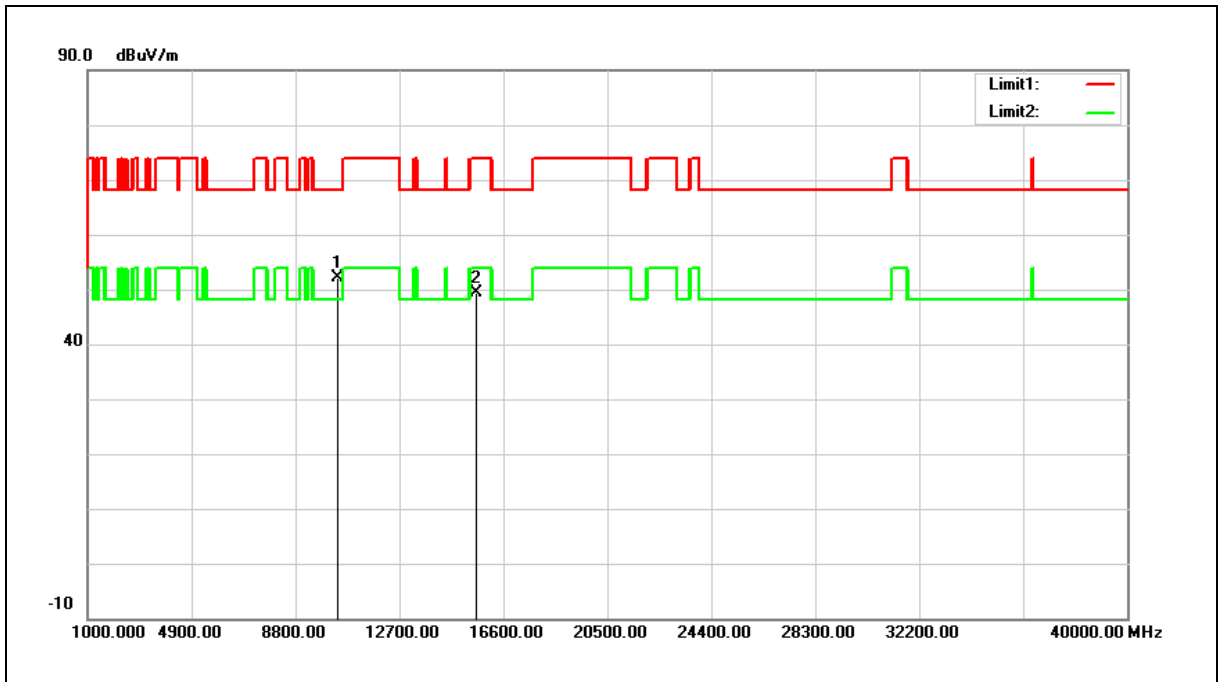
No.	Frequency (MHz)	Reading (dBuV)	Correct Factor (dB/m)	Result (dBuV/m)	Limit (dBuV/m)	Margin (dB)	Remark
1	10640.000	34.70	14.56	49.26	74.00	-24.74	peak
2	15960.000	36.07	15.44	51.51	74.00	-22.49	peak

Note:1.Result (dBuV/m) = Correct Factor (dB/m) + Reading(dBuV).

2.Correction factor (dB/m) = Antenna Factor (dB/m) + Cable loss (dB) – Pre-Amplifier gain (dB).

3.When the peak results are less than average limit, so not need to evaluate the average.

Standard:	FCC Part 15.407	Test Distance:	3 m
Test item:	Harmonic		
Frequency:	5190 MHz		
Mode:	802.11ax HE20		
Ant.Polar.:	Horizontal		



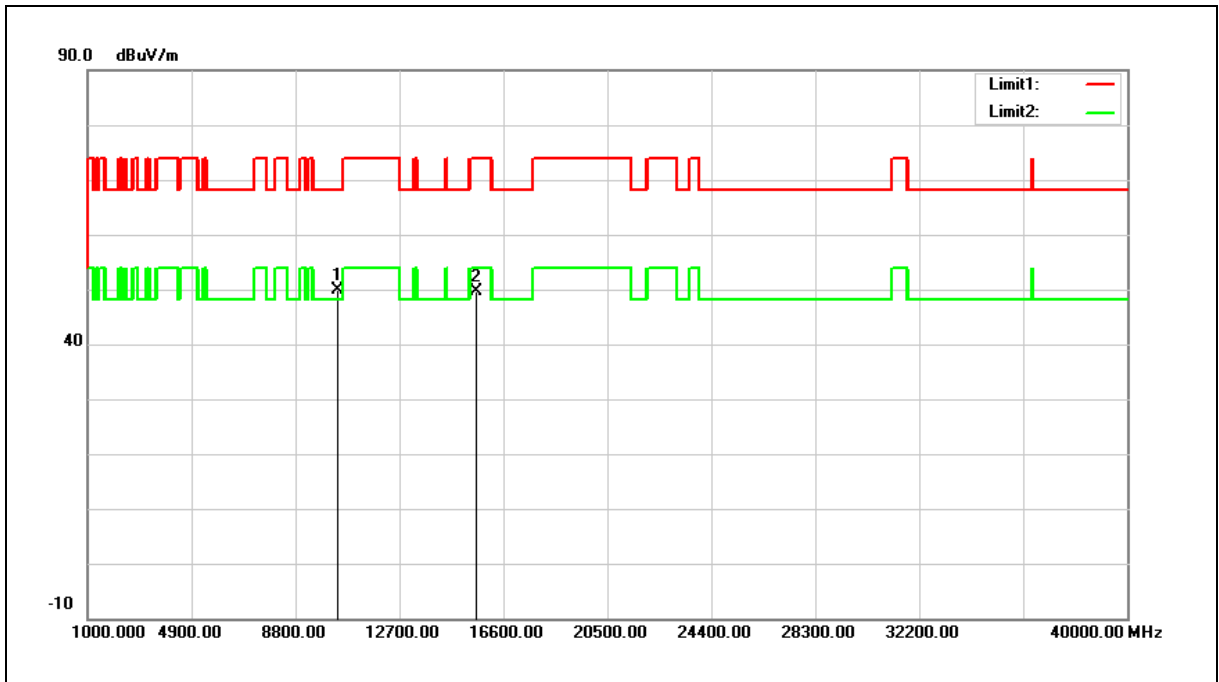
No.	Frequency (MHz)	Reading (dBuV)	Correct Factor (dB/m)	Result (dBuV/m)	Limit (dBuV/m)	Margin (dB)	Remark
1	10380.000	37.76	14.35	52.11	68.20	-16.09	peak
2	15570.000	32.54	16.75	49.29	74.00	-24.71	peak

Note:1.Result (dBuV/m) = Correct Factor (dB/m) + Reading(dBuV).

2.Correction factor (dB/m) = Antenna Factor (dB/m) + Cable loss (dB) – Pre-Amplifier gain (dB).

3.When the peak results are less than average limit, so not need to evaluate the average.

Standard:	FCC Part 15.407	Test Distance:	3 m
Test item:	Harmonic		
Frequency:	5190 MHz		
Mode:	802.11ax HE40		
Ant.Polar.:	Vertical		



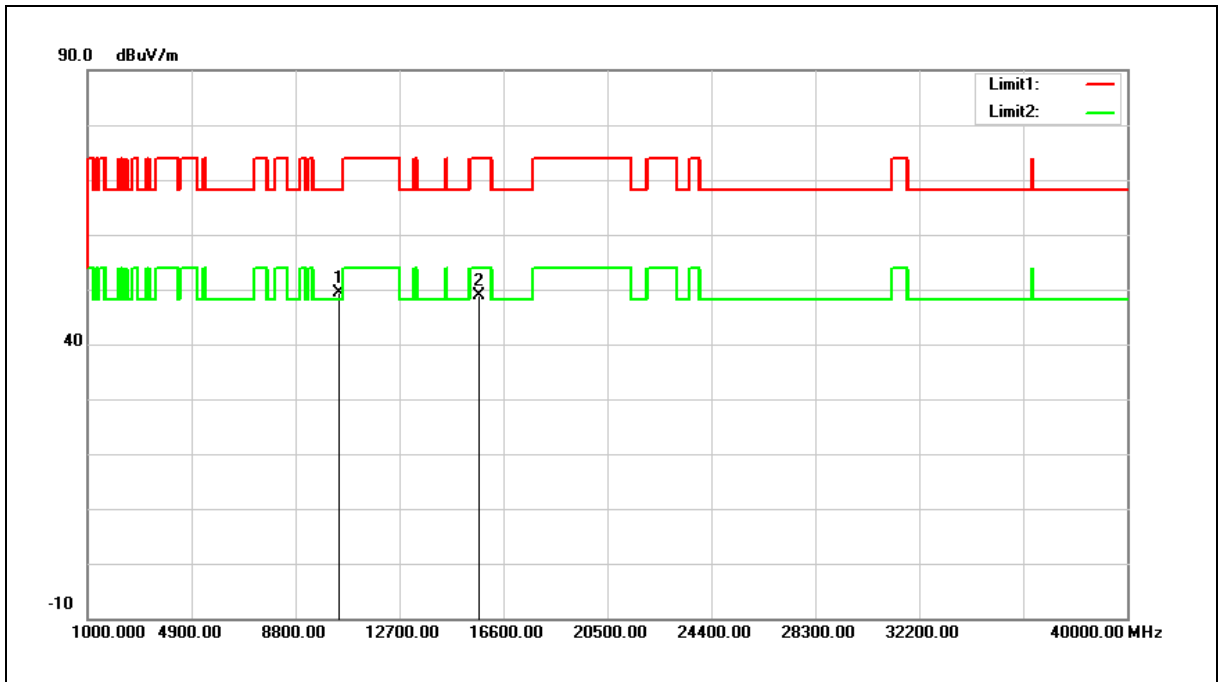
No.	Frequency (MHz)	Reading (dBuV)	Correct Factor (dB/m)	Result (dBuV/m)	Limit (dBuV/m)	Margin (dB)	Remark
1	10380.000	35.47	14.35	49.82	68.20	-18.38	peak
2	15570.000	32.76	16.75	49.51	74.00	-24.49	peak

Note:1.Result (dBuV/m) = Correct Factor (dB/m) + Reading(dBuV).

2.Correction factor (dB/m) = Antenna Factor (dB/m) + Cable loss (dB) – Pre-Amplifier gain (dB).

3.When the peak results are less than average limit, so not need to evaluate the average.

Standard:	FCC Part 15.407	Test Distance:	3 m
Test item:	Harmonic		
Frequency:	5230 MHz		
Mode:	802.11ax HE40		
Ant.Polar.:	Horizontal		



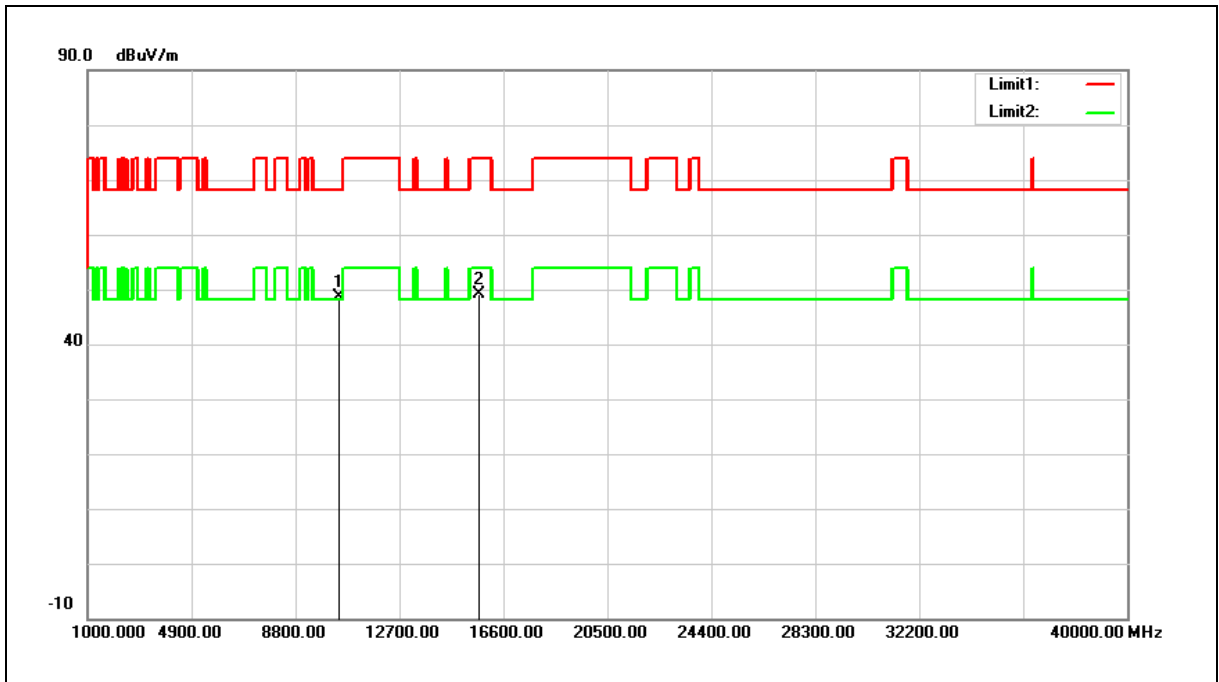
No.	Frequency (MHz)	Reading (dBuV)	Correct Factor (dB/m)	Result (dBuV/m)	Limit (dBuV/m)	Margin (dB)	Remark
1	10460.000	34.93	14.51	49.44	68.20	-18.76	peak
2	15690.000	32.63	16.35	48.98	74.00	-25.02	peak

Note:1.Result (dBuV/m) = Correct Factor (dB/m) + Reading(dBuV).

2.Correction factor (dB/m) = Antenna Factor (dB/m) + Cable loss (dB) – Pre-Amplifier gain (dB).

3.When the peak results are less than average limit, so not need to evaluate the average.

Standard:	FCC Part 15.407	Test Distance:	3 m
Test item:	Harmonic		
Frequency:	5230 MHz		
Mode:	802.11ax HE40		
Ant.Polar.:	Vertical		



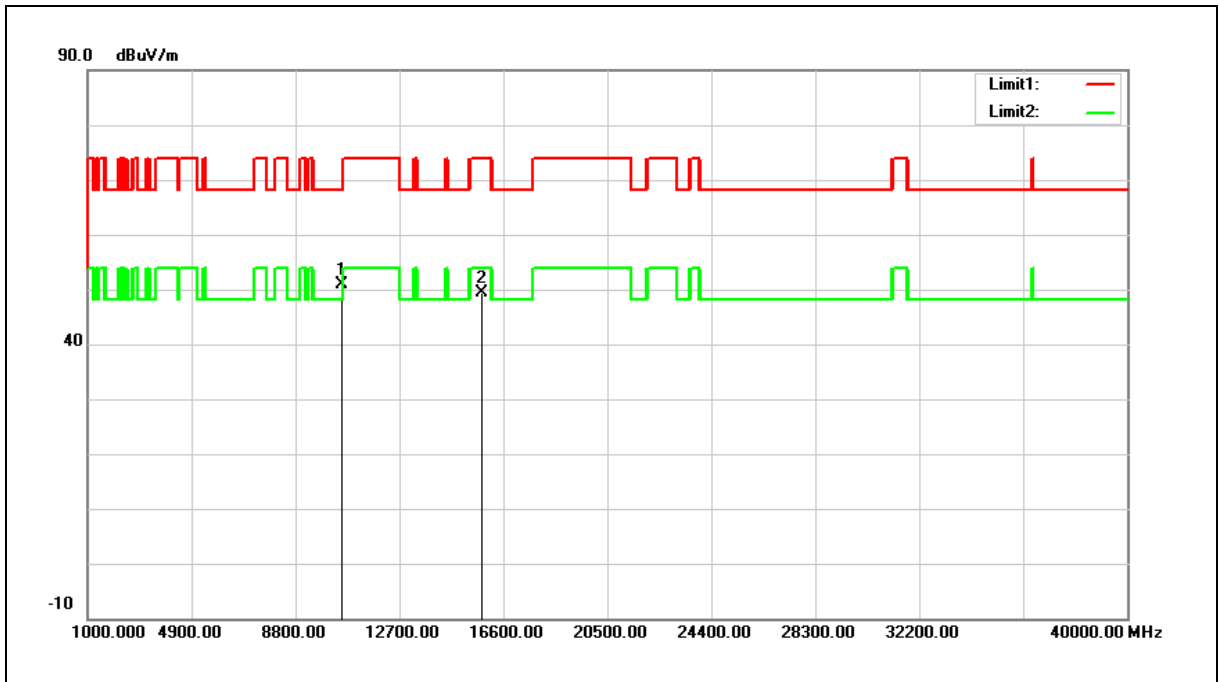
No.	Frequency (MHz)	Reading (dBuV)	Correct Factor (dB/m)	Result (dBuV/m)	Limit (dBuV/m)	Margin (dB)	Remark
1	10460.000	34.15	14.51	48.66	68.20	-19.54	peak
2	15690.000	32.80	16.35	49.15	74.00	-24.85	peak

Note:1.Result (dBuV/m) = Correct Factor (dB/m) + Reading(dBuV).

2.Correction factor (dB/m) = Antenna Factor (dB/m) + Cable loss (dB) – Pre-Amplifier gain (dB).

3.When the peak results are less than average limit, so not need to evaluate the average.

Standard:	FCC Part 15.407	Test Distance:	3 m
Test item:	Harmonic		
Frequency:	5270 MHz		
Mode:	802.11ax HE40		
Ant.Polar.:	Horizontal		



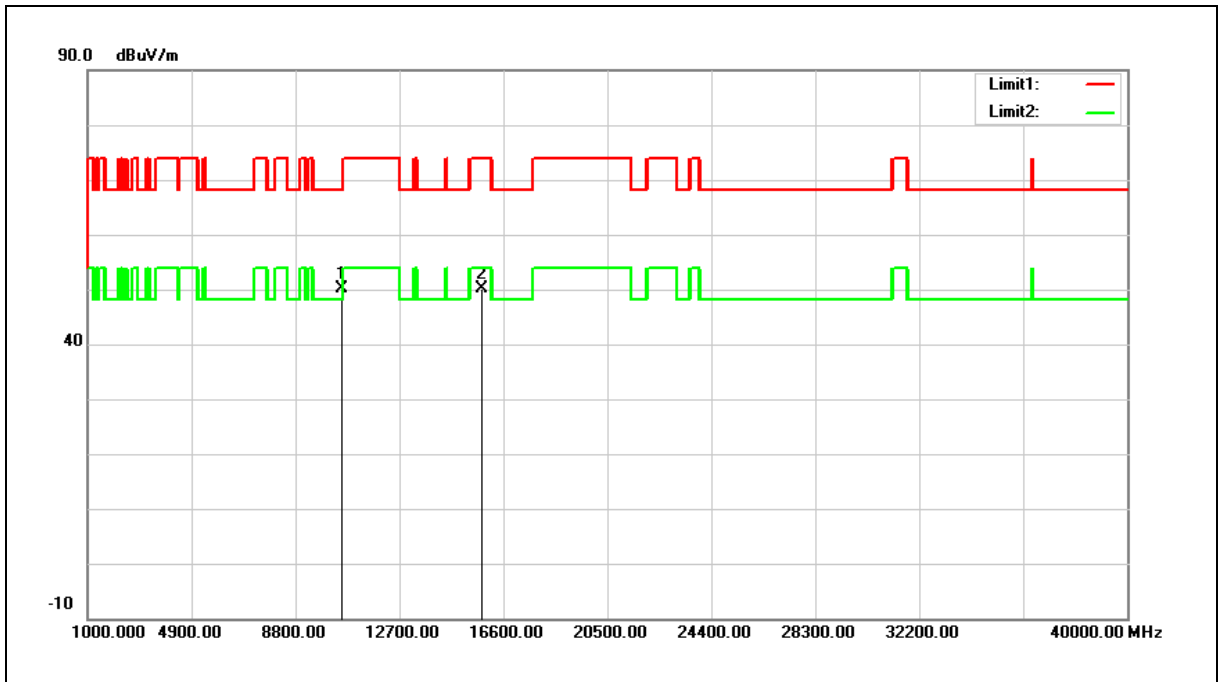
No.	Frequency (MHz)	Reading (dBuV)	Correct Factor (dB/m)	Result (dBuV/m)	Limit (dBuV/m)	Margin (dB)	Remark
1	10540.000	36.38	14.58	50.96	68.20	-17.24	peak
2	15810.000	33.47	15.95	49.42	74.00	-24.58	peak

Note:1.Result (dBuV/m) = Correct Factor (dB/m) + Reading(dBuV).

2.Correction factor (dB/m) = Antenna Factor (dB/m) + Cable loss (dB) – Pre-Amplifier gain (dB).

3.When the peak results are less than average limit, so not need to evaluate the average.

Standard:	FCC Part 15.407	Test Distance:	3 m
Test item:	Harmonic		
Frequency:	5270 MHz		
Mode:	802.11ax HE40		
Ant.Polar.:	Vertical		



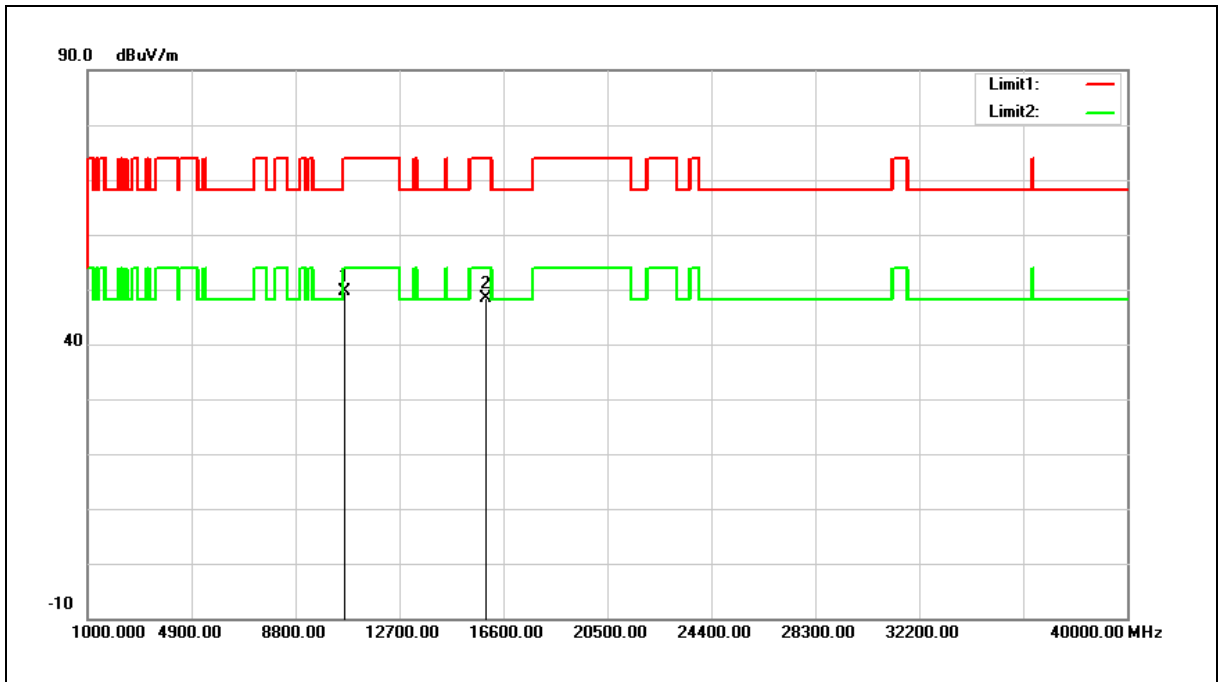
No.	Frequency (MHz)	Reading (dBuV)	Correct Factor (dB/m)	Result (dBuV/m)	Limit (dBuV/m)	Margin (dB)	Remark
1	10540.000	35.46	14.58	50.04	68.20	-18.16	peak
2	15810.000	34.25	15.95	50.20	74.00	-23.80	peak

Note:1.Result (dBuV/m) = Correct Factor (dB/m) + Reading(dBuV).

2.Correction factor (dB/m) = Antenna Factor (dB/m) + Cable loss (dB) – Pre-Amplifier gain (dB).

3.When the peak results are less than average limit, so not need to evaluate the average.

Standard:	FCC Part 15.407	Test Distance:	3 m
Test item:	Harmonic		
Frequency:	5310 MHz		
Mode:	802.11ax HE40		
Ant.Polar.:	Horizontal		



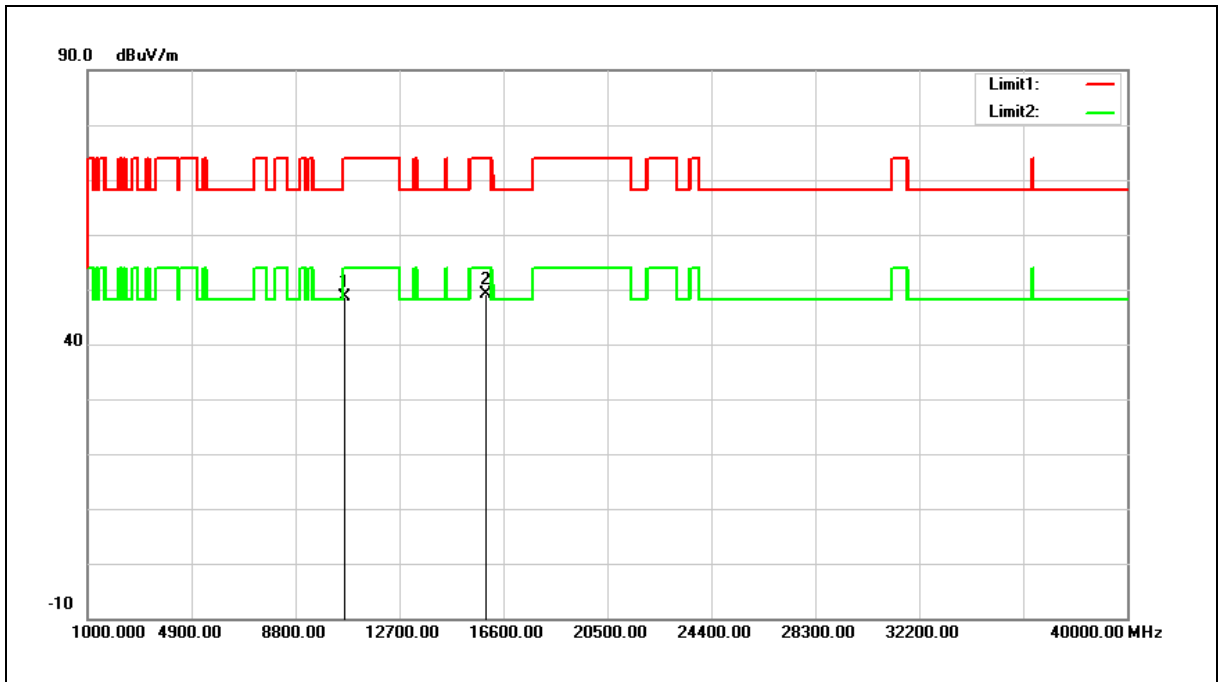
No.	Frequency (MHz)	Reading (dBuV)	Correct Factor (dB/m)	Result (dBuV/m)	Limit (dBuV/m)	Margin (dB)	Remark
1	10620.000	34.97	14.56	49.53	74.00	-24.47	peak
2	15930.000	32.90	15.55	48.45	74.00	-25.55	peak

Note:1.Result (dBuV/m) = Correct Factor (dB/m) + Reading(dBuV).

2.Correction factor (dB/m) = Antenna Factor (dB/m) + Cable loss (dB) – Pre-Amplifier gain (dB).

3.When the peak results are less than average limit, so not need to evaluate the average.

Standard:	FCC Part 15.407	Test Distance:	3 m
Test item:	Harmonic		
Frequency:	5310 MHz		
Mode:	802.11ax HE40		
Ant.Polar.:	Vertical		



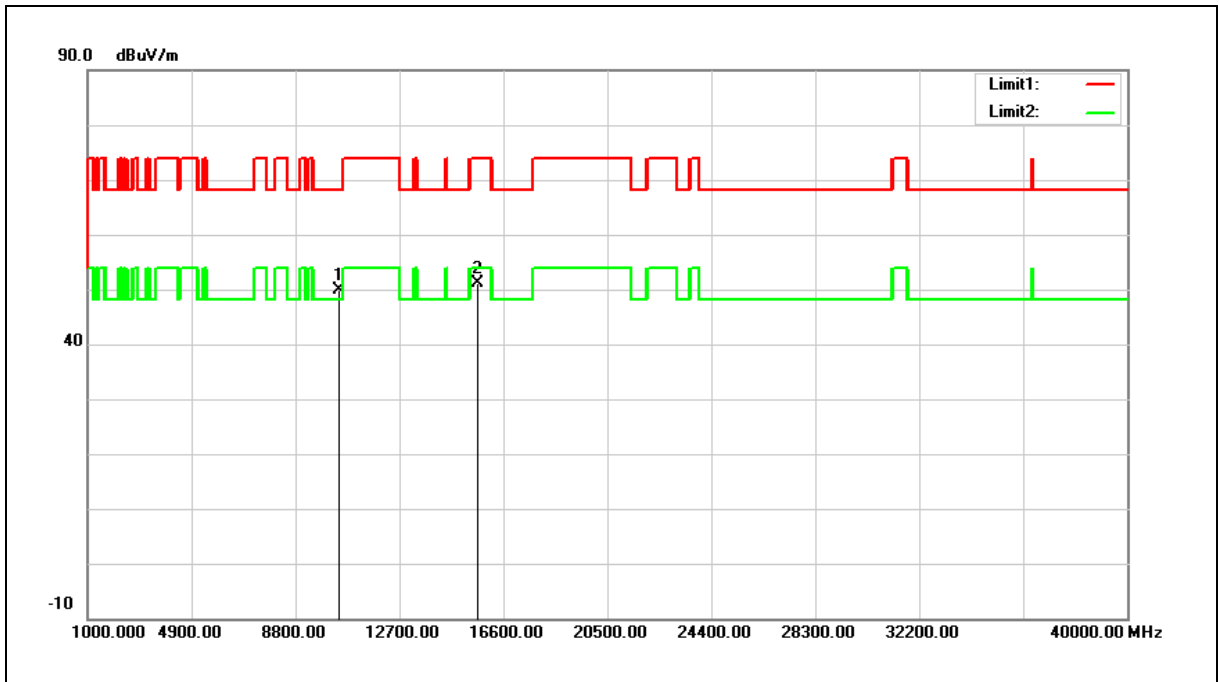
No.	Frequency (MHz)	Reading (dBuV)	Correct Factor (dB/m)	Result (dBuV/m)	Limit (dBuV/m)	Margin (dB)	Remark
1	10620.000	34.11	14.56	48.67	74.00	-25.33	peak
2	15930.000	33.64	15.55	49.19	74.00	-24.81	peak

Note:1.Result (dBuV/m) = Correct Factor (dB/m) + Reading(dBuV).

2.Correction factor (dB/m) = Antenna Factor (dB/m) + Cable loss (dB) – Pre-Amplifier gain (dB).

3.When the peak results are less than average limit, so not need to evaluate the average.

Standard:	FCC Part 15.407	Test Distance:	3 m
Test item:	Harmonic		
Frequency:	5210 MHz		
Mode:	802.11ax HE80		
Ant.Polar.:	Horizontal		



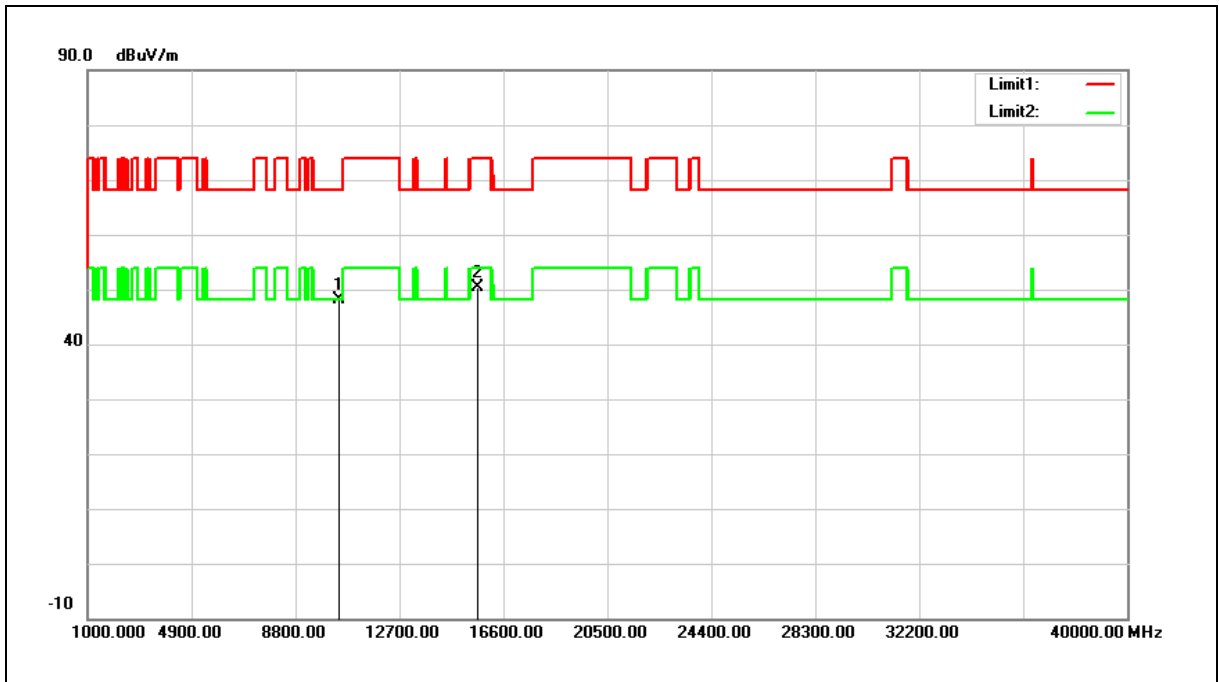
No.	Frequency (MHz)	Reading (dBuV)	Correct Factor (dB/m)	Result (dBuV/m)	Limit (dBuV/m)	Margin (dB)	Remark
1	10420.000	35.34	14.42	49.76	68.20	-18.44	peak
2	15630.000	34.58	16.56	51.14	74.00	-22.86	peak

Note:1.Result (dBuV/m) = Correct Factor (dB/m) + Reading(dBuV).

2.Correction factor (dB/m) = Antenna Factor (dB/m) + Cable loss (dB) – Pre-Amplifier gain (dB).

3.When the peak results are less than average limit, so not need to evaluate the average.

Standard:	FCC Part 15.407	Test Distance:	3 m
Test item:	Harmonic		
Frequency:	5210 MHz		
Mode:	802.11ax HE80		
Ant.Polar.:	Vertical		



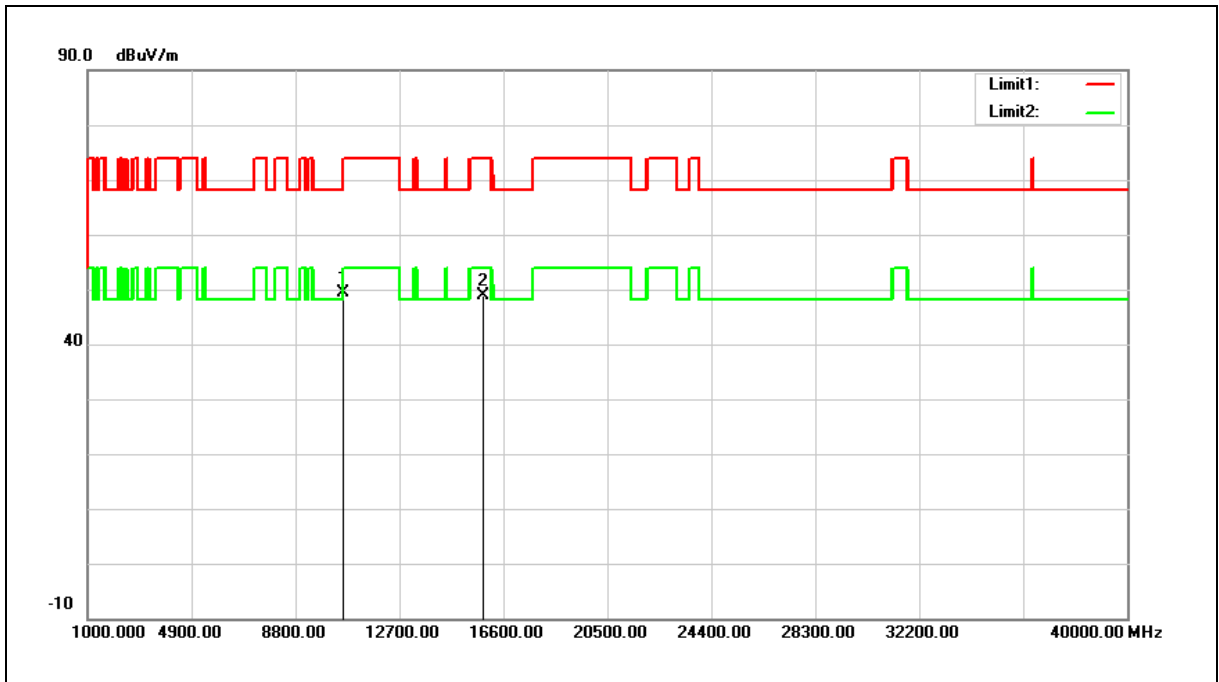
No.	Frequency (MHz)	Reading (dBuV)	Correct Factor (dB/m)	Result (dBuV/m)	Limit (dBuV/m)	Margin (dB)	Remark
1	10420.000	33.74	14.42	48.16	68.20	-20.04	peak
2	15630.000	33.77	16.56	50.33	74.00	-23.67	peak

Note:1.Result (dBuV/m) = Correct Factor (dB/m) + Reading(dBuV).

2.Correction factor (dB/m) = Antenna Factor (dB/m) + Cable loss (dB) – Pre-Amplifier gain (dB).

3.When the peak results are less than average limit, so not need to evaluate the average.

Standard:	FCC Part 15.407	Test Distance:	3 m
Test item:	Harmonic		
Frequency:	5290 MHz		
Mode:	802.11ax HE80		
Ant.Polar.:	Horizontal		



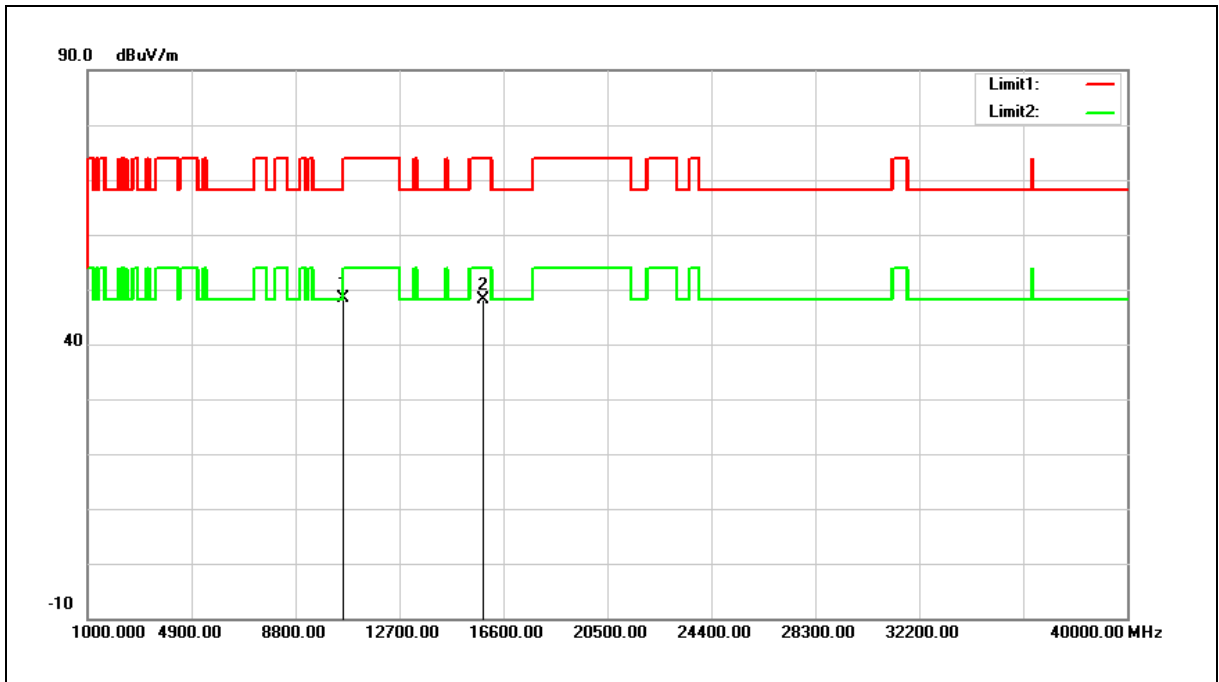
No.	Frequency (MHz)	Reading (dBuV)	Correct Factor (dB/m)	Result (dBuV/m)	Limit (dBuV/m)	Margin (dB)	Remark
1	10580.000	34.87	14.57	49.44	68.20	-18.76	peak
2	15870.000	33.20	15.74	48.94	74.00	-25.06	peak

Note:1.Result (dBuV/m) = Correct Factor (dB/m) + Reading(dBuV).

2.Correction factor (dB/m) = Antenna Factor (dB/m) + Cable loss (dB) – Pre-Amplifier gain (dB).

3.When the peak results are less than average limit, so not need to evaluate the average.

Standard:	FCC Part 15.407	Test Distance:	3 m
Test item:	Harmonic		
Frequency:	5290 MHz		
Mode:	802.11ax HE80		
Ant.Polar.:	Vertical		



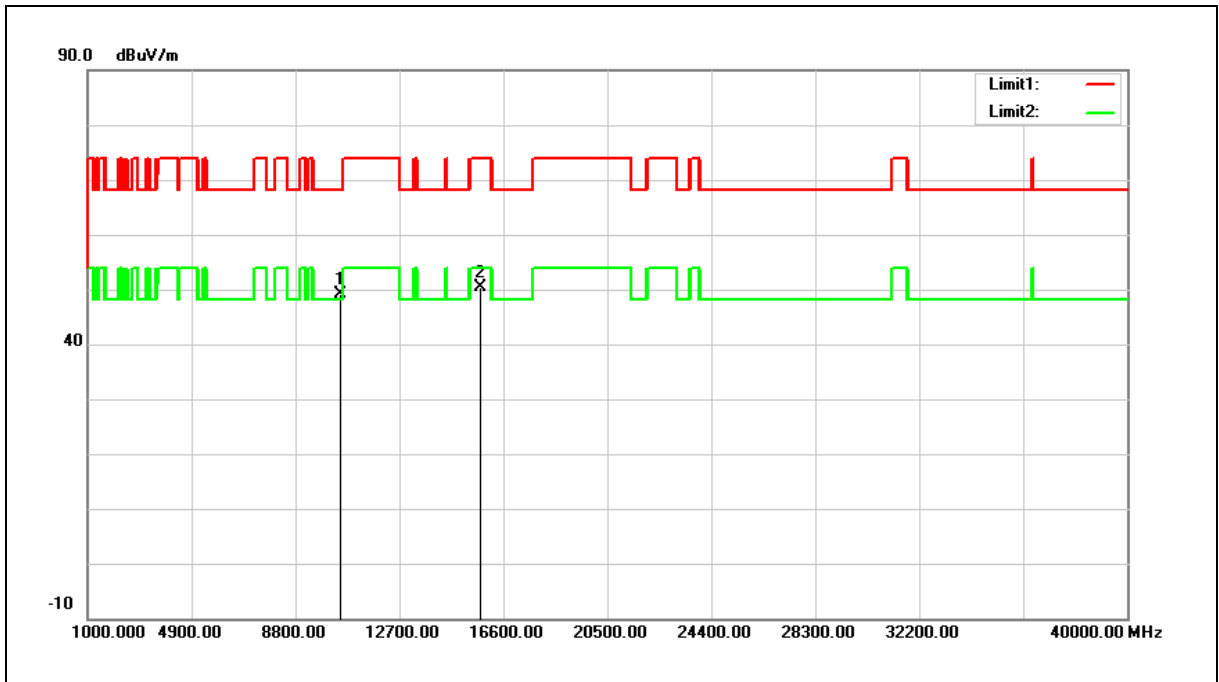
No.	Frequency (MHz)	Reading (dBuV)	Correct Factor (dB/m)	Result (dBuV/m)	Limit (dBuV/m)	Margin (dB)	Remark
1	10580.000	33.76	14.57	48.33	68.20	-19.87	peak
2	15870.000	32.41	15.74	48.15	74.00	-25.85	peak

Note:1.Result (dBuV/m) = Correct Factor (dB/m) + Reading(dBuV).

2.Correction factor (dB/m) = Antenna Factor (dB/m) + Cable loss (dB) – Pre-Amplifier gain (dB).

3.When the peak results are less than average limit, so not need to evaluate the average.

Standard:	FCC Part 15.407	Test Distance:	3 m
Test item:	Harmonic		
Frequency:	5250 MHz		
Mode:	802.11ax HE160		
Ant.Polar.:	Horizontal		



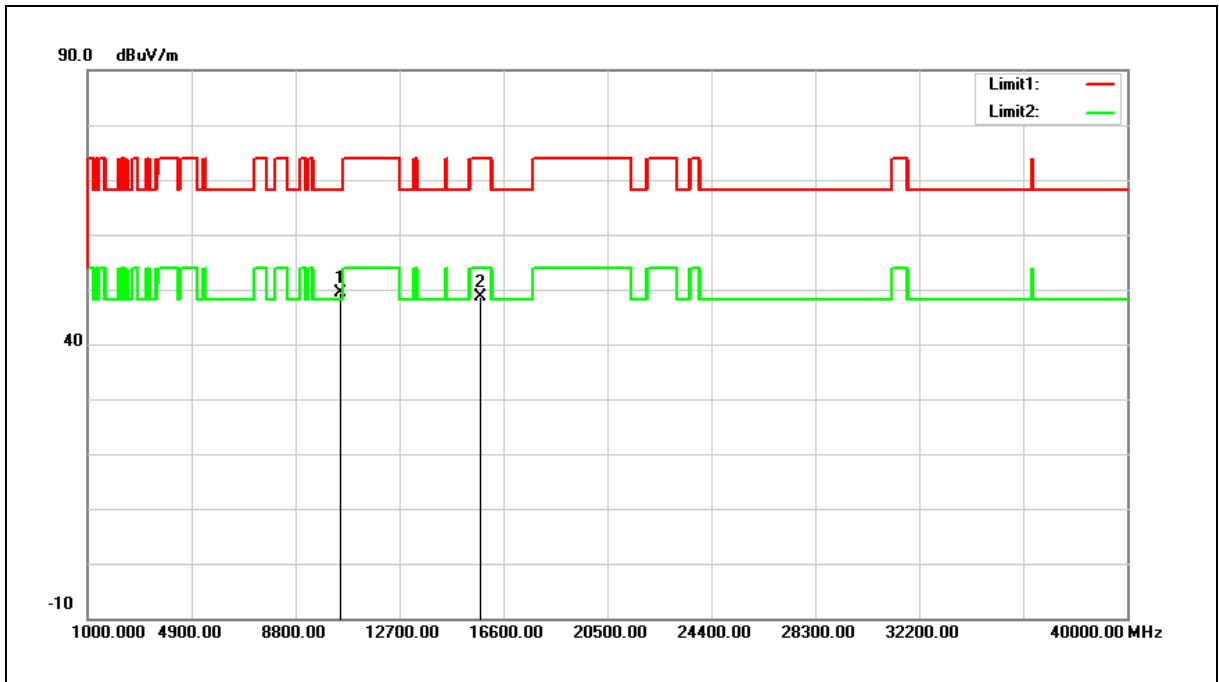
No.	Frequency (MHz)	Reading (dBuV)	Correct Factor (dB/m)	Result (dBuV/m)	Limit (dBuV/m)	Margin (dB)	Remark
1	10500.000	34.55	14.59	49.14	68.20	-19.06	peak
2	15750.000	34.32	16.15	50.47	74.00	-23.53	peak

Note:1.Result (dBuV/m) = Correct Factor (dB/m) + Reading(dBuV).

2.Correction factor (dB/m) = Antenna Factor (dB/m) + Cable loss (dB) – Pre-Amplifier gain (dB).

3.When the peak results are less than average limit, so not need to evaluate the average.

Standard:	FCC Part 15.407	Test Distance:	3 m
Test item:	Harmonic		
Frequency:	5250 MHz		
Mode:	802.11ax HE160		
Ant.Polar.:	Vertical		



No.	Frequency (MHz)	Reading (dBuV)	Correct Factor (dB/m)	Result (dBuV/m)	Limit (dBuV/m)	Margin (dB)	Remark
1	10500.000	34.89	14.59	49.48	68.20	-18.72	peak
2	15750.000	32.57	16.15	48.72	74.00	-25.28	peak

Note:1.Result (dBuV/m) = Correct Factor (dB/m) + Reading(dBuV).

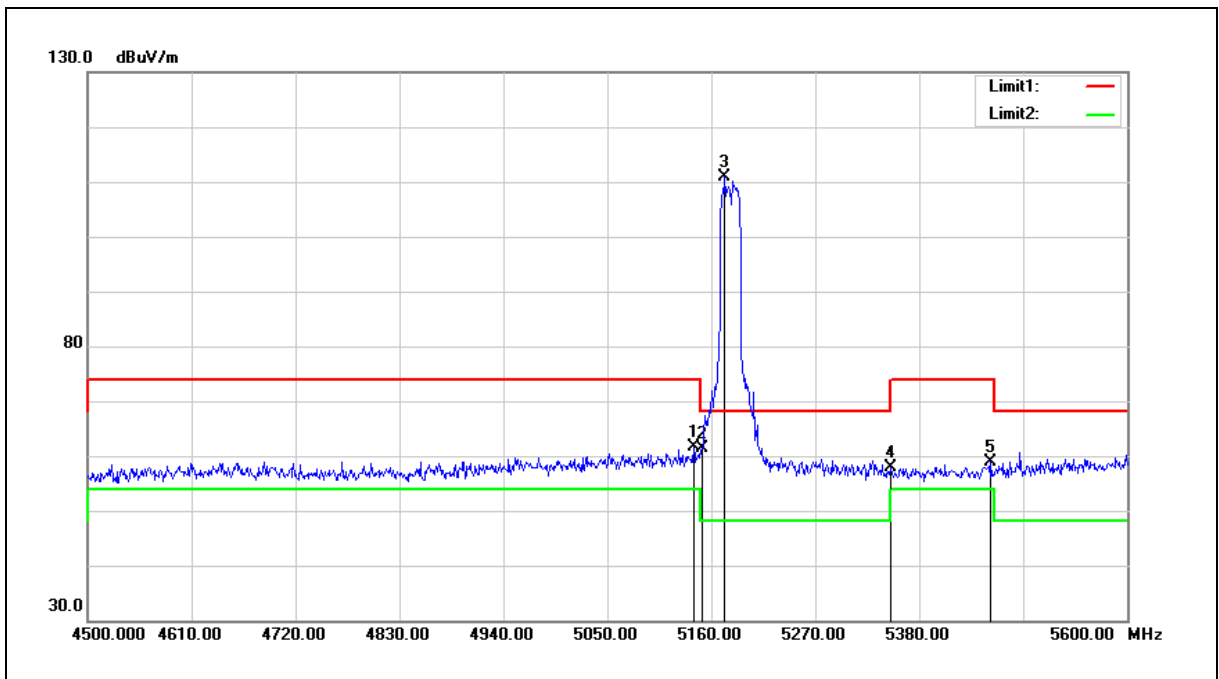
2.Correction factor (dB/m) = Antenna Factor (dB/m) + Cable loss (dB) – Pre-Amplifier gain (dB).

3.When the peak results are less than average limit, so not need to evaluate the average.

Band Edge

Peak

Standard:	FCC Part 15.407	Test Distance:	3 m
Test item:	Band edge		
Frequency:	5180 MHz		
Mode:	802.11ax HE20		
Ant.Polar.:	Horizontal		



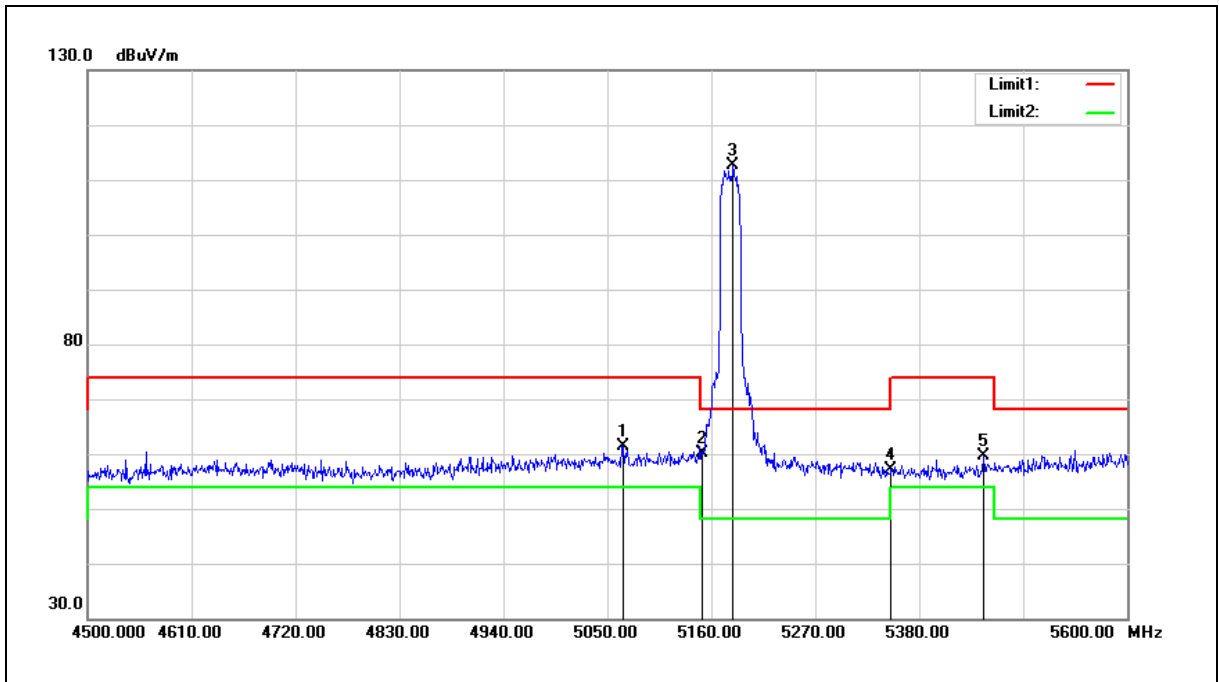
No.	Frequency (MHz)	Reading (dBuV)	Correct Factor (dB/m)	Result (dBuV/m)	Limit (dBuV/m)	Margin (dB)	Remark
1	5141.300	61.62	-0.10	61.52	74.00	-12.48	peak
2	5150.000	61.55	-0.08	61.47	74.00	-12.53	peak
3	5174.300	111.03	-0.03	111.00	68.20	42.80	peak
4	5350.000	57.55	0.30	57.85	74.00	-16.15	peak
5	5455.900	58.51	0.49	59.00	74.00	-15.00	peak

Note:1.Result (dBuV/m) = Correct Factor (dB/m) + Reading(dBuV).

2.Correction factor (dB/m) = Antenna Factor (dB/m) + Cable loss (dB) – Pre-Amplifier gain (dB).

3.When the peak results are less than average limit, so not need to evaluate the average.

Standard:	FCC Part 15.407	Test Distance:	3 m
Test item:	Band edge		
Frequency:	5180 MHz		
Mode:	802.11ax HE20		
Ant.Polar.:	Vertical		



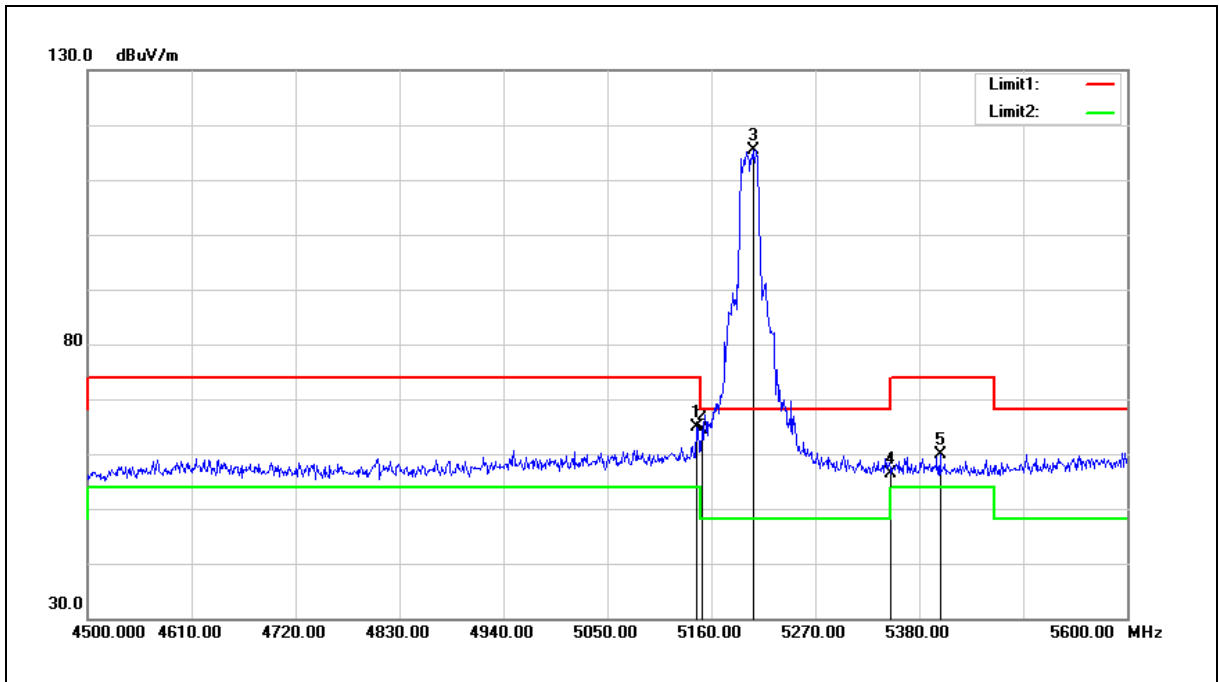
No.	Frequency (MHz)	Reading (dBuV)	Correct Factor (dB/m)	Result (dBuV/m)	Limit (dBuV/m)	Margin (dB)	Remark
1	5066.500	61.65	-0.24	61.41	74.00	-12.59	peak
2	5150.000	60.24	-0.08	60.16	74.00	-13.84	peak
3	5183.100	112.68	-0.02	112.66	68.20	44.46	peak
4	5350.000	56.84	0.30	57.14	74.00	-16.86	peak
5	5448.200	59.20	0.48	59.68	74.00	-14.32	peak

Note: 1.Result (dBuV/m) = Correct Factor (dB/m) + Reading(dBuV).

2.Correction factor (dB/m) = Antenna Factor (dB/m) + Cable loss (dB) – Pre-Amplifier gain (dB).

3.When the peak results are less than average limit, so not need to evaluate the average.

Standard:	FCC Part 15.407	Test Distance:	3 m
Test item:	Band edge		
Frequency:	5200 MHz		
Mode:	802.11ax HE20		
Ant.Polar.:	Horizontal		



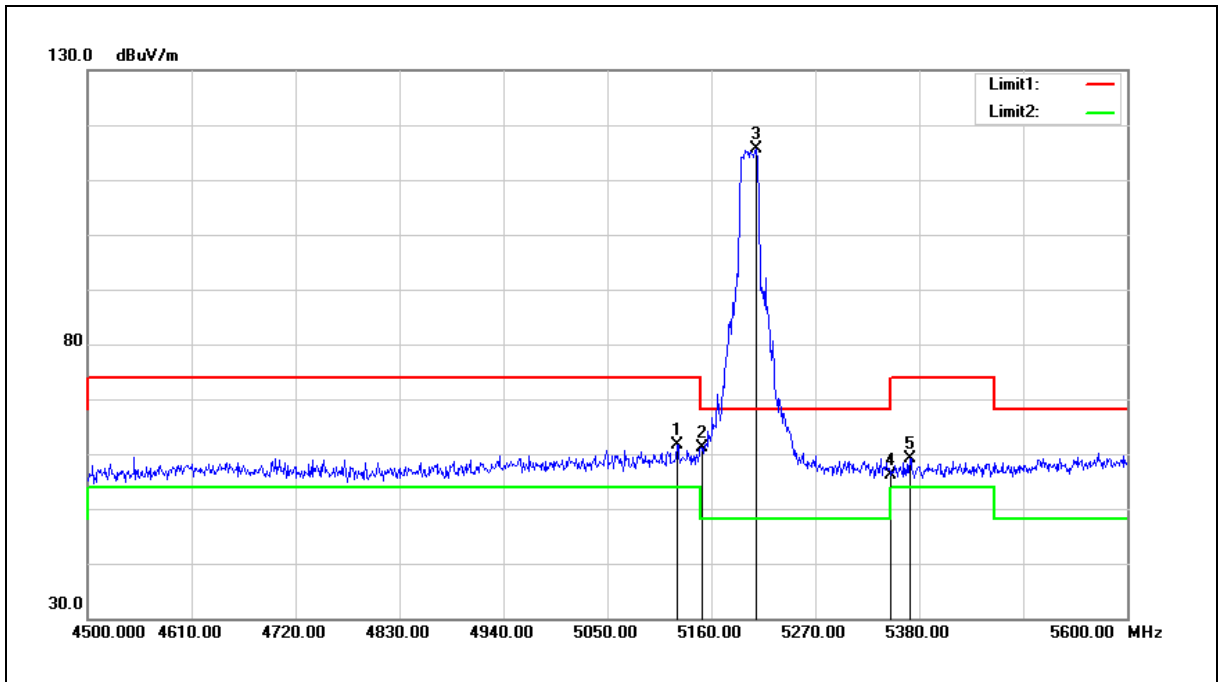
No.	Frequency (MHz)	Reading (dBuV)	Correct Factor (dB/m)	Result (dBuV/m)	Limit (dBuV/m)	Margin (dB)	Remark
1	5144.600	64.93	-0.08	64.85	74.00	-9.15	peak
2	5150.000	64.52	-0.08	64.44	74.00	-9.56	peak
3	5204.000	115.41	0.02	115.43	68.20	47.23	peak
4	5350.000	56.20	0.30	56.50	74.00	-17.50	peak
5	5402.000	59.49	0.39	59.88	74.00	-14.12	peak

Note: 1. Result (dBuV/m) = Correct Factor (dB/m) + Reading (dBuV).

2. Correction factor (dB/m) = Antenna Factor (dB/m) + Cable loss (dB) – Pre-Amplifier gain (dB).

3. When the peak results are less than average limit, so not need to evaluate the average.

Standard:	FCC Part 15.407	Test Distance:	3 m
Test item:	Band edge		
Frequency:	5200 MHz		
Mode:	802.11ax HE20		
Ant.Polar.:	Vertical		



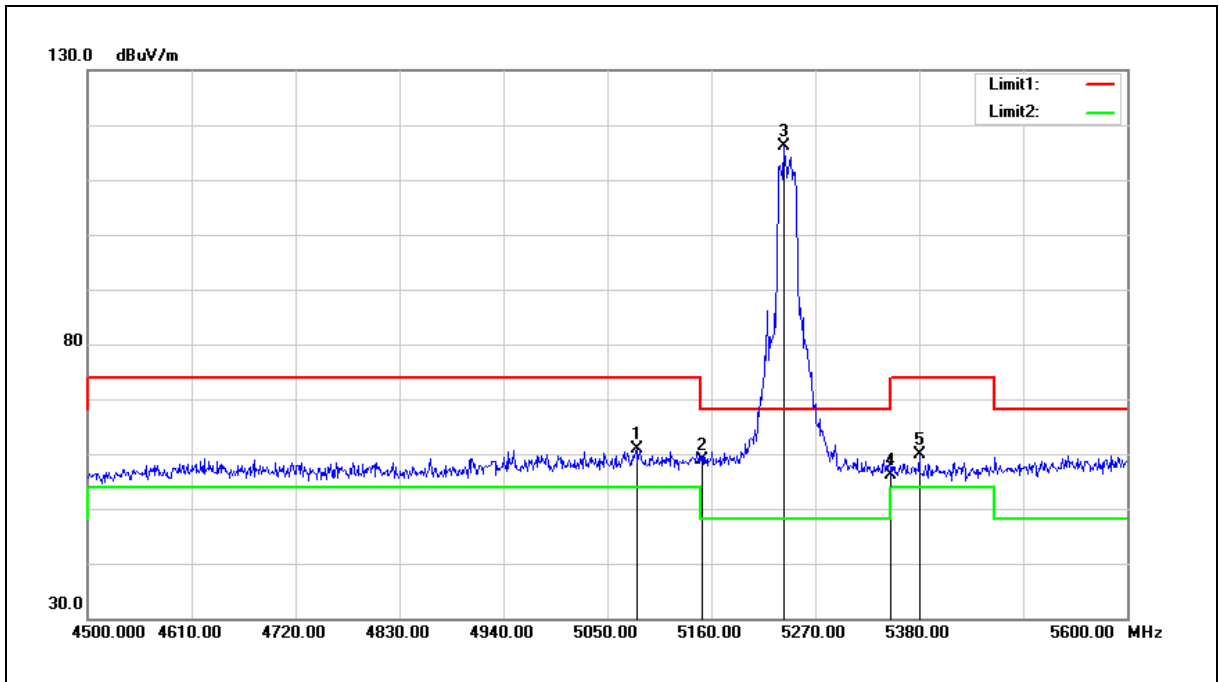
No.	Frequency (MHz)	Reading (dBuV)	Correct Factor (dB/m)	Result (dBuV/m)	Limit (dBuV/m)	Margin (dB)	Remark
1	5123.700	61.71	-0.13	61.58	74.00	-12.42	peak
2	5150.000	61.21	-0.08	61.13	74.00	-12.87	peak
3	5207.300	115.52	0.03	115.55	68.20	47.35	peak
4	5350.000	55.86	0.30	56.16	74.00	-17.84	peak
5	5370.100	58.80	0.34	59.14	74.00	-14.86	peak

Note: 1.Result (dBuV/m) = Correct Factor (dB/m) + Reading(dBuV).

2.Correction factor (dB/m) = Antenna Factor (dB/m) + Cable loss (dB) – Pre-Amplifier gain (dB).

3.When the peak results are less than average limit, so not need to evaluate the average.

Standard:	FCC Part 15.407	Test Distance:	3 m
Test item:	Band edge		
Frequency:	5240 MHz		
Mode:	802.11ax HE20		
Ant.Polar.:	Horizontal		



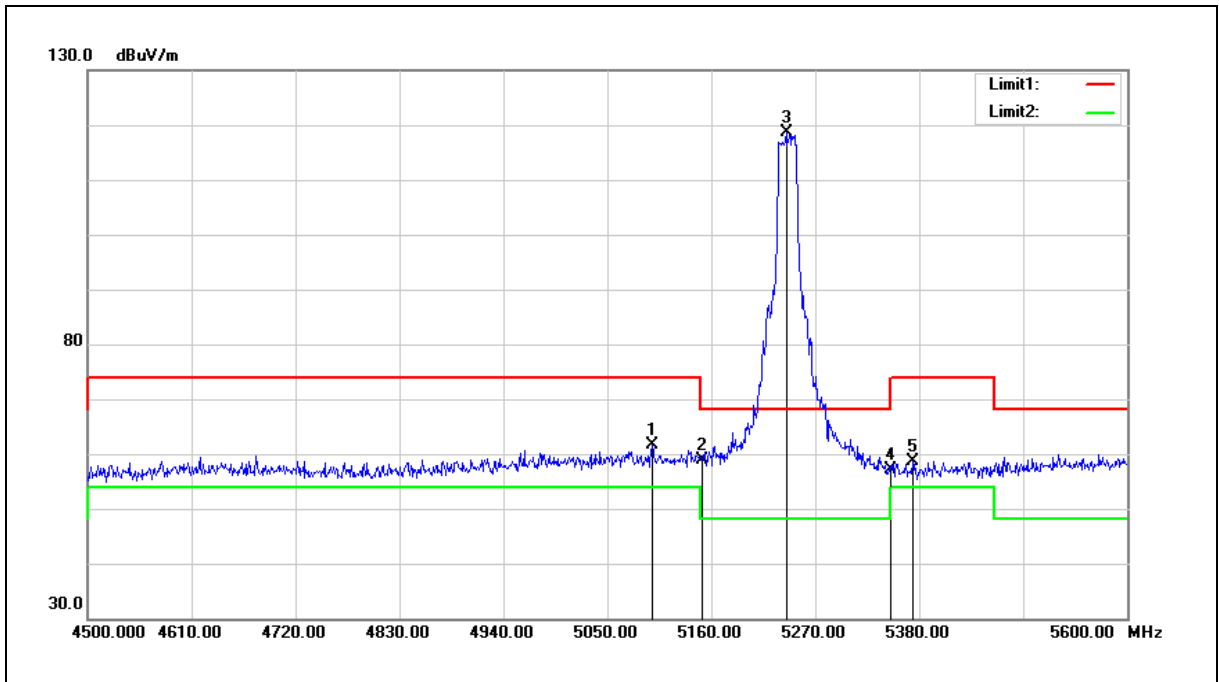
No.	Frequency (MHz)	Reading (dBuV)	Correct Factor (dB/m)	Result (dBuV/m)	Limit (dBuV/m)	Margin (dB)	Remark
1	5080.800	60.97	-0.21	60.76	74.00	-13.24	peak
2	5150.000	59.04	-0.08	58.96	74.00	-15.04	peak
3	5237.000	116.06	0.08	116.14	68.20	47.94	peak
4	5350.000	55.90	0.30	56.20	74.00	-17.80	peak
5	5380.000	59.63	0.35	59.98	74.00	-14.02	peak

Note: 1.Result (dBuV/m) = Correct Factor (dB/m) + Reading(dBuV).

2.Correction factor (dB/m) = Antenna Factor (dB/m) + Cable loss (dB) – Pre-Amplifier gain (dB).

3.When the peak results are less than average limit, so not need to evaluate the average.

Standard:	FCC Part 15.407	Test Distance:	3 m
Test item:	Band edge		
Frequency:	5240 MHz		
Mode:	802.11ax HE20		
Ant.Polar.:	Vertical		



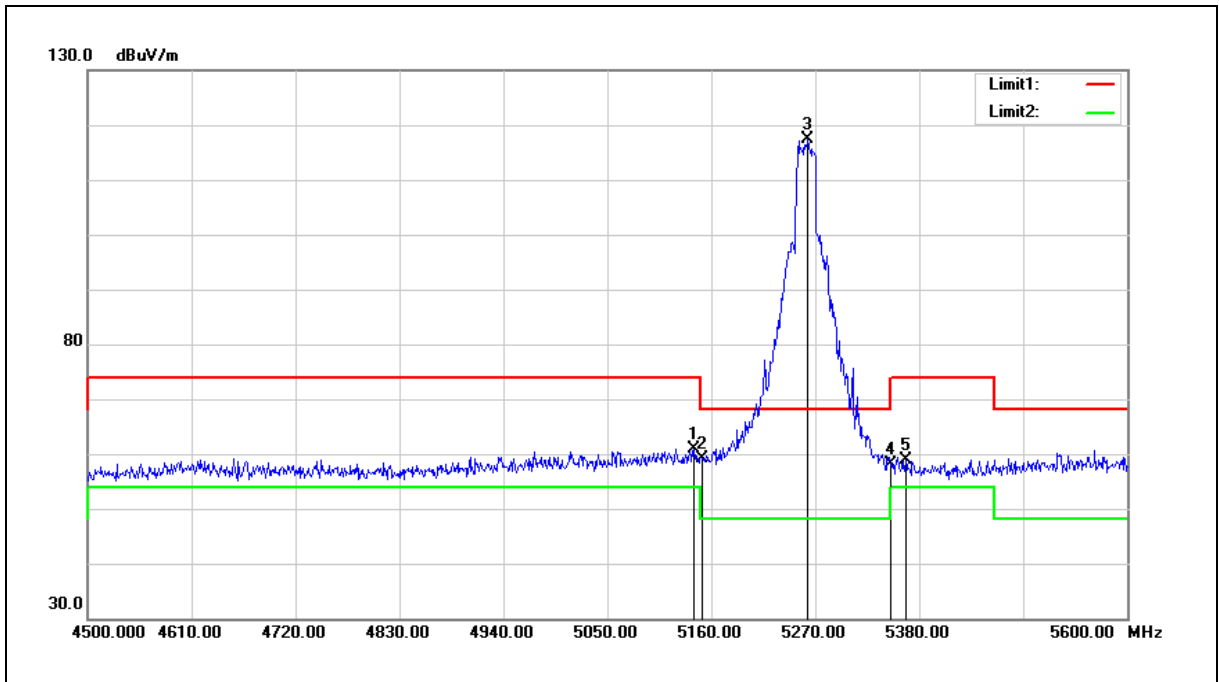
No.	Frequency (MHz)	Reading (dBuV)	Correct Factor (dB/m)	Result (dBuV/m)	Limit (dBuV/m)	Margin (dB)	Remark
1	5097.300	61.90	-0.18	61.72	74.00	-12.28	peak
2	5150.000	59.03	-0.08	58.95	74.00	-15.05	peak
3	5239.200	118.51	0.08	118.59	68.20	50.39	peak
4	5350.000	56.92	0.30	57.22	74.00	-16.78	peak
5	5373.400	58.39	0.34	58.73	74.00	-15.27	peak

Note: 1.Result (dBuV/m) = Correct Factor (dB/m) + Reading(dBuV).

2.Correction factor (dB/m) = Antenna Factor (dB/m) + Cable loss (dB) – Pre-Amplifier gain (dB).

3.When the peak results are less than average limit, so not need to evaluate the average.

Standard:	FCC Part 15.407	Test Distance:	3 m
Test item:	Band edge		
Frequency:	5260 MHz		
Mode:	802.11ax HE20		
Ant.Polar.:	Horizontal		



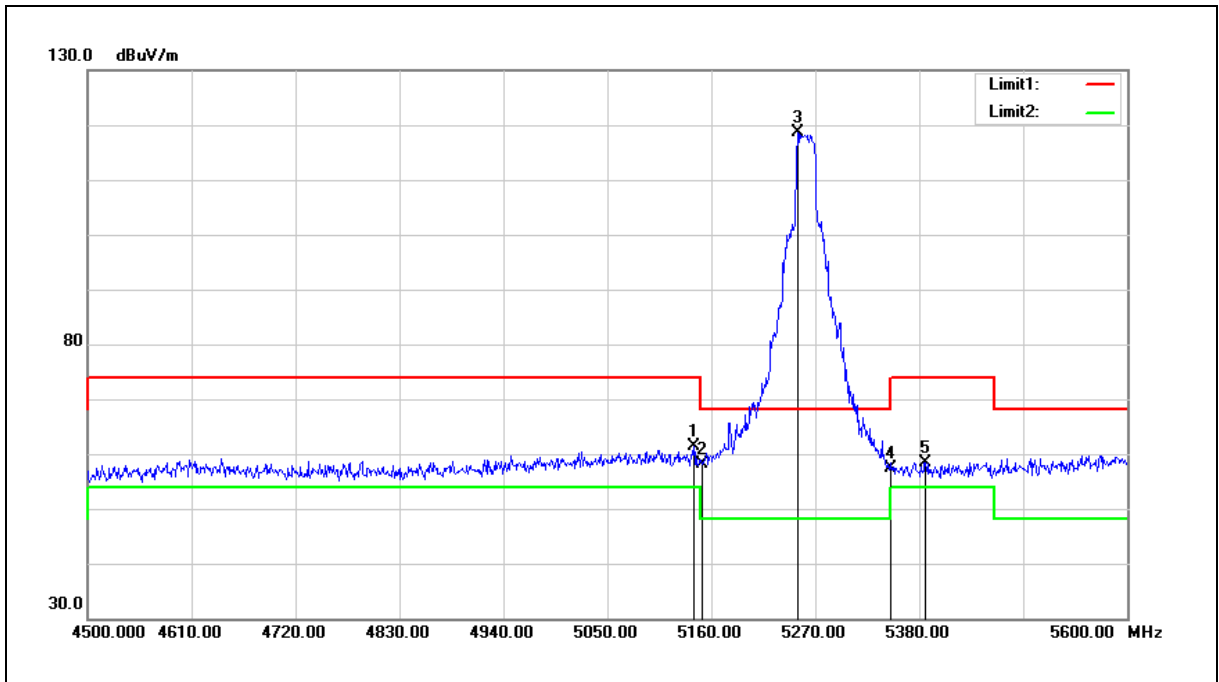
No.	Frequency (MHz)	Reading (dBuV)	Correct Factor (dB/m)	Result (dBuV/m)	Limit (dBuV/m)	Margin (dB)	Remark
1	5141.300	61.07	-0.10	60.97	74.00	-13.03	peak
2	5150.000	59.21	-0.08	59.13	74.00	-14.87	peak
3	5262.300	117.36	0.13	117.49	68.20	49.29	peak
4	5350.000	57.84	0.30	58.14	74.00	-15.86	peak
5	5365.700	58.63	0.32	58.95	74.00	-15.05	peak

Note: 1.Result (dBuV/m) = Correct Factor (dB/m) + Reading(dBuV).

2.Correction factor (dB/m) = Antenna Factor (dB/m) + Cable loss (dB) – Pre-Amplifier gain (dB).

3.When the peak results are less than average limit, so not need to evaluate the average.

Standard:	FCC Part 15.407	Test Distance:	3 m
Test item:	Band edge		
Frequency:	5260 MHz		
Mode:	802.11ax HE20		
Ant.Polar.:	Vertical		



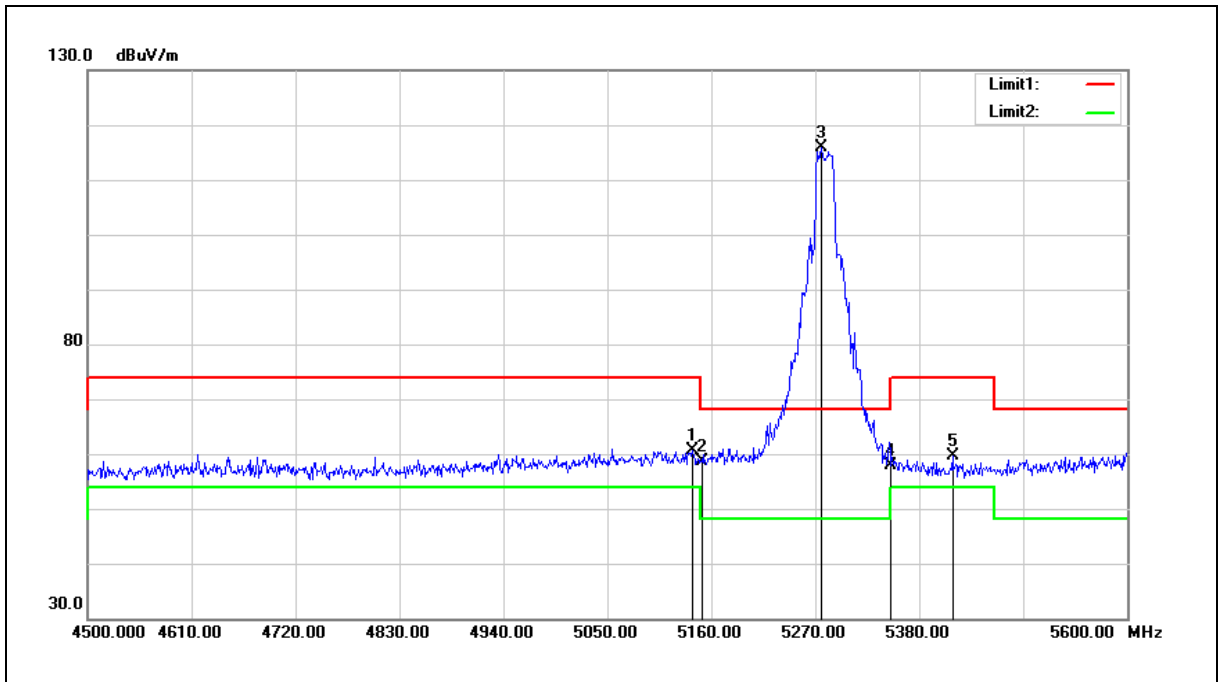
No.	Frequency (MHz)	Reading (dBuV)	Correct Factor (dB/m)	Result (dBuV/m)	Limit (dBuV/m)	Margin (dB)	Remark
1	5141.300	61.42	-0.10	61.32	74.00	-12.68	peak
2	5150.000	58.16	-0.08	58.08	74.00	-15.92	peak
3	5251.300	118.64	0.11	118.75	68.20	50.55	peak
4	5350.000	57.18	0.30	57.48	74.00	-16.52	peak
5	5386.600	58.09	0.36	58.45	74.00	-15.55	peak

Note: 1.Result (dBuV/m) = Correct Factor (dB/m) + Reading(dBuV).

2.Correction factor (dB/m) = Antenna Factor (dB/m) + Cable loss (dB) – Pre-Amplifier gain (dB).

3.When the peak results are less than average limit, so not need to evaluate the average.

Standard:	FCC Part 15.407	Test Distance:	3 m
Test item:	Band edge		
Frequency:	5280 MHz		
Mode:	802.11ax HE20		
Ant.Polar.:	Horizontal		



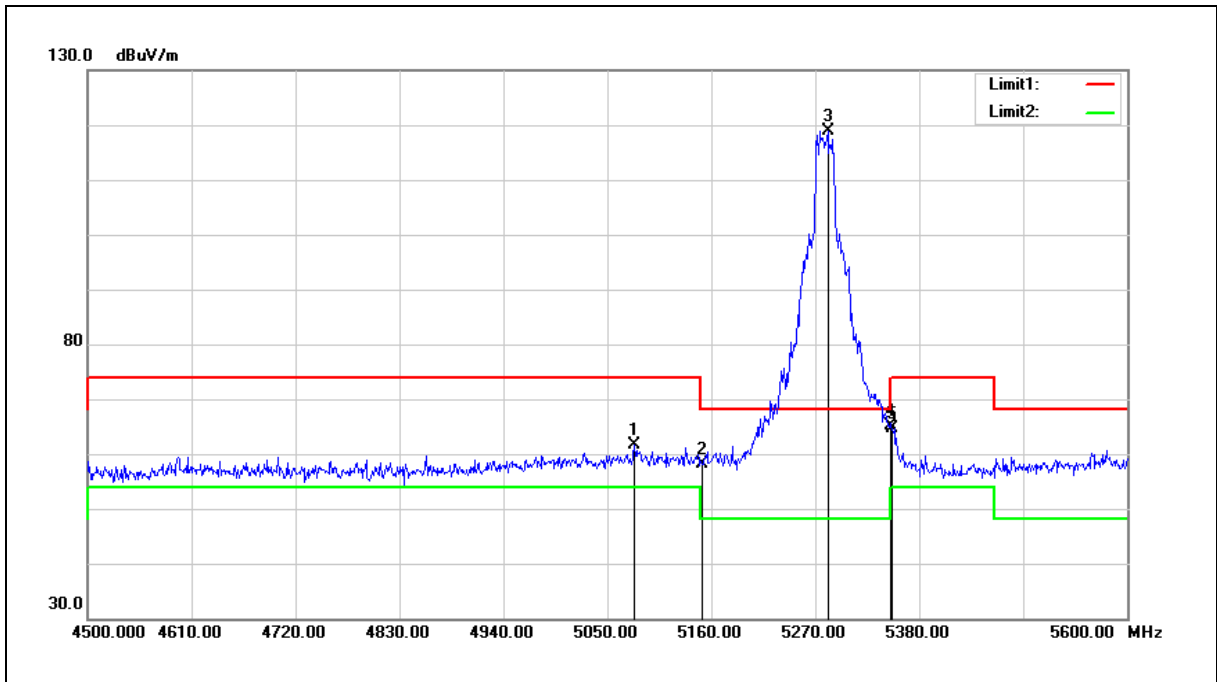
No.	Frequency (MHz)	Reading (dBuV)	Correct Factor (dB/m)	Result (dBuV/m)	Limit (dBuV/m)	Margin (dB)	Remark
1	5140.200	60.64	-0.10	60.54	74.00	-13.46	peak
2	5150.000	58.66	-0.08	58.58	74.00	-15.42	peak
3	5276.600	115.78	0.15	115.93	68.20	47.73	peak
4	5350.000	57.67	0.30	57.97	74.00	-16.03	peak
5	5415.200	59.28	0.41	59.69	74.00	-14.31	peak

Note: 1.Result (dBuV/m) = Correct Factor (dB/m) + Reading(dBuV).

2.Correction factor (dB/m) = Antenna Factor (dB/m) + Cable loss (dB) – Pre-Amplifier gain (dB).

3.When the peak results are less than average limit, so not need to evaluate the average.

Standard:	FCC Part 15.407	Test Distance:	3 m
Test item:	Band edge		
Frequency:	5280 MHz		
Mode:	802.11ax HE20		
Ant.Polar.:	Vertical		



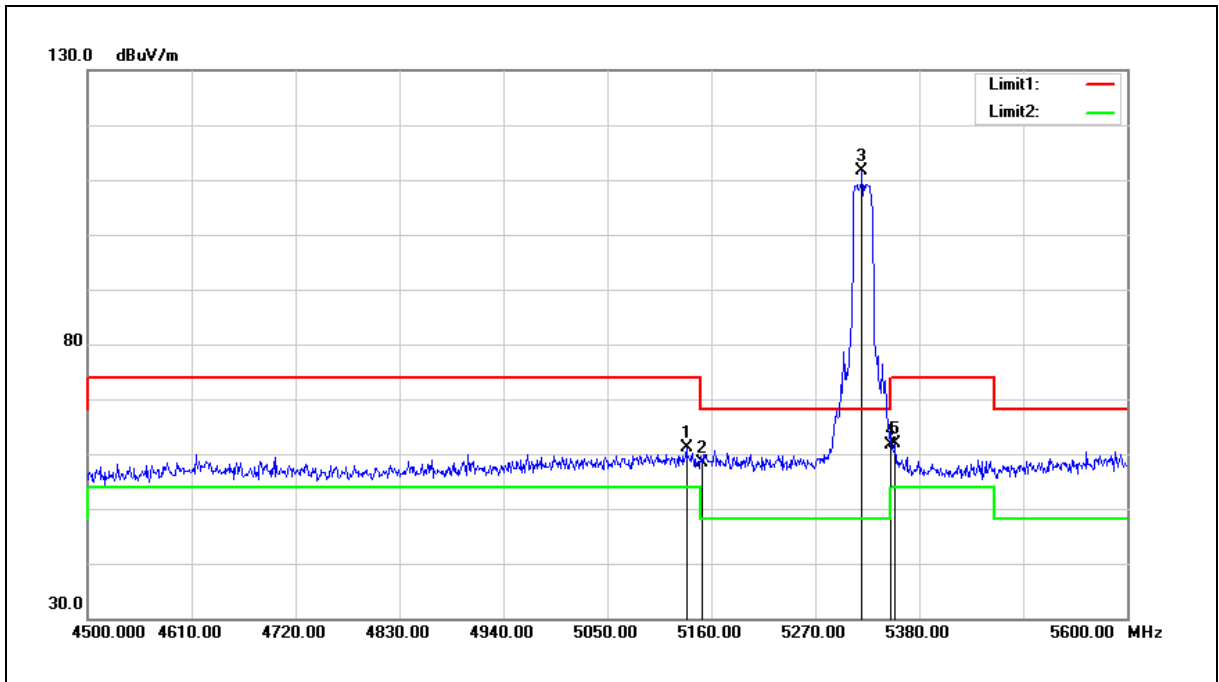
No.	Frequency (MHz)	Reading (dBuV)	Correct Factor (dB/m)	Result (dBuV/m)	Limit (dBuV/m)	Margin (dB)	Remark
1	5078.600	61.84	-0.21	61.63	74.00	-12.37	peak
2	5150.000	58.20	-0.08	58.12	74.00	-15.88	peak
3	5283.200	118.71	0.18	118.89	68.20	50.69	peak
4	5350.000	64.72	0.30	65.02	74.00	-8.98	peak
5	5351.400	64.26	0.30	64.56	74.00	-9.44	peak

Note: 1.Result (dBuV/m) = Correct Factor (dB/m) + Reading(dBuV).

2.Correction factor (dB/m) = Antenna Factor (dB/m) + Cable loss (dB) – Pre-Amplifier gain (dB).

3.When the peak results are less than average limit, so not need to evaluate the average.

Standard:	FCC Part 15.407	Test Distance:	3 m
Test item:	Band edge		
Frequency:	5320 MHz		
Mode:	802.11ax HE20		
Ant.Polar.:	Horizontal		



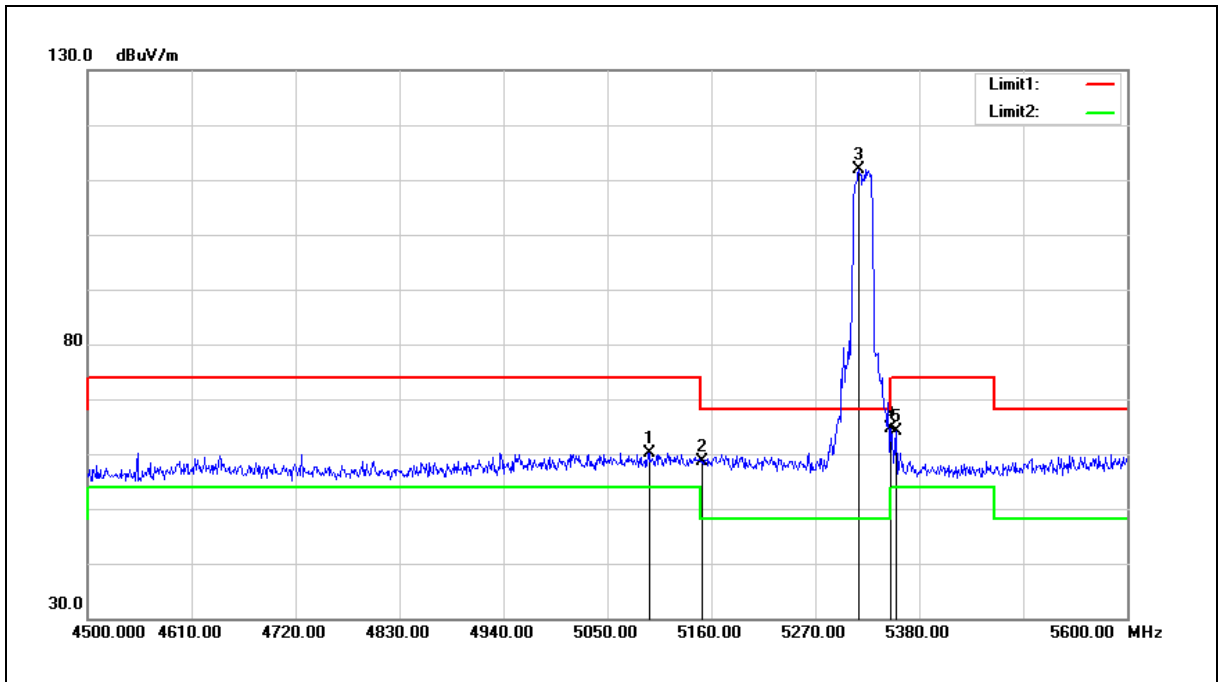
No.	Frequency (MHz)	Reading (dBuV)	Correct Factor (dB/m)	Result (dBuV/m)	Limit (dBuV/m)	Margin (dB)	Remark
1	5133.600	61.15	-0.10	61.05	74.00	-12.95	peak
2	5150.000	58.34	-0.08	58.26	74.00	-15.74	peak
3	5319.500	111.31	0.24	111.55	68.20	43.35	peak
4	5350.000	61.37	0.30	61.67	74.00	-12.33	peak
5	5354.700	61.69	0.30	61.99	74.00	-12.01	peak

Note: 1.Result (dBuV/m) = Correct Factor (dB/m) + Reading(dBuV).

2.Correction factor (dB/m) = Antenna Factor (dB/m) + Cable loss (dB) – Pre-Amplifier gain (dB).

3.When the peak results are less than average limit, so not need to evaluate the average.

Standard:	FCC Part 15.407	Test Distance:	3 m
Test item:	Band edge		
Frequency:	5320 MHz		
Mode:	802.11ax HE20		
Ant.Polar.:	Vertical		



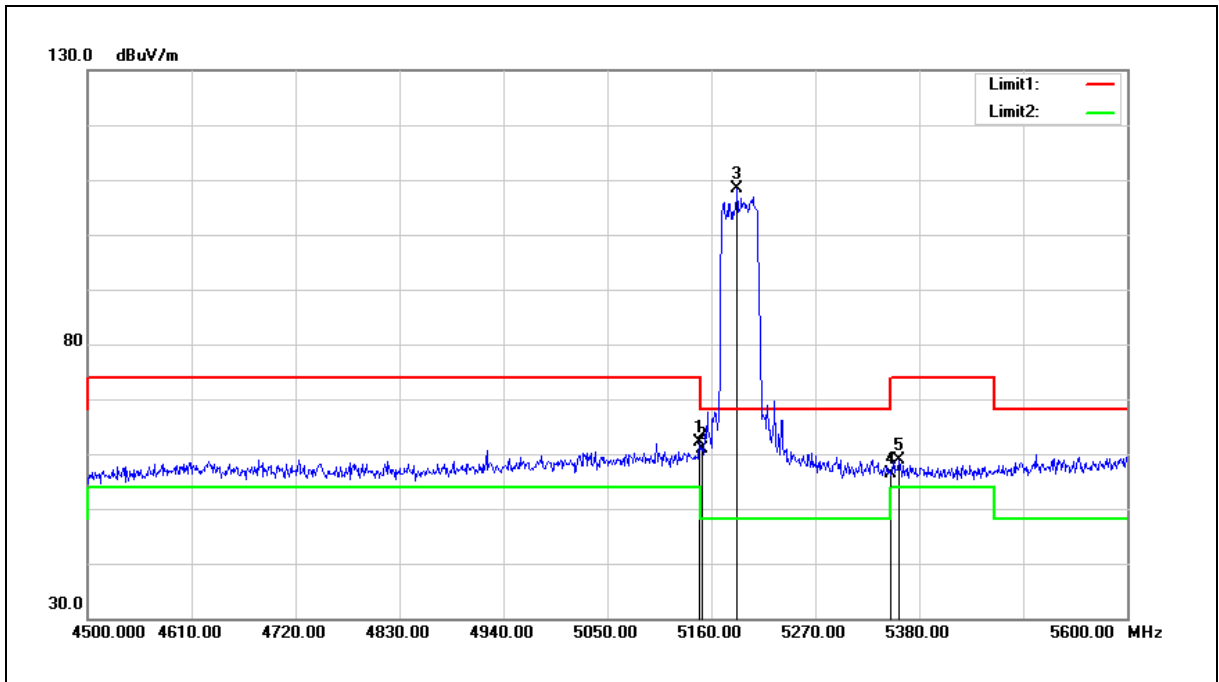
No.	Frequency (MHz)	Reading (dBuV)	Correct Factor (dB/m)	Result (dBuV/m)	Limit (dBuV/m)	Margin (dB)	Remark
1	5094.000	60.23	-0.18	60.05	74.00	-13.95	peak
2	5150.000	58.60	-0.08	58.52	74.00	-15.48	peak
3	5316.200	111.77	0.23	112.00	68.20	43.80	peak
4	5350.000	64.25	0.30	64.55	74.00	-9.45	peak
5	5355.800	63.93	0.30	64.23	74.00	-9.77	peak

Note: 1.Result (dBuV/m) = Correct Factor (dB/m) + Reading(dBuV).

2.Correction factor (dB/m) = Antenna Factor (dB/m) + Cable loss (dB) – Pre-Amplifier gain (dB).

3.When the peak results are less than average limit, so not need to evaluate the average.

Standard:	FCC Part 15.407	Test Distance:	3 m
Test item:	Band edge		
Frequency:	5190 MHz		
Mode:	802.11ax HE40		
Ant.Polar.:	Horizontal		



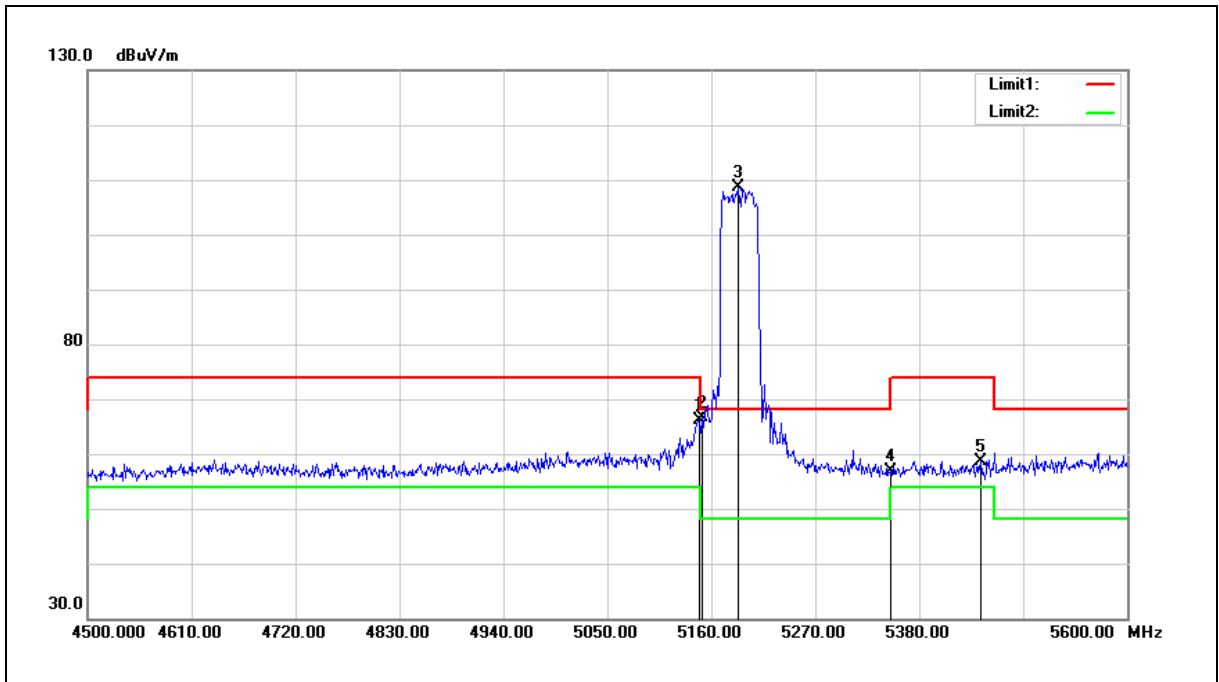
No.	Frequency (MHz)	Reading (dBuV)	Correct Factor (dB/m)	Result (dBuV/m)	Limit (dBuV/m)	Margin (dB)	Remark
1	5146.800	62.24	-0.08	62.16	74.00	-11.84	peak
2	5150.000	60.87	-0.08	60.79	74.00	-13.21	peak
3	5187.500	108.34	-0.01	108.33	68.20	40.13	peak
4	5350.000	56.14	0.30	56.44	74.00	-17.56	peak
5	5358.000	58.46	0.31	58.77	74.00	-15.23	peak

Note: 1.Result (dBuV/m) = Correct Factor (dB/m) + Reading(dBuV).

2.Correction factor (dB/m) = Antenna Factor (dB/m) + Cable loss (dB) – Pre-Amplifier gain (dB).

3.When the peak results are less than average limit, so not need to evaluate the average.

Standard:	FCC Part 15.407	Test Distance:	3 m
Test item:	Band edge		
Frequency:	5190 MHz		
Mode:	802.11ax HE40		
Ant.Polar.:	Vertical		



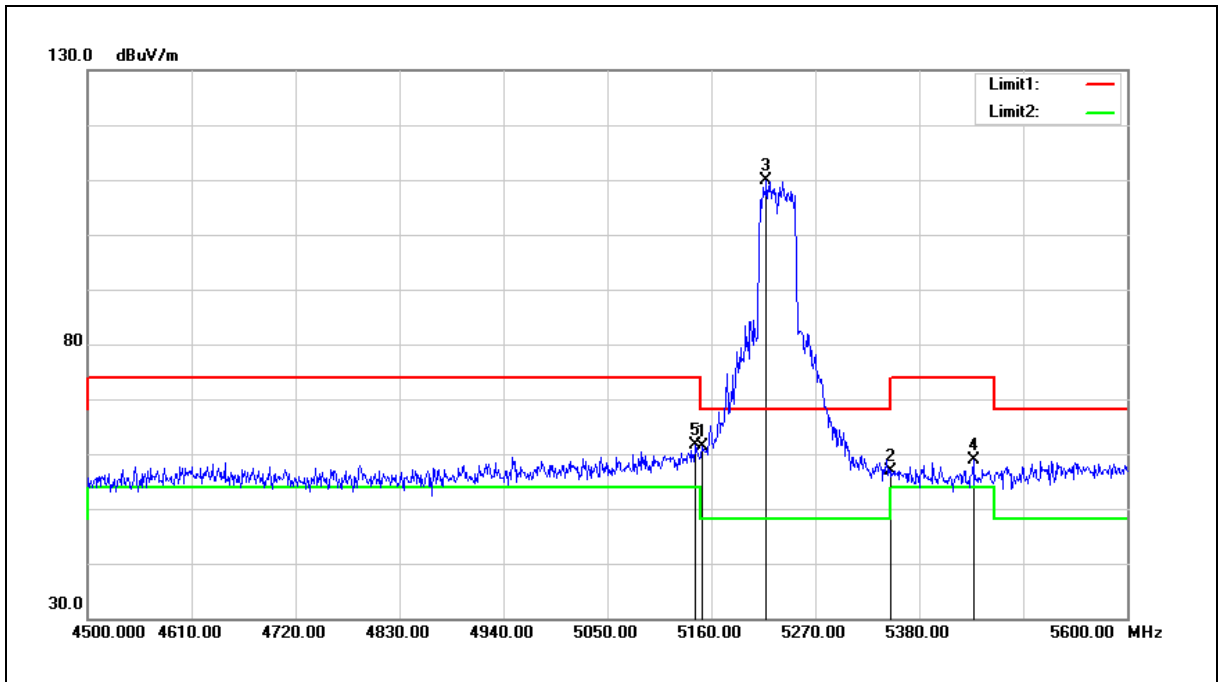
No.	Frequency (MHz)	Reading (dBuV)	Correct Factor (dB/m)	Result (dBuV/m)	Limit (dBuV/m)	Margin (dB)	Remark
1	5146.800	66.21	-0.08	66.13	74.00	-7.87	peak
2	5150.000	66.63	-0.08	66.55	74.00	-7.45	peak
3	5188.600	108.58	-0.01	108.57	68.20	40.37	peak
4	5350.000	56.61	0.30	56.91	74.00	-17.09	peak
5	5444.900	58.20	0.47	58.67	74.00	-15.33	peak

Note: 1.Result (dBuV/m) = Correct Factor (dB/m) + Reading(dBuV).

2.Correction factor (dB/m) = Antenna Factor (dB/m) + Cable loss (dB) – Pre-Amplifier gain (dB).

3.When the peak results are less than average limit, so not need to evaluate the average.

Standard:	FCC Part 15.407	Test Distance:	3 m
Test item:	Band edge		
Frequency:	5230 MHz		
Mode:	802.11ax HE40		
Ant.Polar.:	Horizontal		



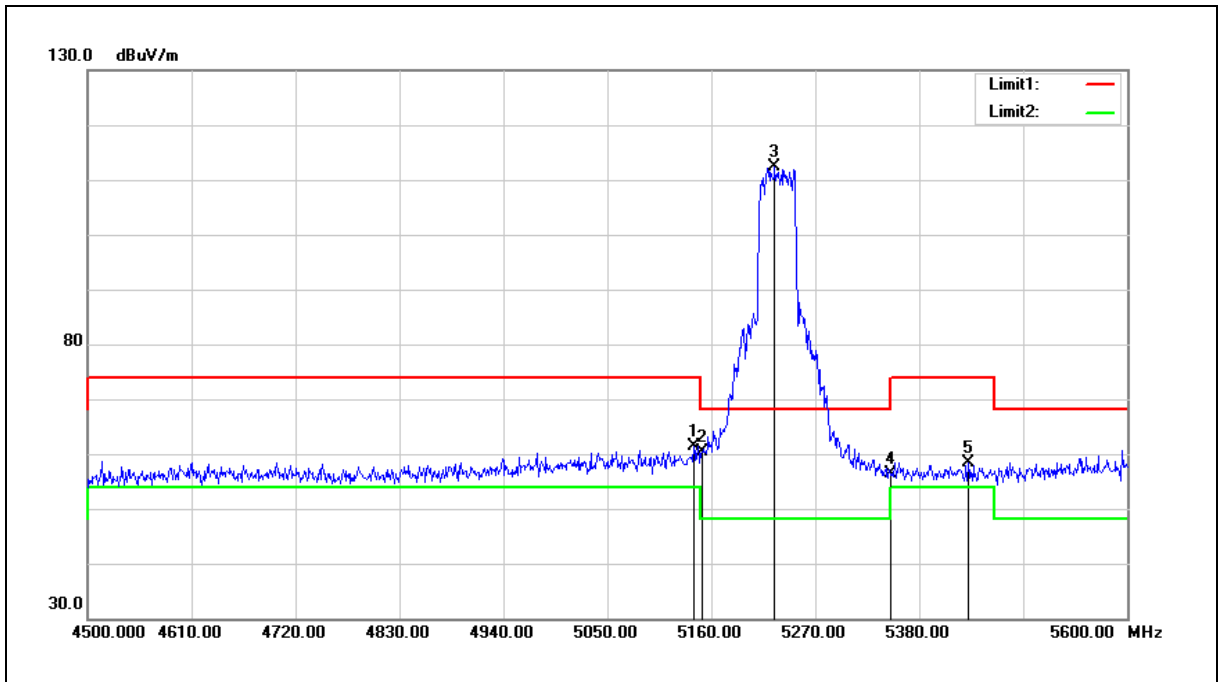
No.	Frequency (MHz)	Reading (dBuV)	Correct Factor (dB/m)	Result (dBuV/m)	Limit (dBuV/m)	Margin (dB)	Remark
1	5150.000	61.57	-0.08	61.49	74.00	-12.51	peak
2	5350.000	56.65	0.30	56.95	74.00	-17.05	peak
3	5218.300	109.88	0.04	109.92	68.20	41.72	peak
4	5437.200	58.39	0.46	58.85	74.00	-15.15	peak
5	5143.500	61.62	-0.10	61.52	74.00	-12.48	peak

Note: 1. Result (dBuV/m) = Correct Factor (dB/m) + Reading (dBuV).

2. Correction factor (dB/m) = Antenna Factor (dB/m) + Cable loss (dB) – Pre-Amplifier gain (dB).

3. When the peak results are less than average limit, so not need to evaluate the average.

Standard:	FCC Part 15.407	Test Distance:	3 m
Test item:	Band edge		
Frequency:	5230 MHz		
Mode:	802.11ax HE40		
Ant.Polar.:	Vertical		



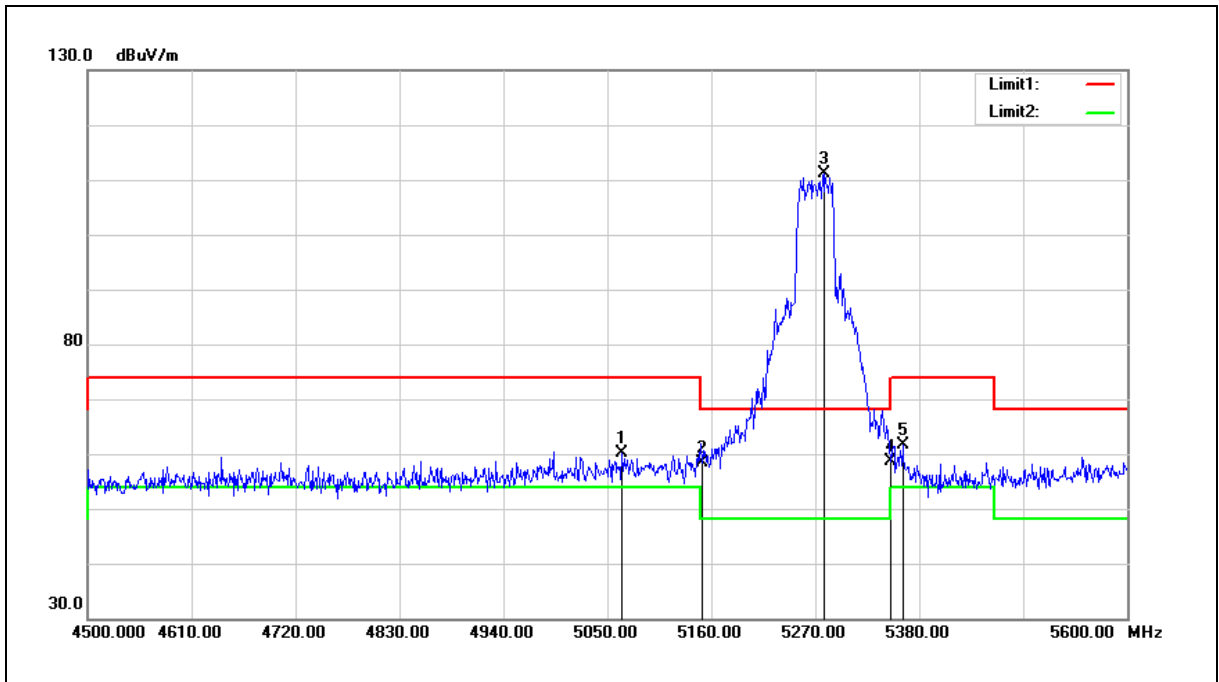
No.	Frequency (MHz)	Reading (dBuV)	Correct Factor (dB/m)	Result (dBuV/m)	Limit (dBuV/m)	Margin (dB)	Remark
1	5141.300	61.50	-0.10	61.40	74.00	-12.60	peak
2	5150.000	60.37	-0.08	60.29	74.00	-13.71	peak
3	5227.100	112.38	0.07	112.45	68.20	44.25	peak
4	5350.000	56.19	0.30	56.49	74.00	-17.51	peak
5	5431.700	57.91	0.46	58.37	74.00	-15.63	peak

Note: 1.Result (dBuV/m) = Correct Factor (dB/m) + Reading(dBuV).

2.Correction factor (dB/m) = Antenna Factor (dB/m) + Cable loss (dB) – Pre-Amplifier gain (dB).

3.When the peak results are less than average limit, so not need to evaluate the average.

Standard:	FCC Part 15.407	Test Distance:	3 m
Test item:	Band edge		
Frequency:	5270 MHz		
Mode:	802.11ax HE40		
Ant.Polar.:	Horizontal		



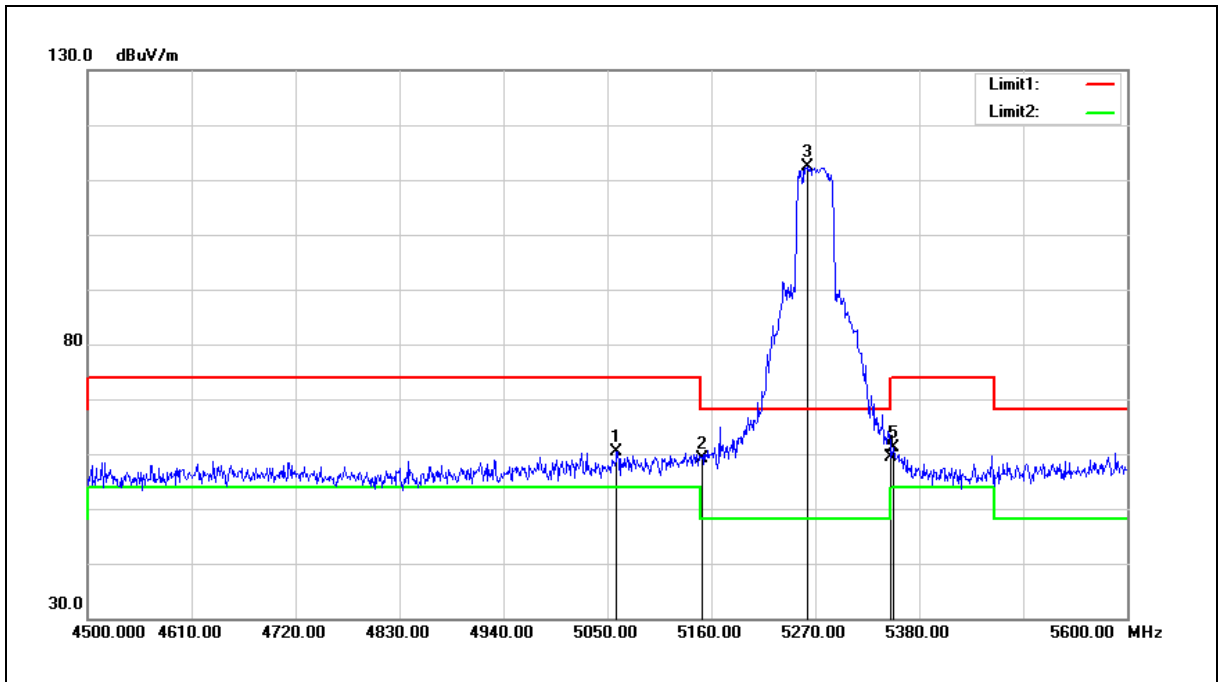
No.	Frequency (MHz)	Reading (dBuV)	Correct Factor (dB/m)	Result (dBuV/m)	Limit (dBuV/m)	Margin (dB)	Remark
1	5065.400	60.27	-0.24	60.03	74.00	-13.97	peak
2	5150.000	58.44	-0.08	58.36	74.00	-15.64	peak
3	5279.900	110.86	0.16	111.02	68.20	42.82	peak
4	5350.000	58.22	0.30	58.52	74.00	-15.48	peak
5	5362.400	61.35	0.31	61.66	74.00	-12.34	peak

Note: 1.Result (dBuV/m) = Correct Factor (dB/m) + Reading(dBuV).

2.Correction factor (dB/m) = Antenna Factor (dB/m) + Cable loss (dB) – Pre-Amplifier gain (dB).

3.When the peak results are less than average limit, so not need to evaluate the average.

Standard:	FCC Part 15.407	Test Distance:	3 m
Test item:	Band edge		
Frequency:	5270 MHz		
Mode:	802.11ax HE40		
Ant.Polar.:	Vertical		



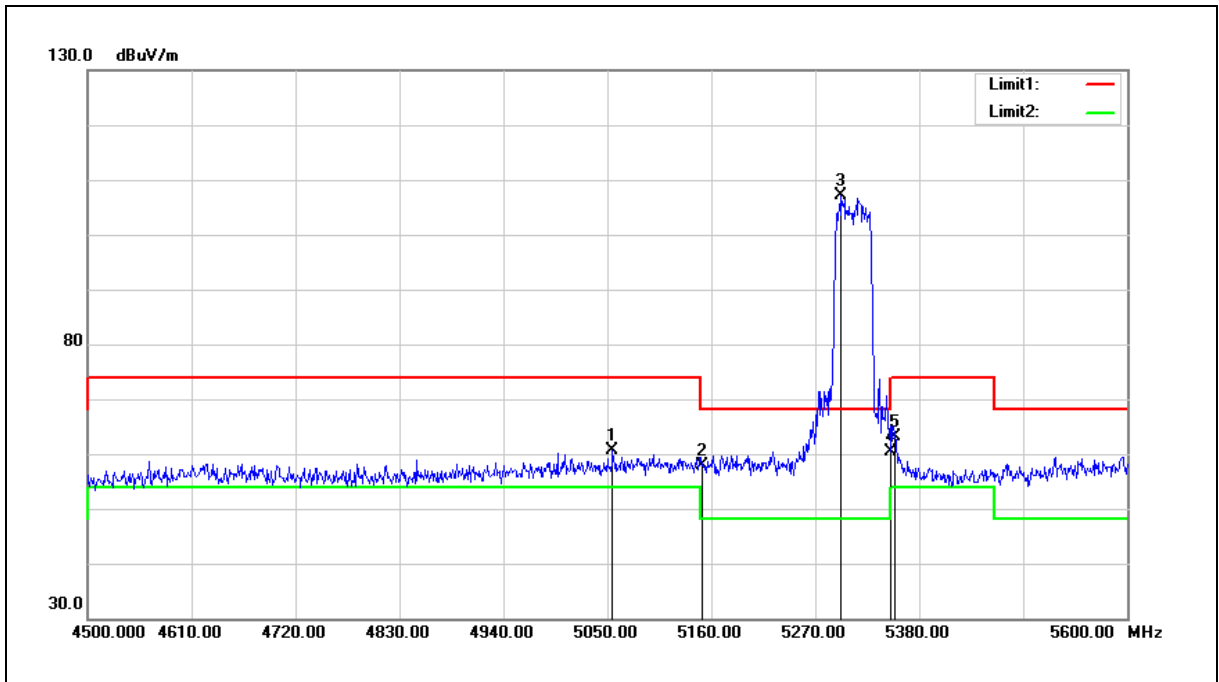
No.	Frequency (MHz)	Reading (dBuV)	Correct Factor (dB/m)	Result (dBuV/m)	Limit (dBuV/m)	Margin (dB)	Remark
1	5059.900	60.63	-0.25	60.38	74.00	-13.62	peak
2	5150.000	59.27	-0.08	59.19	74.00	-14.81	peak
3	5261.200	112.35	0.13	112.48	68.20	44.28	peak
4	5350.000	59.13	0.30	59.43	74.00	-14.57	peak
5	5352.500	60.85	0.30	61.15	74.00	-12.85	peak

Note: 1.Result (dBuV/m) = Correct Factor (dB/m) + Reading(dBuV).

2.Correction factor (dB/m) = Antenna Factor (dB/m) + Cable loss (dB) – Pre-Amplifier gain (dB).

3.When the peak results are less than average limit, so not need to evaluate the average.

Standard:	FCC Part 15.407	Test Distance:	3 m
Test item:	Band edge		
Frequency:	5310 MHz		
Mode:	802.11ax HE40		
Ant.Polar.:	Horizontal		



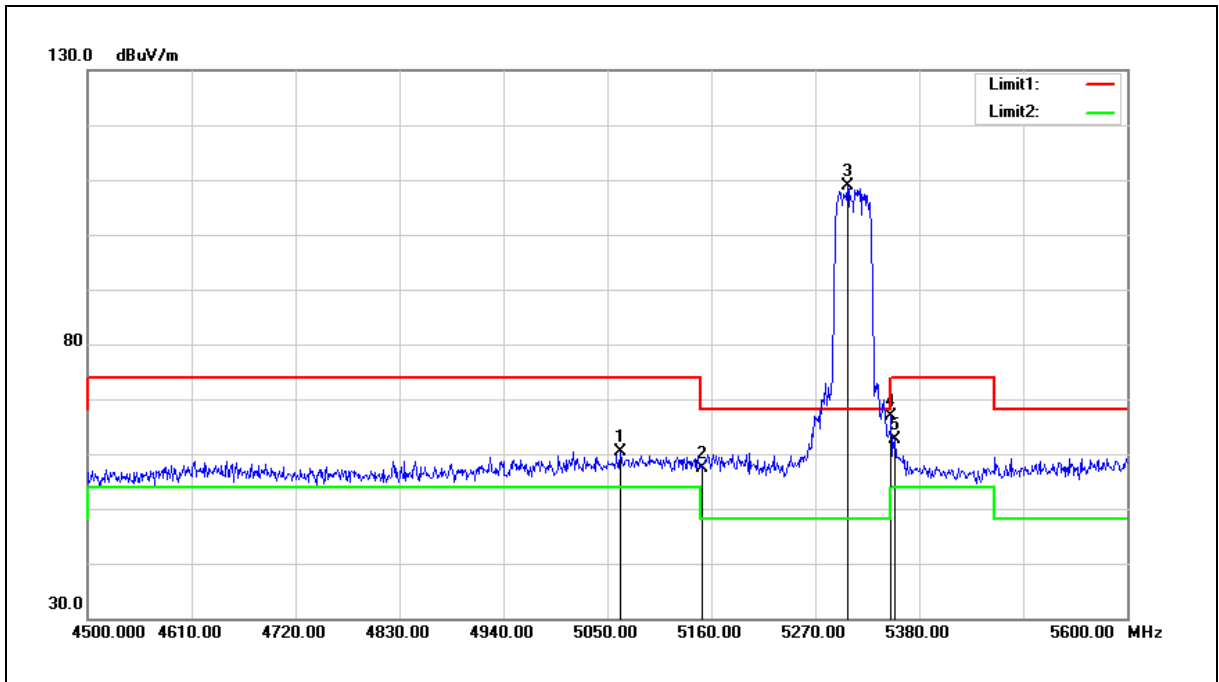
No.	Frequency (MHz)	Reading (dBuV)	Correct Factor (dB/m)	Result (dBuV/m)	Limit (dBuV/m)	Margin (dB)	Remark
1	5055.500	60.96	-0.26	60.70	74.00	-13.30	peak
2	5150.000	58.06	-0.08	57.98	74.00	-16.02	peak
3	5297.500	106.81	0.20	107.01	68.20	38.81	peak
4	5350.000	60.15	0.30	60.45	74.00	-13.55	peak
5	5354.700	62.95	0.30	63.25	74.00	-10.75	peak

Note: 1.Result (dBuV/m) = Correct Factor (dB/m) + Reading(dBuV).

2.Correction factor (dB/m) = Antenna Factor (dB/m) + Cable loss (dB) – Pre-Amplifier gain (dB).

3.When the peak results are less than average limit, so not need to evaluate the average.

Standard:	FCC Part 15.407	Test Distance:	3 m
Test item:	Band edge		
Frequency:	5310 MHz		
Mode:	802.11ax HE40		
Ant.Polar.:	Vertical		



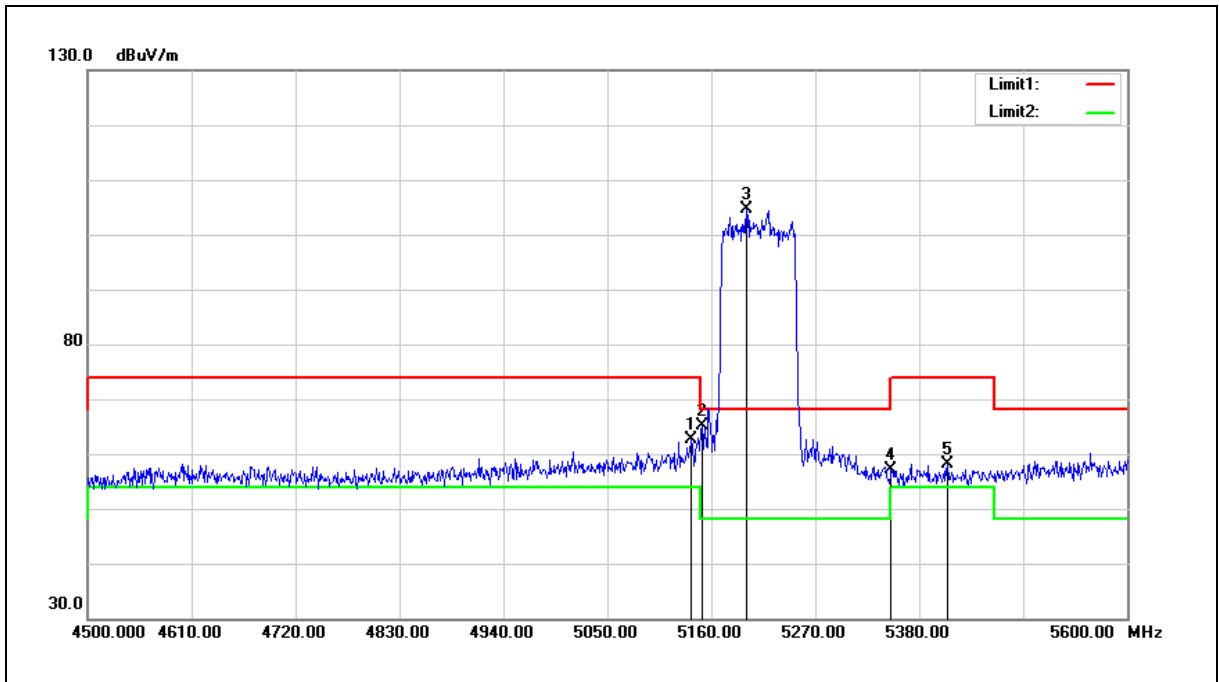
No.	Frequency (MHz)	Reading (dBuV)	Correct Factor (dB/m)	Result (dBuV/m)	Limit (dBuV/m)	Margin (dB)	Remark
1	5063.200	60.61	-0.24	60.37	74.00	-13.63	peak
2	5150.000	57.48	-0.08	57.40	74.00	-16.60	peak
3	5304.100	108.62	0.20	108.82	68.20	40.62	peak
4	5350.000	66.53	0.30	66.83	74.00	-7.17	peak
5	5354.700	62.43	0.30	62.73	74.00	-11.27	peak

Note: 1.Result (dBuV/m) = Correct Factor (dB/m) + Reading(dBuV).

2.Correction factor (dB/m) = Antenna Factor (dB/m) + Cable loss (dB) – Pre-Amplifier gain (dB).

3.When the peak results are less than average limit, so not need to evaluate the average.

Standard:	FCC Part 15.407	Test Distance:	3 m
Test item:	Band edge		
Frequency:	5210 MHz		
Mode:	802.11ax HE80		
Ant.Polar.:	Horizontal		



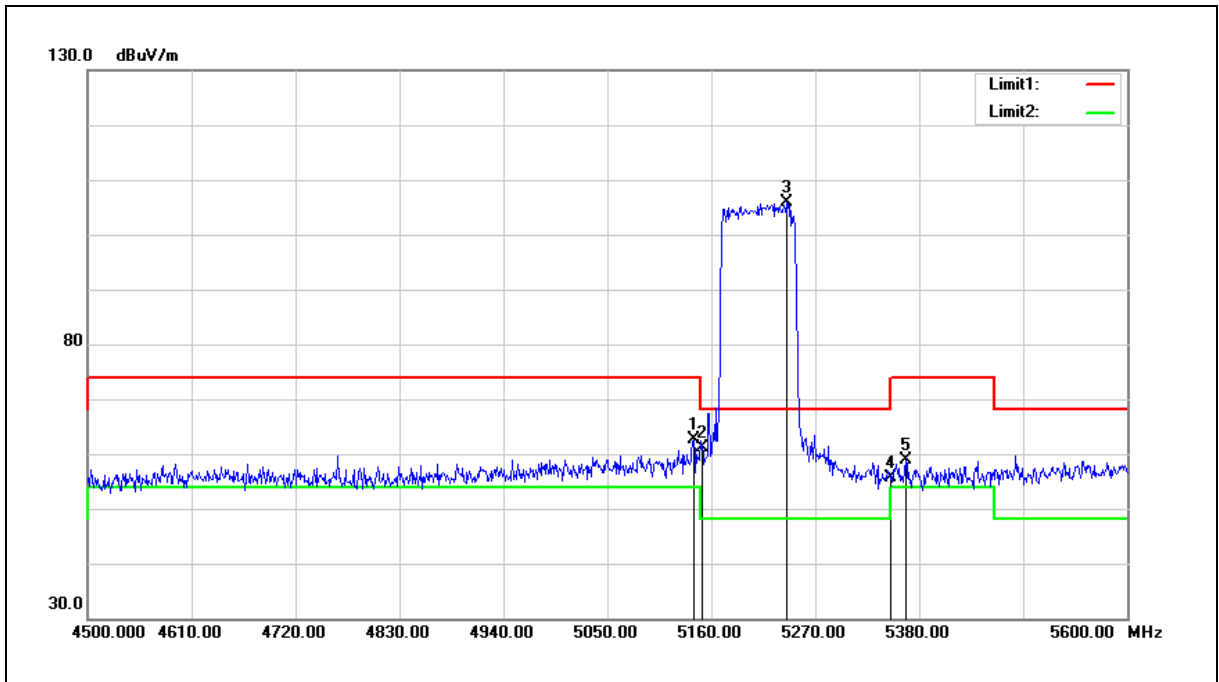
No.	Frequency (MHz)	Reading (dBuV)	Correct Factor (dB/m)	Result (dBuV/m)	Limit (dBuV/m)	Margin (dB)	Remark
1	5139.100	62.66	-0.10	62.56	74.00	-11.44	peak
2	5150.000	65.12	-0.08	65.04	74.00	-8.96	peak
3	5197.400	104.55	0.01	104.56	68.20	36.36	peak
4	5350.000	56.73	0.30	57.03	74.00	-16.97	peak
5	5409.700	57.78	0.41	58.19	74.00	-15.81	peak

Note: 1.Result (dBuV/m) = Correct Factor (dB/m) + Reading(dBuV).

2.Correction factor (dB/m) = Antenna Factor (dB/m) + Cable loss (dB) – Pre-Amplifier gain (dB).

3.When the peak results are less than average limit, so not need to evaluate the average.

Standard:	FCC Part 15.407	Test Distance:	3 m
Test item:	Band edge		
Frequency:	5210 MHz		
Mode:	802.11ax HE80		
Ant.Polar.:	Vertical		



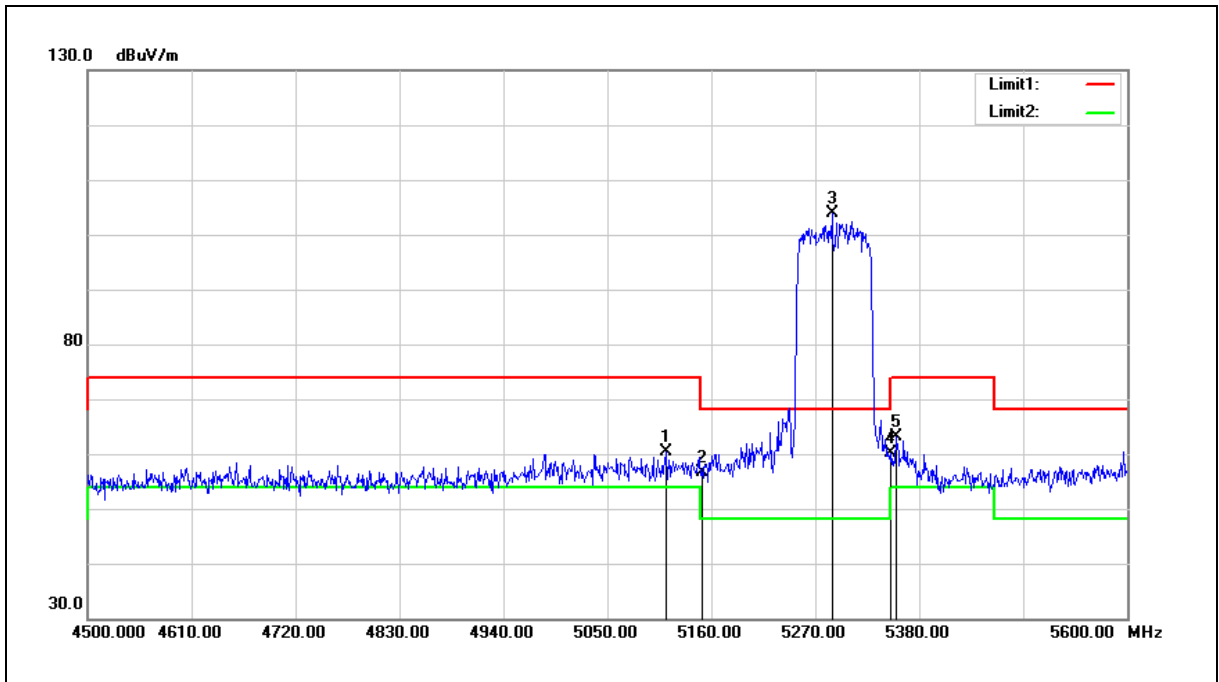
No.	Frequency (MHz)	Reading (dBuV)	Correct Factor (dB/m)	Result (dBuV/m)	Limit (dBuV/m)	Margin (dB)	Remark
1	5141.300	62.83	-0.10	62.73	74.00	-11.27	peak
2	5150.000	61.20	-0.08	61.12	74.00	-12.88	peak
3	5239.200	105.81	0.08	105.89	68.20	37.69	peak
4	5350.000	55.23	0.30	55.53	74.00	-18.47	peak
5	5365.700	58.53	0.32	58.85	74.00	-15.15	peak

Note: 1.Result (dBuV/m) = Correct Factor (dB/m) + Reading(dBuV).

2.Correction factor (dB/m) = Antenna Factor (dB/m) + Cable loss (dB) – Pre-Amplifier gain (dB).

3.When the peak results are less than average limit, so not need to evaluate the average.

Standard:	FCC Part 15.407	Test Distance:	3 m
Test item:	Band edge		
Frequency:	5290 MHz		
Mode:	802.11ax HE80		
Ant.Polar.:	Horizontal		



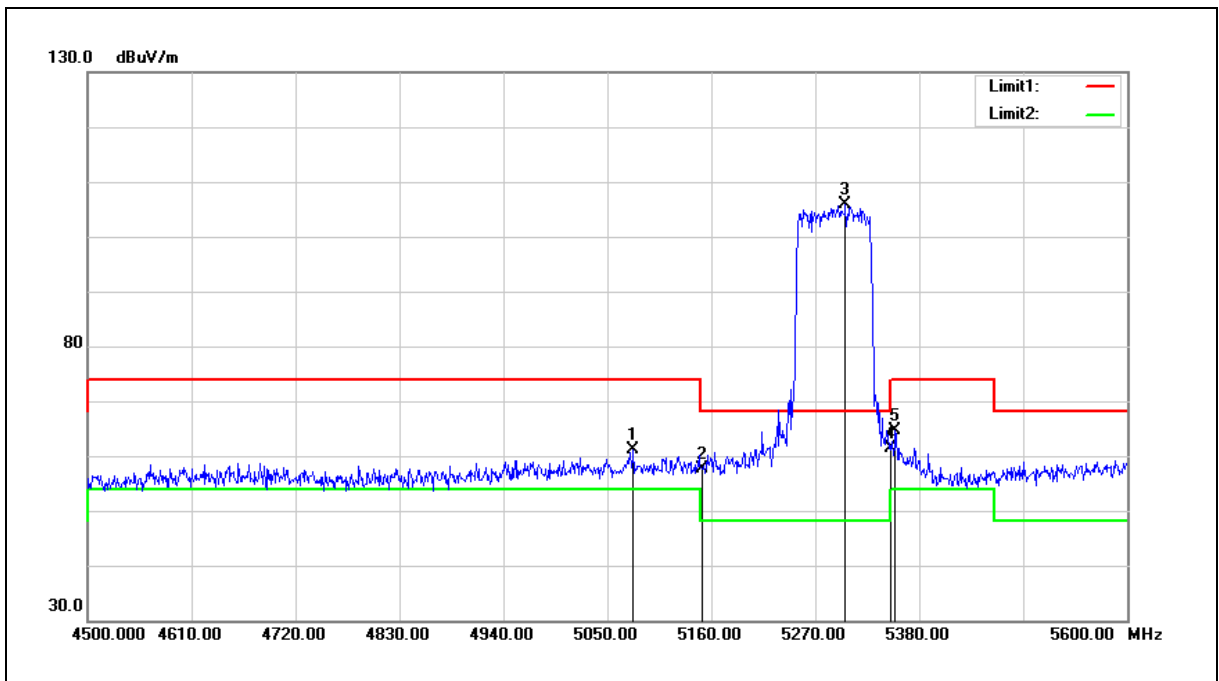
No.	Frequency (MHz)	Reading (dBuV)	Correct Factor (dB/m)	Result (dBuV/m)	Limit (dBuV/m)	Margin (dB)	Remark
1	5112.700	60.65	-0.15	60.50	74.00	-13.50	peak
2	5150.000	56.81	-0.08	56.73	74.00	-17.27	peak
3	5287.600	103.61	0.18	103.79	68.20	35.59	peak
4	5350.000	59.75	0.30	60.05	74.00	-13.95	peak
5	5355.800	62.74	0.30	63.04	74.00	-10.96	peak

Note: 1.Result (dBuV/m) = Correct Factor (dB/m) + Reading(dBuV).

2.Correction factor (dB/m) = Antenna Factor (dB/m) + Cable loss (dB) – Pre-Amplifier gain (dB).

3.When the peak results are less than average limit, so not need to evaluate the average.

Standard:	FCC Part 15.407	Test Distance:	3 m
Test item:	Band edge		
Frequency:	5290 MHz		
Mode:	802.11ax HE80		
Ant.Polar.:	Vertical		



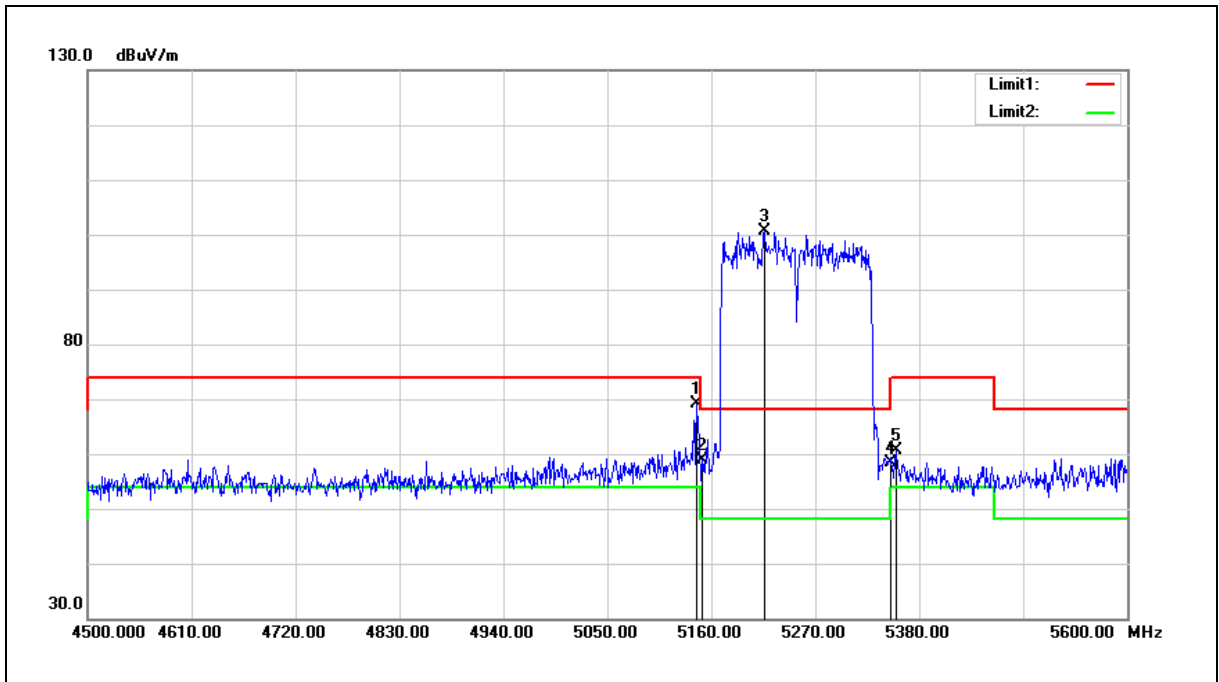
No.	Frequency (MHz)	Reading (dBuV)	Correct Factor (dB/m)	Result (dBuV/m)	Limit (dBuV/m)	Margin (dB)	Remark
1	5077.500	61.45	-0.21	61.24	74.00	-12.76	peak
2	5150.000	57.68	-0.08	57.60	74.00	-16.40	peak
3	5301.900	105.65	0.20	105.85	68.20	37.65	peak
4	5350.000	60.96	0.30	61.26	74.00	-12.74	peak
5	5354.700	64.29	0.30	64.59	74.00	-9.41	peak

Note: 1.Result (dBuV/m) = Correct Factor (dB/m) + Reading(dBuV).

2.Correction factor (dB/m) = Antenna Factor (dB/m) + Cable loss (dB) – Pre-Amplifier gain (dB).

3.When the peak results are less than average limit, so not need to evaluate the average.

Standard:	FCC Part 15.407	Test Distance:	3 m
Test item:	Band edge		
Frequency:	5250 MHz		
Mode:	802.11ax HE160		
Ant.Polar.:	Horizontal		



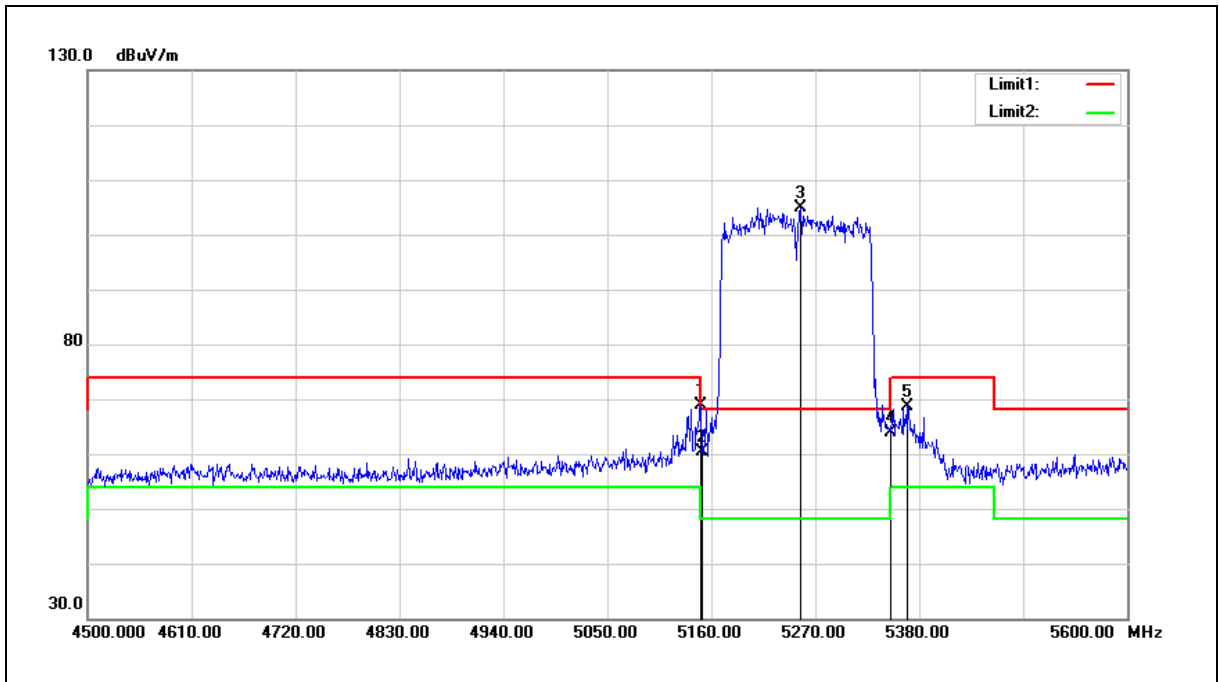
No.	Frequency (MHz)	Reading (dBuV)	Correct Factor (dB/m)	Result (dBuV/m)	Limit (dBuV/m)	Margin (dB)	Remark
1	5144.600	69.20	-0.08	69.12	74.00	-4.88	peak
2	5150.000	58.99	-0.08	58.91	74.00	-15.09	peak
3	5216.100	100.50	0.04	100.54	68.20	32.34	peak
4	5350.000	57.98	0.30	58.28	74.00	-15.72	peak
5	5355.800	60.41	0.30	60.71	74.00	-13.29	peak

Note: 1.Result (dBuV/m) = Correct Factor (dB/m) + Reading(dBuV).

2.Correction factor (dB/m) = Antenna Factor (dB/m) + Cable loss (dB) – Pre-Amplifier gain (dB).

3.When the peak results are less than average limit, so not need to evaluate the average.

Standard:	FCC Part 15.407	Test Distance:	3 m
Test item:	Band edge		
Frequency:	5250 MHz		
Mode:	802.11ax HE160		
Ant.Polar.:	Vertical		



No.	Frequency (MHz)	Reading (dBuV)	Correct Factor (dB/m)	Result (dBuV/m)	Limit (dBuV/m)	Margin (dB)	Remark
1	5149.000	68.89	-0.08	68.81	74.00	-5.19	peak
2	5150.000	60.36	-0.08	60.28	74.00	-13.72	peak
3	5254.600	104.72	0.12	104.84	68.20	36.64	peak
4	5350.000	63.47	0.30	63.77	74.00	-10.23	peak
5	5366.800	68.20	0.32	68.52	74.00	-5.48	peak

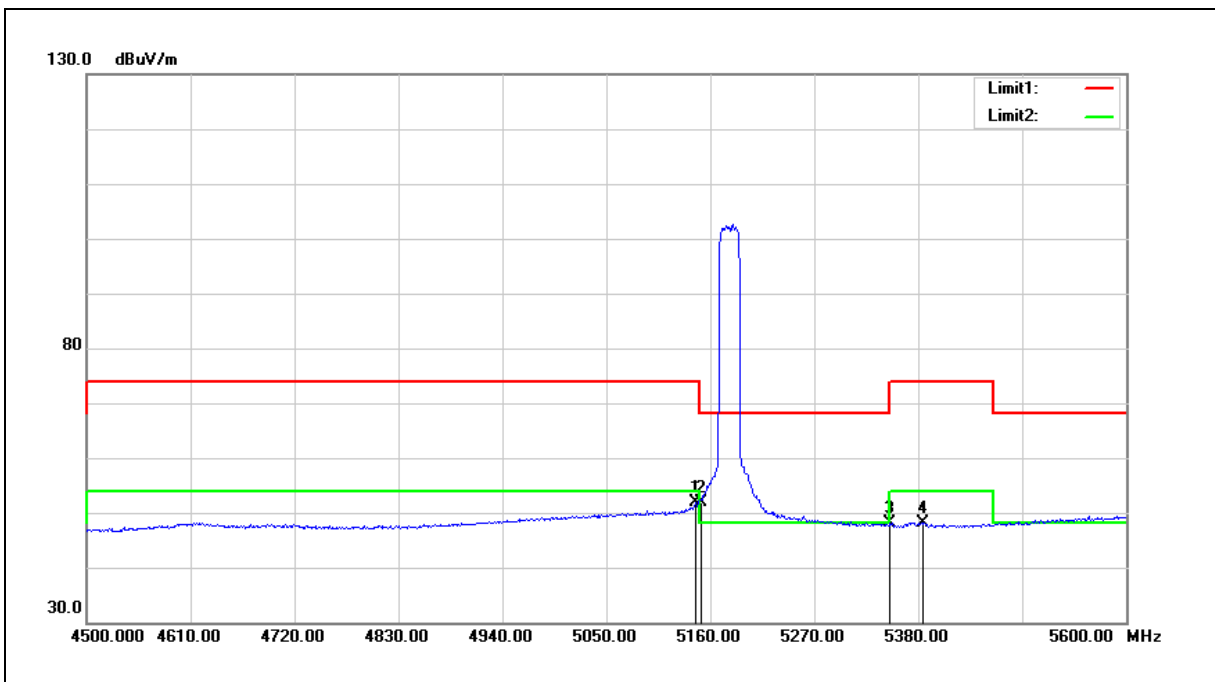
Note: 1. Result (dBuV/m) = Correct Factor (dB/m) + Reading (dBuV).

2. Correction factor (dB/m) = Antenna Factor (dB/m) + Cable loss (dB) – Pre-Amplifier gain (dB).

3. When the peak results are less than average limit, so not need to evaluate the average.

Average

Standard:	FCC Part 15.407	Test Distance:	3 m
Test item:	Band edge		
Frequency:	5180 MHz		
Mode:	802.11ax HE20		
Ant.Polar.:	Horizontal		



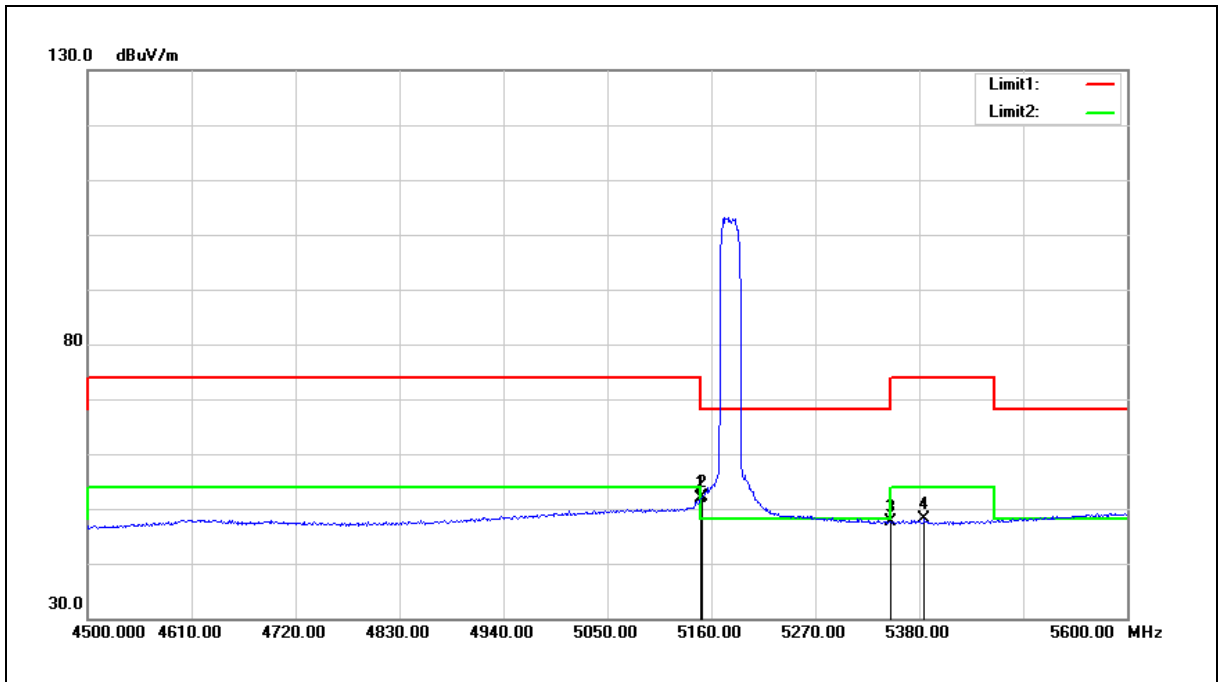
No.	Frequency (MHz)	Reading (dBuV)	Correct Factor (dB/m)	Result (dBuV/m)	Limit (dBuV/m)	Margin (dB)	Remark
1	5144.600	51.85	-0.08	51.77	54.00	-2.23	AVG
2	5150.000	51.88	-0.08	51.80	54.00	-2.20	AVG
3	5350.000	47.75	0.30	48.05	54.00	-5.95	AVG
4	5385.500	47.87	0.36	48.23	54.00	-5.77	AVG

Note: 1. Result (dBuV/m) = Correct Factor (dB/m) + Reading (dBuV).

2. Correction factor (dB/m) = Antenna Factor (dB/m) + Cable loss (dB) – Pre-Amplifier gain (dB).

3. When the peak results are less than average limit, so not need to evaluate the average.

Standard:	FCC Part 15.407	Test Distance:	3 m
Test item:	Band edge		
Frequency:	5180 MHz		
Mode:	802.11ax HE20		
Ant.Polar.:	Vertical		



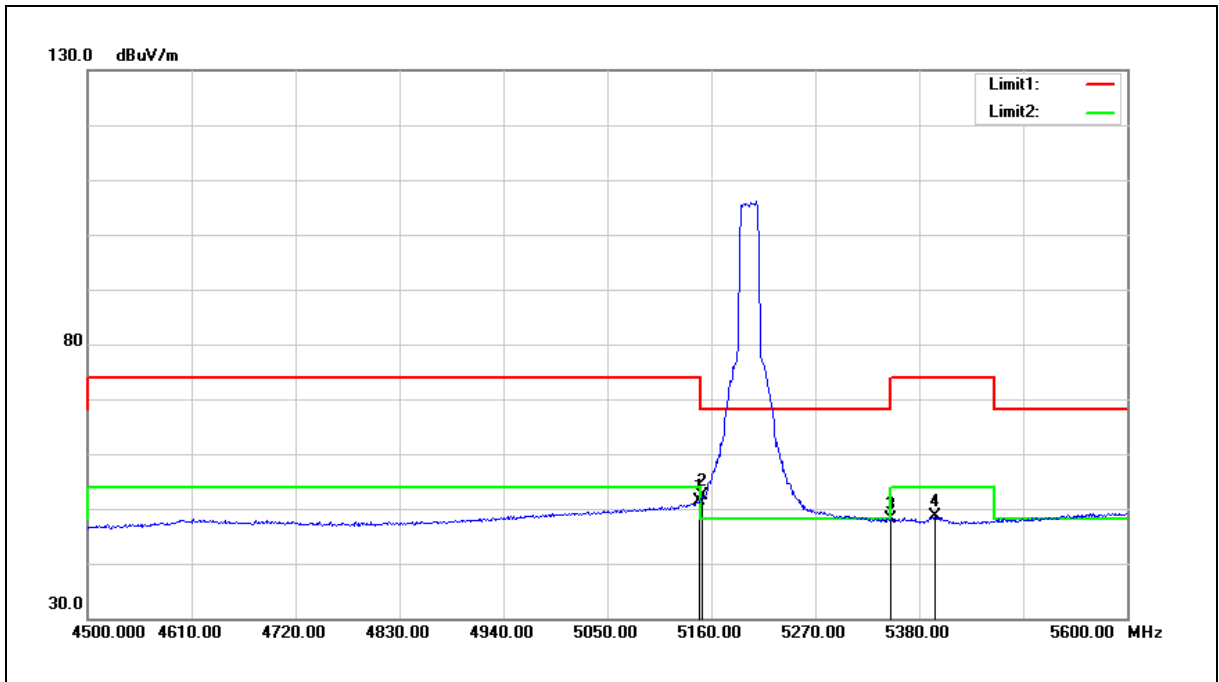
No.	Frequency (MHz)	Reading (dBuV)	Correct Factor (dB/m)	Result (dBuV/m)	Limit (dBuV/m)	Margin (dB)	Remark
1	5149.000	51.95	-0.08	51.87	54.00	-2.13	AVG
2	5150.000	52.27	-0.08	52.19	54.00	-1.81	AVG
3	5350.000	47.30	0.30	47.60	54.00	-6.40	AVG
4	5385.500	47.80	0.36	48.16	54.00	-5.84	AVG

Note:1.Result (dBuV/m) = Correct Factor (dB/m) + Reading(dBuV).

2.Correction factor (dB/m) = Antenna Factor (dB/m) + Cable loss (dB) – Pre-Amplifier gain (dB).

3.When the peak results are less than average limit, so not need to evaluate the average.

Standard:	FCC Part 15.407	Test Distance:	3 m
Test item:	Band edge		
Frequency:	5200 MHz		
Mode:	802.11ax HE20		
Ant.Polar.:	Horizontal		



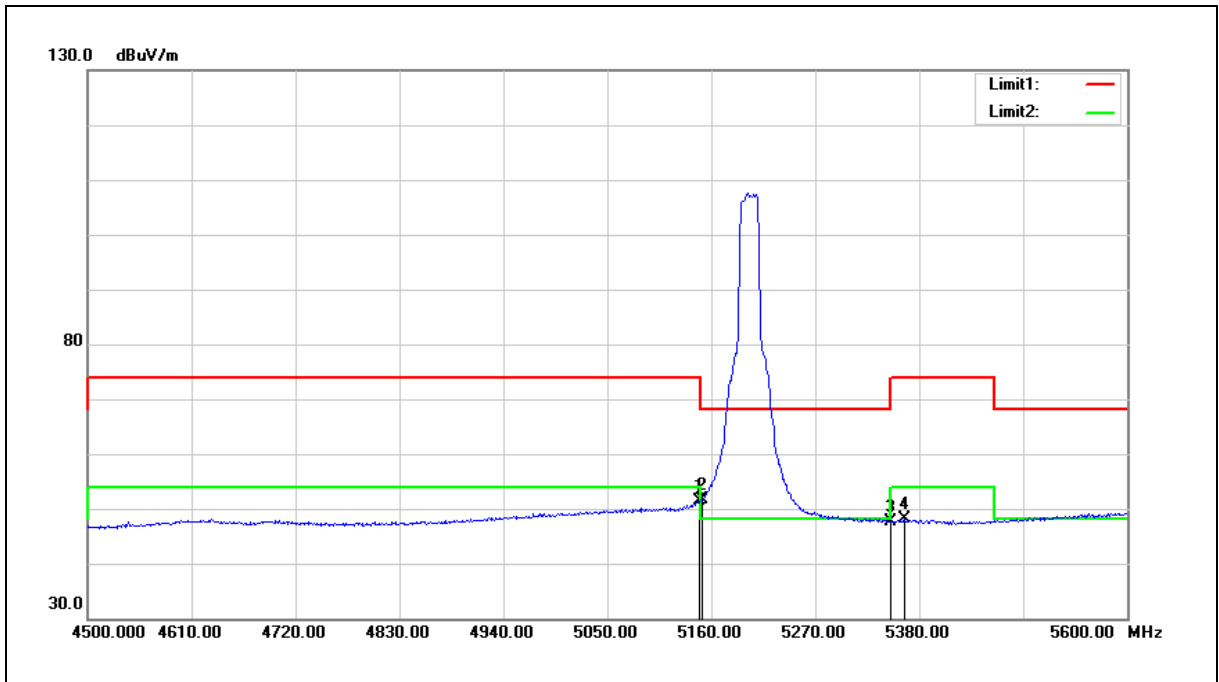
No.	Frequency (MHz)	Reading (dBuV)	Correct Factor (dB/m)	Result (dBuV/m)	Limit (dBuV/m)	Margin (dB)	Remark
1	5147.900	51.50	-0.08	51.42	54.00	-2.58	AVG
2	5150.000	52.56	-0.08	52.48	54.00	-1.52	AVG
3	5350.000	47.85	0.30	48.15	54.00	-5.85	AVG
4	5396.500	48.27	0.38	48.65	54.00	-5.35	AVG

Note:1.Result (dBuV/m) = Correct Factor (dB/m) + Reading(dBuV).

2.Correction factor (dB/m) = Antenna Factor (dB/m) + Cable loss (dB) – Pre-Amplifier gain (dB).

3.When the peak results are less than average limit, so not need to evaluate the average.

Standard:	FCC Part 15.407	Test Distance:	3 m
Test item:	Band edge		
Frequency:	5200 MHz		
Mode:	802.11ax HE20		
Ant.Polar.:	Vertical		



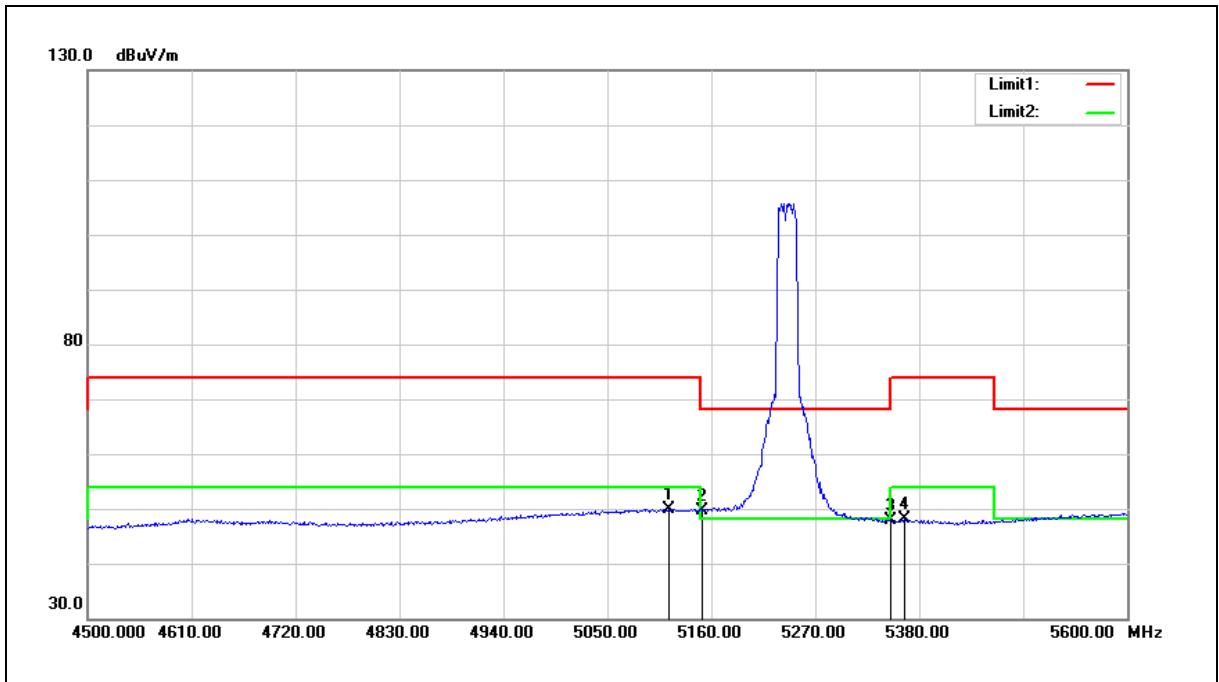
No.	Frequency (MHz)	Reading (dBuV)	Correct Factor (dB/m)	Result (dBuV/m)	Limit (dBuV/m)	Margin (dB)	Remark
1	5147.900	51.55	-0.08	51.47	54.00	-2.53	AVG
2	5150.000	51.78	-0.08	51.70	54.00	-2.30	AVG
3	5350.000	47.43	0.30	47.73	54.00	-6.27	AVG
4	5364.600	47.74	0.32	48.06	54.00	-5.94	AVG

Note:1.Result (dBuV/m) = Correct Factor (dB/m) + Reading(dBuV).

2.Correction factor (dB/m) = Antenna Factor (dB/m) + Cable loss (dB) – Pre-Amplifier gain (dB).

3.When the peak results are less than average limit, so not need to evaluate the average.

Standard:	FCC Part 15.407	Test Distance:	3 m
Test item:	Band edge		
Frequency:	5240 MHz		
Mode:	802.11ax HE20		
Ant.Polar.:	Horizontal		



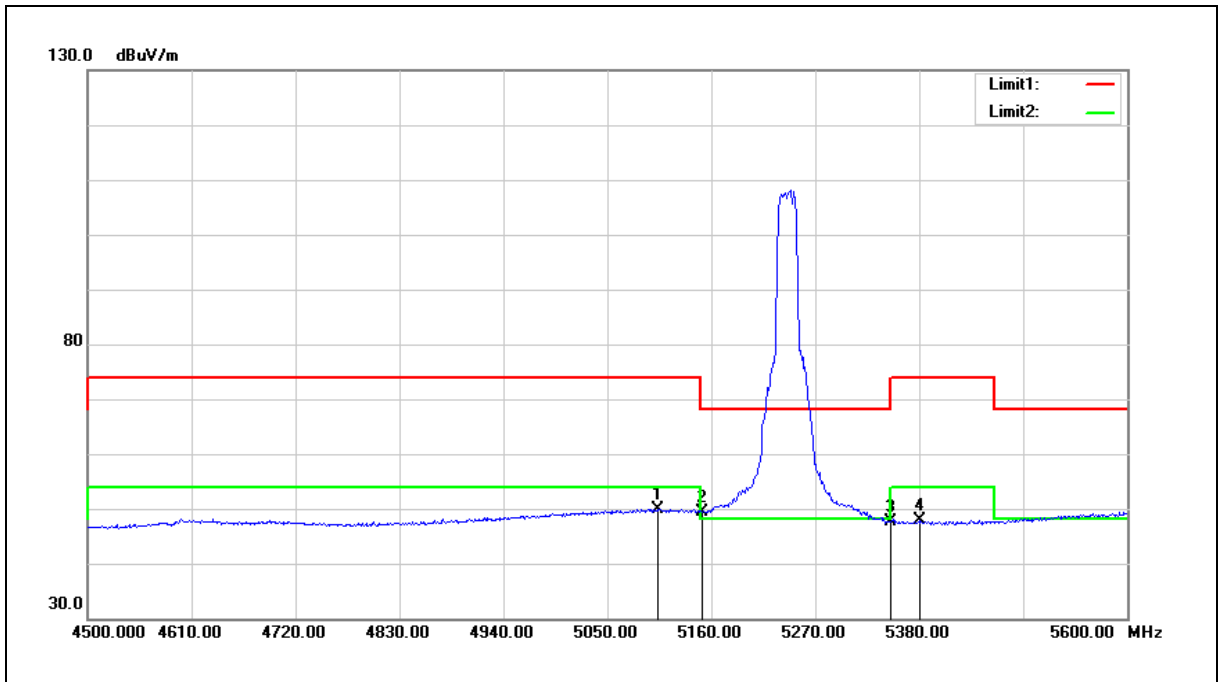
No.	Frequency (MHz)	Reading (dBuV)	Correct Factor (dB/m)	Result (dBuV/m)	Limit (dBuV/m)	Margin (dB)	Remark
1	5114.900	50.12	-0.15	49.97	54.00	-4.03	AVG
2	5150.000	49.67	-0.08	49.59	54.00	-4.41	AVG
3	5350.000	47.62	0.30	47.92	54.00	-6.08	AVG
4	5364.600	47.72	0.32	48.04	54.00	-5.96	AVG

Note:1.Result (dBuV/m) = Correct Factor (dB/m) + Reading(dBuV).

2.Correction factor (dB/m) = Antenna Factor (dB/m) + Cable loss (dB) – Pre-Amplifier gain (dB).

3.When the peak results are less than average limit, so not need to evaluate the average.

Standard:	FCC Part 15.407	Test Distance:	3 m
Test item:	Band edge		
Frequency:	5240 MHz		
Mode:	802.11ax HE20		
Ant.Polar.:	Vertical		



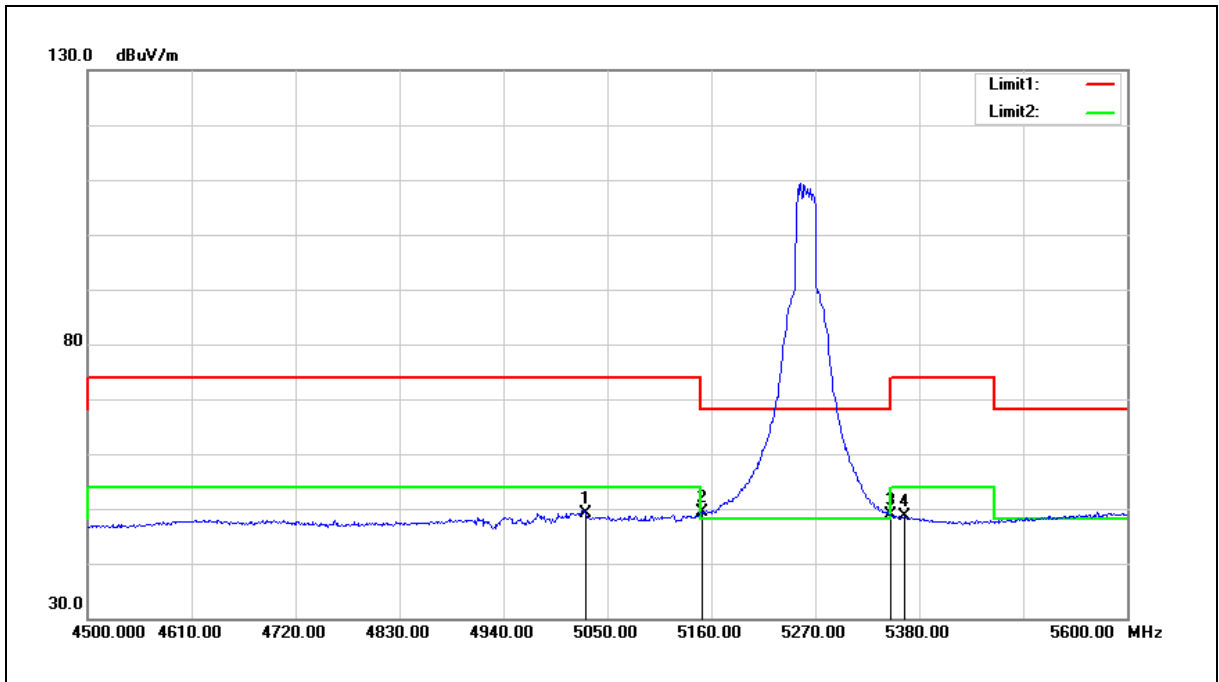
No.	Frequency (MHz)	Reading (dBuV)	Correct Factor (dB/m)	Result (dBuV/m)	Limit (dBuV/m)	Margin (dB)	Remark
1	5103.900	50.11	-0.16	49.95	54.00	-4.05	AVG
2	5150.000	49.56	-0.08	49.48	54.00	-4.52	AVG
3	5350.000	47.39	0.30	47.69	54.00	-6.31	AVG
4	5380.000	47.64	0.35	47.99	54.00	-6.01	AVG

Note:1.Result (dBuV/m) = Correct Factor (dB/m) + Reading(dBuV).

2.Correction factor (dB/m) = Antenna Factor (dB/m) + Cable loss (dB) – Pre-Amplifier gain (dB).

3.When the peak results are less than average limit, so not need to evaluate the average.

Standard:	FCC Part 15.407	Test Distance:	3 m
Test item:	Band edge		
Frequency:	5260 MHz		
Mode:	802.11ax HE20		
Ant.Polar.:	Horizontal		



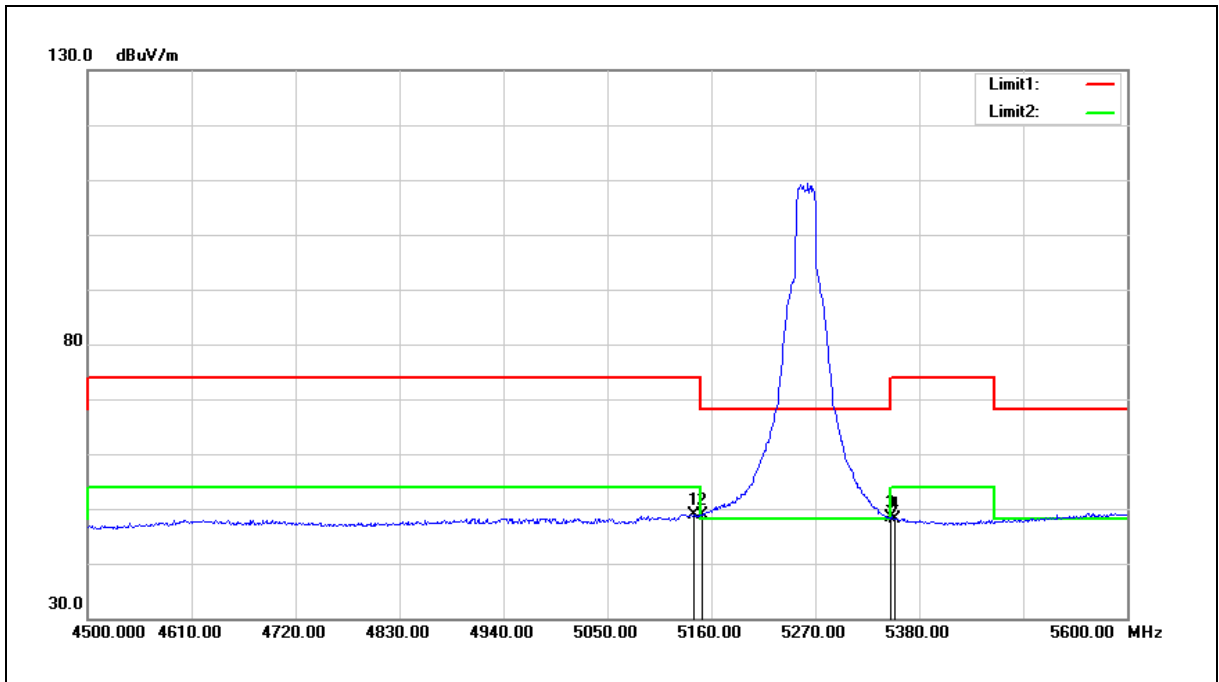
No.	Frequency (MHz)	Reading (dBuV)	Correct Factor (dB/m)	Result (dBuV/m)	Limit (dBuV/m)	Margin (dB)	Remark
1	5026.900	49.32	-0.31	49.01	54.00	-4.99	AVG
2	5150.000	49.36	-0.08	49.28	54.00	-4.72	AVG
3	5350.000	48.59	0.30	48.89	54.00	-5.11	AVG
4	5364.600	48.33	0.32	48.65	54.00	-5.35	AVG

Note:1.Result (dBuV/m) = Correct Factor (dB/m) + Reading(dBuV).

2.Correction factor (dB/m) = Antenna Factor (dB/m) + Cable loss (dB) – Pre-Amplifier gain (dB).

3.When the peak results are less than average limit, so not need to evaluate the average.

Standard:	FCC Part 15.407	Test Distance:	3 m
Test item:	Band edge		
Frequency:	5260 MHz		
Mode:	802.11ax HE20		
Ant.Polar.:	Vertical		



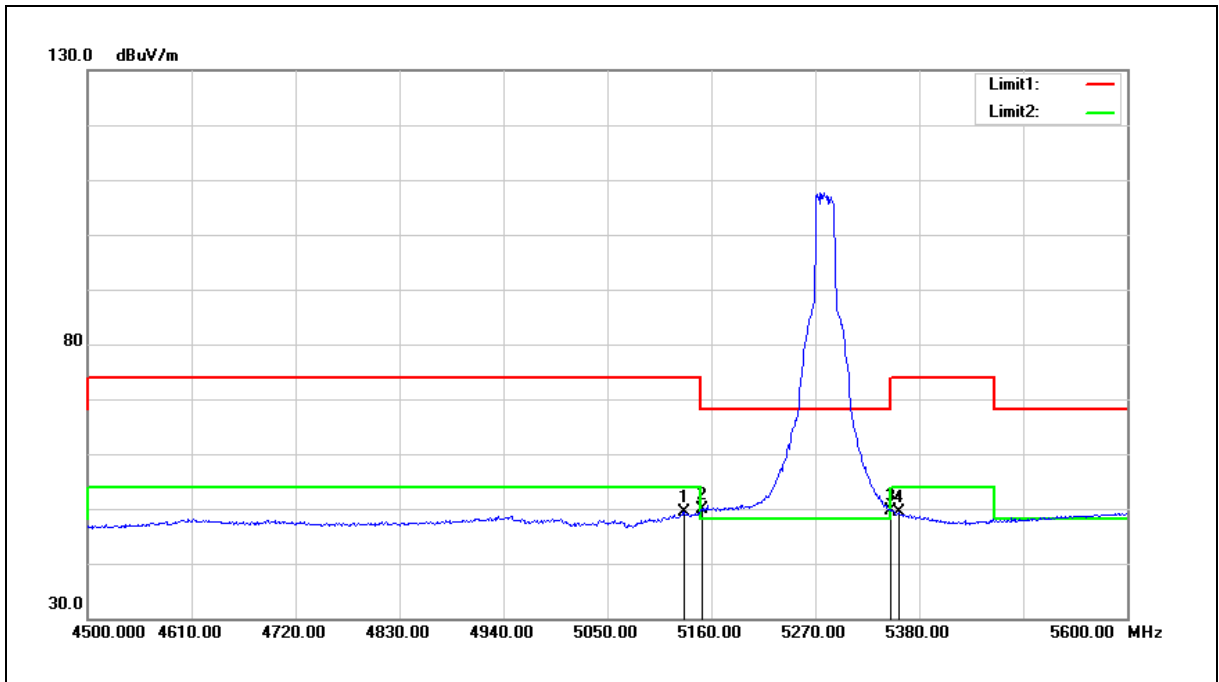
No.	Frequency (MHz)	Reading (dBuV)	Correct Factor (dB/m)	Result (dBuV/m)	Limit (dBuV/m)	Margin (dB)	Remark
1	5141.300	49.08	-0.10	48.98	54.00	-5.02	AVG
2	5150.000	49.00	-0.08	48.92	54.00	-5.08	AVG
3	5350.000	47.98	0.30	48.28	54.00	-5.72	AVG
4	5353.600	47.90	0.30	48.20	54.00	-5.80	AVG

Note:1.Result (dBuV/m) = Correct Factor (dB/m) + Reading(dBuV).

2.Correction factor (dB/m) = Antenna Factor (dB/m) + Cable loss (dB) – Pre-Amplifier gain (dB).

3.When the peak results are less than average limit, so not need to evaluate the average.

Standard:	FCC Part 15.407	Test Distance:	3 m
Test item:	Band edge		
Frequency:	5280 MHz		
Mode:	802.11ax HE20		
Ant.Polar.:	Horizontal		



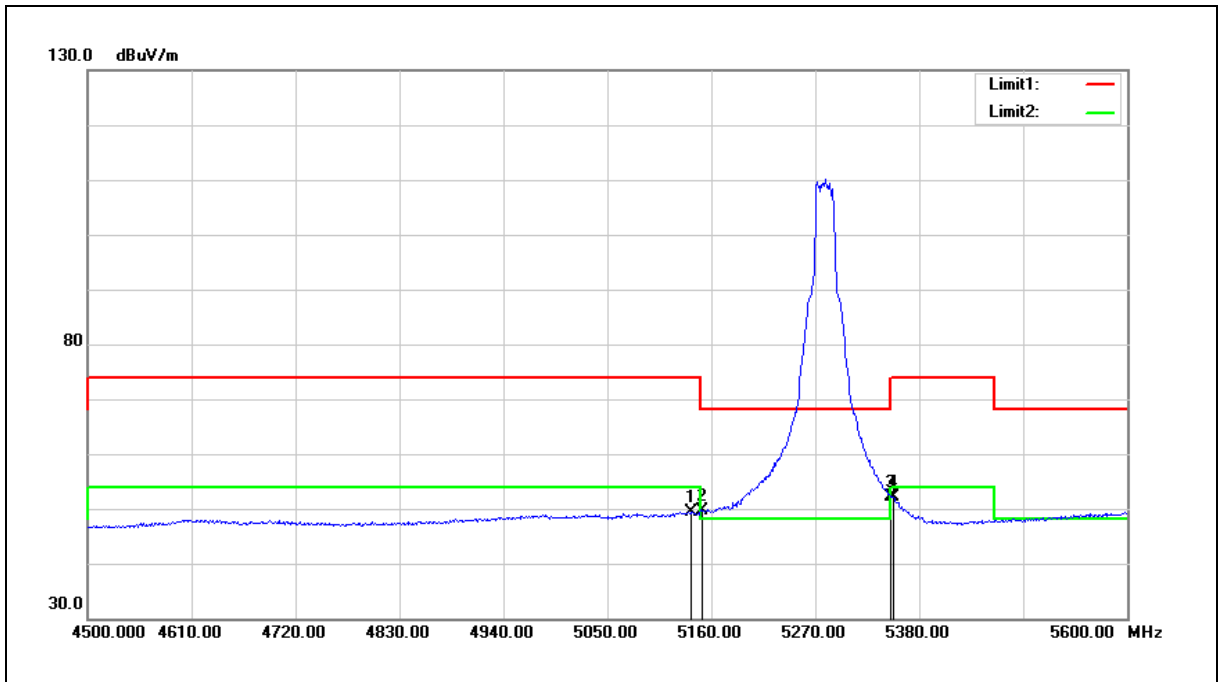
No.	Frequency (MHz)	Reading (dBuV)	Correct Factor (dB/m)	Result (dBuV/m)	Limit (dBuV/m)	Margin (dB)	Remark
1	5131.400	49.54	-0.11	49.43	54.00	-4.57	AVG
2	5150.000	49.93	-0.08	49.85	54.00	-4.15	AVG
3	5350.000	49.21	0.30	49.51	54.00	-4.49	AVG
4	5359.100	49.18	0.31	49.49	54.00	-4.51	AVG

Note:1.Result (dBuV/m) = Correct Factor (dB/m) + Reading(dBuV).

2.Correction factor (dB/m) = Antenna Factor (dB/m) + Cable loss (dB) – Pre-Amplifier gain (dB).

3.When the peak results are less than average limit, so not need to evaluate the average.

Standard:	FCC Part 15.407	Test Distance:	3 m
Test item:	Band edge		
Frequency:	5280 MHz		
Mode:	802.11ax HE20		
Ant.Polar.:	Vertical		



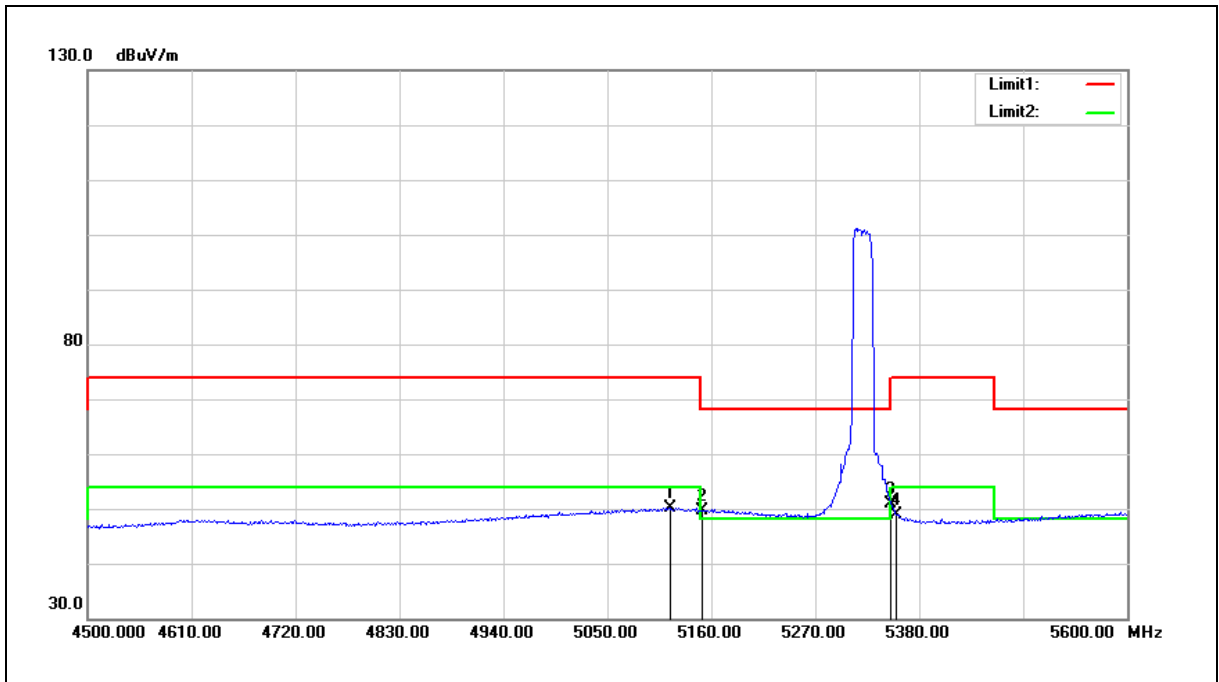
No.	Frequency (MHz)	Reading (dBuV)	Correct Factor (dB/m)	Result (dBuV/m)	Limit (dBuV/m)	Margin (dB)	Remark
1	5138.000	49.51	-0.10	49.41	54.00	-4.59	AVG
2	5150.000	49.68	-0.08	49.60	54.00	-4.40	AVG
3	5350.000	51.81	0.30	52.11	54.00	-1.89	AVG
4	5352.500	51.91	0.30	52.21	54.00	-1.79	AVG

Note:1.Result (dBuV/m) = Correct Factor (dB/m) + Reading(dBuV).

2.Correction factor (dB/m) = Antenna Factor (dB/m) + Cable loss (dB) – Pre-Amplifier gain (dB).

3.When the peak results are less than average limit, so not need to evaluate the average.

Standard:	FCC Part 15.407	Test Distance:	3 m
Test item:	Band edge		
Frequency:	5320 MHz		
Mode:	802.11ax HE20		
Ant.Polar.:	Horizontal		



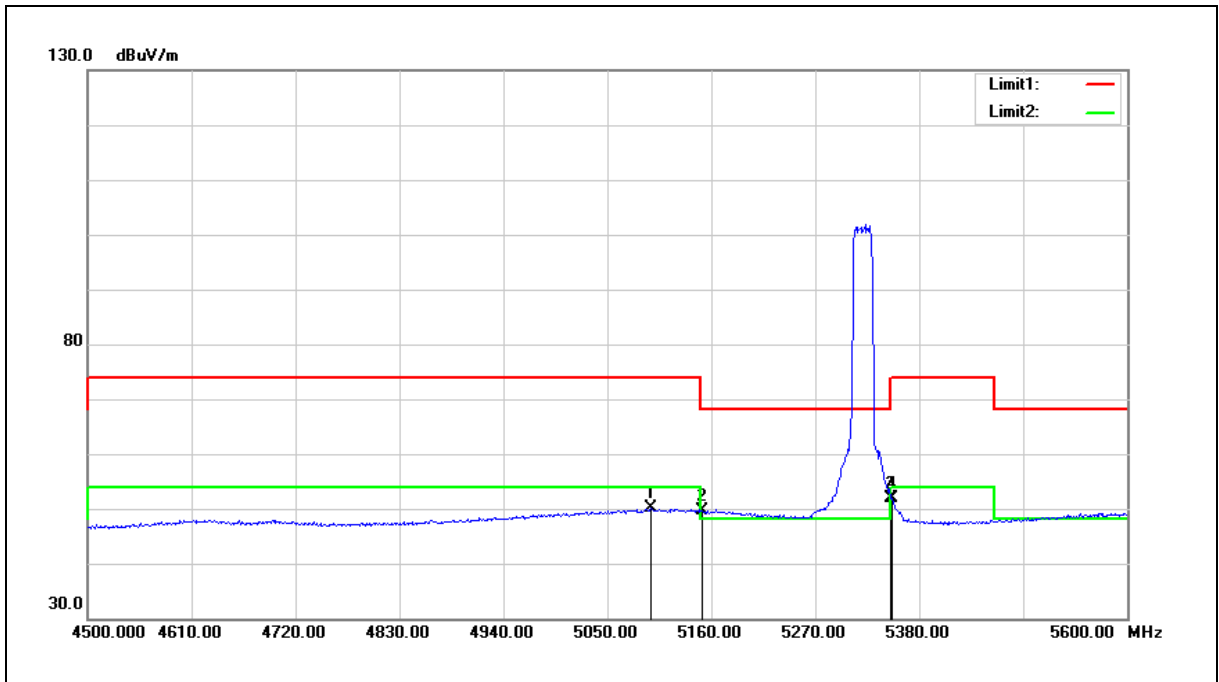
No.	Frequency (MHz)	Reading (dBuV)	Correct Factor (dB/m)	Result (dBuV/m)	Limit (dBuV/m)	Margin (dB)	Remark
1	5116.000	50.33	-0.15	50.18	54.00	-3.82	AVG
2	5150.000	49.71	-0.08	49.63	54.00	-4.37	AVG
3	5350.000	50.50	0.30	50.80	54.00	-3.20	AVG
4	5355.800	48.69	0.30	48.99	54.00	-5.01	AVG

Note:1.Result (dBuV/m) = Correct Factor (dB/m) + Reading(dBuV).

2.Correction factor (dB/m) = Antenna Factor (dB/m) + Cable loss (dB) – Pre-Amplifier gain (dB).

3.When the peak results are less than average limit, so not need to evaluate the average.

Standard:	FCC Part 15.407	Test Distance:	3 m
Test item:	Band edge		
Frequency:	5320 MHz		
Mode:	802.11ax HE20		
Ant.Polar.:	Vertical		



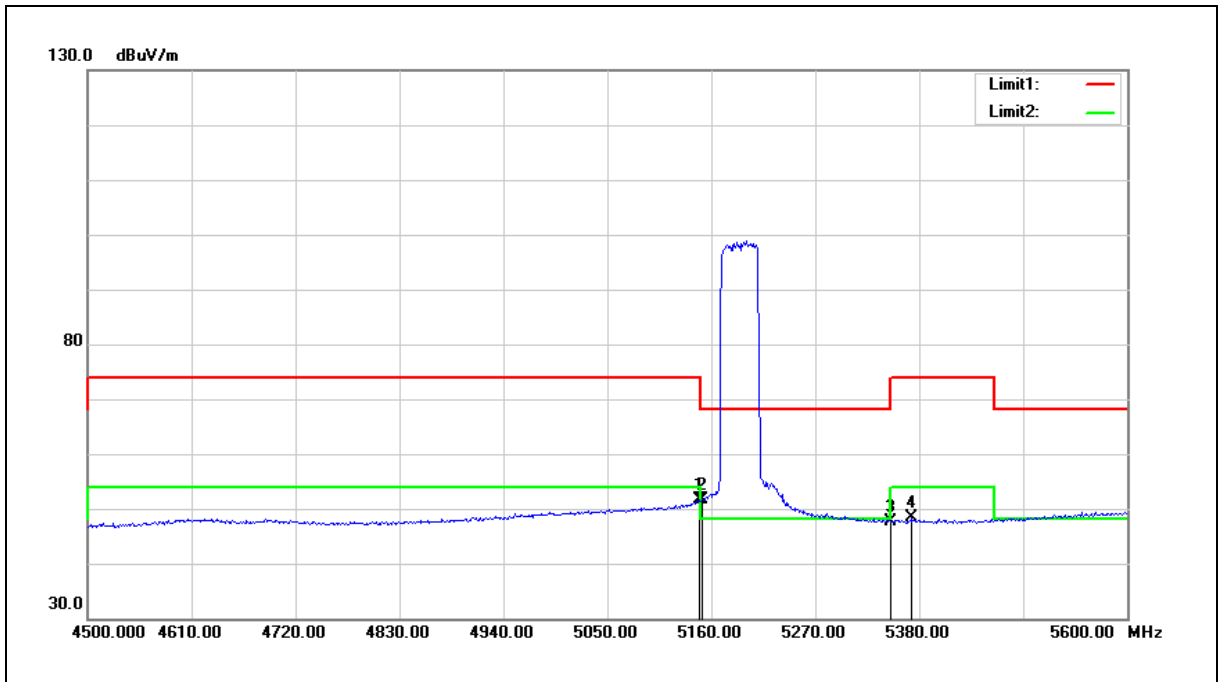
No.	Frequency (MHz)	Reading (dBuV)	Correct Factor (dB/m)	Result (dBuV/m)	Limit (dBuV/m)	Margin (dB)	Remark
1	5096.200	50.24	-0.18	50.06	54.00	-3.94	AVG
2	5150.000	49.62	-0.08	49.54	54.00	-4.46	AVG
3	5350.000	51.54	0.30	51.84	54.00	-2.16	AVG
4	5351.400	51.49	0.30	51.79	54.00	-2.21	AVG

Note:1.Result (dBuV/m) = Correct Factor (dB/m) + Reading(dBuV).

2.Correction factor (dB/m) = Antenna Factor (dB/m) + Cable loss (dB) – Pre-Amplifier gain (dB).

3.When the peak results are less than average limit, so not need to evaluate the average.

Standard:	FCC Part 15.407	Test Distance:	3 m
Test item:	Band edge		
Frequency:	5190 MHz		
Mode:	802.11ax HE40		
Ant.Polar.:	Horizontal		



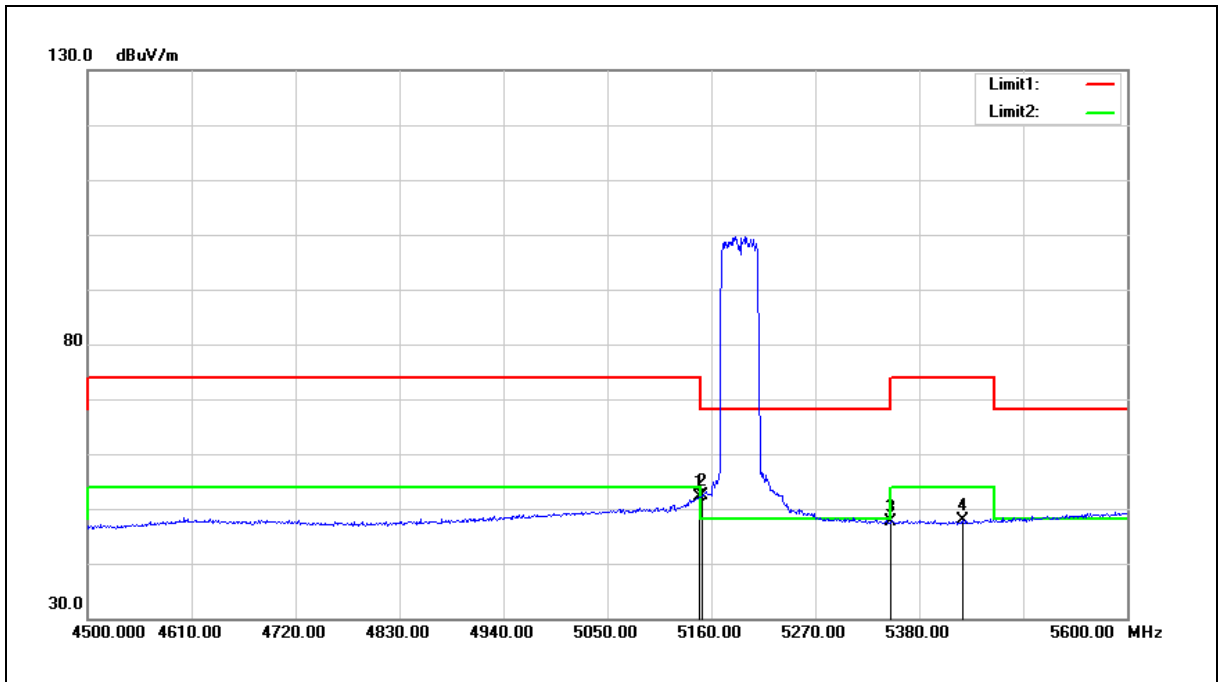
No.	Frequency (MHz)	Reading (dBuV)	Correct Factor (dB/m)	Result (dBuV/m)	Limit (dBuV/m)	Margin (dB)	Remark
1	5147.900	51.78	-0.08	51.70	54.00	-2.30	AVG
2	5150.000	51.62	-0.08	51.54	54.00	-2.46	AVG
3	5350.000	47.42	0.30	47.72	54.00	-6.28	AVG
4	5372.300	47.97	0.34	48.31	54.00	-5.69	AVG

Note:1.Result (dBuV/m) = Correct Factor (dB/m) + Reading(dBuV).

2.Correction factor (dB/m) = Antenna Factor (dB/m) + Cable loss (dB) – Pre-Amplifier gain (dB).

3.When the peak results are less than average limit, so not need to evaluate the average.

Standard:	FCC Part 15.407	Test Distance:	3 m
Test item:	Band edge		
Frequency:	5190 MHz		
Mode:	802.11ax HE40		
Ant.Polar.:	Vertical		



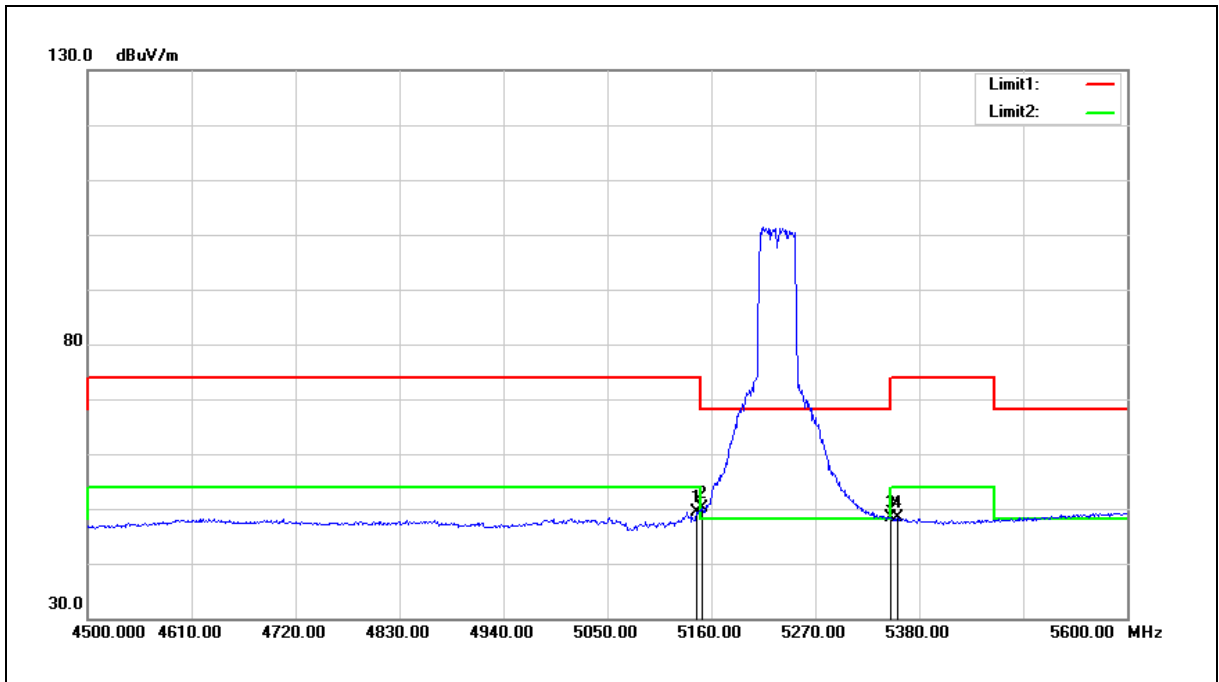
No.	Frequency (MHz)	Reading (dBuV)	Correct Factor (dB/m)	Result (dBuV/m)	Limit (dBuV/m)	Margin (dB)	Remark
1	5146.800	52.32	-0.08	52.24	54.00	-1.76	AVG
2	5150.000	52.36	-0.08	52.28	54.00	-1.72	AVG
3	5350.000	47.28	0.30	47.58	54.00	-6.42	AVG
4	5426.200	47.52	0.43	47.95	54.00	-6.05	AVG

Note: 1.Result (dBuV/m) = Correct Factor (dB/m) + Reading(dBuV).

2.Correction factor (dB/m) = Antenna Factor (dB/m) + Cable loss (dB) – Pre-Amplifier gain (dB).

3.When the peak results are less than average limit, so not need to evaluate the average.

Standard:	FCC Part 15.407	Test Distance:	3 m
Test item:	Band edge		
Frequency:	5230 MHz		
Mode:	802.11ax HE40		
Ant.Polar.:	Horizontal		



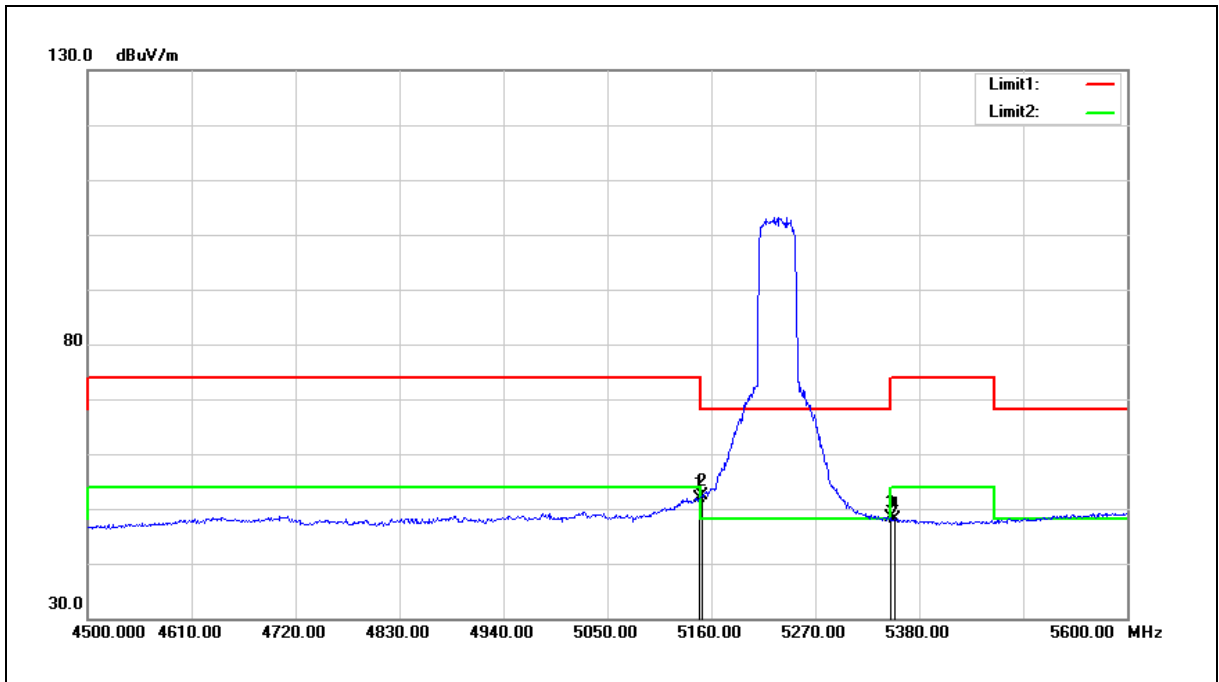
No.	Frequency (MHz)	Reading (dBuV)	Correct Factor (dB/m)	Result (dBuV/m)	Limit (dBuV/m)	Margin (dB)	Remark
1	5144.600	49.56	-0.08	49.48	54.00	-4.52	AVG
2	5150.000	50.27	-0.08	50.19	54.00	-3.81	AVG
3	5350.000	48.01	0.30	48.31	54.00	-5.69	AVG
4	5356.900	47.95	0.31	48.26	54.00	-5.74	AVG

Note:1.Result (dBuV/m) = Correct Factor (dB/m) + Reading(dBuV).

2.Correction factor (dB/m) = Antenna Factor (dB/m) + Cable loss (dB) – Pre-Amplifier gain (dB).

3.When the peak results are less than average limit, so not need to evaluate the average.

Standard:	FCC Part 15.407	Test Distance:	3 m
Test item:	Band edge		
Frequency:	5230 MHz		
Mode:	802.11ax HE40		
Ant.Polar.:	Vertical		



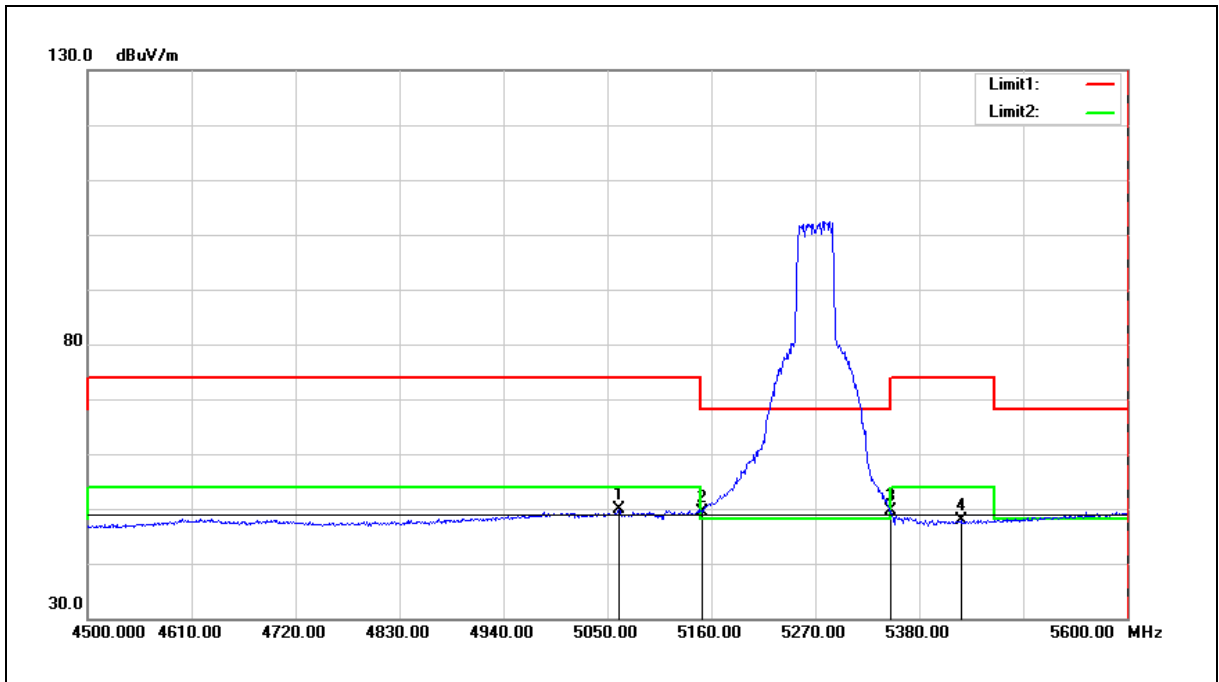
No.	Frequency (MHz)	Reading (dBuV)	Correct Factor (dB/m)	Result (dBuV/m)	Limit (dBuV/m)	Margin (dB)	Remark
1	5146.800	52.08	-0.08	52.00	54.00	-2.00	AVG
2	5150.000	52.42	-0.08	52.34	54.00	-1.66	AVG
3	5350.000	48.01	0.30	48.31	54.00	-5.69	AVG
4	5354.700	47.90	0.30	48.20	54.00	-5.80	AVG

Note:1.Result (dBuV/m) = Correct Factor (dB/m) + Reading(dBuV).

2.Correction factor (dB/m) = Antenna Factor (dB/m) + Cable loss (dB) – Pre-Amplifier gain (dB).

3.When the peak results are less than average limit, so not need to evaluate the average.

Standard:	FCC Part 15.407	Test Distance:	3 m
Test item:	Band edge		
Frequency:	5270 MHz		
Mode:	802.11ax HE40		
Ant.Polar.:	Horizontal		



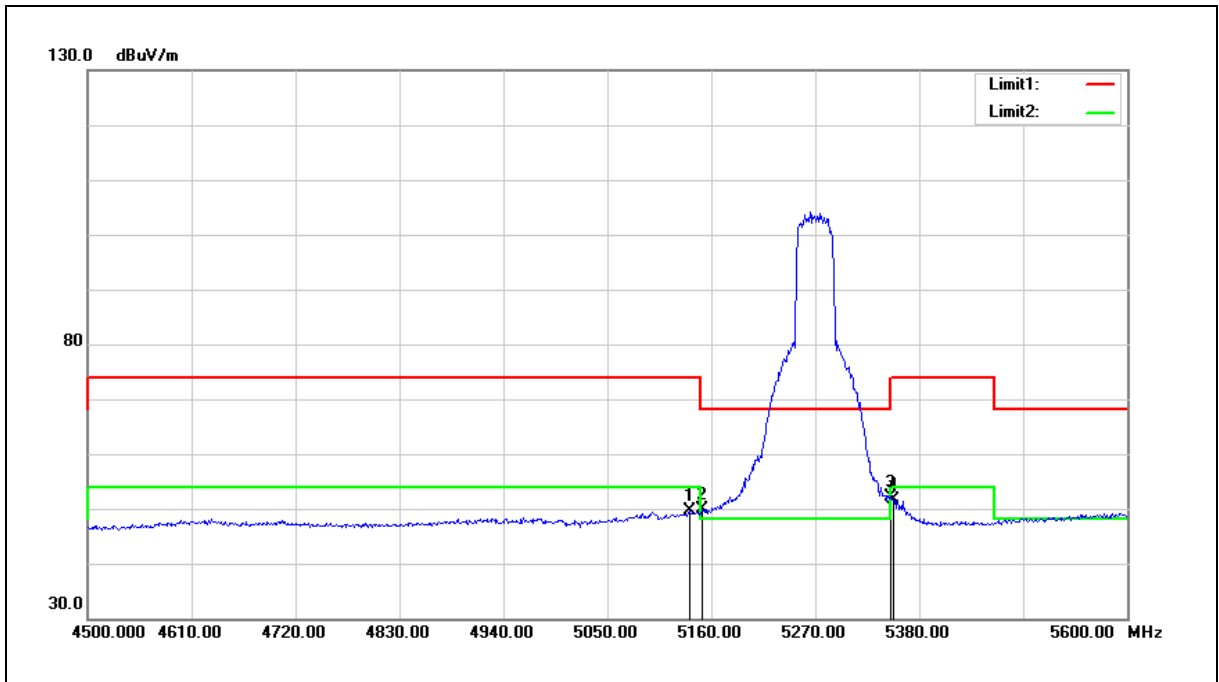
No.	Frequency (MHz)	Reading (dBuV)	Correct Factor (dB/m)	Result (dBuV/m)	Limit (dBuV/m)	Margin (dB)	Remark
1	5062.100	50.12	-0.24	49.88	54.00	-4.12	AVG
2	5150.000	49.57	-0.08	49.49	54.00	-4.51	AVG
3	5350.000	49.34	0.30	49.64	54.00	-4.36	AVG
4	5425.100	47.50	0.43	47.93	54.00	-6.07	AVG

Note:1.Result (dBuV/m) = Correct Factor (dB/m) + Reading(dBuV).

2.Correction factor (dB/m) = Antenna Factor (dB/m) + Cable loss (dB) – Pre-Amplifier gain (dB).

3.When the peak results are less than average limit, so not need to evaluate the average.

Standard:	FCC Part 15.407	Test Distance:	3 m
Test item:	Band edge		
Frequency:	5270 MHz		
Mode:	802.11ax HE40		
Ant.Polar.:	Vertical		



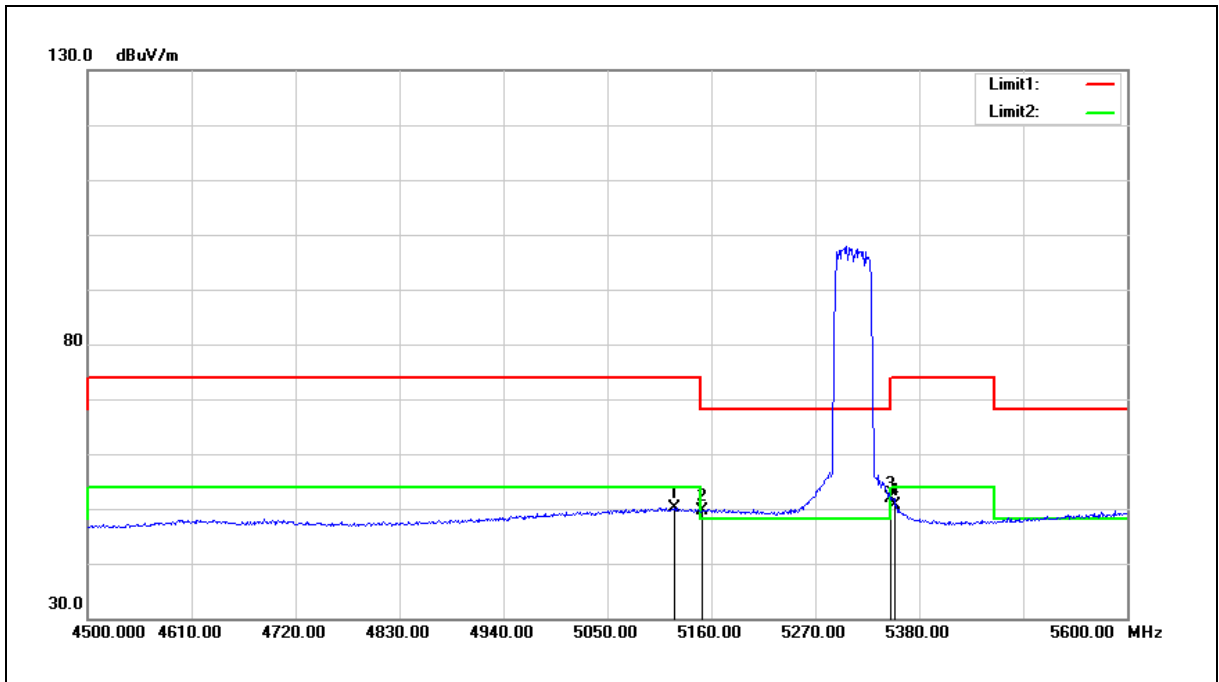
No.	Frequency (MHz)	Reading (dBuV)	Correct Factor (dB/m)	Result (dBuV/m)	Limit (dBuV/m)	Margin (dB)	Remark
1	5136.900	49.70	-0.10	49.60	54.00	-4.40	AVG
2	5150.000	49.86	-0.08	49.78	54.00	-4.22	AVG
3	5350.000	51.90	0.30	52.20	54.00	-1.80	AVG
4	5352.500	51.40	0.30	51.70	54.00	-2.30	AVG

Note:1.Result (dBuV/m) = Correct Factor (dB/m) + Reading(dBuV).

2.Correction factor (dB/m) = Antenna Factor (dB/m) + Cable loss (dB) – Pre-Amplifier gain (dB).

3.When the peak results are less than average limit, so not need to evaluate the average.

Standard:	FCC Part 15.407	Test Distance:	3 m
Test item:	Band edge		
Frequency:	5310 MHz		
Mode:	802.11ax HE40		
Ant.Polar.:	Horizontal		



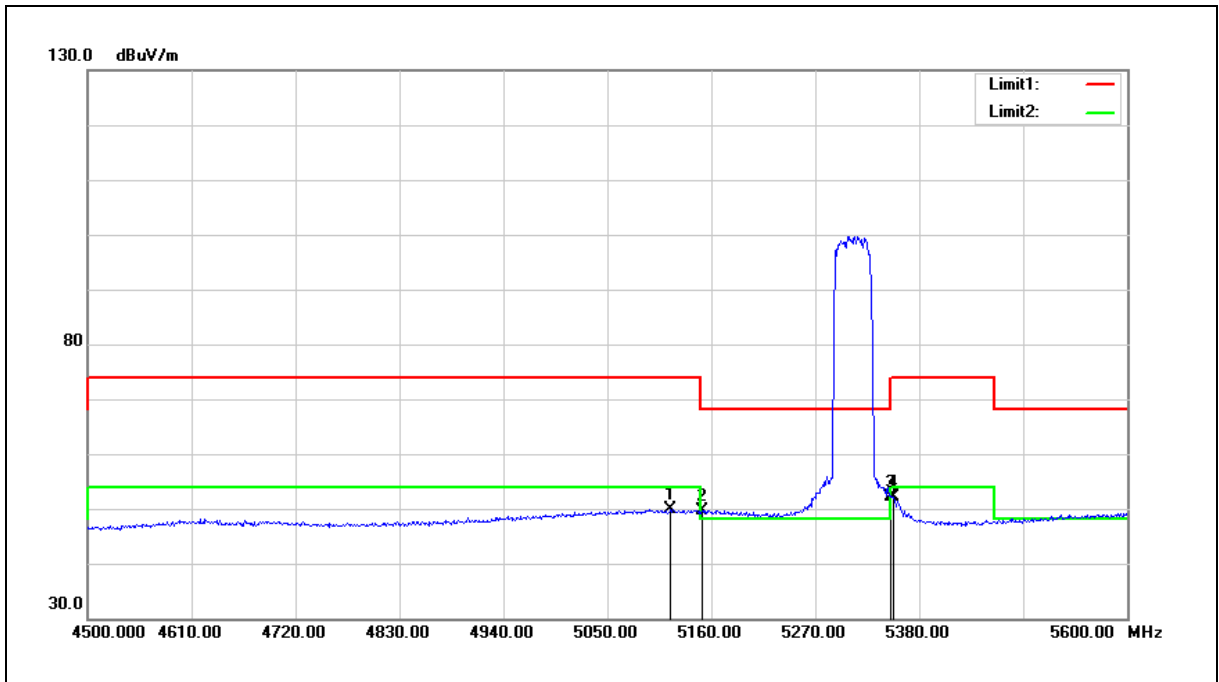
No.	Frequency (MHz)	Reading (dBuV)	Correct Factor (dB/m)	Result (dBuV/m)	Limit (dBuV/m)	Margin (dB)	Remark
1	5120.400	50.36	-0.13	50.23	54.00	-3.77	AVG
2	5150.000	49.64	-0.08	49.56	54.00	-4.44	AVG
3	5350.000	51.62	0.30	51.92	54.00	-2.08	AVG
4	5354.700	50.39	0.30	50.69	54.00	-3.31	AVG

Note:1.Result (dBuV/m) = Correct Factor (dB/m) + Reading(dBuV).

2.Correction factor (dB/m) = Antenna Factor (dB/m) + Cable loss (dB) – Pre-Amplifier gain (dB).

3.When the peak results are less than average limit, so not need to evaluate the average.

Standard:	FCC Part 15.407	Test Distance:	3 m
Test item:	Band edge		
Frequency:	5310 MHz		
Mode:	802.11ax HE40		
Ant.Polar.:	Vertical		



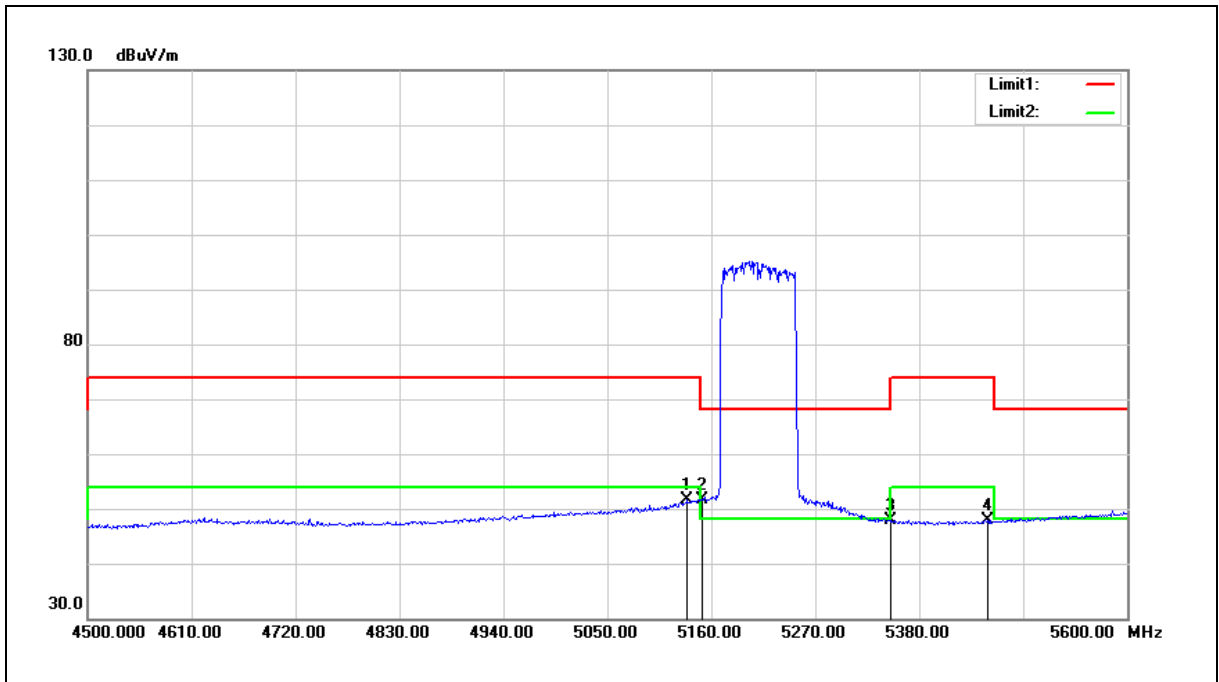
No.	Frequency (MHz)	Reading (dBuV)	Correct Factor (dB/m)	Result (dBuV/m)	Limit (dBuV/m)	Margin (dB)	Remark
1	5117.100	50.00	-0.14	49.86	54.00	-4.14	AVG
2	5150.000	49.66	-0.08	49.58	54.00	-4.42	AVG
3	5350.000	51.82	0.30	52.12	54.00	-1.88	AVG
4	5352.500	51.83	0.30	52.13	54.00	-1.87	AVG

Note:1.Result (dBuV/m) = Correct Factor (dB/m) + Reading(dBuV).

2.Correction factor (dB/m) = Antenna Factor (dB/m) + Cable loss (dB) – Pre-Amplifier gain (dB).

3.When the peak results are less than average limit, so not need to evaluate the average.

Standard:	FCC Part 15.407	Test Distance:	3 m
Test item:	Band edge		
Frequency:	5210 MHz		
Mode:	802.11ax HE80		
Ant.Polar.:	Horizontal		



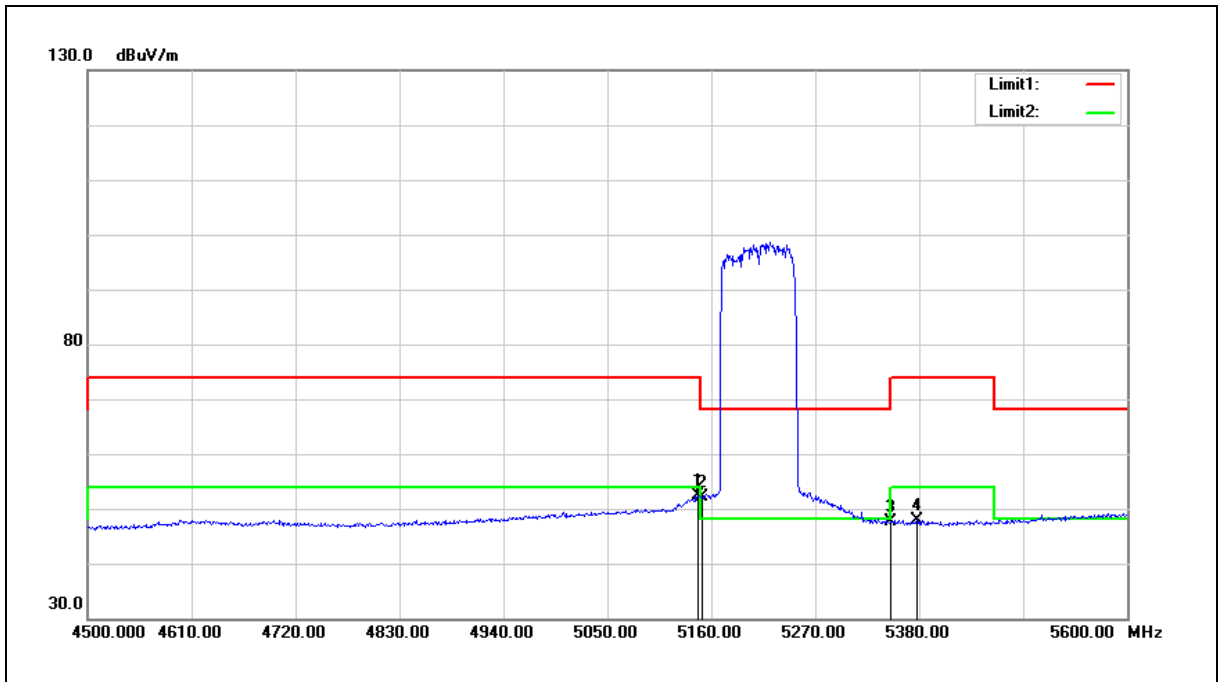
No.	Frequency (MHz)	Reading (dBuV)	Correct Factor (dB/m)	Result (dBuV/m)	Limit (dBuV/m)	Margin (dB)	Remark
1	5134.700	51.65	-0.10	51.55	54.00	-2.45	AVG
2	5150.000	51.71	-0.08	51.63	54.00	-2.37	AVG
3	5350.000	47.52	0.30	47.82	54.00	-6.18	AVG
4	5452.600	47.37	0.48	47.85	54.00	-6.15	AVG

Note:1.Result (dBuV/m) = Correct Factor (dB/m) + Reading(dBuV).

2.Correction factor (dB/m) = Antenna Factor (dB/m) + Cable loss (dB) – Pre-Amplifier gain (dB).

3.When the peak results are less than average limit, so not need to evaluate the average.

Standard:	FCC Part 15.407	Test Distance:	3 m
Test item:	Band edge		
Frequency:	5210 MHz		
Mode:	802.11ax HE80		
Ant.Polar.:	Vertical		



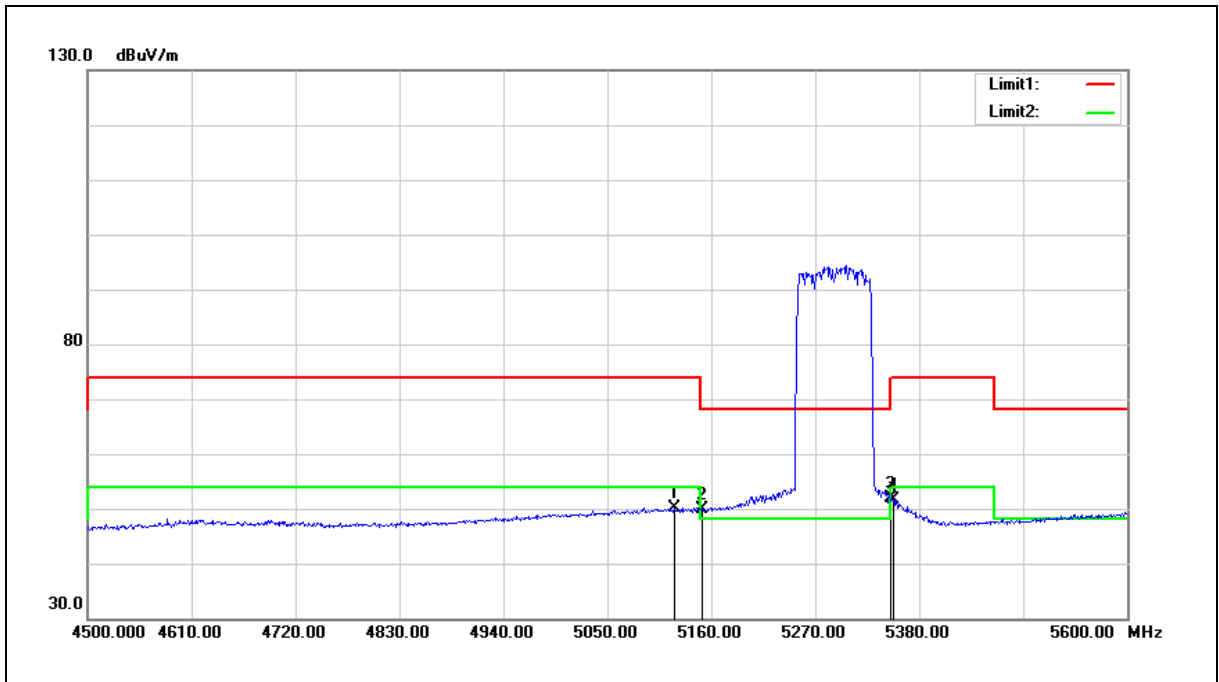
No.	Frequency (MHz)	Reading (dBuV)	Correct Factor (dB/m)	Result (dBuV/m)	Limit (dBuV/m)	Margin (dB)	Remark
1	5145.700	52.54	-0.08	52.46	54.00	-1.54	AVG
2	5150.000	52.20	-0.08	52.12	54.00	-1.88	AVG
3	5350.000	47.33	0.30	47.63	54.00	-6.37	AVG
4	5377.800	47.65	0.35	48.00	54.00	-6.00	AVG

Note:1.Result (dBuV/m) = Correct Factor (dB/m) + Reading(dBuV).

2.Correction factor (dB/m) = Antenna Factor (dB/m) + Cable loss (dB) – Pre-Amplifier gain (dB).

3.When the peak results are less than average limit, so not need to evaluate the average.

Standard:	FCC Part 15.407	Test Distance:	3 m
Test item:	Band edge		
Frequency:	5290 MHz		
Mode:	802.11ax HE80		
Ant.Polar.:	Horizontal		



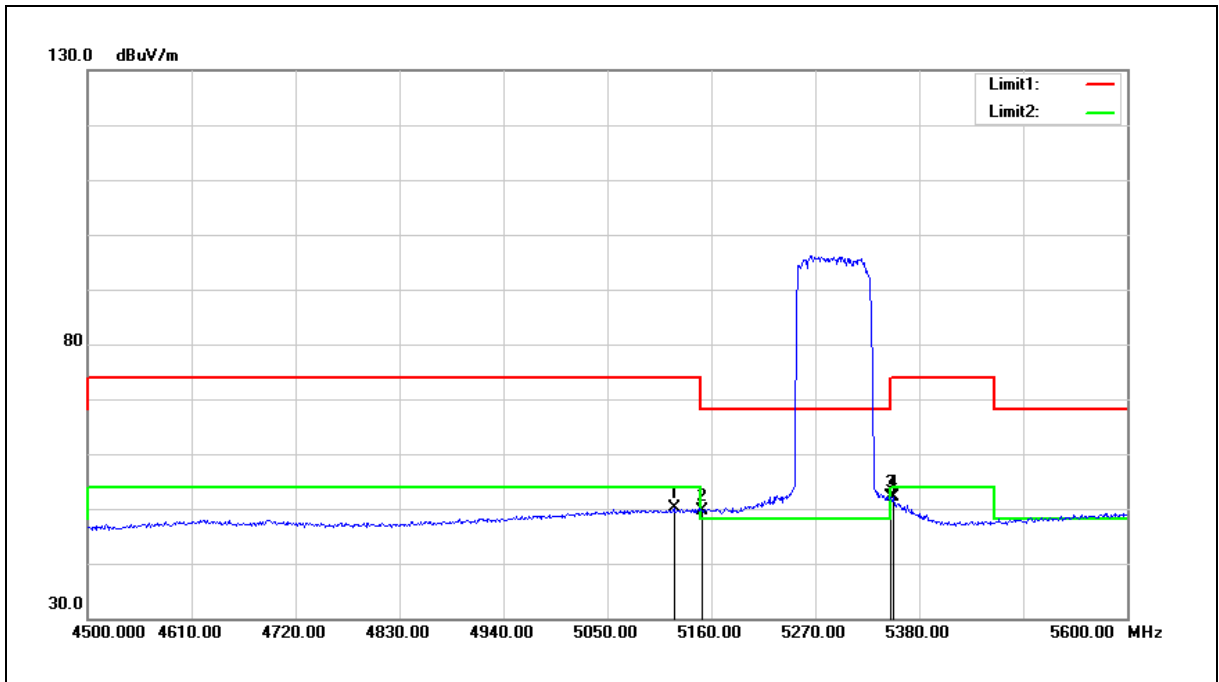
No.	Frequency (MHz)	Reading (dBuV)	Correct Factor (dB/m)	Result (dBuV/m)	Limit (dBuV/m)	Margin (dB)	Remark
1	5120.400	50.36	-0.13	50.23	54.00	-3.77	AVG
2	5150.000	49.98	-0.08	49.90	54.00	-4.10	AVG
3	5350.000	51.65	0.30	51.95	54.00	-2.05	AVG
4	5352.500	51.42	0.30	51.72	54.00	-2.28	AVG

Note:1.Result (dBuV/m) = Correct Factor (dB/m) + Reading(dBuV).

2.Correction factor (dB/m) = Antenna Factor (dB/m) + Cable loss (dB) – Pre-Amplifier gain (dB).

3.When the peak results are less than average limit, so not need to evaluate the average.

Standard:	FCC Part 15.407	Test Distance:	3 m
Test item:	Band edge		
Frequency:	5290 MHz		
Mode:	802.11ax HE80		
Ant.Polar.:	Vertical		



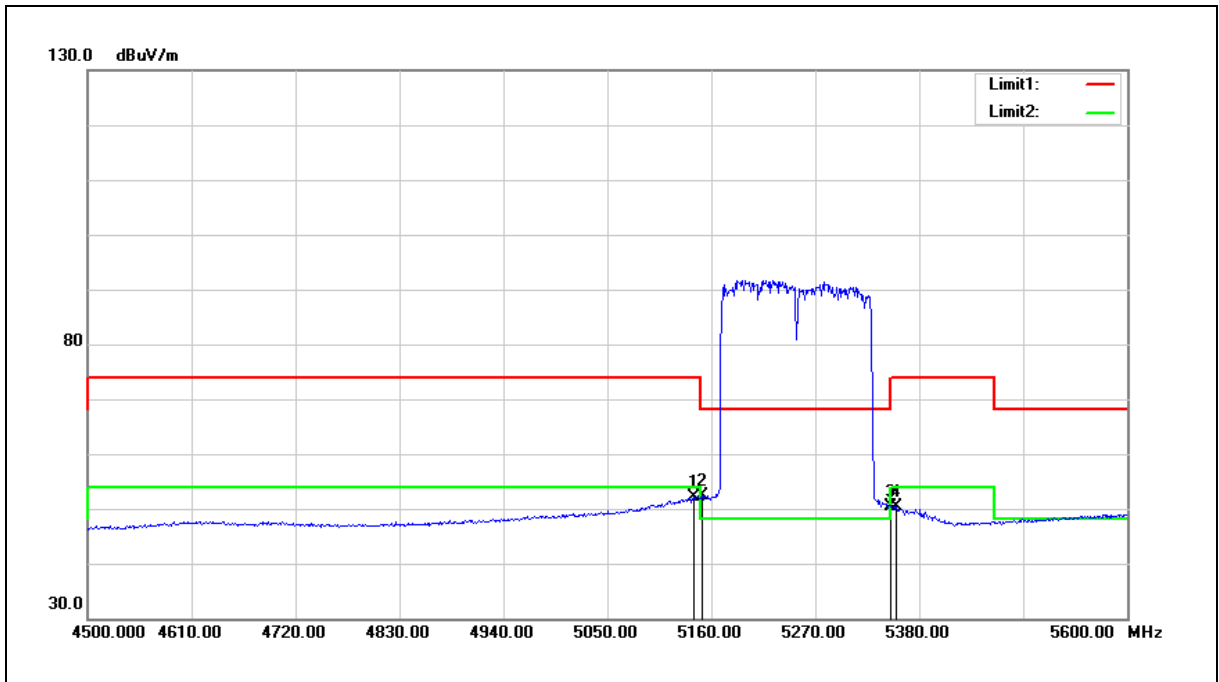
No.	Frequency (MHz)	Reading (dBuV)	Correct Factor (dB/m)	Result (dBuV/m)	Limit (dBuV/m)	Margin (dB)	Remark
1	5120.400	50.16	-0.13	50.03	54.00	-3.97	AVG
2	5150.000	49.75	-0.08	49.67	54.00	-4.33	AVG
3	5350.000	51.71	0.30	52.01	54.00	-1.99	AVG
4	5352.500	51.76	0.30	52.06	54.00	-1.94	AVG

Note:1.Result (dBuV/m) = Correct Factor (dB/m) + Reading(dBuV).

2.Correction factor (dB/m) = Antenna Factor (dB/m) + Cable loss (dB) – Pre-Amplifier gain (dB).

3.When the peak results are less than average limit, so not need to evaluate the average.

Standard:	FCC Part 15.407	Test Distance:	3 m
Test item:	Band edge		
Frequency:	5250 MHz		
Mode:	802.11ax HE160		
Ant.Polar.:	Horizontal		



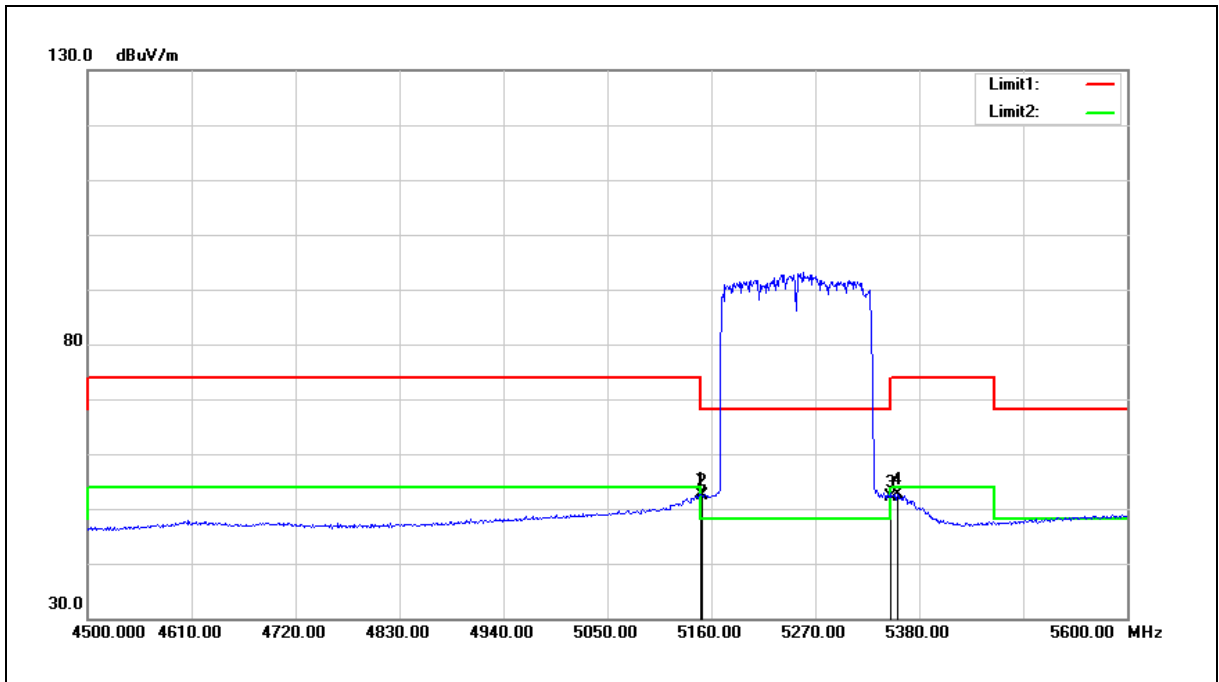
No.	Frequency (MHz)	Reading (dBuV)	Correct Factor (dB/m)	Result (dBuV/m)	Limit (dBuV/m)	Margin (dB)	Remark
1	5141.300	52.23	-0.10	52.13	54.00	-1.87	AVG
2	5150.000	52.57	-0.08	52.49	54.00	-1.51	AVG
3	5350.000	50.20	0.30	50.50	54.00	-3.50	AVG
4	5355.800	50.12	0.30	50.42	54.00	-3.58	AVG

Note:1.Result (dBuV/m) = Correct Factor (dB/m) + Reading(dBuV).

2.Correction factor (dB/m) = Antenna Factor (dB/m) + Cable loss (dB) – Pre-Amplifier gain (dB).

3.When the peak results are less than average limit, so not need to evaluate the average.

Standard:	FCC Part 15.407	Test Distance:	3 m
Test item:	Band edge		
Frequency:	5250 MHz		
Mode:	802.11ax HE160		
Ant.Polar.:	Vertical		



No.	Frequency (MHz)	Reading (dBuV)	Correct Factor (dB/m)	Result (dBuV/m)	Limit (dBuV/m)	Margin (dB)	Remark
1	5149.000	52.80	-0.08	52.72	54.00	-1.28	AVG
2	5150.000	52.35	-0.08	52.27	54.00	-1.73	AVG
3	5350.000	51.93	0.30	52.23	54.00	-1.77	AVG
4	5356.900	52.32	0.31	52.63	54.00	-1.37	AVG

Note:1.Result (dBuV/m) = Correct Factor (dB/m) + Reading(dBuV).

2.Correction factor (dB/m) = Antenna Factor (dB/m) + Cable loss (dB) – Pre-Amplifier gain (dB).

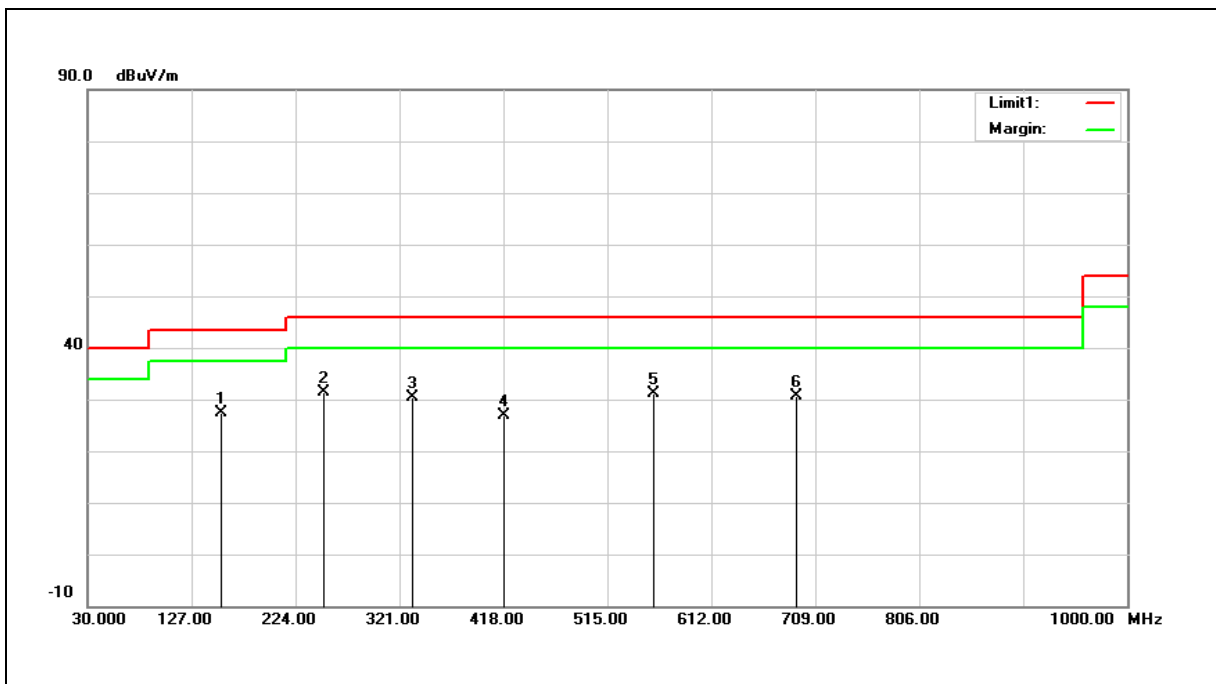
3.When the peak results are less than average limit, so not need to evaluate the average.

Low Band B1 & B2A 3X3_Beamforming on

Harmonic

Below 1 GHz

Standard:	FCC Part 15.407	Test Distance:	3 m
Test item:	Radiated Emission		
Frequency:	5280 MHz		
Mode:	802.11ax HE20		
Ant.Polar.:	Horizontal		



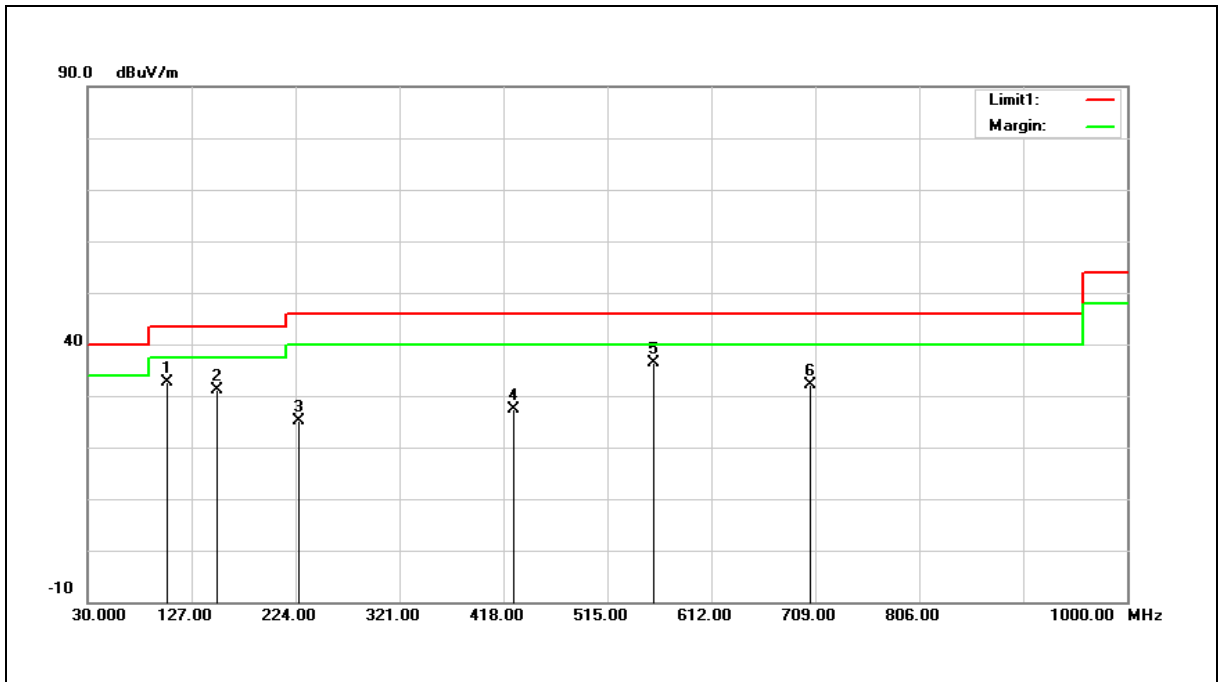
No.	Frequency (MHz)	Reading (dBuV)	Correct Factor (dB/m)	Result (dBuV/m)	Limit (dBuV/m)	Margin (dB)	Remark
1	154.1600	33.74	-6.48	27.26	43.50	-16.24	QP
2	250.1900	38.61	-7.21	31.40	46.00	-14.60	QP
3	332.6400	35.76	-5.27	30.49	46.00	-15.51	QP
4	418.0000	30.04	-3.08	26.96	46.00	-19.04	QP
5	558.6500	31.40	-0.37	31.03	46.00	-14.97	QP
6	691.5400	28.09	2.54	30.63	46.00	-15.37	QP

Note: 1.Result (dBuV/m) = Correct Factor (dB/m) + Reading(dBuV).

2.Correction factor (dB/m) = Antenna Factor (dB/m) + Cable loss (dB) – Pre-Amplifier gain (dB).

3.When the peak results are less than average limit, so not need to evaluate the average.

Standard:	FCC Part 15.407	Test Distance:	3 m
Test item:	Radiated Emission		
Frequency:	5280 MHz		
Mode:	802.11ax HE20		
Ant.Polar.:	Vertical		



No.	Frequency (MHz)	Reading (dBuV)	Correct Factor (dB/m)	Result (dBuV/m)	Limit (dBuV/m)	Margin (dB)	Remark
1	103.7200	43.93	-11.23	32.70	43.50	-10.80	QP
2	151.2500	37.74	-6.55	31.19	43.50	-12.31	QP
3	226.9100	33.27	-8.21	25.06	46.00	-20.94	QP
4	427.7000	30.28	-2.93	27.35	46.00	-18.65	QP
5	557.6800	36.83	-0.41	36.42	46.00	-9.58	QP
6	704.1500	29.41	2.80	32.21	46.00	-13.79	QP

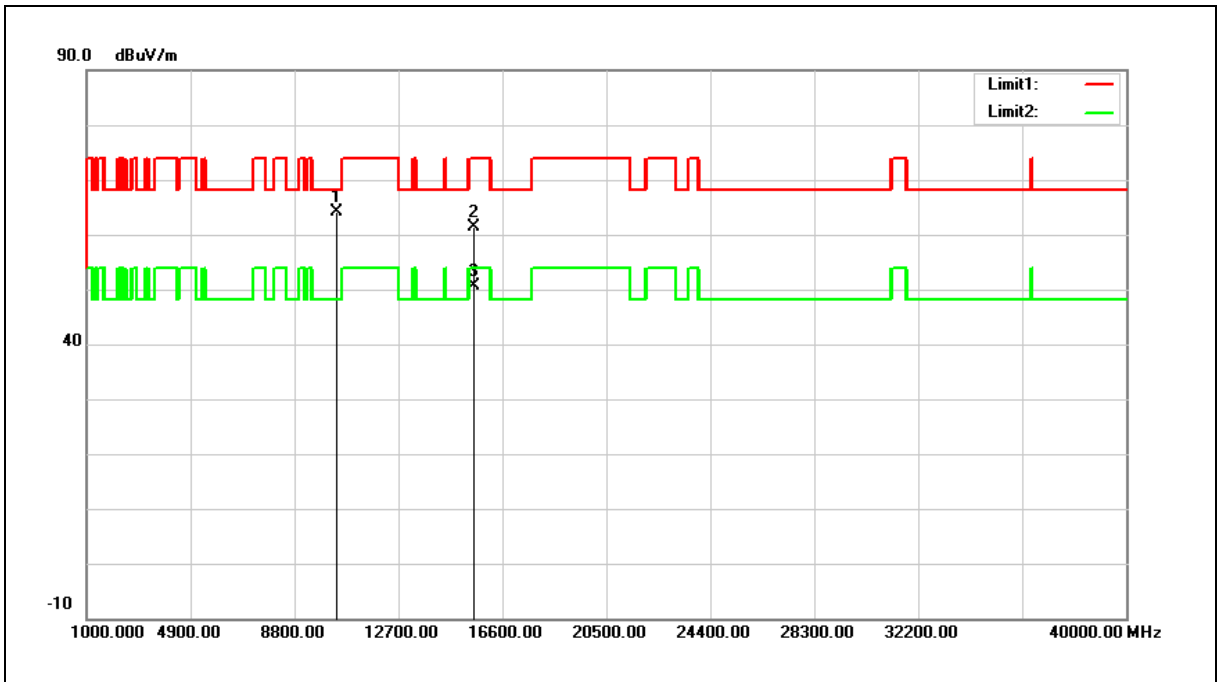
Note:1.Result (dBuV/m) = Correct Factor (dB/m) + Reading(dBuV).

2.Correction factor (dB/m) = Antenna Factor (dB/m) + Cable loss (dB) – Pre-Amplifier gain (dB).

3.When the peak results are less than average limit, so not need to evaluate the average.

Above 1 GHz

Standard:	FCC Part 15.407	Test Distance:	3 m
Test item:	Harmonic		
Frequency:	5180 MHz		
Mode:	802.11ax HE20		
Ant.Polar.:	Horizontal		



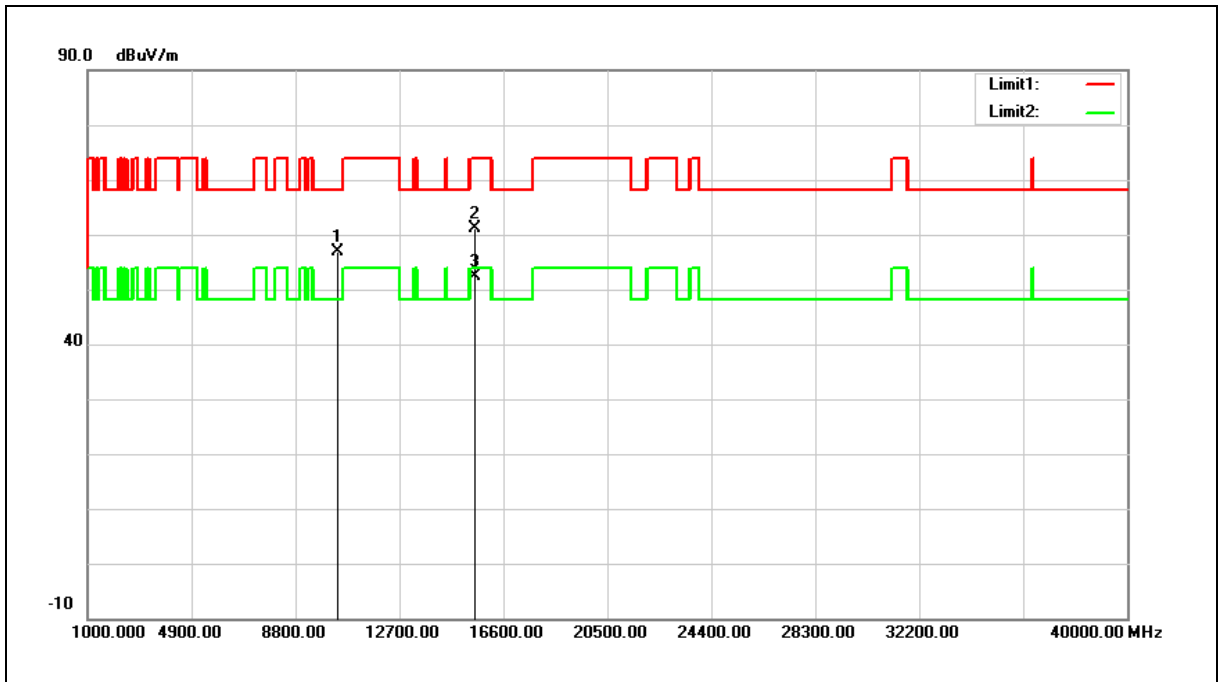
No.	Frequency (MHz)	Reading (dBuV)	Correct Factor (dB/m)	Result (dBuV/m)	Limit (dBuV/m)	Margin (dB)	Remark
1	10360.000	49.77	14.29	64.06	68.20	-4.14	peak
2	15540.000	44.44	16.86	61.30	74.00	-12.70	peak
3	15540.000	33.75	16.86	50.61	54.00	-3.39	AVG

Note:1.Result (dBuV/m) = Correct Factor (dB/m) + Reading(dBuV).

2.Correction factor (dB/m) = Antenna Factor (dB/m) + Cable loss (dB) – Pre-Amplifier gain (dB).

3.When the peak results are less than average limit, so not need to evaluate the average.

Standard:	FCC Part 15.407	Test Distance:	3 m
Test item:	Harmonic		
Frequency:	5180 MHz		
Mode:	802.11ax HE20		
Ant.Polar.:	Vertical		



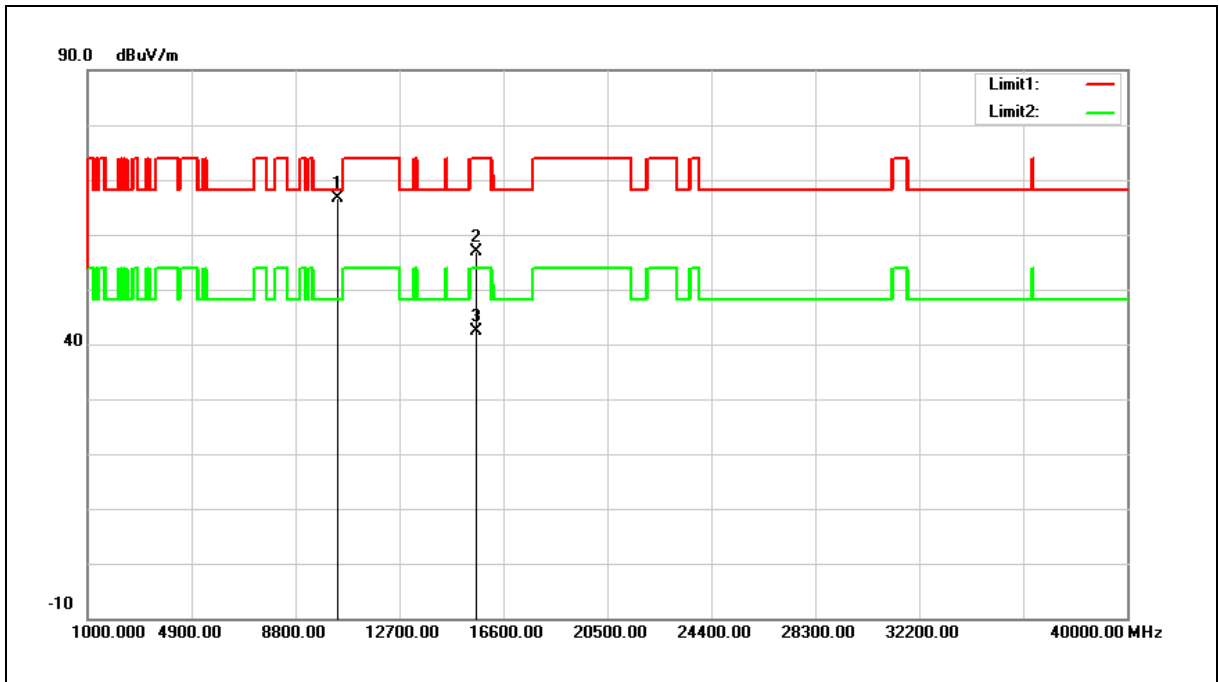
No.	Frequency (MHz)	Reading (dBuV)	Correct Factor (dB/m)	Result (dBuV/m)	Limit (dBuV/m)	Margin (dB)	Remark
1	10360.000	42.47	14.29	56.76	68.20	-11.44	peak
2	15540.000	44.27	16.86	61.13	74.00	-12.87	peak
3	15540.000	35.44	16.86	52.30	54.00	-1.70	AVG

Note: 1. Result (dBuV/m) = Correct Factor (dB/m) + Reading(dBuV).

2. Correction factor (dB/m) = Antenna Factor (dB/m) + Cable loss (dB) – Pre-Amplifier gain (dB).

3. When the peak results are less than average limit, so not need to evaluate the average.

Standard:	FCC Part 15.407	Test Distance:	3 m
Test item:	Harmonic		
Frequency:	5200 MHz		
Mode:	802.11ax HE20		
Ant.Polar.:	Horizontal		



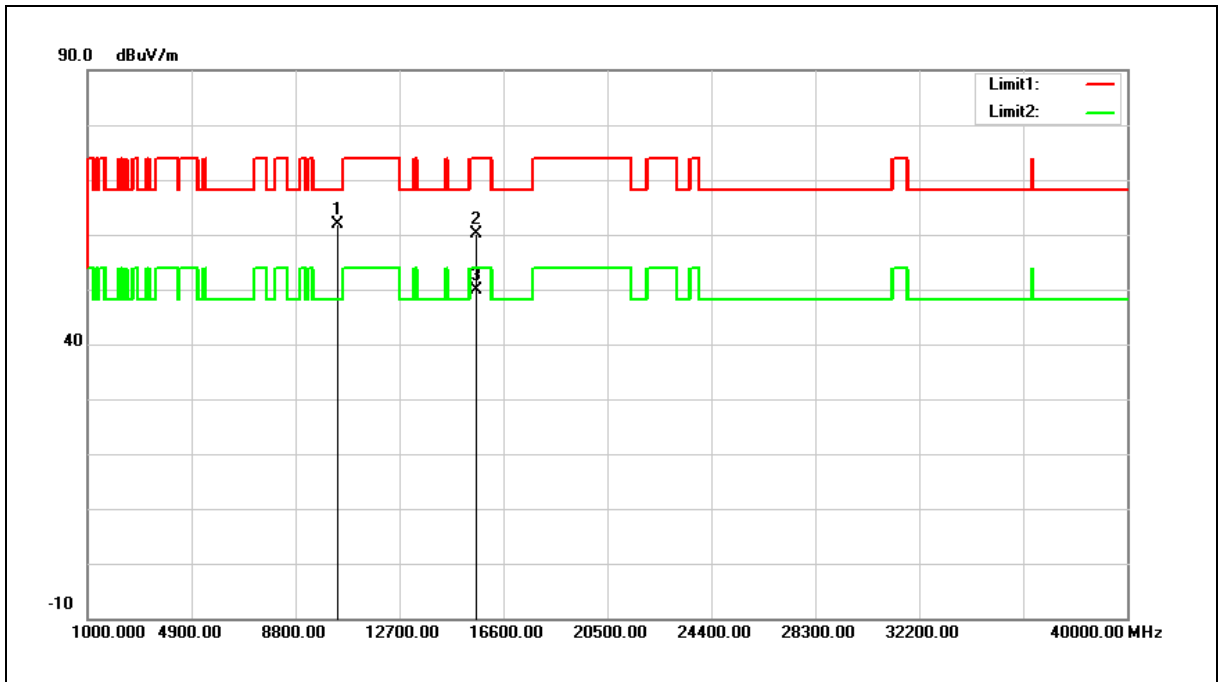
No.	Frequency (MHz)	Reading (dBuV)	Correct Factor (dB/m)	Result (dBuV/m)	Limit (dBuV/m)	Margin (dB)	Remark
1	10400.000	52.17	14.38	66.55	68.20	-1.65	peak
2	15600.000	40.19	16.65	56.84	74.00	-17.16	peak
3	15600.000	25.67	16.65	42.32	54.00	-11.68	AVG

Note:1.Result (dBuV/m) = Correct Factor (dB/m) + Reading(dBuV).

2.Correction factor (dB/m) = Antenna Factor (dB/m) + Cable loss (dB) – Pre-Amplifier gain (dB).

3.When the peak results are less than average limit, so not need to evaluate the average.

Standard:	FCC Part 15.407	Test Distance:	3 m
Test item:	Harmonic		
Frequency:	5200 MHz		
Mode:	802.11ax HE20		
Ant.Polar.:	Vertical		



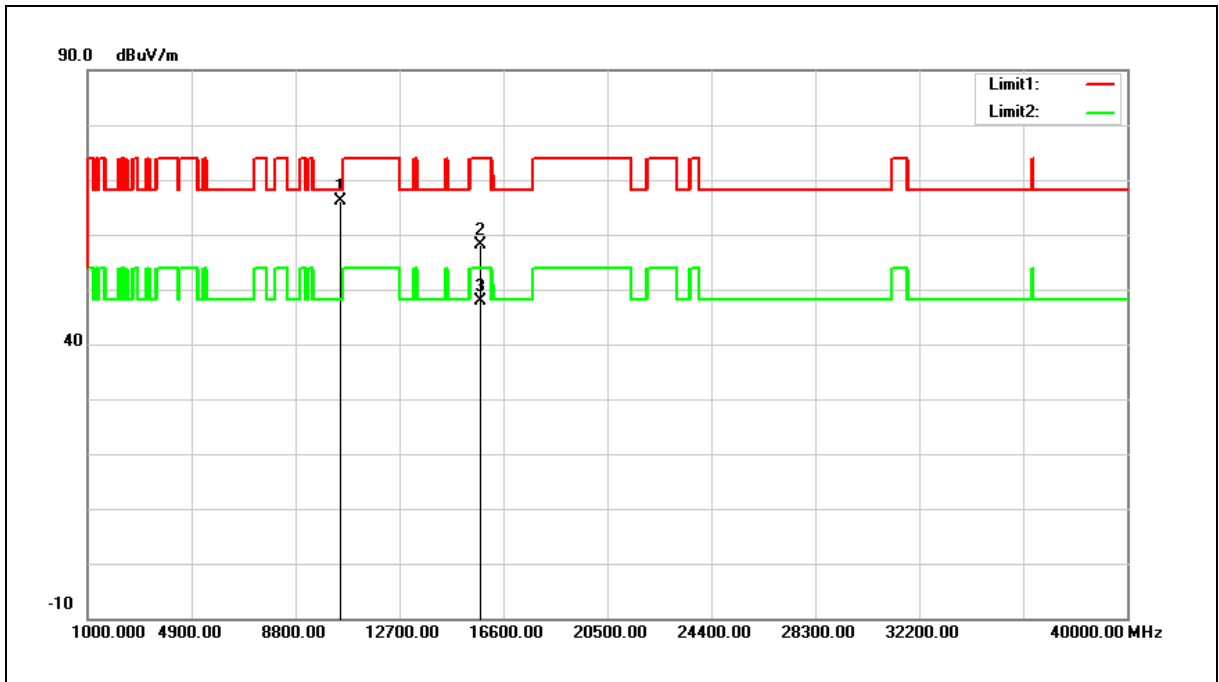
No.	Frequency (MHz)	Reading (dBuV)	Correct Factor (dB/m)	Result (dBuV/m)	Limit (dBuV/m)	Margin (dB)	Remark
1	10400.000	47.49	14.38	61.87	68.20	-6.33	peak
2	15600.000	43.39	16.65	60.04	74.00	-13.96	peak
3	15600.000	33.33	16.65	49.98	54.00	-4.02	AVG

Note:1.Result (dBuV/m) = Correct Factor (dB/m) + Reading(dBuV).

2.Correction factor (dB/m) = Antenna Factor (dB/m) + Cable loss (dB) – Pre-Amplifier gain (dB).

3.When the peak results are less than average limit, so not need to evaluate the average.

Standard:	FCC Part 15.407	Test Distance:	3 m
Test item:	Harmonic		
Frequency:	5240 MHz		
Mode:	802.11ax HE20		
Ant.Polar.:	Horizontal		



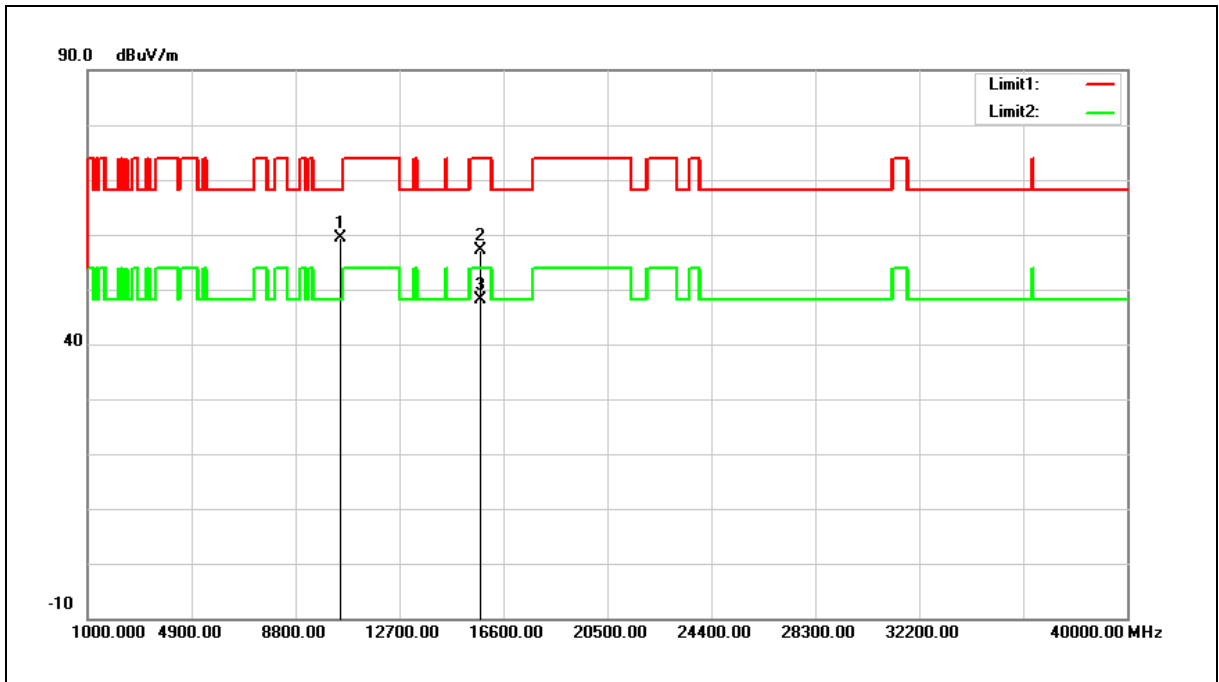
No.	Frequency (MHz)	Reading (dBuV)	Correct Factor (dB/m)	Result (dBuV/m)	Limit (dBuV/m)	Margin (dB)	Remark
1	10480.000	51.56	14.55	66.11	68.20	-2.09	peak
2	15720.000	41.92	16.24	58.16	74.00	-15.84	peak
3	15720.000	31.73	16.24	47.97	54.00	-6.03	AVG

Note:1.Result (dBuV/m) = Correct Factor (dB/m) + Reading(dBuV).

2.Correction factor (dB/m) = Antenna Factor (dB/m) + Cable loss (dB) – Pre-Amplifier gain (dB).

3.When the peak results are less than average limit, so not need to evaluate the average.

Standard:	FCC Part 15.407	Test Distance:	3 m
Test item:	Harmonic		
Frequency:	5240 MHz		
Mode:	802.11ax HE20		
Ant.Polar.:	Vertical		



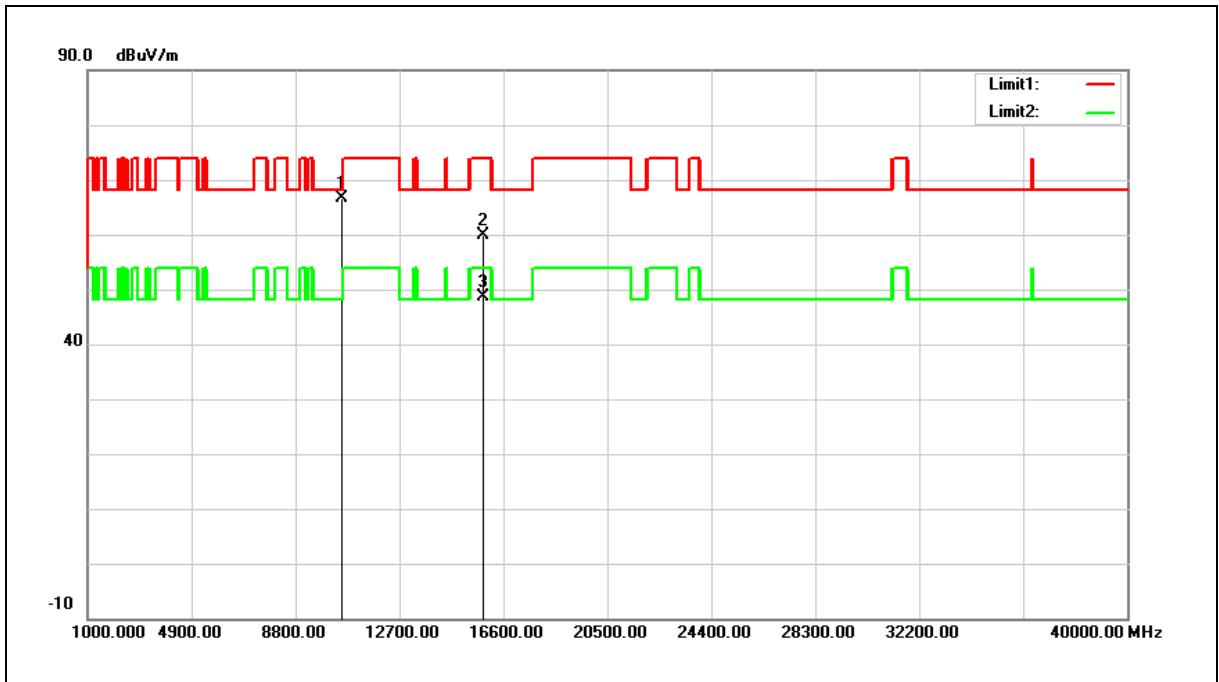
No.	Frequency (MHz)	Reading (dBuV)	Correct Factor (dB/m)	Result (dBuV/m)	Limit (dBuV/m)	Margin (dB)	Remark
1	10480.000	44.80	14.55	59.35	68.20	-8.85	peak
2	15720.000	40.78	16.24	57.02	74.00	-16.98	peak
3	15720.000	31.77	16.24	48.01	54.00	-5.99	AVG

Note:1.Result (dBuV/m) = Correct Factor (dB/m) + Reading(dBuV).

2.Correction factor (dB/m) = Antenna Factor (dB/m) + Cable loss (dB) – Pre-Amplifier gain (dB).

3.When the peak results are less than average limit, so not need to evaluate the average.

Standard:	FCC Part 15.407	Test Distance:	3 m
Test item:	Harmonic		
Frequency:	5260 MHz		
Mode:	802.11ax HE20		
Ant.Polar.:	Horizontal		



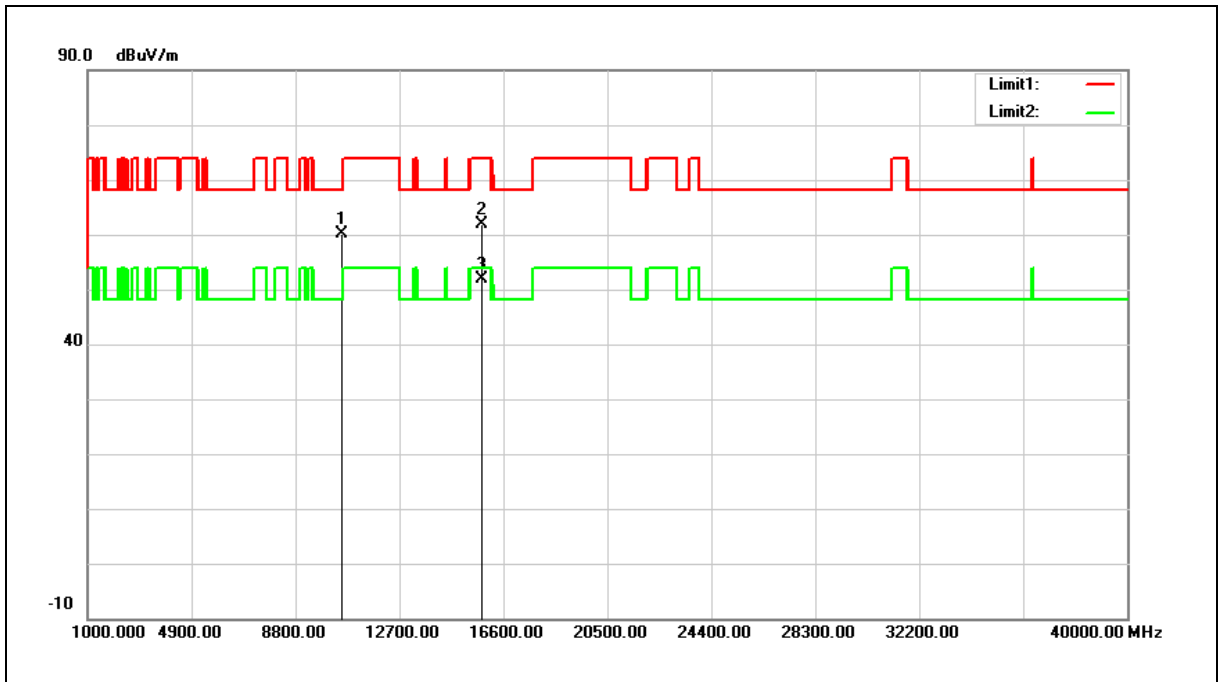
No.	Frequency (MHz)	Reading (dBuV)	Correct Factor (dB/m)	Result (dBuV/m)	Limit (dBuV/m)	Margin (dB)	Remark
1	10520.000	51.98	14.59	66.57	68.20	-1.63	peak
2	15780.000	43.87	16.06	59.93	74.00	-14.07	peak
3	15780.000	32.55	16.06	48.61	54.00	-5.39	AVG

Note:1.Result (dBuV/m) = Correct Factor (dB/m) + Reading(dBuV).

2.Correction factor (dB/m) = Antenna Factor (dB/m) + Cable loss (dB) – Pre-Amplifier gain (dB).

3.When the peak results are less than average limit, so not need to evaluate the average.

Standard:	FCC Part 15.407	Test Distance:	3 m
Test item:	Harmonic		
Frequency:	5260 MHz		
Mode:	802.11ax HE20		
Ant.Polar.:	Vertical		



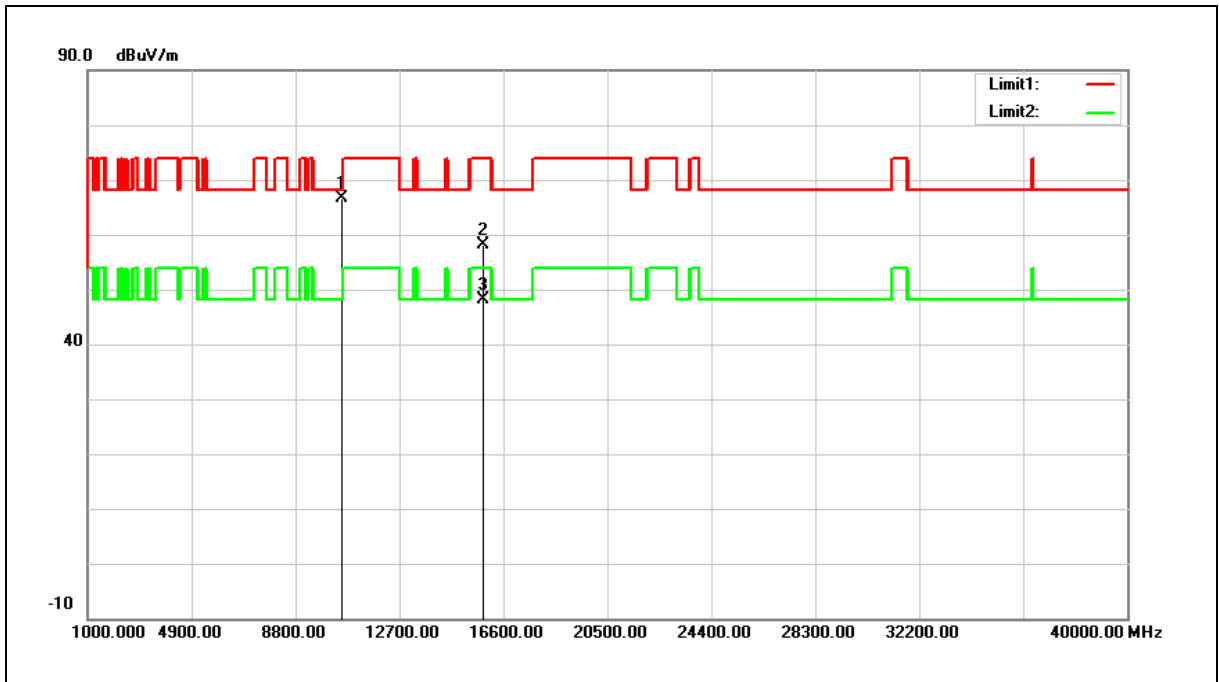
No.	Frequency (MHz)	Reading (dBuV)	Correct Factor (dB/m)	Result (dBuV/m)	Limit (dBuV/m)	Margin (dB)	Remark
1	10520.000	45.44	14.59	60.03	68.20	-8.17	peak
2	15780.000	45.89	16.06	61.95	74.00	-12.05	peak
3	15780.000	35.82	16.06	51.88	54.00	-2.12	AVG

Note: 1. Result (dBuV/m) = Correct Factor (dB/m) + Reading(dBuV).

2. Correction factor (dB/m) = Antenna Factor (dB/m) + Cable loss (dB) – Pre-Amplifier gain (dB).

3. When the peak results are less than average limit, so not need to evaluate the average.

Standard:	FCC Part 15.407	Test Distance:	3 m
Test item:	Harmonic		
Frequency:	5280 MHz		
Mode:	802.11ax HE20		
Ant.Polar.:	Horizontal		



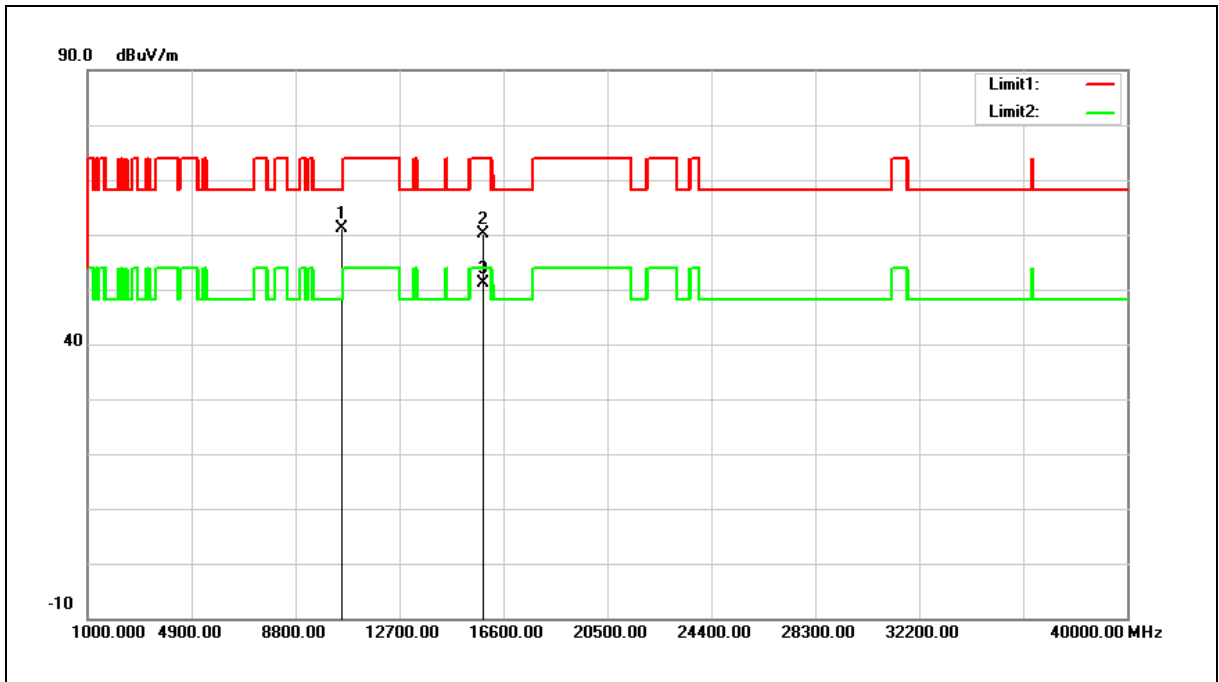
No.	Frequency (MHz)	Reading (dBuV)	Correct Factor (dB/m)	Result (dBuV/m)	Limit (dBuV/m)	Margin (dB)	Remark
1	10560.000	52.15	14.58	66.73	68.20	-1.47	peak
2	15840.000	42.34	15.85	58.19	74.00	-15.81	peak
3	15840.000	32.29	15.85	48.14	54.00	-5.86	AVG

Note:1.Result (dBuV/m) = Correct Factor (dB/m) + Reading(dBuV).

2.Correction factor (dB/m) = Antenna Factor (dB/m) + Cable loss (dB) – Pre-Amplifier gain (dB).

3.When the peak results are less than average limit, so not need to evaluate the average.

Standard:	FCC Part 15.407	Test Distance:	3 m
Test item:	Harmonic		
Frequency:	5280 MHz		
Mode:	802.11ax HE20		
Ant.Polar.:	Vertical		



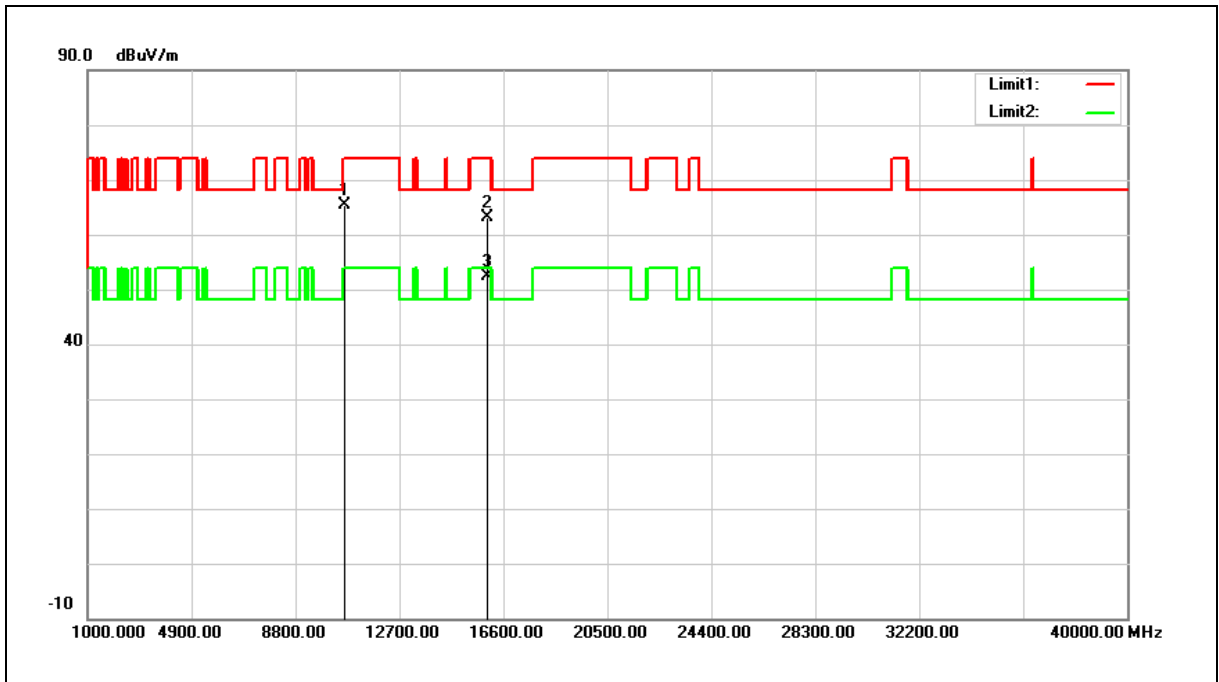
No.	Frequency (MHz)	Reading (dBuV)	Correct Factor (dB/m)	Result (dBuV/m)	Limit (dBuV/m)	Margin (dB)	Remark
1	10560.000	46.54	14.58	61.12	68.20	-7.08	peak
2	15840.000	44.37	15.85	60.22	74.00	-13.78	peak
3	15840.000	35.34	15.85	51.19	54.00	-2.81	AVG

Note:1.Result (dBuV/m) = Correct Factor (dB/m) + Reading(dBuV).

2.Correction factor (dB/m) = Antenna Factor (dB/m) + Cable loss (dB) – Pre-Amplifier gain (dB).

3.When the peak results are less than average limit, so not need to evaluate the average.

Standard:	FCC Part 15.407	Test Distance:	3 m
Test item:	Harmonic		
Frequency:	5320 MHz		
Mode:	802.11ax HE20		
Ant.Polar.:	Horizontal		



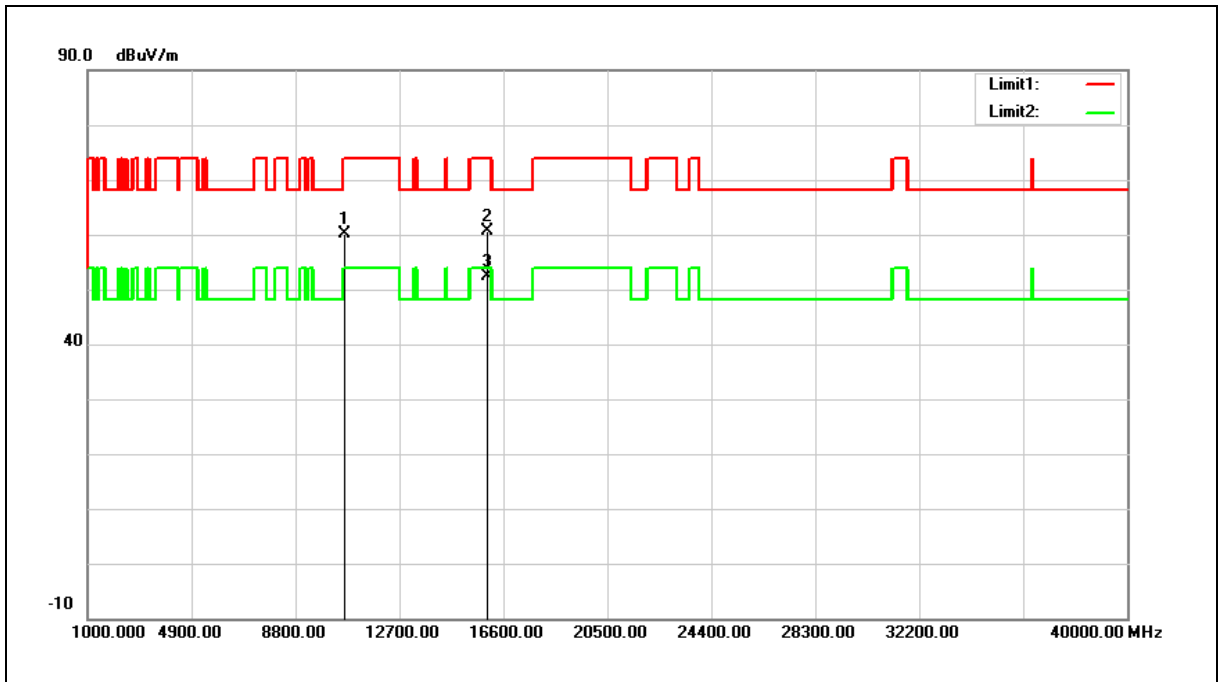
No.	Frequency (MHz)	Reading (dBuV)	Correct Factor (dB/m)	Result (dBuV/m)	Limit (dBuV/m)	Margin (dB)	Remark
1	10640.000	50.90	14.56	65.46	74.00	-8.54	peak
2	15960.000	47.75	15.44	63.19	74.00	-10.81	peak
3	15960.000	36.99	15.44	52.43	54.00	-1.57	AVG

Note: 1. Result (dBuV/m) = Correct Factor (dB/m) + Reading (dBuV).

2. Correction factor (dB/m) = Antenna Factor (dB/m) + Cable loss (dB) – Pre-Amplifier gain (dB).

3. When the peak results are less than average limit, so not need to evaluate the average.

Standard:	FCC Part 15.407	Test Distance:	3 m
Test item:	Harmonic		
Frequency:	5320 MHz		
Mode:	802.11ax HE20		
Ant.Polar.:	Vertical		



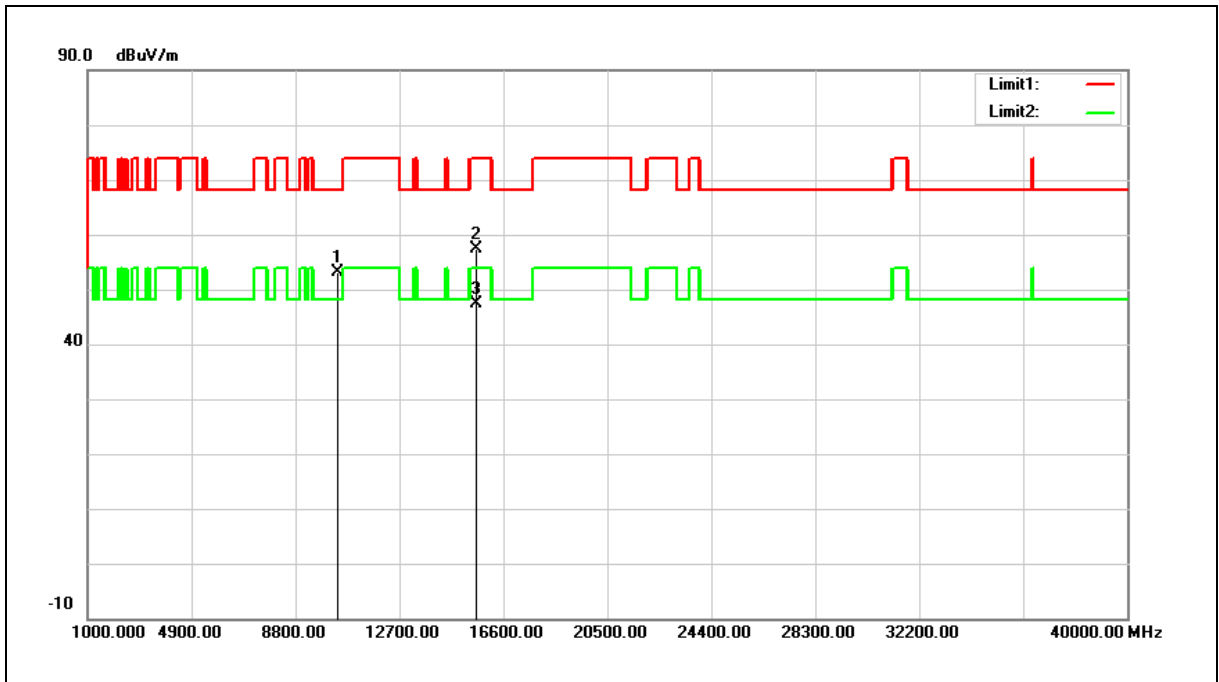
No.	Frequency (MHz)	Reading (dBuV)	Correct Factor (dB/m)	Result (dBuV/m)	Limit (dBuV/m)	Margin (dB)	Remark
1	10640.000	45.69	14.56	60.25	74.00	-13.75	peak
2	15960.000	45.13	15.44	60.57	74.00	-13.43	peak
3	15960.000	36.90	15.44	52.34	54.00	-1.66	AVG

Note:1.Result (dBuV/m) = Correct Factor (dB/m) + Reading(dBuV).

2.Correction factor (dB/m) = Antenna Factor (dB/m) + Cable loss (dB) – Pre-Amplifier gain (dB).

3.When the peak results are less than average limit, so not need to evaluate the average.

Standard:	FCC Part 15.407	Test Distance:	3 m
Test item:	Harmonic		
Frequency:	5190 MHz		
Mode:	802.11ax HE40		
Ant.Polar.:	Horizontal		



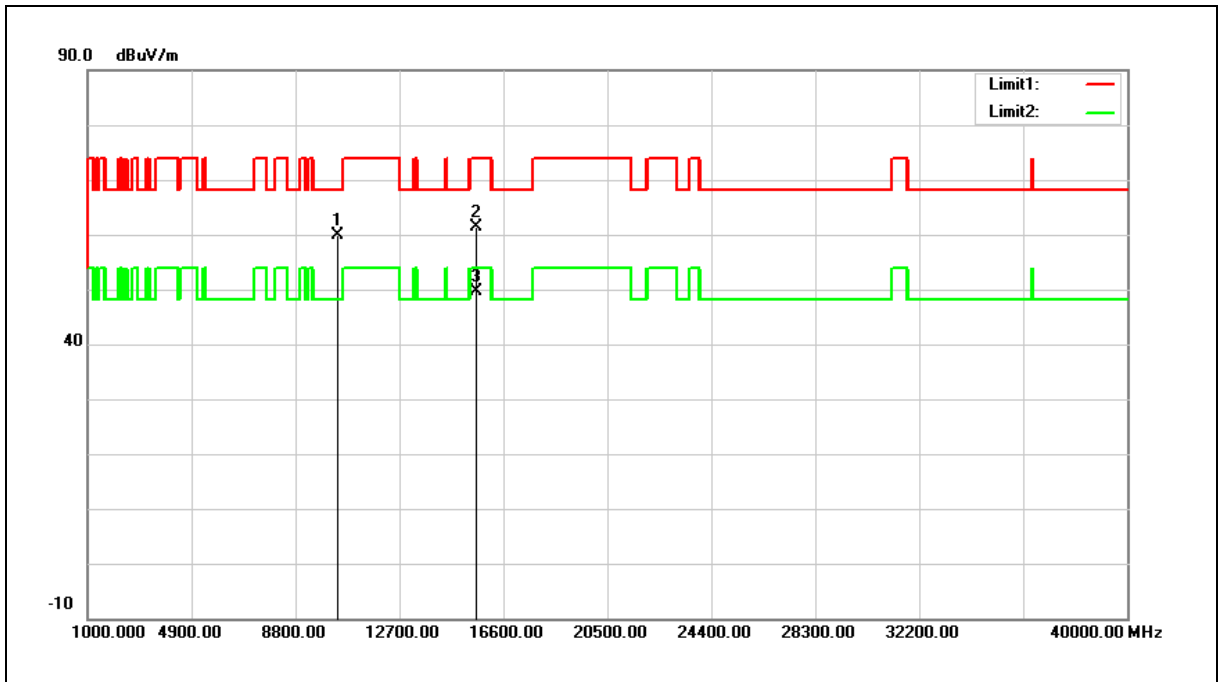
No.	Frequency (MHz)	Reading (dBuV)	Correct Factor (dB/m)	Result (dBuV/m)	Limit (dBuV/m)	Margin (dB)	Remark
1	10380.000	38.86	14.35	53.21	68.20	-14.99	peak
2	15570.000	40.60	16.75	57.35	74.00	-16.65	peak
3	15570.000	30.69	16.75	47.44	54.00	-6.56	AVG

Note:1.Result (dBuV/m) = Correct Factor (dB/m) + Reading(dBuV).

2.Correction factor (dB/m) = Antenna Factor (dB/m) + Cable loss (dB) – Pre-Amplifier gain (dB).

3.When the peak results are less than average limit, so not need to evaluate the average.

Standard:	FCC Part 15.407	Test Distance:	3 m
Test item:	Harmonic		
Frequency:	5190 MHz		
Mode:	802.11ax HE40		
Ant.Polar.:	Vertical		



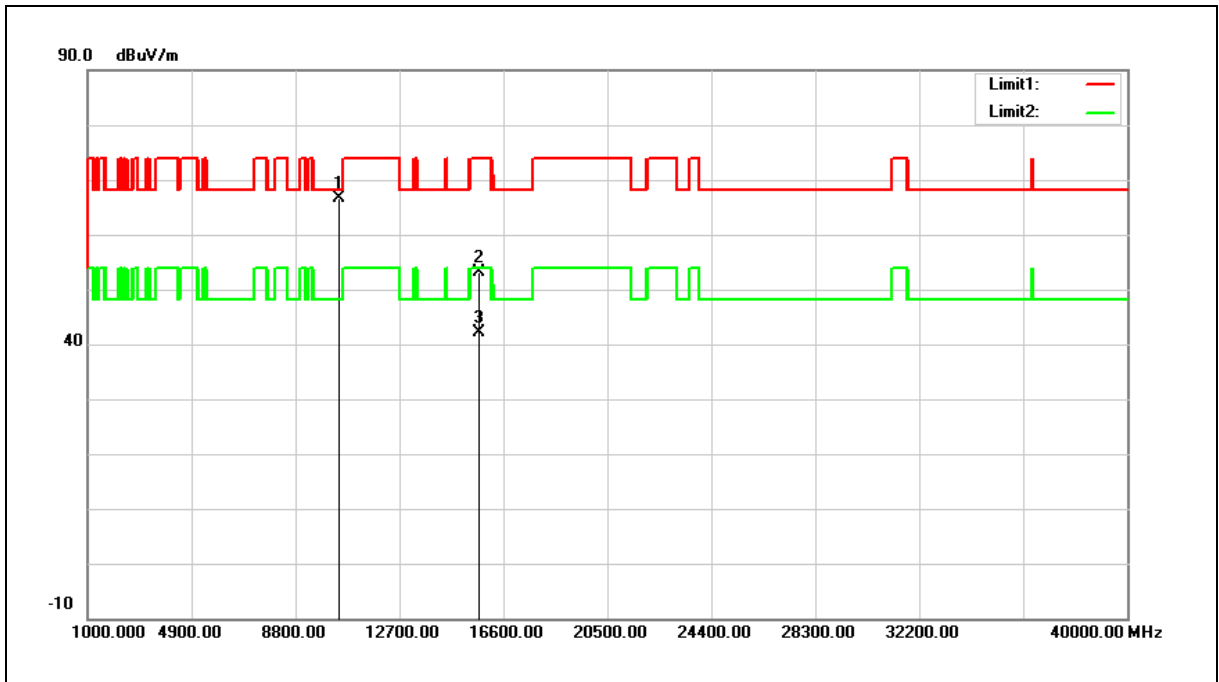
No.	Frequency (MHz)	Reading (dBuV)	Correct Factor (dB/m)	Result (dBuV/m)	Limit (dBuV/m)	Margin (dB)	Remark
1	10380.000	45.49	14.35	59.84	68.20	-8.36	peak
2	15570.000	44.65	16.75	61.40	74.00	-12.60	peak
3	15570.000	32.99	16.75	49.74	54.00	-4.26	AVG

Note:1.Result (dBuV/m) = Correct Factor (dB/m) + Reading(dBuV).

2.Correction factor (dB/m) = Antenna Factor (dB/m) + Cable loss (dB) – Pre-Amplifier gain (dB).

3.When the peak results are less than average limit, so not need to evaluate the average.

Standard:	FCC Part 15.407	Test Distance:	3 m
Test item:	Harmonic		
Frequency:	5230 MHz		
Mode:	802.11ax HE40		
Ant.Polar.:	Horizontal		



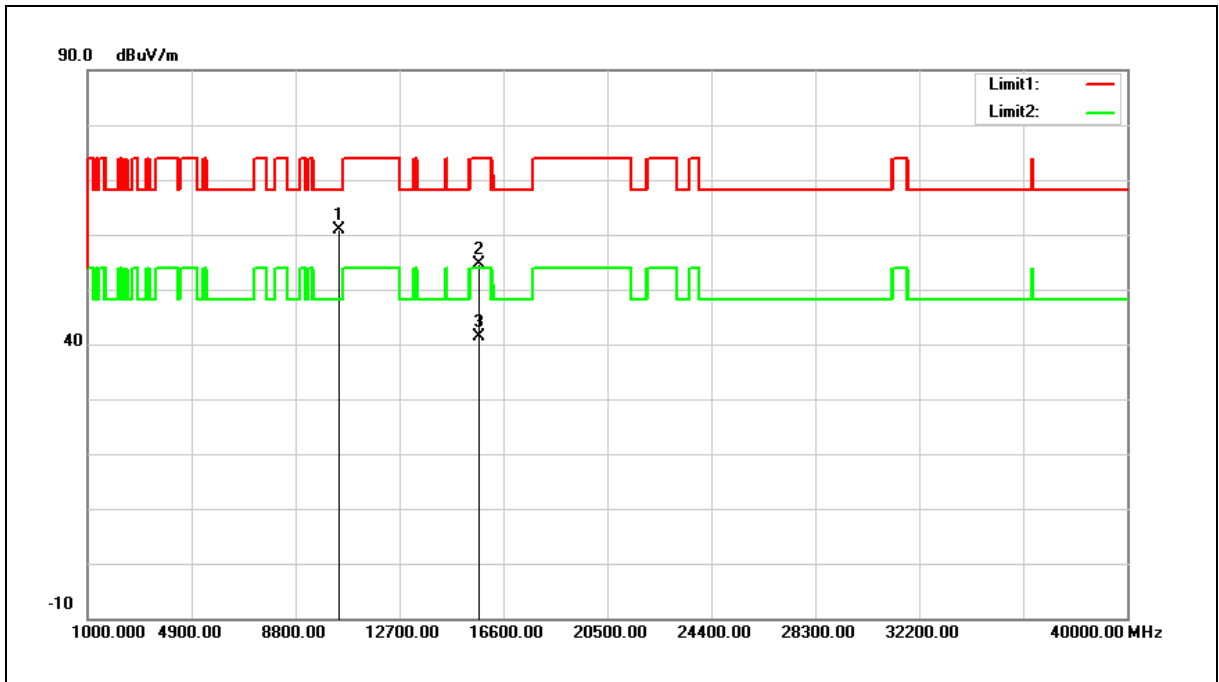
No.	Frequency (MHz)	Reading (dBuV)	Correct Factor (dB/m)	Result (dBuV/m)	Limit (dBuV/m)	Margin (dB)	Remark
1	10460.000	52.02	14.51	66.53	68.20	-1.67	peak
2	15690.000	36.73	16.35	53.08	74.00	-20.92	peak
3	15690.000	25.80	16.35	42.15	54.00	-11.85	AVG

Note:1.Result (dBuV/m) = Correct Factor (dB/m) + Reading(dBuV).

2.Correction factor (dB/m) = Antenna Factor (dB/m) + Cable loss (dB) – Pre-Amplifier gain (dB).

3.When the peak results are less than average limit, so not need to evaluate the average.

Standard:	FCC Part 15.407	Test Distance:	3 m
Test item:	Harmonic		
Frequency:	5230 MHz		
Mode:	802.11ax HE40		
Ant.Polar.:	Vertical		



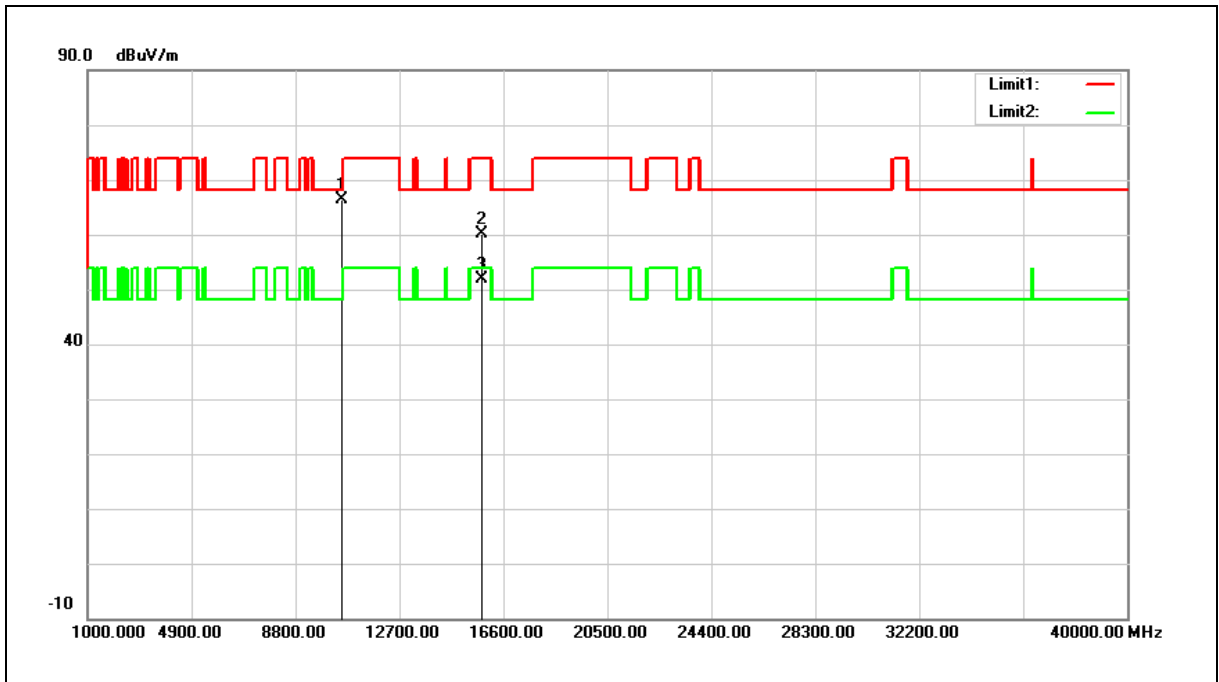
No.	Frequency (MHz)	Reading (dBuV)	Correct Factor (dB/m)	Result (dBuV/m)	Limit (dBuV/m)	Margin (dB)	Remark
1	10460.000	46.25	14.51	60.76	68.20	-7.44	peak
2	15690.000	38.36	16.35	54.71	74.00	-19.29	peak
3	15690.000	25.13	16.35	41.48	54.00	-12.52	AVG

Note: 1. Result (dBuV/m) = Correct Factor (dB/m) + Reading(dBuV).

2. Correction factor (dB/m) = Antenna Factor (dB/m) + Cable loss (dB) – Pre-Amplifier gain (dB).

3. When the peak results are less than average limit, so not need to evaluate the average.

Standard:	FCC Part 15.407	Test Distance:	3 m
Test item:	Harmonic		
Frequency:	5270 MHz		
Mode:	802.11ax HE40		
Ant.Polar.:	Horizontal		



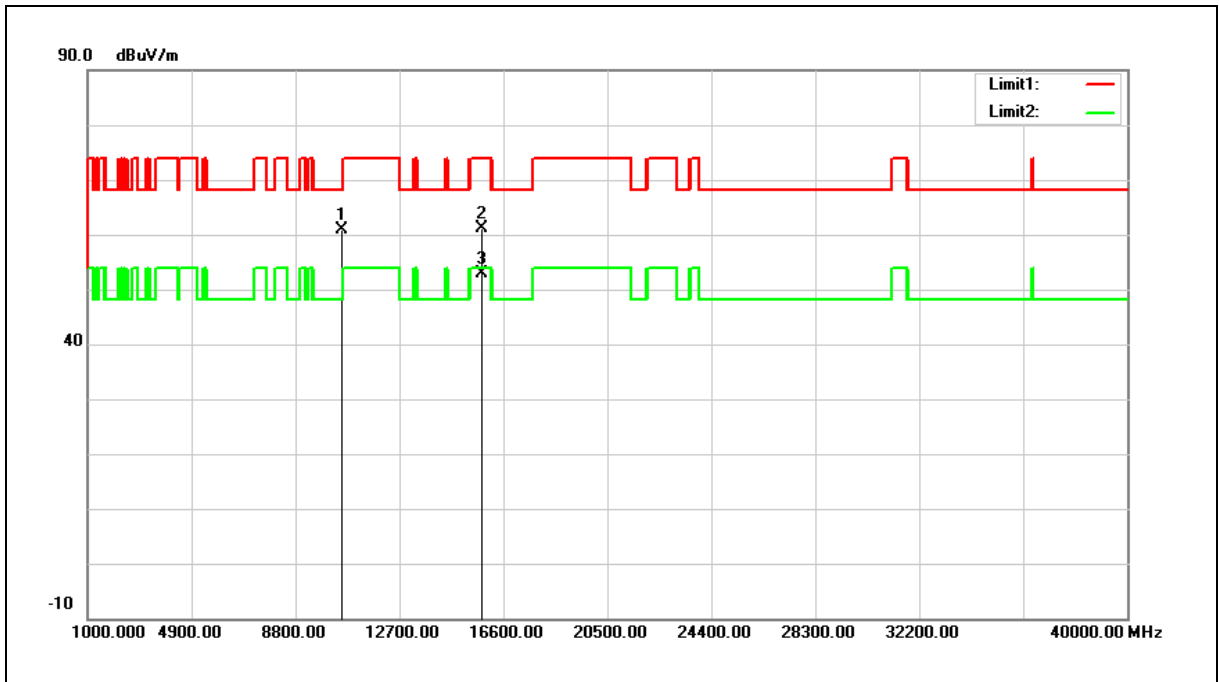
No.	Frequency (MHz)	Reading (dBuV)	Correct Factor (dB/m)	Result (dBuV/m)	Limit (dBuV/m)	Margin (dB)	Remark
1	10540.000	51.73	14.58	66.31	68.20	-1.89	peak
2	15810.000	44.23	15.95	60.18	74.00	-13.82	peak
3	15810.000	36.00	15.95	51.95	54.00	-2.05	AVG

Note:1.Result (dBuV/m) = Correct Factor (dB/m) + Reading(dBuV).

2.Correction factor (dB/m) = Antenna Factor (dB/m) + Cable loss (dB) – Pre-Amplifier gain (dB).

3.When the peak results are less than average limit, so not need to evaluate the average.

Standard:	FCC Part 15.407	Test Distance:	3 m
Test item:	Harmonic		
Frequency:	5270 MHz		
Mode:	802.11ax HE40		
Ant.Polar.:	Vertical		



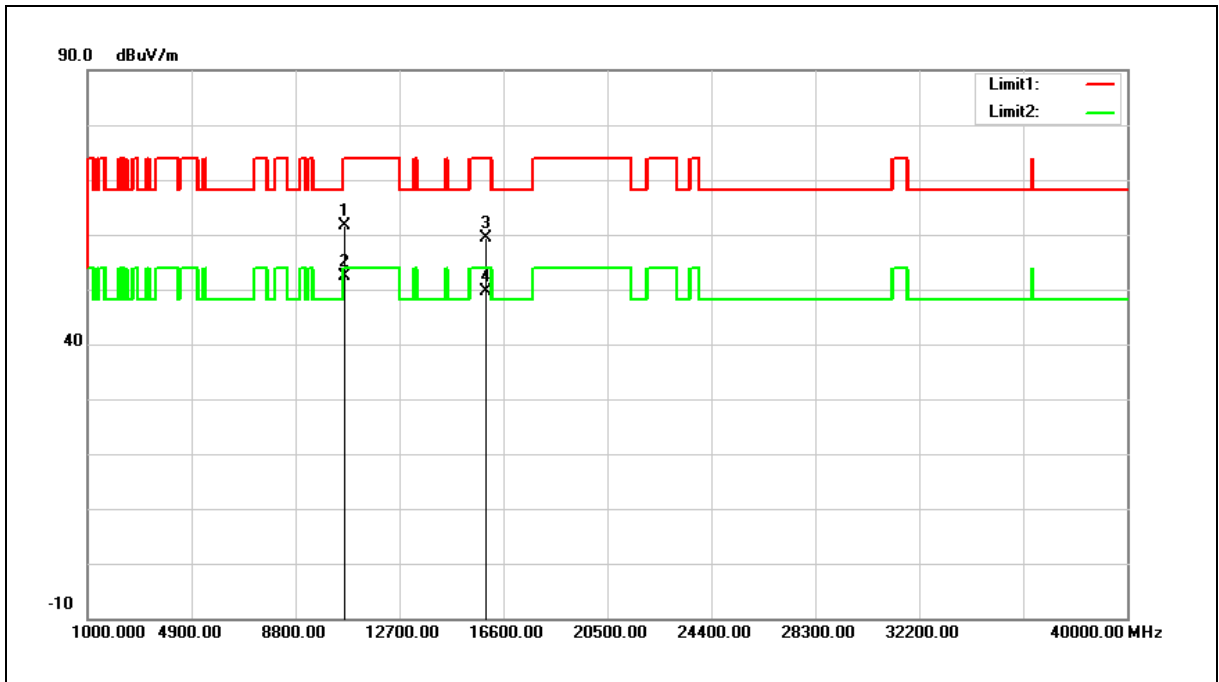
No.	Frequency (MHz)	Reading (dBuV)	Correct Factor (dB/m)	Result (dBuV/m)	Limit (dBuV/m)	Margin (dB)	Remark
1	10540.000	46.25	14.58	60.83	68.20	-7.37	peak
2	15810.000	45.21	15.95	61.16	74.00	-12.84	peak
3	15810.000	36.98	15.95	52.93	54.00	-1.07	AVG

Note:1.Result (dBuV/m) = Correct Factor (dB/m) + Reading(dBuV).

2.Correction factor (dB/m) = Antenna Factor (dB/m) + Cable loss (dB) – Pre-Amplifier gain (dB).

3.When the peak results are less than average limit, so not need to evaluate the average.

Standard:	FCC Part 15.407	Test Distance:	3 m
Test item:	Harmonic		
Frequency:	5310 MHz		
Mode:	802.11ax HE40		
Ant.Polar.:	Horizontal		



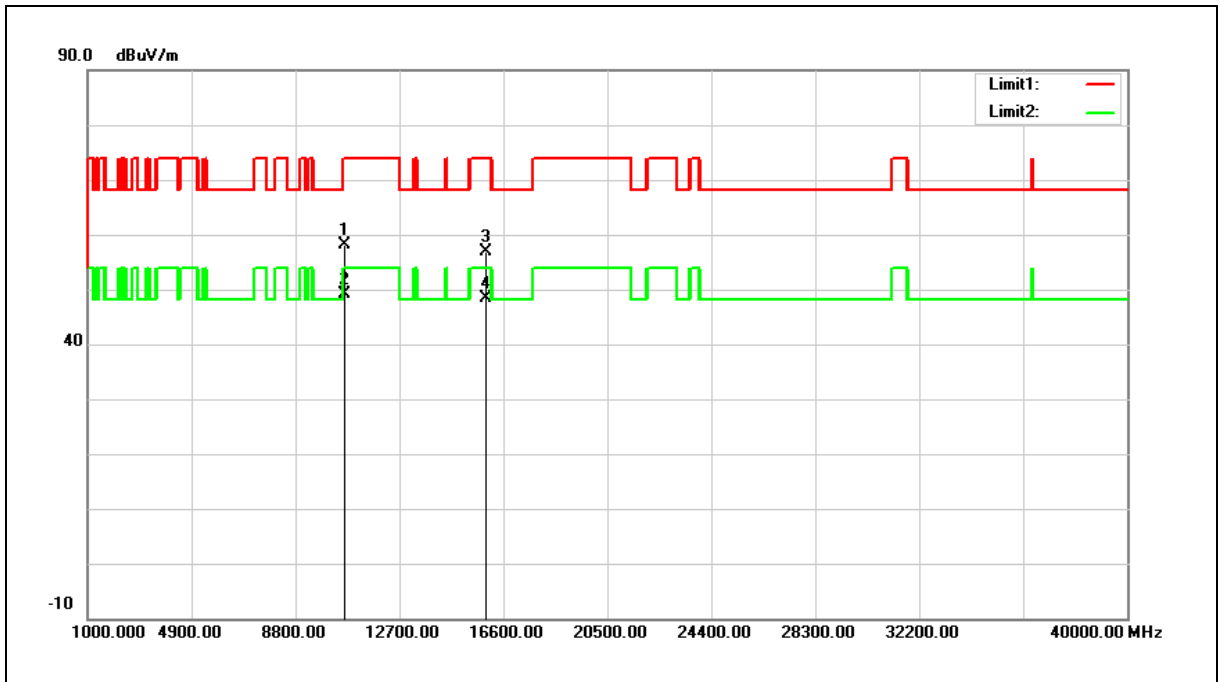
No.	Frequency (MHz)	Reading (dBuV)	Correct Factor (dB/m)	Result (dBuV/m)	Limit (dBuV/m)	Margin (dB)	Remark
1	10620.000	47.02	14.56	61.58	74.00	-12.42	peak
2	10620.000	37.80	14.56	52.36	54.00	-1.64	AVG
3	15930.000	43.71	15.55	59.26	74.00	-14.74	peak
4	15930.000	33.98	15.55	49.53	54.00	-4.47	AVG

Note:1.Result (dBuV/m) = Correct Factor (dB/m) + Reading(dBuV).

2.Correction factor (dB/m) = Antenna Factor (dB/m) + Cable loss (dB) – Pre-Amplifier gain (dB).

3.When the peak results are less than average limit, so not need to evaluate the average.

Standard:	FCC Part 15.407	Test Distance:	3 m
Test item:	Harmonic		
Frequency:	5310 MHz		
Mode:	802.11ax HE40		
Ant.Polar.:	Vertical		



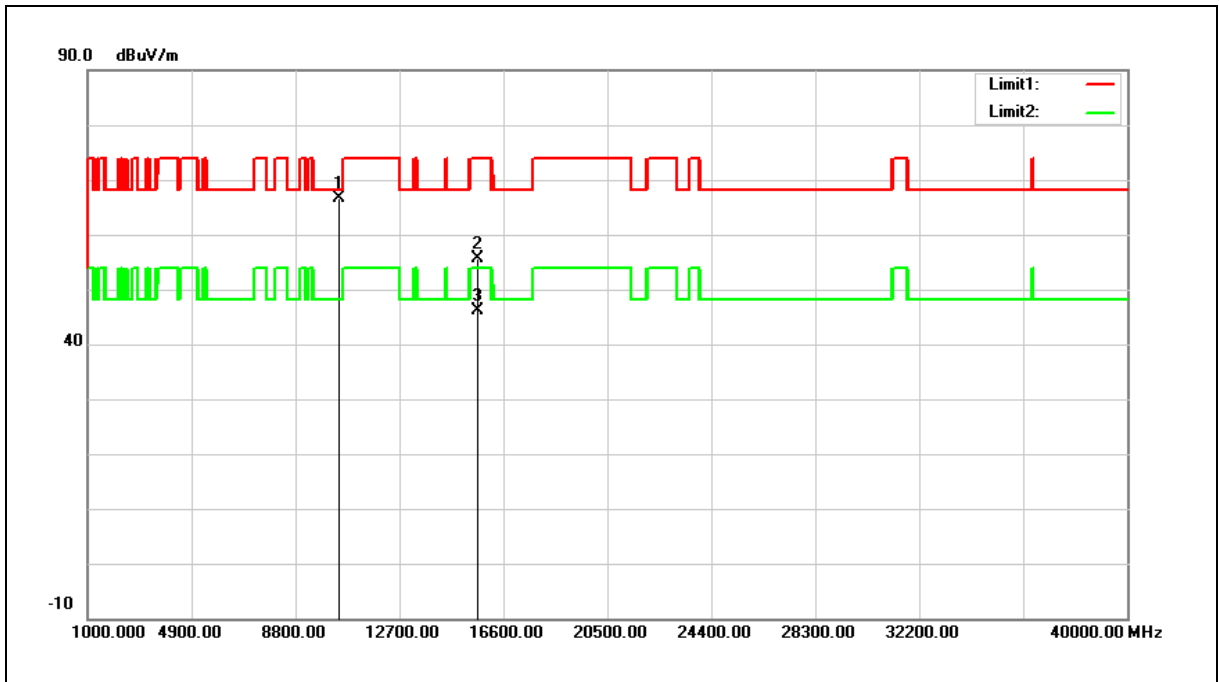
No.	Frequency (MHz)	Reading (dBuV)	Correct Factor (dB/m)	Result (dBuV/m)	Limit (dBuV/m)	Margin (dB)	Remark
1	10620.000	43.47	14.56	58.03	74.00	-15.97	peak
2	10620.000	34.45	14.56	49.01	54.00	-4.99	AVG
3	15930.000	41.37	15.55	56.92	74.00	-17.08	peak
4	15930.000	32.78	15.55	48.33	54.00	-5.67	AVG

Note:1.Result (dBuV/m) = Correct Factor (dB/m) + Reading(dBuV).

2.Correction factor (dB/m) = Antenna Factor (dB/m) + Cable loss (dB) – Pre-Amplifier gain (dB).

3.When the peak results are less than average limit, so not need to evaluate the average.

Standard:	FCC Part 15.407	Test Distance:	3 m
Test item:	Harmonic		
Frequency:	5210 MHz		
Mode:	802.11ax HE80		
Ant.Polar.:	Horizontal		



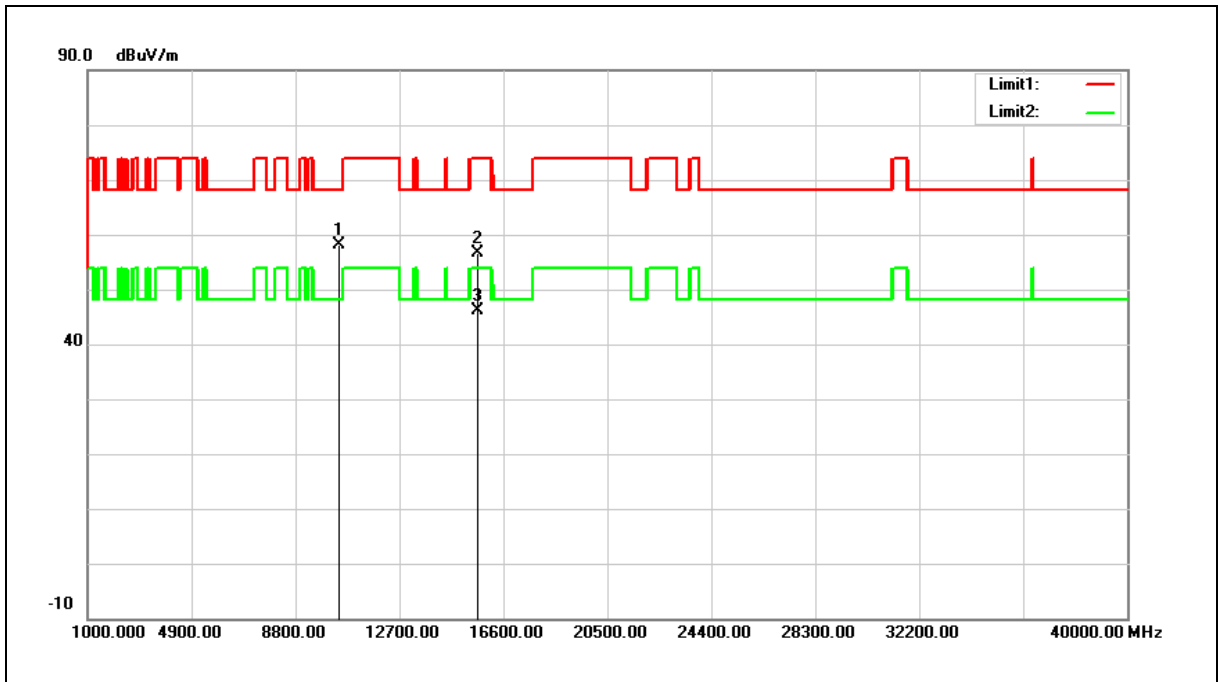
No.	Frequency (MHz)	Reading (dBuV)	Correct Factor (dB/m)	Result (dBuV/m)	Limit (dBuV/m)	Margin (dB)	Remark
1	10420.000	52.13	14.42	66.55	68.20	-1.65	peak
2	15630.000	39.16	16.56	55.72	74.00	-18.28	peak
3	15630.000	29.65	16.56	46.21	54.00	-7.79	AVG

Note:1.Result (dBuV/m) = Correct Factor (dB/m) + Reading(dBuV).

2.Correction factor (dB/m) = Antenna Factor (dB/m) + Cable loss (dB) – Pre-Amplifier gain (dB).

3.When the peak results are less than average limit, so not need to evaluate the average.

Standard:	FCC Part 15.407	Test Distance:	3 m
Test item:	Harmonic		
Frequency:	5210 MHz		
Mode:	802.11ax HE80		
Ant.Polar.:	Vertical		



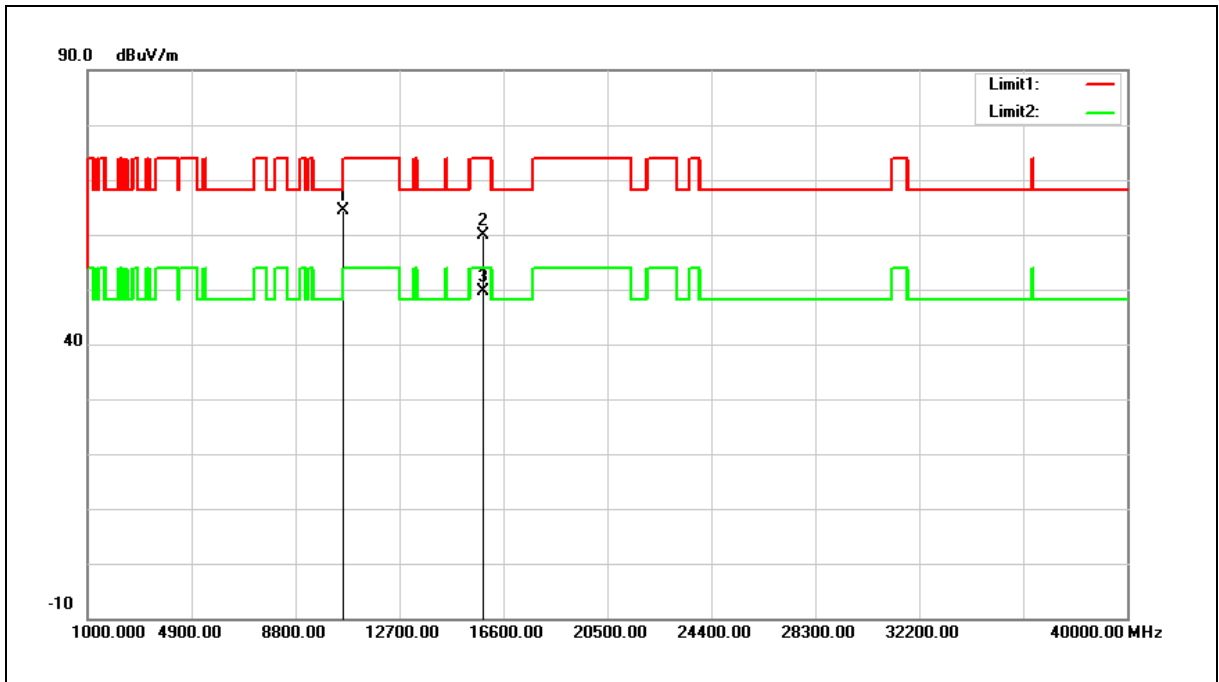
No.	Frequency (MHz)	Reading (dBuV)	Correct Factor (dB/m)	Result (dBuV/m)	Limit (dBuV/m)	Margin (dB)	Remark
1	10420.000	43.68	14.42	58.10	68.20	-10.10	peak
2	15630.000	40.07	16.56	56.63	74.00	-17.37	peak
3	15630.000	29.45	16.56	46.01	54.00	-7.99	AVG

Note:1.Result (dBuV/m) = Correct Factor (dB/m) + Reading(dBuV).

2.Correction factor (dB/m) = Antenna Factor (dB/m) + Cable loss (dB) – Pre-Amplifier gain (dB).

3.When the peak results are less than average limit, so not need to evaluate the average.

Standard:	FCC Part 15.407	Test Distance:	3 m
Test item:	Harmonic		
Frequency:	5290 MHz		
Mode:	802.11ax HE80		
Ant.Polar.:	Horizontal		



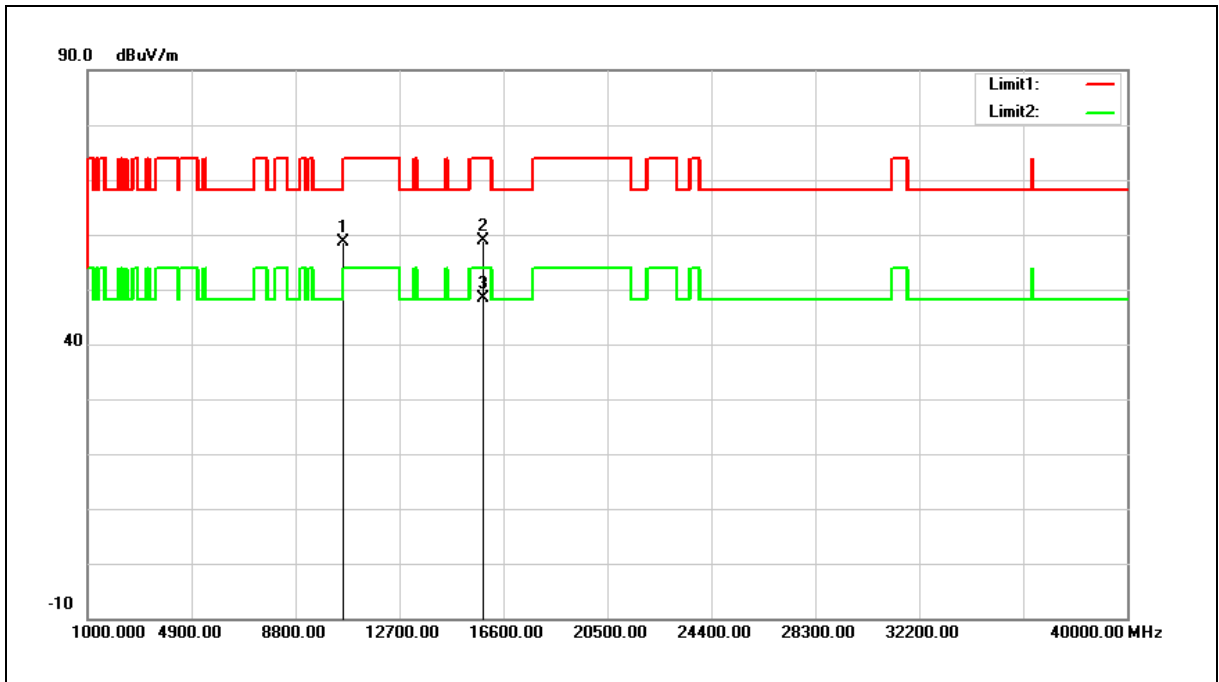
No.	Frequency (MHz)	Reading (dBuV)	Correct Factor (dB/m)	Result (dBuV/m)	Limit (dBuV/m)	Margin (dB)	Remark
1	10580.000	49.72	14.57	64.29	68.20	-3.91	peak
2	15870.000	44.19	15.74	59.93	74.00	-14.07	peak
3	15870.000	33.96	15.74	49.70	54.00	-4.30	AVG

Note:1.Result (dBuV/m) = Correct Factor (dB/m) + Reading(dBuV).

2.Correction factor (dB/m) = Antenna Factor (dB/m) + Cable loss (dB) – Pre-Amplifier gain (dB).

3.When the peak results are less than average limit, so not need to evaluate the average.

Standard:	FCC Part 15.407	Test Distance:	3 m
Test item:	Harmonic		
Frequency:	5290 MHz		
Mode:	802.11ax HE80		
Ant.Polar.:	Vertical		



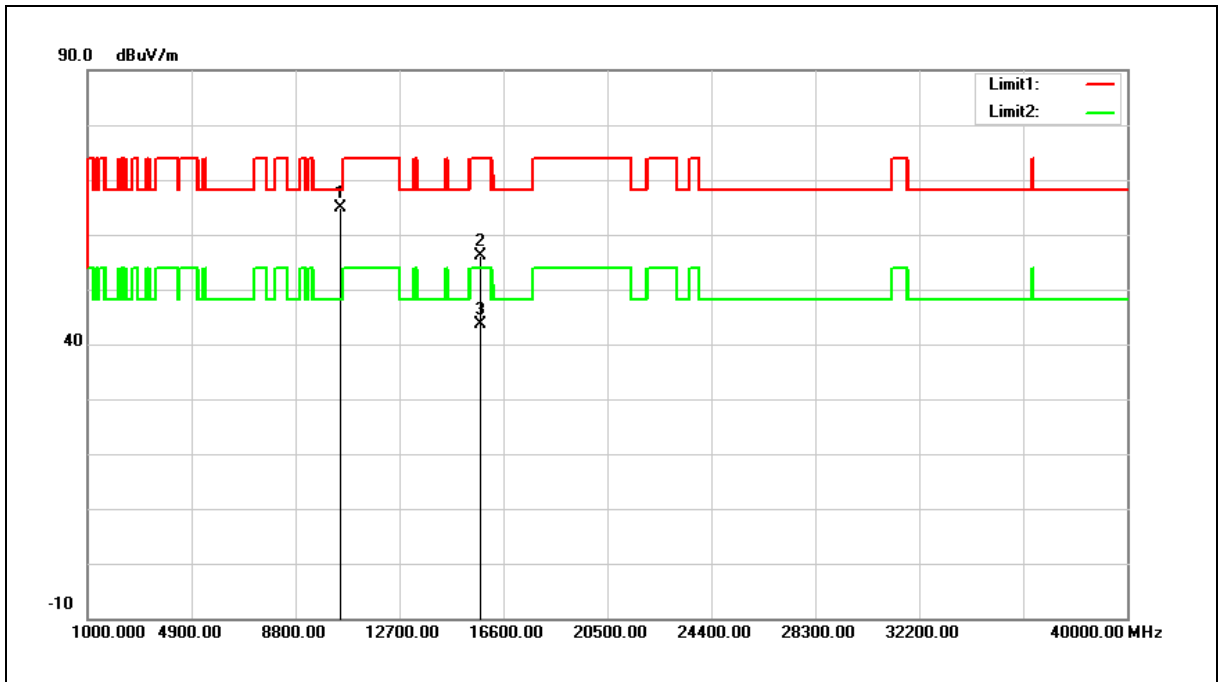
No.	Frequency (MHz)	Reading (dBuV)	Correct Factor (dB/m)	Result (dBuV/m)	Limit (dBuV/m)	Margin (dB)	Remark
1	10580.000	44.16	14.57	58.73	68.20	-9.47	peak
2	15870.000	43.21	15.74	58.95	74.00	-15.05	peak
3	15870.000	32.67	15.74	48.41	54.00	-5.59	AVG

Note:1.Result (dBuV/m) = Correct Factor (dB/m) + Reading(dBuV).

2.Correction factor (dB/m) = Antenna Factor (dB/m) + Cable loss (dB) – Pre-Amplifier gain (dB).

3.When the peak results are less than average limit, so not need to evaluate the average.

Standard:	FCC Part 15.407	Test Distance:	3 m
Test item:	Harmonic		
Frequency:	5250 MHz		
Mode:	802.11ax HE160		
Ant.Polar.:	Horizontal		



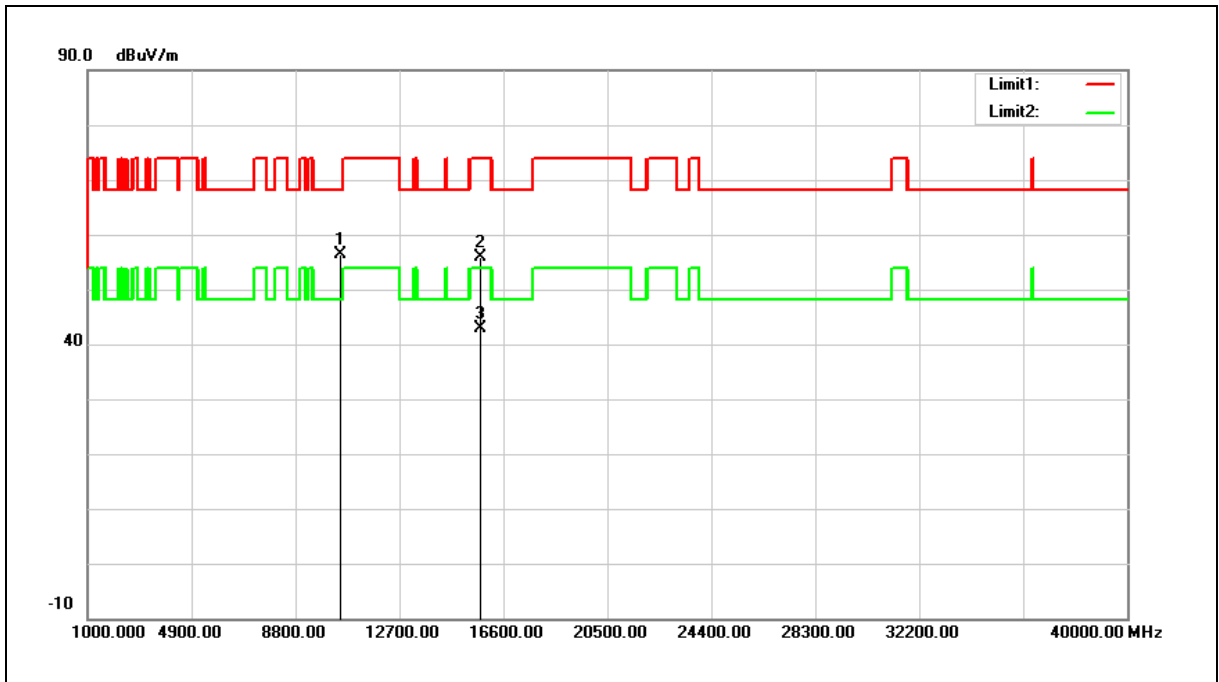
No.	Frequency (MHz)	Reading (dBuV)	Correct Factor (dB/m)	Result (dBuV/m)	Limit (dBuV/m)	Margin (dB)	Remark
1	10500.000	50.28	14.59	64.87	68.20	-3.33	peak
2	15750.000	40.09	16.15	56.24	74.00	-17.76	peak
3	15750.000	27.47	16.15	43.62	54.00	-10.38	AVG

Note:1.Result (dBuV/m) = Correct Factor (dB/m) + Reading(dBuV).

2.Correction factor (dB/m) = Antenna Factor (dB/m) + Cable loss (dB) – Pre-Amplifier gain (dB).

3.When the peak results are less than average limit, so not need to evaluate the average.

Standard:	FCC Part 15.407	Test Distance:	3 m
Test item:	Harmonic		
Frequency:	5250 MHz		
Mode:	802.11ax HE160		
Ant.Polar.:	Vertical		



No.	Frequency (MHz)	Reading (dBuV)	Correct Factor (dB/m)	Result (dBuV/m)	Limit (dBuV/m)	Margin (dB)	Remark
1	10500.000	41.79	14.59	56.38	68.20	-11.82	peak
2	15750.000	39.61	16.15	55.76	74.00	-18.24	peak
3	15750.000	26.68	16.15	42.83	54.00	-11.17	AVG

Note: 1. Result (dBuV/m) = Correct Factor (dB/m) + Reading(dBuV).

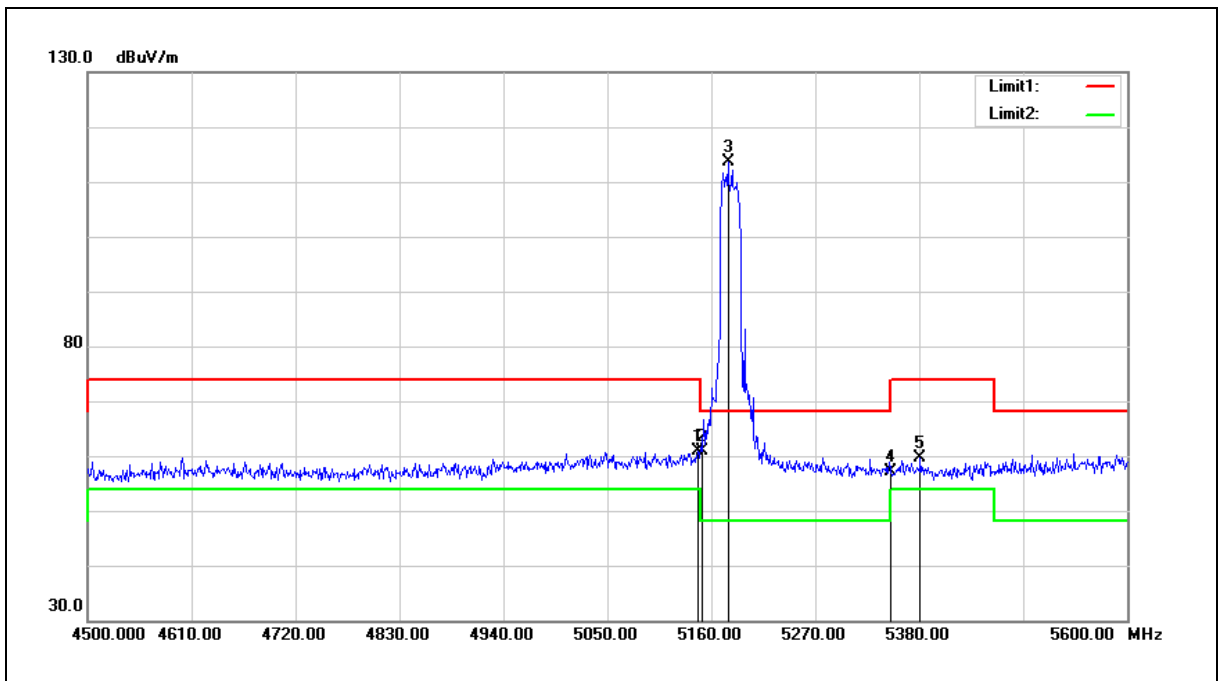
2. Correction factor (dB/m) = Antenna Factor (dB/m) + Cable loss (dB) – Pre-Amplifier gain (dB).

3. When the peak results are less than average limit, so not need to evaluate the average.

Band Edge

Peak

Standard:	FCC Part 15.407	Test Distance:	3 m
Test item:	Band edge		
Frequency:	5180 MHz		
Mode:	802.11ax HE20		
Ant.Polar.:	Horizontal		



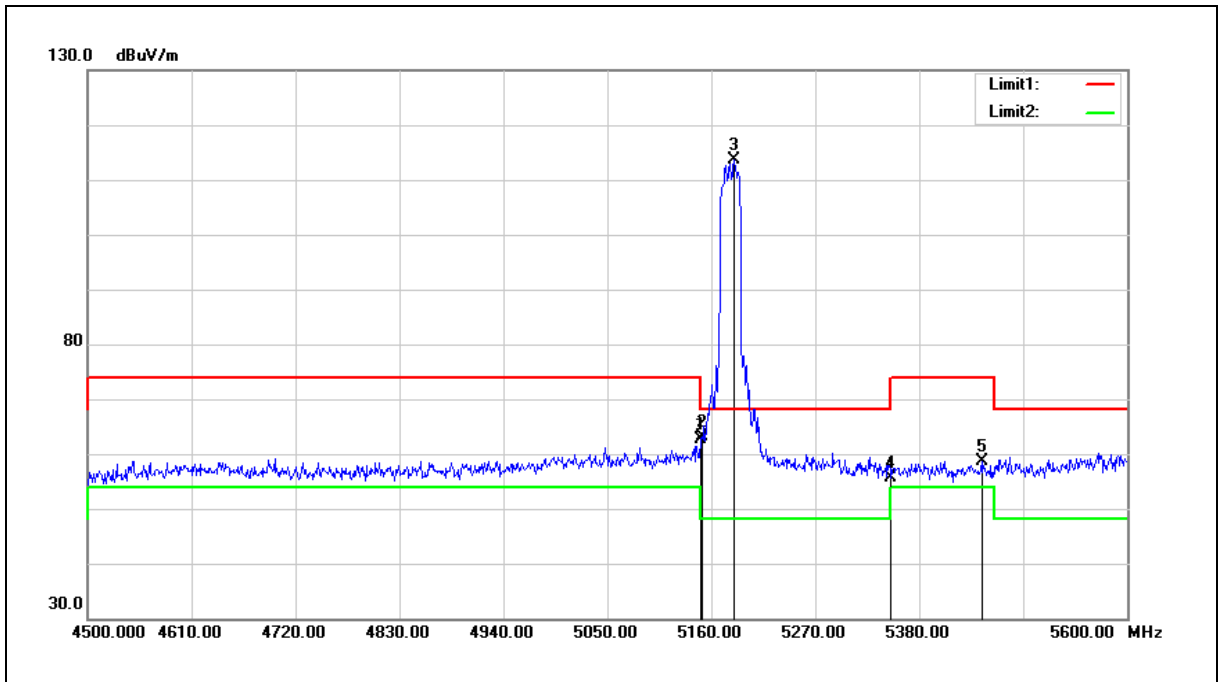
No.	Frequency (MHz)	Reading (dBuV)	Correct Factor (dB/m)	Result (dBuV/m)	Limit (dBuV/m)	Margin (dB)	Remark
1	5145.700	61.06	-0.08	60.98	74.00	-13.02	peak
2	5150.000	60.85	-0.08	60.77	74.00	-13.23	peak
3	5177.600	113.65	-0.03	113.62	68.20	45.42	peak
4	5350.000	56.71	0.30	57.01	74.00	-16.99	peak
5	5381.100	59.19	0.35	59.54	74.00	-14.46	peak

Note: 1. Result (dBuV/m) = Correct Factor (dB/m) + Reading (dBuV).

2. Correction factor (dB/m) = Antenna Factor (dB/m) + Cable loss (dB) – Pre-Amplifier gain (dB).

3. When the peak results are less than average limit, so not need to evaluate the average.

Standard:	FCC Part 15.407	Test Distance:	3 m
Test item:	Band edge		
Frequency:	5180 MHz		
Mode:	802.11ax HE20		
Ant.Polar.:	Vertical		



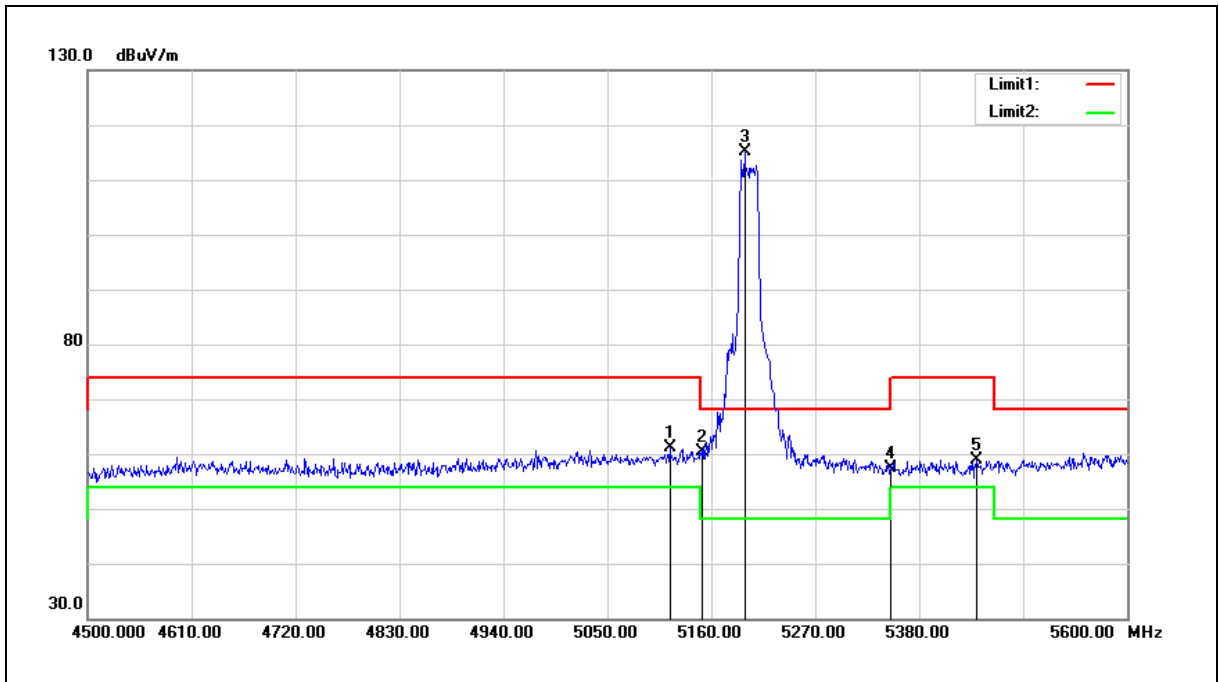
No.	Frequency (MHz)	Reading (dBuV)	Correct Factor (dB/m)	Result (dBuV/m)	Limit (dBuV/m)	Margin (dB)	Remark
1	5149.000	62.64	-0.08	62.56	74.00	-11.44	peak
2	5150.000	63.21	-0.08	63.13	74.00	-10.87	peak
3	5184.200	113.63	-0.02	113.61	68.20	45.41	peak
4	5350.000	55.30	0.30	55.60	74.00	-18.40	peak
5	5446.000	58.10	0.48	58.58	74.00	-15.42	peak

Note: 1.Result (dBuV/m) = Correct Factor (dB/m) + Reading(dBuV).

2.Correction factor (dB/m) = Antenna Factor (dB/m) + Cable loss (dB) – Pre-Amplifier gain (dB).

3.When the peak results are less than average limit, so not need to evaluate the average.

Standard:	FCC Part 15.407	Test Distance:	3 m
Test item:	Band edge		
Frequency:	5200 MHz		
Mode:	802.11ax HE20		
Ant.Polar.:	Horizontal		



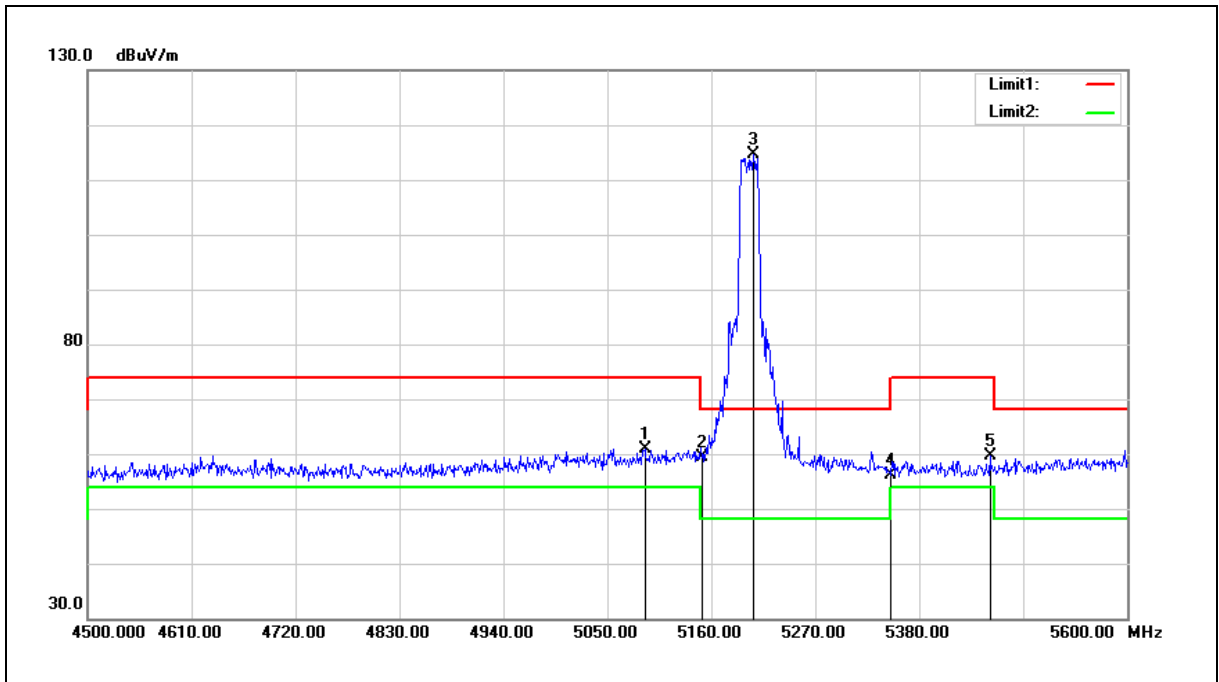
No.	Frequency (MHz)	Reading (dBuV)	Correct Factor (dB/m)	Result (dBuV/m)	Limit (dBuV/m)	Margin (dB)	Remark
1	5116.000	61.18	-0.15	61.03	74.00	-12.97	peak
2	5150.000	60.58	-0.08	60.50	74.00	-13.50	peak
3	5195.200	115.23	0.01	115.24	68.20	47.04	peak
4	5350.000	57.20	0.30	57.50	74.00	-16.50	peak
5	5440.500	58.46	0.46	58.92	74.00	-15.08	peak

Note: 1.Result (dBuV/m) = Correct Factor (dB/m) + Reading(dBuV).

2.Correction factor (dB/m) = Antenna Factor (dB/m) + Cable loss (dB) – Pre-Amplifier gain (dB).

3.When the peak results are less than average limit, so not need to evaluate the average.

Standard:	FCC Part 15.407	Test Distance:	3 m
Test item:	Band edge		
Frequency:	5200 MHz		
Mode:	802.11ax HE20		
Ant.Polar.:	Vertical		



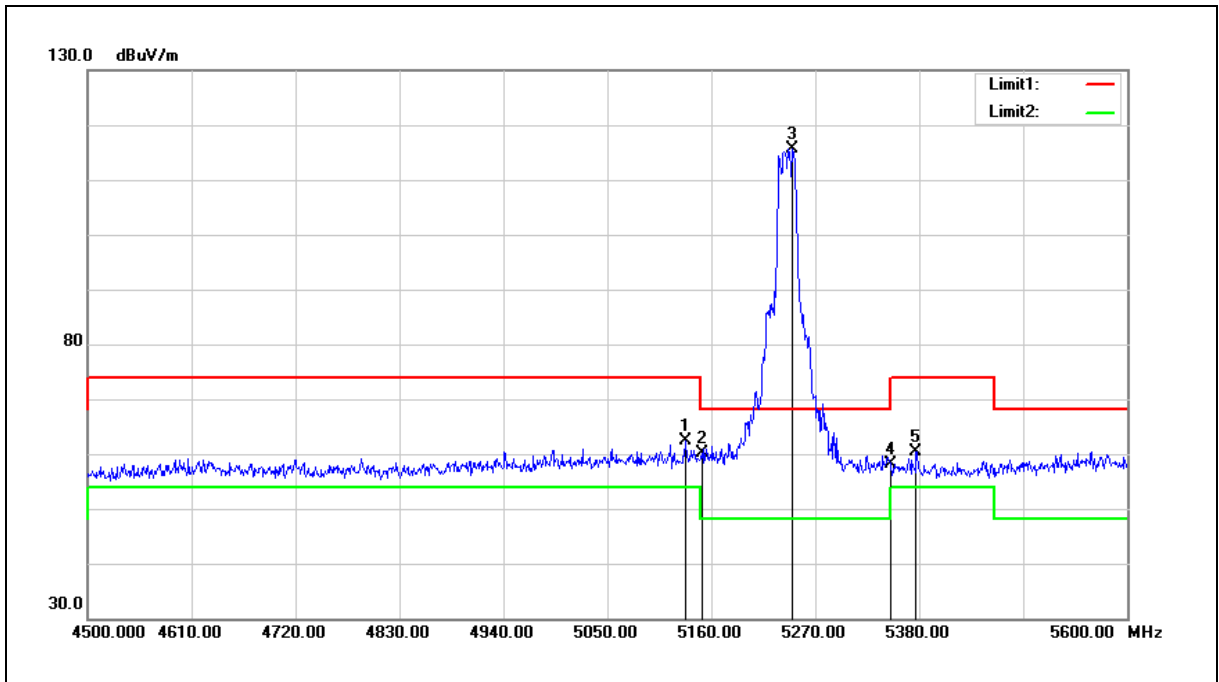
No.	Frequency (MHz)	Reading (dBuV)	Correct Factor (dB/m)	Result (dBuV/m)	Limit (dBuV/m)	Margin (dB)	Remark
1	5089.600	61.13	-0.19	60.94	74.00	-13.06	peak
2	5150.000	59.36	-0.08	59.28	74.00	-14.72	peak
3	5205.100	114.52	0.02	114.54	68.20	46.34	peak
4	5350.000	55.80	0.30	56.10	74.00	-17.90	peak
5	5454.800	59.19	0.48	59.67	74.00	-14.33	peak

Note: 1.Result (dBuV/m) = Correct Factor (dB/m) + Reading(dBuV).

2.Correction factor (dB/m) = Antenna Factor (dB/m) + Cable loss (dB) – Pre-Amplifier gain (dB).

3.When the peak results are less than average limit, so not need to evaluate the average.

Standard:	FCC Part 15.407	Test Distance:	3 m
Test item:	Band edge		
Frequency:	5240 MHz		
Mode:	802.11ax HE20		
Ant.Polar.:	Horizontal		



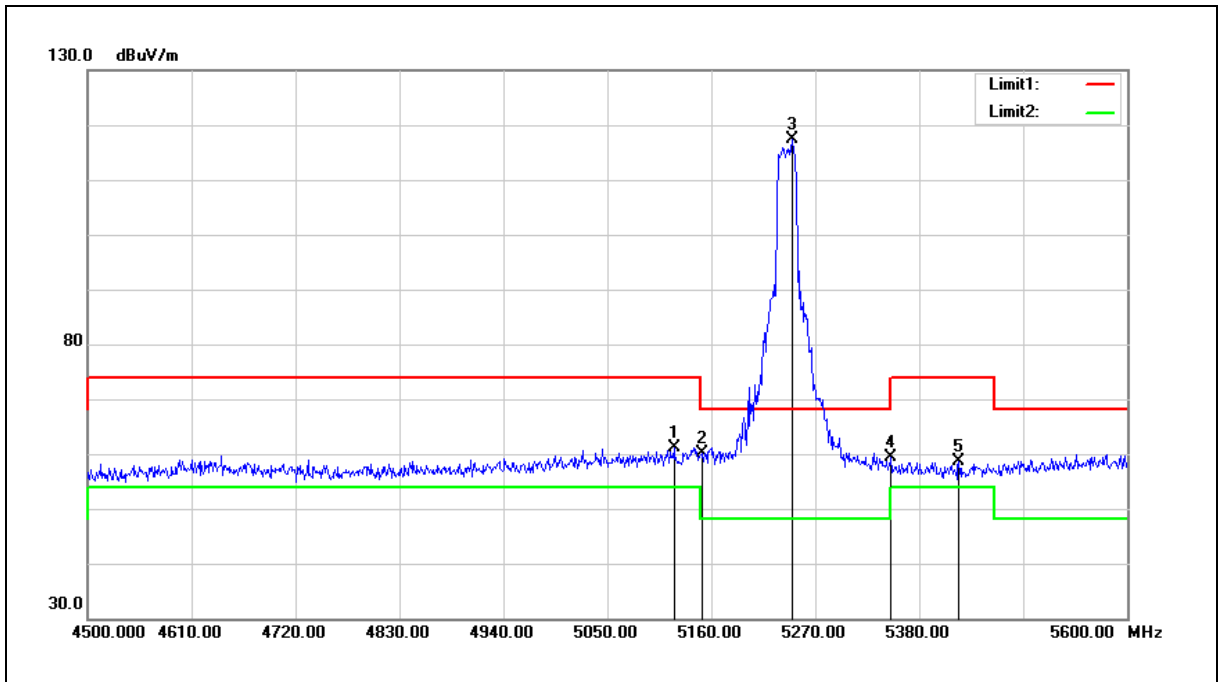
No.	Frequency (MHz)	Reading (dBuV)	Correct Factor (dB/m)	Result (dBuV/m)	Limit (dBuV/m)	Margin (dB)	Remark
1	5132.500	62.46	-0.10	62.36	74.00	-11.64	peak
2	5150.000	60.18	-0.08	60.10	74.00	-13.90	peak
3	5245.800	115.54	0.10	115.64	68.20	47.44	peak
4	5350.000	57.72	0.30	58.02	74.00	-15.98	peak
5	5376.700	60.07	0.34	60.41	74.00	-13.59	peak

Note: 1. Result (dBuV/m) = Correct Factor (dB/m) + Reading (dBuV).

2. Correction factor (dB/m) = Antenna Factor (dB/m) + Cable loss (dB) – Pre-Amplifier gain (dB).

3. When the peak results are less than average limit, so not need to evaluate the average.

Standard:	FCC Part 15.407	Test Distance:	3 m
Test item:	Band edge		
Frequency:	5240 MHz		
Mode:	802.11ax HE20		
Ant.Polar.:	Vertical		



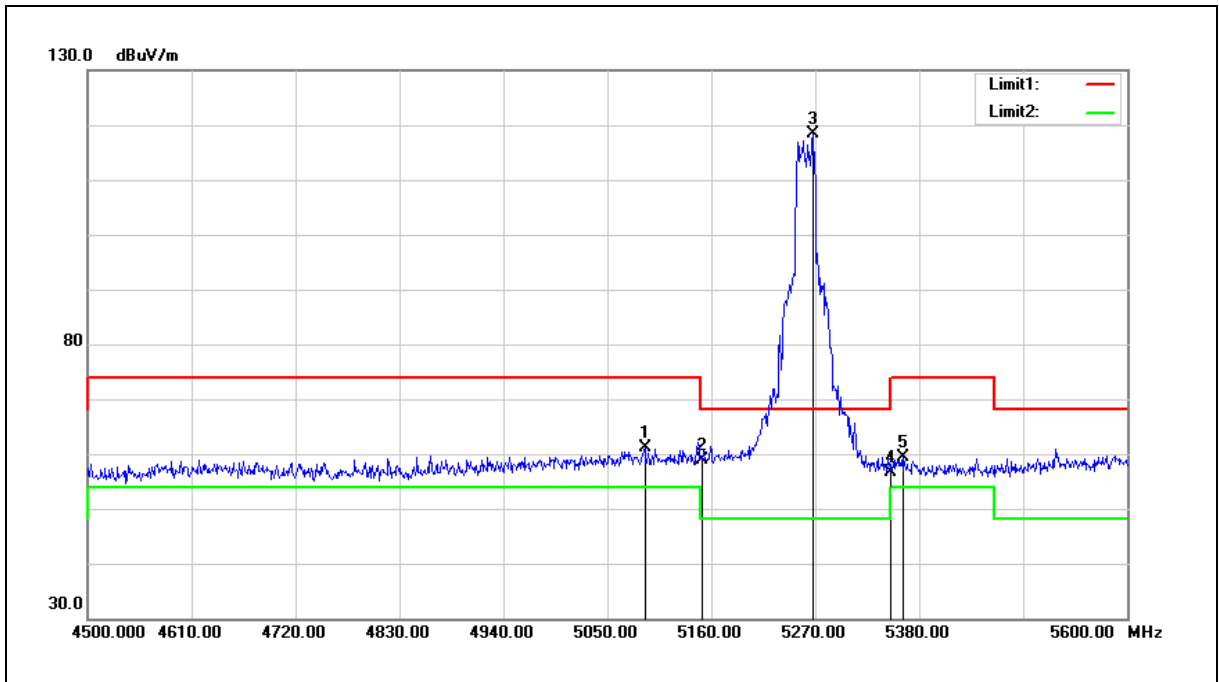
No.	Frequency (MHz)	Reading (dBuV)	Correct Factor (dB/m)	Result (dBuV/m)	Limit (dBuV/m)	Margin (dB)	Remark
1	5120.400	61.28	-0.13	61.15	74.00	-12.85	peak
2	5150.000	60.23	-0.08	60.15	74.00	-13.85	peak
3	5245.800	117.34	0.10	117.44	68.20	49.24	peak
4	5350.000	59.02	0.30	59.32	74.00	-14.68	peak
5	5421.800	58.19	0.43	58.62	74.00	-15.38	peak

Note: 1. Result (dBuV/m) = Correct Factor (dB/m) + Reading (dBuV).

2. Correction factor (dB/m) = Antenna Factor (dB/m) + Cable loss (dB) – Pre-Amplifier gain (dB).

3. When the peak results are less than average limit, so not need to evaluate the average.

Standard:	FCC Part 15.407	Test Distance:	3 m
Test item:	Band edge		
Frequency:	5260 MHz		
Mode:	802.11ax HE20		
Ant.Polar.:	Horizontal		



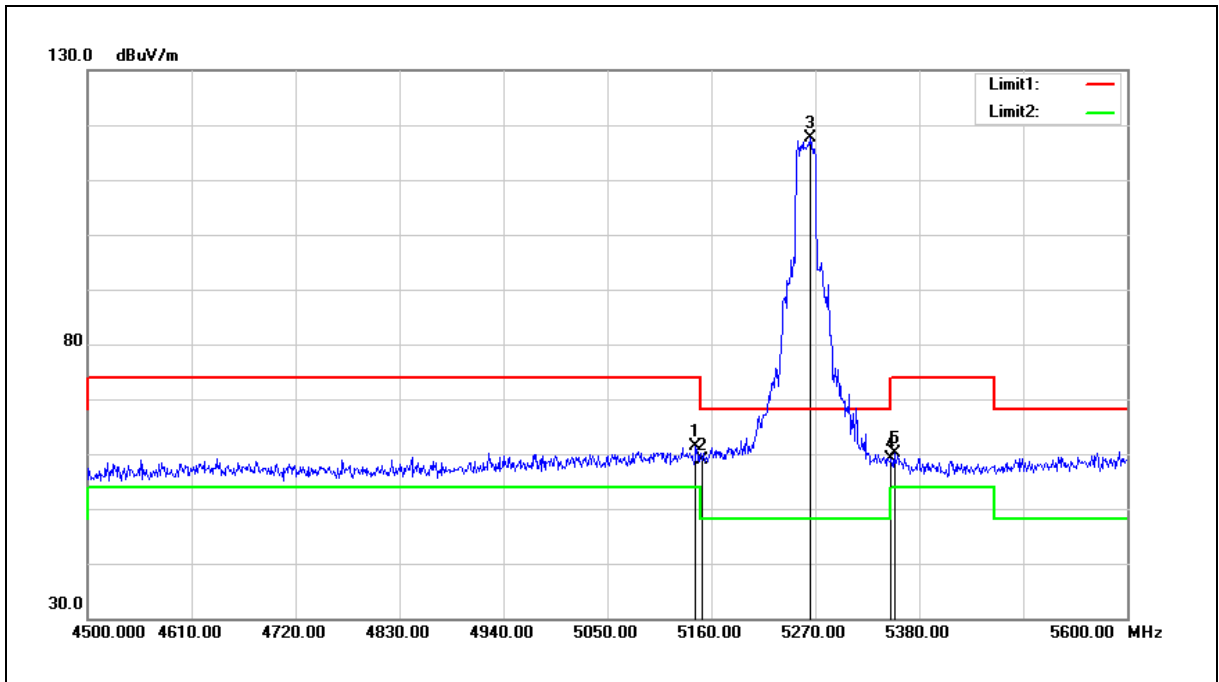
No.	Frequency (MHz)	Reading (dBuV)	Correct Factor (dB/m)	Result (dBuV/m)	Limit (dBuV/m)	Margin (dB)	Remark
1	5089.600	61.24	-0.19	61.05	74.00	-12.95	peak
2	5150.000	58.86	-0.08	58.78	74.00	-15.22	peak
3	5267.800	118.35	0.14	118.49	68.20	50.29	peak
4	5350.000	56.33	0.30	56.63	74.00	-17.37	peak
5	5363.500	59.00	0.32	59.32	74.00	-14.68	peak

Note: 1.Result (dBuV/m) = Correct Factor (dB/m) + Reading(dBuV).

2.Correction factor (dB/m) = Antenna Factor (dB/m) + Cable loss (dB) – Pre-Amplifier gain (dB).

3.When the peak results are less than average limit, so not need to evaluate the average.

Standard:	FCC Part 15.407	Test Distance:	3 m
Test item:	Band edge		
Frequency:	5260 MHz		
Mode:	802.11ax HE20		
Ant.Polar.:	Vertical		



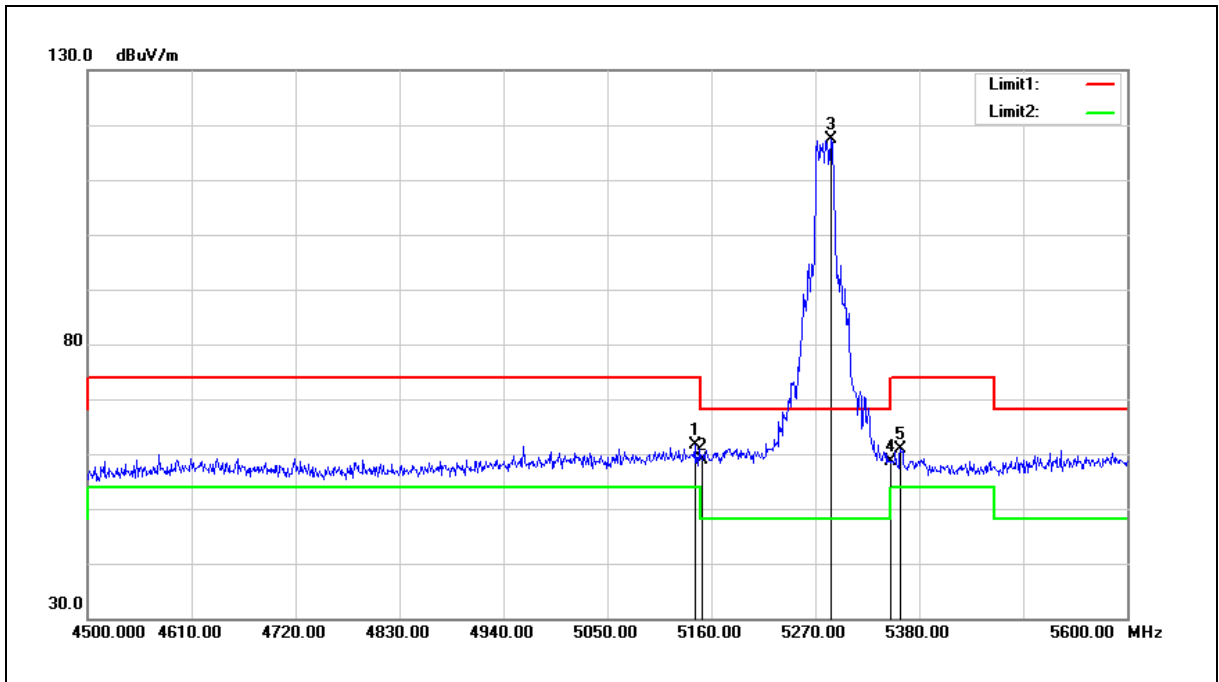
No.	Frequency (MHz)	Reading (dBuV)	Correct Factor (dB/m)	Result (dBuV/m)	Limit (dBuV/m)	Margin (dB)	Remark
1	5143.500	61.44	-0.10	61.34	74.00	-12.66	peak
2	5150.000	58.90	-0.08	58.82	74.00	-15.18	peak
3	5264.500	117.58	0.13	117.71	68.20	49.51	peak
4	5350.000	58.93	0.30	59.23	74.00	-14.77	peak
5	5353.600	59.86	0.30	60.16	74.00	-13.84	peak

Note: 1.Result (dBuV/m) = Correct Factor (dB/m) + Reading(dBuV).

2.Correction factor (dB/m) = Antenna Factor (dB/m) + Cable loss (dB) – Pre-Amplifier gain (dB).

3.When the peak results are less than average limit, so not need to evaluate the average.

Standard:	FCC Part 15.407	Test Distance:	3 m
Test item:	Band edge		
Frequency:	5280 MHz		
Mode:	802.11ax HE20		
Ant.Polar.:	Horizontal		



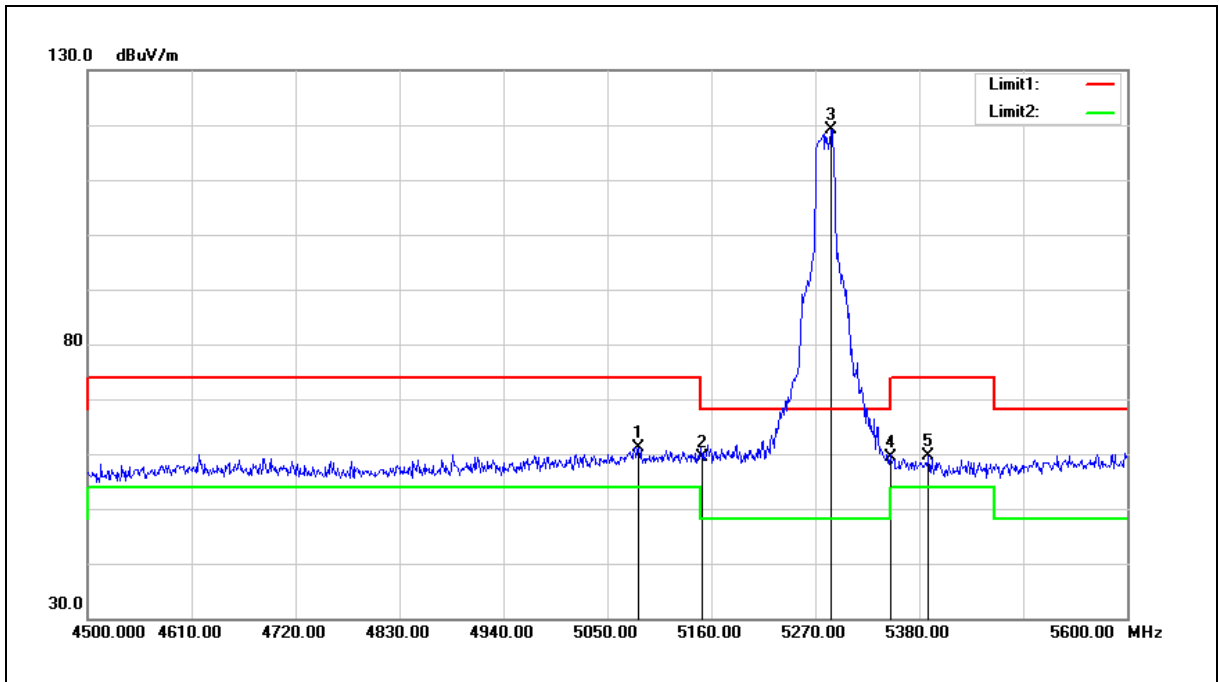
No.	Frequency (MHz)	Reading (dBuV)	Correct Factor (dB/m)	Result (dBuV/m)	Limit (dBuV/m)	Margin (dB)	Remark
1	5142.400	61.73	-0.10	61.63	74.00	-12.37	peak
2	5150.000	59.00	-0.08	58.92	74.00	-15.08	peak
3	5286.500	117.18	0.18	117.36	68.20	49.16	peak
4	5350.000	58.36	0.30	58.66	74.00	-15.34	peak
5	5360.200	60.53	0.31	60.84	74.00	-13.16	peak

Note: 1.Result (dBuV/m) = Correct Factor (dB/m) + Reading(dBuV).

2.Correction factor (dB/m) = Antenna Factor (dB/m) + Cable loss (dB) – Pre-Amplifier gain (dB).

3.When the peak results are less than average limit, so not need to evaluate the average.

Standard:	FCC Part 15.407	Test Distance:	3 m
Test item:	Band edge		
Frequency:	5280 MHz		
Mode:	802.11ax HE20		
Ant.Polar.:	Vertical		



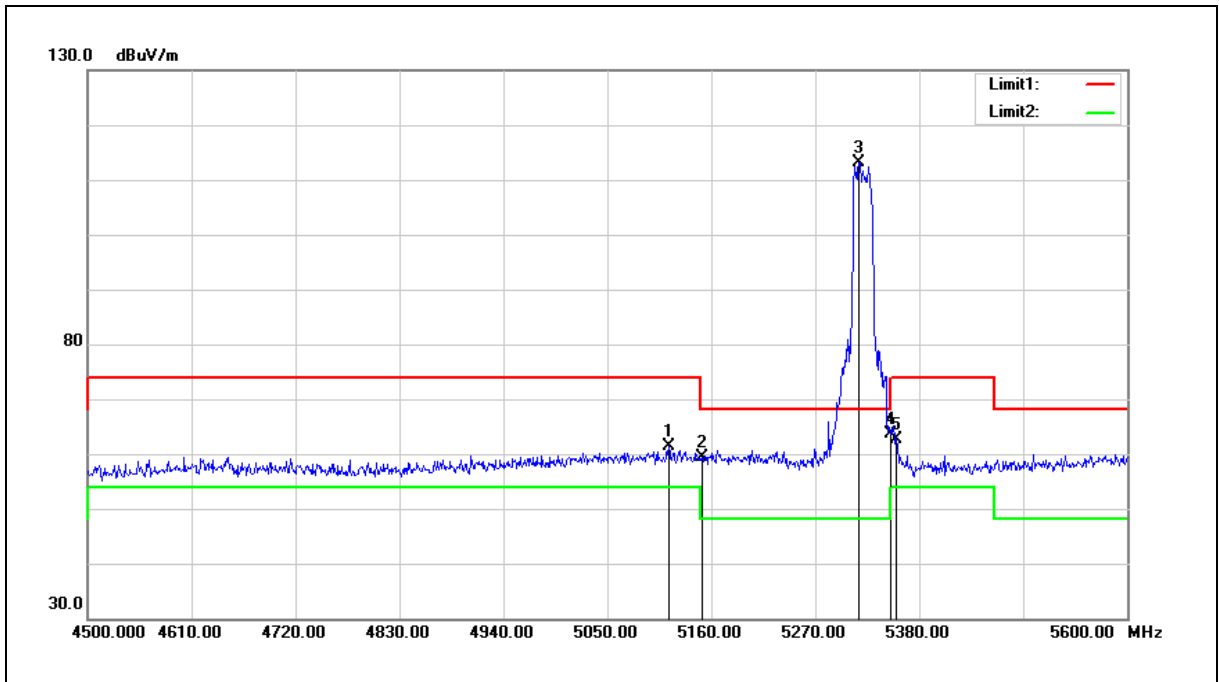
No.	Frequency (MHz)	Reading (dBuV)	Correct Factor (dB/m)	Result (dBuV/m)	Limit (dBuV/m)	Margin (dB)	Remark
1	5083.000	61.30	-0.20	61.10	74.00	-12.90	peak
2	5150.000	59.43	-0.08	59.35	74.00	-14.65	peak
3	5286.500	118.99	0.18	119.17	68.20	50.97	peak
4	5350.000	59.01	0.30	59.31	74.00	-14.69	peak
5	5389.900	59.30	0.36	59.66	74.00	-14.34	peak

Note: 1.Result (dBuV/m) = Correct Factor (dB/m) + Reading(dBuV).

2.Correction factor (dB/m) = Antenna Factor (dB/m) + Cable loss (dB) – Pre-Amplifier gain (dB).

3.When the peak results are less than average limit, so not need to evaluate the average.

Standard:	FCC Part 15.407	Test Distance:	3 m
Test item:	Band edge		
Frequency:	5320 MHz		
Mode:	802.11ax HE20		
Ant.Polar.:	Horizontal		



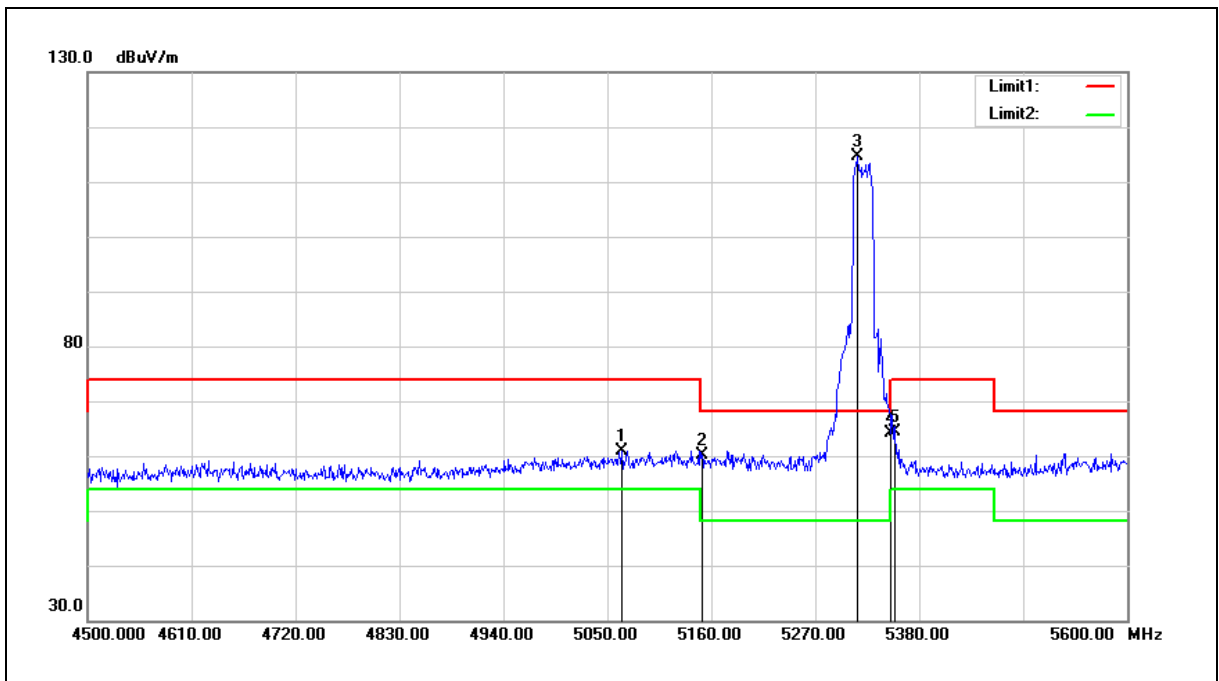
No.	Frequency (MHz)	Reading (dBuV)	Correct Factor (dB/m)	Result (dBuV/m)	Limit (dBuV/m)	Margin (dB)	Remark
1	5114.900	61.49	-0.15	61.34	74.00	-12.66	peak
2	5150.000	59.58	-0.08	59.50	74.00	-14.50	peak
3	5316.200	112.99	0.23	113.22	68.20	45.02	peak
4	5350.000	63.32	0.30	63.62	74.00	-10.38	peak
5	5355.800	62.23	0.30	62.53	74.00	-11.47	peak

Note: 1.Result (dBuV/m) = Correct Factor (dB/m) + Reading(dBuV).

2.Correction factor (dB/m) = Antenna Factor (dB/m) + Cable loss (dB) – Pre-Amplifier gain (dB).

3.When the peak results are less than average limit, so not need to evaluate the average.

Standard:	FCC Part 15.407	Test Distance:	3 m
Test item:	Band edge		
Frequency:	5320 MHz		
Mode:	802.11ax HE20		
Ant.Polar.:	Vertical		



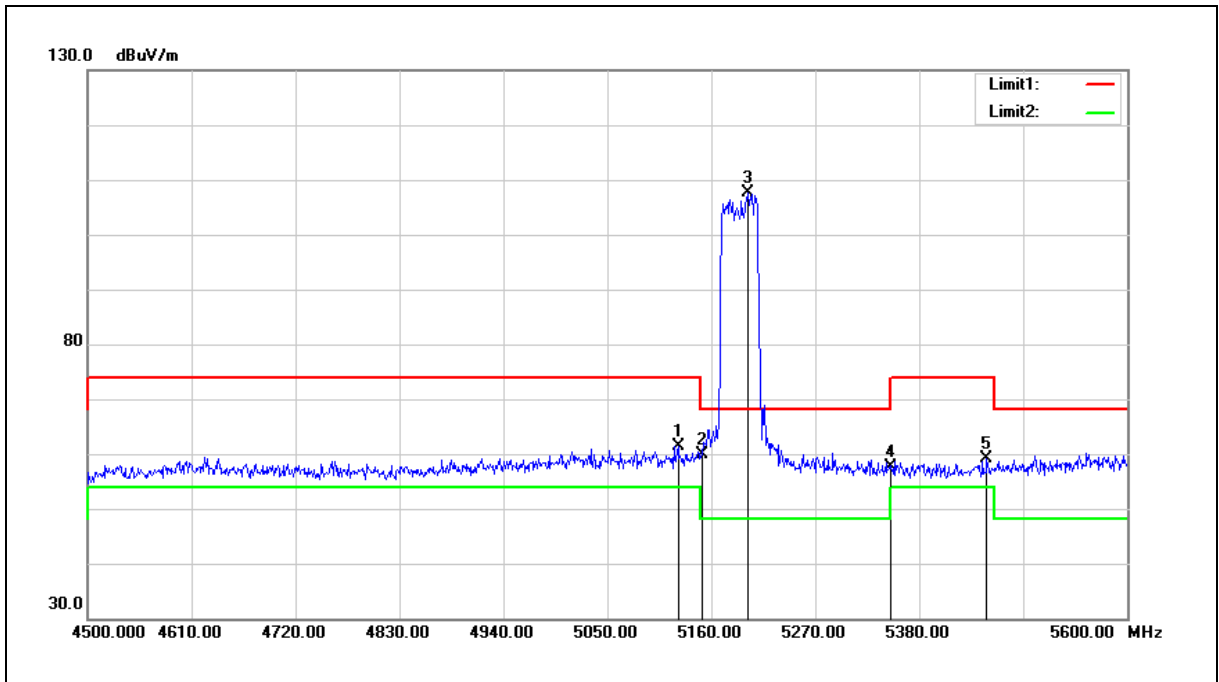
No.	Frequency (MHz)	Reading (dBuV)	Correct Factor (dB/m)	Result (dBuV/m)	Limit (dBuV/m)	Margin (dB)	Remark
1	5065.400	61.14	-0.24	60.90	74.00	-13.10	peak
2	5150.000	60.13	-0.08	60.05	74.00	-13.95	peak
3	5315.100	114.43	0.23	114.66	68.20	46.46	peak
4	5350.000	63.83	0.30	64.13	74.00	-9.87	peak
5	5354.700	64.00	0.30	64.30	74.00	-9.70	peak

Note: 1. Result (dBuV/m) = Correct Factor (dB/m) + Reading (dBuV).

2. Correction factor (dB/m) = Antenna Factor (dB/m) + Cable loss (dB) – Pre-Amplifier gain (dB).

3. When the peak results are less than average limit, so not need to evaluate the average.

Standard:	FCC Part 15.407	Test Distance:	3 m
Test item:	Band edge		
Frequency:	5190 MHz		
Mode:	802.11ax HE40		
Ant.Polar.:	Horizontal		



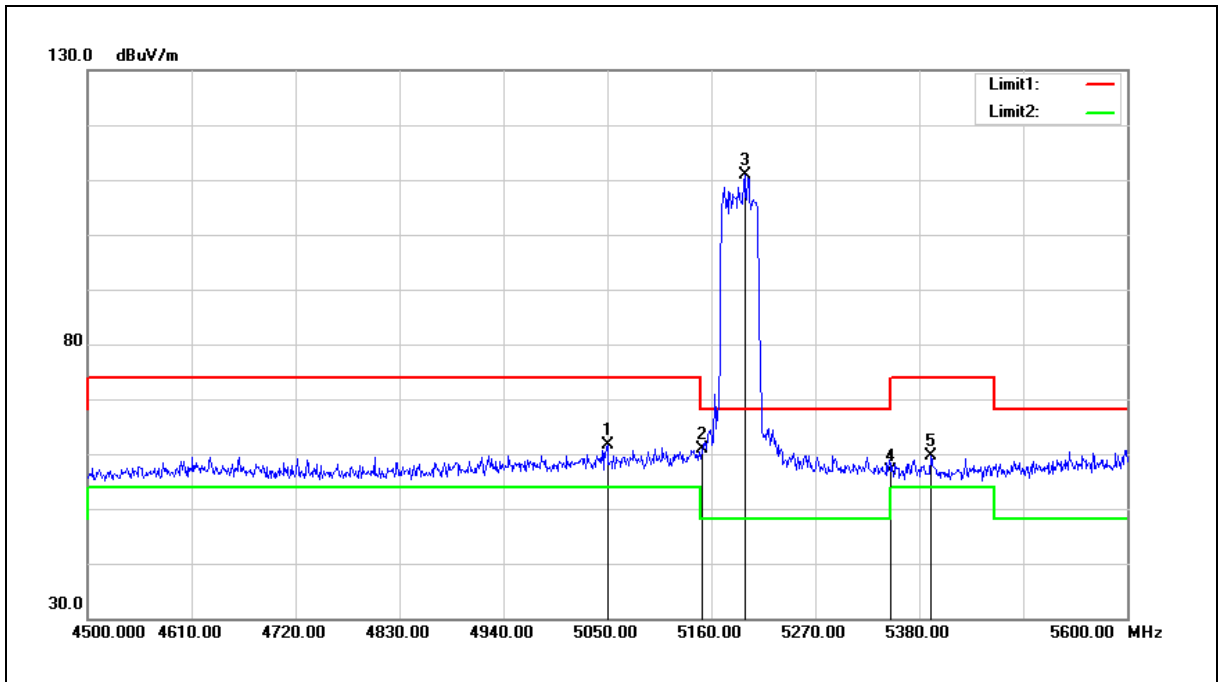
No.	Frequency (MHz)	Reading (dBuV)	Correct Factor (dB/m)	Result (dBuV/m)	Limit (dBuV/m)	Margin (dB)	Remark
1	5124.800	61.61	-0.13	61.48	74.00	-12.52	peak
2	5150.000	60.03	-0.08	59.95	74.00	-14.05	peak
3	5198.500	107.51	0.01	107.52	68.20	39.32	peak
4	5350.000	57.37	0.30	57.67	74.00	-16.33	peak
5	5451.500	58.75	0.48	59.23	74.00	-14.77	peak

Note: 1.Result (dBuV/m) = Correct Factor (dB/m) + Reading(dBuV).

2.Correction factor (dB/m) = Antenna Factor (dB/m) + Cable loss (dB) – Pre-Amplifier gain (dB).

3.When the peak results are less than average limit, so not need to evaluate the average.

Standard:	FCC Part 15.407	Test Distance:	3 m
Test item:	Band edge		
Frequency:	5190 MHz		
Mode:	802.11ax HE40		
Ant.Polar.:	Vertical		



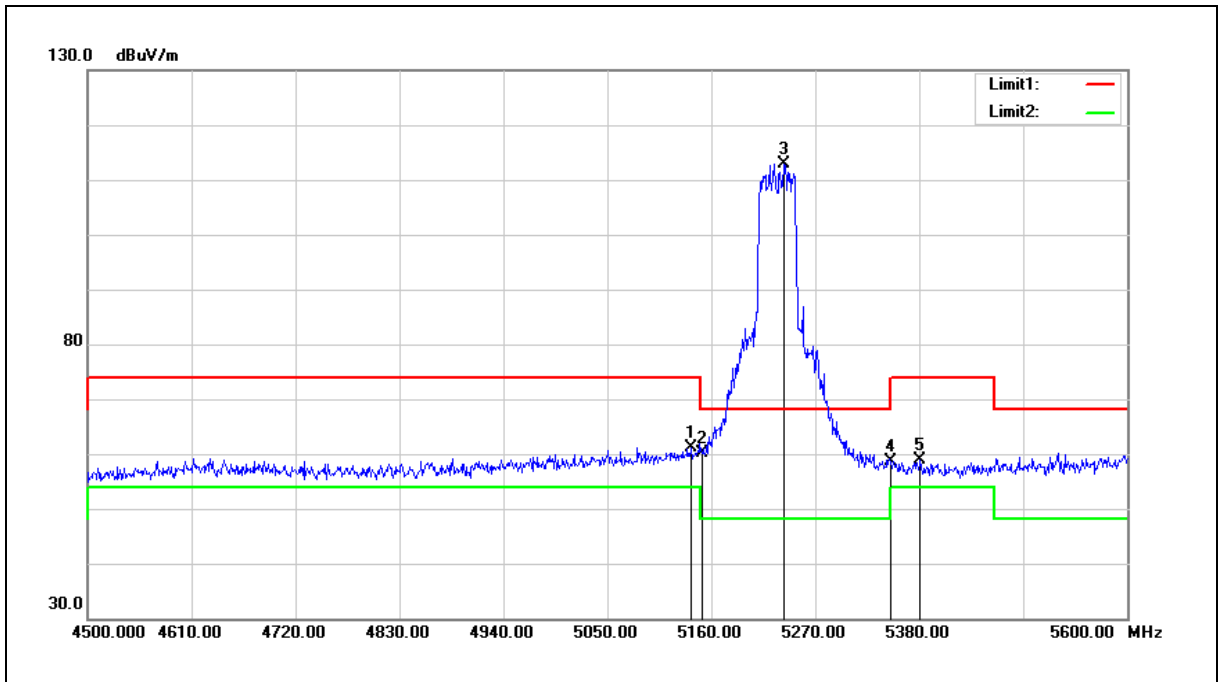
No.	Frequency (MHz)	Reading (dBuV)	Correct Factor (dB/m)	Result (dBuV/m)	Limit (dBuV/m)	Margin (dB)	Remark
1	5050.000	62.01	-0.26	61.75	74.00	-12.25	peak
2	5150.000	61.05	-0.08	60.97	74.00	-13.03	peak
3	5195.200	110.95	0.01	110.96	68.20	42.76	peak
4	5350.000	56.46	0.30	56.76	74.00	-17.24	peak
5	5392.100	59.19	0.37	59.56	74.00	-14.44	peak

Note: 1.Result (dBuV/m) = Correct Factor (dB/m) + Reading(dBuV).

2.Correction factor (dB/m) = Antenna Factor (dB/m) + Cable loss (dB) – Pre-Amplifier gain (dB).

3.When the peak results are less than average limit, so not need to evaluate the average.

Standard:	FCC Part 15.407	Test Distance:	3 m
Test item:	Band edge		
Frequency:	5230 MHz		
Mode:	802.11ax HE40		
Ant.Polar.:	Horizontal		



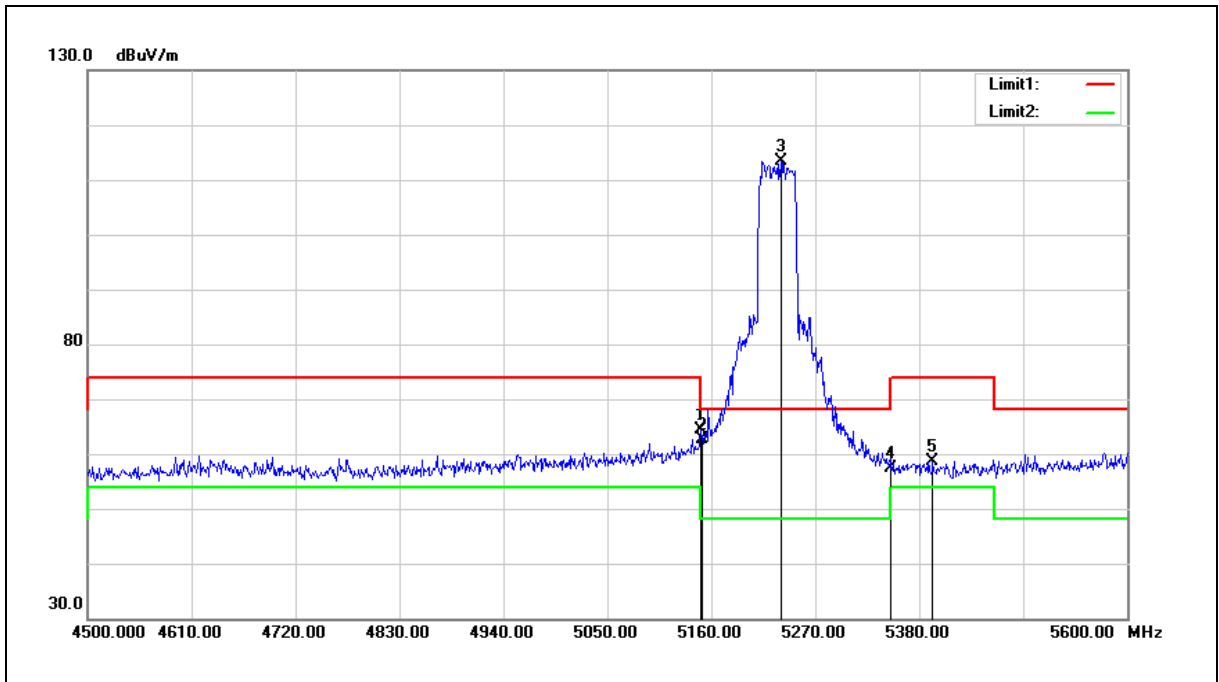
No.	Frequency (MHz)	Reading (dBuV)	Correct Factor (dB/m)	Result (dBuV/m)	Limit (dBuV/m)	Margin (dB)	Remark
1	5139.100	61.27	-0.10	61.17	74.00	-12.83	peak
2	5150.000	60.29	-0.08	60.21	74.00	-13.79	peak
3	5237.000	112.76	0.08	112.84	68.20	44.64	peak
4	5350.000	58.39	0.30	58.69	74.00	-15.31	peak
5	5381.100	58.63	0.35	58.98	74.00	-15.02	peak

Note: 1.Result (dBuV/m) = Correct Factor (dB/m) + Reading(dBuV).

2.Correction factor (dB/m) = Antenna Factor (dB/m) + Cable loss (dB) – Pre-Amplifier gain (dB).

3.When the peak results are less than average limit, so not need to evaluate the average.

Standard:	FCC Part 15.407	Test Distance:	3 m
Test item:	Band edge		
Frequency:	5230 MHz		
Mode:	802.11ax HE40		
Ant.Polar.:	Vertical		



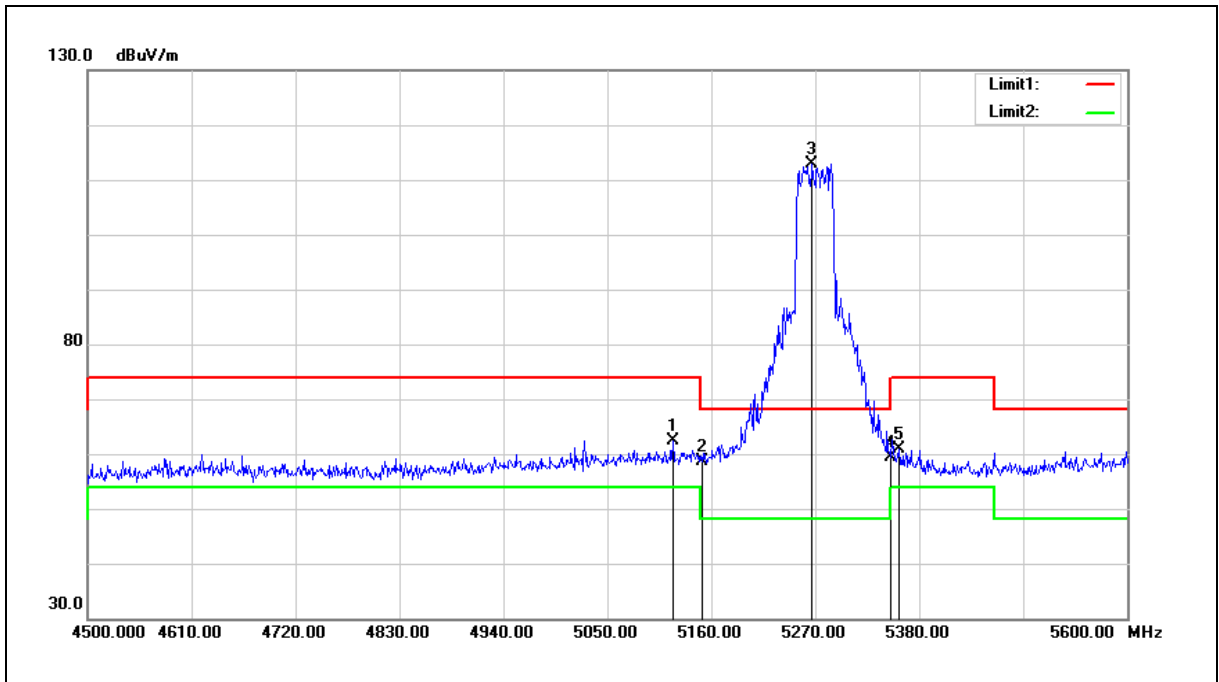
No.	Frequency (MHz)	Reading (dBuV)	Correct Factor (dB/m)	Result (dBuV/m)	Limit (dBuV/m)	Margin (dB)	Remark
1	5149.000	64.47	-0.08	64.39	74.00	-9.61	peak
2	5150.000	62.63	-0.08	62.55	74.00	-11.45	peak
3	5233.700	113.39	0.08	113.47	68.20	45.27	peak
4	5350.000	56.98	0.30	57.28	74.00	-16.72	peak
5	5394.300	58.33	0.38	58.71	74.00	-15.29	peak

Note: 1.Result (dBuV/m) = Correct Factor (dB/m) + Reading(dBuV).

2.Correction factor (dB/m) = Antenna Factor (dB/m) + Cable loss (dB) – Pre-Amplifier gain (dB).

3.When the peak results are less than average limit, so not need to evaluate the average.

Standard:	FCC Part 15.407	Test Distance:	3 m
Test item:	Band edge		
Frequency:	5270 MHz		
Mode:	802.11ax HE40		
Ant.Polar.:	Horizontal		



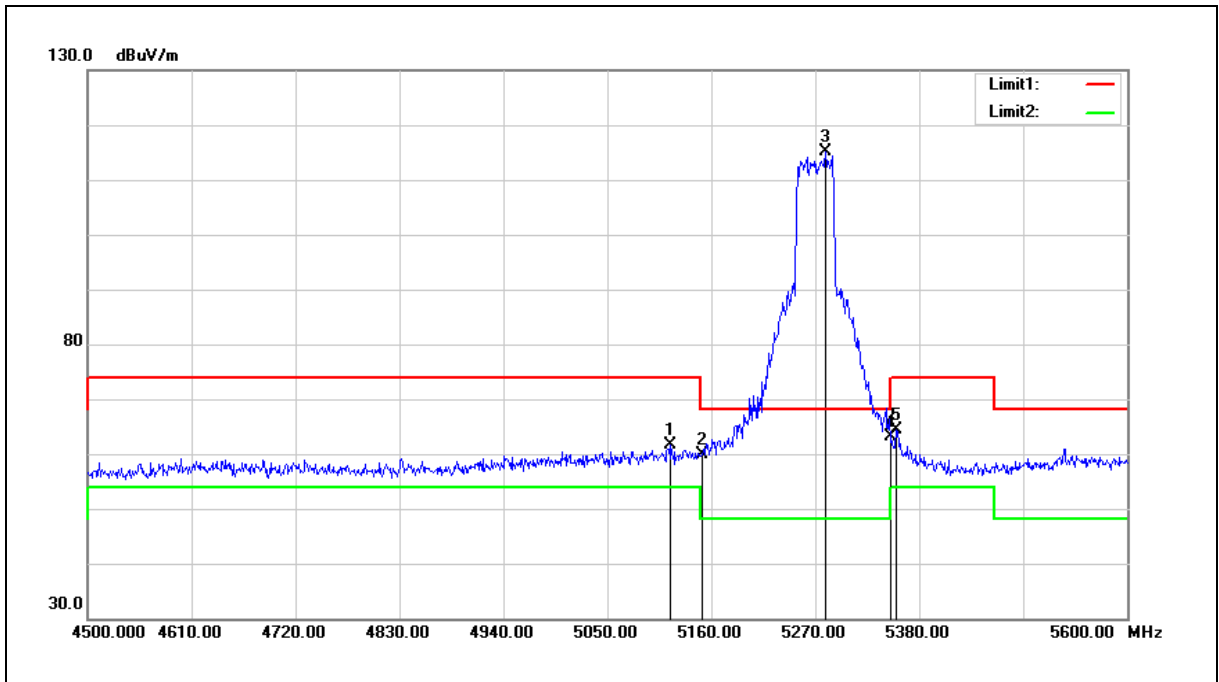
No.	Frequency (MHz)	Reading (dBuV)	Correct Factor (dB/m)	Result (dBuV/m)	Limit (dBuV/m)	Margin (dB)	Remark
1	5119.300	62.47	-0.13	62.34	74.00	-11.66	peak
2	5150.000	58.79	-0.08	58.71	74.00	-15.29	peak
3	5266.700	112.80	0.13	112.93	68.20	44.73	peak
4	5350.000	59.11	0.30	59.41	74.00	-14.59	peak
5	5358.000	60.65	0.31	60.96	74.00	-13.04	peak

Note: 1.Result (dBuV/m) = Correct Factor (dB/m) + Reading(dBuV).

2.Correction factor (dB/m) = Antenna Factor (dB/m) + Cable loss (dB) – Pre-Amplifier gain (dB).

3.When the peak results are less than average limit, so not need to evaluate the average.

Standard:	FCC Part 15.407	Test Distance:	3 m
Test item:	Band edge		
Frequency:	5270 MHz		
Mode:	802.11ax HE40		
Ant.Polar.:	Vertical		



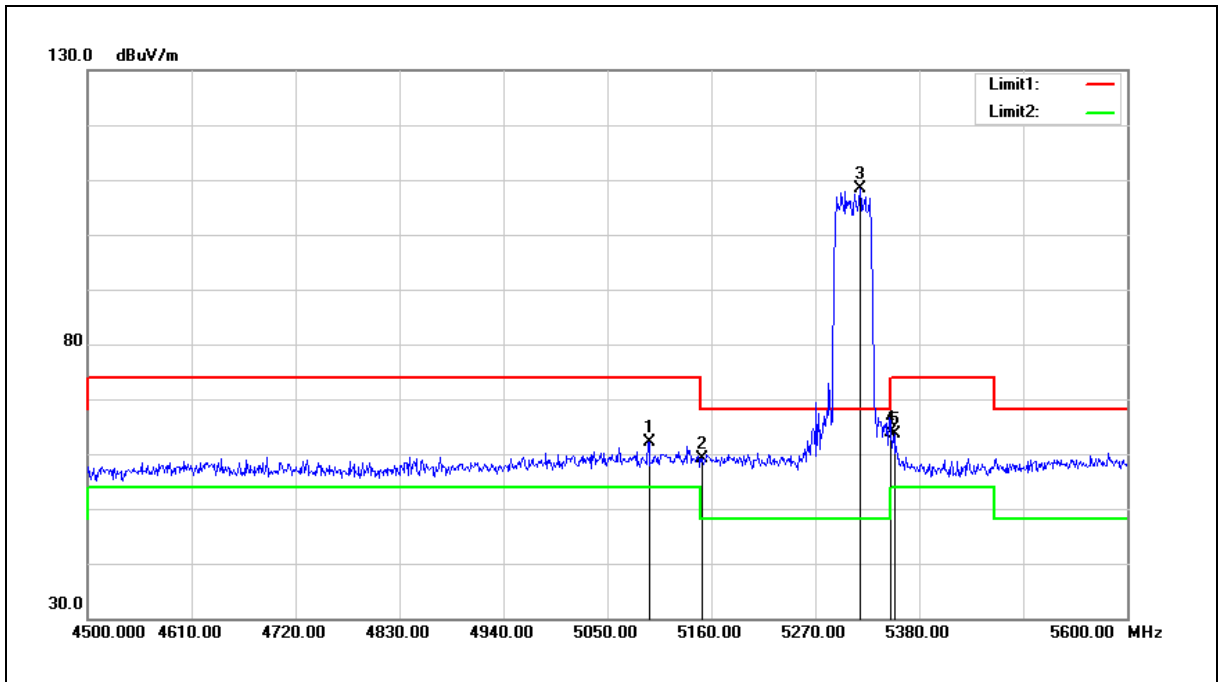
No.	Frequency (MHz)	Reading (dBuV)	Correct Factor (dB/m)	Result (dBuV/m)	Limit (dBuV/m)	Margin (dB)	Remark
1	5117.100	61.80	-0.14	61.66	74.00	-12.34	peak
2	5150.000	60.05	-0.08	59.97	74.00	-14.03	peak
3	5281.000	114.95	0.17	115.12	68.20	46.92	peak
4	5350.000	62.80	0.30	63.10	74.00	-10.90	peak
5	5355.800	64.12	0.30	64.42	74.00	-9.58	peak

Note: 1. Result (dBuV/m) = Correct Factor (dB/m) + Reading (dBuV).

2. Correction factor (dB/m) = Antenna Factor (dB/m) + Cable loss (dB) – Pre-Amplifier gain (dB).

3. When the peak results are less than average limit, so not need to evaluate the average.

Standard:	FCC Part 15.407	Test Distance:	3 m
Test item:	Band edge		
Frequency:	5310 MHz		
Mode:	802.11ax HE40		
Ant.Polar.:	Horizontal		



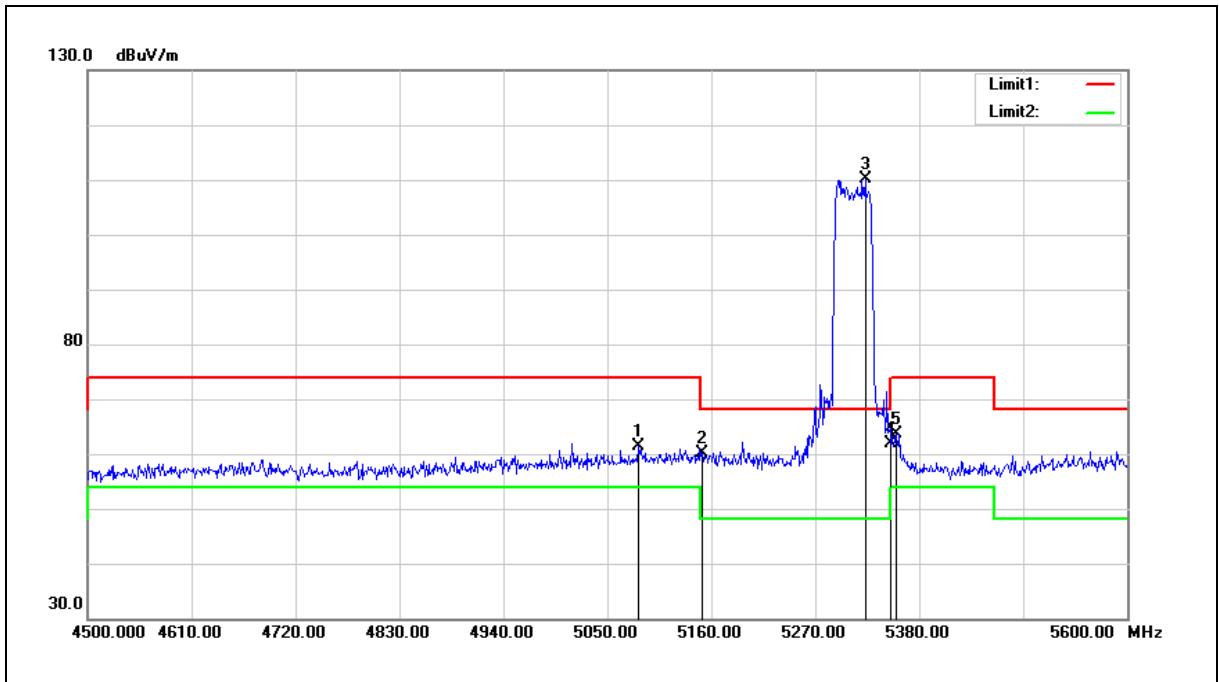
No.	Frequency (MHz)	Reading (dBuV)	Correct Factor (dB/m)	Result (dBuV/m)	Limit (dBuV/m)	Margin (dB)	Remark
1	5094.000	62.26	-0.18	62.08	74.00	-11.92	peak
2	5150.000	59.32	-0.08	59.24	74.00	-14.76	peak
3	5317.300	108.16	0.23	108.39	68.20	40.19	peak
4	5350.000	63.63	0.30	63.93	74.00	-10.07	peak
5	5353.600	63.31	0.30	63.61	74.00	-10.39	peak

Note: 1.Result (dBuV/m) = Correct Factor (dB/m) + Reading(dBuV).

2.Correction factor (dB/m) = Antenna Factor (dB/m) + Cable loss (dB) – Pre-Amplifier gain (dB).

3.When the peak results are less than average limit, so not need to evaluate the average.

Standard:	FCC Part 15.407	Test Distance:	3 m
Test item:	Band edge		
Frequency:	5310 MHz		
Mode:	802.11ax HE40		
Ant.Polar.:	Vertical		



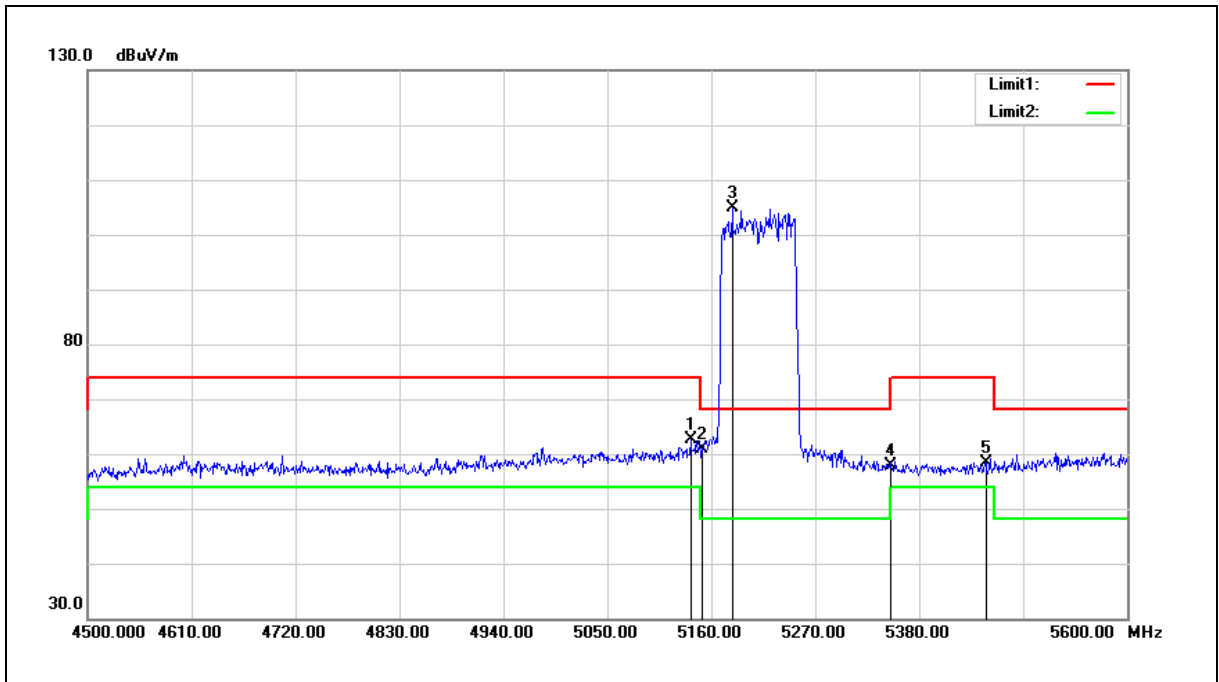
No.	Frequency (MHz)	Reading (dBuV)	Correct Factor (dB/m)	Result (dBuV/m)	Limit (dBuV/m)	Margin (dB)	Remark
1	5083.000	61.47	-0.20	61.27	74.00	-12.73	peak
2	5150.000	60.15	-0.08	60.07	74.00	-13.93	peak
3	5322.800	109.85	0.25	110.10	68.20	41.90	peak
4	5350.000	61.68	0.30	61.98	74.00	-12.02	peak
5	5355.800	63.36	0.30	63.66	74.00	-10.34	peak

Note: 1.Result (dBuV/m) = Correct Factor (dB/m) + Reading(dBuV).

2.Correction factor (dB/m) = Antenna Factor (dB/m) + Cable loss (dB) – Pre-Amplifier gain (dB).

3.When the peak results are less than average limit, so not need to evaluate the average.

Standard:	FCC Part 15.407	Test Distance:	3 m
Test item:	Band edge		
Frequency:	5210 MHz		
Mode:	802.11ax HE80		
Ant.Polar.:	Horizontal		



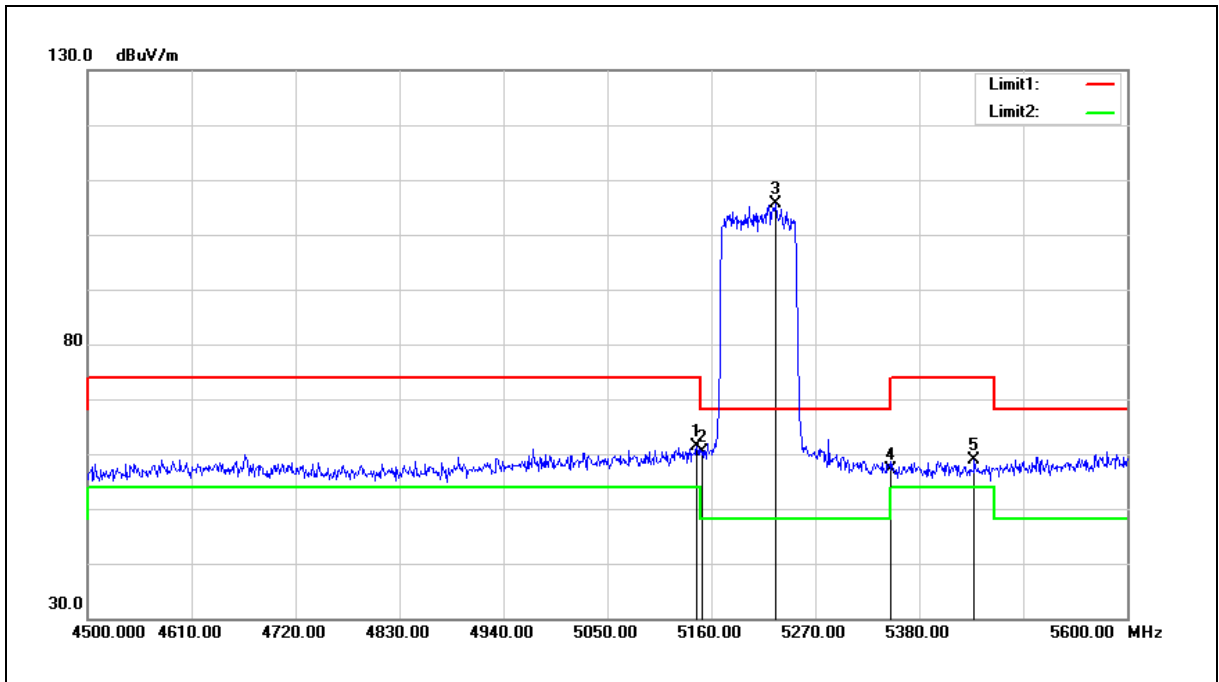
No.	Frequency (MHz)	Reading (dBuV)	Correct Factor (dB/m)	Result (dBuV/m)	Limit (dBuV/m)	Margin (dB)	Remark
1	5138.000	62.61	-0.10	62.51	74.00	-11.49	peak
2	5150.000	60.87	-0.08	60.79	74.00	-13.21	peak
3	5182.000	104.81	-0.02	104.79	68.20	36.59	peak
4	5350.000	57.65	0.30	57.95	74.00	-16.05	peak
5	5450.400	57.93	0.48	58.41	74.00	-15.59	peak

Note: 1. Result (dBuV/m) = Correct Factor (dB/m) + Reading (dBuV).

2. Correction factor (dB/m) = Antenna Factor (dB/m) + Cable loss (dB) – Pre-Amplifier gain (dB).

3. When the peak results are less than average limit, so not need to evaluate the average.

Standard:	FCC Part 15.407	Test Distance:	3 m
Test item:	Band edge		
Frequency:	5210 MHz		
Mode:	802.11ax HE80		
Ant.Polar.:	Vertical		



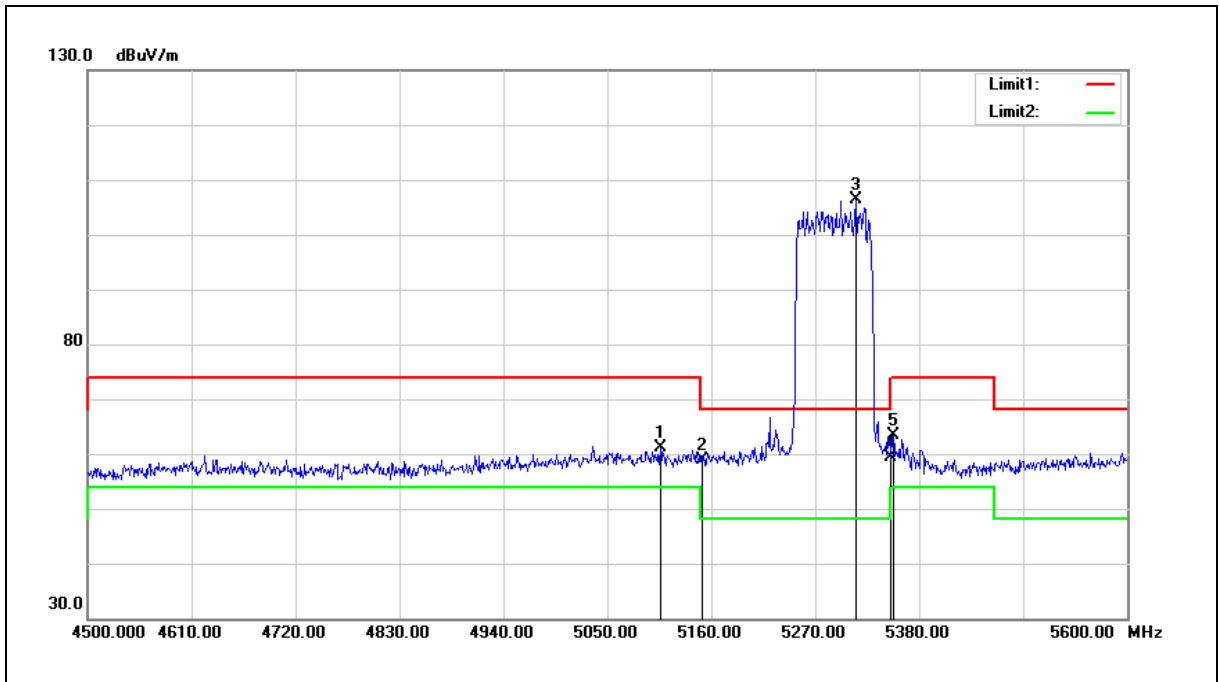
No.	Frequency (MHz)	Reading (dBuV)	Correct Factor (dB/m)	Result (dBuV/m)	Limit (dBuV/m)	Margin (dB)	Remark
1	5144.600	61.39	-0.08	61.31	74.00	-12.69	peak
2	5150.000	60.36	-0.08	60.28	74.00	-13.72	peak
3	5228.200	105.60	0.07	105.67	68.20	37.47	peak
4	5350.000	56.91	0.30	57.21	74.00	-16.79	peak
5	5438.300	58.35	0.46	58.81	74.00	-15.19	peak

Note: 1.Result (dBuV/m) = Correct Factor (dB/m) + Reading(dBuV).

2.Correction factor (dB/m) = Antenna Factor (dB/m) + Cable loss (dB) – Pre-Amplifier gain (dB).

3.When the peak results are less than average limit, so not need to evaluate the average.

Standard:	FCC Part 15.407	Test Distance:	3 m
Test item:	Band edge		
Frequency:	5290 MHz		
Mode:	802.11ax HE80		
Ant.Polar.:	Horizontal		



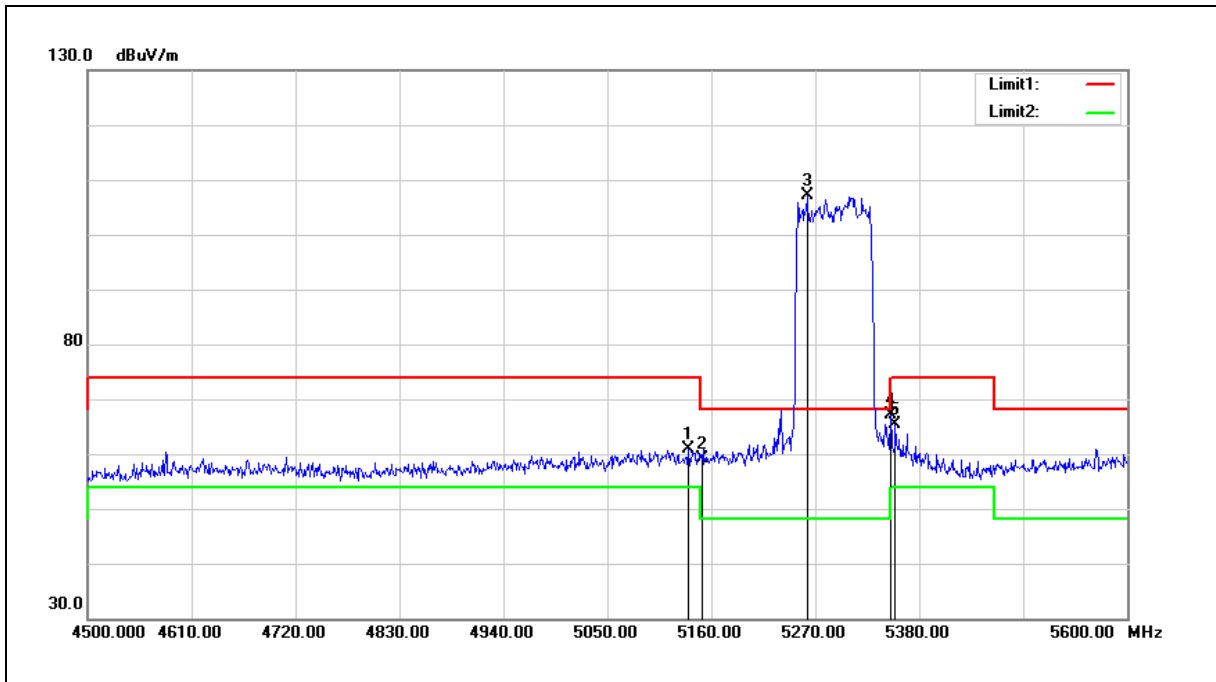
No.	Frequency (MHz)	Reading (dBuV)	Correct Factor (dB/m)	Result (dBuV/m)	Limit (dBuV/m)	Margin (dB)	Remark
1	5106.100	61.25	-0.16	61.09	74.00	-12.91	peak
2	5150.000	58.91	-0.08	58.83	74.00	-15.17	peak
3	5312.900	106.10	0.23	106.33	68.20	38.13	peak
4	5350.000	59.05	0.30	59.35	74.00	-14.65	peak
5	5352.500	63.17	0.30	63.47	74.00	-10.53	peak

Note: 1. Result (dBuV/m) = Correct Factor (dB/m) + Reading (dBuV).

2. Correction factor (dB/m) = Antenna Factor (dB/m) + Cable loss (dB) – Pre-Amplifier gain (dB).

3. When the peak results are less than average limit, so not need to evaluate the average.

Standard:	FCC Part 15.407	Test Distance:	3 m
Test item:	Band edge		
Frequency:	5290 MHz		
Mode:	802.11ax HE80		
Ant.Polar.:	Vertical		



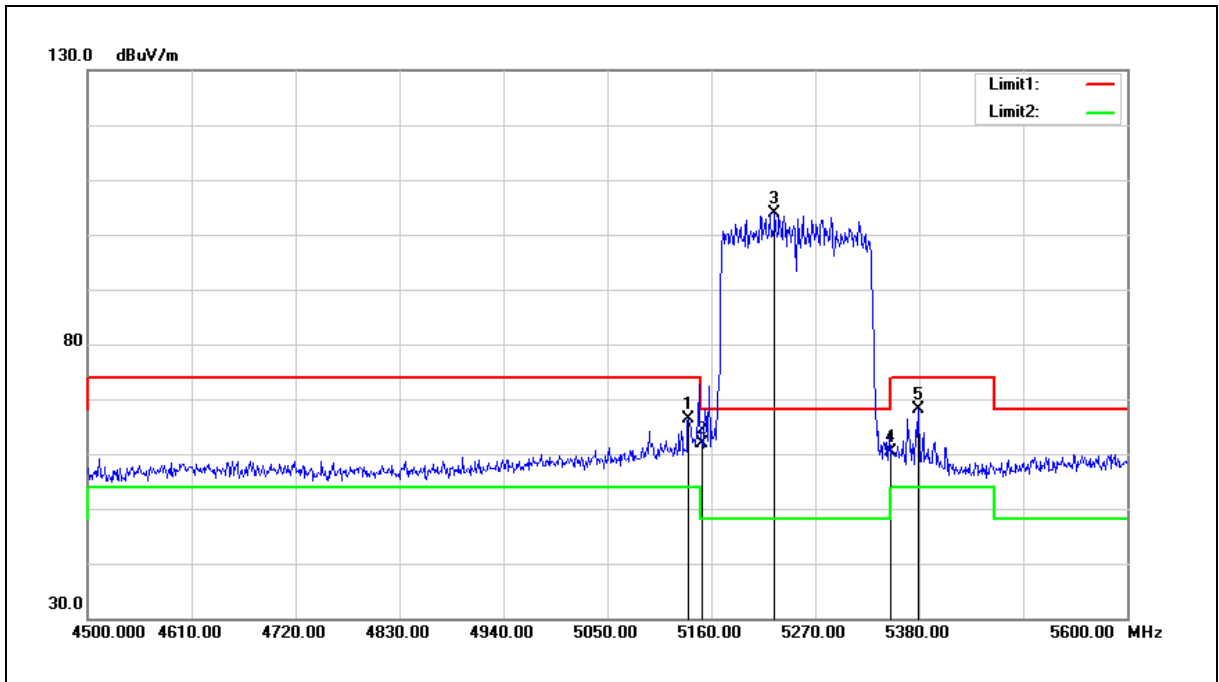
No.	Frequency (MHz)	Reading (dBuV)	Correct Factor (dB/m)	Result (dBuV/m)	Limit (dBuV/m)	Margin (dB)	Remark
1	5135.800	60.96	-0.10	60.86	74.00	-13.14	peak
2	5150.000	59.20	-0.08	59.12	74.00	-14.88	peak
3	5261.200	107.06	0.13	107.19	68.20	38.99	peak
4	5350.000	66.92	0.30	67.22	74.00	-6.78	peak
5	5354.700	64.97	0.30	65.27	74.00	-8.73	peak

Note: 1.Result (dBuV/m) = Correct Factor (dB/m) + Reading(dBuV).

2.Correction factor (dB/m) = Antenna Factor (dB/m) + Cable loss (dB) – Pre-Amplifier gain (dB).

3.When the peak results are less than average limit, so not need to evaluate the average.

Standard:	FCC Part 15.407	Test Distance:	3 m
Test item:	Band edge		
Frequency:	5250 MHz		
Mode:	802.11ax HE160		
Ant.Polar.:	Horizontal		



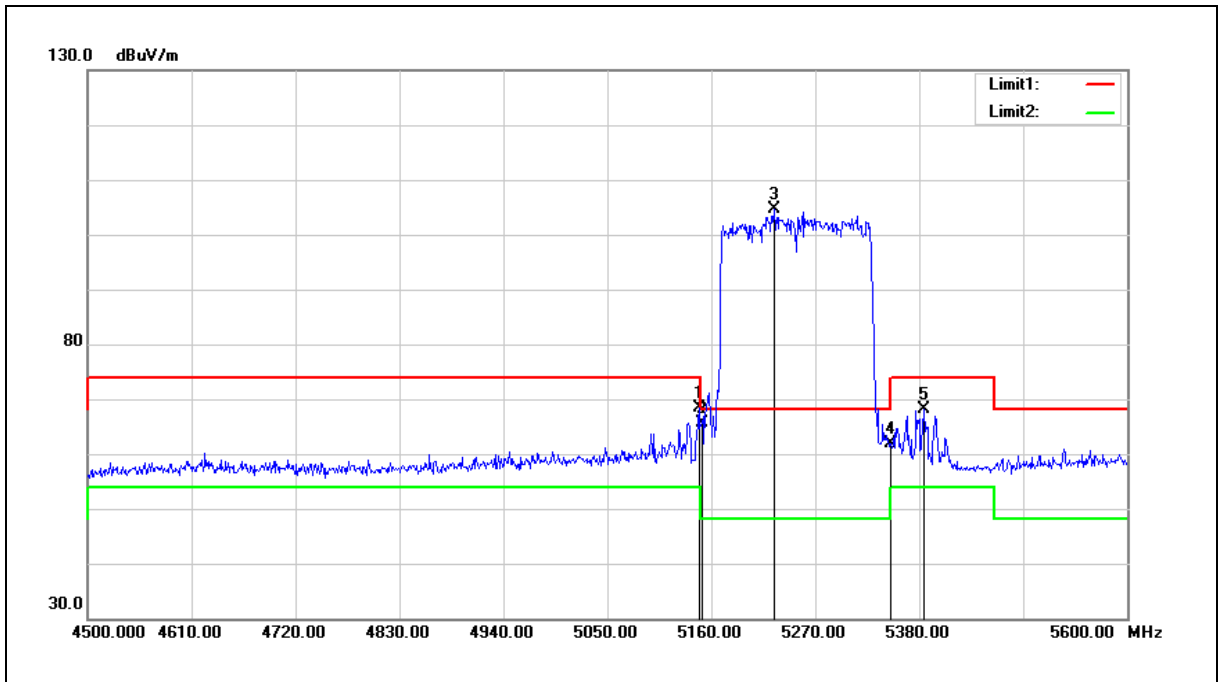
No.	Frequency (MHz)	Reading (dBuV)	Correct Factor (dB/m)	Result (dBuV/m)	Limit (dBuV/m)	Margin (dB)	Remark
1	5135.800	66.36	-0.10	66.26	74.00	-7.74	peak
2	5150.000	61.93	-0.08	61.85	74.00	-12.15	peak
3	5227.100	103.92	0.07	103.99	68.20	35.79	peak
4	5350.000	60.19	0.30	60.49	74.00	-13.51	peak
5	5378.900	67.69	0.35	68.04	74.00	-5.96	peak

Note: 1.Result (dBuV/m) = Correct Factor (dB/m) + Reading(dBuV).

2.Correction factor (dB/m) = Antenna Factor (dB/m) + Cable loss (dB) – Pre-Amplifier gain (dB).

3.When the peak results are less than average limit, so not need to evaluate the average.

Standard:	FCC Part 15.407	Test Distance:	3 m
Test item:	Band edge		
Frequency:	5250 MHz		
Mode:	802.11ax HE160		
Ant.Polar.:	Vertical		



No.	Frequency (MHz)	Reading (dBuV)	Correct Factor (dB/m)	Result (dBuV/m)	Limit (dBuV/m)	Margin (dB)	Remark
1	5146.800	68.53	-0.08	68.45	74.00	-5.55	peak
2	5150.000	65.81	-0.08	65.73	74.00	-8.27	peak
3	5227.100	104.52	0.07	104.59	68.20	36.39	peak
4	5350.000	61.65	0.30	61.95	74.00	-12.05	peak
5	5385.500	67.77	0.36	68.13	74.00	-5.87	peak

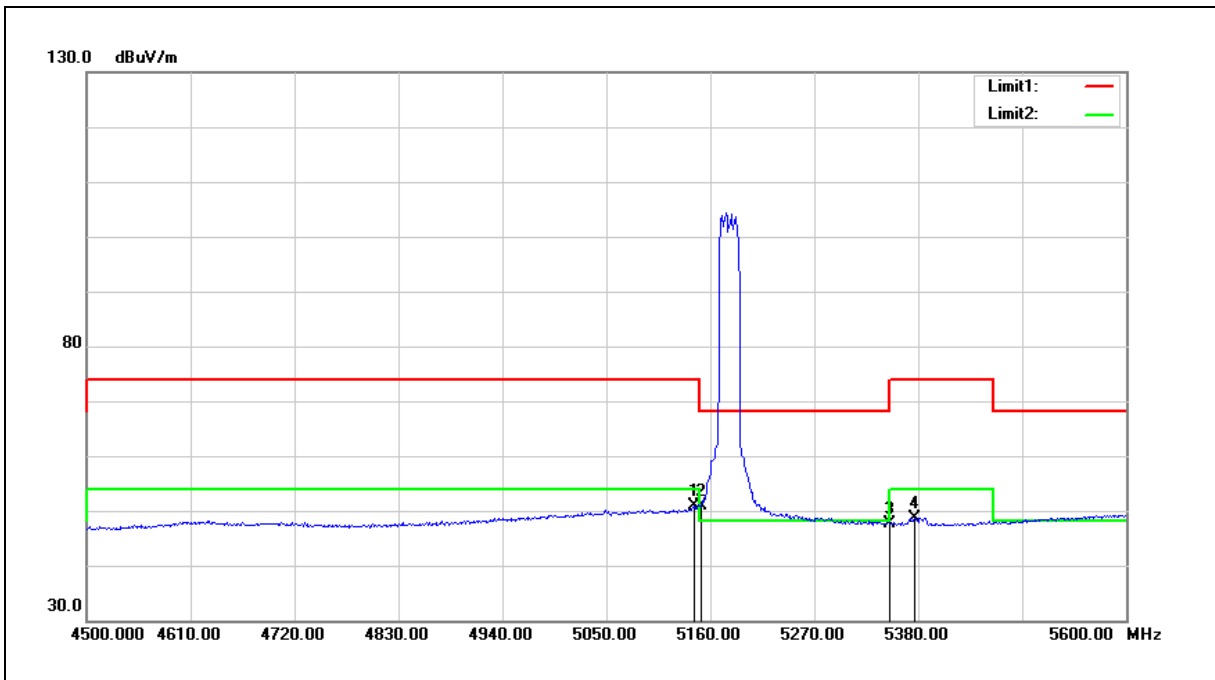
Note: 1.Result (dBuV/m) = Correct Factor (dB/m) + Reading(dBuV).

2.Correction factor (dB/m) = Antenna Factor (dB/m) + Cable loss (dB) – Pre-Amplifier gain (dB).

3.When the peak results are less than average limit, so not need to evaluate the average.

Average

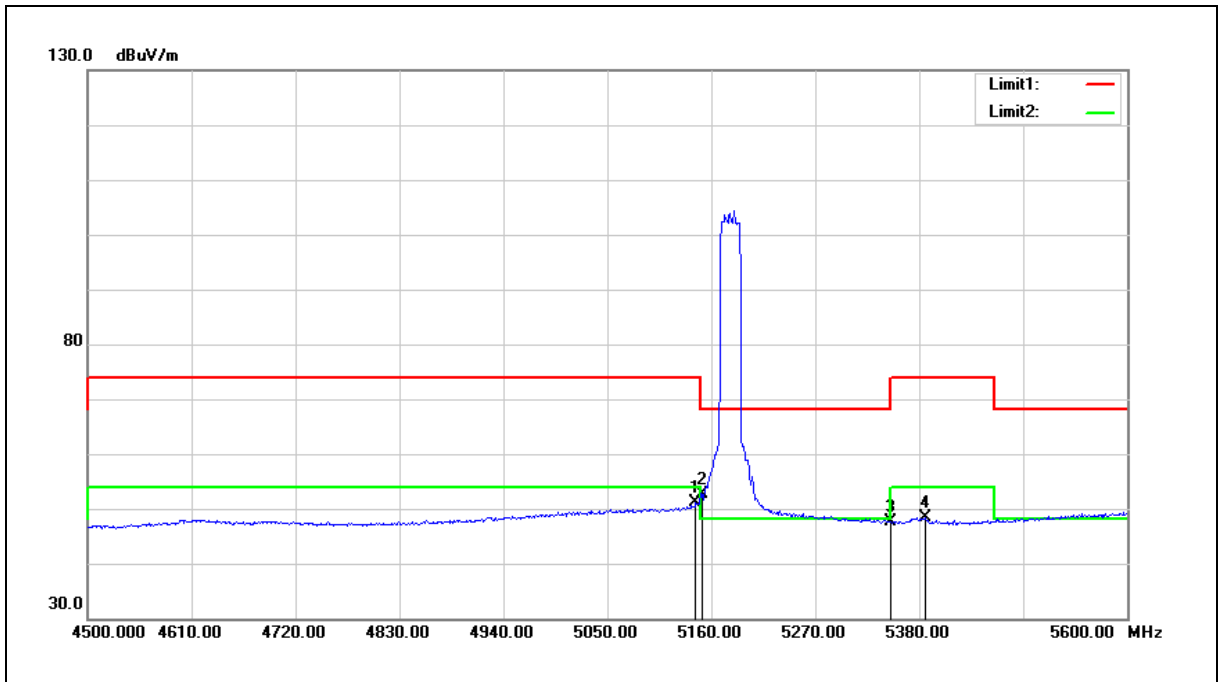
Standard:	FCC Part 15.407	Test Distance:	3 m
Test item:	Band edge		
Frequency:	5180 MHz		
Mode:	802.11ax HE20		
Ant.Polar.:	Horizontal		



No.	Frequency (MHz)	Reading (dBuV)	Correct Factor (dB/m)	Result (dBuV/m)	Limit (dBuV/m)	Margin (dB)	Remark
1	5142.400	50.87	-0.10	50.77	54.00	-3.23	AVG
2	5150.000	50.94	-0.08	50.86	54.00	-3.14	AVG
3	5350.000	47.26	0.30	47.56	54.00	-6.44	AVG
4	5376.700	48.40	0.34	48.74	54.00	-5.26	AVG

- Note: 1. Result (dBuV/m) = Correct Factor (dB/m) + Reading (dBuV).
 2. Correction factor (dB/m) = Antenna Factor (dB/m) + Cable loss (dB) – Pre-Amplifier gain (dB).
 3. When the peak results are less than average limit, so not need to evaluate the average.

Standard:	FCC Part 15.407	Test Distance:	3 m
Test item:	Band edge		
Frequency:	5180 MHz		
Mode:	802.11ax HE20		
Ant.Polar.:	Vertical		



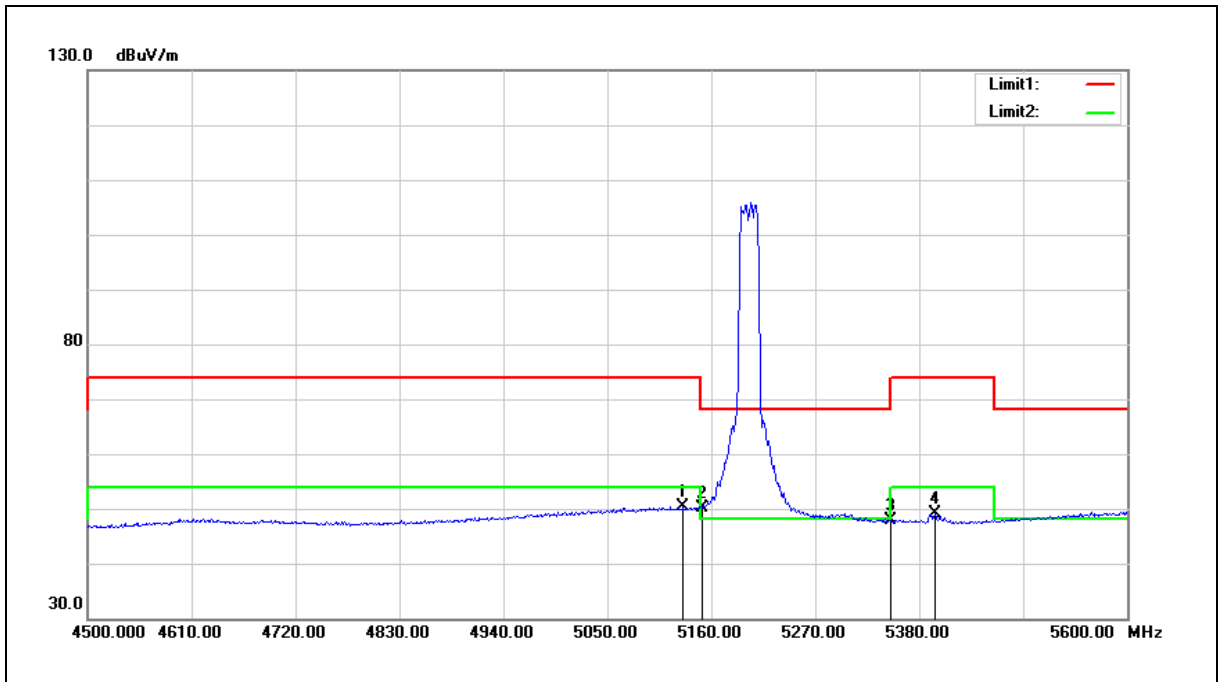
No.	Frequency (MHz)	Reading (dBuV)	Correct Factor (dB/m)	Result (dBuV/m)	Limit (dBuV/m)	Margin (dB)	Remark
1	5143.500	51.13	-0.10	51.03	54.00	-2.97	AVG
2	5150.000	52.74	-0.08	52.66	54.00	-1.34	AVG
3	5350.000	47.24	0.30	47.54	54.00	-6.46	AVG
4	5386.600	48.03	0.36	48.39	54.00	-5.61	AVG

Note:1.Result (dBuV/m) = Correct Factor (dB/m) + Reading(dBuV).

2.Correction factor (dB/m) = Antenna Factor (dB/m) + Cable loss (dB) – Pre-Amplifier gain (dB).

3.When the peak results are less than average limit, so not need to evaluate the average.

Standard:	FCC Part 15.407	Test Distance:	3 m
Test item:	Band edge		
Frequency:	5200 MHz		
Mode:	802.11ax HE20		
Ant.Polar.:	Horizontal		



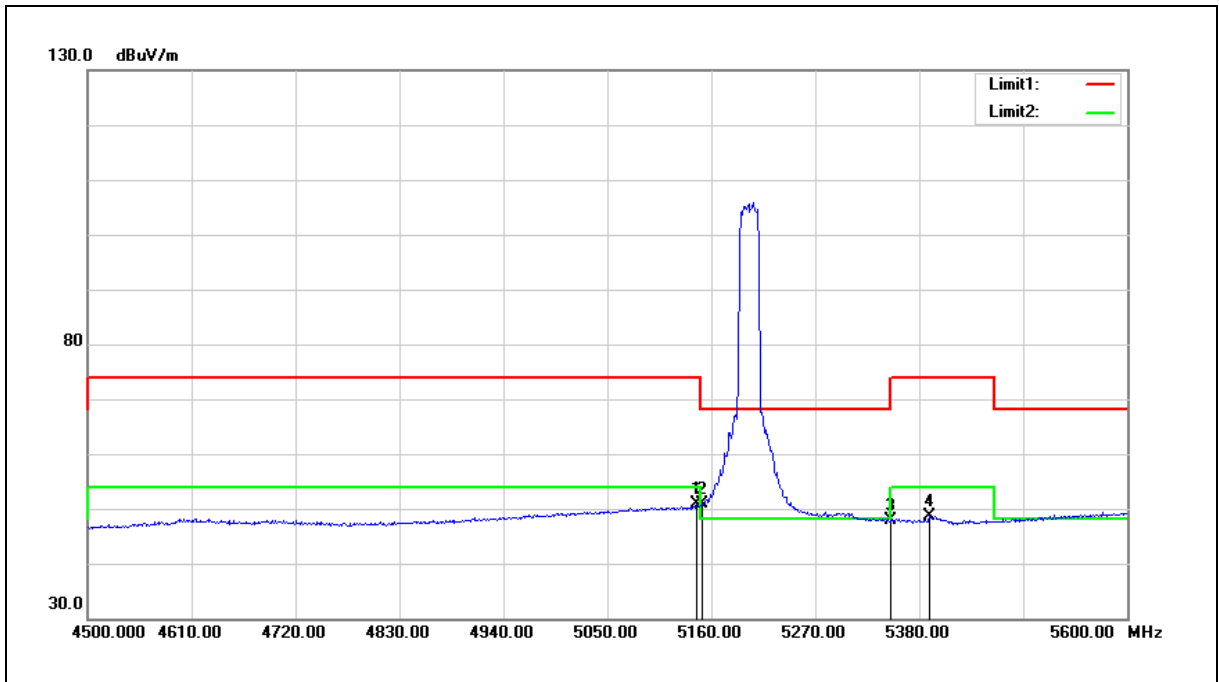
No.	Frequency (MHz)	Reading (dBuV)	Correct Factor (dB/m)	Result (dBuV/m)	Limit (dBuV/m)	Margin (dB)	Remark
1	5130.300	50.50	-0.12	50.38	54.00	-3.62	AVG
2	5150.000	50.32	-0.08	50.24	54.00	-3.76	AVG
3	5350.000	47.47	0.30	47.77	54.00	-6.23	AVG
4	5396.500	48.79	0.38	49.17	54.00	-4.83	AVG

Note:1.Result (dBuV/m) = Correct Factor (dB/m) + Reading(dBuV).

2.Correction factor (dB/m) = Antenna Factor (dB/m) + Cable loss (dB) – Pre-Amplifier gain (dB).

3.When the peak results are less than average limit, so not need to evaluate the average.

Standard:	FCC Part 15.407	Test Distance:	3 m
Test item:	Band edge		
Frequency:	5200 MHz		
Mode:	802.11ax HE20		
Ant.Polar.:	Vertical		



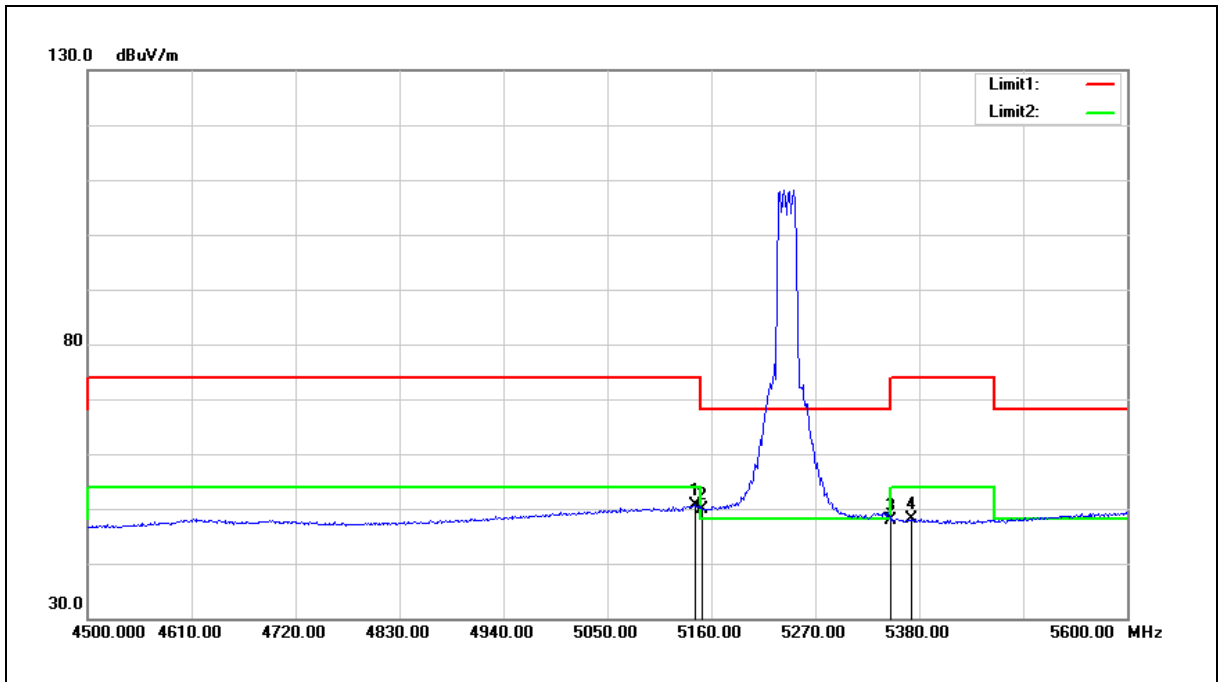
No.	Frequency (MHz)	Reading (dBuV)	Correct Factor (dB/m)	Result (dBuV/m)	Limit (dBuV/m)	Margin (dB)	Remark
1	5144.600	50.92	-0.08	50.84	54.00	-3.16	AVG
2	5150.000	50.97	-0.08	50.89	54.00	-3.11	AVG
3	5350.000	47.63	0.30	47.93	54.00	-6.07	AVG
4	5391.000	48.34	0.37	48.71	54.00	-5.29	AVG

Note:1.Result (dBuV/m) = Correct Factor (dB/m) + Reading(dBuV).

2.Correction factor (dB/m) = Antenna Factor (dB/m) + Cable loss (dB) – Pre-Amplifier gain (dB).

3.When the peak results are less than average limit, so not need to evaluate the average.

Standard:	FCC Part 15.407	Test Distance:	3 m
Test item:	Band edge		
Frequency:	5240 MHz		
Mode:	802.11ax HE20		
Ant.Polar.:	Horizontal		



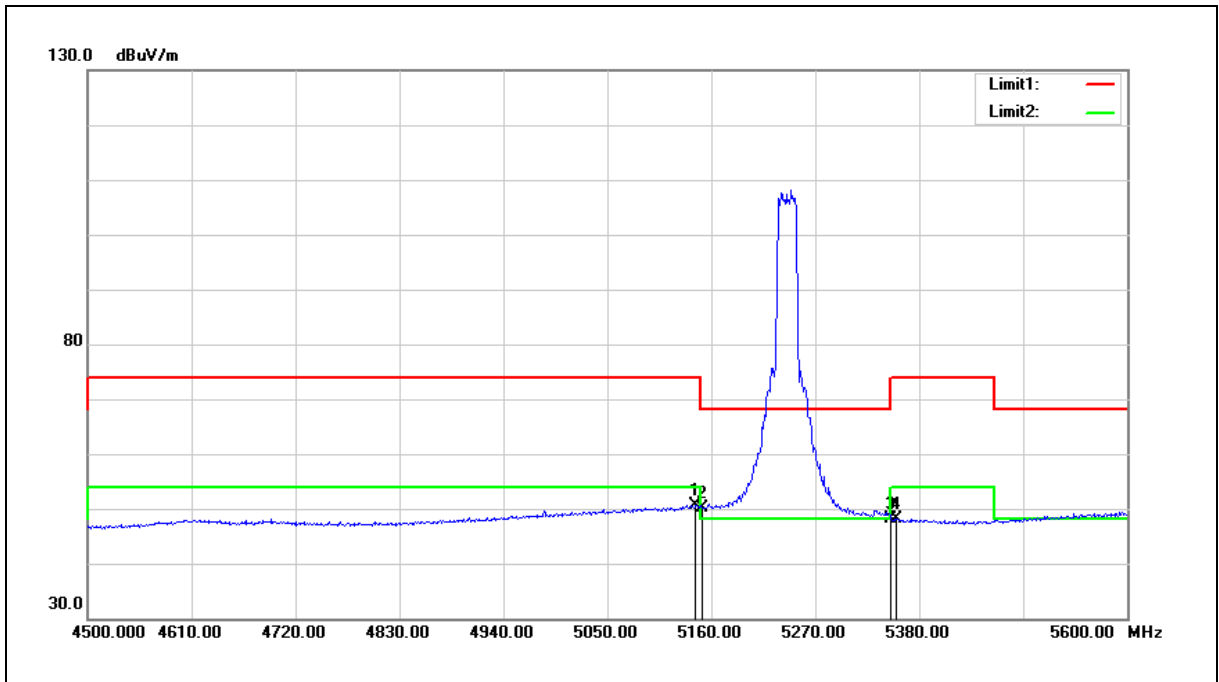
No.	Frequency (MHz)	Reading (dBuV)	Correct Factor (dB/m)	Result (dBuV/m)	Limit (dBuV/m)	Margin (dB)	Remark
1	5142.400	50.85	-0.10	50.75	54.00	-3.25	AVG
2	5150.000	49.89	-0.08	49.81	54.00	-4.19	AVG
3	5350.000	47.59	0.30	47.89	54.00	-6.11	AVG
4	5372.300	47.89	0.34	48.23	54.00	-5.77	AVG

Note:1.Result (dBuV/m) = Correct Factor (dB/m) + Reading(dBuV).

2.Correction factor (dB/m) = Antenna Factor (dB/m) + Cable loss (dB) – Pre-Amplifier gain (dB).

3.When the peak results are less than average limit, so not need to evaluate the average.

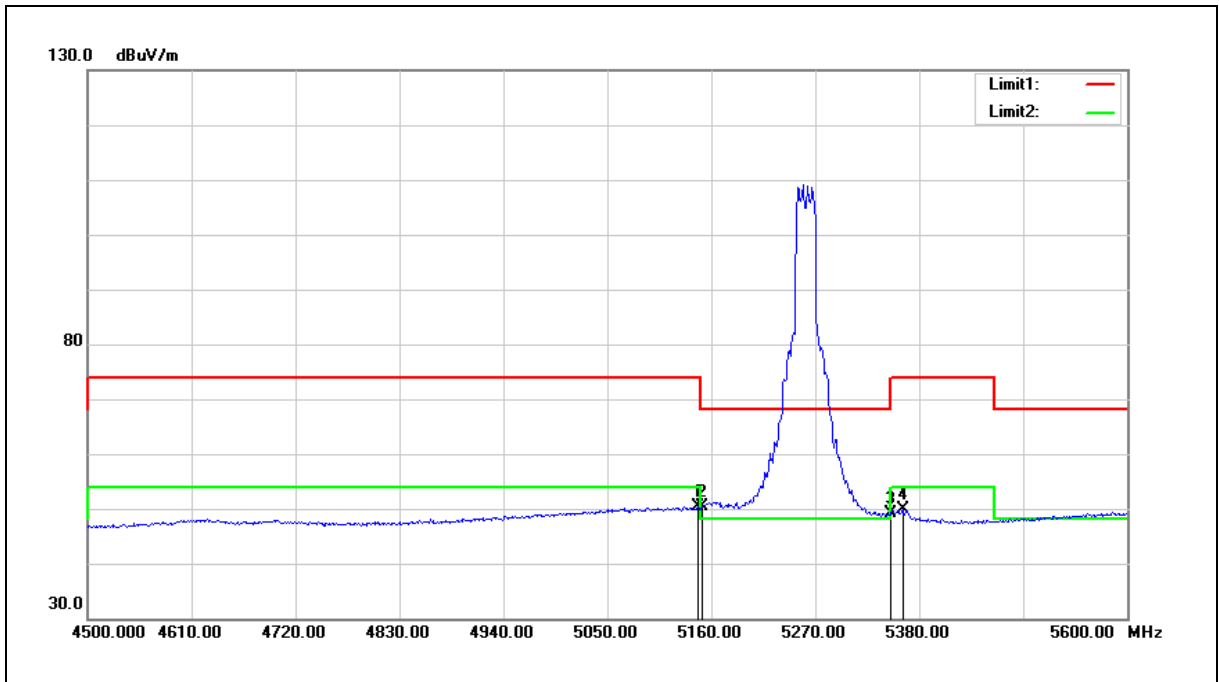
Standard:	FCC Part 15.407	Test Distance:	3 m
Test item:	Band edge		
Frequency:	5240 MHz		
Mode:	802.11ax HE20		
Ant.Polar.:	Vertical		



No.	Frequency (MHz)	Reading (dBuV)	Correct Factor (dB/m)	Result (dBuV/m)	Limit (dBuV/m)	Margin (dB)	Remark
1	5143.500	50.82	-0.10	50.72	54.00	-3.28	AVG
2	5150.000	50.24	-0.08	50.16	54.00	-3.84	AVG
3	5350.000	47.74	0.30	48.04	54.00	-5.96	AVG
4	5355.800	47.86	0.30	48.16	54.00	-5.84	AVG

- Note: 1.Result (dBuV/m) = Correct Factor (dB/m) + Reading(dBuV).
 2.Correction factor (dB/m) = Antenna Factor (dB/m) + Cable loss (dB) – Pre-Amplifier gain (dB).
 3.When the peak results are less than average limit, so not need to evaluate the average.

Standard:	FCC Part 15.407	Test Distance:	3 m
Test item:	Band edge		
Frequency:	5260 MHz		
Mode:	802.11ax HE20		
Ant.Polar.:	Horizontal		



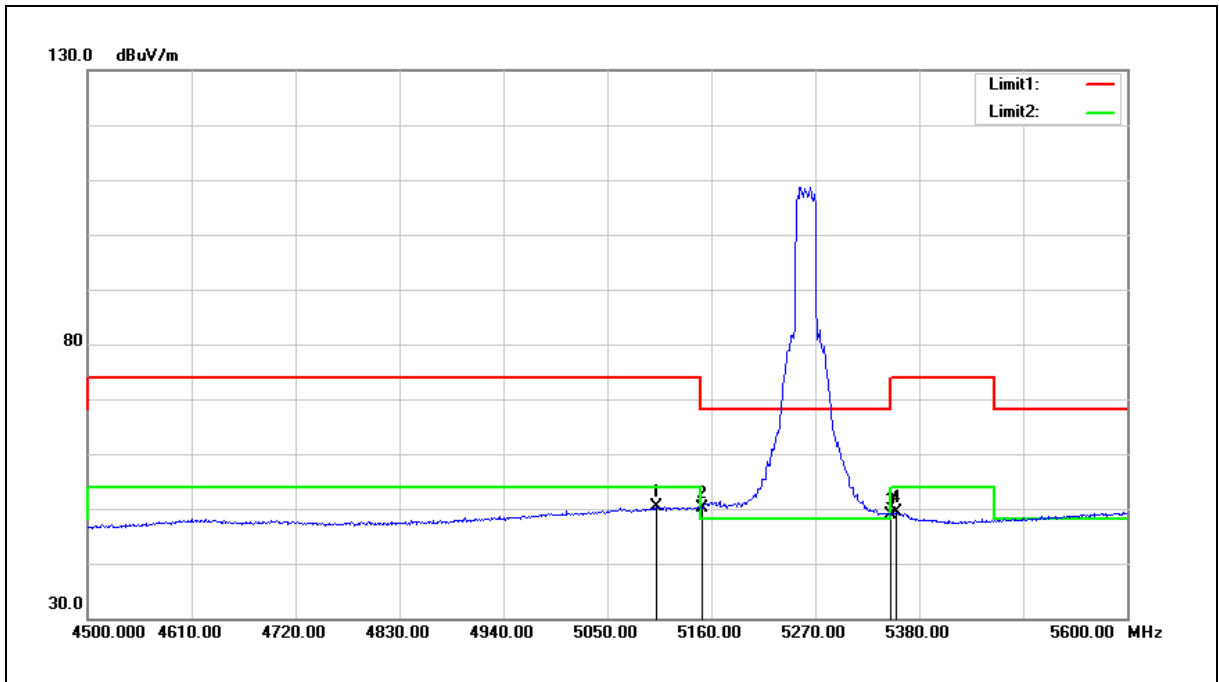
No.	Frequency (MHz)	Reading (dBuV)	Correct Factor (dB/m)	Result (dBuV/m)	Limit (dBuV/m)	Margin (dB)	Remark
1	5145.700	50.41	-0.08	50.33	54.00	-3.67	AVG
2	5150.000	50.46	-0.08	50.38	54.00	-3.62	AVG
3	5350.000	48.94	0.30	49.24	54.00	-4.76	AVG
4	5362.400	49.48	0.31	49.79	54.00	-4.21	AVG

Note:1.Result (dBuV/m) = Correct Factor (dB/m) + Reading(dBuV).

2.Correction factor (dB/m) = Antenna Factor (dB/m) + Cable loss (dB) – Pre-Amplifier gain (dB).

3.When the peak results are less than average limit, so not need to evaluate the average.

Standard:	FCC Part 15.407	Test Distance:	3 m
Test item:	Band edge		
Frequency:	5260 MHz		
Mode:	802.11ax HE20		
Ant.Polar.:	Vertical		



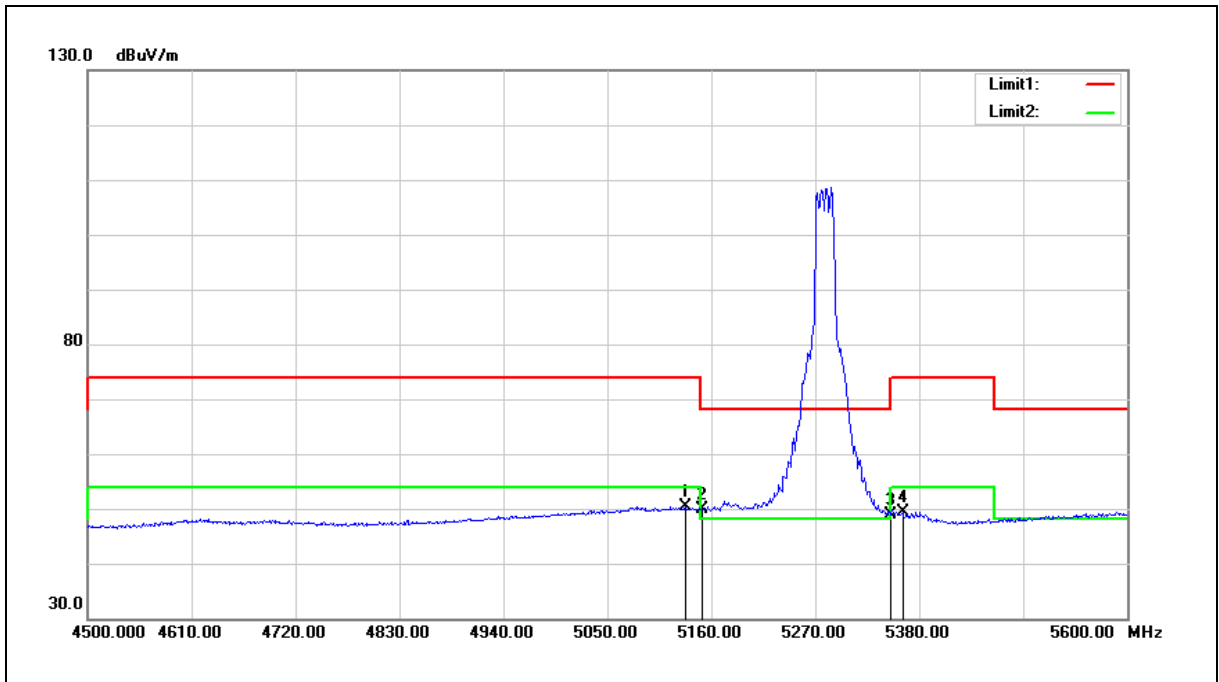
No.	Frequency (MHz)	Reading (dBuV)	Correct Factor (dB/m)	Result (dBuV/m)	Limit (dBuV/m)	Margin (dB)	Remark
1	5101.700	50.58	-0.18	50.40	54.00	-3.60	AVG
2	5150.000	50.11	-0.08	50.03	54.00	-3.97	AVG
3	5350.000	48.65	0.30	48.95	54.00	-5.05	AVG
4	5355.800	48.99	0.30	49.29	54.00	-4.71	AVG

Note: 1. Result (dBuV/m) = Correct Factor (dB/m) + Reading (dBuV).

2. Correction factor (dB/m) = Antenna Factor (dB/m) + Cable loss (dB) – Pre-Amplifier gain (dB).

3. When the peak results are less than average limit, so not need to evaluate the average.

Standard:	FCC Part 15.407	Test Distance:	3 m
Test item:	Band edge		
Frequency:	5280 MHz		
Mode:	802.11ax HE20		
Ant.Polar.:	Horizontal		



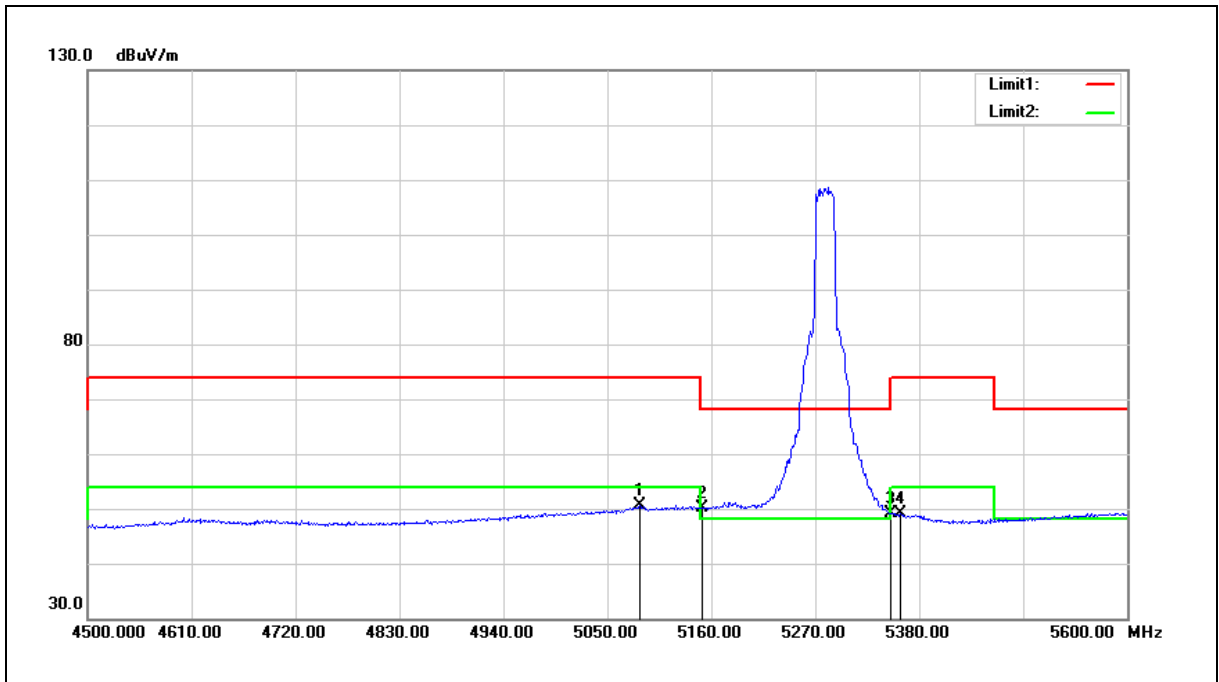
No.	Frequency (MHz)	Reading (dBuV)	Correct Factor (dB/m)	Result (dBuV/m)	Limit (dBuV/m)	Margin (dB)	Remark
1	5132.500	50.55	-0.10	50.45	54.00	-3.55	AVG
2	5150.000	49.87	-0.08	49.79	54.00	-4.21	AVG
3	5350.000	48.62	0.30	48.92	54.00	-5.08	AVG
4	5362.400	49.13	0.31	49.44	54.00	-4.56	AVG

Note:1.Result (dBuV/m) = Correct Factor (dB/m) + Reading(dBuV).

2.Correction factor (dB/m) = Antenna Factor (dB/m) + Cable loss (dB) – Pre-Amplifier gain (dB).

3.When the peak results are less than average limit, so not need to evaluate the average.

Standard:	FCC Part 15.407	Test Distance:	3 m
Test item:	Band edge		
Frequency:	5280 MHz		
Mode:	802.11ax HE20		
Ant.Polar.:	Vertical		



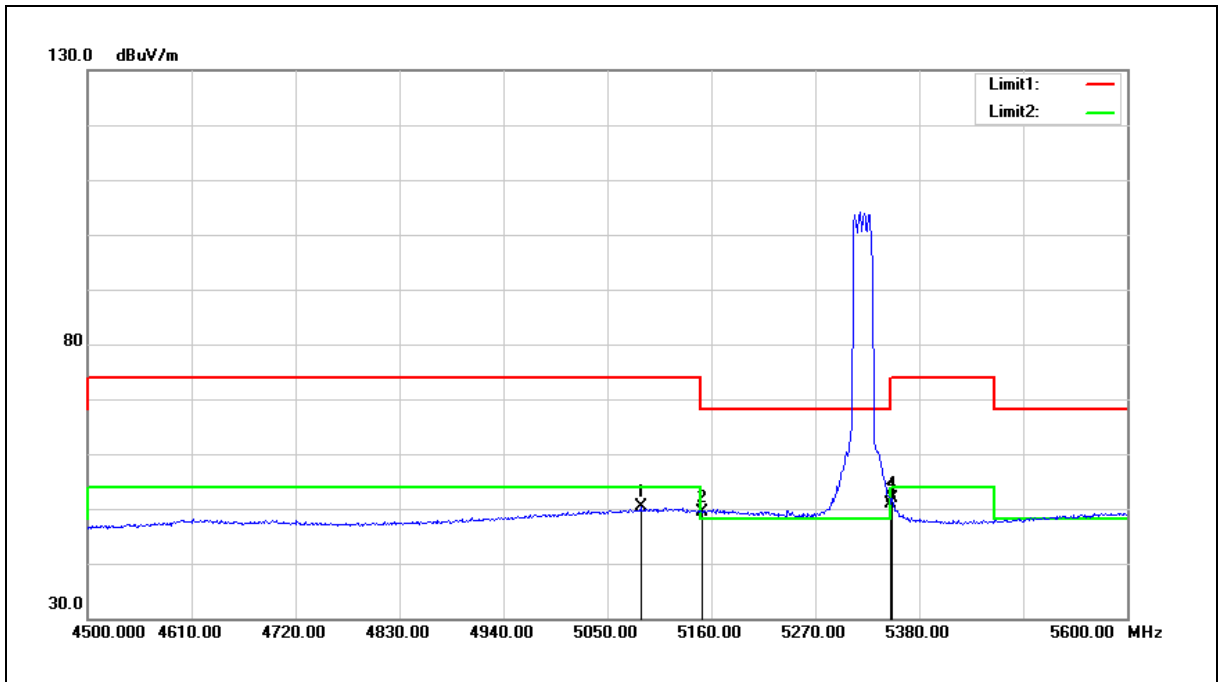
No.	Frequency (MHz)	Reading (dBuV)	Correct Factor (dB/m)	Result (dBuV/m)	Limit (dBuV/m)	Margin (dB)	Remark
1	5084.100	50.76	-0.20	50.56	54.00	-3.44	AVG
2	5150.000	50.18	-0.08	50.10	54.00	-3.90	AVG
3	5350.000	48.93	0.30	49.23	54.00	-4.77	AVG
4	5360.200	48.79	0.31	49.10	54.00	-4.90	AVG

Note:1.Result (dBuV/m) = Correct Factor (dB/m) + Reading(dBuV).

2.Correction factor (dB/m) = Antenna Factor (dB/m) + Cable loss (dB) – Pre-Amplifier gain (dB).

3.When the peak results are less than average limit, so not need to evaluate the average.

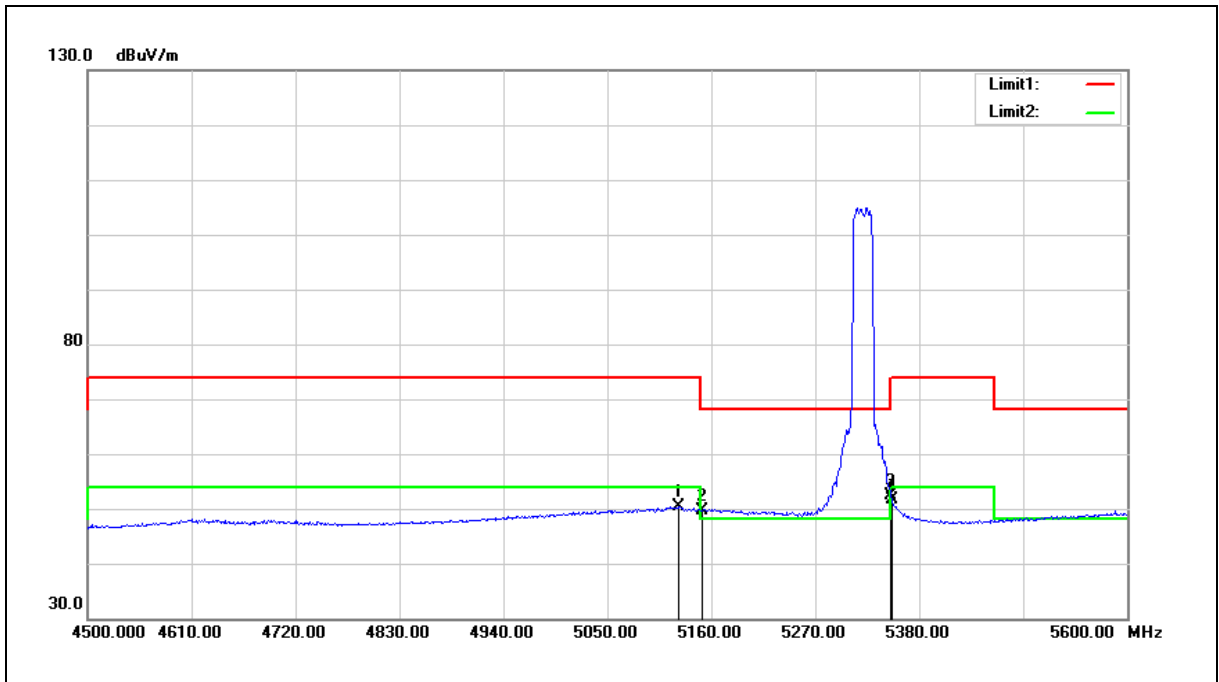
Standard:	FCC Part 15.407	Test Distance:	3 m
Test item:	Band edge		
Frequency:	5320 MHz		
Mode:	802.11ax HE20		
Ant.Polar.:	Horizontal		



No.	Frequency (MHz)	Reading (dBuV)	Correct Factor (dB/m)	Result (dBuV/m)	Limit (dBuV/m)	Margin (dB)	Remark
1	5085.200	50.55	-0.20	50.35	54.00	-3.65	AVG
2	5150.000	49.57	-0.08	49.49	54.00	-4.51	AVG
3	5350.000	50.48	0.30	50.78	54.00	-3.22	AVG
4	5351.400	51.70	0.30	52.00	54.00	-2.00	AVG

- Note: 1.Result (dBuV/m) = Correct Factor (dB/m) + Reading(dBuV).
 2.Correction factor (dB/m) = Antenna Factor (dB/m) + Cable loss (dB) – Pre-Amplifier gain (dB).
 3.When the peak results are less than average limit, so not need to evaluate the average.

Standard:	FCC Part 15.407	Test Distance:	3 m
Test item:	Band edge		
Frequency:	5320 MHz		
Mode:	802.11ax HE20		
Ant.Polar.:	Vertical		



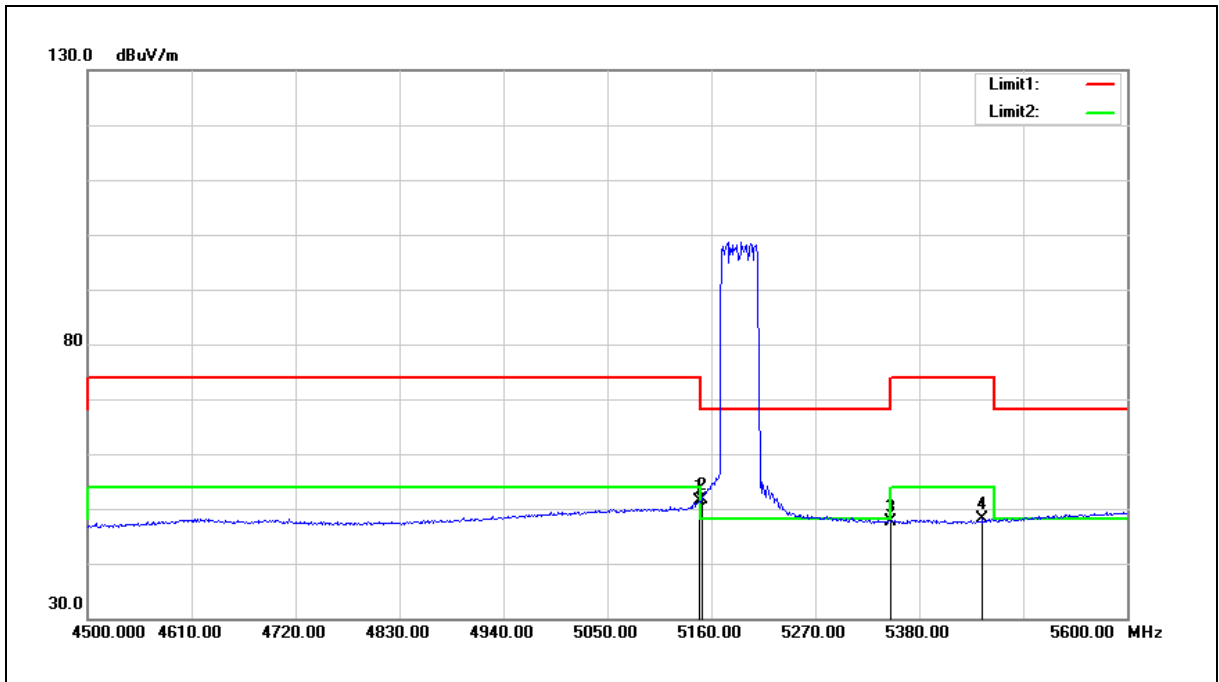
No.	Frequency (MHz)	Reading (dBuV)	Correct Factor (dB/m)	Result (dBuV/m)	Limit (dBuV/m)	Margin (dB)	Remark
1	5124.800	50.56	-0.13	50.43	54.00	-3.57	AVG
2	5150.000	49.74	-0.08	49.66	54.00	-4.34	AVG
3	5350.000	51.96	0.30	52.26	54.00	-1.74	AVG
4	5351.400	51.29	0.30	51.59	54.00	-2.41	AVG

Note:1.Result (dBuV/m) = Correct Factor (dB/m) + Reading(dBuV).

2.Correction factor (dB/m) = Antenna Factor (dB/m) + Cable loss (dB) – Pre-Amplifier gain (dB).

3.When the peak results are less than average limit, so not need to evaluate the average.

Standard:	FCC Part 15.407	Test Distance:	3 m
Test item:	Band edge		
Frequency:	5190 MHz		
Mode:	802.11ax HE40		
Ant.Polar.:	Horizontal		



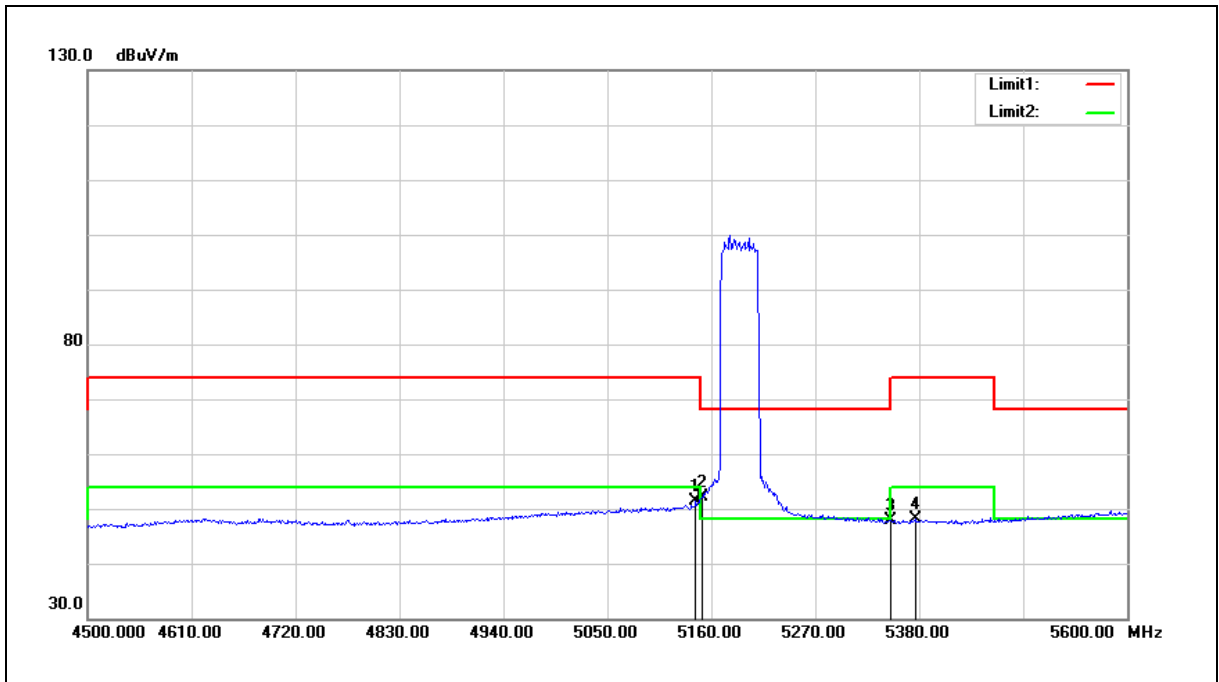
No.	Frequency (MHz)	Reading (dBuV)	Correct Factor (dB/m)	Result (dBuV/m)	Limit (dBuV/m)	Margin (dB)	Remark
1	5146.800	51.41	-0.08	51.33	54.00	-2.67	AVG
2	5150.000	51.76	-0.08	51.68	54.00	-2.32	AVG
3	5350.000	47.22	0.30	47.52	54.00	-6.48	AVG
4	5447.100	47.66	0.48	48.14	54.00	-5.86	AVG

Note:1.Result (dBuV/m) = Correct Factor (dB/m) + Reading(dBuV).

2.Correction factor (dB/m) = Antenna Factor (dB/m) + Cable loss (dB) – Pre-Amplifier gain (dB).

3.When the peak results are less than average limit, so not need to evaluate the average.

Standard:	FCC Part 15.407	Test Distance:	3 m
Test item:	Band edge		
Frequency:	5190 MHz		
Mode:	802.11ax HE40		
Ant.Polar.:	Vertical		



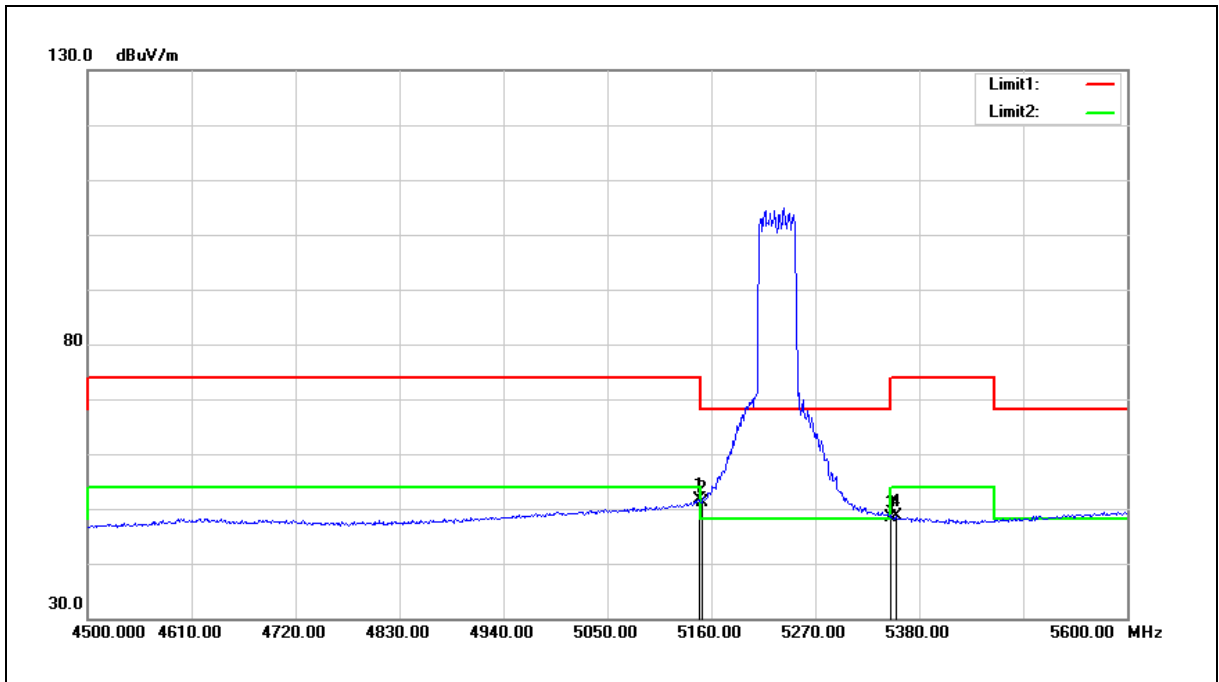
No.	Frequency (MHz)	Reading (dBuV)	Correct Factor (dB/m)	Result (dBuV/m)	Limit (dBuV/m)	Margin (dB)	Remark
1	5143.500	51.36	-0.10	51.26	54.00	-2.74	AVG
2	5150.000	52.18	-0.08	52.10	54.00	-1.90	AVG
3	5350.000	47.60	0.30	47.90	54.00	-6.10	AVG
4	5375.600	47.69	0.34	48.03	54.00	-5.97	AVG

Note:1.Result (dBuV/m) = Correct Factor (dB/m) + Reading(dBuV).

2.Correction factor (dB/m) = Antenna Factor (dB/m) + Cable loss (dB) – Pre-Amplifier gain (dB).

3.When the peak results are less than average limit, so not need to evaluate the average.

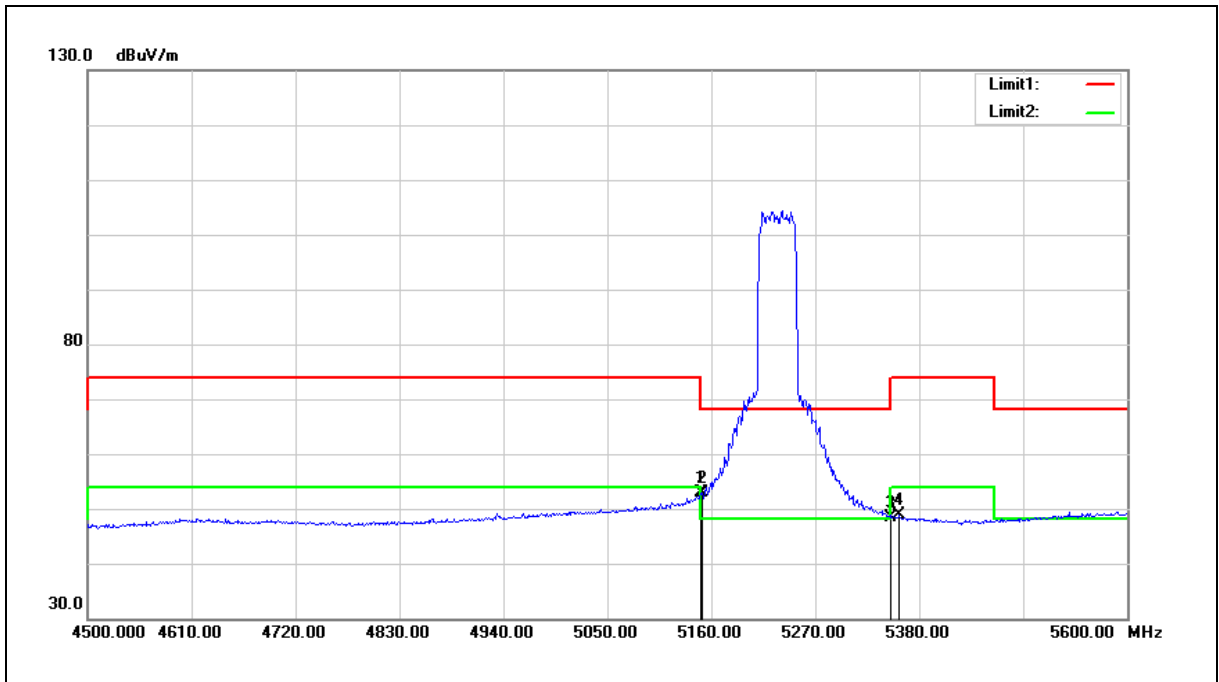
Standard:	FCC Part 15.407	Test Distance:	3 m
Test item:	Band edge		
Frequency:	5230 MHz		
Mode:	802.11ax HE40		
Ant.Polar.:	Horizontal		



No.	Frequency (MHz)	Reading (dBuV)	Correct Factor (dB/m)	Result (dBuV/m)	Limit (dBuV/m)	Margin (dB)	Remark
1	5146.800	51.67	-0.08	51.59	54.00	-2.41	AVG
2	5150.000	51.14	-0.08	51.06	54.00	-2.94	AVG
3	5350.000	47.96	0.30	48.26	54.00	-5.74	AVG
4	5355.800	48.26	0.30	48.56	54.00	-5.44	AVG

- Note: 1. Result (dBuV/m) = Correct Factor (dB/m) + Reading (dBuV).
 2. Correction factor (dB/m) = Antenna Factor (dB/m) + Cable loss (dB) – Pre-Amplifier gain (dB).
 3. When the peak results are less than average limit, so not need to evaluate the average.

Standard:	FCC Part 15.407	Test Distance:	3 m
Test item:	Band edge		
Frequency:	5230 MHz		
Mode:	802.11ax HE40		
Ant.Polar.:	Vertical		



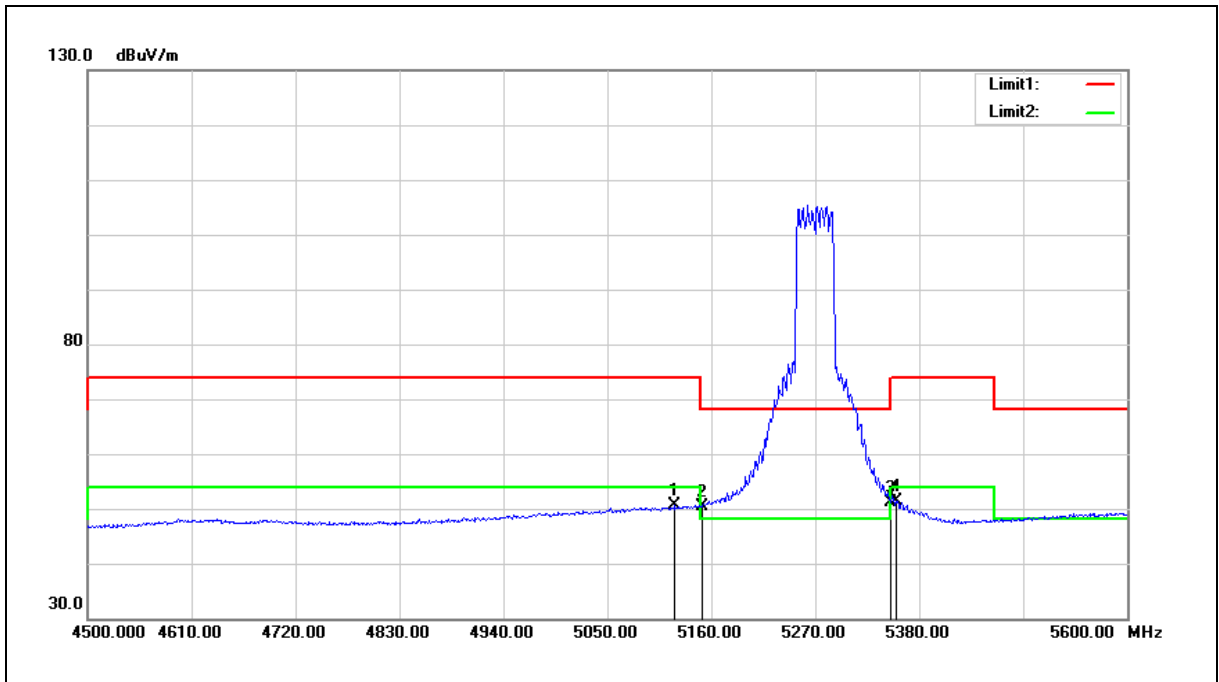
No.	Frequency (MHz)	Reading (dBuV)	Correct Factor (dB/m)	Result (dBuV/m)	Limit (dBuV/m)	Margin (dB)	Remark
1	5149.000	53.00	-0.08	52.92	54.00	-1.08	AVG
2	5150.000	52.98	-0.08	52.90	54.00	-1.10	AVG
3	5350.000	48.18	0.30	48.48	54.00	-5.52	AVG
4	5359.100	48.50	0.31	48.81	54.00	-5.19	AVG

Note:1.Result (dBuV/m) = Correct Factor (dB/m) + Reading(dBuV).

2.Correction factor (dB/m) = Antenna Factor (dB/m) + Cable loss (dB) – Pre-Amplifier gain (dB).

3.When the peak results are less than average limit, so not need to evaluate the average.

Standard:	FCC Part 15.407	Test Distance:	3 m
Test item:	Band edge		
Frequency:	5270 MHz		
Mode:	802.11ax HE40		
Ant.Polar.:	Horizontal		



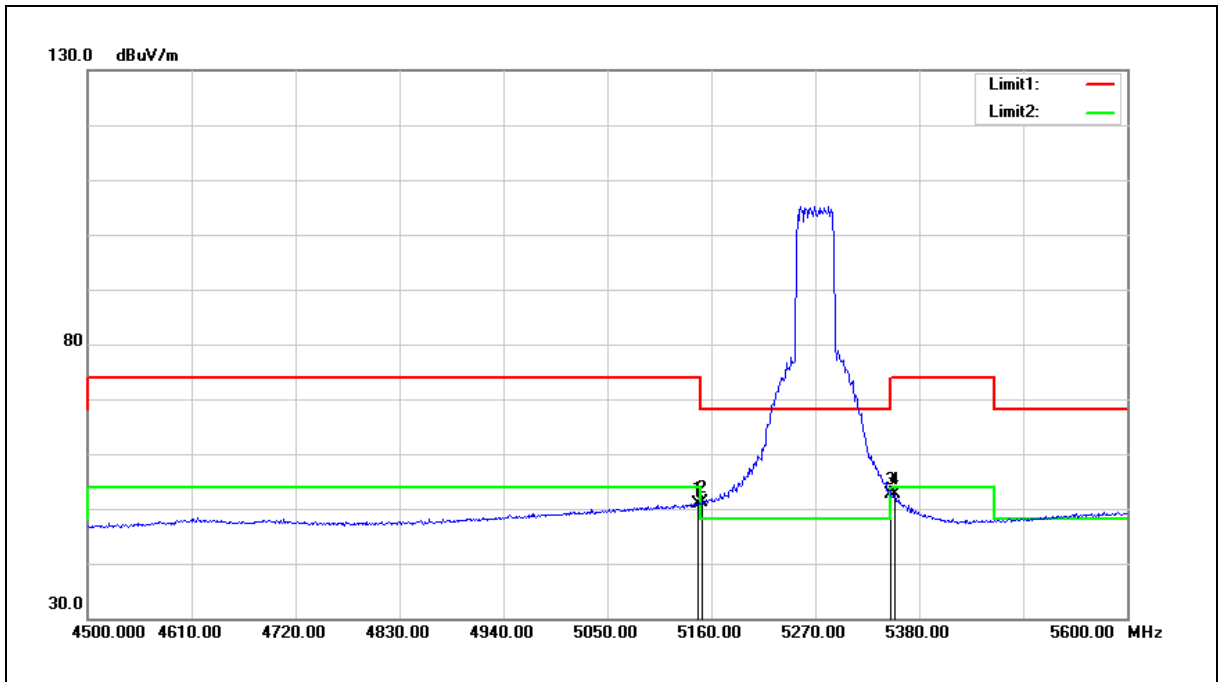
No.	Frequency (MHz)	Reading (dBuV)	Correct Factor (dB/m)	Result (dBuV/m)	Limit (dBuV/m)	Margin (dB)	Remark
1	5121.500	50.64	-0.13	50.51	54.00	-3.49	AVG
2	5150.000	50.43	-0.08	50.35	54.00	-3.65	AVG
3	5350.000	50.92	0.30	51.22	54.00	-2.78	AVG
4	5355.800	51.08	0.30	51.38	54.00	-2.62	AVG

Note:1.Result (dBuV/m) = Correct Factor (dB/m) + Reading(dBuV).

2.Correction factor (dB/m) = Antenna Factor (dB/m) + Cable loss (dB) – Pre-Amplifier gain (dB).

3.When the peak results are less than average limit, so not need to evaluate the average.

Standard:	FCC Part 15.407	Test Distance:	3 m
Test item:	Band edge		
Frequency:	5270 MHz		
Mode:	802.11ax HE40		
Ant.Polar.:	Vertical		



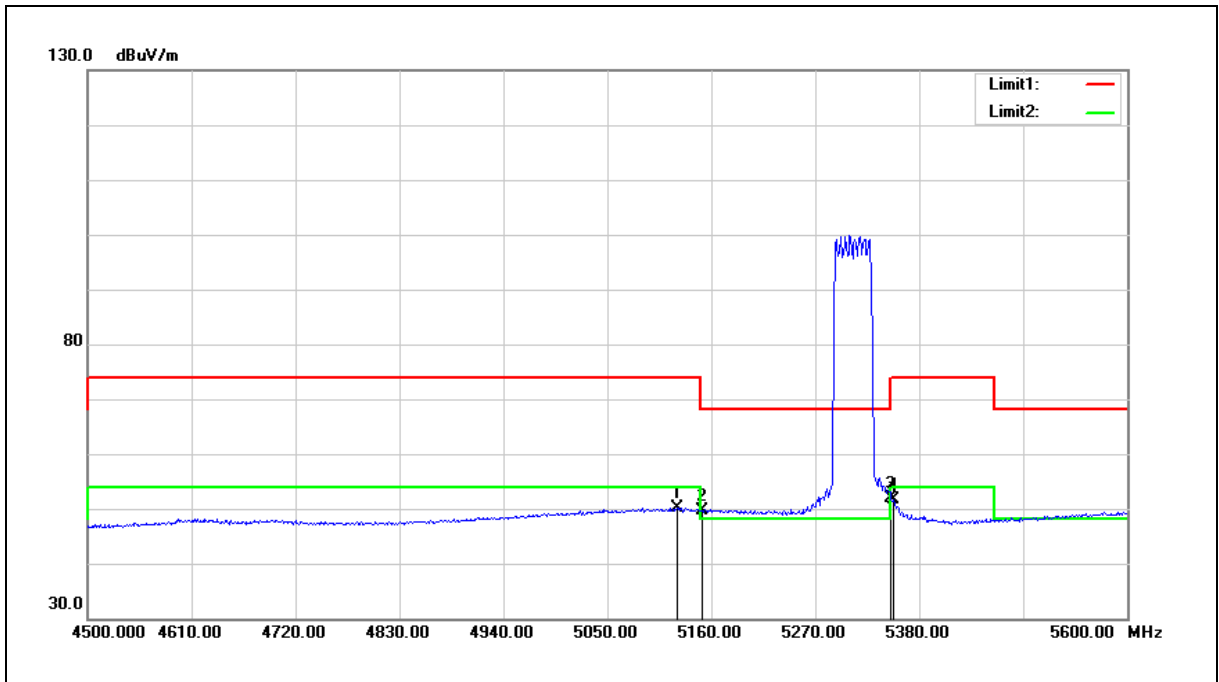
No.	Frequency (MHz)	Reading (dBuV)	Correct Factor (dB/m)	Result (dBuV/m)	Limit (dBuV/m)	Margin (dB)	Remark
1	5145.700	51.04	-0.08	50.96	54.00	-3.04	AVG
2	5150.000	51.29	-0.08	51.21	54.00	-2.79	AVG
3	5350.000	52.27	0.30	52.57	54.00	-1.43	AVG
4	5354.700	52.38	0.30	52.68	54.00	-1.32	AVG

Note:1.Result (dBuV/m) = Correct Factor (dB/m) + Reading(dBuV).

2.Correction factor (dB/m) = Antenna Factor (dB/m) + Cable loss (dB) – Pre-Amplifier gain (dB).

3.When the peak results are less than average limit, so not need to evaluate the average.

Standard:	FCC Part 15.407	Test Distance:	3 m
Test item:	Band edge		
Frequency:	5310 MHz		
Mode:	802.11ax HE40		
Ant.Polar.:	Horizontal		



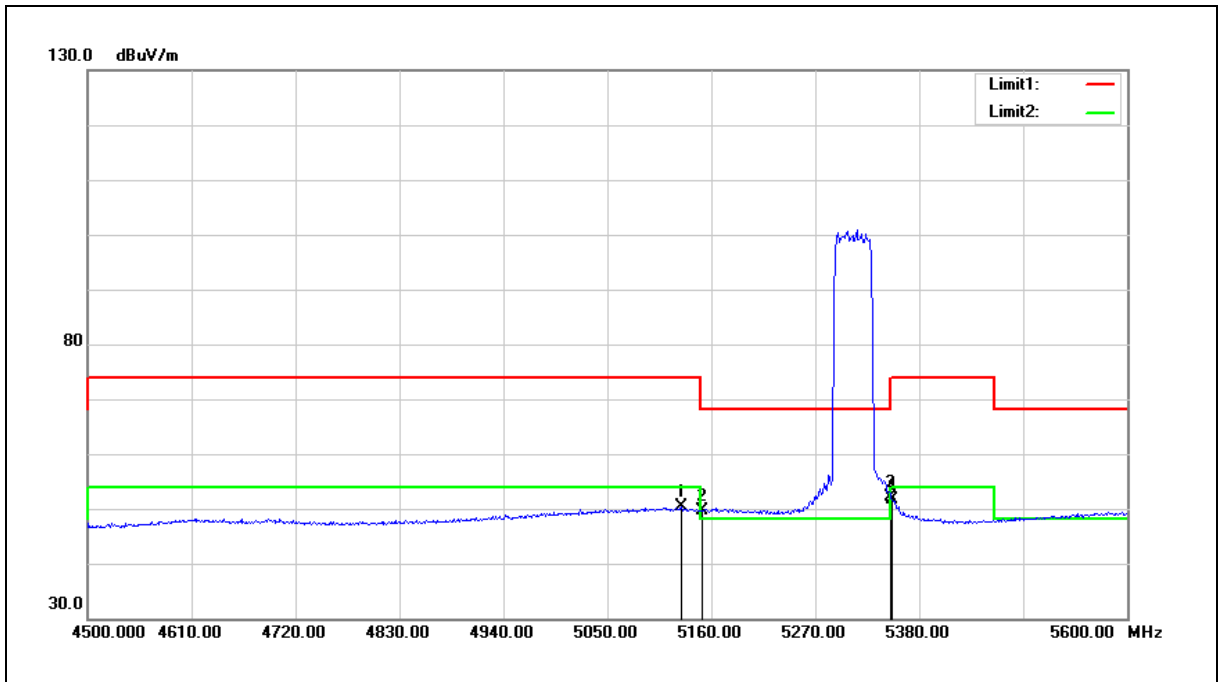
No.	Frequency (MHz)	Reading (dBuV)	Correct Factor (dB/m)	Result (dBuV/m)	Limit (dBuV/m)	Margin (dB)	Remark
1	5123.700	50.26	-0.13	50.13	54.00	-3.87	AVG
2	5150.000	49.66	-0.08	49.58	54.00	-4.42	AVG
3	5350.000	51.49	0.30	51.79	54.00	-2.21	AVG
4	5352.500	51.40	0.30	51.70	54.00	-2.30	AVG

Note: 1. Result (dBuV/m) = Correct Factor (dB/m) + Reading (dBuV).

2. Correction factor (dB/m) = Antenna Factor (dB/m) + Cable loss (dB) – Pre-Amplifier gain (dB).

3. When the peak results are less than average limit, so not need to evaluate the average.

Standard:	FCC Part 15.407	Test Distance:	3 m
Test item:	Band edge		
Frequency:	5310 MHz		
Mode:	802.11ax HE40		
Ant.Polar.:	Vertical		



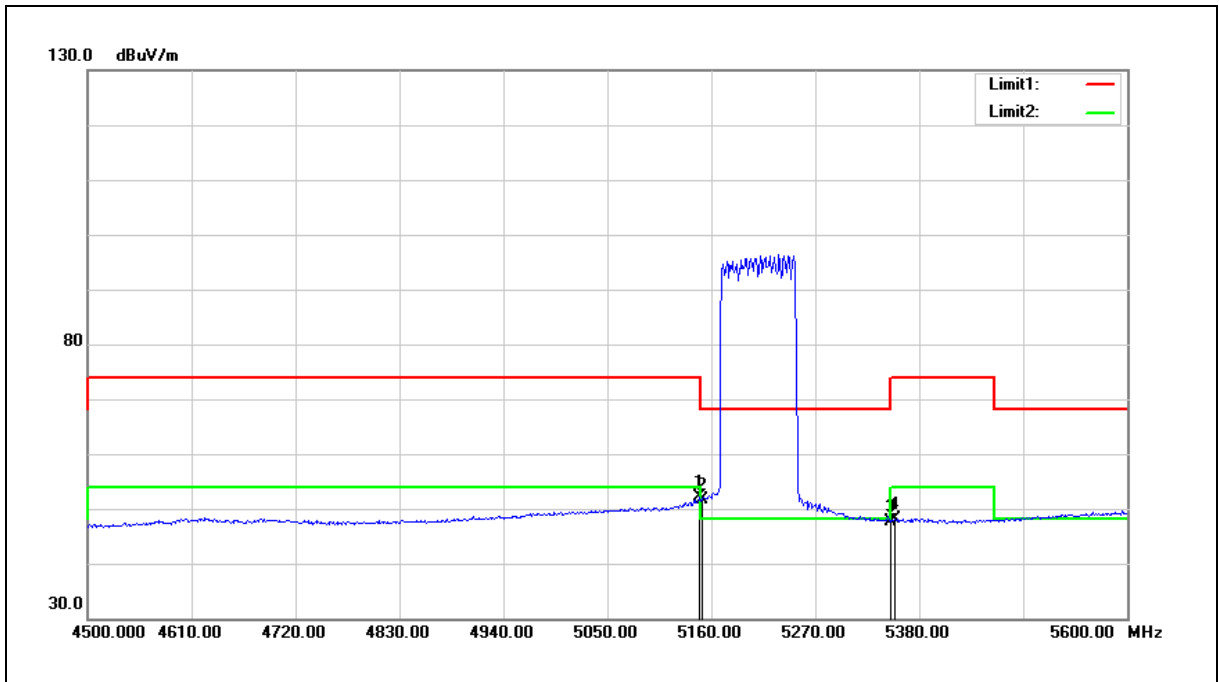
No.	Frequency (MHz)	Reading (dBuV)	Correct Factor (dB/m)	Result (dBuV/m)	Limit (dBuV/m)	Margin (dB)	Remark
1	5128.100	50.48	-0.13	50.35	54.00	-3.65	AVG
2	5150.000	49.70	-0.08	49.62	54.00	-4.38	AVG
3	5350.000	51.84	0.30	52.14	54.00	-1.86	AVG
4	5351.400	51.24	0.30	51.54	54.00	-2.46	AVG

Note: 1. Result (dBuV/m) = Correct Factor (dB/m) + Reading (dBuV).

2. Correction factor (dB/m) = Antenna Factor (dB/m) + Cable loss (dB) – Pre-Amplifier gain (dB).

3. When the peak results are less than average limit, so not need to evaluate the average.

Standard:	FCC Part 15.407	Test Distance:	3 m
Test item:	Band edge		
Frequency:	5210 MHz		
Mode:	802.11ax HE80		
Ant.Polar.:	Horizontal		



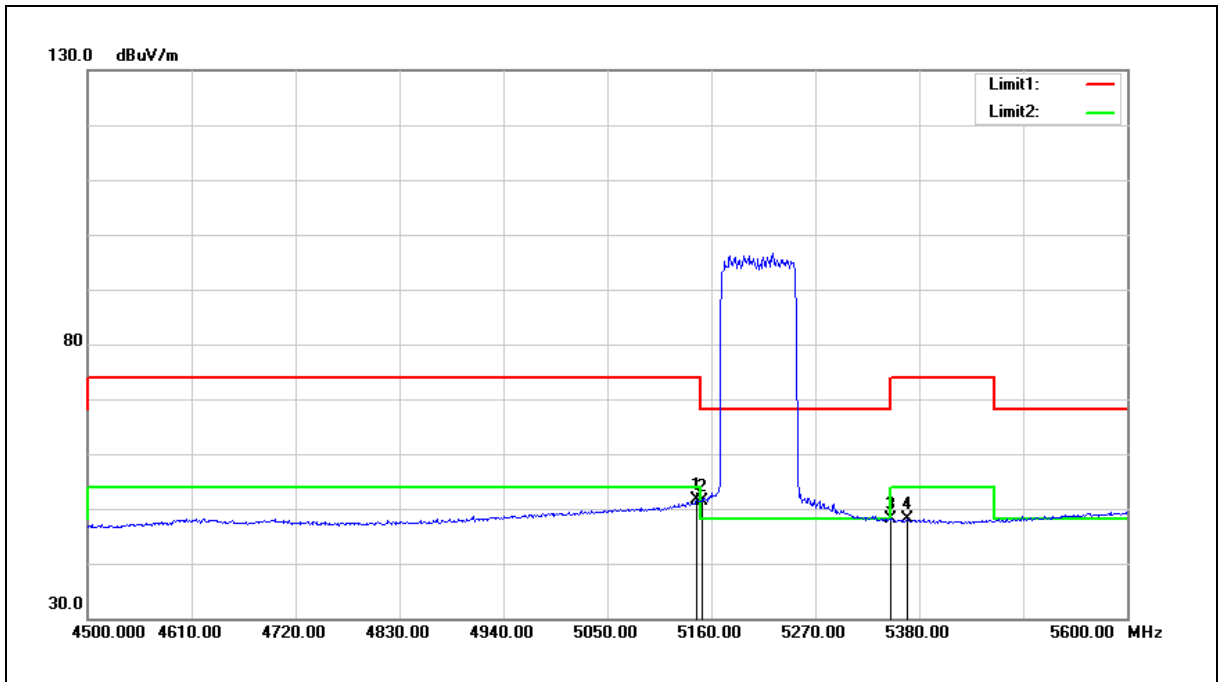
No.	Frequency (MHz)	Reading (dBuV)	Correct Factor (dB/m)	Result (dBuV/m)	Limit (dBuV/m)	Margin (dB)	Remark
1	5147.900	52.14	-0.08	52.06	54.00	-1.94	AVG
2	5150.000	51.67	-0.08	51.59	54.00	-2.41	AVG
3	5350.000	47.41	0.30	47.71	54.00	-6.29	AVG
4	5354.700	47.91	0.30	48.21	54.00	-5.79	AVG

Note:1.Result (dBuV/m) = Correct Factor (dB/m) + Reading(dBuV).

2.Correction factor (dB/m) = Antenna Factor (dB/m) + Cable loss (dB) – Pre-Amplifier gain (dB).

3.When the peak results are less than average limit, so not need to evaluate the average.

Standard:	FCC Part 15.407	Test Distance:	3 m
Test item:	Band edge		
Frequency:	5210 MHz		
Mode:	802.11ax HE80		
Ant.Polar.:	Vertical		



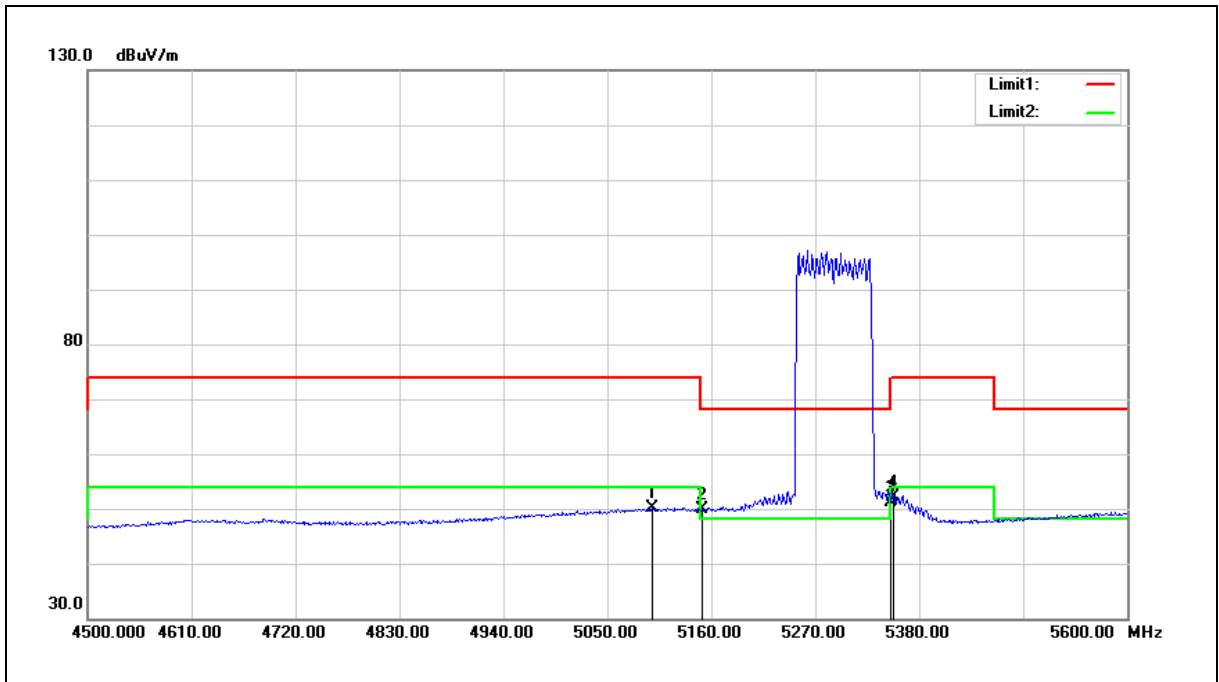
No.	Frequency (MHz)	Reading (dBuV)	Correct Factor (dB/m)	Result (dBuV/m)	Limit (dBuV/m)	Margin (dB)	Remark
1	5144.600	51.76	-0.08	51.68	54.00	-2.32	AVG
2	5150.000	51.54	-0.08	51.46	54.00	-2.54	AVG
3	5350.000	47.73	0.30	48.03	54.00	-5.97	AVG
4	5366.800	47.85	0.32	48.17	54.00	-5.83	AVG

Note:1.Result (dBuV/m) = Correct Factor (dB/m) + Reading(dBuV).

2.Correction factor (dB/m) = Antenna Factor (dB/m) + Cable loss (dB) – Pre-Amplifier gain (dB).

3.When the peak results are less than average limit, so not need to evaluate the average.

Standard:	FCC Part 15.407	Test Distance:	3 m
Test item:	Band edge		
Frequency:	5290 MHz		
Mode:	802.11ax HE80		
Ant.Polar.:	Horizontal		



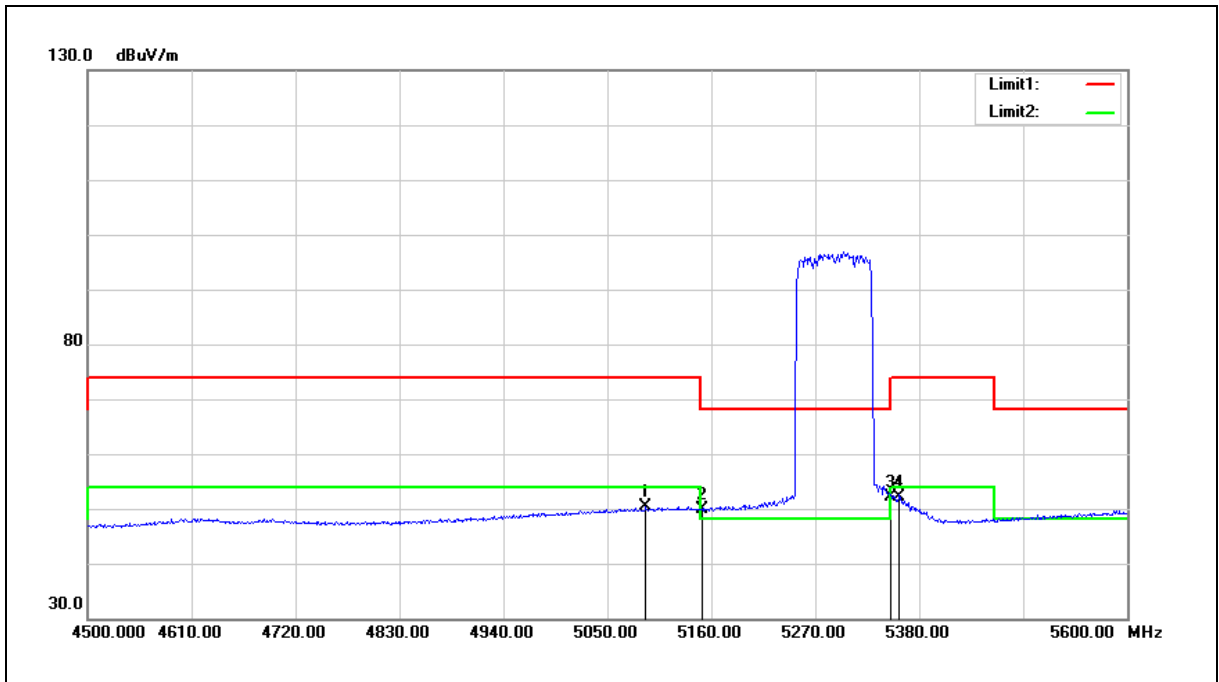
No.	Frequency (MHz)	Reading (dBuV)	Correct Factor (dB/m)	Result (dBuV/m)	Limit (dBuV/m)	Margin (dB)	Remark
1	5097.300	50.34	-0.18	50.16	54.00	-3.84	AVG
2	5150.000	49.92	-0.08	49.84	54.00	-4.16	AVG
3	5350.000	50.90	0.30	51.20	54.00	-2.80	AVG
4	5352.500	51.89	0.30	52.19	54.00	-1.81	AVG

Note:1.Result (dBuV/m) = Correct Factor (dB/m) + Reading(dBuV).

2.Correction factor (dB/m) = Antenna Factor (dB/m) + Cable loss (dB) – Pre-Amplifier gain (dB).

3.When the peak results are less than average limit, so not need to evaluate the average.

Standard:	FCC Part 15.407	Test Distance:	3 m
Test item:	Band edge		
Frequency:	5290 MHz		
Mode:	802.11ax HE80		
Ant.Polar.:	Vertical		



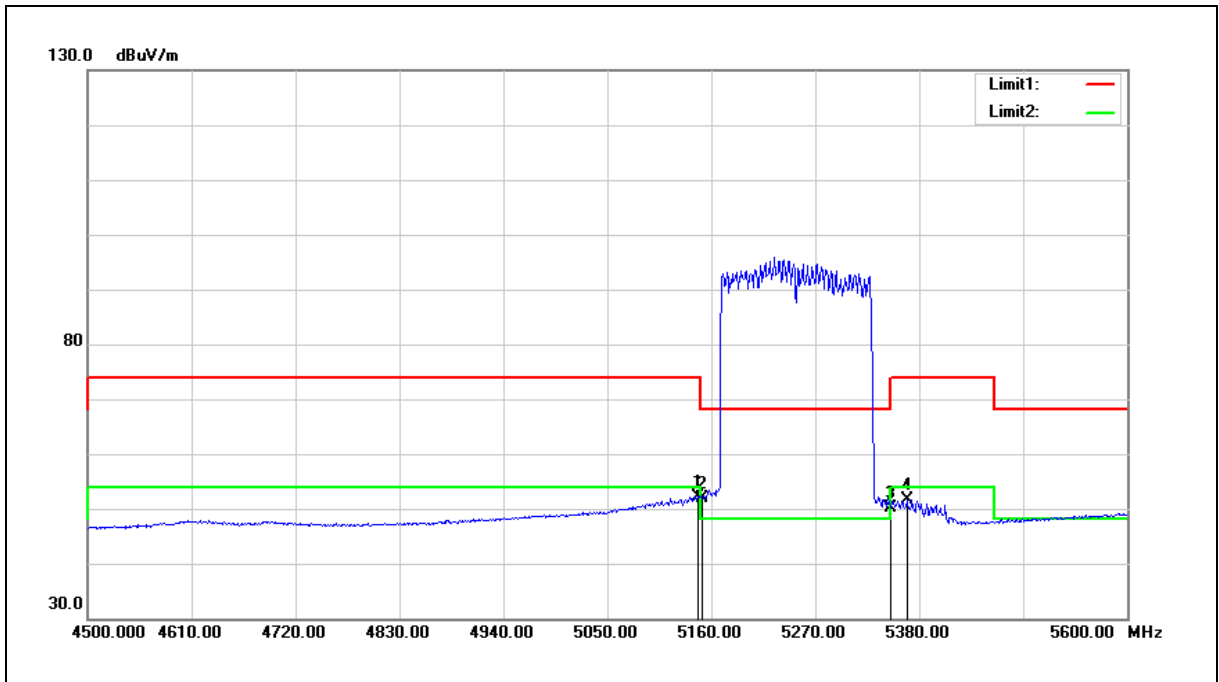
No.	Frequency (MHz)	Reading (dBuV)	Correct Factor (dB/m)	Result (dBuV/m)	Limit (dBuV/m)	Margin (dB)	Remark
1	5090.700	50.50	-0.19	50.31	54.00	-3.69	AVG
2	5150.000	49.91	-0.08	49.83	54.00	-4.17	AVG
3	5350.000	51.93	0.30	52.23	54.00	-1.77	AVG
4	5359.100	51.86	0.31	52.17	54.00	-1.83	AVG

Note:1.Result (dBuV/m) = Correct Factor (dB/m) + Reading(dBuV).

2.Correction factor (dB/m) = Antenna Factor (dB/m) + Cable loss (dB) – Pre-Amplifier gain (dB).

3.When the peak results are less than average limit, so not need to evaluate the average.

Standard:	FCC Part 15.407	Test Distance:	3 m
Test item:	Band edge		
Frequency:	5250 MHz		
Mode:	802.11ax HE160		
Ant.Polar.:	Horizontal		



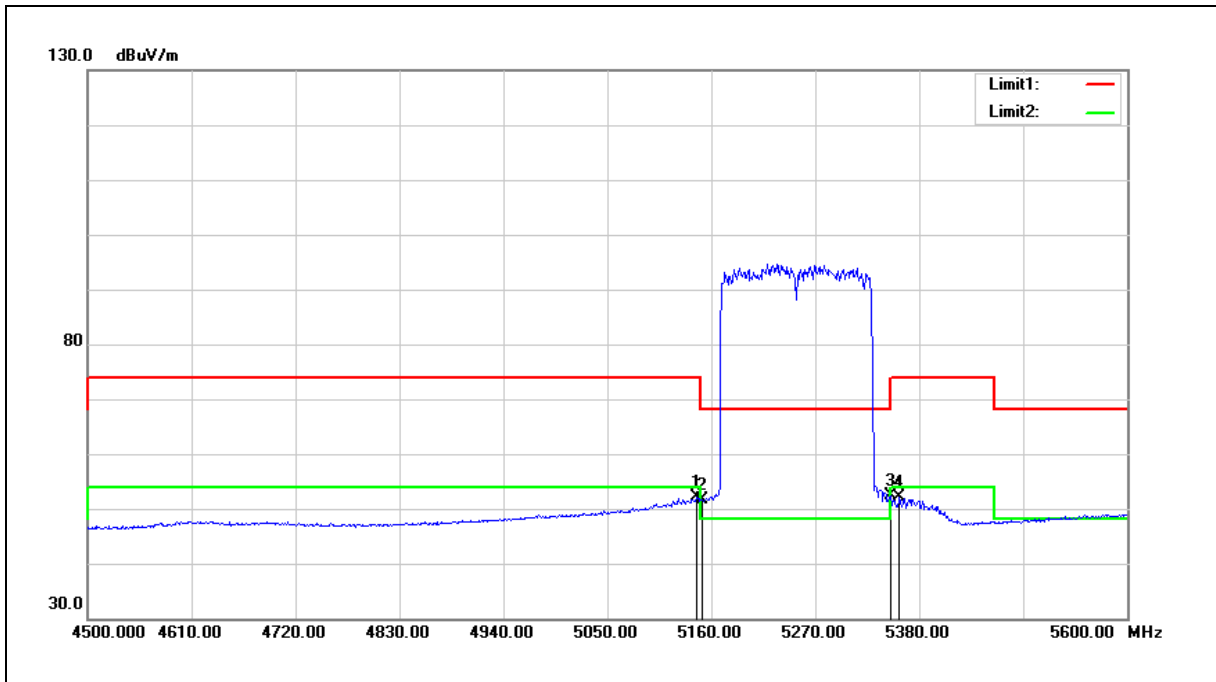
No.	Frequency (MHz)	Reading (dBuV)	Correct Factor (dB/m)	Result (dBuV/m)	Limit (dBuV/m)	Margin (dB)	Remark
1	5145.700	52.27	-0.08	52.19	54.00	-1.81	AVG
2	5150.000	51.93	-0.08	51.85	54.00	-2.15	AVG
3	5350.000	49.94	0.30	50.24	54.00	-3.76	AVG
4	5366.800	51.29	0.32	51.61	54.00	-2.39	AVG

Note:1.Result (dBuV/m) = Correct Factor (dB/m) + Reading(dBuV).

2.Correction factor (dB/m) = Antenna Factor (dB/m) + Cable loss (dB) – Pre-Amplifier gain (dB).

3.When the peak results are less than average limit, so not need to evaluate the average.

Standard:	FCC Part 15.407	Test Distance:	3 m
Test item:	Band edge		
Frequency:	5250 MHz		
Mode:	802.11ax HE160		
Ant.Polar.:	Vertical		



No.	Frequency (MHz)	Reading (dBuV)	Correct Factor (dB/m)	Result (dBuV/m)	Limit (dBuV/m)	Margin (dB)	Remark
1	5144.600	52.25	-0.08	52.17	54.00	-1.83	AVG
2	5150.000	51.78	-0.08	51.70	54.00	-2.30	AVG
3	5350.000	52.08	0.30	52.38	54.00	-1.62	AVG
4	5359.100	51.72	0.31	52.03	54.00	-1.97	AVG

Note:1.Result (dBuV/m) = Correct Factor (dB/m) + Reading(dBuV).

2.Correction factor (dB/m) = Antenna Factor (dB/m) + Cable loss (dB) – Pre-Amplifier gain (dB).

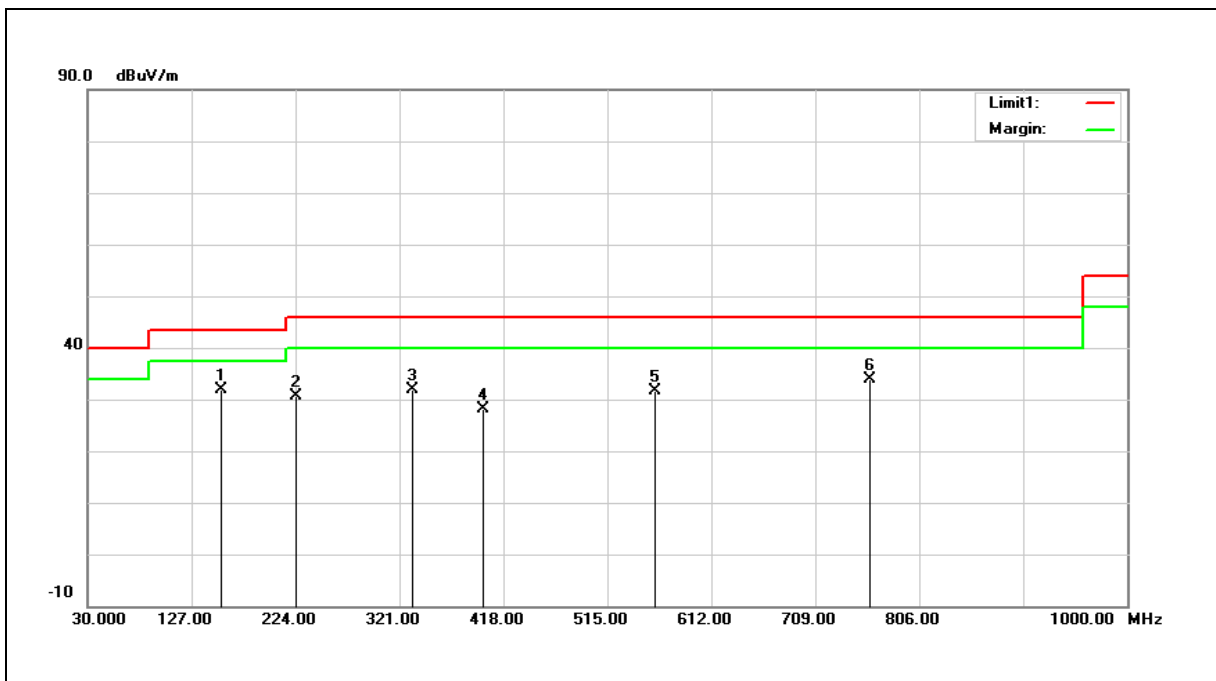
3.When the peak results are less than average limit, so not need to evaluate the average.

Low Band B1 & B2A 4X4_Beamforming on

Harmonic

Below 1 GHz

Standard:	FCC Part 15.407	Test Distance:	3 m
Test item:	Radiated Emission		
Frequency:	5240 MHz		
Mode:	802.11ax HE20		
Ant.Polar.:	Horizontal		



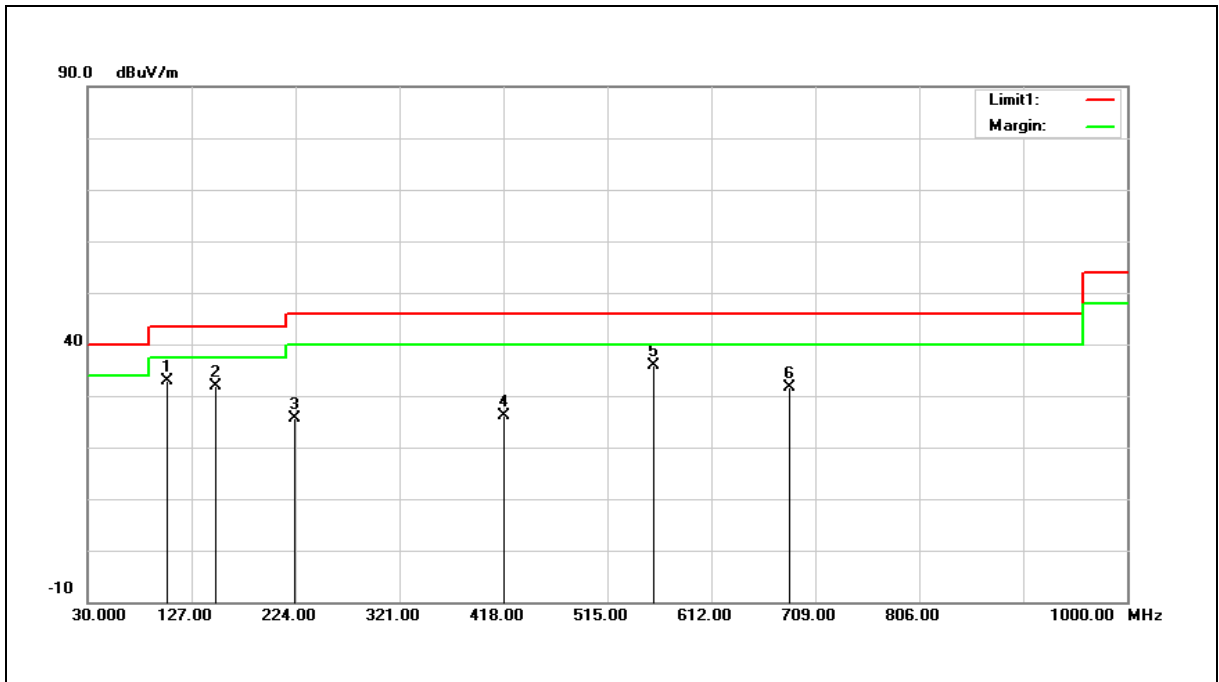
No.	Frequency (MHz)	Reading (dBuV)	Correct Factor (dB/m)	Result (dBuV/m)	Limit (dBuV/m)	Margin (dB)	Remark
1	154.1600	38.27	-6.48	31.79	43.50	-11.71	QP
2	224.0000	39.12	-8.39	30.73	46.00	-15.27	QP
3	332.6400	37.13	-5.27	31.86	46.00	-14.14	QP
4	399.5700	31.63	-3.39	28.24	46.00	-17.76	QP
5	559.6200	32.01	-0.35	31.66	46.00	-14.34	QP
6	760.4100	30.31	3.57	33.88	46.00	-12.12	QP

Note: 1.Result (dBuV/m) = Correct Factor (dB/m) + Reading(dBuV).

2.Correction factor (dB/m) = Antenna Factor (dB/m) + Cable loss (dB) – Pre-Amplifier gain (dB).

3.When the peak results are less than average limit, so not need to evaluate the average.

Standard:	FCC Part 15.407	Test Distance:	3 m
Test item:	Radiated Emission		
Frequency:	5240 MHz		
Mode:	802.11ax HE20		
Ant.Polar.:	Vertical		



No.	Frequency (MHz)	Reading (dBuV)	Correct Factor (dB/m)	Result (dBuV/m)	Limit (dBuV/m)	Margin (dB)	Remark
1	103.7200	44.14	-11.23	32.91	43.50	-10.59	QP
2	149.3100	38.56	-6.62	31.94	43.50	-11.56	QP
3	223.0300	34.04	-8.45	25.59	46.00	-20.41	QP
4	418.9700	29.26	-3.07	26.19	46.00	-19.81	QP
5	557.6800	36.27	-0.41	35.86	46.00	-10.14	QP
6	684.7500	29.17	2.39	31.56	46.00	-14.44	QP

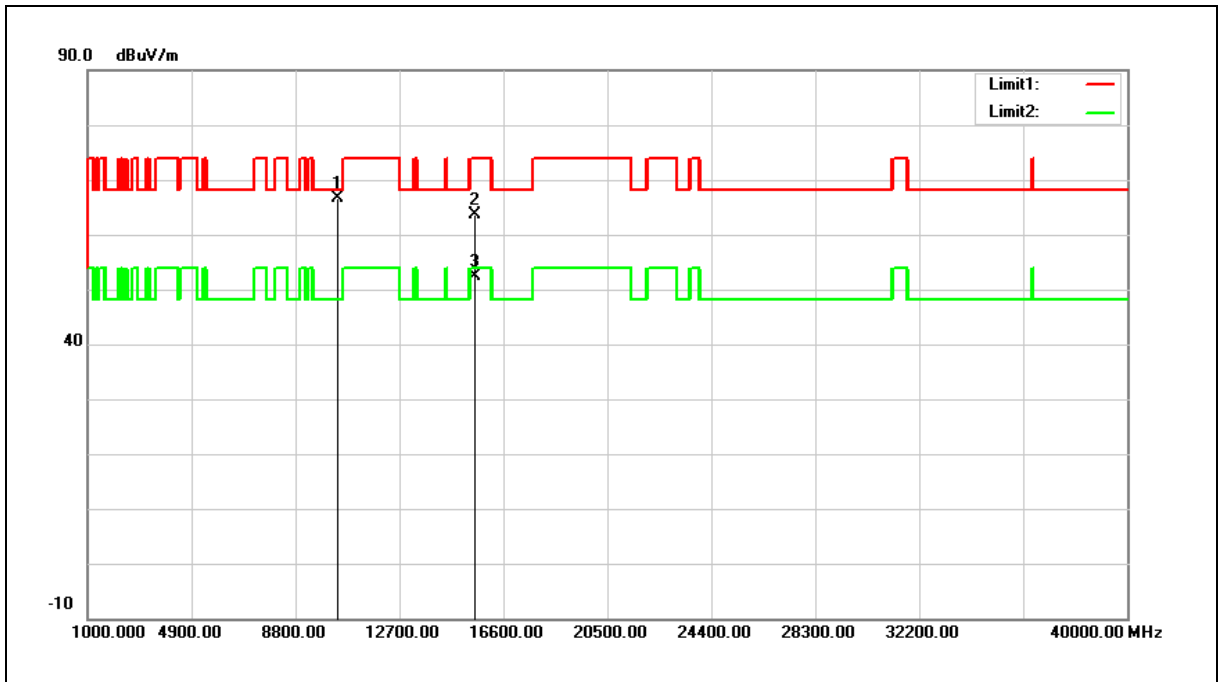
Note:1.Result (dBuV/m) = Correct Factor (dB/m) + Reading(dBuV).

2.Correction factor (dB/m) = Antenna Factor (dB/m) + Cable loss (dB) – Pre-Amplifier gain (dB).

3.When the peak results are less than average limit, so not need to evaluate the average.

Above 1 GHz

Standard:	FCC Part 15.407	Test Distance:	3 m
Test item:	Harmonic		
Frequency:	5180 MHz		
Mode:	802.11ax HE20		
Ant.Polar.:	Horizontal		



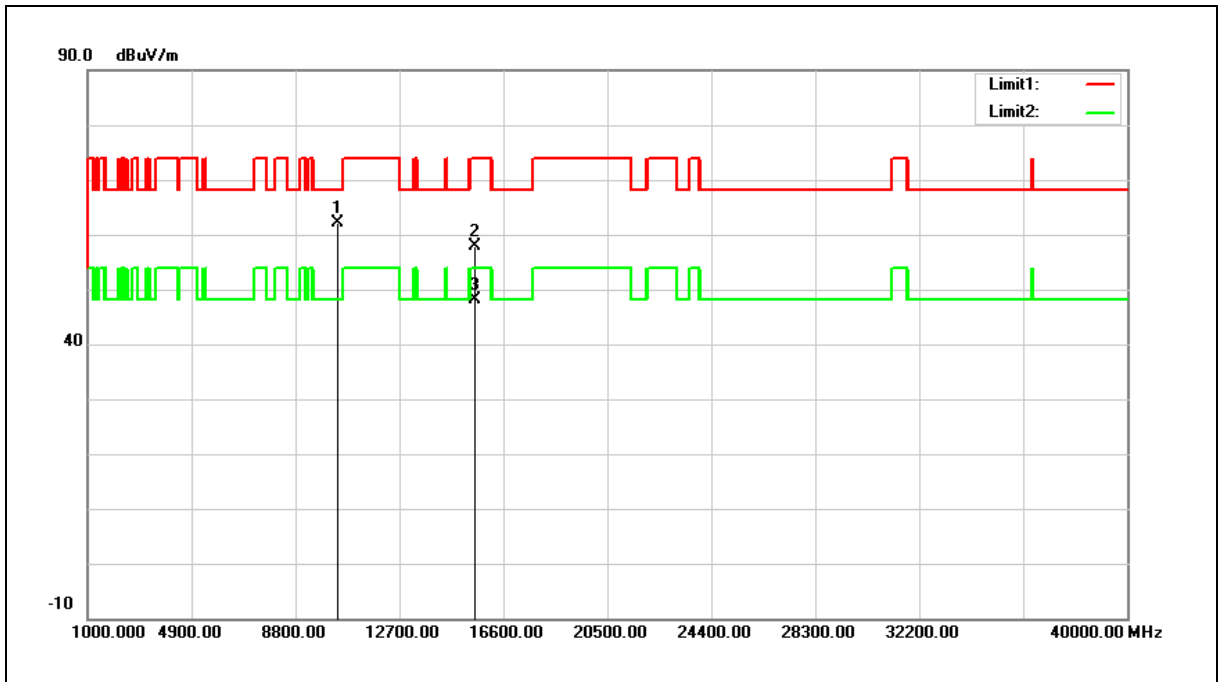
No.	Frequency (MHz)	Reading (dBuV)	Correct Factor (dB/m)	Result (dBuV/m)	Limit (dBuV/m)	Margin (dB)	Remark
1	10360.000	52.27	14.29	66.56	68.20	-1.64	peak
2	15540.000	46.86	16.86	63.72	74.00	-10.28	peak
3	15540.000	35.43	16.86	52.29	54.00	-1.71	AVG

Note:1.Result (dBuV/m) = Correct Factor (dB/m) + Reading(dBuV).

2.Correction factor (dB/m) = Antenna Factor (dB/m) + Cable loss (dB) – Pre-Amplifier gain (dB).

3.When the peak results are less than average limit, so not need to evaluate the average.

Standard:	FCC Part 15.407	Test Distance:	3 m
Test item:	Harmonic		
Frequency:	5180 MHz		
Mode:	802.11ax HE20		
Ant.Polar.:	Vertical		



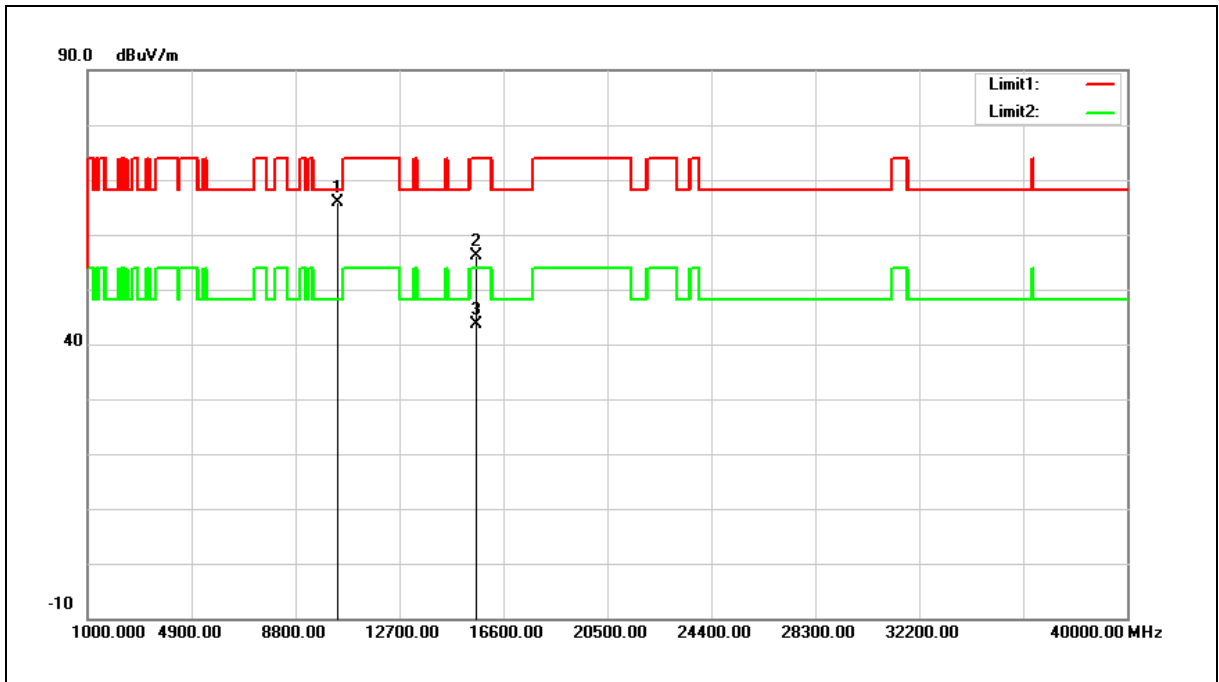
No.	Frequency (MHz)	Reading (dBuV)	Correct Factor (dB/m)	Result (dBuV/m)	Limit (dBuV/m)	Margin (dB)	Remark
1	10360.000	47.91	14.29	62.20	68.20	-6.00	peak
2	15540.000	41.04	16.86	57.90	74.00	-16.10	peak
3	15540.000	31.18	16.86	48.04	54.00	-5.96	AVG

Note:1.Result (dBuV/m) = Correct Factor (dB/m) + Reading(dBuV).

2.Correction factor (dB/m) = Antenna Factor (dB/m) + Cable loss (dB) – Pre-Amplifier gain (dB).

3.When the peak results are less than average limit, so not need to evaluate the average.

Standard:	FCC Part 15.407	Test Distance:	3 m
Test item:	Harmonic		
Frequency:	5200 MHz		
Mode:	802.11ax HE20		
Ant.Polar.:	Horizontal		



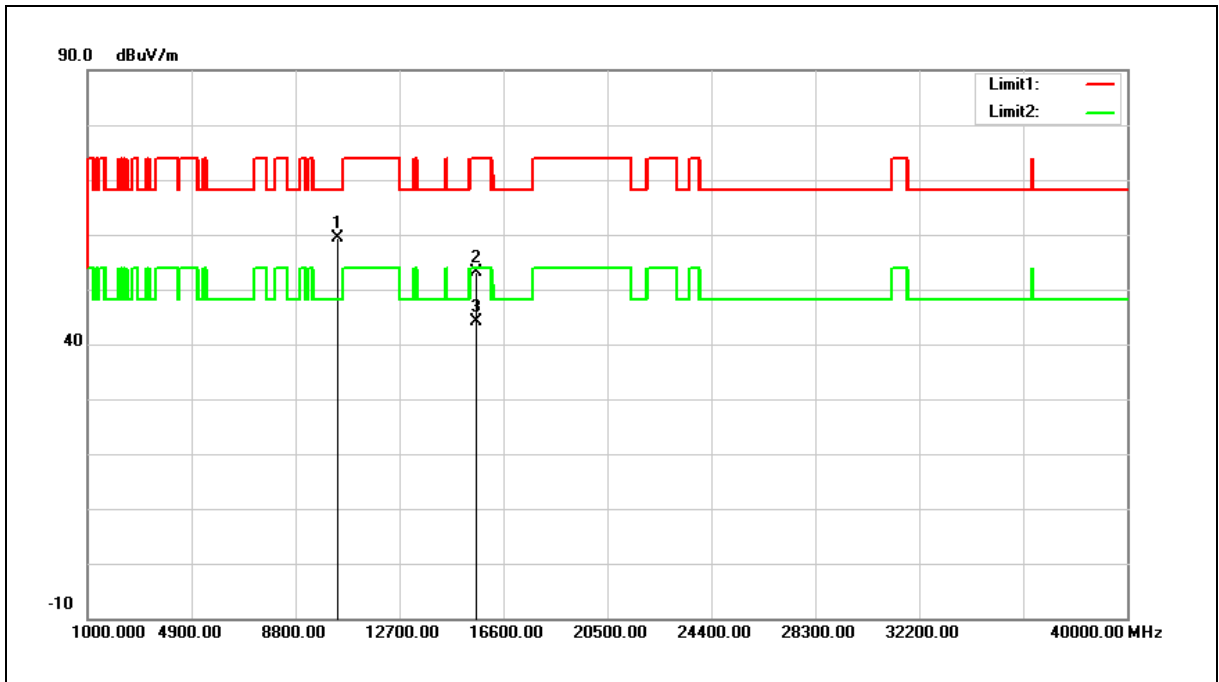
No.	Frequency (MHz)	Reading (dBuV)	Correct Factor (dB/m)	Result (dBuV/m)	Limit (dBuV/m)	Margin (dB)	Remark
1	10400.000	51.55	14.38	65.93	68.20	-2.27	peak
2	15600.000	39.48	16.65	56.13	74.00	-17.87	peak
3	15600.000	27.06	16.65	43.71	54.00	-10.29	AVG

Note:1.Result (dBuV/m) = Correct Factor (dB/m) + Reading(dBuV).

2.Correction factor (dB/m) = Antenna Factor (dB/m) + Cable loss (dB) – Pre-Amplifier gain (dB).

3.When the peak results are less than average limit, so not need to evaluate the average.

Standard:	FCC Part 15.407	Test Distance:	3 m
Test item:	Harmonic		
Frequency:	5200 MHz		
Mode:	802.11ax HE20		
Ant.Polar.:	Vertical		



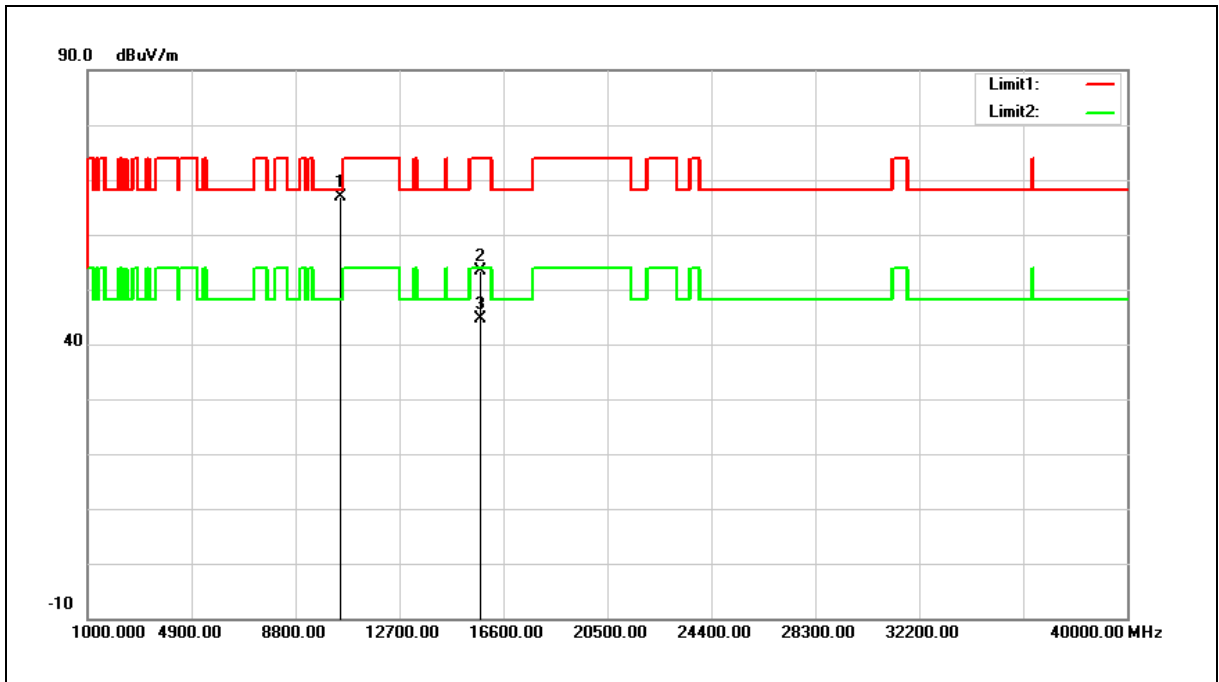
No.	Frequency (MHz)	Reading (dBuV)	Correct Factor (dB/m)	Result (dBuV/m)	Limit (dBuV/m)	Margin (dB)	Remark
1	10400.000	44.97	14.38	59.35	68.20	-8.85	peak
2	15600.000	36.46	16.65	53.11	74.00	-20.89	peak
3	15600.000	27.57	16.65	44.22	54.00	-9.78	AVG

Note:1.Result (dBuV/m) = Correct Factor (dB/m) + Reading(dBuV).

2.Correction factor (dB/m) = Antenna Factor (dB/m) + Cable loss (dB) – Pre-Amplifier gain (dB).

3.When the peak results are less than average limit, so not need to evaluate the average.

Standard:	FCC Part 15.407	Test Distance:	3 m
Test item:	Harmonic		
Frequency:	5240 MHz		
Mode:	802.11ax HE20		
Ant.Polar.:	Horizontal		



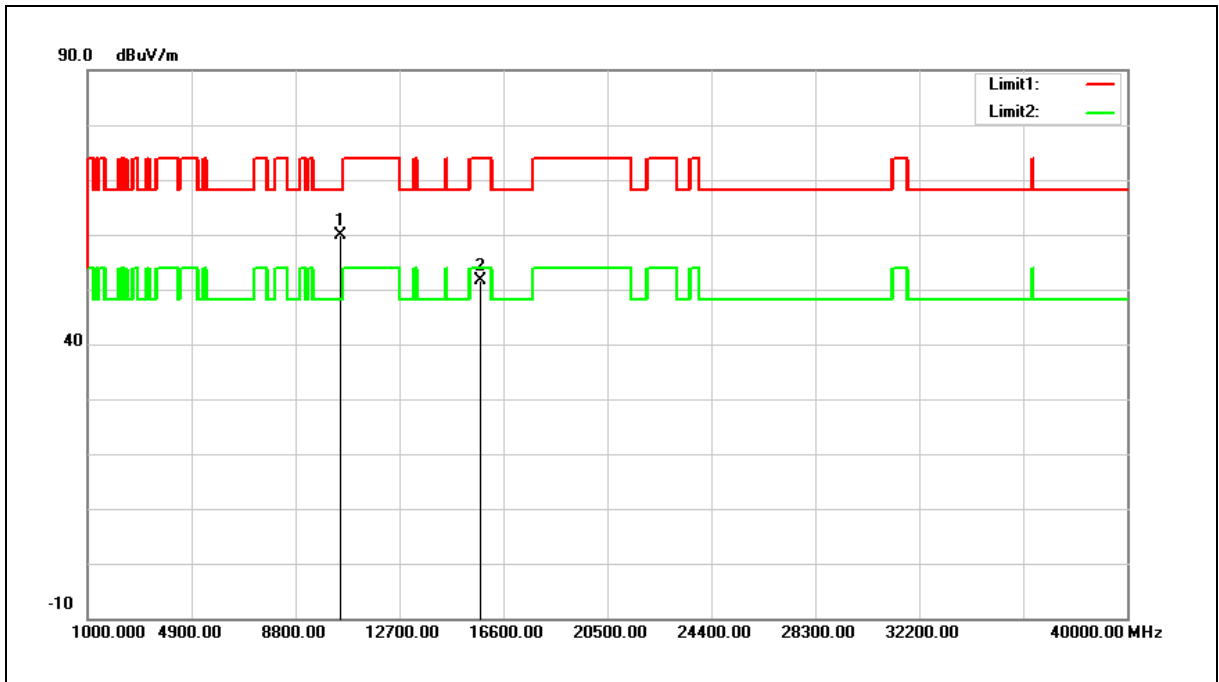
No.	Frequency (MHz)	Reading (dBuV)	Correct Factor (dB/m)	Result (dBuV/m)	Limit (dBuV/m)	Margin (dB)	Remark
1	10480.000	52.21	14.55	66.76	68.20	-1.44	peak
2	15720.000	37.11	16.24	53.35	74.00	-20.65	peak
3	15720.000	28.28	16.24	44.52	54.00	-9.48	AVG

Note:1.Result (dBuV/m) = Correct Factor (dB/m) + Reading(dBuV).

2.Correction factor (dB/m) = Antenna Factor (dB/m) + Cable loss (dB) – Pre-Amplifier gain (dB).

3.When the peak results are less than average limit, so not need to evaluate the average.

Standard:	FCC Part 15.407	Test Distance:	3 m
Test item:	Harmonic		
Frequency:	5240 MHz		
Mode:	802.11ax HE20		
Ant.Polar.:	Vertical		



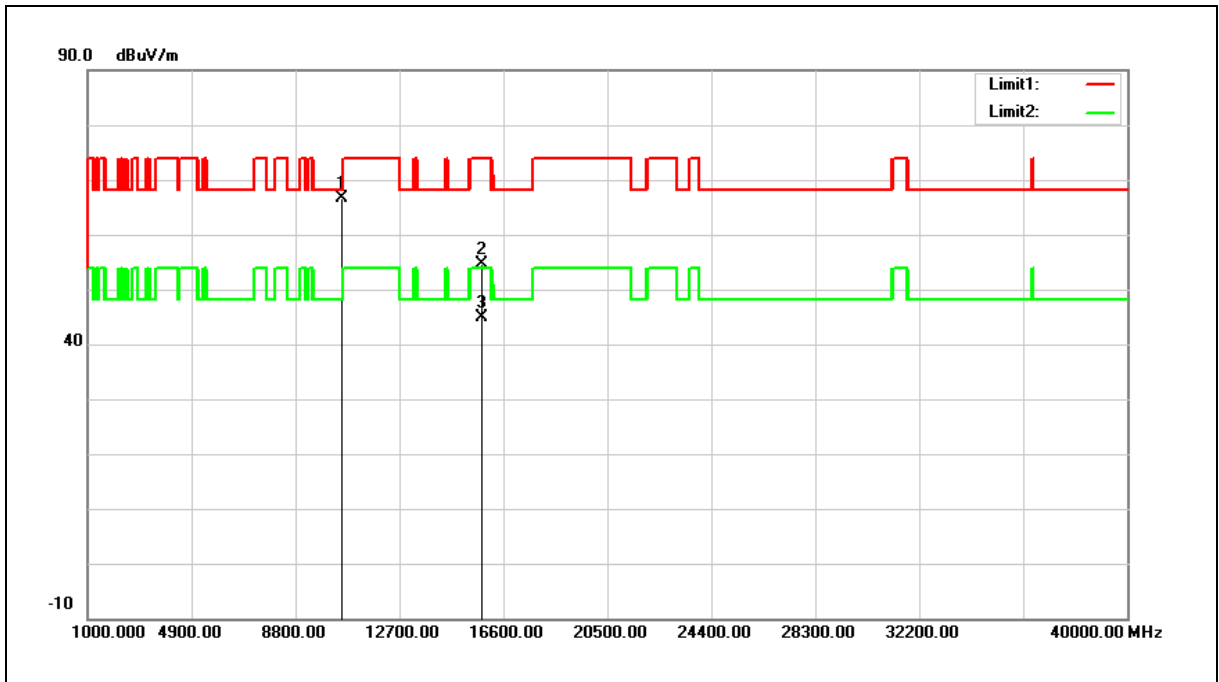
No.	Frequency (MHz)	Reading (dBuV)	Correct Factor (dB/m)	Result (dBuV/m)	Limit (dBuV/m)	Margin (dB)	Remark
1	10480.000	45.22	14.55	59.77	68.20	-8.43	peak
2	15720.000	35.50	16.24	51.74	74.00	-22.26	peak

Note:1.Result (dBuV/m) = Correct Factor (dB/m) + Reading(dBuV).

2.Correction factor (dB/m) = Antenna Factor (dB/m) + Cable loss (dB) – Pre-Amplifier gain (dB).

3.When the peak results are less than average limit, so not need to evaluate the average.

Standard:	FCC Part 15.407	Test Distance:	3 m
Test item:	Harmonic		
Frequency:	5260 MHz		
Mode:	802.11ax HE20		
Ant.Polar.:	Horizontal		



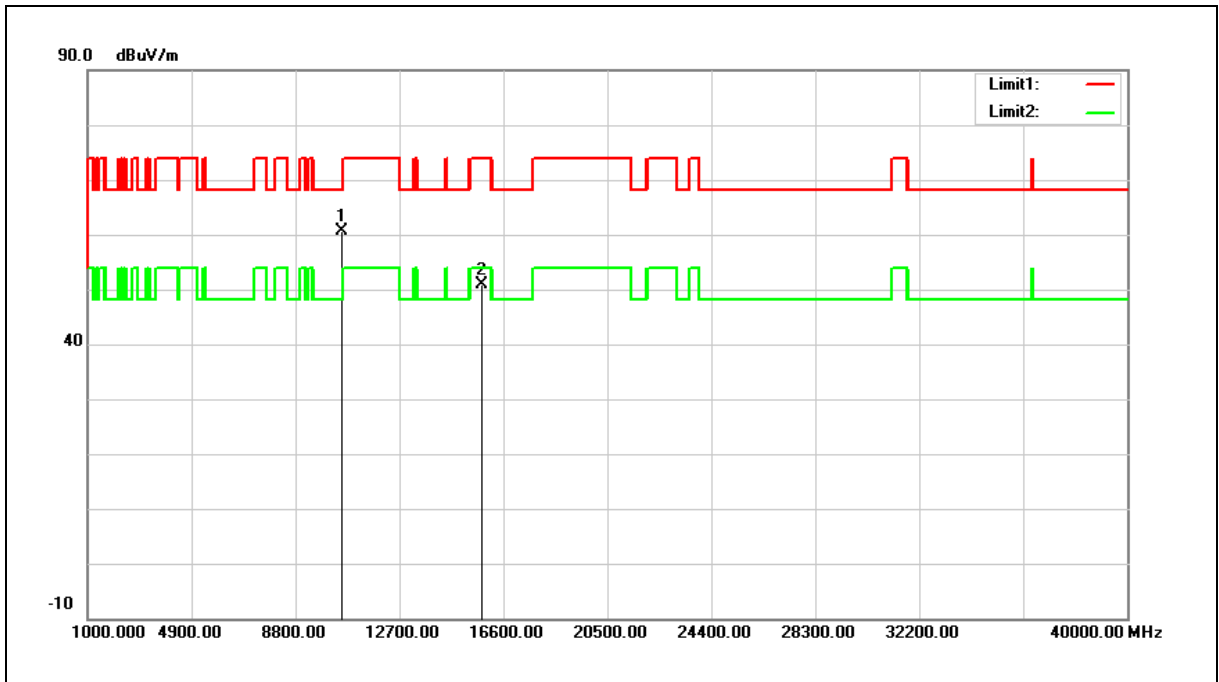
No.	Frequency (MHz)	Reading (dBuV)	Correct Factor (dB/m)	Result (dBuV/m)	Limit (dBuV/m)	Margin (dB)	Remark
1	10520.000	52.01	14.59	66.60	68.20	-1.60	peak
2	15780.000	38.67	16.06	54.73	74.00	-19.27	peak
3	15780.000	28.88	16.06	44.94	54.00	-9.06	AVG

Note:1.Result (dBuV/m) = Correct Factor (dB/m) + Reading(dBuV).

2.Correction factor (dB/m) = Antenna Factor (dB/m) + Cable loss (dB) – Pre-Amplifier gain (dB).

3.When the peak results are less than average limit, so not need to evaluate the average.

Standard:	FCC Part 15.407	Test Distance:	3 m
Test item:	Harmonic		
Frequency:	5260 MHz		
Mode:	802.11ax HE20		
Ant.Polar.:	Vertical		



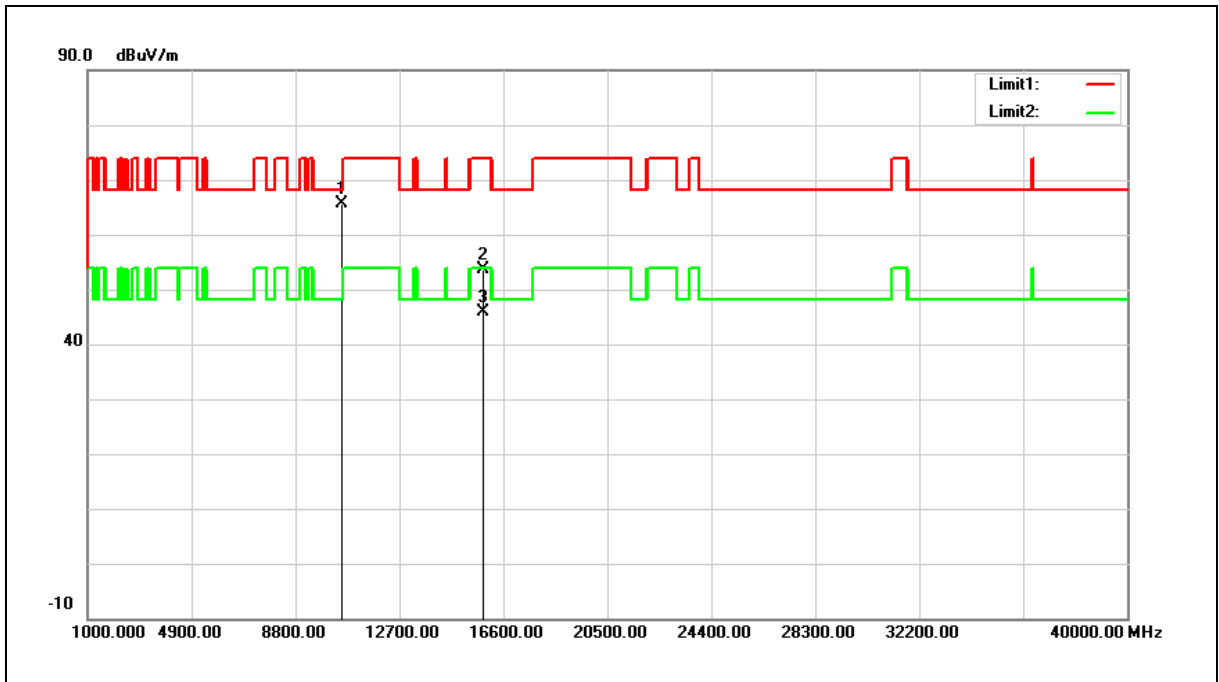
No.	Frequency (MHz)	Reading (dBuV)	Correct Factor (dB/m)	Result (dBuV/m)	Limit (dBuV/m)	Margin (dB)	Remark
1	10520.000	45.92	14.59	60.51	68.20	-7.69	peak
2	15780.000	34.75	16.06	50.81	74.00	-23.19	peak

Note:1.Result (dBuV/m) = Correct Factor (dB/m) + Reading(dBuV).

2.Correction factor (dB/m) = Antenna Factor (dB/m) + Cable loss (dB) – Pre-Amplifier gain (dB).

3.When the peak results are less than average limit, so not need to evaluate the average.

Standard:	FCC Part 15.407	Test Distance:	3 m
Test item:	Harmonic		
Frequency:	5280 MHz		
Mode:	802.11ax HE20		
Ant.Polar.:	Horizontal		



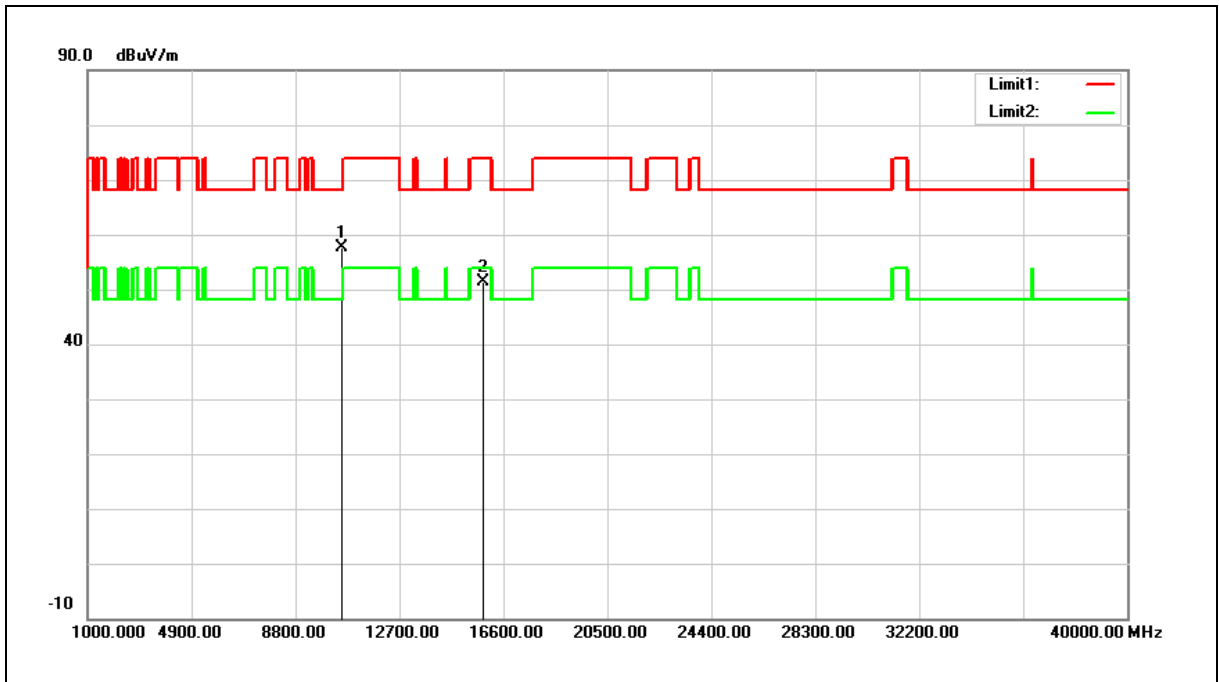
No.	Frequency (MHz)	Reading (dBuV)	Correct Factor (dB/m)	Result (dBuV/m)	Limit (dBuV/m)	Margin (dB)	Remark
1	10560.000	51.01	14.58	65.59	68.20	-2.61	peak
2	15840.000	37.86	15.85	53.71	74.00	-20.29	peak
3	15840.000	30.02	15.85	45.87	54.00	-8.13	AVG

Note: 1. Result (dBuV/m) = Correct Factor (dB/m) + Reading(dBuV).

2. Correction factor (dB/m) = Antenna Factor (dB/m) + Cable loss (dB) – Pre-Amplifier gain (dB).

3. When the peak results are less than average limit, so not need to evaluate the average.

Standard:	FCC Part 15.407	Test Distance:	3 m
Test item:	Harmonic		
Frequency:	5280 MHz		
Mode:	802.11ax HE20		
Ant.Polar.:	Vertical		



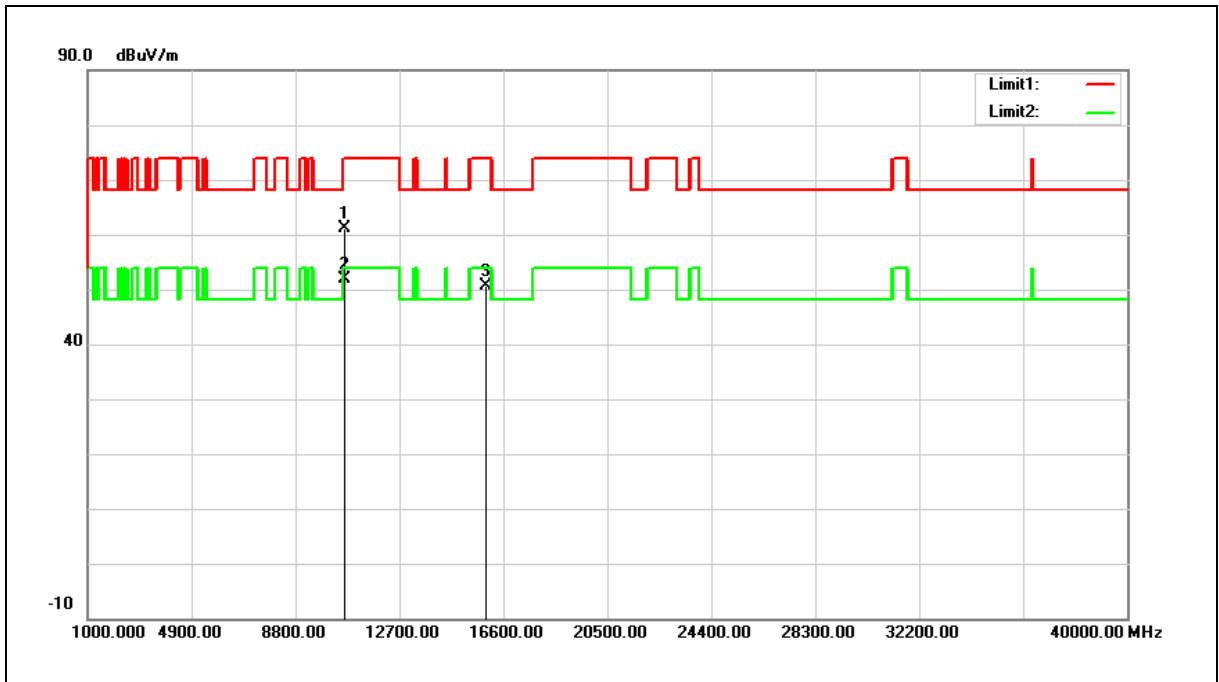
No.	Frequency (MHz)	Reading (dBuV)	Correct Factor (dB/m)	Result (dBuV/m)	Limit (dBuV/m)	Margin (dB)	Remark
1	10560.000	42.94	14.58	57.52	68.20	-10.68	peak
2	15840.000	35.51	15.85	51.36	74.00	-22.64	peak

Note:1.Result (dBuV/m) = Correct Factor (dB/m) + Reading(dBuV).

2.Correction factor (dB/m) = Antenna Factor (dB/m) + Cable loss (dB) – Pre-Amplifier gain (dB).

3.When the peak results are less than average limit, so not need to evaluate the average.

Standard:	FCC Part 15.407	Test Distance:	3 m
Test item:	Harmonic		
Frequency:	5320 MHz		
Mode:	802.11ax HE20		
Ant.Polar.:	Horizontal		



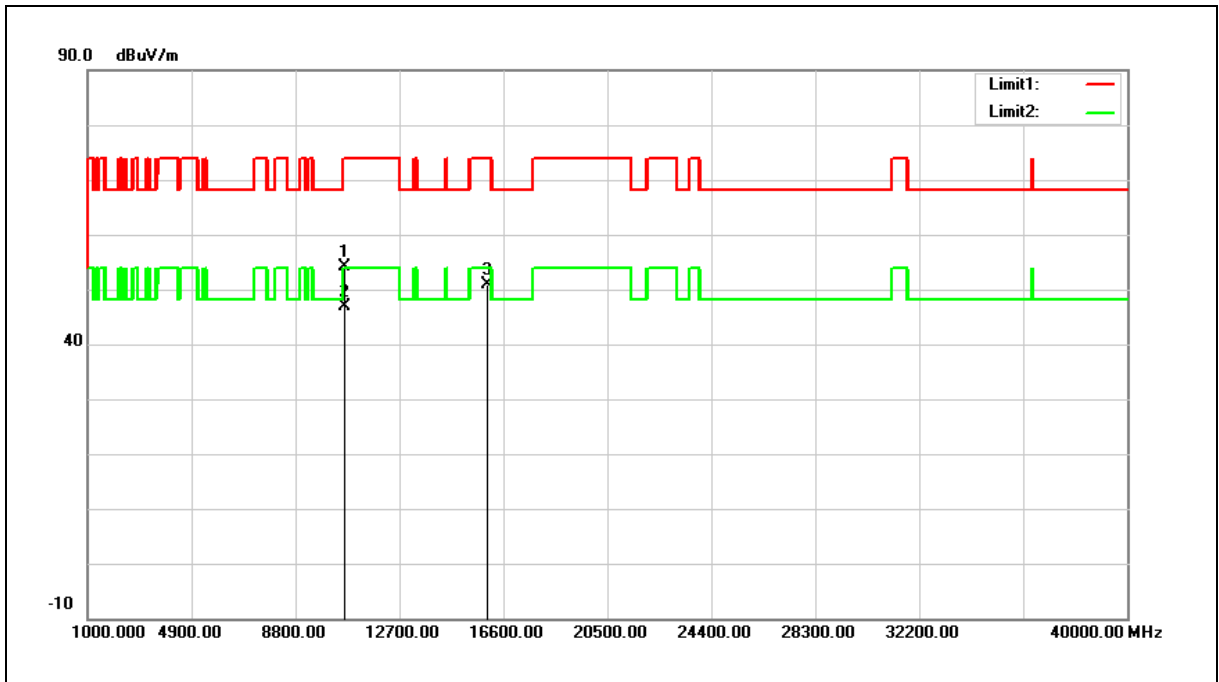
No.	Frequency (MHz)	Reading (dBuV)	Correct Factor (dB/m)	Result (dBuV/m)	Limit (dBuV/m)	Margin (dB)	Remark
1	10640.000	46.62	14.56	61.18	74.00	-12.82	peak
2	10640.000	37.44	14.56	52.00	54.00	-2.00	AVG
3	15960.000	35.11	15.44	50.55	74.00	-23.45	peak

Note:1.Result (dBuV/m) = Correct Factor (dB/m) + Reading(dBuV).

2.Correction factor (dB/m) = Antenna Factor (dB/m) + Cable loss (dB) – Pre-Amplifier gain (dB).

3.When the peak results are less than average limit, so not need to evaluate the average.

Standard:	FCC Part 15.407	Test Distance:	3 m
Test item:	Harmonic		
Frequency:	5320 MHz		
Mode:	802.11ax HE20		
Ant.Polar.:	Vertical		



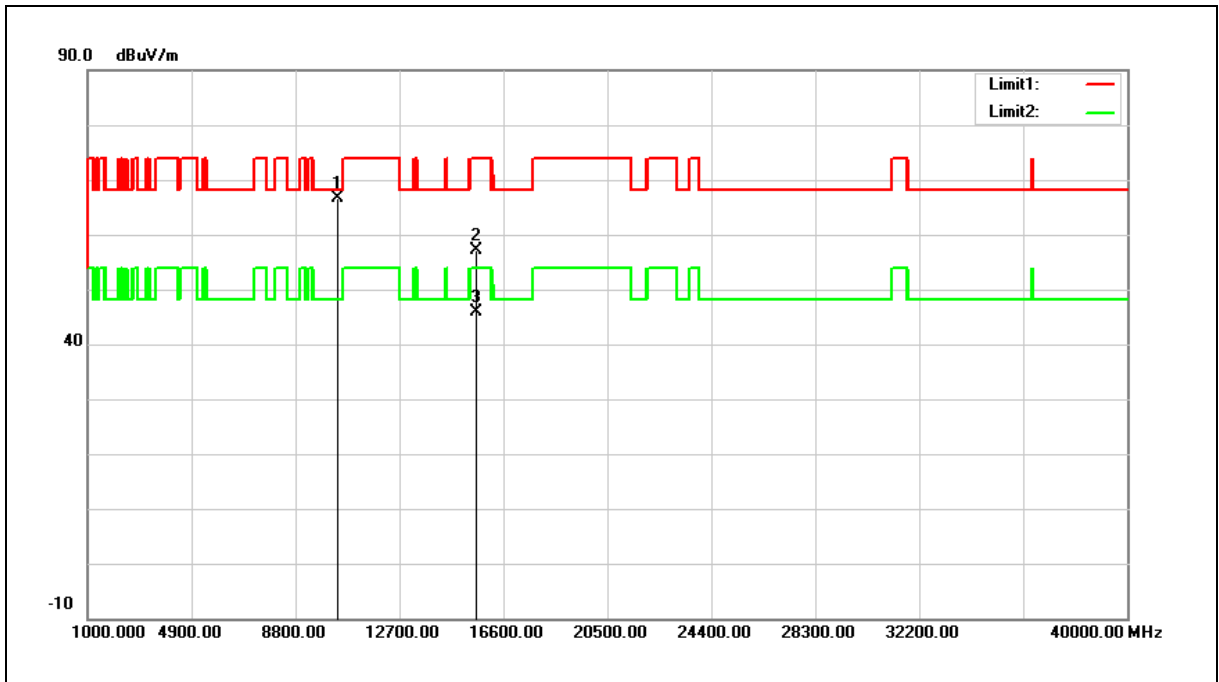
No.	Frequency (MHz)	Reading (dBuV)	Correct Factor (dB/m)	Result (dBuV/m)	Limit (dBuV/m)	Margin (dB)	Remark
1	10640.000	39.54	14.56	54.10	74.00	-19.90	peak
2	10640.000	32.21	14.56	46.77	54.00	-7.23	AVG
3	15960.000	35.35	15.44	50.79	74.00	-23.21	peak

Note:1.Result (dBuV/m) = Correct Factor (dB/m) + Reading(dBuV).

2.Correction factor (dB/m) = Antenna Factor (dB/m) + Cable loss (dB) – Pre-Amplifier gain (dB).

3.When the peak results are less than average limit, so not need to evaluate the average.

Standard:	FCC Part 15.407	Test Distance:	3 m
Test item:	Harmonic		
Frequency:	5190 MHz		
Mode:	802.11ax HE40		
Ant.Polar.:	Horizontal		



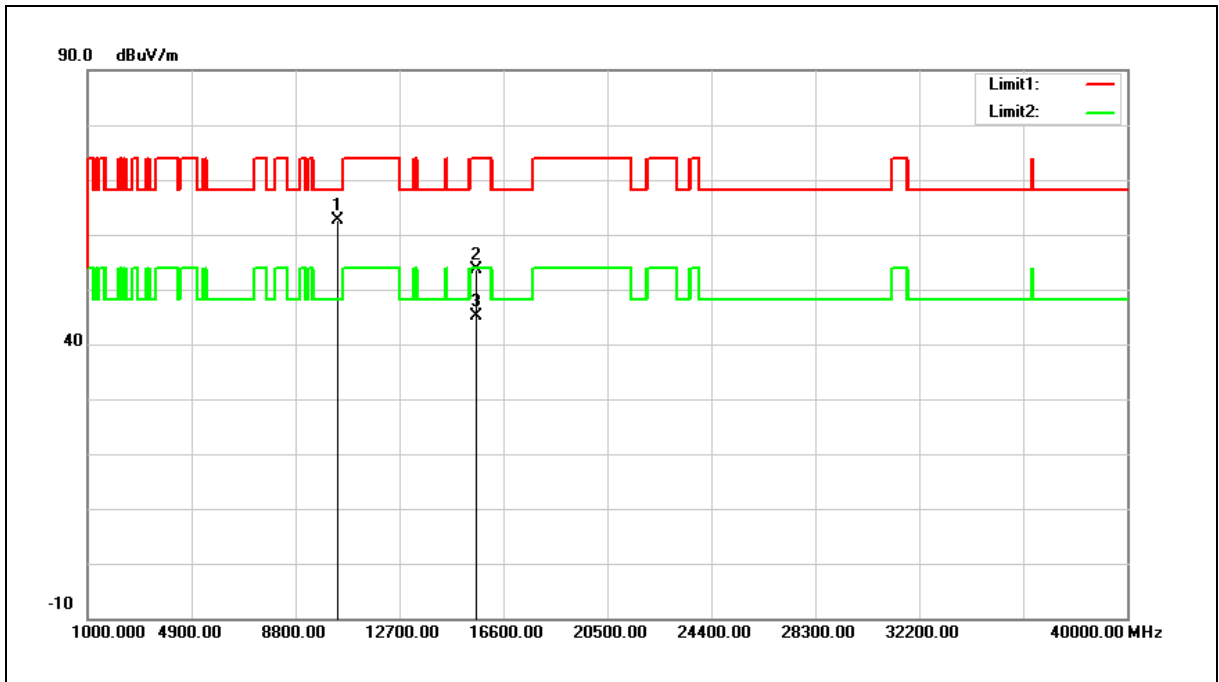
No.	Frequency (MHz)	Reading (dBuV)	Correct Factor (dB/m)	Result (dBuV/m)	Limit (dBuV/m)	Margin (dB)	Remark
1	10380.000	52.35	14.35	66.70	68.20	-1.50	peak
2	15570.000	40.44	16.75	57.19	74.00	-16.81	peak
3	15570.000	29.20	16.75	45.95	54.00	-8.05	AVG

Note:1.Result (dBuV/m) = Correct Factor (dB/m) + Reading(dBuV).

2.Correction factor (dB/m) = Antenna Factor (dB/m) + Cable loss (dB) – Pre-Amplifier gain (dB).

3.When the peak results are less than average limit, so not need to evaluate the average.

Standard:	FCC Part 15.407	Test Distance:	3 m
Test item:	Harmonic		
Frequency:	5190 MHz		
Mode:	802.11ax HE40		
Ant.Polar.:	Vertical		



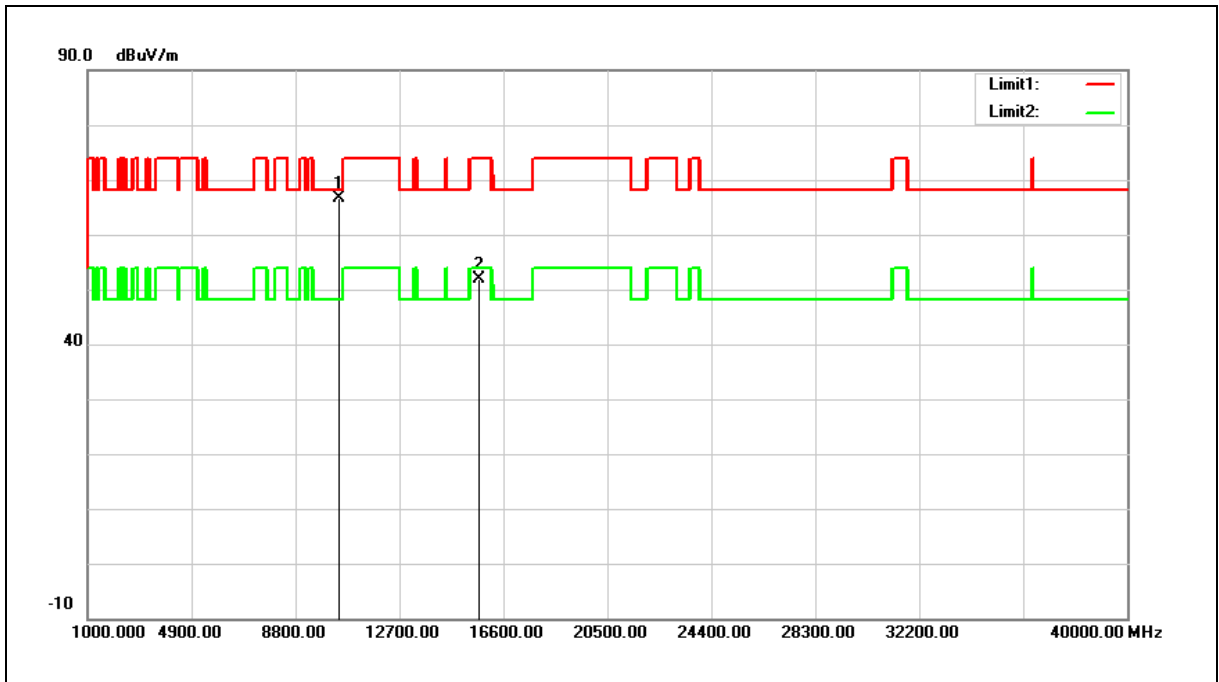
No.	Frequency (MHz)	Reading (dBuV)	Correct Factor (dB/m)	Result (dBuV/m)	Limit (dBuV/m)	Margin (dB)	Remark
1	10380.000	48.22	14.35	62.57	68.20	-5.63	peak
2	15570.000	36.94	16.75	53.69	74.00	-20.31	peak
3	15570.000	28.36	16.75	45.11	54.00	-8.89	AVG

Note: 1. Result (dBuV/m) = Correct Factor (dB/m) + Reading(dBuV).

2. Correction factor (dB/m) = Antenna Factor (dB/m) + Cable loss (dB) – Pre-Amplifier gain (dB).

3. When the peak results are less than average limit, so not need to evaluate the average.

Standard:	FCC Part 15.407	Test Distance:	3 m
Test item:	Harmonic		
Frequency:	5230 MHz		
Mode:	802.11ax HE40		
Ant.Polar.:	Horizontal		



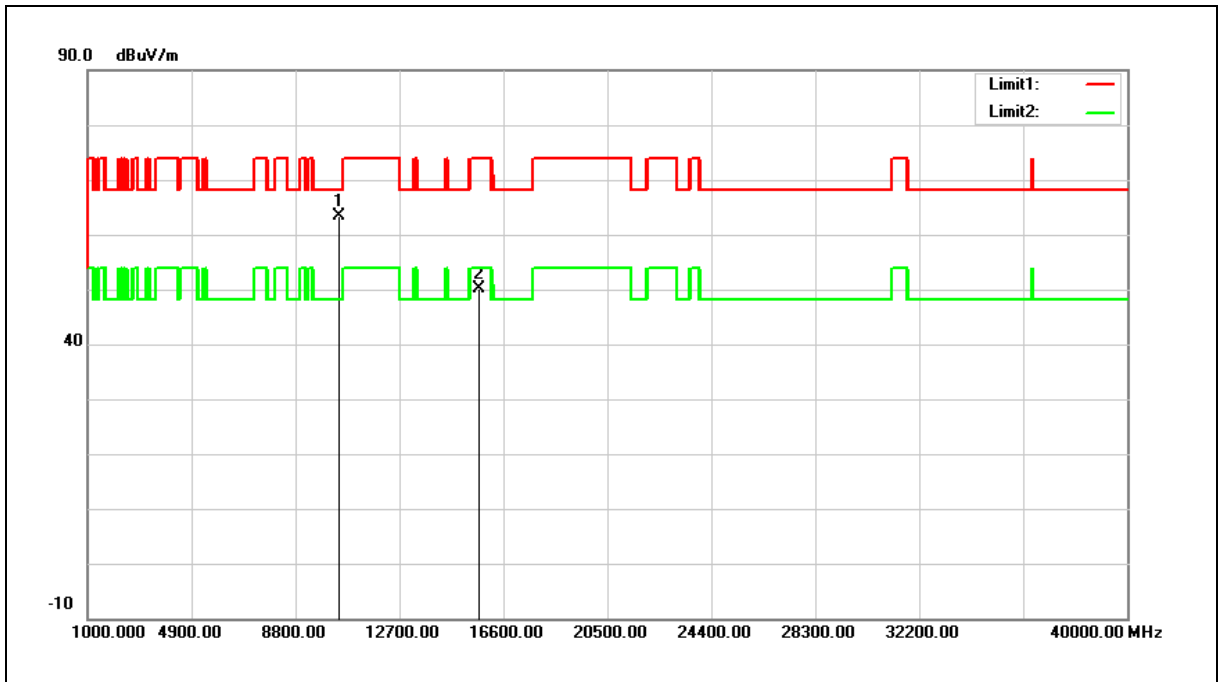
No.	Frequency (MHz)	Reading (dBuV)	Correct Factor (dB/m)	Result (dBuV/m)	Limit (dBuV/m)	Margin (dB)	Remark
1	10460.000	52.05	14.51	66.56	68.20	-1.64	peak
2	15690.000	35.59	16.35	51.94	74.00	-22.06	peak

Note:1.Result (dBuV/m) = Correct Factor (dB/m) + Reading(dBuV).

2.Correction factor (dB/m) = Antenna Factor (dB/m) + Cable loss (dB) – Pre-Amplifier gain (dB).

3.When the peak results are less than average limit, so not need to evaluate the average.

Standard:	FCC Part 15.407	Test Distance:	3 m
Test item:	Harmonic		
Frequency:	5230 MHz		
Mode:	802.11ax HE40		
Ant.Polar.:	Vertical		



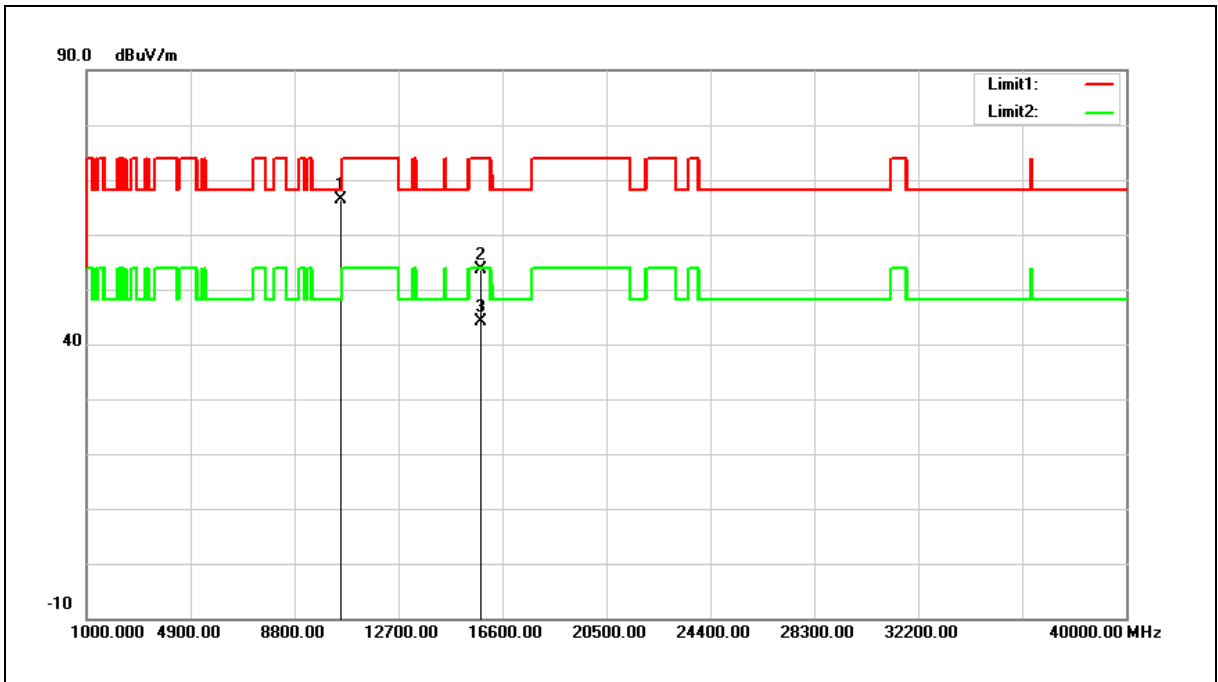
No.	Frequency (MHz)	Reading (dBuV)	Correct Factor (dB/m)	Result (dBuV/m)	Limit (dBuV/m)	Margin (dB)	Remark
1	10460.000	48.76	14.51	63.27	68.20	-4.93	peak
2	15690.000	33.74	16.35	50.09	74.00	-23.91	peak

Note:1.Result (dBuV/m) = Correct Factor (dB/m) + Reading(dBuV).

2.Correction factor (dB/m) = Antenna Factor (dB/m) + Cable loss (dB) – Pre-Amplifier gain (dB).

3.When the peak results are less than average limit, so not need to evaluate the average.

Standard:	FCC Part 15.407	Test Distance:	3 m
Test item:	Harmonic		
Frequency:	5270 MHz		
Mode:	802.11ax HE40		
Ant.Polar.:	Horizontal		



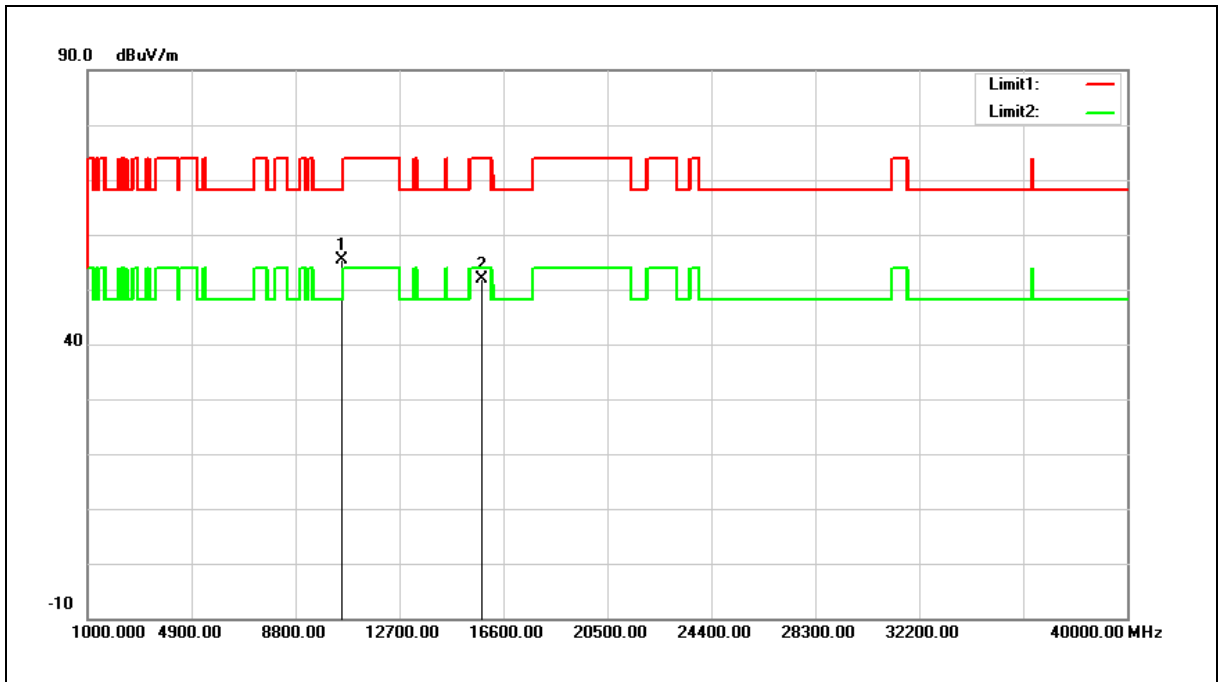
No.	Frequency (MHz)	Reading (dBuV)	Correct Factor (dB/m)	Result (dBuV/m)	Limit (dBuV/m)	Margin (dB)	Remark
1	10540.000	51.89	14.58	66.47	68.20	-1.73	peak
2	15810.000	37.63	15.95	53.58	74.00	-20.42	peak
3	15810.000	28.26	15.95	44.21	54.00	-9.79	AVG

Note:1.Result (dBuV/m) = Correct Factor (dB/m) + Reading(dBuV).

2.Correction factor (dB/m) = Antenna Factor (dB/m) + Cable loss (dB) – Pre-Amplifier gain (dB).

3.When the peak results are less than average limit, so not need to evaluate the average.

Standard:	FCC Part 15.407	Test Distance:	3 m
Test item:	Harmonic		
Frequency:	5270 MHz		
Mode:	802.11ax HE40		
Ant.Polar.:	Vertical		



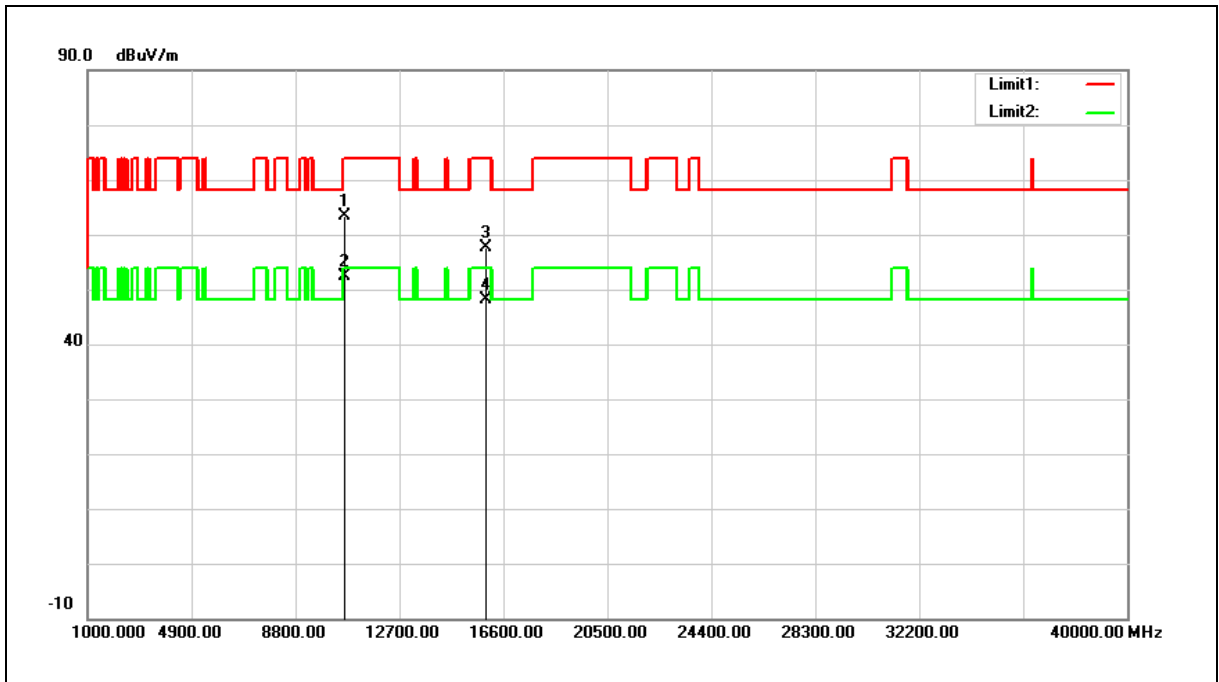
No.	Frequency (MHz)	Reading (dBuV)	Correct Factor (dB/m)	Result (dBuV/m)	Limit (dBuV/m)	Margin (dB)	Remark
1	10540.000	40.78	14.58	55.36	68.20	-12.84	peak
2	15810.000	35.96	15.95	51.91	74.00	-22.09	peak

Note:1.Result (dBuV/m) = Correct Factor (dB/m) + Reading(dBuV).

2.Correction factor (dB/m) = Antenna Factor (dB/m) + Cable loss (dB) – Pre-Amplifier gain (dB).

3.When the peak results are less than average limit, so not need to evaluate the average.

Standard:	FCC Part 15.407	Test Distance:	3 m
Test item:	Harmonic		
Frequency:	5310 MHz		
Mode:	802.11ax HE40		
Ant.Polar.:	Horizontal		



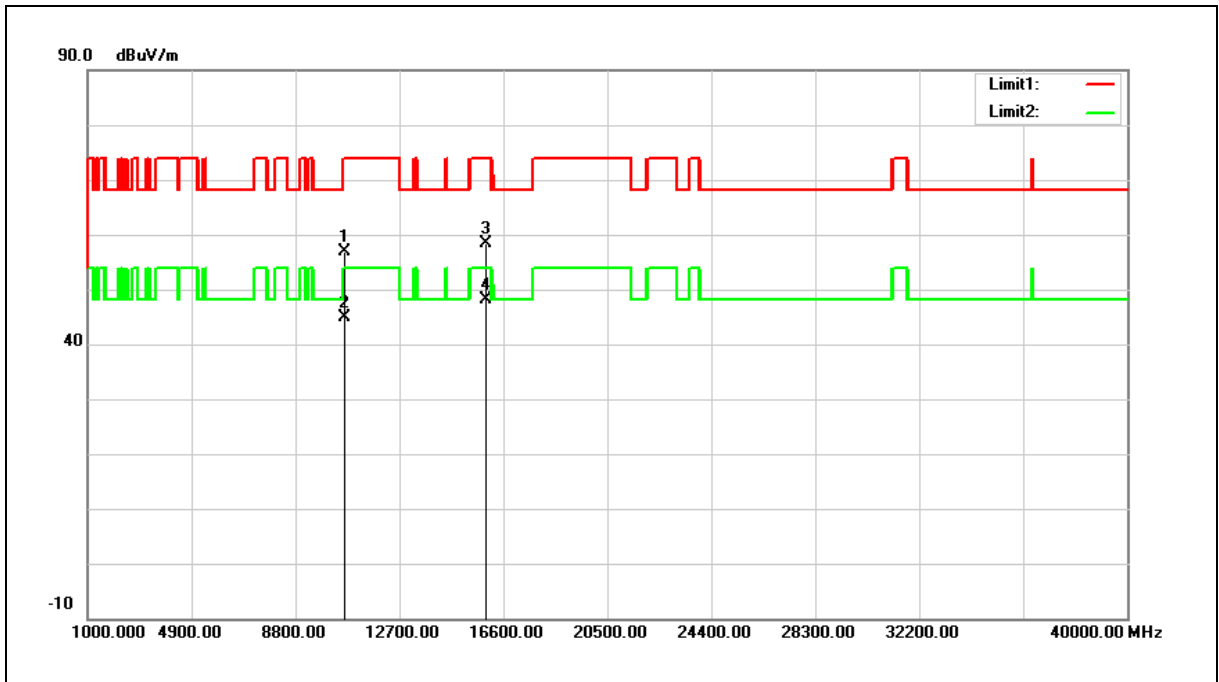
No.	Frequency (MHz)	Reading (dBuV)	Correct Factor (dB/m)	Result (dBuV/m)	Limit (dBuV/m)	Margin (dB)	Remark
1	10620.000	48.90	14.56	63.46	74.00	-10.54	peak
2	10620.000	37.93	14.56	52.49	54.00	-1.51	AVG
3	15930.000	42.02	15.55	57.57	74.00	-16.43	peak
4	15930.000	32.69	15.55	48.24	54.00	-5.76	AVG

Note:1.Result (dBuV/m) = Correct Factor (dB/m) + Reading(dBuV).

2.Correction factor (dB/m) = Antenna Factor (dB/m) + Cable loss (dB) – Pre-Amplifier gain (dB).

3.When the peak results are less than average limit, so not need to evaluate the average.

Standard:	FCC Part 15.407	Test Distance:	3 m
Test item:	Harmonic		
Frequency:	5310 MHz		
Mode:	802.11ax HE40		
Ant.Polar.:	Vertical		



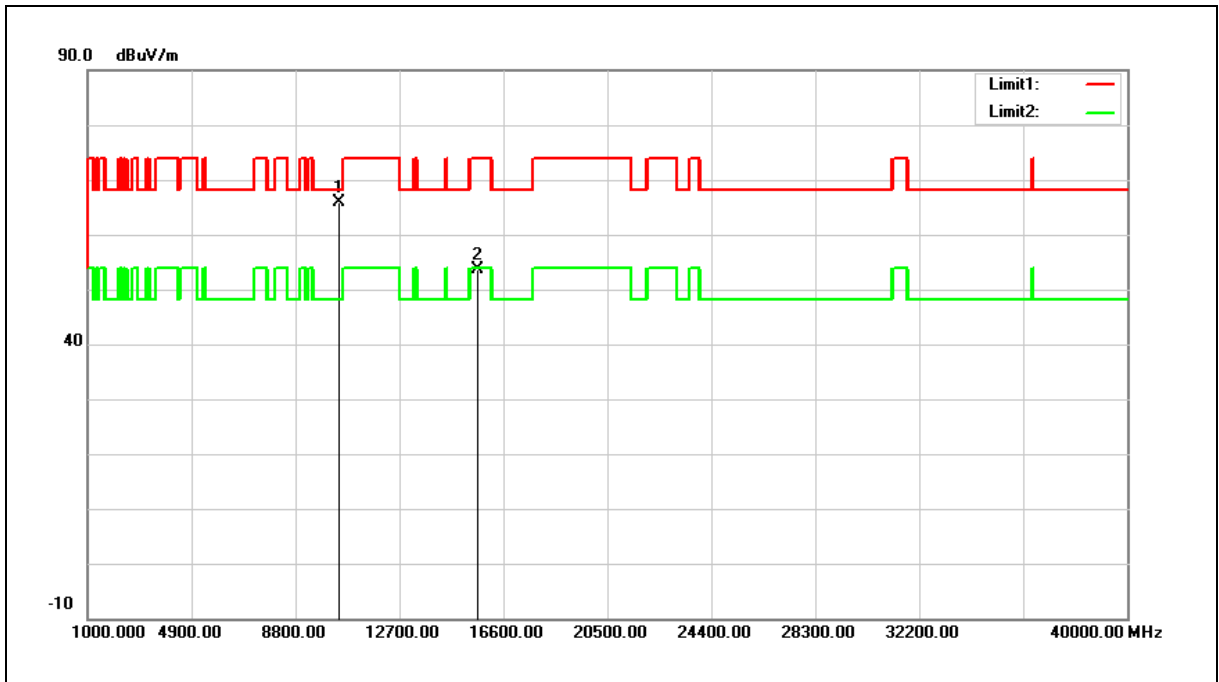
No.	Frequency (MHz)	Reading (dBuV)	Correct Factor (dB/m)	Result (dBuV/m)	Limit (dBuV/m)	Margin (dB)	Remark
1	10620.000	42.42	14.56	56.98	74.00	-17.02	peak
2	10620.000	30.33	14.56	44.89	54.00	-9.11	AVG
3	15930.000	42.92	15.55	58.47	74.00	-15.53	peak
4	15930.000	32.55	15.55	48.10	54.00	-5.90	AVG

Note:1.Result (dBuV/m) = Correct Factor (dB/m) + Reading(dBuV).

2.Correction factor (dB/m) = Antenna Factor (dB/m) + Cable loss (dB) – Pre-Amplifier gain (dB).

3.When the peak results are less than average limit, so not need to evaluate the average.

Standard:	FCC Part 15.407	Test Distance:	3 m
Test item:	Harmonic		
Frequency:	5210 MHz		
Mode:	802.11ax HE80		
Ant.Polar.:	Horizontal		



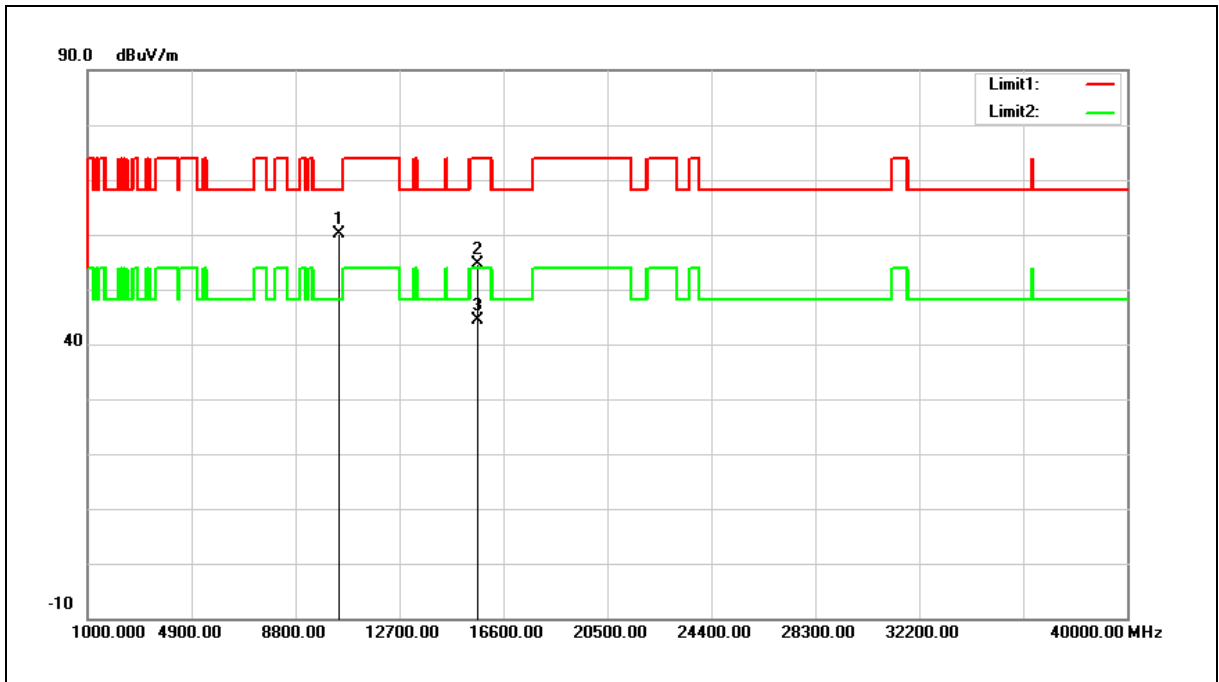
No.	Frequency (MHz)	Reading (dBuV)	Correct Factor (dB/m)	Result (dBuV/m)	Limit (dBuV/m)	Margin (dB)	Remark
1	10420.000	51.41	14.42	65.83	68.20	-2.37	peak
2	15630.000	37.19	16.56	53.75	74.00	-20.25	peak

Note:1.Result (dBuV/m) = Correct Factor (dB/m) + Reading(dBuV).

2.Correction factor (dB/m) = Antenna Factor (dB/m) + Cable loss (dB) – Pre-Amplifier gain (dB).

3.When the peak results are less than average limit, so not need to evaluate the average.

Standard:	FCC Part 15.407	Test Distance:	3 m
Test item:	Harmonic		
Frequency:	5210 MHz		
Mode:	802.11ax HE80		
Ant.Polar.:	Vertical		



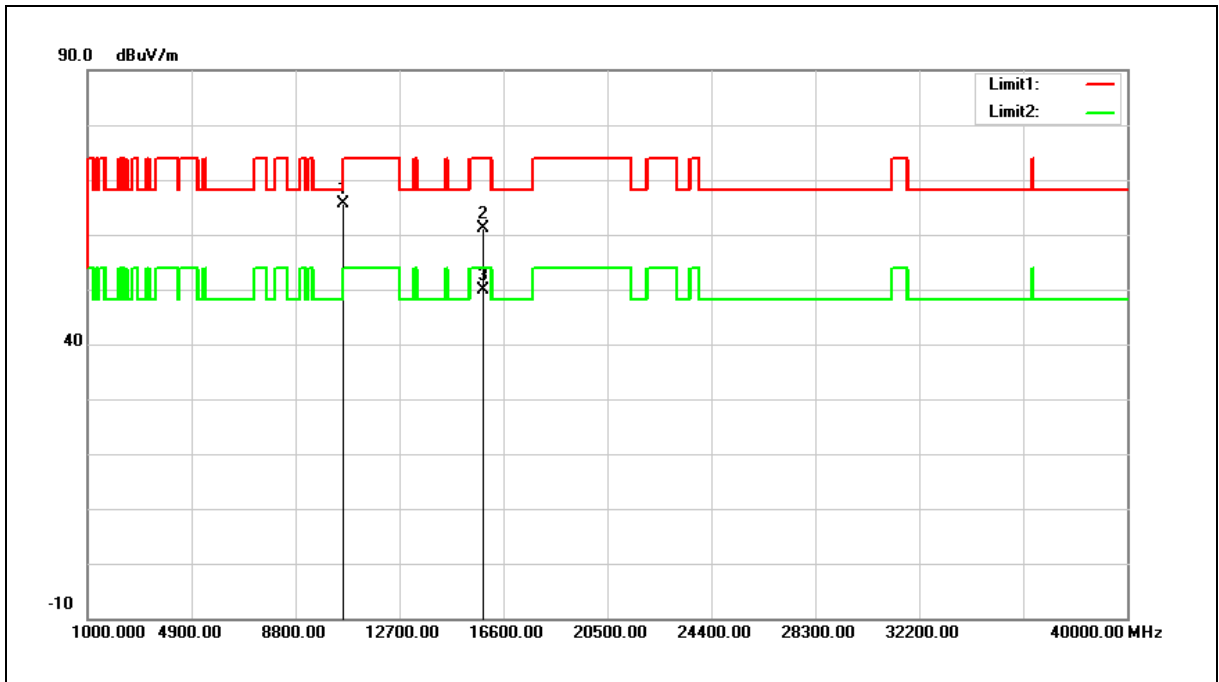
No.	Frequency (MHz)	Reading (dBuV)	Correct Factor (dB/m)	Result (dBuV/m)	Limit (dBuV/m)	Margin (dB)	Remark
1	10420.000	45.59	14.42	60.01	68.20	-8.19	peak
2	15630.000	37.95	16.56	54.51	74.00	-19.49	peak
3	15630.000	27.75	16.56	44.31	54.00	-9.69	AVG

Note:1.Result (dBuV/m) = Correct Factor (dB/m) + Reading(dBuV).

2.Correction factor (dB/m) = Antenna Factor (dB/m) + Cable loss (dB) – Pre-Amplifier gain (dB).

3.When the peak results are less than average limit, so not need to evaluate the average.

Standard:	FCC Part 15.407	Test Distance:	3 m
Test item:	Harmonic		
Frequency:	5290 MHz		
Mode:	802.11ax HE80		
Ant.Polar.:	Horizontal		



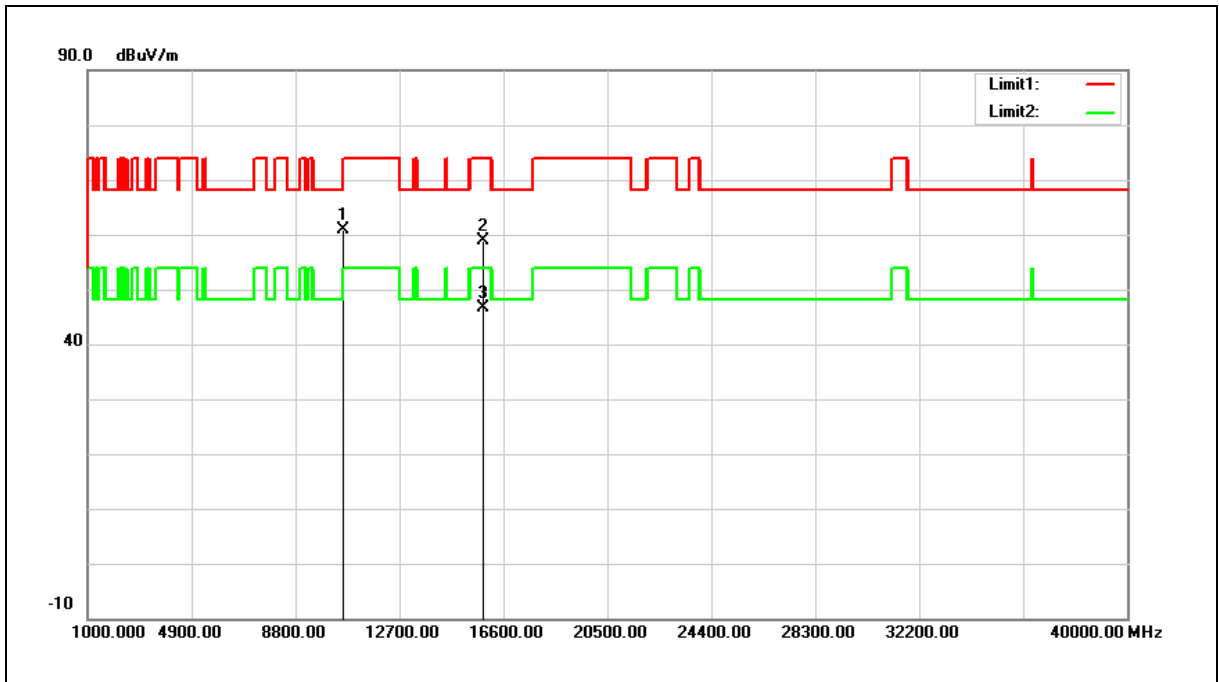
No.	Frequency (MHz)	Reading (dBuV)	Correct Factor (dB/m)	Result (dBuV/m)	Limit (dBuV/m)	Margin (dB)	Remark
1	10580.000	51.18	14.57	65.75	68.20	-2.45	peak
2	15870.000	45.37	15.74	61.11	74.00	-12.89	peak
3	15870.000	34.10	15.74	49.84	54.00	-4.16	AVG

Note:1.Result (dBuV/m) = Correct Factor (dB/m) + Reading(dBuV).

2.Correction factor (dB/m) = Antenna Factor (dB/m) + Cable loss (dB) – Pre-Amplifier gain (dB).

3.When the peak results are less than average limit, so not need to evaluate the average.

Standard:	FCC Part 15.407	Test Distance:	3 m
Test item:	Harmonic		
Frequency:	5290 MHz		
Mode:	802.11ax HE80		
Ant.Polar.:	Vertical		



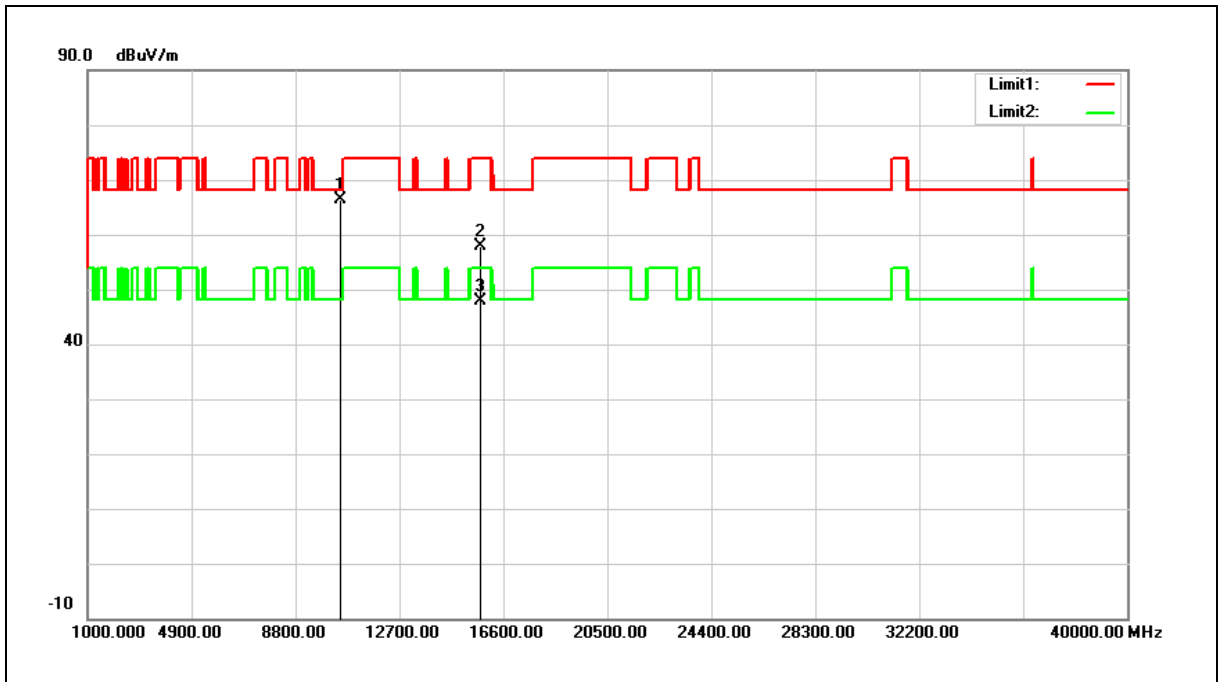
No.	Frequency (MHz)	Reading (dBuV)	Correct Factor (dB/m)	Result (dBuV/m)	Limit (dBuV/m)	Margin (dB)	Remark
1	10580.000	46.26	14.57	60.83	68.20	-7.37	peak
2	15870.000	43.10	15.74	58.84	74.00	-15.16	peak
3	15870.000	30.87	15.74	46.61	54.00	-7.39	AVG

Note: 1. Result (dBuV/m) = Correct Factor (dB/m) + Reading(dBuV).

2. Correction factor (dB/m) = Antenna Factor (dB/m) + Cable loss (dB) – Pre-Amplifier gain (dB).

3. When the peak results are less than average limit, so not need to evaluate the average.

Standard:	FCC Part 15.407	Test Distance:	3 m
Test item:	Harmonic		
Frequency:	5250 MHz		
Mode:	802.11ax HE160		
Ant.Polar.:	Horizontal		



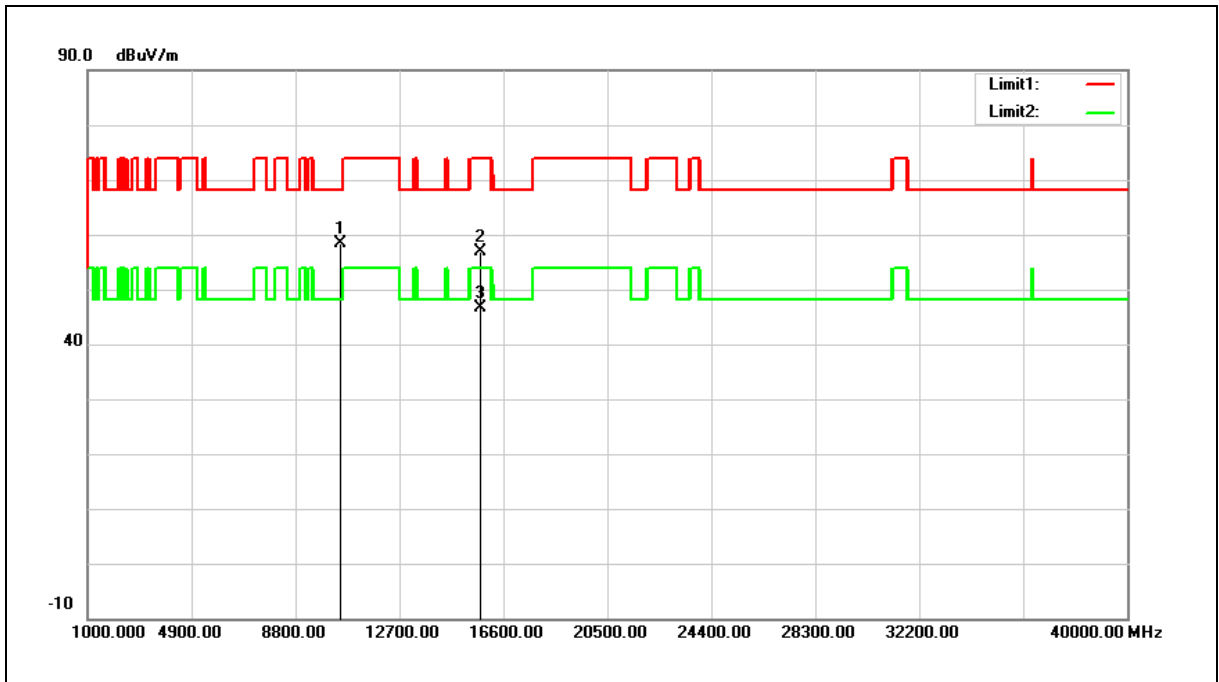
No.	Frequency (MHz)	Reading (dBuV)	Correct Factor (dB/m)	Result (dBuV/m)	Limit (dBuV/m)	Margin (dB)	Remark
1	10500.000	51.84	14.59	66.43	68.20	-1.77	peak
2	15750.000	41.84	16.15	57.99	74.00	-16.01	peak
3	15750.000	31.61	16.15	47.76	54.00	-6.24	AVG

Note: 1. Result (dBuV/m) = Correct Factor (dB/m) + Reading(dBuV).

2. Correction factor (dB/m) = Antenna Factor (dB/m) + Cable loss (dB) – Pre-Amplifier gain (dB).

3. When the peak results are less than average limit, so not need to evaluate the average.

Standard:	FCC Part 15.407	Test Distance:	3 m
Test item:	Harmonic		
Frequency:	5250 MHz		
Mode:	802.11ax HE160		
Ant.Polar.:	Vertical		



No.	Frequency (MHz)	Reading (dBuV)	Correct Factor (dB/m)	Result (dBuV/m)	Limit (dBuV/m)	Margin (dB)	Remark
1	10500.000	43.82	14.59	58.41	68.20	-9.79	peak
2	15750.000	40.70	16.15	56.85	74.00	-17.15	peak
3	15750.000	30.45	16.15	46.60	54.00	-7.40	AVG

Note:1.Result (dBuV/m) = Correct Factor (dB/m) + Reading(dBuV).

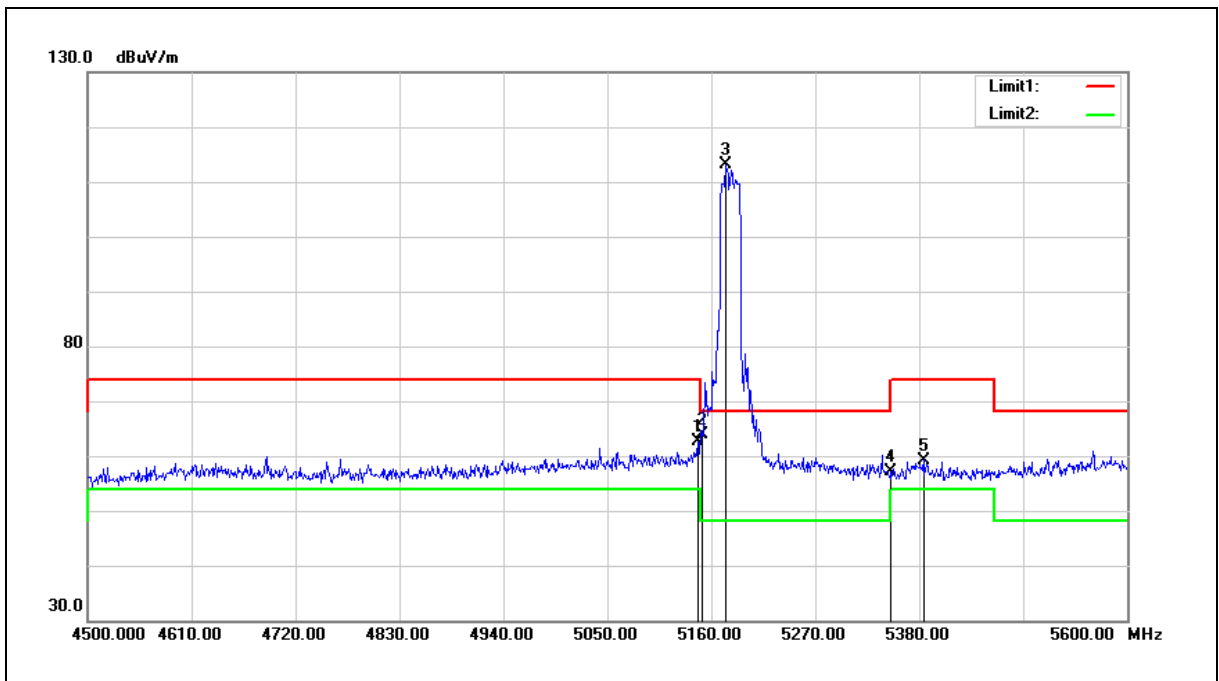
2.Correction factor (dB/m) = Antenna Factor (dB/m) + Cable loss (dB) – Pre-Amplifier gain (dB).

3.When the peak results are less than average limit, so not need to evaluate the average.

Band Edge

Peak

Standard:	FCC Part 15.407	Test Distance:	3 m
Test item:	Band edge		
Frequency:	5180 MHz		
Mode:	802.11ax HE20		
Ant.Polar.:	Horizontal		



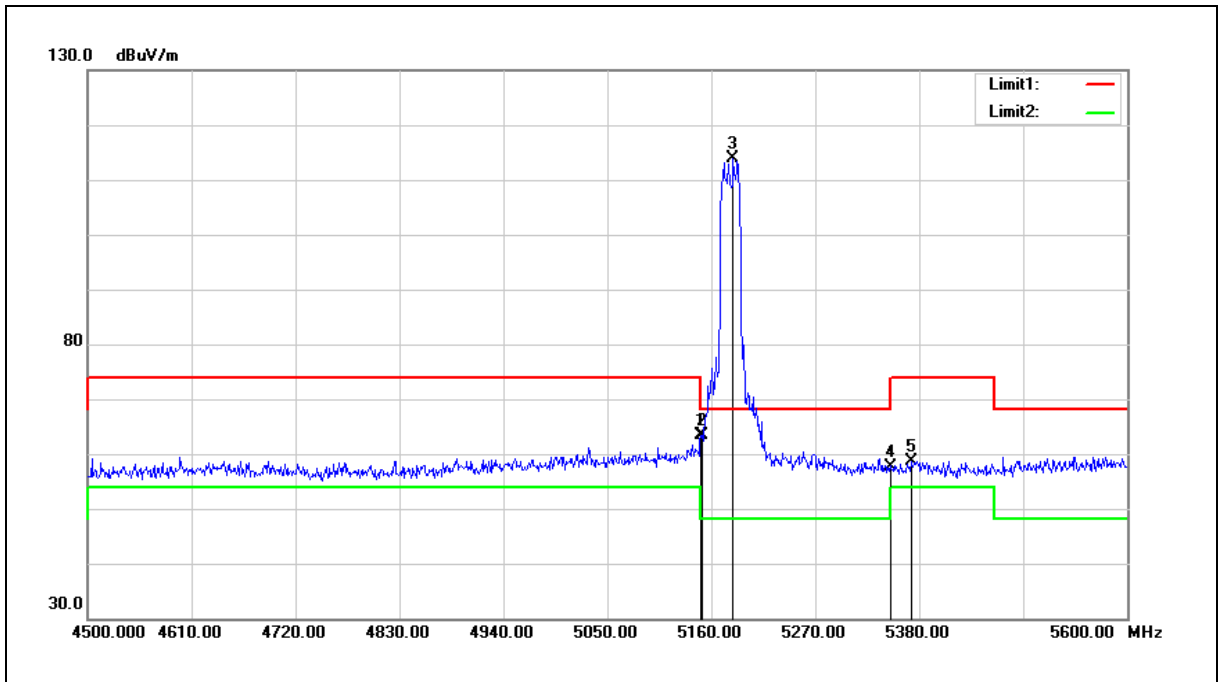
No.	Frequency (MHz)	Reading (dBuV)	Correct Factor (dB/m)	Result (dBuV/m)	Limit (dBuV/m)	Margin (dB)	Remark
1	5145.700	62.62	-0.08	62.54	74.00	-11.46	peak
2	5150.000	63.97	-0.08	63.89	74.00	-10.11	peak
3	5175.400	113.09	-0.03	113.06	68.20	44.86	peak
4	5350.000	56.94	0.30	57.24	74.00	-16.76	peak
5	5384.400	58.89	0.36	59.25	74.00	-14.75	peak

Note: 1. Result (dBuV/m) = Correct Factor (dB/m) + Reading (dBuV).

2. Correction factor (dB/m) = Antenna Factor (dB/m) + Cable loss (dB) – Pre-Amplifier gain (dB).

3. When the peak results are less than average limit, so not need to evaluate the average.

Standard:	FCC Part 15.407	Test Distance:	3 m
Test item:	Band edge		
Frequency:	5180 MHz		
Mode:	802.11ax HE20		
Ant.Polar.:	Vertical		



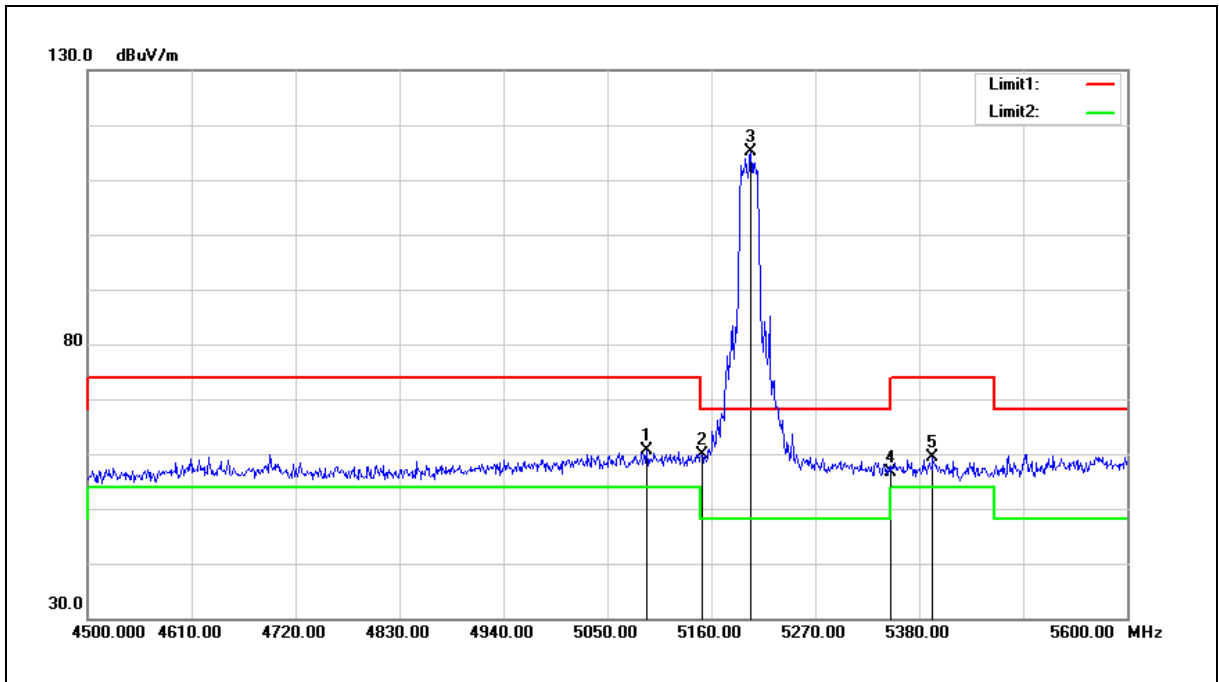
No.	Frequency (MHz)	Reading (dBuV)	Correct Factor (dB/m)	Result (dBuV/m)	Limit (dBuV/m)	Margin (dB)	Remark
1	5149.000	63.44	-0.08	63.36	74.00	-10.64	peak
2	5150.000	63.49	-0.08	63.41	74.00	-10.59	peak
3	5183.100	113.78	-0.02	113.76	68.20	45.56	peak
4	5350.000	57.33	0.30	57.63	74.00	-16.37	peak
5	5371.200	58.31	0.34	58.65	74.00	-15.35	peak

Note: 1.Result (dBuV/m) = Correct Factor (dB/m) + Reading(dBuV).

2.Correction factor (dB/m) = Antenna Factor (dB/m) + Cable loss (dB) – Pre-Amplifier gain (dB).

3.When the peak results are less than average limit, so not need to evaluate the average.

Standard:	FCC Part 15.407	Test Distance:	3 m
Test item:	Band edge		
Frequency:	5200 MHz		
Mode:	802.11ax HE20		
Ant.Polar.:	Horizontal		



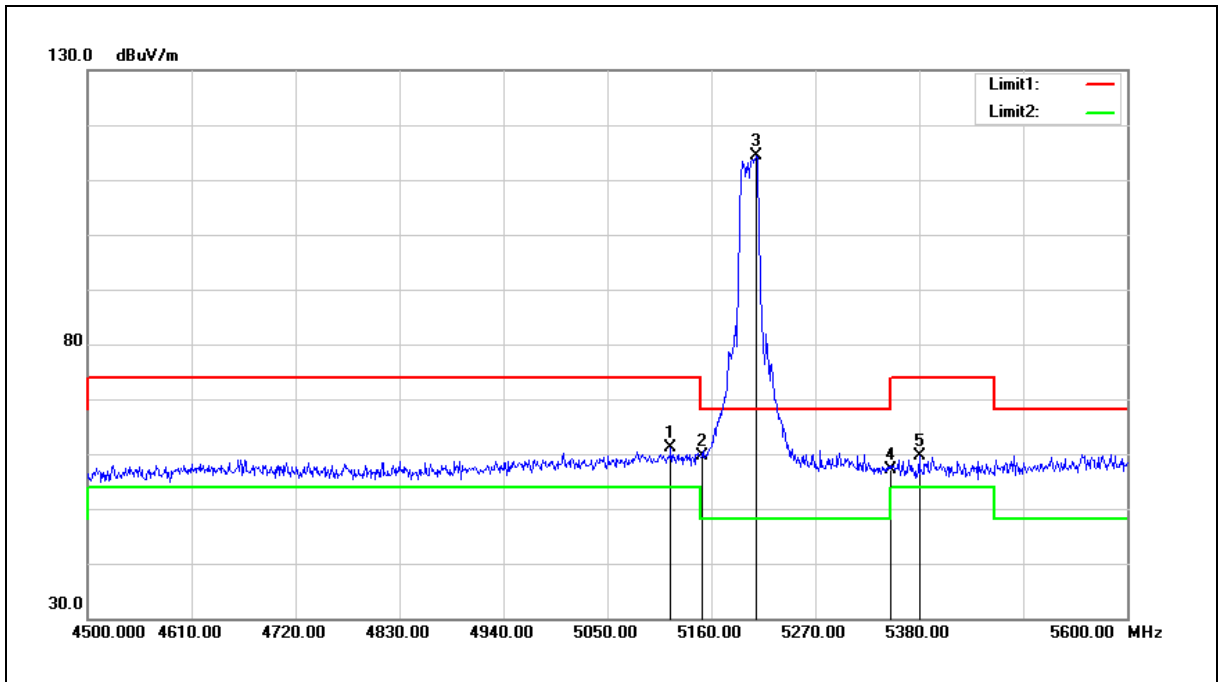
No.	Frequency (MHz)	Reading (dBuV)	Correct Factor (dB/m)	Result (dBuV/m)	Limit (dBuV/m)	Margin (dB)	Remark
1	5091.800	60.90	-0.19	60.71	74.00	-13.29	peak
2	5150.000	60.03	-0.08	59.95	74.00	-14.05	peak
3	5201.800	115.01	0.02	115.03	68.20	46.83	peak
4	5350.000	56.32	0.30	56.62	74.00	-17.38	peak
5	5394.300	58.91	0.38	59.29	74.00	-14.71	peak

Note: 1.Result (dBuV/m) = Correct Factor (dB/m) + Reading(dBuV).

2.Correction factor (dB/m) = Antenna Factor (dB/m) + Cable loss (dB) – Pre-Amplifier gain (dB).

3.When the peak results are less than average limit, so not need to evaluate the average.

Standard:	FCC Part 15.407	Test Distance:	3 m
Test item:	Band edge		
Frequency:	5200 MHz		
Mode:	802.11ax HE20		
Ant.Polar.:	Vertical		



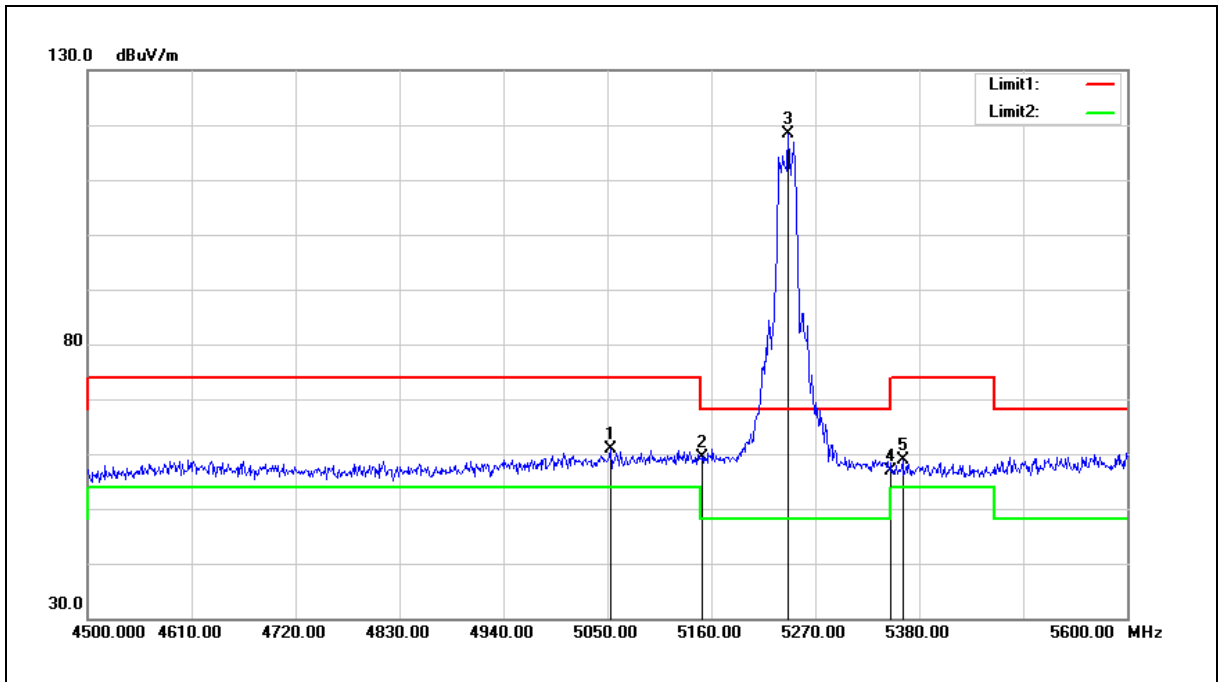
No.	Frequency (MHz)	Reading (dBuV)	Correct Factor (dB/m)	Result (dBuV/m)	Limit (dBuV/m)	Margin (dB)	Remark
1	5117.100	61.26	-0.14	61.12	74.00	-12.88	peak
2	5150.000	59.75	-0.08	59.67	74.00	-14.33	peak
3	5207.300	114.25	0.03	114.28	68.20	46.08	peak
4	5350.000	56.95	0.30	57.25	74.00	-16.75	peak
5	5380.000	59.20	0.35	59.55	74.00	-14.45	peak

Note: 1.Result (dBuV/m) = Correct Factor (dB/m) + Reading(dBuV).

2.Correction factor (dB/m) = Antenna Factor (dB/m) + Cable loss (dB) – Pre-Amplifier gain (dB).

3.When the peak results are less than average limit, so not need to evaluate the average.

Standard:	FCC Part 15.407	Test Distance:	3 m
Test item:	Band edge		
Frequency:	5240 MHz		
Mode:	802.11ax HE20		
Ant.Polar.:	Horizontal		



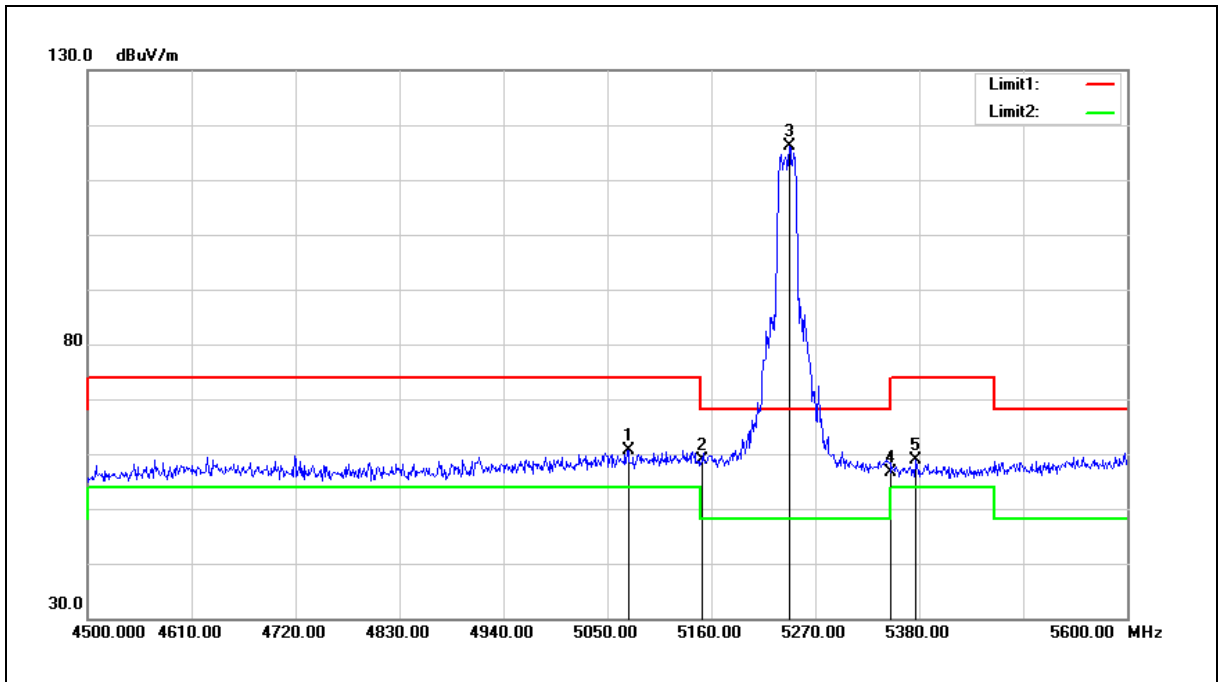
No.	Frequency (MHz)	Reading (dBuV)	Correct Factor (dB/m)	Result (dBuV/m)	Limit (dBuV/m)	Margin (dB)	Remark
1	5053.300	61.04	-0.26	60.78	74.00	-13.22	peak
2	5150.000	59.46	-0.08	59.38	74.00	-14.62	peak
3	5241.400	118.19	0.09	118.28	68.20	50.08	peak
4	5350.000	56.65	0.30	56.95	74.00	-17.05	peak
5	5362.400	58.50	0.31	58.81	74.00	-15.19	peak

Note: 1.Result (dBuV/m) = Correct Factor (dB/m) + Reading(dBuV).

2.Correction factor (dB/m) = Antenna Factor (dB/m) + Cable loss (dB) – Pre-Amplifier gain (dB).

3.When the peak results are less than average limit, so not need to evaluate the average.

Standard:	FCC Part 15.407	Test Distance:	3 m
Test item:	Band edge		
Frequency:	5240 MHz		
Mode:	802.11ax HE20		
Ant.Polar.:	Vertical		



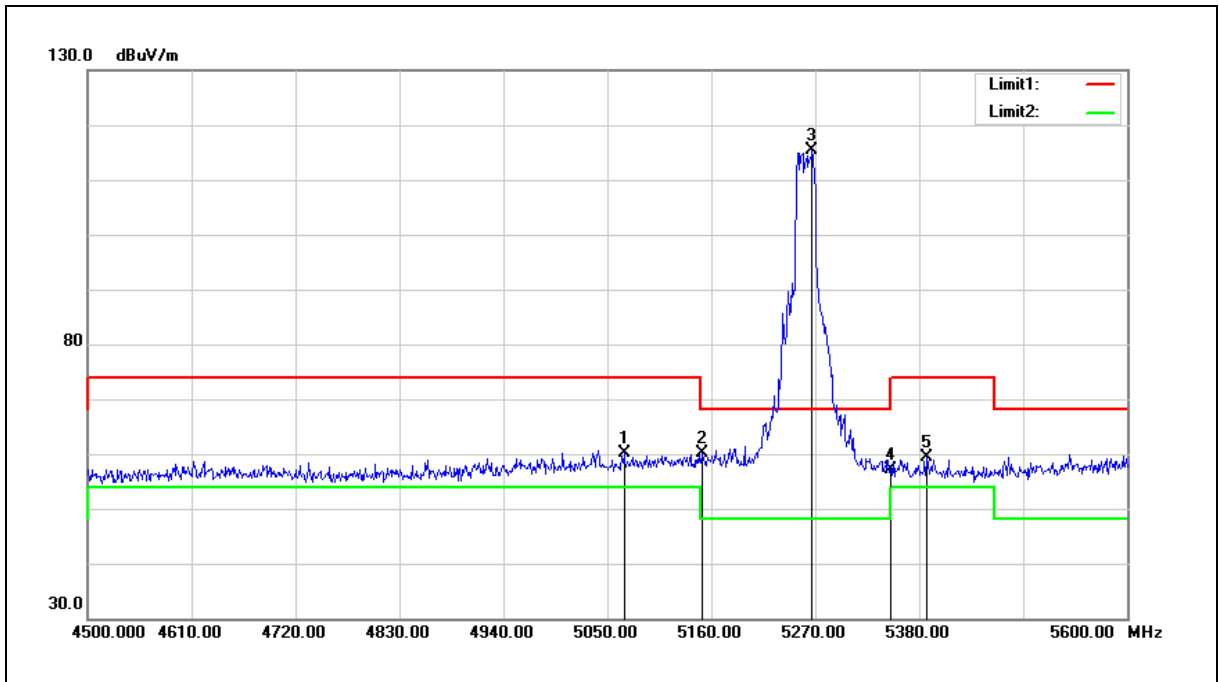
No.	Frequency (MHz)	Reading (dBuV)	Correct Factor (dB/m)	Result (dBuV/m)	Limit (dBuV/m)	Margin (dB)	Remark
1	5072.000	60.93	-0.23	60.70	74.00	-13.30	peak
2	5150.000	59.00	-0.08	58.92	74.00	-15.08	peak
3	5242.500	116.05	0.09	116.14	68.20	47.94	peak
4	5350.000	56.35	0.30	56.65	74.00	-17.35	peak
5	5376.700	58.48	0.34	58.82	74.00	-15.18	peak

Note: 1.Result (dBuV/m) = Correct Factor (dB/m) + Reading(dBuV).

2.Correction factor (dB/m) = Antenna Factor (dB/m) + Cable loss (dB) – Pre-Amplifier gain (dB).

3.When the peak results are less than average limit, so not need to evaluate the average.

Standard:	FCC Part 15.407	Test Distance:	3 m
Test item:	Band edge		
Frequency:	5260 MHz		
Mode:	802.11ax HE20		
Ant.Polar.:	Horizontal		



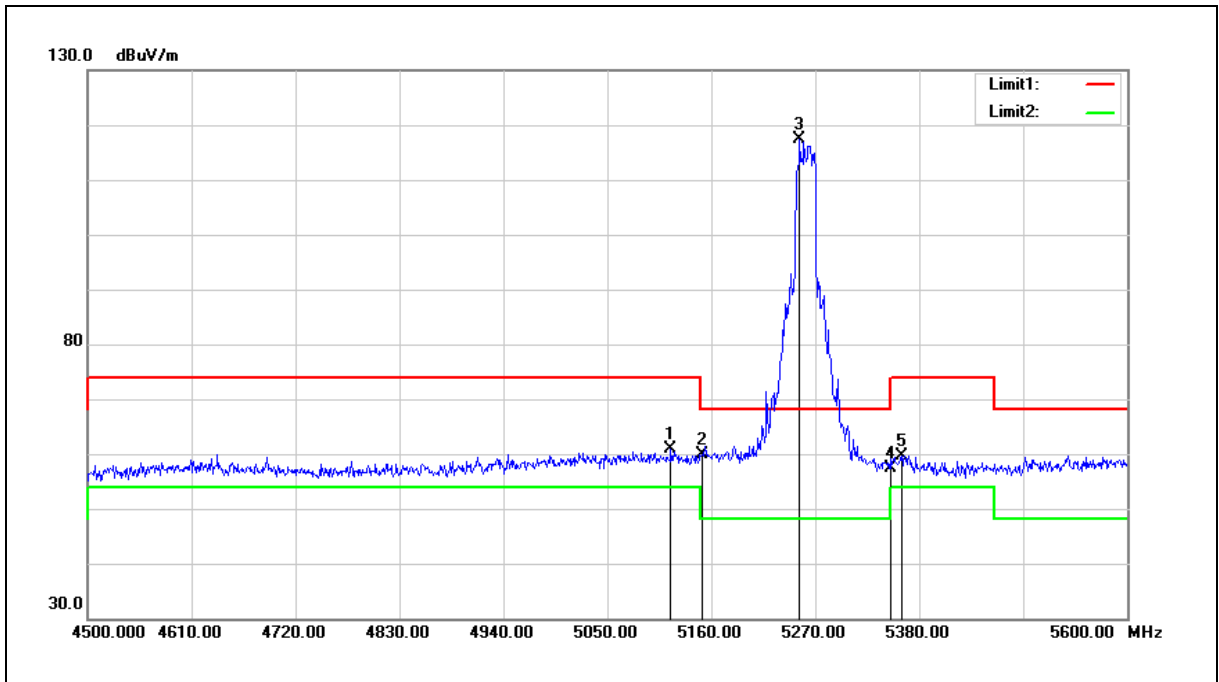
No.	Frequency (MHz)	Reading (dBuV)	Correct Factor (dB/m)	Result (dBuV/m)	Limit (dBuV/m)	Margin (dB)	Remark
1	5067.600	60.27	-0.24	60.03	74.00	-13.97	peak
2	5150.000	60.21	-0.08	60.13	74.00	-13.87	peak
3	5266.700	115.36	0.13	115.49	68.20	47.29	peak
4	5350.000	56.83	0.30	57.13	74.00	-16.87	peak
5	5387.700	58.98	0.36	59.34	74.00	-14.66	peak

Note: 1.Result (dBuV/m) = Correct Factor (dB/m) + Reading(dBuV).

2.Correction factor (dB/m) = Antenna Factor (dB/m) + Cable loss (dB) – Pre-Amplifier gain (dB).

3.When the peak results are less than average limit, so not need to evaluate the average.

Standard:	FCC Part 15.407	Test Distance:	3 m
Test item:	Band edge		
Frequency:	5260 MHz		
Mode:	802.11ax HE20		
Ant.Polar.:	Vertical		



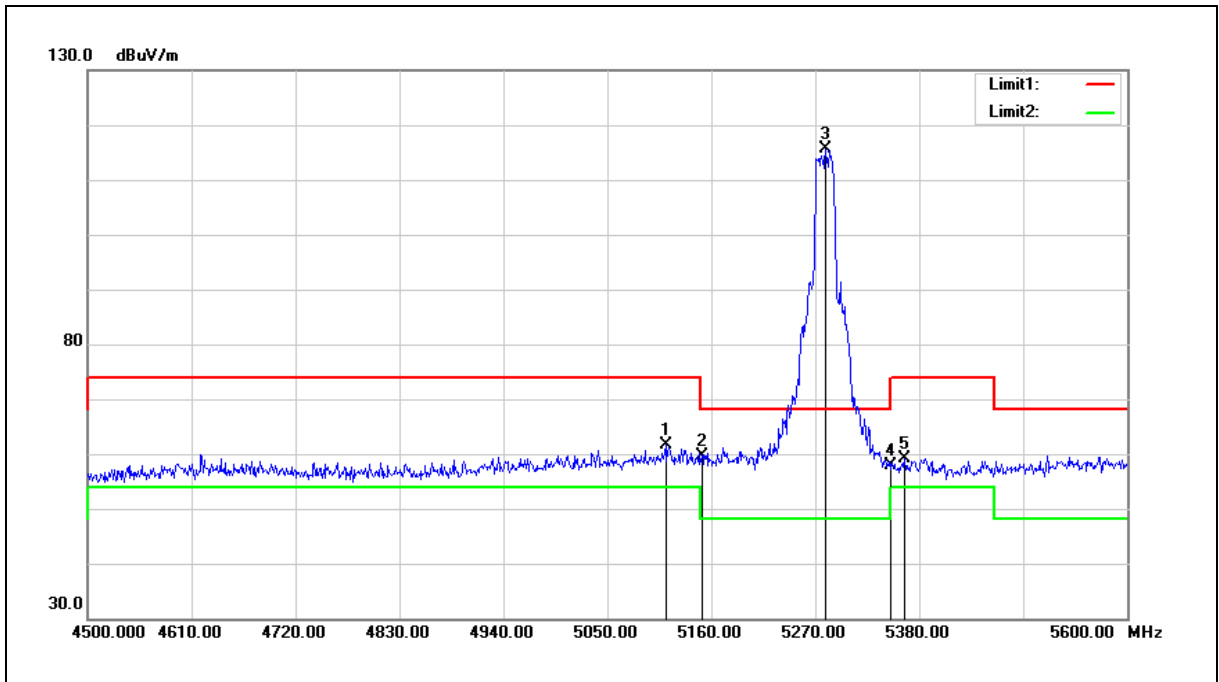
No.	Frequency (MHz)	Reading (dBuV)	Correct Factor (dB/m)	Result (dBuV/m)	Limit (dBuV/m)	Margin (dB)	Remark
1	5117.100	61.01	-0.14	60.87	74.00	-13.13	peak
2	5150.000	59.89	-0.08	59.81	74.00	-14.19	peak
3	5253.500	117.19	0.12	117.31	68.20	49.11	peak
4	5350.000	57.19	0.30	57.49	74.00	-16.51	peak
5	5361.300	59.44	0.31	59.75	74.00	-14.25	peak

Note: 1.Result (dBuV/m) = Correct Factor (dB/m) + Reading(dBuV).

2.Correction factor (dB/m) = Antenna Factor (dB/m) + Cable loss (dB) – Pre-Amplifier gain (dB).

3.When the peak results are less than average limit, so not need to evaluate the average.

Standard:	FCC Part 15.407	Test Distance:	3 m
Test item:	Band edge		
Frequency:	5280 MHz		
Mode:	802.11ax HE20		
Ant.Polar.:	Horizontal		



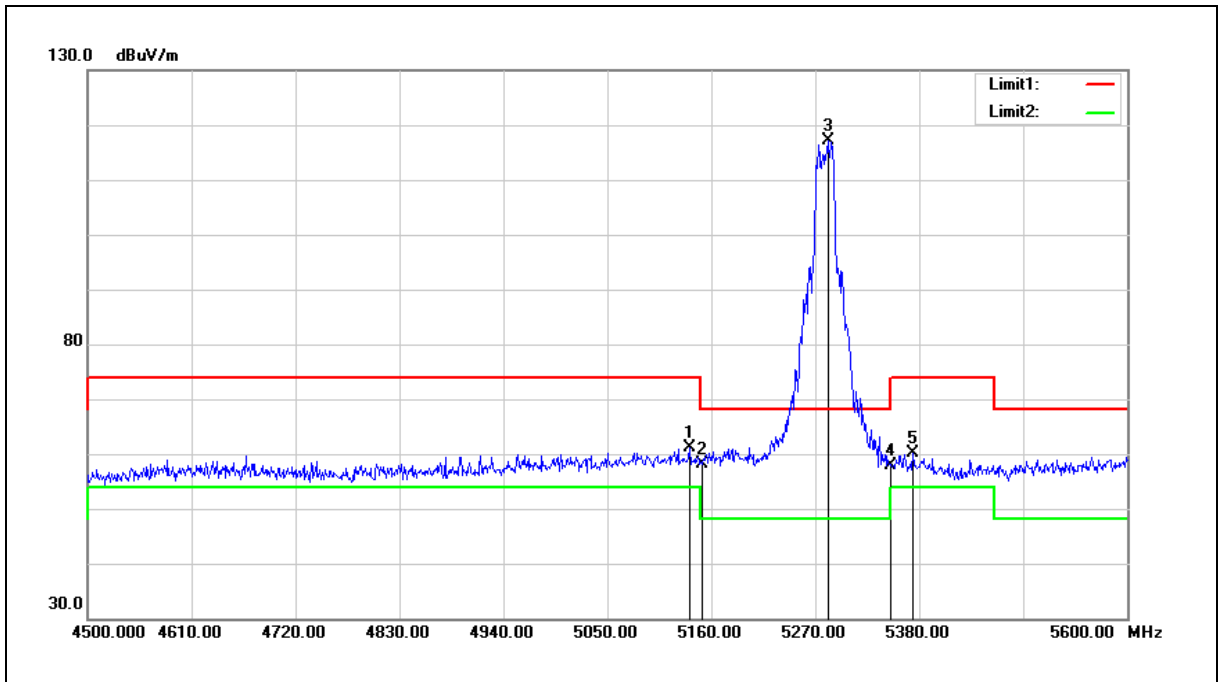
No.	Frequency (MHz)	Reading (dBuV)	Correct Factor (dB/m)	Result (dBuV/m)	Limit (dBuV/m)	Margin (dB)	Remark
1	5111.600	61.70	-0.15	61.55	74.00	-12.45	peak
2	5150.000	59.72	-0.08	59.64	74.00	-14.36	peak
3	5281.000	115.56	0.17	115.73	68.20	47.53	peak
4	5350.000	57.57	0.30	57.87	74.00	-16.13	peak
5	5364.600	58.83	0.32	59.15	74.00	-14.85	peak

Note: 1. Result (dBuV/m) = Correct Factor (dB/m) + Reading (dBuV).

2. Correction factor (dB/m) = Antenna Factor (dB/m) + Cable loss (dB) – Pre-Amplifier gain (dB).

3. When the peak results are less than average limit, so not need to evaluate the average.

Standard:	FCC Part 15.407	Test Distance:	3 m
Test item:	Band edge		
Frequency:	5280 MHz		
Mode:	802.11ax HE20		
Ant.Polar.:	Vertical		



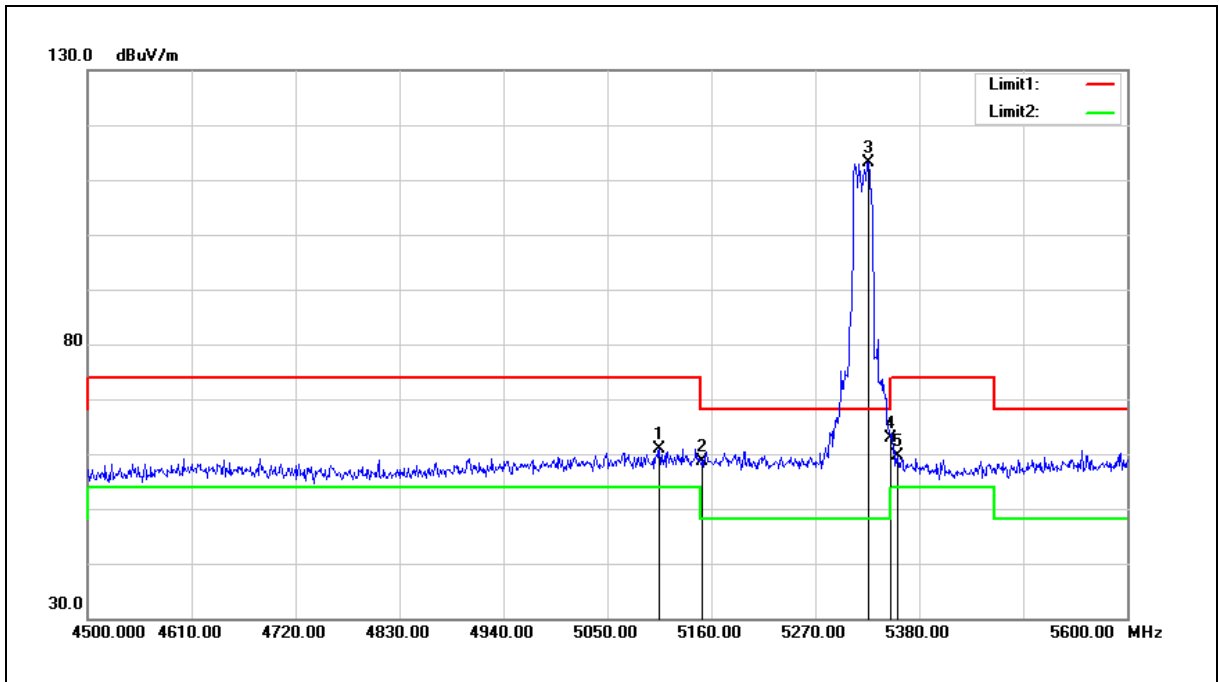
No.	Frequency (MHz)	Reading (dBuV)	Correct Factor (dB/m)	Result (dBuV/m)	Limit (dBuV/m)	Margin (dB)	Remark
1	5136.900	61.35	-0.10	61.25	74.00	-12.75	peak
2	5150.000	58.29	-0.08	58.21	74.00	-15.79	peak
3	5283.200	116.88	0.18	117.06	68.20	48.86	peak
4	5350.000	57.64	0.30	57.94	74.00	-16.06	peak
5	5373.400	59.77	0.34	60.11	74.00	-13.89	peak

Note: 1.Result (dBuV/m) = Correct Factor (dB/m) + Reading(dBuV).

2.Correction factor (dB/m) = Antenna Factor (dB/m) + Cable loss (dB) – Pre-Amplifier gain (dB).

3.When the peak results are less than average limit, so not need to evaluate the average.

Standard:	FCC Part 15.407	Test Distance:	3 m
Test item:	Band edge		
Frequency:	5320 MHz		
Mode:	802.11ax HE20		
Ant.Polar.:	Horizontal		



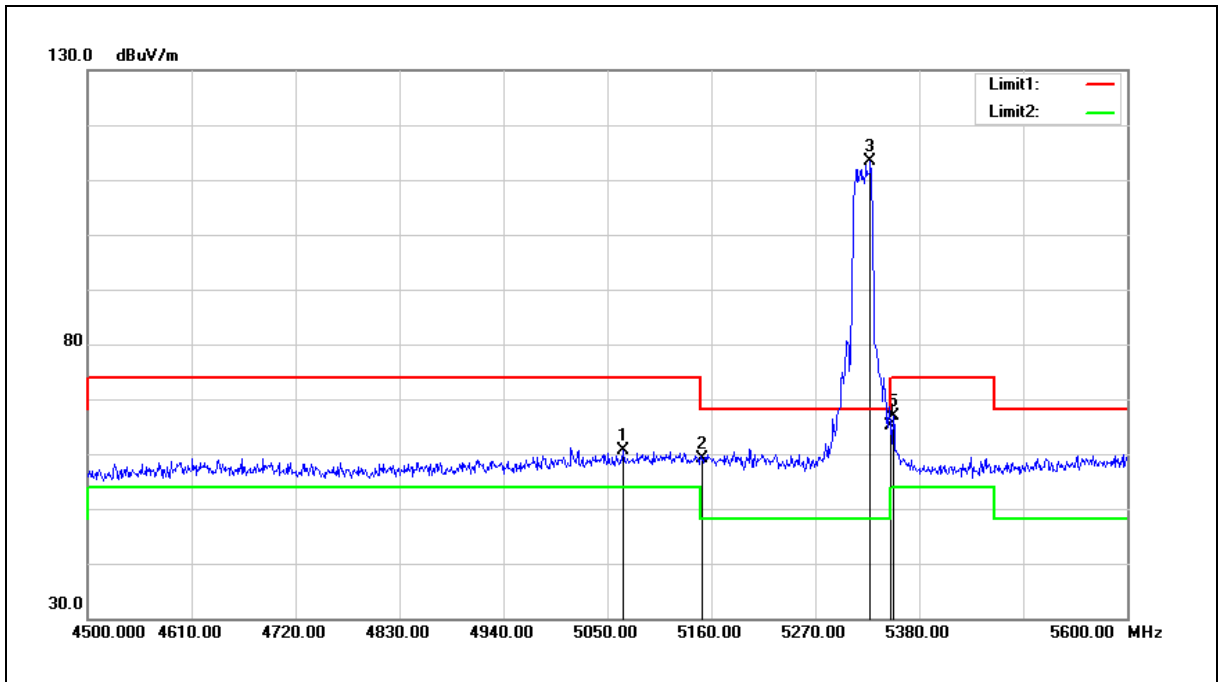
No.	Frequency (MHz)	Reading (dBuV)	Correct Factor (dB/m)	Result (dBuV/m)	Limit (dBuV/m)	Margin (dB)	Remark
1	5105.000	61.13	-0.16	60.97	74.00	-13.03	peak
2	5150.000	58.70	-0.08	58.62	74.00	-15.38	peak
3	5326.100	112.94	0.25	113.19	68.20	44.99	peak
4	5350.000	62.53	0.30	62.83	74.00	-11.17	peak
5	5356.900	59.38	0.31	59.69	74.00	-14.31	peak

Note: 1.Result (dBuV/m) = Correct Factor (dB/m) + Reading(dBuV).

2.Correction factor (dB/m) = Antenna Factor (dB/m) + Cable loss (dB) – Pre-Amplifier gain (dB).

3.When the peak results are less than average limit, so not need to evaluate the average.

Standard:	FCC Part 15.407	Test Distance:	3 m
Test item:	Band edge		
Frequency:	5320 MHz		
Mode:	802.11ax HE20		
Ant.Polar.:	Vertical		



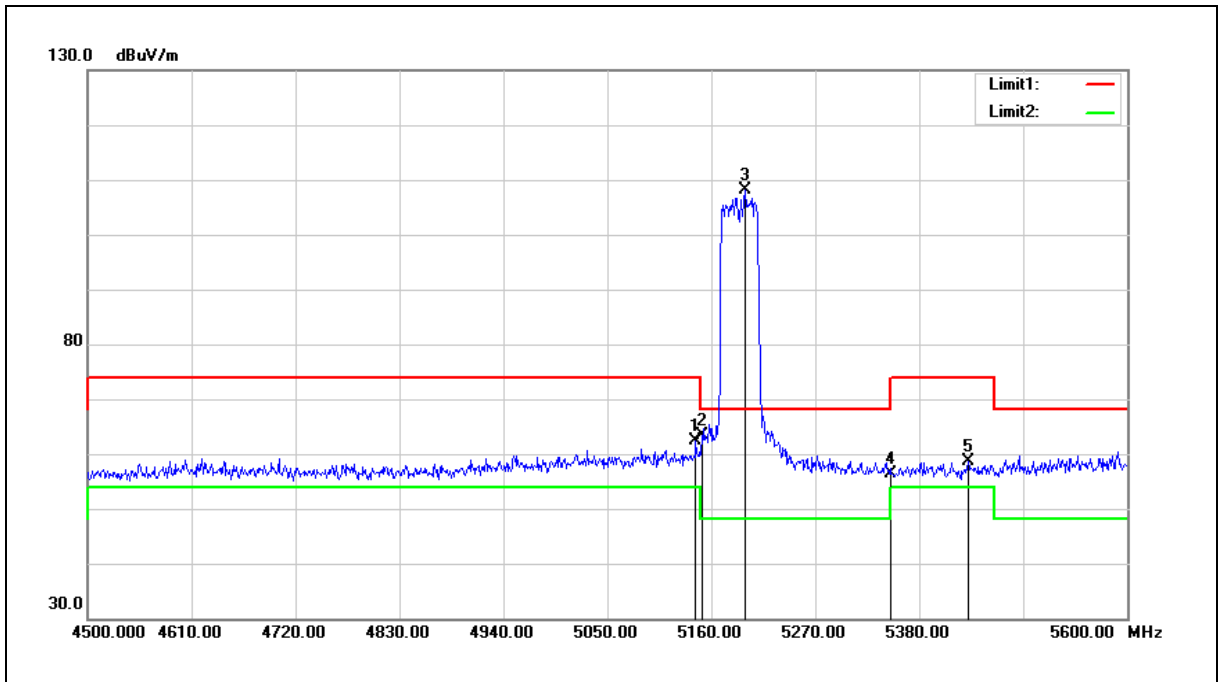
No.	Frequency (MHz)	Reading (dBuV)	Correct Factor (dB/m)	Result (dBuV/m)	Limit (dBuV/m)	Margin (dB)	Remark
1	5066.500	60.83	-0.24	60.59	74.00	-13.41	peak
2	5150.000	59.24	-0.08	59.16	74.00	-14.84	peak
3	5328.300	113.07	0.25	113.32	68.20	45.12	peak
4	5350.000	64.81	0.30	65.11	74.00	-8.89	peak
5	5352.500	66.68	0.30	66.98	74.00	-7.02	peak

Note: 1.Result (dBuV/m) = Correct Factor (dB/m) + Reading(dBuV).

2.Correction factor (dB/m) = Antenna Factor (dB/m) + Cable loss (dB) – Pre-Amplifier gain (dB).

3.When the peak results are less than average limit, so not need to evaluate the average.

Standard:	FCC Part 15.407	Test Distance:	3 m
Test item:	Band edge		
Frequency:	5190 MHz		
Mode:	802.11ax HE40		
Ant.Polar.:	Horizontal		



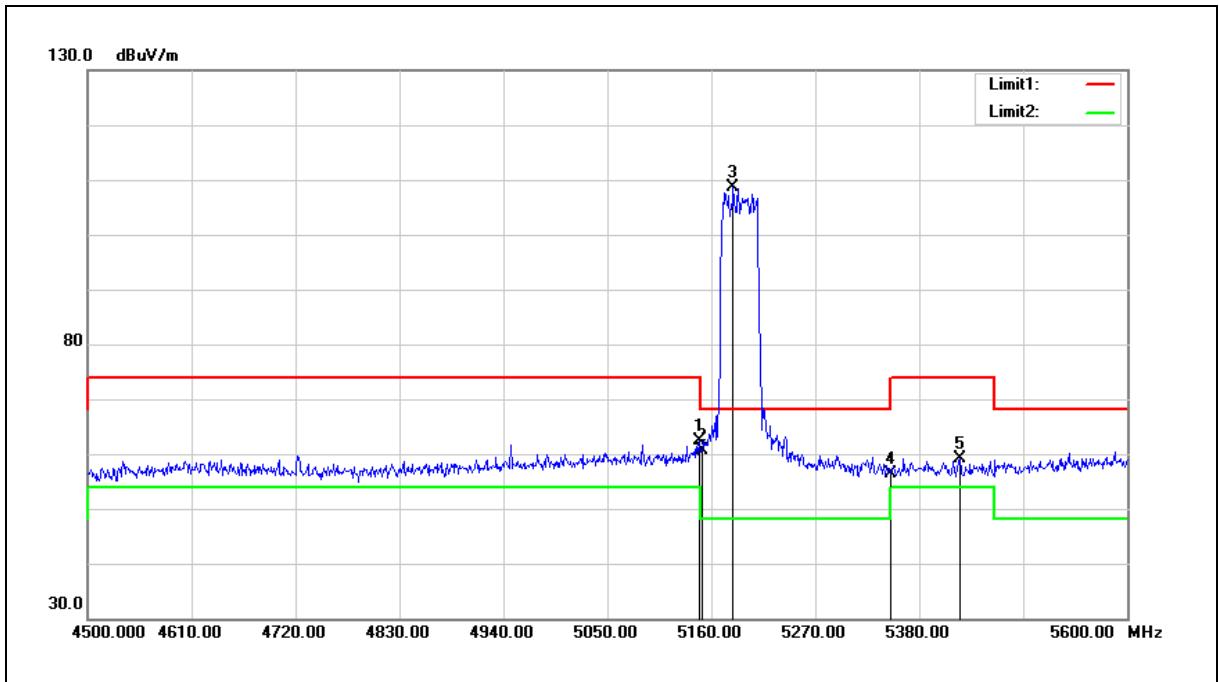
No.	Frequency (MHz)	Reading (dBuV)	Correct Factor (dB/m)	Result (dBuV/m)	Limit (dBuV/m)	Margin (dB)	Remark
1	5143.500	62.51	-0.10	62.41	74.00	-11.59	peak
2	5150.000	63.37	-0.08	63.29	74.00	-10.71	peak
3	5195.200	108.00	0.01	108.01	68.20	39.81	peak
4	5350.000	56.07	0.30	56.37	74.00	-17.63	peak
5	5431.700	58.22	0.46	58.68	74.00	-15.32	peak

Note: 1.Result (dBuV/m) = Correct Factor (dB/m) + Reading(dBuV).

2.Correction factor (dB/m) = Antenna Factor (dB/m) + Cable loss (dB) – Pre-Amplifier gain (dB).

3.When the peak results are less than average limit, so not need to evaluate the average.

Standard:	FCC Part 15.407	Test Distance:	3 m
Test item:	Band edge		
Frequency:	5190 MHz		
Mode:	802.11ax HE40		
Ant.Polar.:	Vertical		



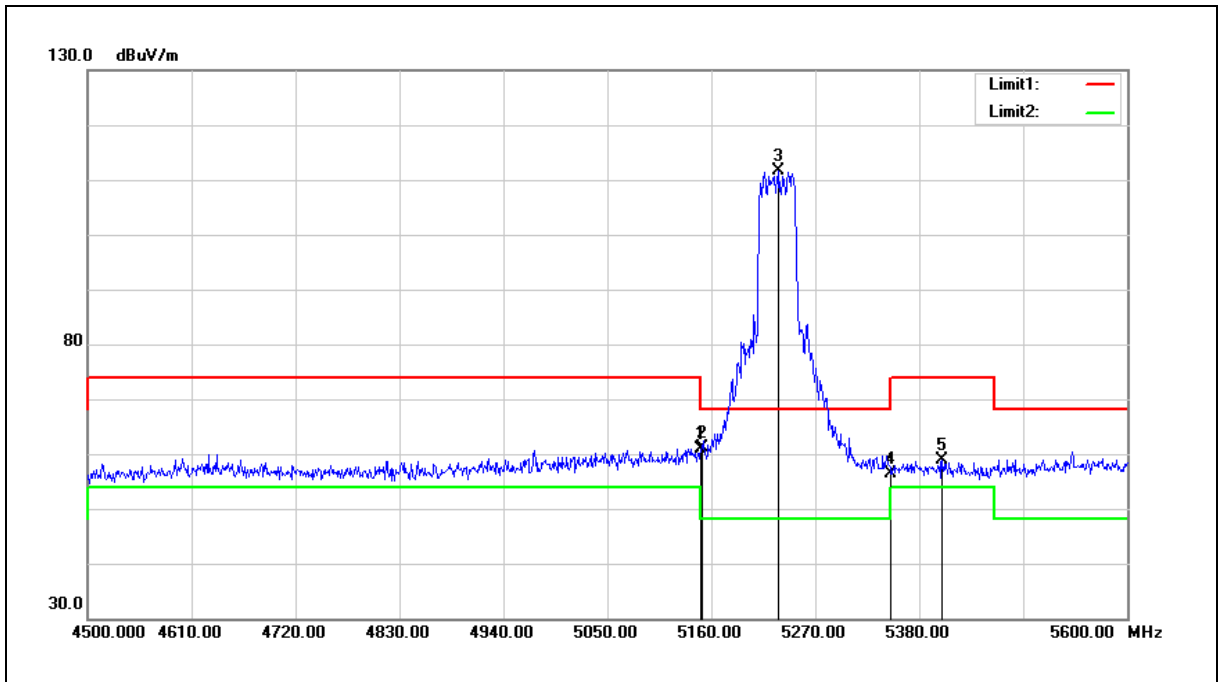
No.	Frequency (MHz)	Reading (dBuV)	Correct Factor (dB/m)	Result (dBuV/m)	Limit (dBuV/m)	Margin (dB)	Remark
1	5146.800	62.35	-0.08	62.27	74.00	-11.73	peak
2	5150.000	60.76	-0.08	60.68	74.00	-13.32	peak
3	5183.100	108.59	-0.02	108.57	68.20	40.37	peak
4	5350.000	56.14	0.30	56.44	74.00	-17.56	peak
5	5422.900	58.70	0.43	59.13	74.00	-14.87	peak

Note: 1.Result (dBuV/m) = Correct Factor (dB/m) + Reading(dBuV).

2.Correction factor (dB/m) = Antenna Factor (dB/m) + Cable loss (dB) – Pre-Amplifier gain (dB).

3.When the peak results are less than average limit, so not need to evaluate the average.

Standard:	FCC Part 15.407	Test Distance:	3 m
Test item:	Band edge		
Frequency:	5230 MHz		
Mode:	802.11ax HE40		
Ant.Polar.:	Horizontal		



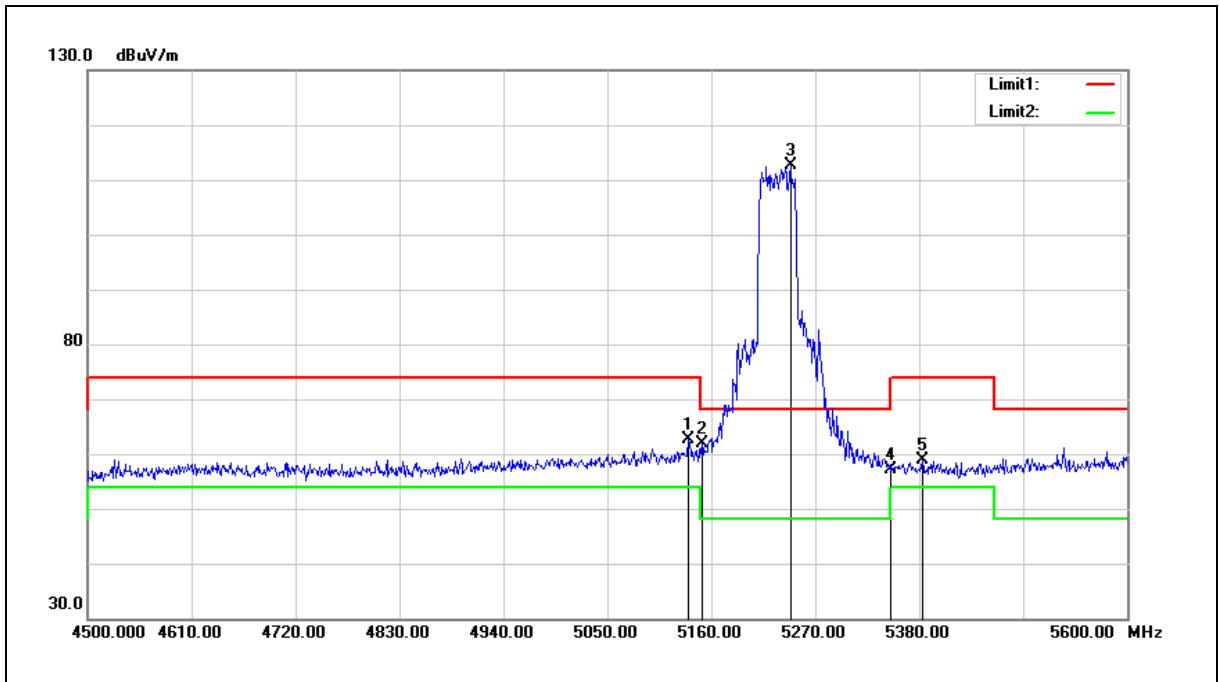
No.	Frequency (MHz)	Reading (dBuV)	Correct Factor (dB/m)	Result (dBuV/m)	Limit (dBuV/m)	Margin (dB)	Remark
1	5149.000	61.03	-0.08	60.95	74.00	-13.05	peak
2	5150.000	61.28	-0.08	61.20	74.00	-12.80	peak
3	5231.500	111.51	0.08	111.59	68.20	43.39	peak
4	5350.000	56.19	0.30	56.49	74.00	-17.51	peak
5	5404.200	58.38	0.40	58.78	74.00	-15.22	peak

Note: 1.Result (dBuV/m) = Correct Factor (dB/m) + Reading(dBuV).

2.Correction factor (dB/m) = Antenna Factor (dB/m) + Cable loss (dB) – Pre-Amplifier gain (dB).

3.When the peak results are less than average limit, so not need to evaluate the average.

Standard:	FCC Part 15.407	Test Distance:	3 m
Test item:	Band edge		
Frequency:	5230 MHz		
Mode:	802.11ax HE40		
Ant.Polar.:	Vertical		



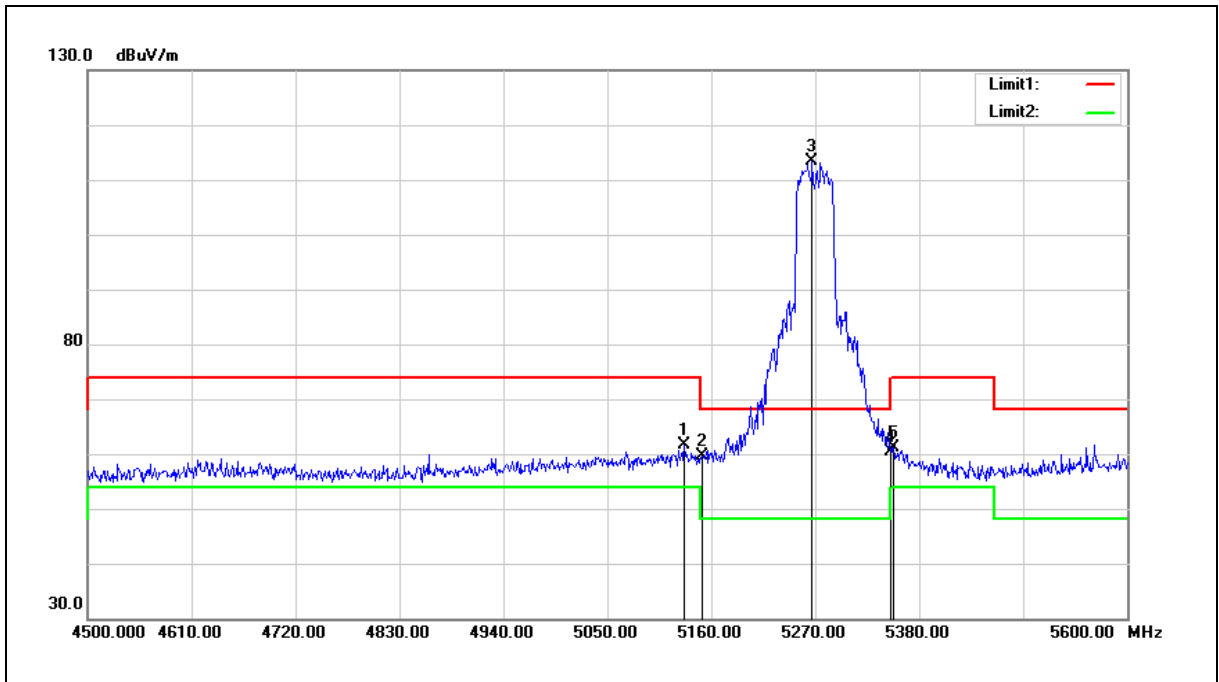
No.	Frequency (MHz)	Reading (dBuV)	Correct Factor (dB/m)	Result (dBuV/m)	Limit (dBuV/m)	Margin (dB)	Remark
1	5135.800	62.66	-0.10	62.56	74.00	-11.44	peak
2	5150.000	61.91	-0.08	61.83	74.00	-12.17	peak
3	5243.600	112.56	0.09	112.65	68.20	44.45	peak
4	5350.000	56.84	0.30	57.14	74.00	-16.86	peak
5	5383.300	58.48	0.36	58.84	74.00	-15.16	peak

Note: 1. Result (dBuV/m) = Correct Factor (dB/m) + Reading (dBuV).

2. Correction factor (dB/m) = Antenna Factor (dB/m) + Cable loss (dB) – Pre-Amplifier gain (dB).

3. When the peak results are less than average limit, so not need to evaluate the average.

Standard:	FCC Part 15.407	Test Distance:	3 m
Test item:	Band edge		
Frequency:	5270 MHz		
Mode:	802.11ax HE40		
Ant.Polar.:	Horizontal		



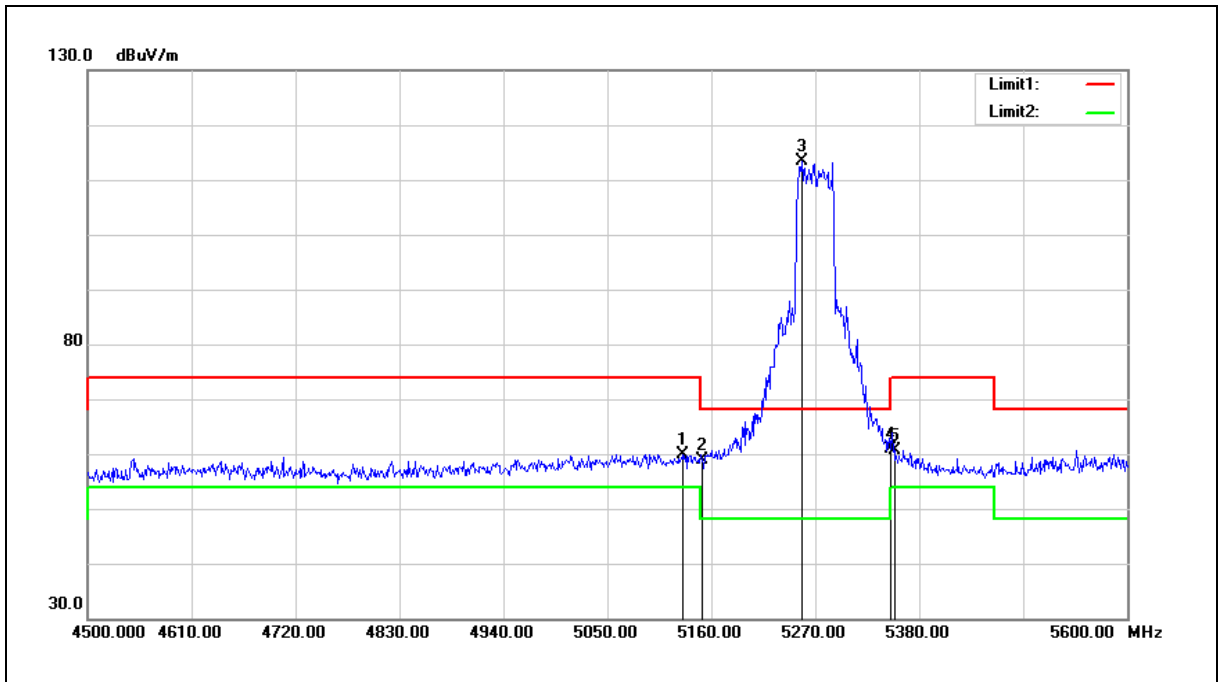
No.	Frequency (MHz)	Reading (dBuV)	Correct Factor (dB/m)	Result (dBuV/m)	Limit (dBuV/m)	Margin (dB)	Remark
1	5131.400	61.64	-0.11	61.53	74.00	-12.47	peak
2	5150.000	59.66	-0.08	59.58	74.00	-14.42	peak
3	5266.700	113.16	0.13	113.29	68.20	45.09	peak
4	5350.000	60.04	0.30	60.34	74.00	-13.66	peak
5	5352.500	60.87	0.30	61.17	74.00	-12.83	peak

Note: 1.Result (dBuV/m) = Correct Factor (dB/m) + Reading(dBuV).

2.Correction factor (dB/m) = Antenna Factor (dB/m) + Cable loss (dB) – Pre-Amplifier gain (dB).

3.When the peak results are less than average limit, so not need to evaluate the average.

Standard:	FCC Part 15.407	Test Distance:	3 m
Test item:	Band edge		
Frequency:	5270 MHz		
Mode:	802.11ax HE40		
Ant.Polar.:	Vertical		



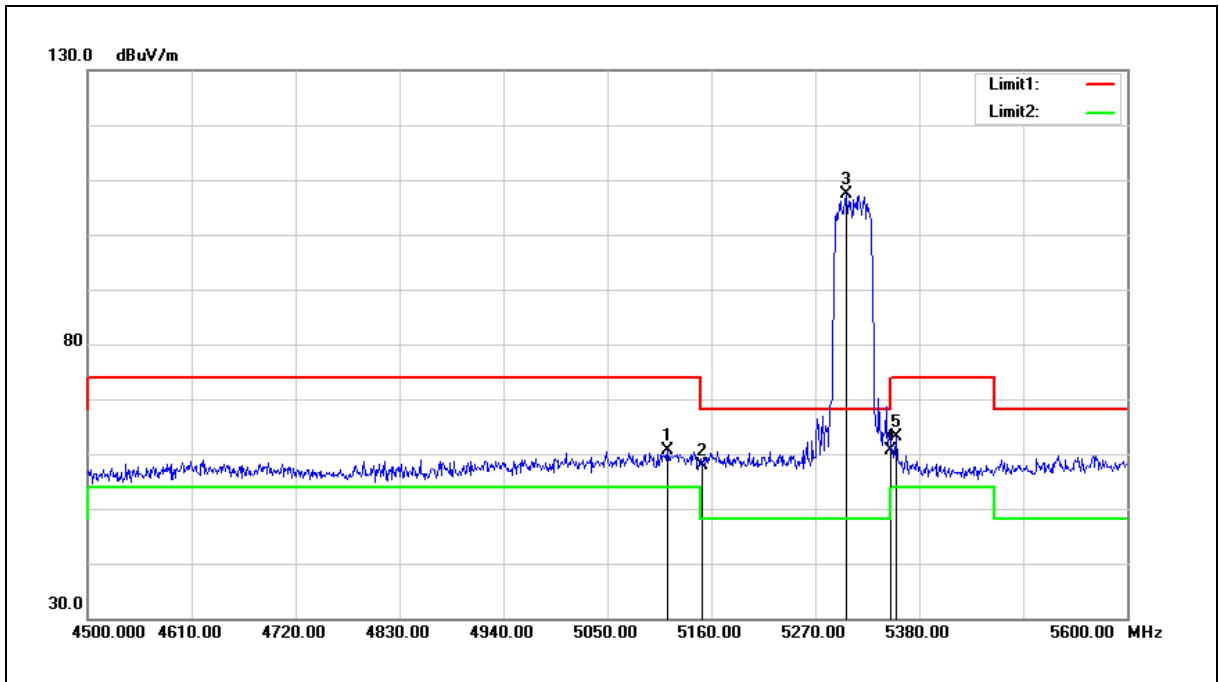
No.	Frequency (MHz)	Reading (dBuV)	Correct Factor (dB/m)	Result (dBuV/m)	Limit (dBuV/m)	Margin (dB)	Remark
1	5129.200	60.08	-0.13	59.95	74.00	-14.05	peak
2	5150.000	59.00	-0.08	58.92	74.00	-15.08	peak
3	5255.700	113.34	0.12	113.46	68.20	45.26	peak
4	5350.000	60.53	0.30	60.83	74.00	-13.17	peak
5	5353.600	60.29	0.30	60.59	74.00	-13.41	peak

Note: 1.Result (dBuV/m) = Correct Factor (dB/m) + Reading(dBuV).

2.Correction factor (dB/m) = Antenna Factor (dB/m) + Cable loss (dB) – Pre-Amplifier gain (dB).

3.When the peak results are less than average limit, so not need to evaluate the average.

Standard:	FCC Part 15.407	Test Distance:	3 m
Test item:	Band edge		
Frequency:	5310 MHz		
Mode:	802.11ax HE40		
Ant.Polar.:	Horizontal		



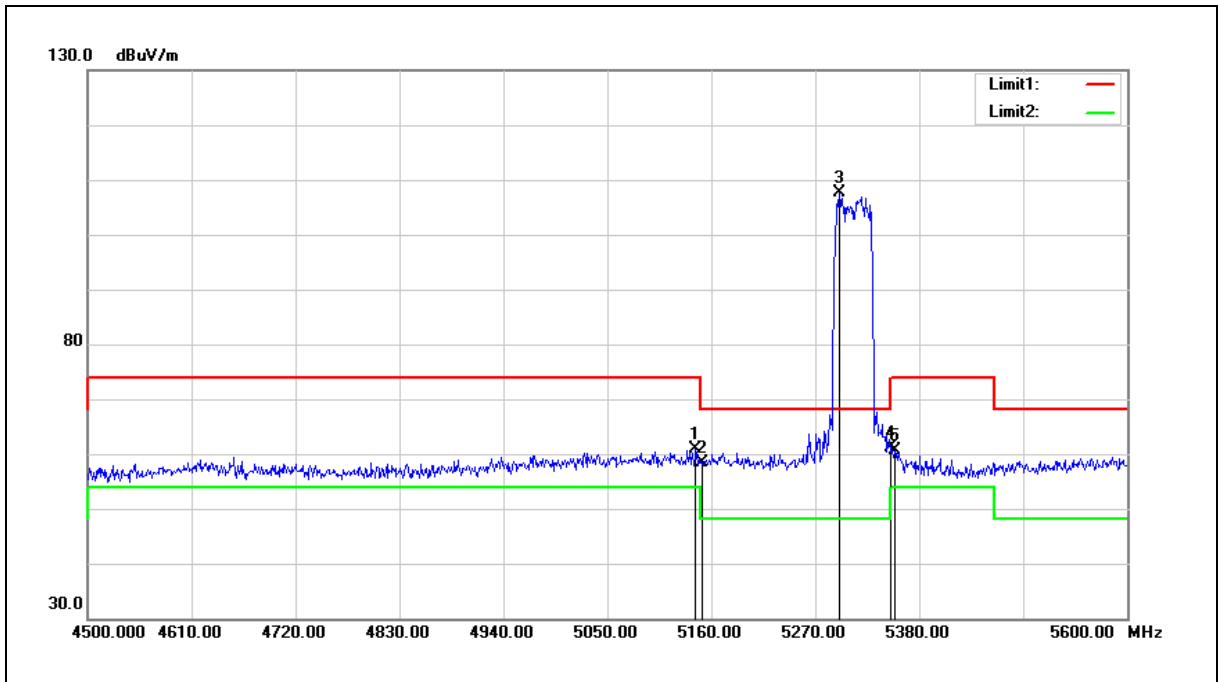
No.	Frequency (MHz)	Reading (dBuV)	Correct Factor (dB/m)	Result (dBuV/m)	Limit (dBuV/m)	Margin (dB)	Remark
1	5113.800	60.70	-0.15	60.55	74.00	-13.45	peak
2	5150.000	57.94	-0.08	57.86	74.00	-16.14	peak
3	5303.000	107.10	0.20	107.30	68.20	39.10	peak
4	5350.000	60.42	0.30	60.72	74.00	-13.28	peak
5	5355.800	62.95	0.30	63.25	74.00	-10.75	peak

Note: 1. Result (dBuV/m) = Correct Factor (dB/m) + Reading (dBuV).

2. Correction factor (dB/m) = Antenna Factor (dB/m) + Cable loss (dB) – Pre-Amplifier gain (dB).

3. When the peak results are less than average limit, so not need to evaluate the average.

Standard:	FCC Part 15.407	Test Distance:	3 m
Test item:	Band edge		
Frequency:	5310 MHz		
Mode:	802.11ax HE40		
Ant.Polar.:	Vertical		



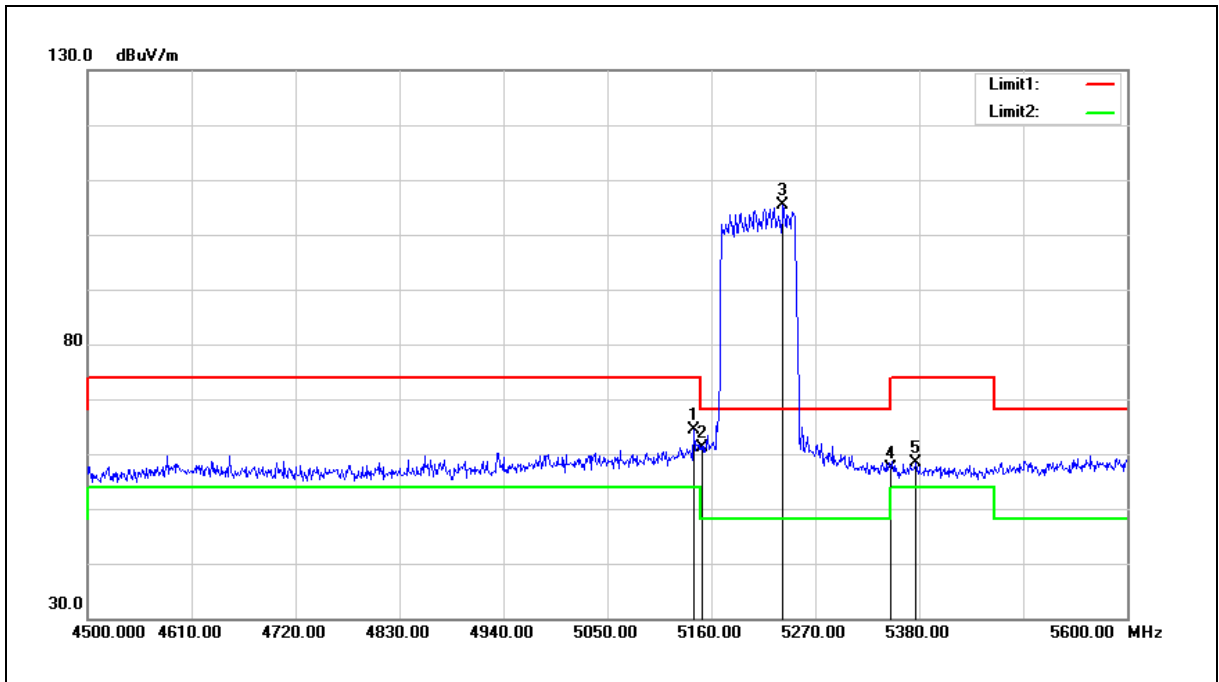
No.	Frequency (MHz)	Reading (dBuV)	Correct Factor (dB/m)	Result (dBuV/m)	Limit (dBuV/m)	Margin (dB)	Remark
1	5143.500	60.95	-0.10	60.85	74.00	-13.15	peak
2	5150.000	58.34	-0.08	58.26	74.00	-15.74	peak
3	5295.300	107.47	0.20	107.67	68.20	39.47	peak
4	5350.000	60.89	0.30	61.19	74.00	-12.81	peak
5	5353.600	60.40	0.30	60.70	74.00	-13.30	peak

Note: 1.Result (dBuV/m) = Correct Factor (dB/m) + Reading(dBuV).

2.Correction factor (dB/m) = Antenna Factor (dB/m) + Cable loss (dB) – Pre-Amplifier gain (dB).

3.When the peak results are less than average limit, so not need to evaluate the average.

Standard:	FCC Part 15.407	Test Distance:	3 m
Test item:	Band edge		
Frequency:	5210 MHz		
Mode:	802.11ax HE80		
Ant.Polar.:	Horizontal		



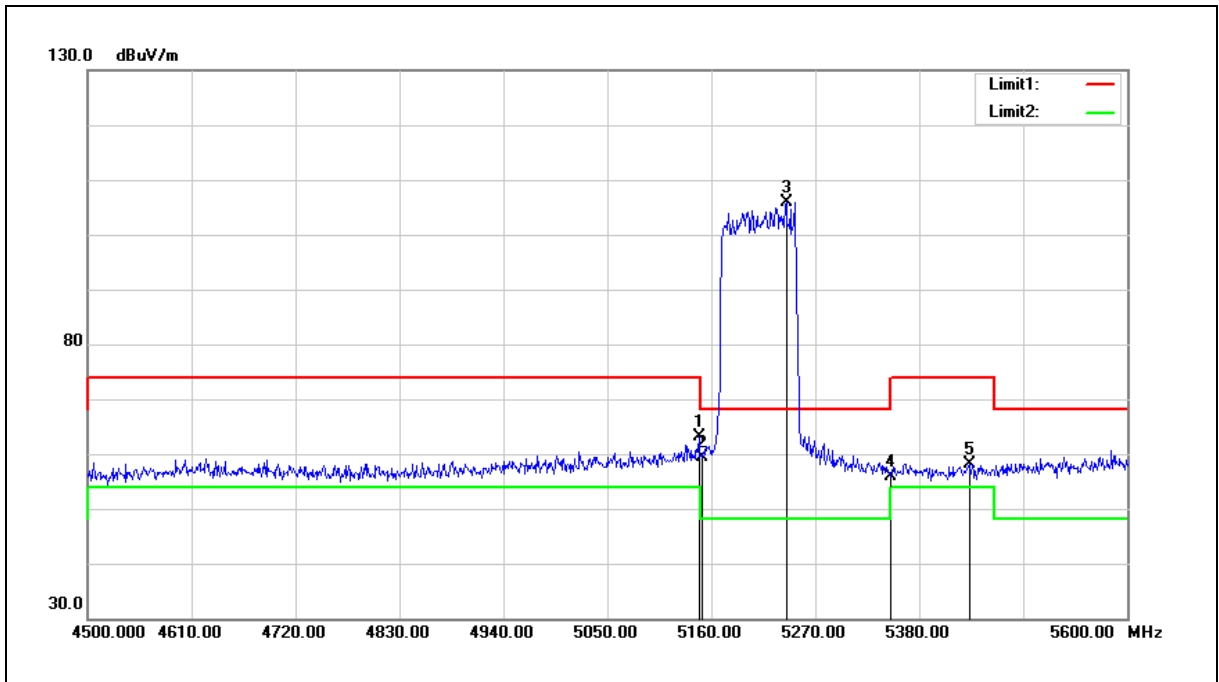
No.	Frequency (MHz)	Reading (dBuV)	Correct Factor (dB/m)	Result (dBuV/m)	Limit (dBuV/m)	Margin (dB)	Remark
1	5141.300	64.47	-0.10	64.37	74.00	-9.63	peak
2	5150.000	61.33	-0.08	61.25	74.00	-12.75	peak
3	5235.900	105.22	0.08	105.30	68.20	37.10	peak
4	5350.000	57.19	0.30	57.49	74.00	-16.51	peak
5	5376.700	58.11	0.34	58.45	74.00	-15.55	peak

Note: 1.Result (dBuV/m) = Correct Factor (dB/m) + Reading(dBuV).

2.Correction factor (dB/m) = Antenna Factor (dB/m) + Cable loss (dB) – Pre-Amplifier gain (dB).

3.When the peak results are less than average limit, so not need to evaluate the average.

Standard:	FCC Part 15.407	Test Distance:	3 m
Test item:	Band edge		
Frequency:	5210 MHz		
Mode:	802.11ax HE80		
Ant.Polar.:	Vertical		



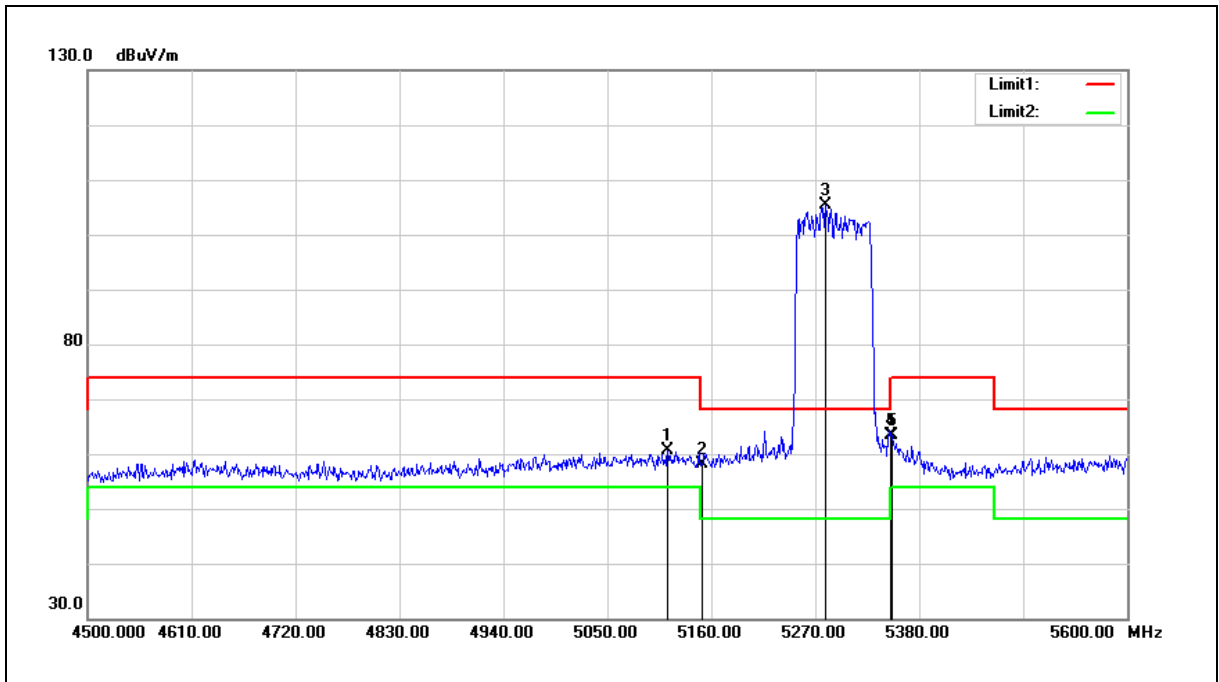
No.	Frequency (MHz)	Reading (dBuV)	Correct Factor (dB/m)	Result (dBuV/m)	Limit (dBuV/m)	Margin (dB)	Remark
1	5146.800	63.24	-0.08	63.16	74.00	-10.84	peak
2	5150.000	59.44	-0.08	59.36	74.00	-14.64	peak
3	5239.200	105.77	0.08	105.85	68.20	37.65	peak
4	5350.000	55.61	0.30	55.91	74.00	-18.09	peak
5	5432.800	57.74	0.46	58.20	74.00	-15.80	peak

Note: 1.Result (dBuV/m) = Correct Factor (dB/m) + Reading(dBuV).

2.Correction factor (dB/m) = Antenna Factor (dB/m) + Cable loss (dB) – Pre-Amplifier gain (dB).

3.When the peak results are less than average limit, so not need to evaluate the average.

Standard:	FCC Part 15.407	Test Distance:	3 m
Test item:	Band edge		
Frequency:	5290 MHz		
Mode:	802.11ax HE80		
Ant.Polar.:	Horizontal		



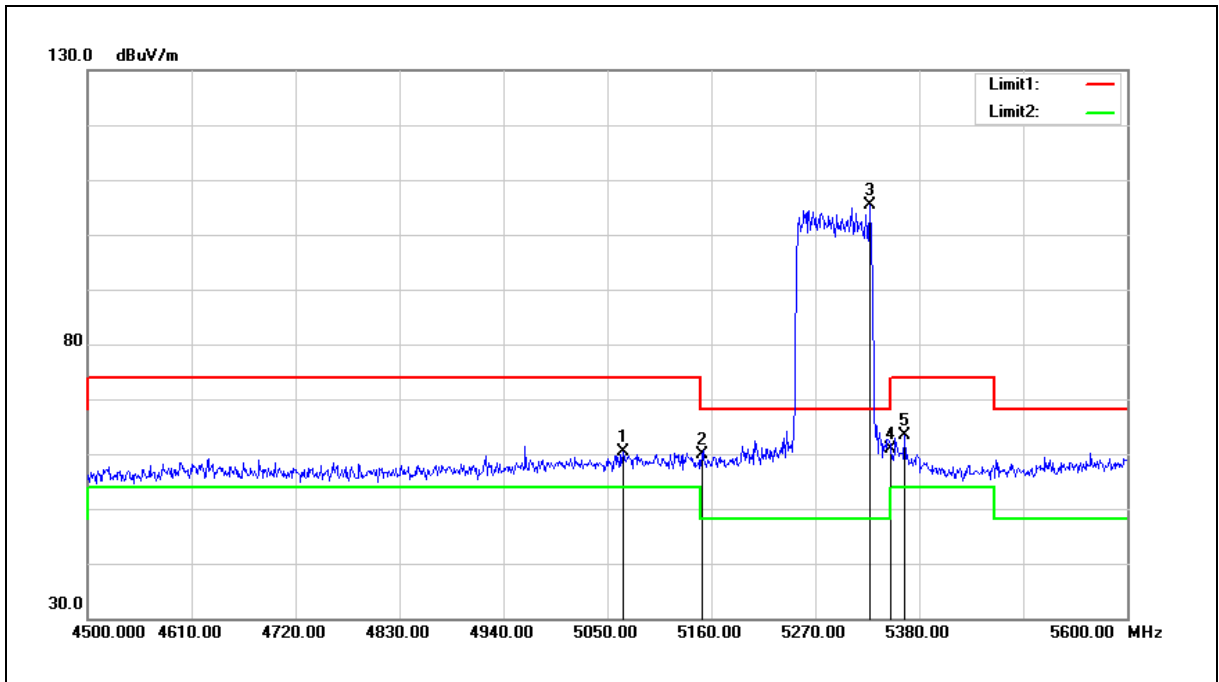
No.	Frequency (MHz)	Reading (dBuV)	Correct Factor (dB/m)	Result (dBuV/m)	Limit (dBuV/m)	Margin (dB)	Remark
1	5113.800	60.82	-0.15	60.67	74.00	-13.33	peak
2	5150.000	58.29	-0.08	58.21	74.00	-15.79	peak
3	5281.000	105.33	0.17	105.50	68.20	37.30	peak
4	5350.000	63.06	0.30	63.36	74.00	-10.64	peak
5	5351.400	63.07	0.30	63.37	74.00	-10.63	peak

Note: 1.Result (dBuV/m) = Correct Factor (dB/m) + Reading(dBuV).

2.Correction factor (dB/m) = Antenna Factor (dB/m) + Cable loss (dB) – Pre-Amplifier gain (dB).

3.When the peak results are less than average limit, so not need to evaluate the average.

Standard:	FCC Part 15.407	Test Distance:	3 m
Test item:	Band edge		
Frequency:	5290 MHz		
Mode:	802.11ax HE80		
Ant.Polar.:	Vertical		



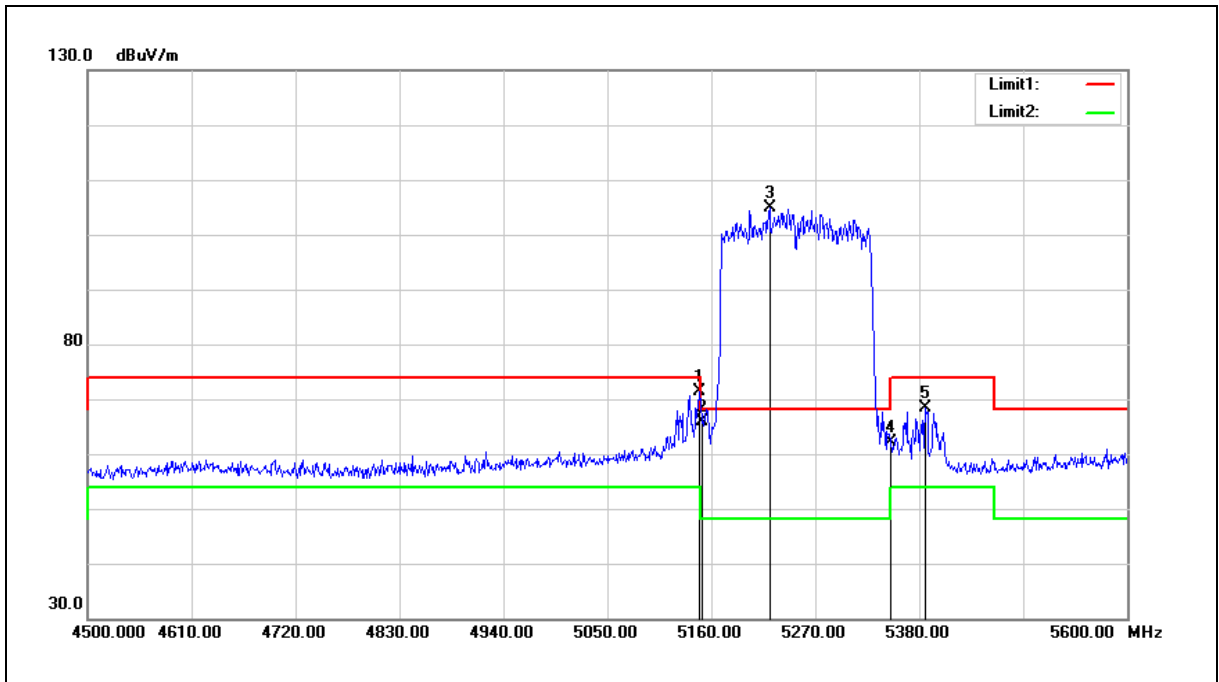
No.	Frequency (MHz)	Reading (dBuV)	Correct Factor (dB/m)	Result (dBuV/m)	Limit (dBuV/m)	Margin (dB)	Remark
1	5066.500	60.61	-0.24	60.37	74.00	-13.63	peak
2	5150.000	59.92	-0.08	59.84	74.00	-14.16	peak
3	5327.200	105.03	0.25	105.28	68.20	37.08	peak
4	5350.000	60.67	0.30	60.97	74.00	-13.03	peak
5	5364.600	63.03	0.32	63.35	74.00	-10.65	peak

Note: 1.Result (dBuV/m) = Correct Factor (dB/m) + Reading(dBuV).

2.Correction factor (dB/m) = Antenna Factor (dB/m) + Cable loss (dB) – Pre-Amplifier gain (dB).

3.When the peak results are less than average limit, so not need to evaluate the average.

Standard:	FCC Part 15.407	Test Distance:	3 m
Test item:	Band edge		
Frequency:	5250 MHz		
Mode:	802.11ax HE160		
Ant.Polar.:	Horizontal		



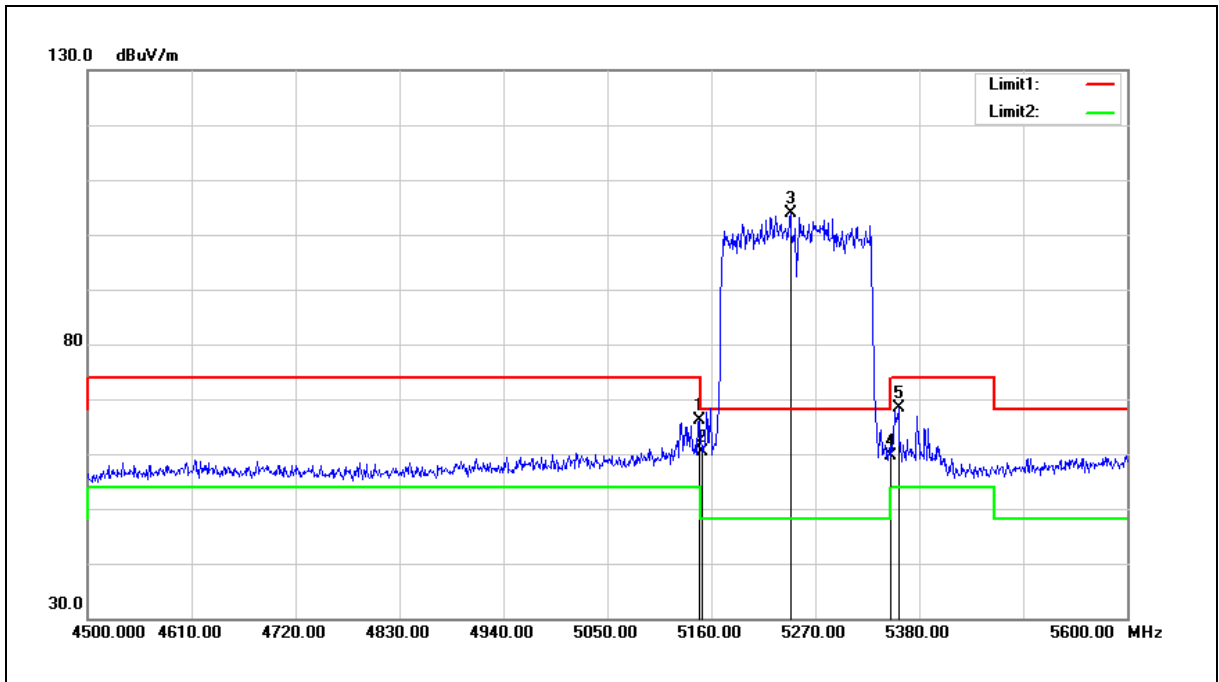
No.	Frequency (MHz)	Reading (dBuV)	Correct Factor (dB/m)	Result (dBuV/m)	Limit (dBuV/m)	Margin (dB)	Remark
1	5147.900	71.51	-0.08	71.43	74.00	-2.57	peak
2	5150.000	65.85	-0.08	65.77	74.00	-8.23	peak
3	5221.600	104.70	0.06	104.76	68.20	36.56	peak
4	5350.000	61.86	0.30	62.16	74.00	-11.84	peak
5	5386.600	68.13	0.36	68.49	74.00	-5.51	peak

Note: 1. Result (dBuV/m) = Correct Factor (dB/m) + Reading (dBuV).

2. Correction factor (dB/m) = Antenna Factor (dB/m) + Cable loss (dB) – Pre-Amplifier gain (dB).

3. When the peak results are less than average limit, so not need to evaluate the average.

Standard:	FCC Part 15.407	Test Distance:	3 m
Test item:	Band edge		
Frequency:	5250 MHz		
Mode:	802.11ax HE160		
Ant.Polar.:	Vertical		



No.	Frequency (MHz)	Reading (dBuV)	Correct Factor (dB/m)	Result (dBuV/m)	Limit (dBuV/m)	Margin (dB)	Remark
1	5146.800	66.33	-0.08	66.25	74.00	-7.75	peak
2	5150.000	60.48	-0.08	60.40	74.00	-13.60	peak
3	5243.600	103.87	0.09	103.96	68.20	35.76	peak
4	5350.000	59.31	0.30	59.61	74.00	-14.39	peak
5	5358.000	68.04	0.31	68.35	74.00	-5.65	peak

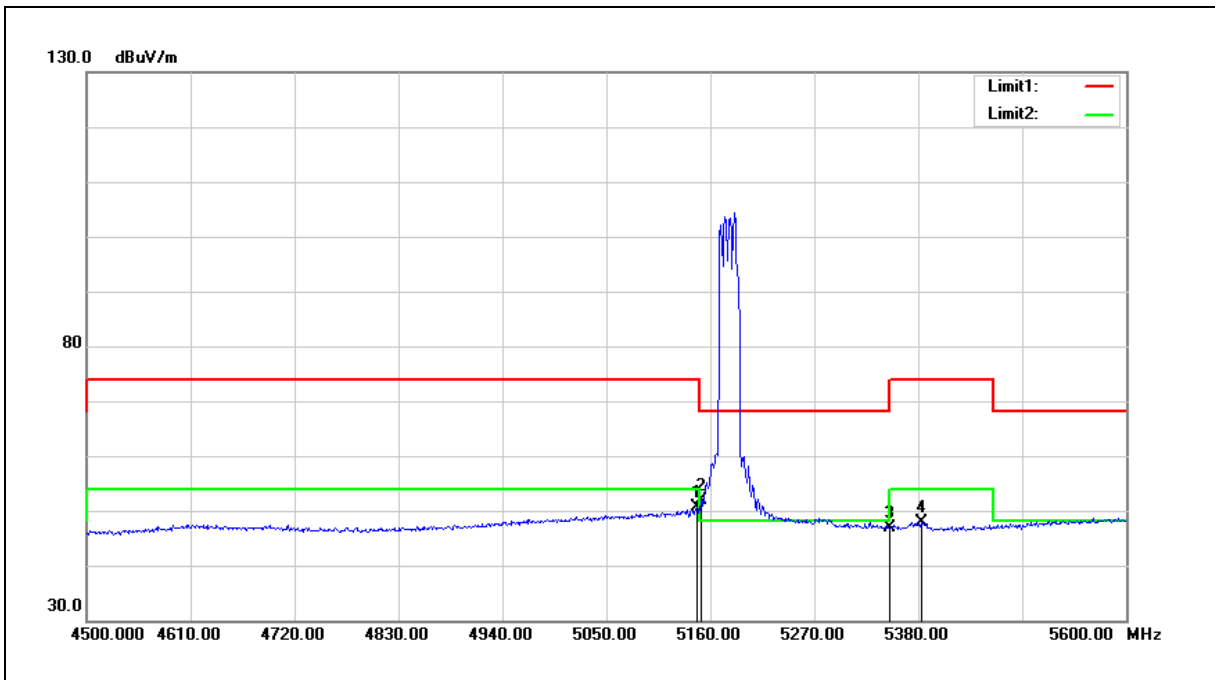
Note: 1. Result (dBuV/m) = Correct Factor (dB/m) + Reading (dBuV).

2. Correction factor (dB/m) = Antenna Factor (dB/m) + Cable loss (dB) – Pre-Amplifier gain (dB).

3. When the peak results are less than average limit, so not need to evaluate the average.

Average

Standard:	FCC Part 15.407	Test Distance:	3 m
Test item:	Band edge		
Frequency:	5180 MHz		
Mode:	802.11ax HE20		
Ant.Polar.:	Horizontal		



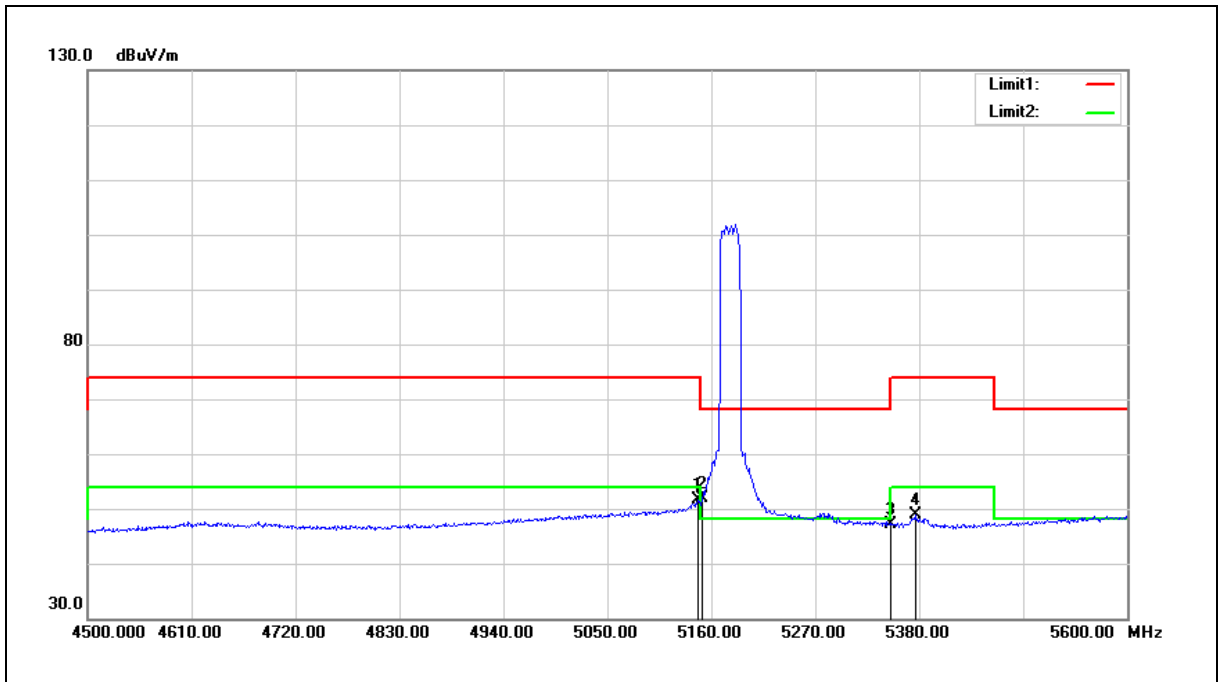
No.	Frequency (MHz)	Reading (dBuV)	Correct Factor (dB/m)	Result (dBuV/m)	Limit (dBuV/m)	Margin (dB)	Remark
1	5145.700	50.75	-0.08	50.67	54.00	-3.33	AVG
2	5150.000	51.94	-0.08	51.86	54.00	-2.14	AVG
3	5350.000	46.66	0.30	46.96	54.00	-7.04	AVG
4	5383.300	47.57	0.36	47.93	54.00	-6.07	AVG

Note: 1. Result (dBuV/m) = Correct Factor (dB/m) + Reading (dBuV).

2. Correction factor (dB/m) = Antenna Factor (dB/m) + Cable loss (dB) – Pre-Amplifier gain (dB).

3. When the peak results are less than average limit, so not need to evaluate the average.

Standard:	FCC Part 15.407	Test Distance:	3 m
Test item:	Band edge		
Frequency:	5180 MHz		
Mode:	802.11ax HE20		
Ant.Polar.:	Vertical		



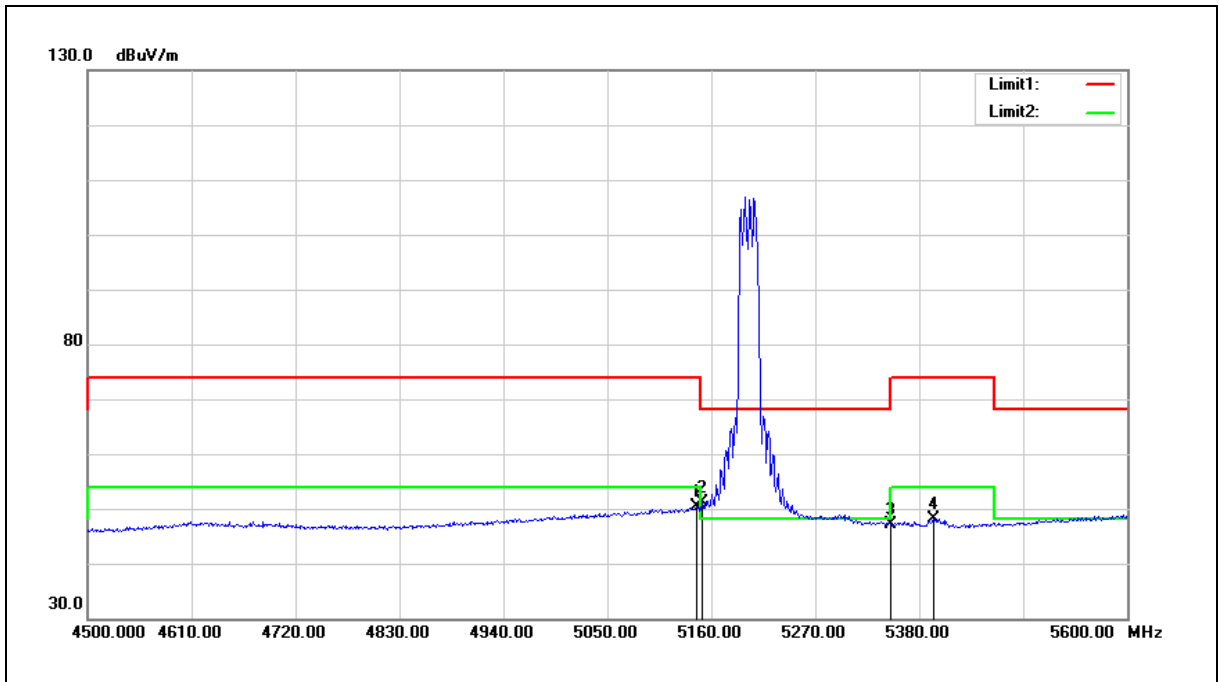
No.	Frequency (MHz)	Reading (dBuV)	Correct Factor (dB/m)	Result (dBuV/m)	Limit (dBuV/m)	Margin (dB)	Remark
1	5145.700	51.76	-0.08	51.68	54.00	-2.32	AVG
2	5150.000	52.02	-0.08	51.94	54.00	-2.06	AVG
3	5350.000	46.85	0.30	47.15	54.00	-6.85	AVG
4	5375.600	48.45	0.34	48.79	54.00	-5.21	AVG

Note:1.Result (dBuV/m) = Correct Factor (dB/m) + Reading(dBuV).

2.Correction factor (dB/m) = Antenna Factor (dB/m) + Cable loss (dB) – Pre-Amplifier gain (dB).

3.When the peak results are less than average limit, so not need to evaluate the average.

Standard:	FCC Part 15.407	Test Distance:	3 m
Test item:	Band edge		
Frequency:	5200 MHz		
Mode:	802.11ax HE20		
Ant.Polar.:	Horizontal		



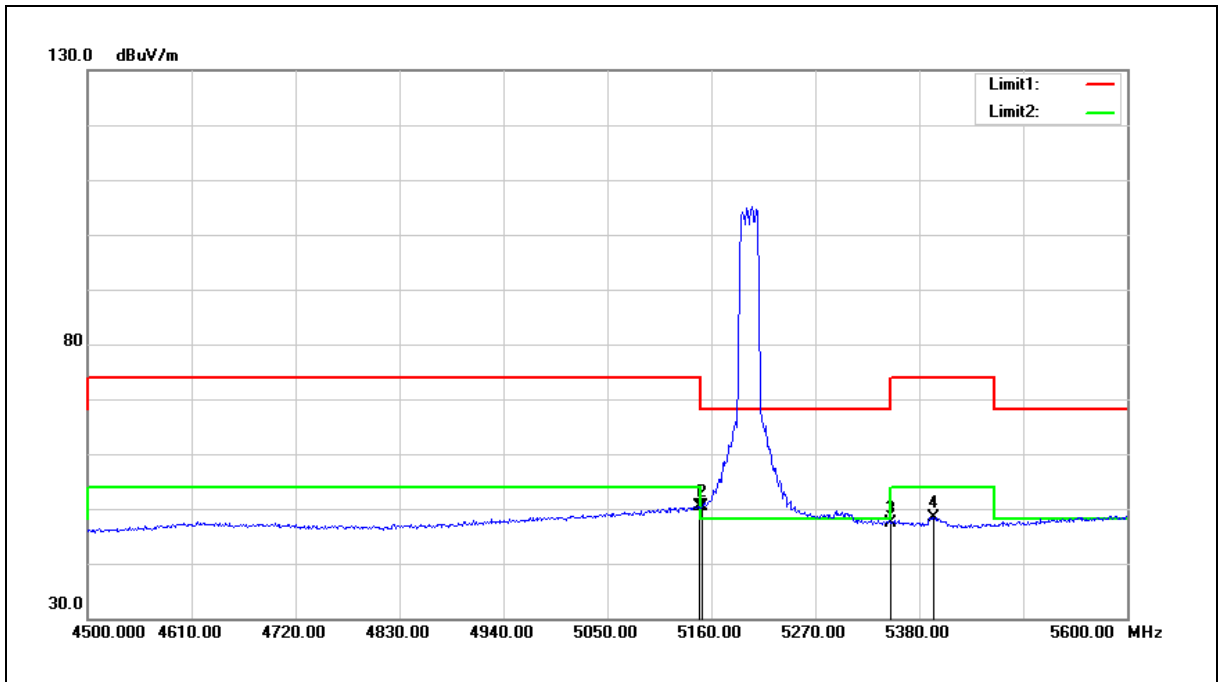
No.	Frequency (MHz)	Reading (dBuV)	Correct Factor (dB/m)	Result (dBuV/m)	Limit (dBuV/m)	Margin (dB)	Remark
1	5144.600	50.34	-0.08	50.26	54.00	-3.74	AVG
2	5150.000	51.16	-0.08	51.08	54.00	-2.92	AVG
3	5350.000	46.91	0.30	47.21	54.00	-6.79	AVG
4	5395.400	47.85	0.38	48.23	54.00	-5.77	AVG

Note:1.Result (dBuV/m) = Correct Factor (dB/m) + Reading(dBuV).

2.Correction factor (dB/m) = Antenna Factor (dB/m) + Cable loss (dB) – Pre-Amplifier gain (dB).

3.When the peak results are less than average limit, so not need to evaluate the average.

Standard:	FCC Part 15.407	Test Distance:	3 m
Test item:	Band edge		
Frequency:	5200 MHz		
Mode:	802.11ax HE20		
Ant.Polar.:	Vertical		



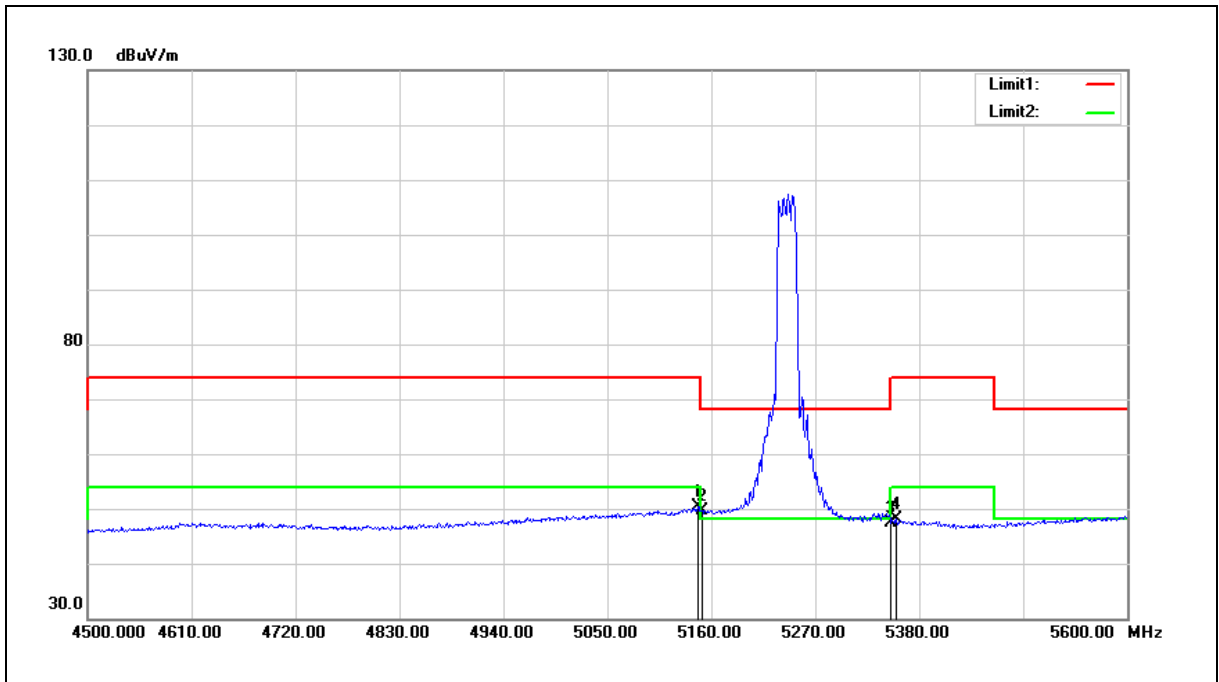
No.	Frequency (MHz)	Reading (dBuV)	Correct Factor (dB/m)	Result (dBuV/m)	Limit (dBuV/m)	Margin (dB)	Remark
1	5147.900	50.50	-0.08	50.42	54.00	-3.58	AVG
2	5150.000	50.56	-0.08	50.48	54.00	-3.52	AVG
3	5350.000	47.12	0.30	47.42	54.00	-6.58	AVG
4	5395.400	48.11	0.38	48.49	54.00	-5.51	AVG

Note:1.Result (dBuV/m) = Correct Factor (dB/m) + Reading(dBuV).

2.Correction factor (dB/m) = Antenna Factor (dB/m) + Cable loss (dB) – Pre-Amplifier gain (dB).

3.When the peak results are less than average limit, so not need to evaluate the average.

Standard:	FCC Part 15.407	Test Distance:	3 m
Test item:	Band edge		
Frequency:	5240 MHz		
Mode:	802.11ax HE20		
Ant.Polar.:	Horizontal		



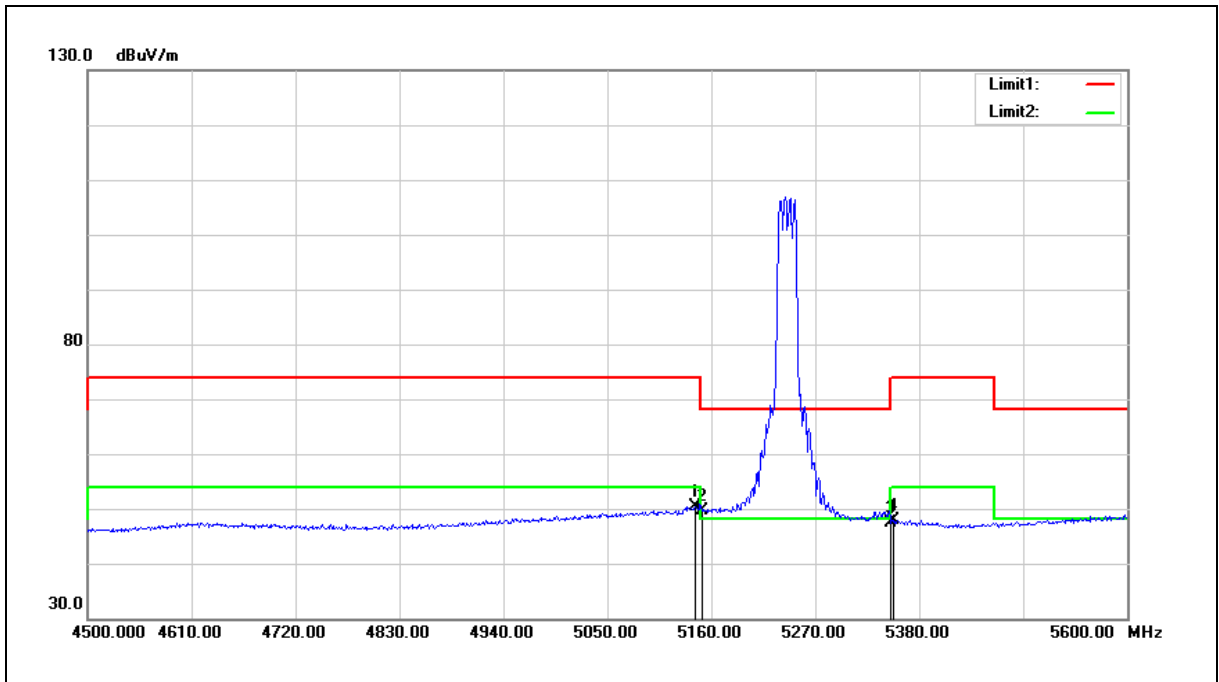
No.	Frequency (MHz)	Reading (dBuV)	Correct Factor (dB/m)	Result (dBuV/m)	Limit (dBuV/m)	Margin (dB)	Remark
1	5145.700	50.45	-0.08	50.37	54.00	-3.63	AVG
2	5150.000	49.77	-0.08	49.69	54.00	-4.31	AVG
3	5350.000	47.15	0.30	47.45	54.00	-6.55	AVG
4	5355.800	47.72	0.30	48.02	54.00	-5.98	AVG

Note:1.Result (dBuV/m) = Correct Factor (dB/m) + Reading(dBuV).

2.Correction factor (dB/m) = Antenna Factor (dB/m) + Cable loss (dB) – Pre-Amplifier gain (dB).

3.When the peak results are less than average limit, so not need to evaluate the average.

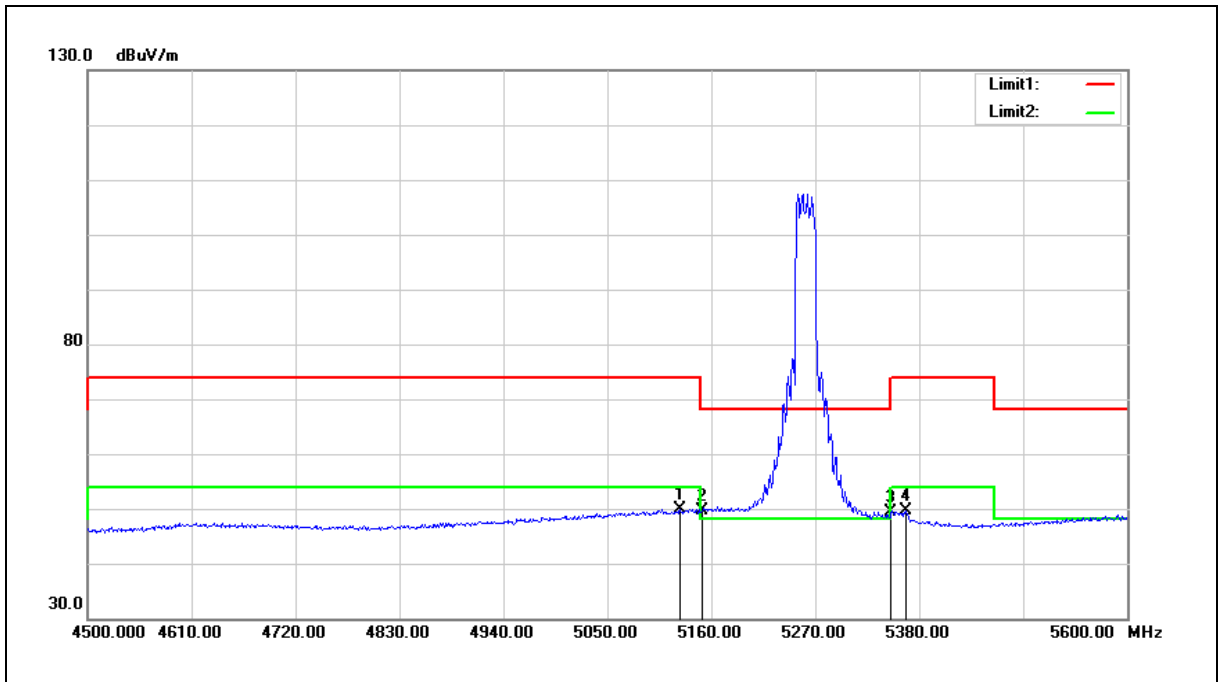
Standard:	FCC Part 15.407	Test Distance:	3 m
Test item:	Band edge		
Frequency:	5240 MHz		
Mode:	802.11ax HE20		
Ant.Polar.:	Vertical		



No.	Frequency (MHz)	Reading (dBuV)	Correct Factor (dB/m)	Result (dBuV/m)	Limit (dBuV/m)	Margin (dB)	Remark
1	5143.500	50.59	-0.10	50.49	54.00	-3.51	AVG
2	5150.000	49.63	-0.08	49.55	54.00	-4.45	AVG
3	5350.000	47.20	0.30	47.50	54.00	-6.50	AVG
4	5352.500	47.64	0.30	47.94	54.00	-6.06	AVG

- Note: 1.Result (dBuV/m) = Correct Factor (dB/m) + Reading(dBuV).
 2.Correction factor (dB/m) = Antenna Factor (dB/m) + Cable loss (dB) – Pre-Amplifier gain (dB).
 3.When the peak results are less than average limit, so not need to evaluate the average.

Standard:	FCC Part 15.407	Test Distance:	3 m
Test item:	Band edge		
Frequency:	5260 MHz		
Mode:	802.11ax HE20		
Ant.Polar.:	Horizontal		



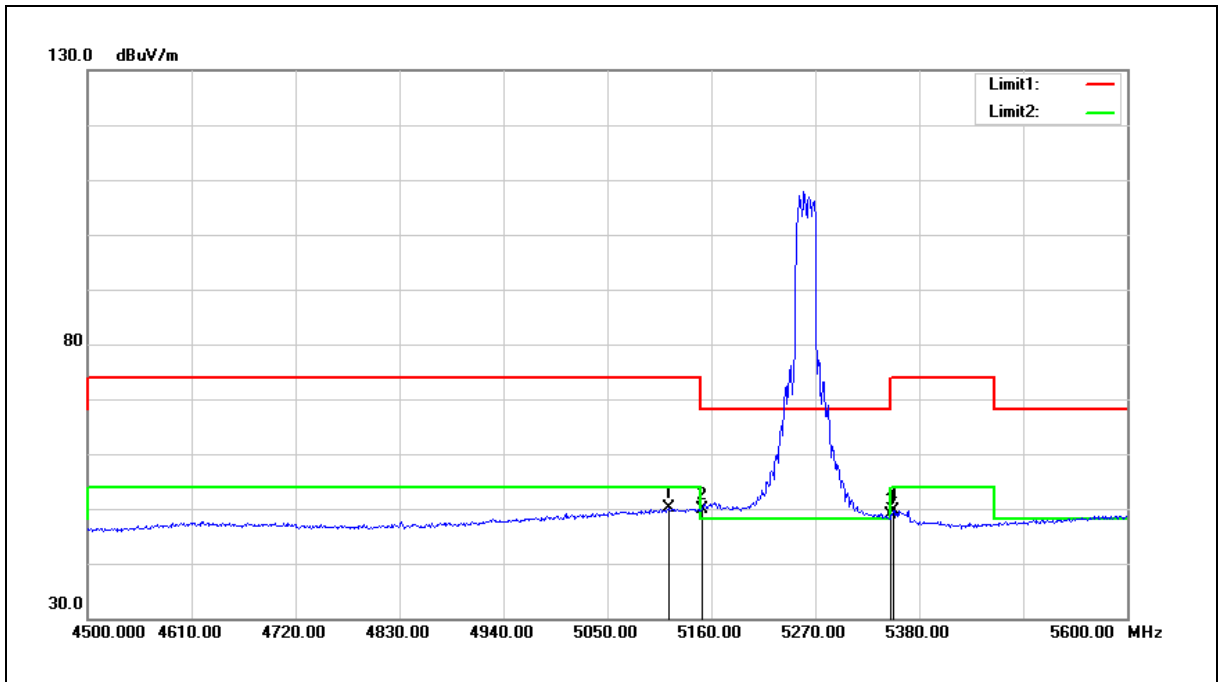
No.	Frequency (MHz)	Reading (dBuV)	Correct Factor (dB/m)	Result (dBuV/m)	Limit (dBuV/m)	Margin (dB)	Remark
1	5127.000	50.11	-0.13	49.98	54.00	-4.02	AVG
2	5150.000	49.71	-0.08	49.63	54.00	-4.37	AVG
3	5350.000	49.18	0.30	49.48	54.00	-4.52	AVG
4	5365.700	49.20	0.32	49.52	54.00	-4.48	AVG

Note:1.Result (dBuV/m) = Correct Factor (dB/m) + Reading(dBuV).

2.Correction factor (dB/m) = Antenna Factor (dB/m) + Cable loss (dB) – Pre-Amplifier gain (dB).

3.When the peak results are less than average limit, so not need to evaluate the average.

Standard:	FCC Part 15.407	Test Distance:	3 m
Test item:	Band edge		
Frequency:	5260 MHz		
Mode:	802.11ax HE20		
Ant.Polar.:	Vertical		



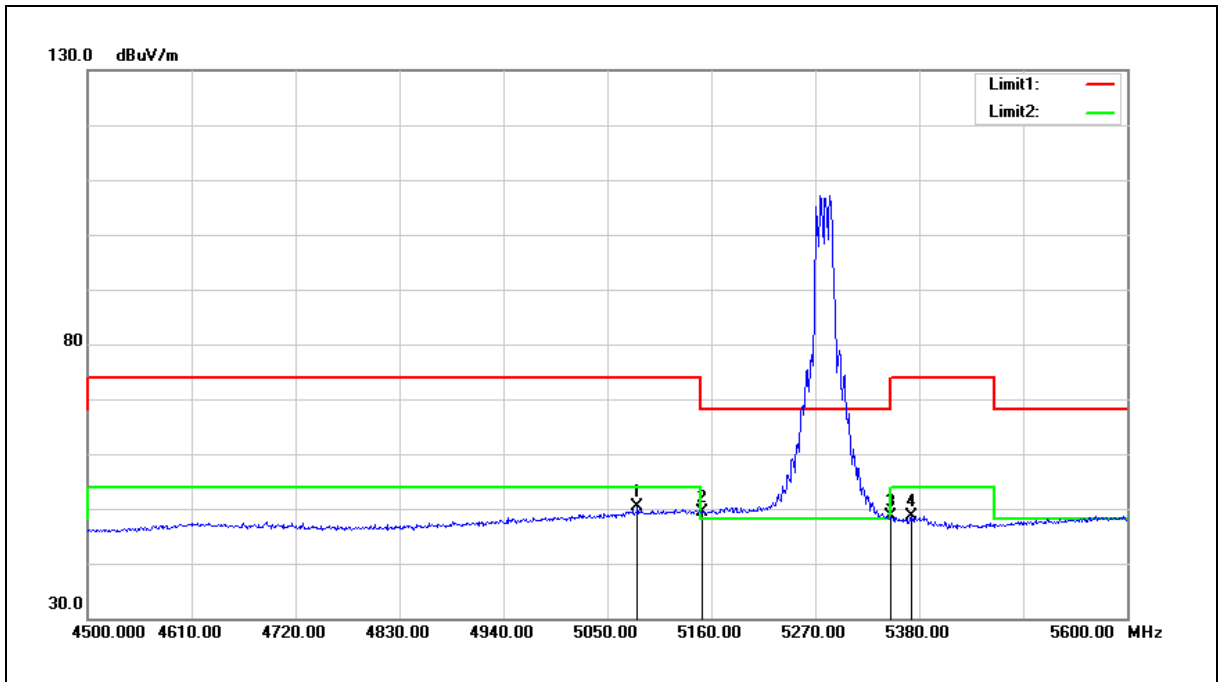
No.	Frequency (MHz)	Reading (dBuV)	Correct Factor (dB/m)	Result (dBuV/m)	Limit (dBuV/m)	Margin (dB)	Remark
1	5114.900	50.22	-0.15	50.07	54.00	-3.93	AVG
2	5150.000	49.91	-0.08	49.83	54.00	-4.17	AVG
3	5350.000	48.50	0.30	48.80	54.00	-5.20	AVG
4	5352.500	49.41	0.30	49.71	54.00	-4.29	AVG

Note:1.Result (dBuV/m) = Correct Factor (dB/m) + Reading(dBuV).

2.Correction factor (dB/m) = Antenna Factor (dB/m) + Cable loss (dB) – Pre-Amplifier gain (dB).

3.When the peak results are less than average limit, so not need to evaluate the average.

Standard:	FCC Part 15.407	Test Distance:	3 m
Test item:	Band edge		
Frequency:	5280 MHz		
Mode:	802.11ax HE20		
Ant.Polar.:	Horizontal		



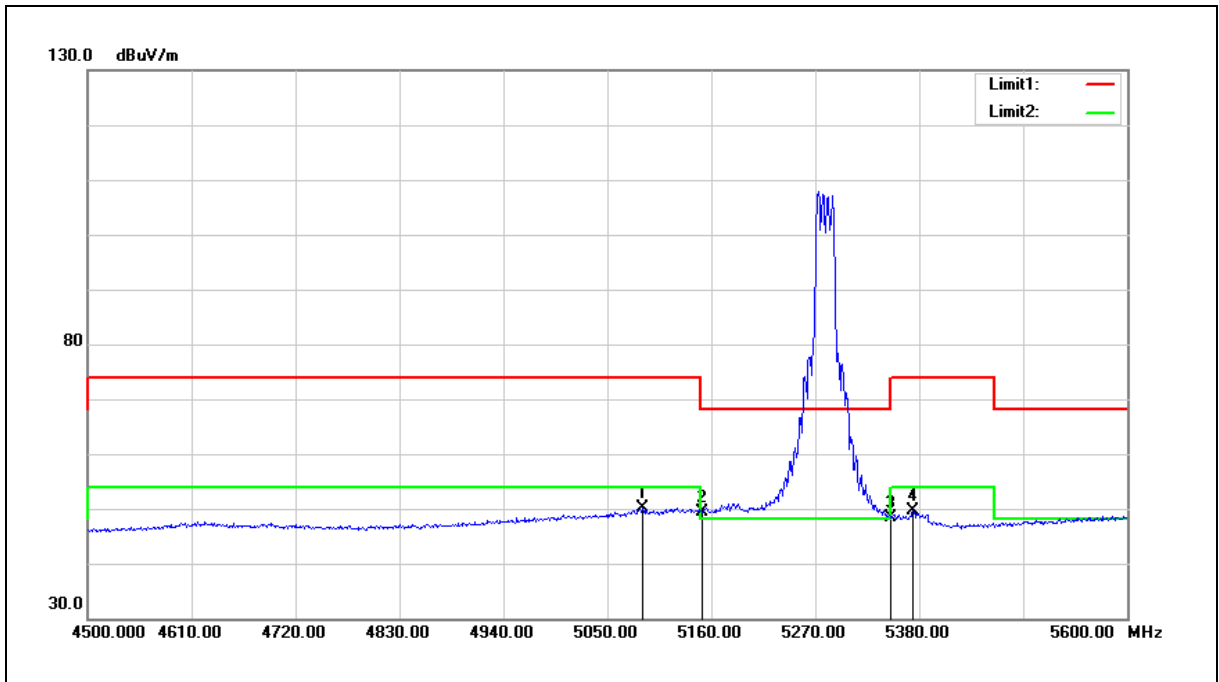
No.	Frequency (MHz)	Reading (dBuV)	Correct Factor (dB/m)	Result (dBuV/m)	Limit (dBuV/m)	Margin (dB)	Remark
1	5081.900	50.50	-0.20	50.30	54.00	-3.70	AVG
2	5150.000	49.44	-0.08	49.36	54.00	-4.64	AVG
3	5350.000	48.38	0.30	48.68	54.00	-5.32	AVG
4	5371.200	48.41	0.34	48.75	54.00	-5.25	AVG

Note:1.Result (dBuV/m) = Correct Factor (dB/m) + Reading(dBuV).

2.Correction factor (dB/m) = Antenna Factor (dB/m) + Cable loss (dB) – Pre-Amplifier gain (dB).

3.When the peak results are less than average limit, so not need to evaluate the average.

Standard:	FCC Part 15.407	Test Distance:	3 m
Test item:	Band edge		
Frequency:	5280 MHz		
Mode:	802.11ax HE20		
Ant.Polar.:	Vertical		



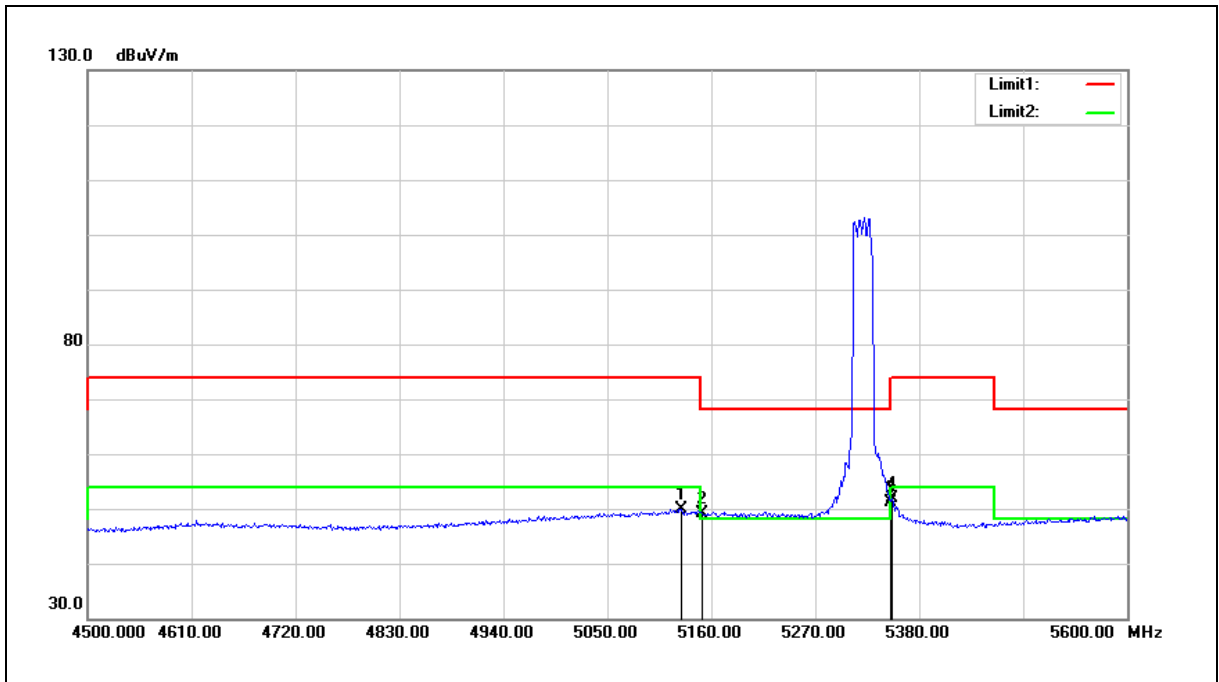
No.	Frequency (MHz)	Reading (dBuV)	Correct Factor (dB/m)	Result (dBuV/m)	Limit (dBuV/m)	Margin (dB)	Remark
1	5087.400	50.33	-0.20	50.13	54.00	-3.87	AVG
2	5150.000	49.50	-0.08	49.42	54.00	-4.58	AVG
3	5350.000	48.13	0.30	48.43	54.00	-5.57	AVG
4	5373.400	49.19	0.34	49.53	54.00	-4.47	AVG

Note: 1. Result (dBuV/m) = Correct Factor (dB/m) + Reading (dBuV).

2. Correction factor (dB/m) = Antenna Factor (dB/m) + Cable loss (dB) – Pre-Amplifier gain (dB).

3. When the peak results are less than average limit, so not need to evaluate the average.

Standard:	FCC Part 15.407	Test Distance:	3 m
Test item:	Band edge		
Frequency:	5320 MHz		
Mode:	802.11ax HE20		
Ant.Polar.:	Horizontal		



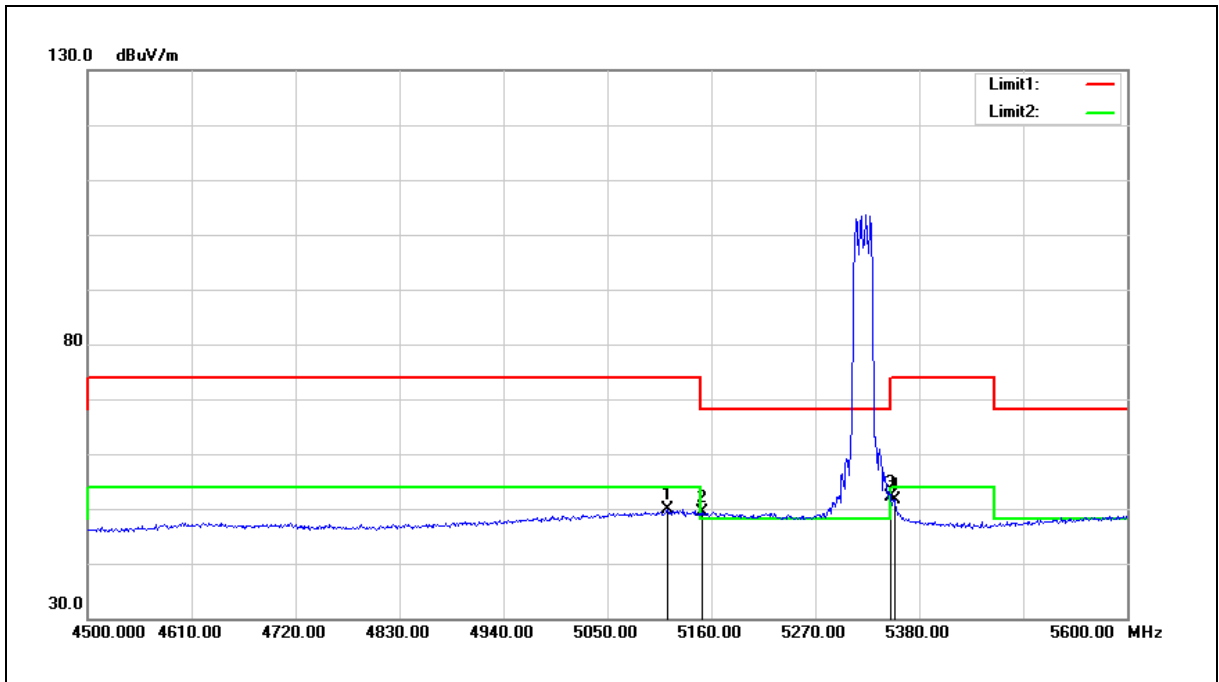
No.	Frequency (MHz)	Reading (dBuV)	Correct Factor (dB/m)	Result (dBuV/m)	Limit (dBuV/m)	Margin (dB)	Remark
1	5128.100	49.93	-0.13	49.80	54.00	-4.20	AVG
2	5150.000	49.28	-0.08	49.20	54.00	-4.80	AVG
3	5350.000	50.95	0.30	51.25	54.00	-2.75	AVG
4	5351.400	51.57	0.30	51.87	54.00	-2.13	AVG

Note: 1. Result (dBuV/m) = Correct Factor (dB/m) + Reading (dBuV).

2. Correction factor (dB/m) = Antenna Factor (dB/m) + Cable loss (dB) – Pre-Amplifier gain (dB).

3. When the peak results are less than average limit, so not need to evaluate the average.

Standard:	FCC Part 15.407	Test Distance:	3 m
Test item:	Band edge		
Frequency:	5320 MHz		
Mode:	802.11ax HE20		
Ant.Polar.:	Vertical		



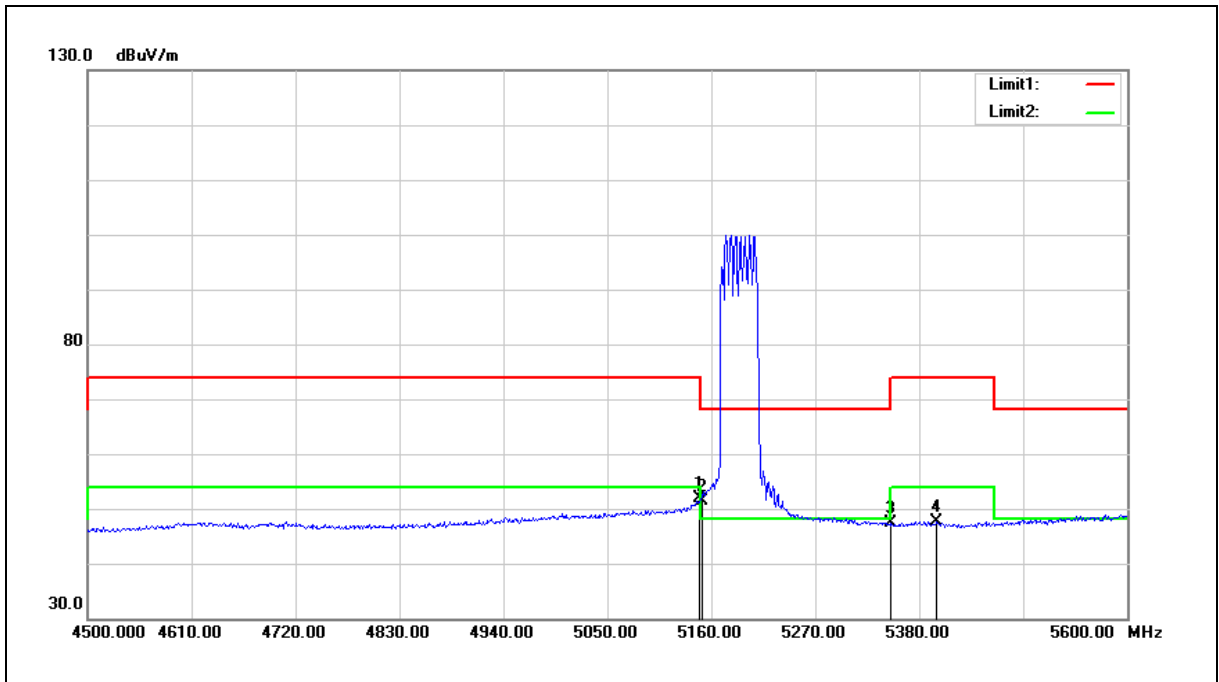
No.	Frequency (MHz)	Reading (dBuV)	Correct Factor (dB/m)	Result (dBuV/m)	Limit (dBuV/m)	Margin (dB)	Remark
1	5113.800	50.06	-0.15	49.91	54.00	-4.09	AVG
2	5150.000	49.35	-0.08	49.27	54.00	-4.73	AVG
3	5350.000	51.86	0.30	52.16	54.00	-1.84	AVG
4	5353.600	51.35	0.30	51.65	54.00	-2.35	AVG

Note:1.Result (dBuV/m) = Correct Factor (dB/m) + Reading(dBuV).

2.Correction factor (dB/m) = Antenna Factor (dB/m) + Cable loss (dB) – Pre-Amplifier gain (dB).

3.When the peak results are less than average limit, so not need to evaluate the average.

Standard:	FCC Part 15.407	Test Distance:	3 m
Test item:	Band edge		
Frequency:	5190 MHz		
Mode:	802.11ax HE40		
Ant.Polar.:	Horizontal		



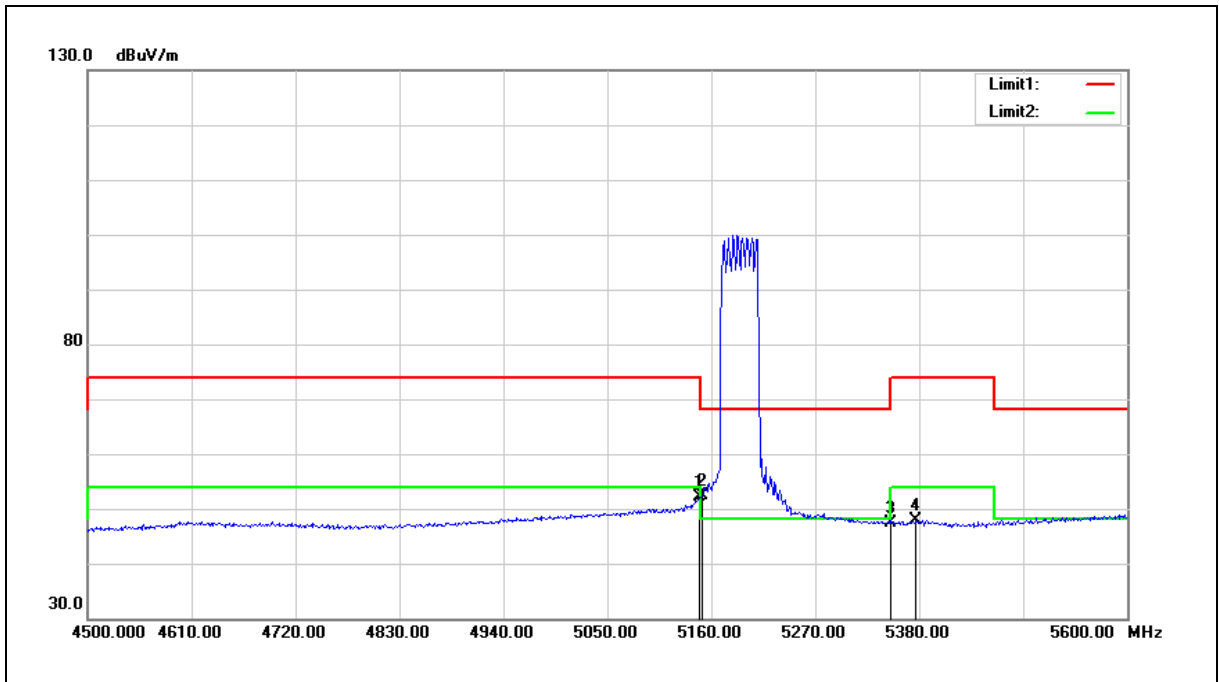
No.	Frequency (MHz)	Reading (dBuV)	Correct Factor (dB/m)	Result (dBuV/m)	Limit (dBuV/m)	Margin (dB)	Remark
1	5146.800	52.05	-0.08	51.97	54.00	-2.03	AVG
2	5150.000	51.53	-0.08	51.45	54.00	-2.55	AVG
3	5350.000	47.13	0.30	47.43	54.00	-6.57	AVG
4	5398.700	47.32	0.39	47.71	54.00	-6.29	AVG

Note: 1. Result (dBuV/m) = Correct Factor (dB/m) + Reading (dBuV).

2. Correction factor (dB/m) = Antenna Factor (dB/m) + Cable loss (dB) – Pre-Amplifier gain (dB).

3. When the peak results are less than average limit, so not need to evaluate the average.

Standard:	FCC Part 15.407	Test Distance:	3 m
Test item:	Band edge		
Frequency:	5190 MHz		
Mode:	802.11ax HE40		
Ant.Polar.:	Vertical		



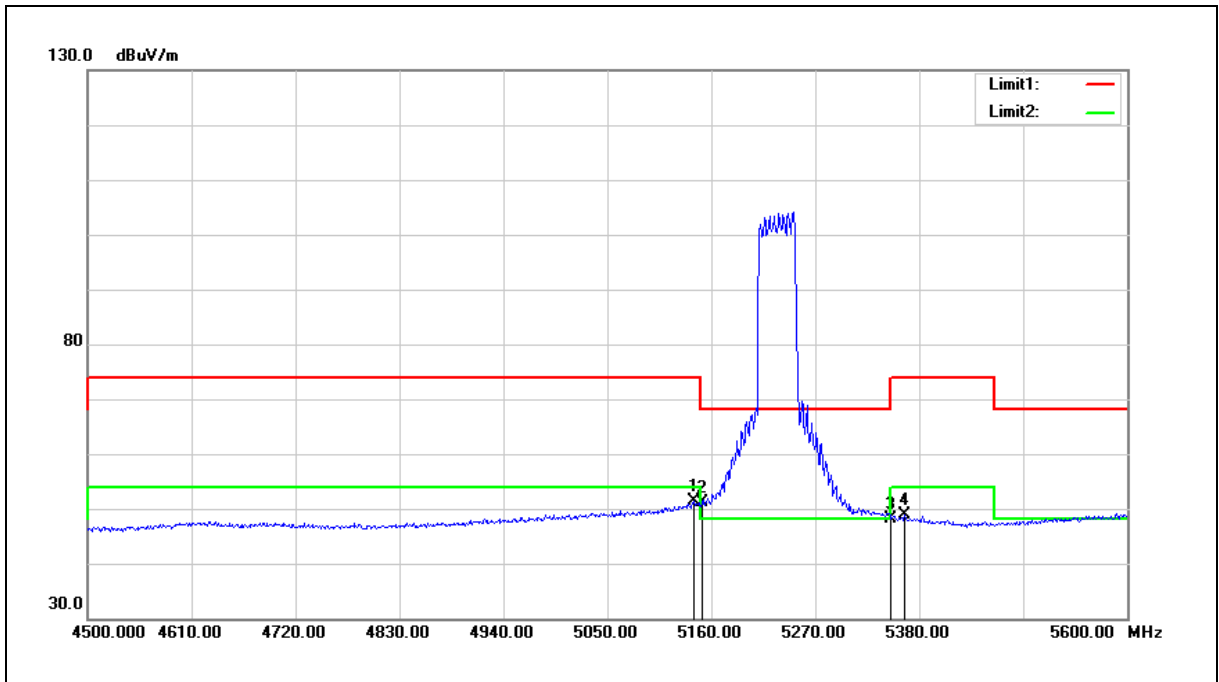
No.	Frequency (MHz)	Reading (dBuV)	Correct Factor (dB/m)	Result (dBuV/m)	Limit (dBuV/m)	Margin (dB)	Remark
1	5147.900	52.21	-0.08	52.13	54.00	-1.87	AVG
2	5150.000	52.36	-0.08	52.28	54.00	-1.72	AVG
3	5350.000	47.00	0.30	47.30	54.00	-6.70	AVG
4	5376.700	47.50	0.34	47.84	54.00	-6.16	AVG

Note:1.Result (dBuV/m) = Correct Factor (dB/m) + Reading(dBuV).

2.Correction factor (dB/m) = Antenna Factor (dB/m) + Cable loss (dB) – Pre-Amplifier gain (dB).

3.When the peak results are less than average limit, so not need to evaluate the average.

Standard:	FCC Part 15.407	Test Distance:	3 m
Test item:	Band edge		
Frequency:	5230 MHz		
Mode:	802.11ax HE40		
Ant.Polar.:	Horizontal		



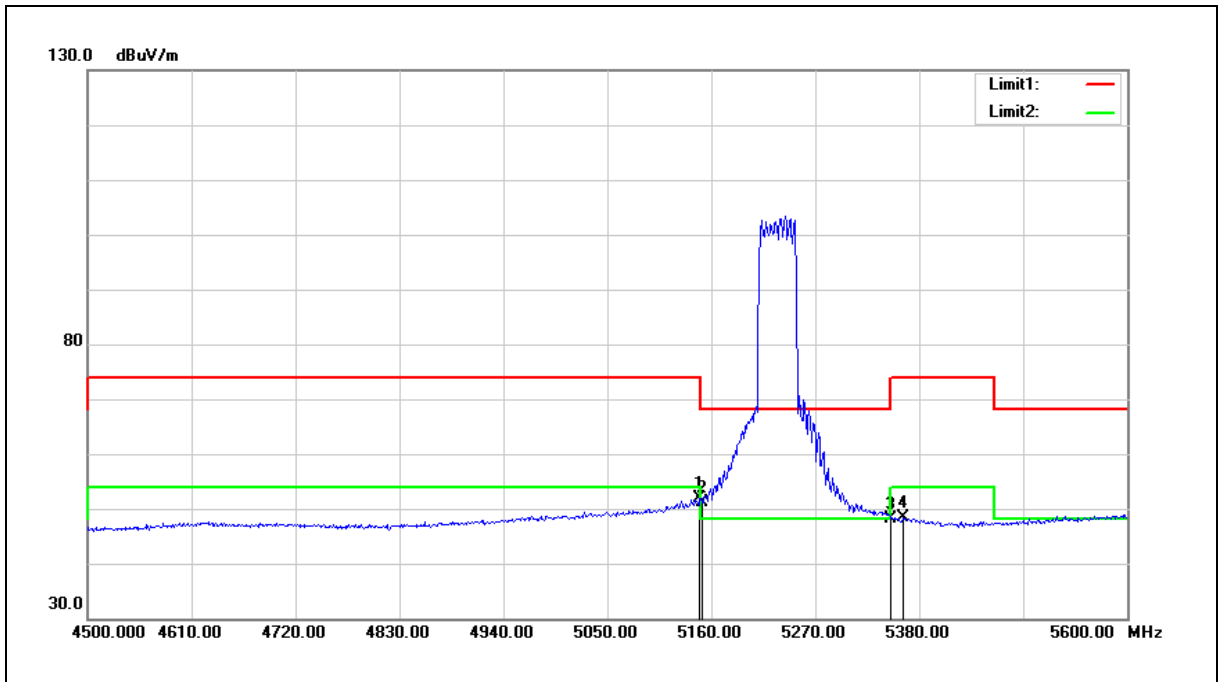
No.	Frequency (MHz)	Reading (dBuV)	Correct Factor (dB/m)	Result (dBuV/m)	Limit (dBuV/m)	Margin (dB)	Remark
1	5141.300	51.38	-0.10	51.28	54.00	-2.72	AVG
2	5150.000	51.10	-0.08	51.02	54.00	-2.98	AVG
3	5350.000	47.92	0.30	48.22	54.00	-5.78	AVG
4	5364.600	48.54	0.32	48.86	54.00	-5.14	AVG

Note:1.Result (dBuV/m) = Correct Factor (dB/m) + Reading(dBuV).

2.Correction factor (dB/m) = Antenna Factor (dB/m) + Cable loss (dB) – Pre-Amplifier gain (dB).

3.When the peak results are less than average limit, so not need to evaluate the average.

Standard:	FCC Part 15.407	Test Distance:	3 m
Test item:	Band edge		
Frequency:	5230 MHz		
Mode:	802.11ax HE40		
Ant.Polar.:	Vertical		



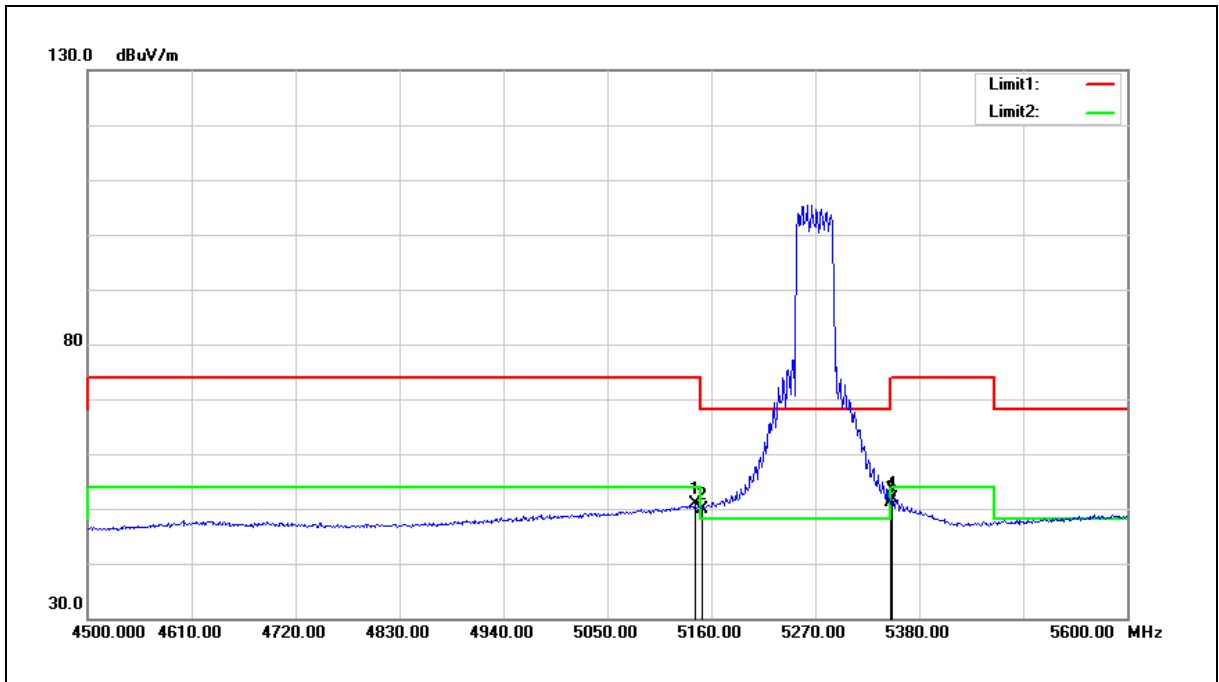
No.	Frequency (MHz)	Reading (dBuV)	Correct Factor (dB/m)	Result (dBuV/m)	Limit (dBuV/m)	Margin (dB)	Remark
1	5147.900	52.08	-0.08	52.00	54.00	-2.00	AVG
2	5150.000	51.10	-0.08	51.02	54.00	-2.98	AVG
3	5350.000	47.79	0.30	48.09	54.00	-5.91	AVG
4	5363.500	47.97	0.32	48.29	54.00	-5.71	AVG

Note:1.Result (dBuV/m) = Correct Factor (dB/m) + Reading(dBuV).

2.Correction factor (dB/m) = Antenna Factor (dB/m) + Cable loss (dB) – Pre-Amplifier gain (dB).

3.When the peak results are less than average limit, so not need to evaluate the average.

Standard:	FCC Part 15.407	Test Distance:	3 m
Test item:	Band edge		
Frequency:	5270 MHz		
Mode:	802.11ax HE40		
Ant.Polar.:	Horizontal		



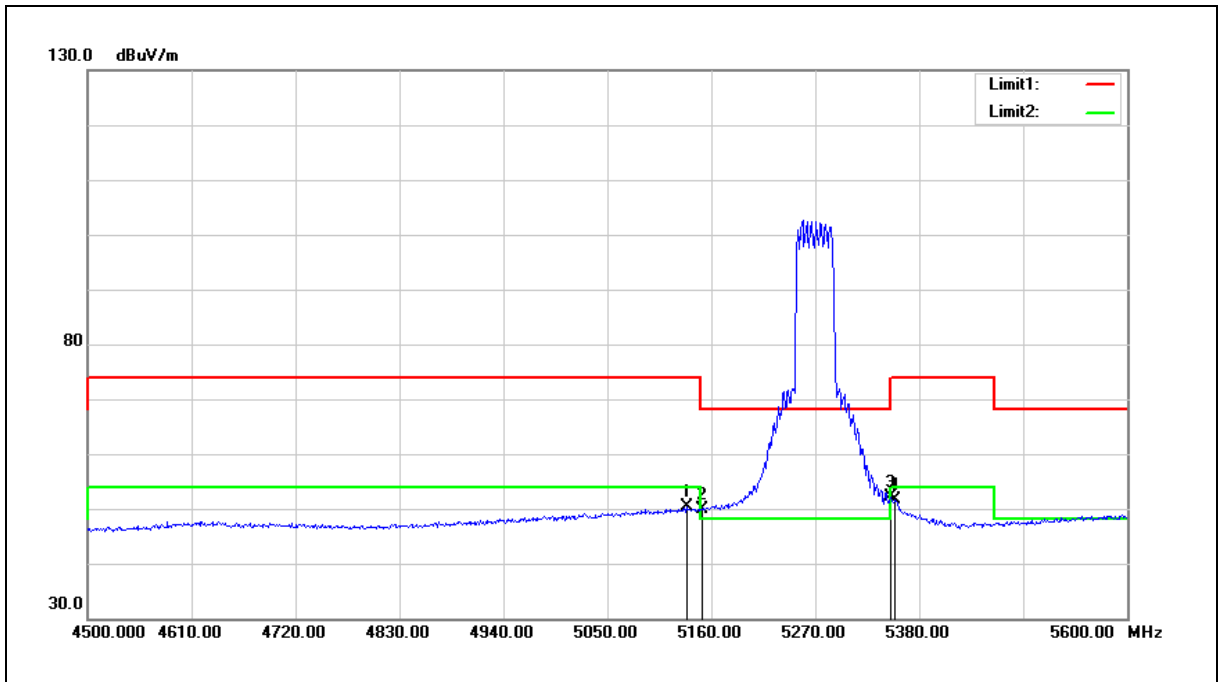
No.	Frequency (MHz)	Reading (dBuV)	Correct Factor (dB/m)	Result (dBuV/m)	Limit (dBuV/m)	Margin (dB)	Remark
1	5142.400	50.91	-0.10	50.81	54.00	-3.19	AVG
2	5150.000	50.07	-0.08	49.99	54.00	-4.01	AVG
3	5350.000	50.78	0.30	51.08	54.00	-2.92	AVG
4	5351.400	51.48	0.30	51.78	54.00	-2.22	AVG

Note:1.Result (dBuV/m) = Correct Factor (dB/m) + Reading(dBuV).

2.Correction factor (dB/m) = Antenna Factor (dB/m) + Cable loss (dB) – Pre-Amplifier gain (dB).

3.When the peak results are less than average limit, so not need to evaluate the average.

Standard:	FCC Part 15.407	Test Distance:	3 m
Test item:	Band edge		
Frequency:	5270 MHz		
Mode:	802.11ax HE40		
Ant.Polar.:	Vertical		



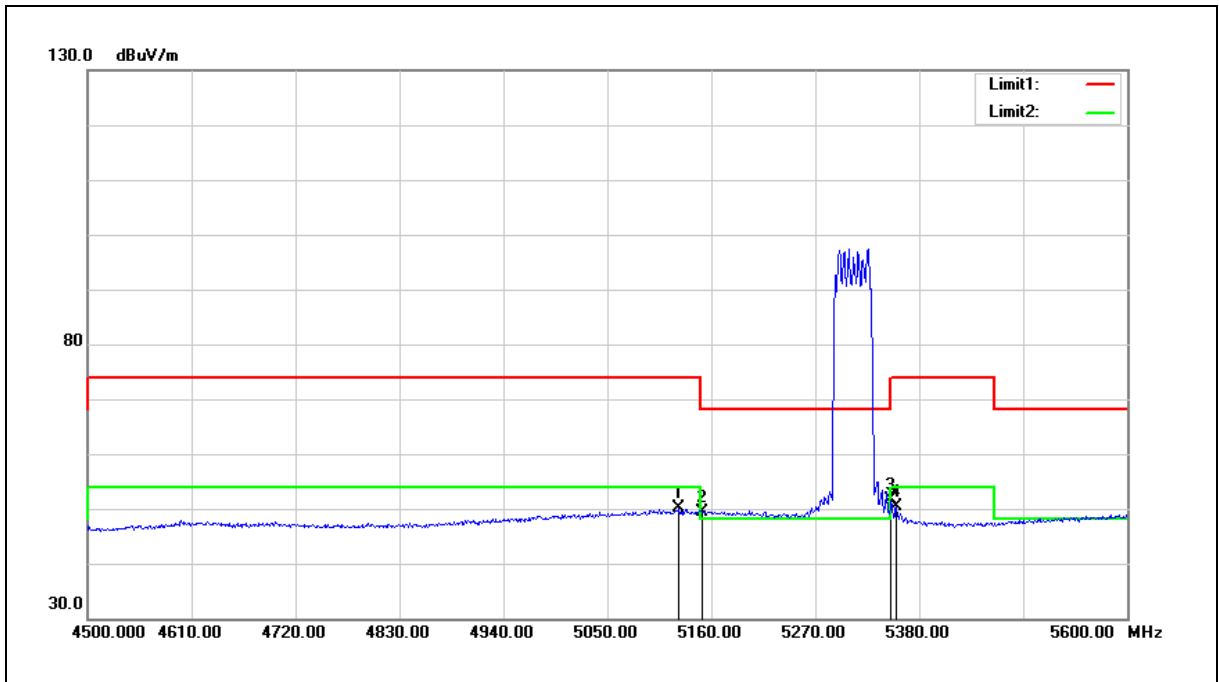
No.	Frequency (MHz)	Reading (dBuV)	Correct Factor (dB/m)	Result (dBuV/m)	Limit (dBuV/m)	Margin (dB)	Remark
1	5133.600	50.48	-0.10	50.38	54.00	-3.62	AVG
2	5150.000	49.92	-0.08	49.84	54.00	-4.16	AVG
3	5350.000	51.83	0.30	52.13	54.00	-1.87	AVG
4	5354.700	51.23	0.30	51.53	54.00	-2.47	AVG

Note:1.Result (dBuV/m) = Correct Factor (dB/m) + Reading(dBuV).

2.Correction factor (dB/m) = Antenna Factor (dB/m) + Cable loss (dB) – Pre-Amplifier gain (dB).

3.When the peak results are less than average limit, so not need to evaluate the average.

Standard:	FCC Part 15.407	Test Distance:	3 m
Test item:	Band edge		
Frequency:	5310 MHz		
Mode:	802.11ax HE40		
Ant.Polar.:	Horizontal		



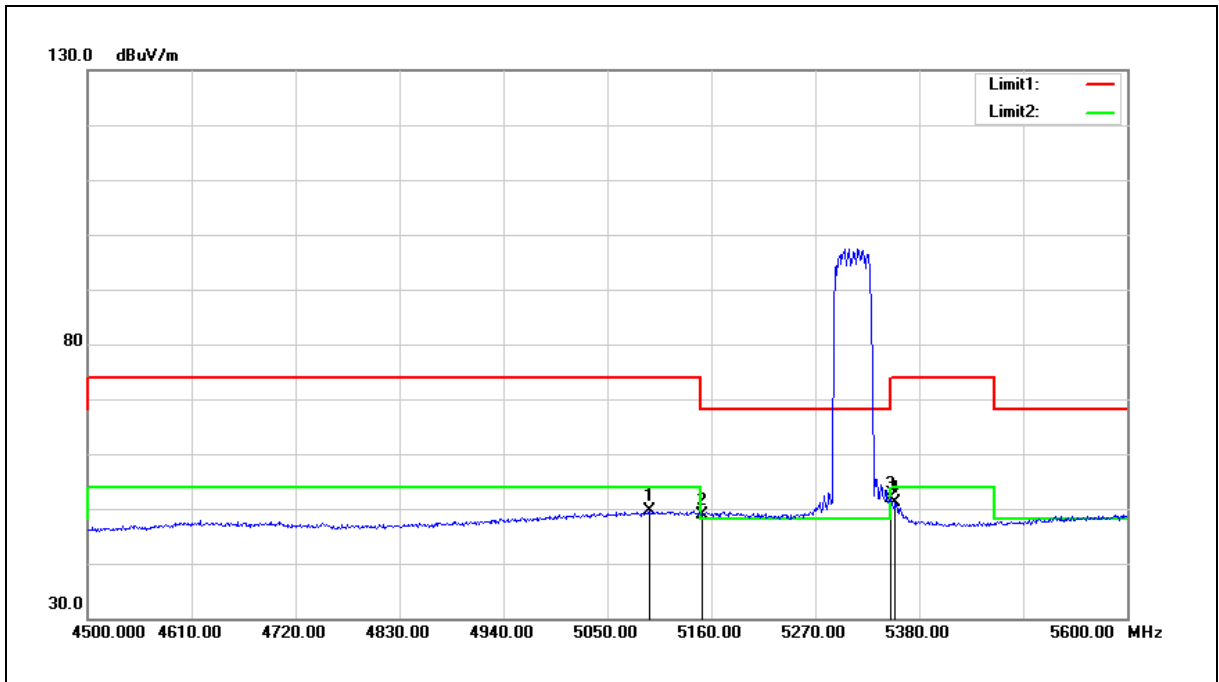
No.	Frequency (MHz)	Reading (dBuV)	Correct Factor (dB/m)	Result (dBuV/m)	Limit (dBuV/m)	Margin (dB)	Remark
1	5125.900	50.16	-0.13	50.03	54.00	-3.97	AVG
2	5150.000	49.48	-0.08	49.40	54.00	-4.60	AVG
3	5350.000	51.30	0.30	51.60	54.00	-2.40	AVG
4	5355.800	50.04	0.30	50.34	54.00	-3.66	AVG

Note:1.Result (dBuV/m) = Correct Factor (dB/m) + Reading(dBuV).

2.Correction factor (dB/m) = Antenna Factor (dB/m) + Cable loss (dB) – Pre-Amplifier gain (dB).

3.When the peak results are less than average limit, so not need to evaluate the average.

Standard:	FCC Part 15.407	Test Distance:	3 m
Test item:	Band edge		
Frequency:	5310 MHz		
Mode:	802.11ax HE40		
Ant.Polar.:	Vertical		



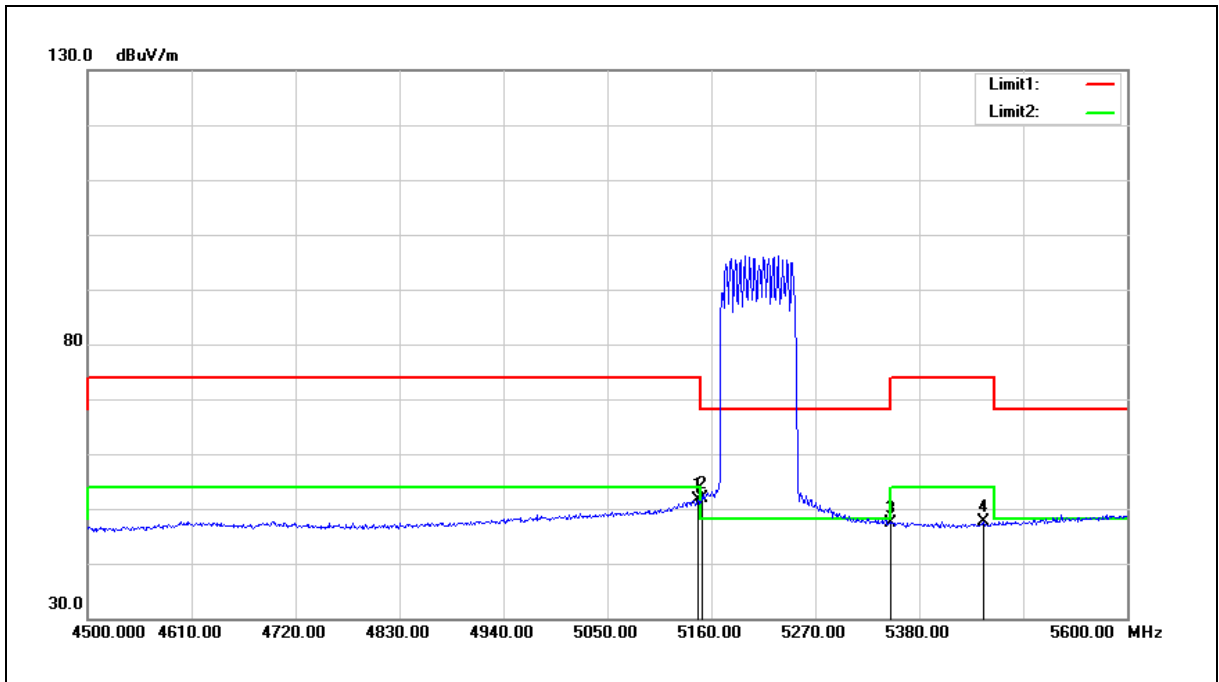
No.	Frequency (MHz)	Reading (dBuV)	Correct Factor (dB/m)	Result (dBuV/m)	Limit (dBuV/m)	Margin (dB)	Remark
1	5094.000	49.77	-0.18	49.59	54.00	-4.41	AVG
2	5150.000	49.02	-0.08	48.94	54.00	-5.06	AVG
3	5350.000	51.61	0.30	51.91	54.00	-2.09	AVG
4	5354.700	50.88	0.30	51.18	54.00	-2.82	AVG

Note:1.Result (dBuV/m) = Correct Factor (dB/m) + Reading(dBuV).

2.Correction factor (dB/m) = Antenna Factor (dB/m) + Cable loss (dB) – Pre-Amplifier gain (dB).

3.When the peak results are less than average limit, so not need to evaluate the average.

Standard:	FCC Part 15.407	Test Distance:	3 m
Test item:	Band edge		
Frequency:	5210 MHz		
Mode:	802.11ax HE80		
Ant.Polar.:	Horizontal		



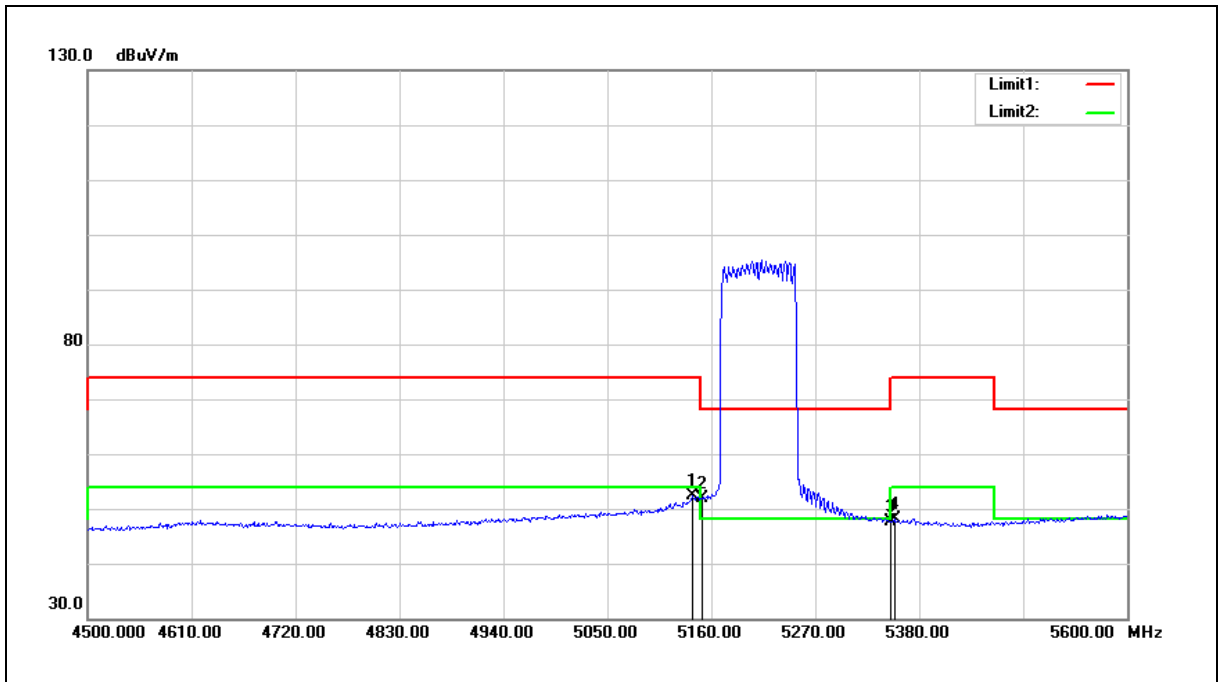
No.	Frequency (MHz)	Reading (dBuV)	Correct Factor (dB/m)	Result (dBuV/m)	Limit (dBuV/m)	Margin (dB)	Remark
1	5145.700	51.67	-0.08	51.59	54.00	-2.41	AVG
2	5150.000	52.04	-0.08	51.96	54.00	-2.04	AVG
3	5350.000	47.04	0.30	47.34	54.00	-6.66	AVG
4	5448.200	47.08	0.48	47.56	54.00	-6.44	AVG

Note:1.Result (dBuV/m) = Correct Factor (dB/m) + Reading(dBuV).

2.Correction factor (dB/m) = Antenna Factor (dB/m) + Cable loss (dB) – Pre-Amplifier gain (dB).

3.When the peak results are less than average limit, so not need to evaluate the average.

Standard:	FCC Part 15.407	Test Distance:	3 m
Test item:	Band edge		
Frequency:	5210 MHz		
Mode:	802.11ax HE80		
Ant.Polar.:	Vertical		



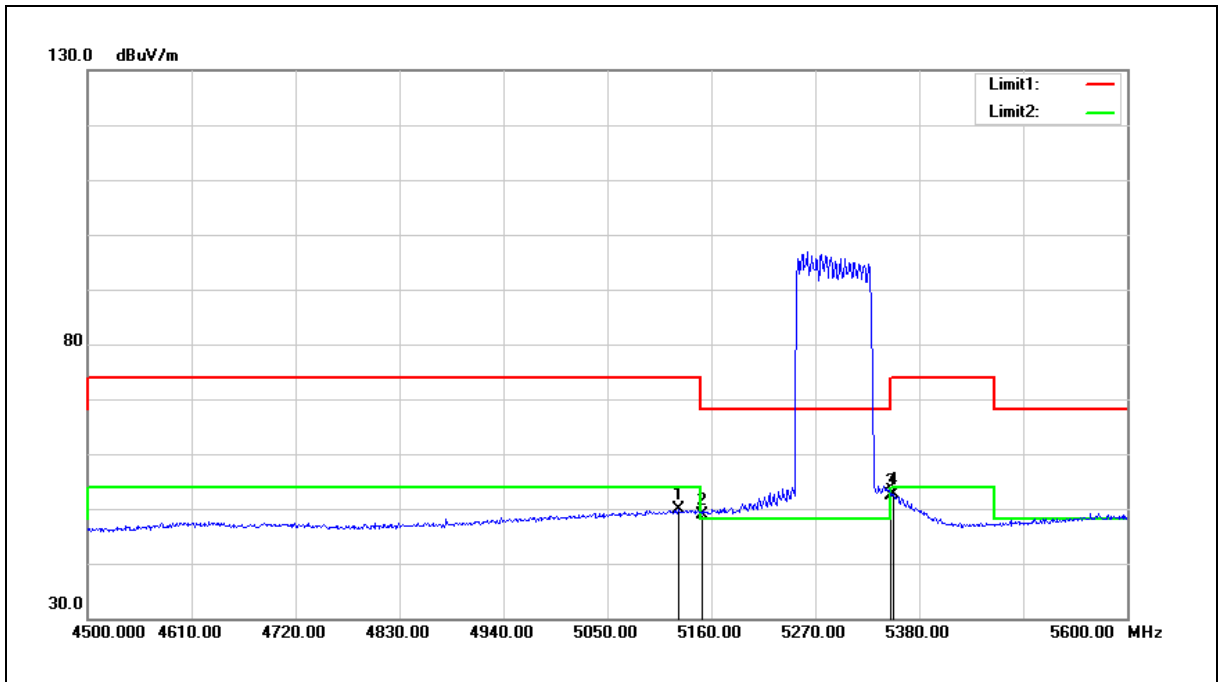
No.	Frequency (MHz)	Reading (dBuV)	Correct Factor (dB/m)	Result (dBuV/m)	Limit (dBuV/m)	Margin (dB)	Remark
1	5140.200	52.49	-0.10	52.39	54.00	-1.61	AVG
2	5150.000	52.08	-0.08	52.00	54.00	-2.00	AVG
3	5350.000	47.28	0.30	47.58	54.00	-6.42	AVG
4	5353.600	47.93	0.30	48.23	54.00	-5.77	AVG

Note:1.Result (dBuV/m) = Correct Factor (dB/m) + Reading(dBuV).

2.Correction factor (dB/m) = Antenna Factor (dB/m) + Cable loss (dB) – Pre-Amplifier gain (dB).

3.When the peak results are less than average limit, so not need to evaluate the average.

Standard:	FCC Part 15.407	Test Distance:	3 m
Test item:	Band edge		
Frequency:	5290 MHz		
Mode:	802.11ax HE80		
Ant.Polar.:	Horizontal		



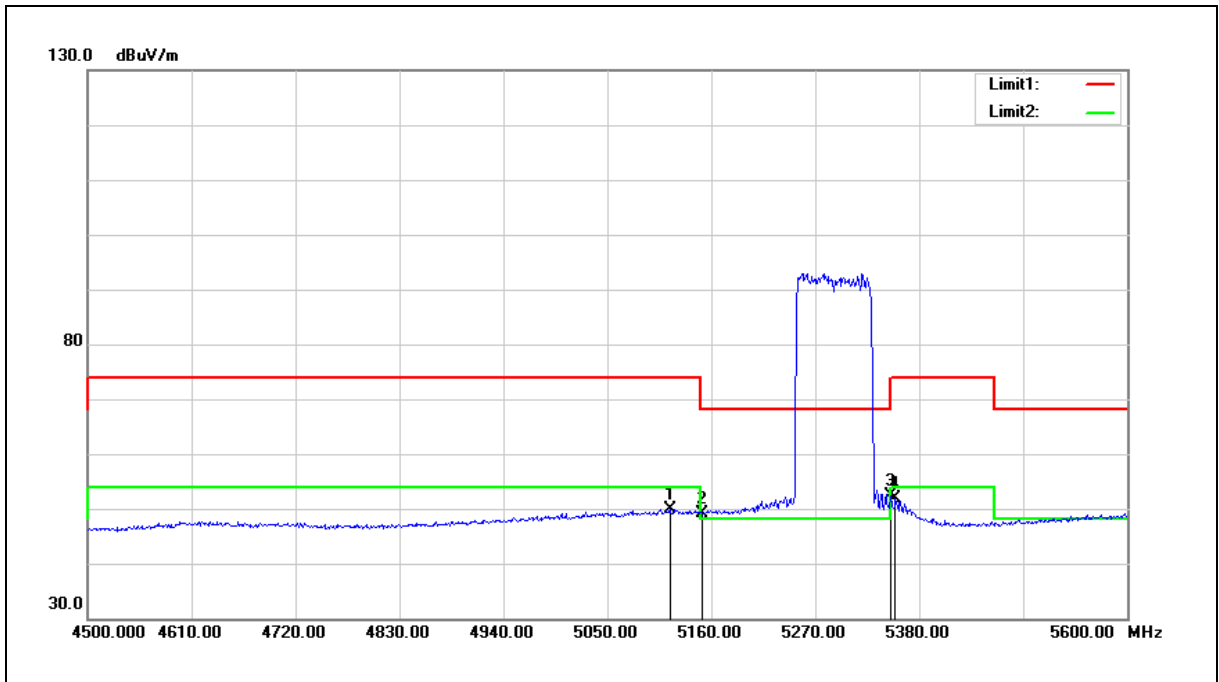
No.	Frequency (MHz)	Reading (dBuV)	Correct Factor (dB/m)	Result (dBuV/m)	Limit (dBuV/m)	Margin (dB)	Remark
1	5124.800	49.98	-0.13	49.85	54.00	-4.15	AVG
2	5150.000	49.08	-0.08	49.00	54.00	-5.00	AVG
3	5350.000	51.98	0.30	52.28	54.00	-1.72	AVG
4	5352.500	52.33	0.30	52.63	54.00	-1.37	AVG

Note:1.Result (dBuV/m) = Correct Factor (dB/m) + Reading(dBuV).

2.Correction factor (dB/m) = Antenna Factor (dB/m) + Cable loss (dB) – Pre-Amplifier gain (dB).

3.When the peak results are less than average limit, so not need to evaluate the average.

Standard:	FCC Part 15.407	Test Distance:	3 m
Test item:	Band edge		
Frequency:	5290 MHz		
Mode:	802.11ax HE80		
Ant.Polar.:	Vertical		



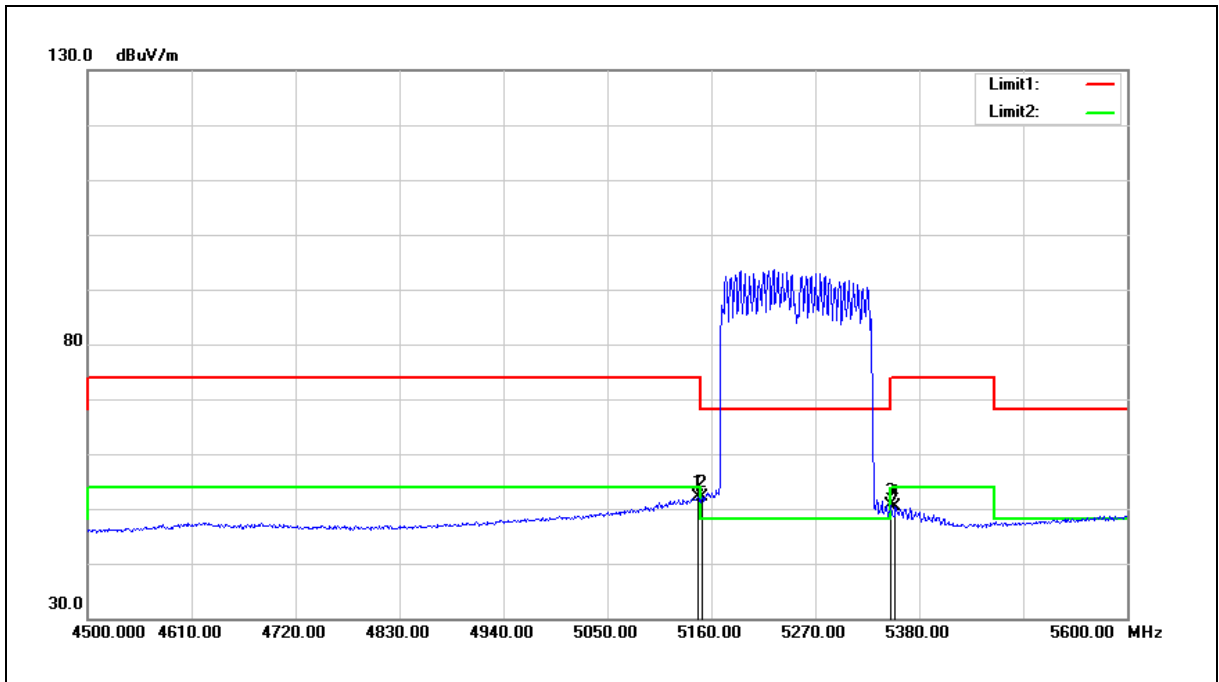
No.	Frequency (MHz)	Reading (dBuV)	Correct Factor (dB/m)	Result (dBuV/m)	Limit (dBuV/m)	Margin (dB)	Remark
1	5116.000	50.12	-0.15	49.97	54.00	-4.03	AVG
2	5150.000	49.28	-0.08	49.20	54.00	-4.80	AVG
3	5350.000	52.02	0.30	52.32	54.00	-1.68	AVG
4	5354.700	51.46	0.30	51.76	54.00	-2.24	AVG

Note:1.Result (dBuV/m) = Correct Factor (dB/m) + Reading(dBuV).

2.Correction factor (dB/m) = Antenna Factor (dB/m) + Cable loss (dB) – Pre-Amplifier gain (dB).

3.When the peak results are less than average limit, so not need to evaluate the average.

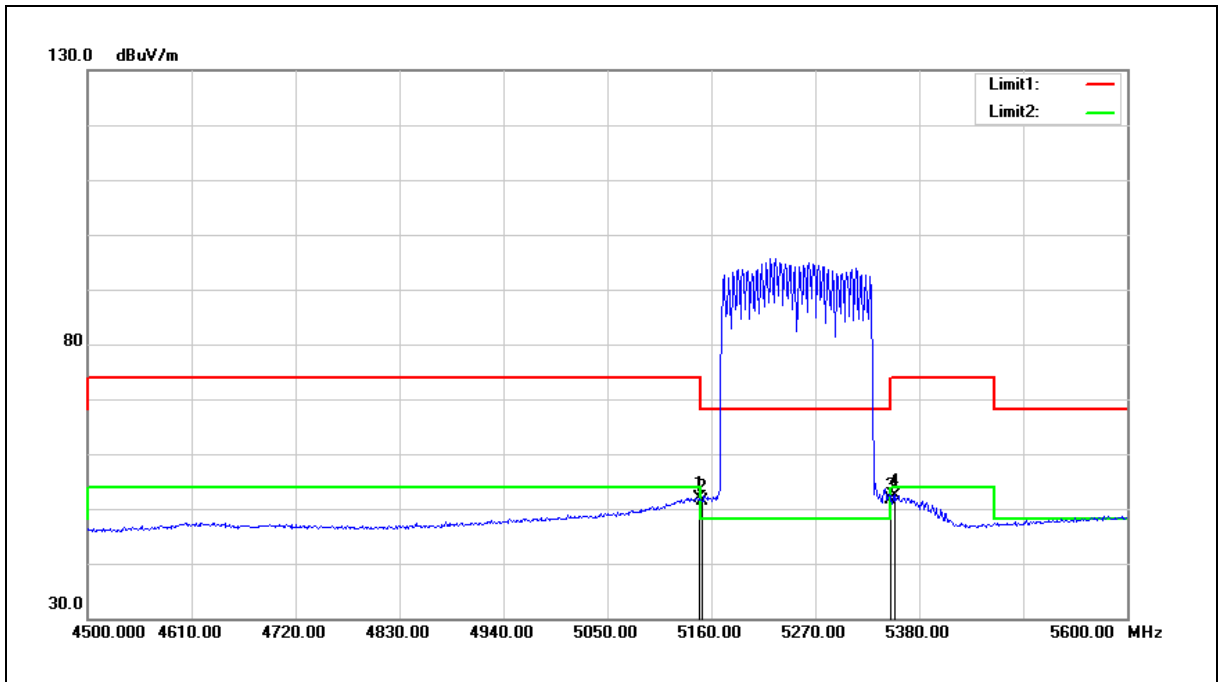
Standard:	FCC Part 15.407	Test Distance:	3 m
Test item:	Band edge		
Frequency:	5250 MHz		
Mode:	802.11ax HE160		
Ant.Polar.:	Horizontal		



No.	Frequency (MHz)	Reading (dBuV)	Correct Factor (dB/m)	Result (dBuV/m)	Limit (dBuV/m)	Margin (dB)	Remark
1	5145.700	52.23	-0.08	52.15	54.00	-1.85	AVG
2	5150.000	52.16	-0.08	52.08	54.00	-1.92	AVG
3	5350.000	50.40	0.30	50.70	54.00	-3.30	AVG
4	5354.700	50.14	0.30	50.44	54.00	-3.56	AVG

- Note: 1. Result (dBuV/m) = Correct Factor (dB/m) + Reading (dBuV).
 2. Correction factor (dB/m) = Antenna Factor (dB/m) + Cable loss (dB) – Pre-Amplifier gain (dB).
 3. When the peak results are less than average limit, so not need to evaluate the average.

Standard:	FCC Part 15.407	Test Distance:	3 m
Test item:	Band edge		
Frequency:	5250 MHz		
Mode:	802.11ax HE160		
Ant.Polar.:	Vertical		



No.	Frequency (MHz)	Reading (dBuV)	Correct Factor (dB/m)	Result (dBuV/m)	Limit (dBuV/m)	Margin (dB)	Remark
1	5147.900	52.03	-0.08	51.95	54.00	-2.05	AVG
2	5150.000	51.54	-0.08	51.46	54.00	-2.54	AVG
3	5350.000	51.25	0.30	51.55	54.00	-2.45	AVG
4	5353.600	52.20	0.30	52.50	54.00	-1.50	AVG

Note:1.Result (dBuV/m) = Correct Factor (dB/m) + Reading(dBuV).

2.Correction factor (dB/m) = Antenna Factor (dB/m) + Cable loss (dB) – Pre-Amplifier gain (dB).

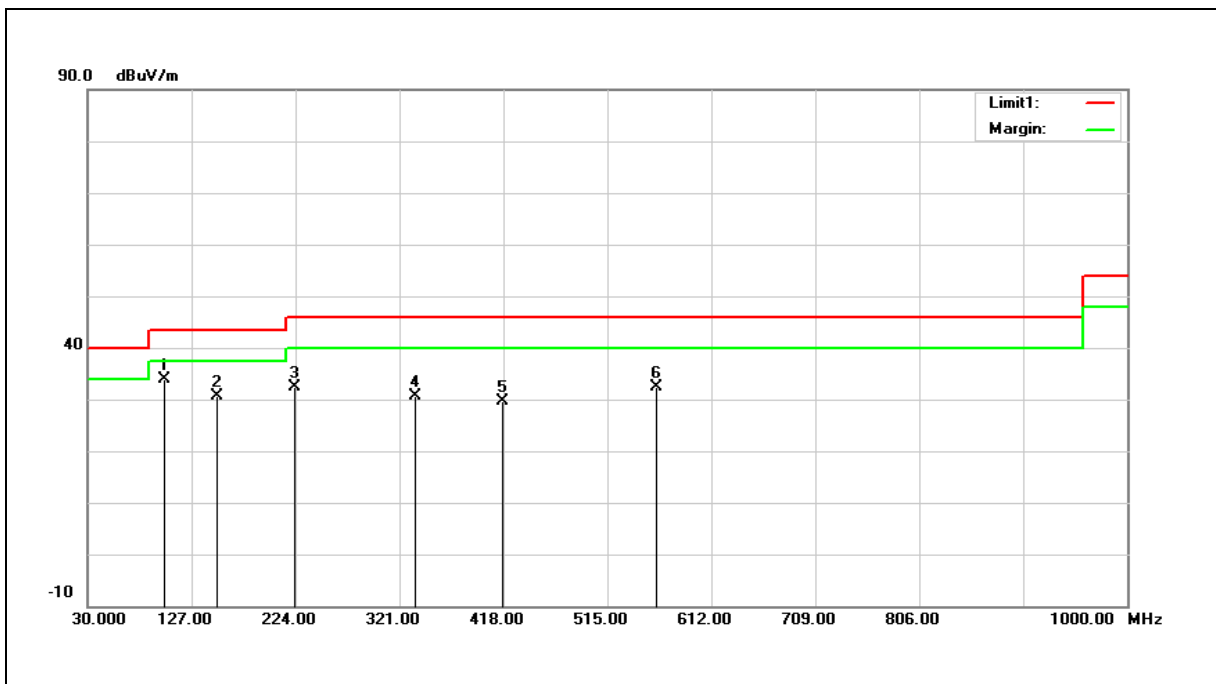
3.When the peak results are less than average limit, so not need to evaluate the average.

High Band_B2C & B3 2X2_Beamforming on

Harmonic

Below 1 GHz

Standard:	FCC Part 15.407	Test Distance:	3 m
Test item:	Radiated Emission		
Frequency:	5785 MHz		
Mode:	802.11ax HE20		
Ant.Polar.:	Horizontal		



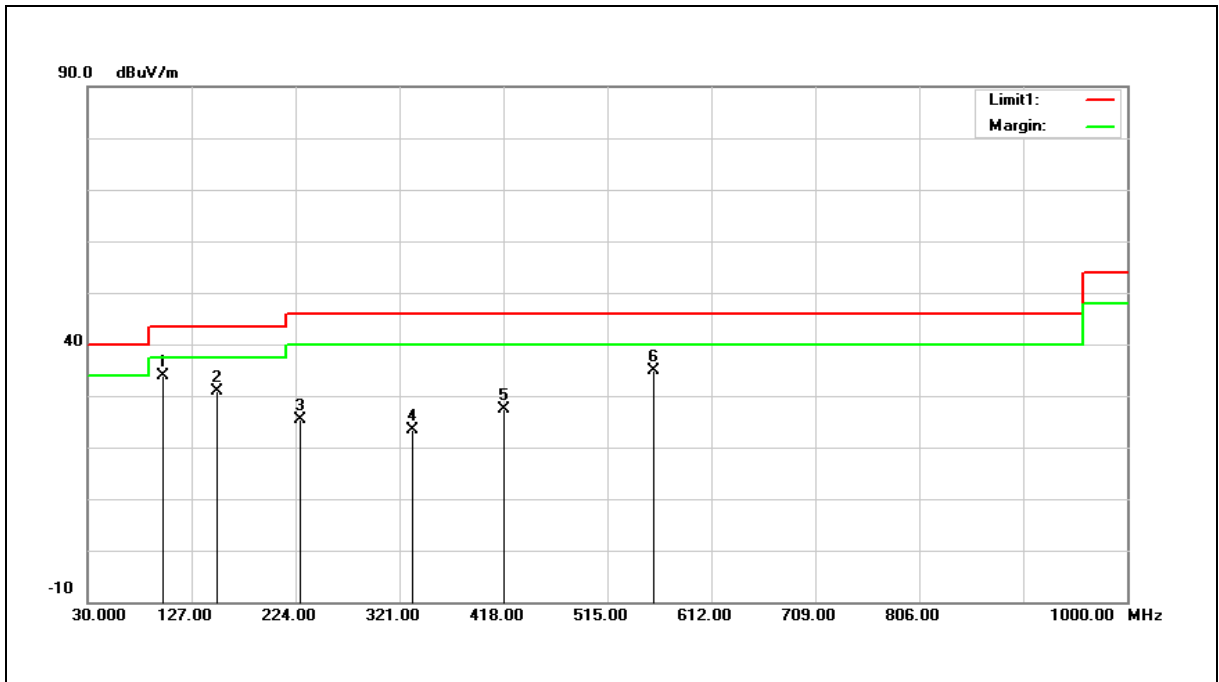
No.	Frequency (MHz)	Reading (dBuV)	Correct Factor (dB/m)	Result (dBuV/m)	Limit (dBuV/m)	Margin (dB)	Remark
1	101.7800	45.34	-11.48	33.86	43.50	-9.64	QP
2	150.2800	37.15	-6.57	30.58	43.50	-12.92	QP
3	223.0300	40.82	-8.45	32.37	46.00	-13.63	QP
4	335.5500	35.76	-5.22	30.54	46.00	-15.46	QP
5	417.0300	32.86	-3.11	29.75	46.00	-16.25	QP
6	560.5900	32.71	-0.31	32.40	46.00	-13.60	QP

Note: 1.Result (dBuV/m) = Correct Factor (dB/m) + Reading(dBuV).

2.Correction factor (dB/m) = Antenna Factor (dB/m) + Cable loss (dB) – Pre-Amplifier gain (dB).

3.When the peak results are less than average limit, so not need to evaluate the average.

Standard:	FCC Part 15.407	Test Distance:	3 m
Test item:	Radiated Emission		
Frequency:	5785 MHz		
Mode:	802.11ax HE20		
Ant.Polar.:	Vertical		



No.	Frequency (MHz)	Reading (dBuV)	Correct Factor (dB/m)	Result (dBuV/m)	Limit (dBuV/m)	Margin (dB)	Remark
1	100.8100	45.54	-11.61	33.93	43.50	-9.57	QP
2	151.2500	37.42	-6.55	30.87	43.50	-12.63	QP
3	228.8500	33.54	-8.08	25.46	46.00	-20.54	QP
4	333.6100	28.63	-5.25	23.38	46.00	-22.62	QP
5	418.9700	30.41	-3.07	27.34	46.00	-18.66	QP
6	558.6500	35.30	-0.37	34.93	46.00	-11.07	QP

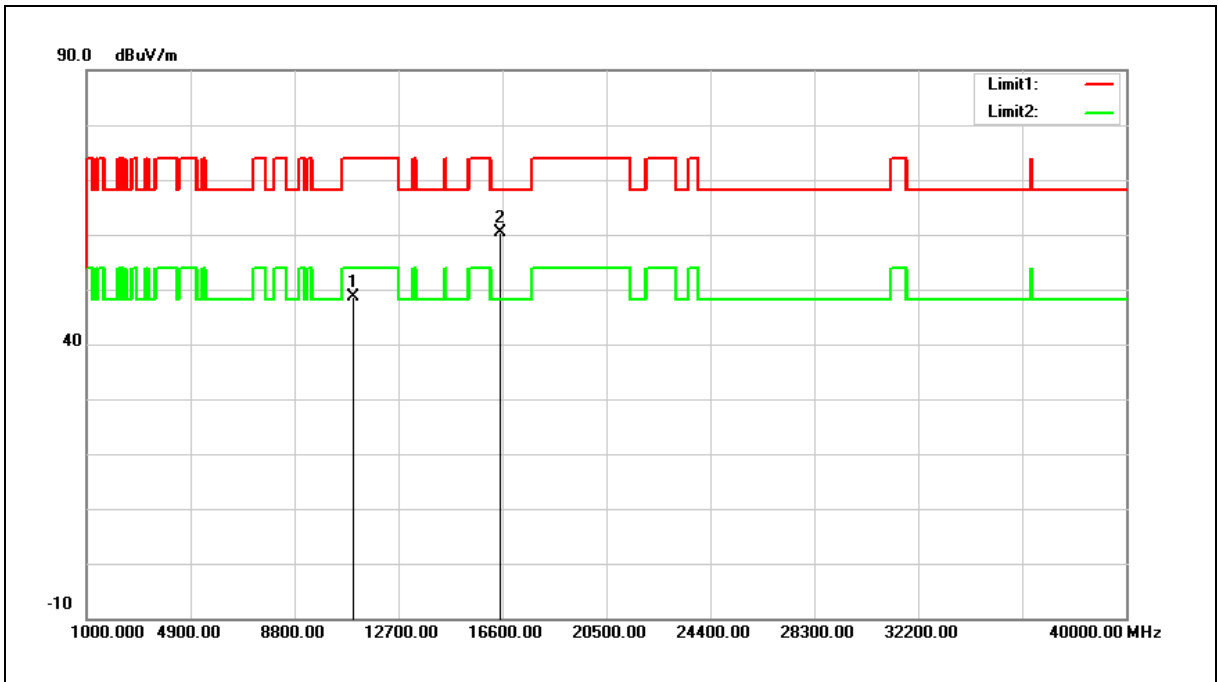
Note:1.Result (dBuV/m) = Correct Factor (dB/m) + Reading(dBuV).

2.Correction factor (dB/m) = Antenna Factor (dB/m) + Cable loss (dB) – Pre-Amplifier gain (dB).

3.When the peak results are less than average limit, so not need to evaluate the average.

Above 1 GHz

Standard:	FCC Part 15.407	Test Distance:	3 m
Test item:	Harmonic		
Frequency:	5500 MHz		
Mode:	802.11ax HE20		
Ant.Polar.:	Horizontal		



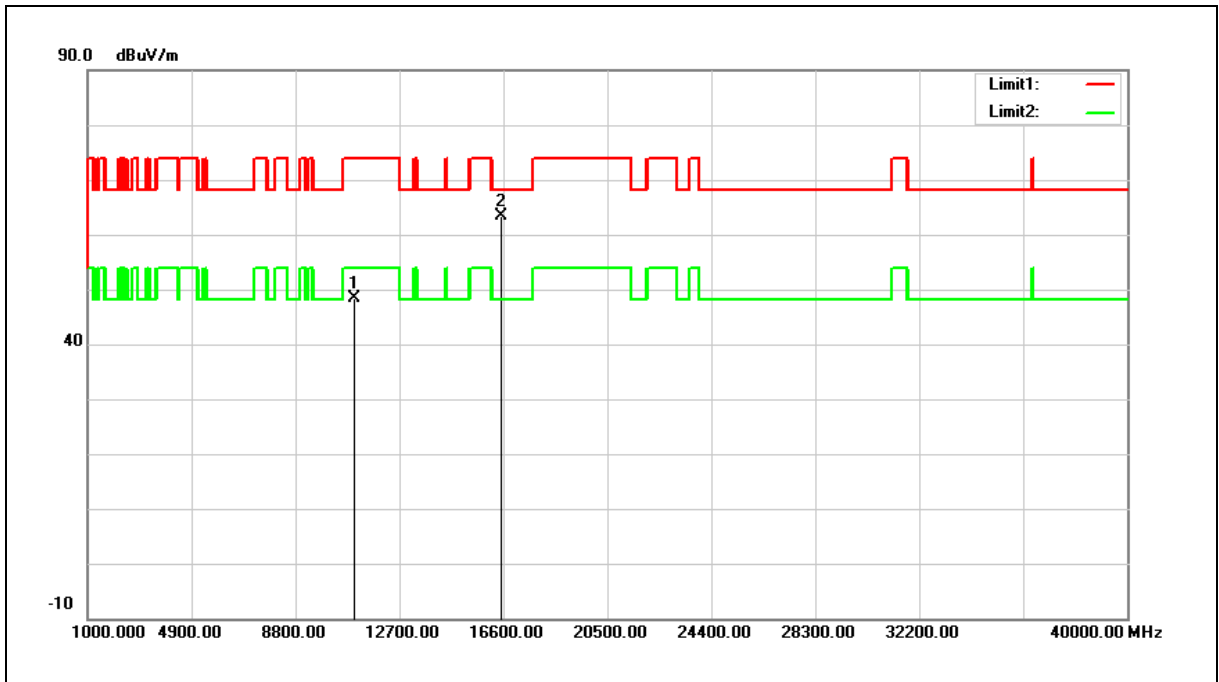
No.	Frequency (MHz)	Reading (dBuV)	Correct Factor (dB/m)	Result (dBuV/m)	Limit (dBuV/m)	Margin (dB)	Remark
1	11000.000	34.04	14.47	48.51	74.00	-25.49	peak
2	16500.000	43.69	16.63	60.32	68.20	-7.88	peak

Note:1.Result (dBuV/m) = Correct Factor (dB/m) + Reading(dBuV).

2.Correction factor (dB/m) = Antenna Factor (dB/m) + Cable loss (dB) – Pre-Amplifier gain (dB).

3.When the peak results are less than average limit, so not need to evaluate the average.

Standard:	FCC Part 15.407	Test Distance:	3 m
Test item:	Harmonic		
Frequency:	5500 MHz		
Mode:	802.11ax HE20		
Ant.Polar.:	Vertical		



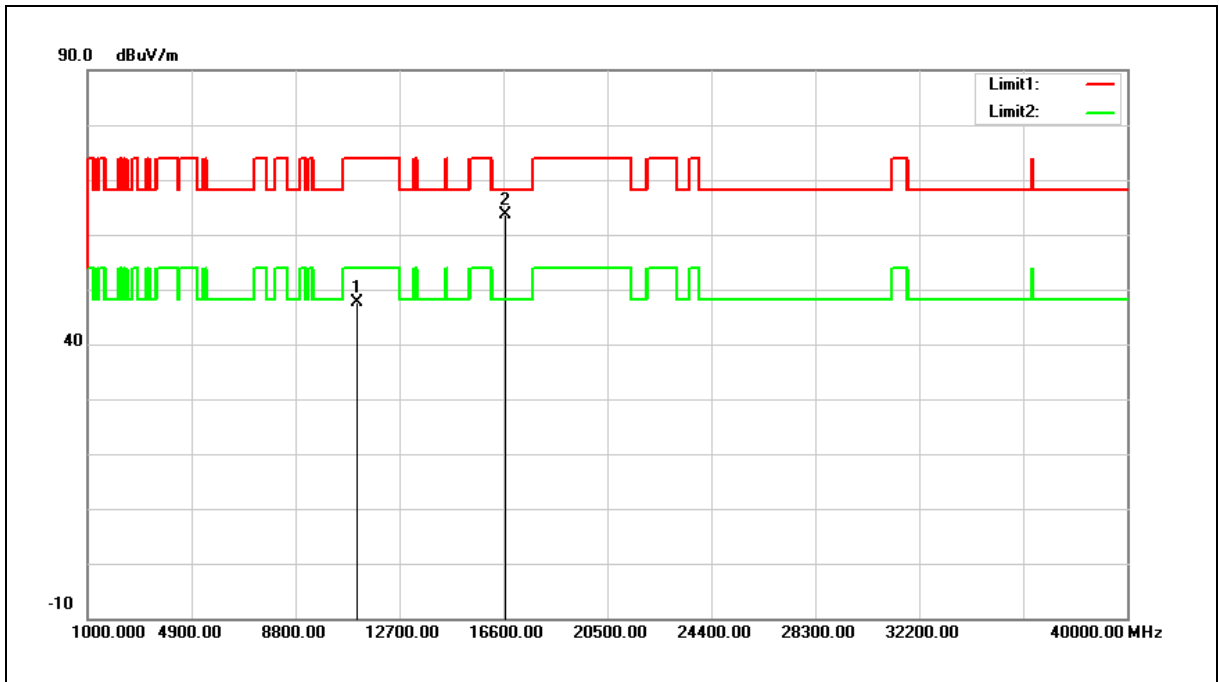
No.	Frequency (MHz)	Reading (dBuV)	Correct Factor (dB/m)	Result (dBuV/m)	Limit (dBuV/m)	Margin (dB)	Remark
1	11000.000	33.95	14.47	48.42	74.00	-25.58	peak
2	16500.000	46.66	16.63	63.29	68.20	-4.91	peak

Note:1.Result (dBuV/m) = Correct Factor (dB/m) + Reading(dBuV).

2.Correction factor (dB/m) = Antenna Factor (dB/m) + Cable loss (dB) – Pre-Amplifier gain (dB).

3.When the peak results are less than average limit, so not need to evaluate the average.

Standard:	FCC Part 15.407	Test Distance:	3 m
Test item:	Harmonic		
Frequency:	5560 MHz		
Mode:	802.11ax HE20		
Ant.Polar.:	Horizontal		



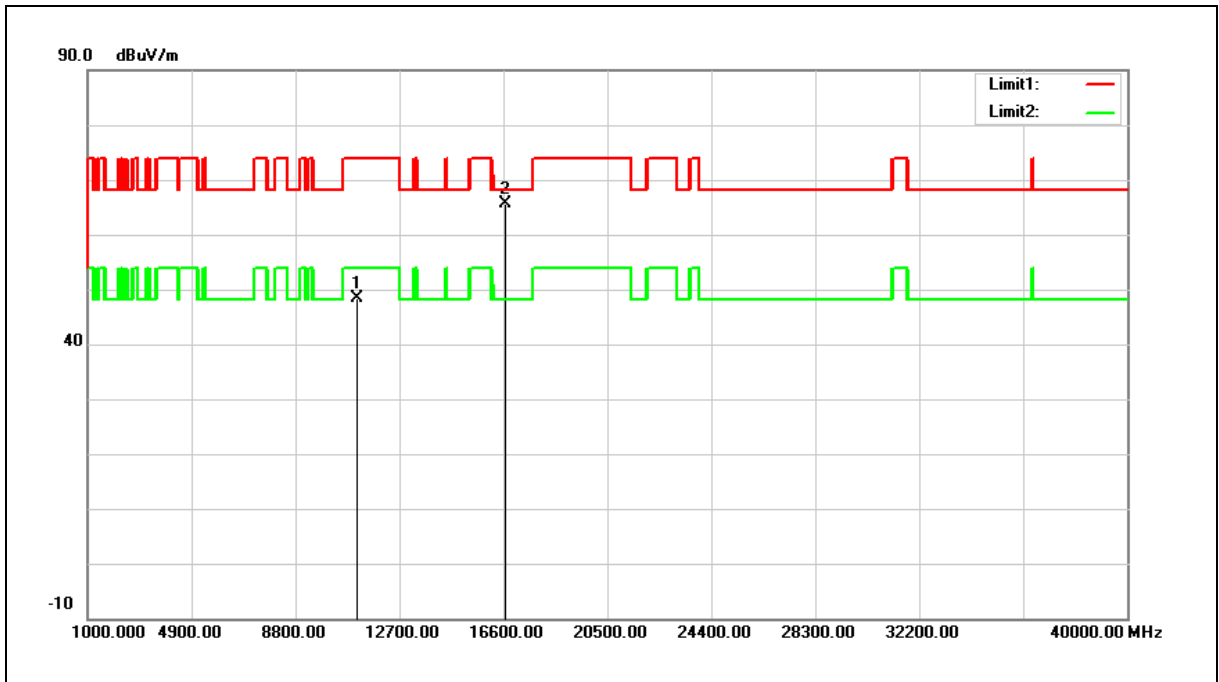
No.	Frequency (MHz)	Reading (dBuV)	Correct Factor (dB/m)	Result (dBuV/m)	Limit (dBuV/m)	Margin (dB)	Remark
1	11120.000	32.90	14.70	47.60	74.00	-26.40	peak
2	16680.000	45.64	17.95	63.59	68.20	-4.61	peak

Note:1.Result (dBuV/m) = Correct Factor (dB/m) + Reading(dBuV).

2.Correction factor (dB/m) = Antenna Factor (dB/m) + Cable loss (dB) – Pre-Amplifier gain (dB).

3.When the peak results are less than average limit, so not need to evaluate the average.

Standard:	FCC Part 15.407	Test Distance:	3 m
Test item:	Harmonic		
Frequency:	5560 MHz		
Mode:	802.11ax HE20		
Ant.Polar.:	Vertical		



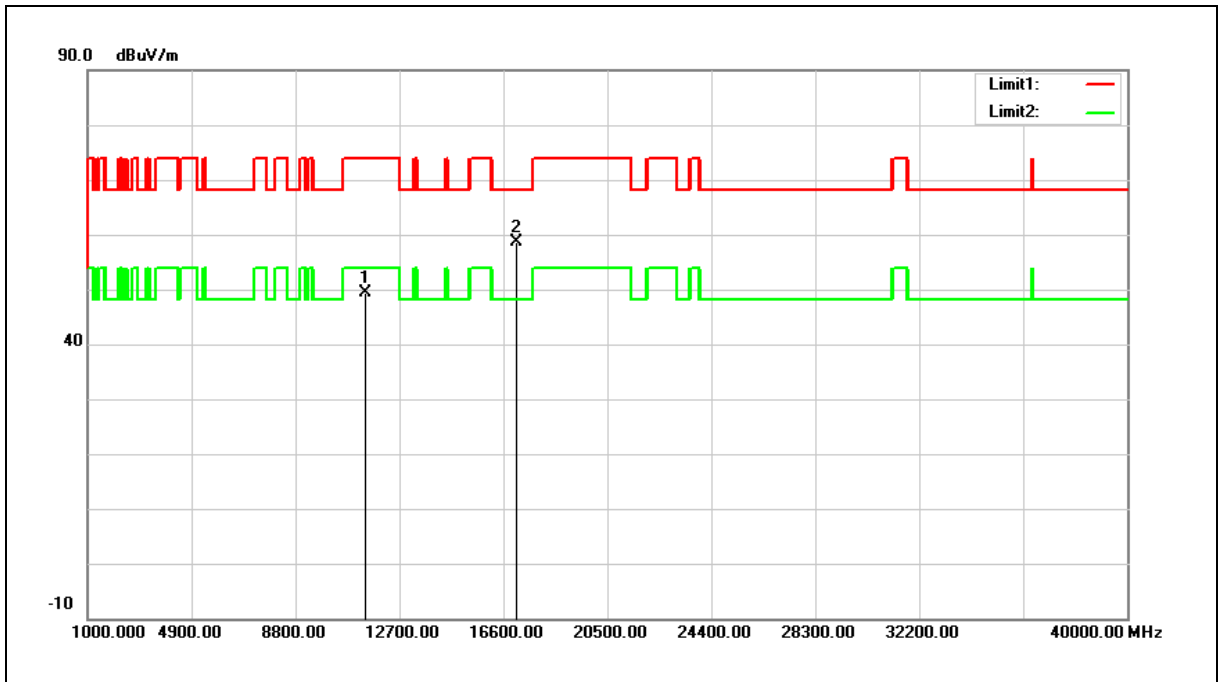
No.	Frequency (MHz)	Reading (dBuV)	Correct Factor (dB/m)	Result (dBuV/m)	Limit (dBuV/m)	Margin (dB)	Remark
1	11120.000	33.73	14.70	48.43	74.00	-25.57	peak
2	16680.000	47.76	17.95	65.71	68.20	-2.49	peak

Note:1.Result (dBuV/m) = Correct Factor (dB/m) + Reading(dBuV).

2.Correction factor (dB/m) = Antenna Factor (dB/m) + Cable loss (dB) – Pre-Amplifier gain (dB).

3.When the peak results are less than average limit, so not need to evaluate the average.

Standard:	FCC Part 15.407	Test Distance:	3 m
Test item:	Harmonic		
Frequency:	5700 MHz		
Mode:	802.11ax HE20		
Ant.Polar.:	Horizontal		



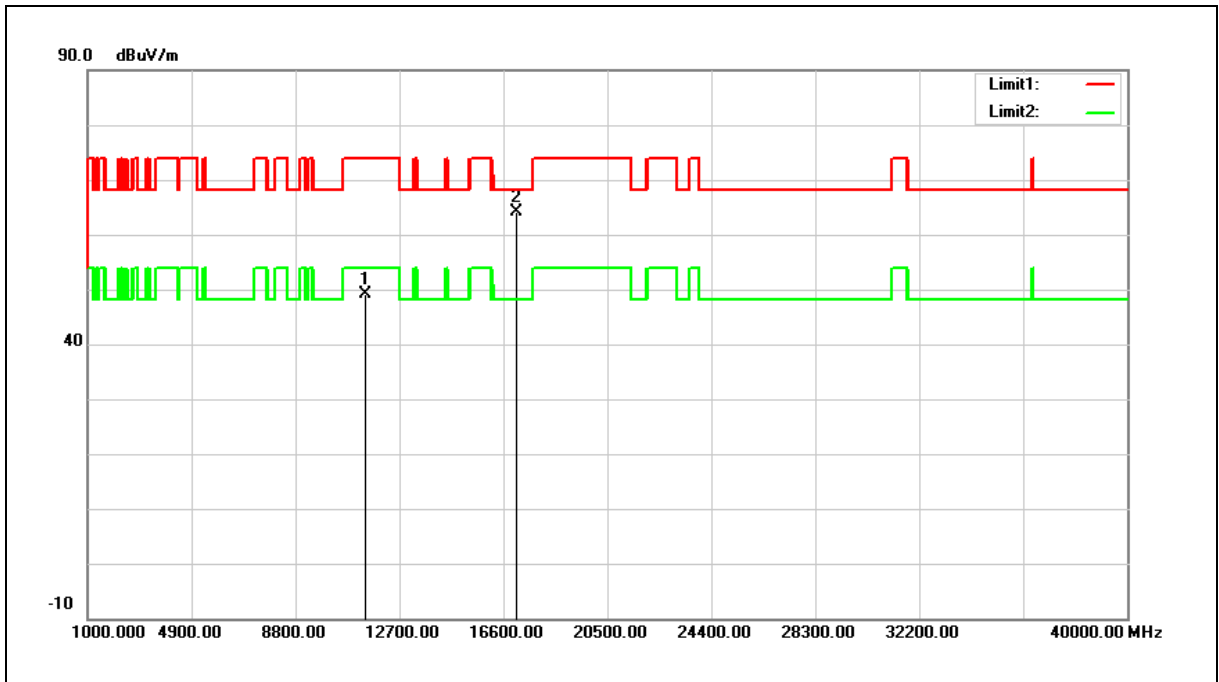
No.	Frequency (MHz)	Reading (dBuV)	Correct Factor (dB/m)	Result (dBuV/m)	Limit (dBuV/m)	Margin (dB)	Remark
1	11400.000	34.17	15.22	49.39	74.00	-24.61	peak
2	17100.000	37.73	20.89	58.62	68.20	-9.58	peak

Note:1.Result (dBuV/m) = Correct Factor (dB/m) + Reading(dBuV).

2.Correction factor (dB/m) = Antenna Factor (dB/m) + Cable loss (dB) – Pre-Amplifier gain (dB).

3.When the peak results are less than average limit, so not need to evaluate the average.

Standard:	FCC Part 15.407	Test Distance:	3 m
Test item:	Harmonic		
Frequency:	5700 MHz		
Mode:	802.11ax HE20		
Ant.Polar.:	Vertical		



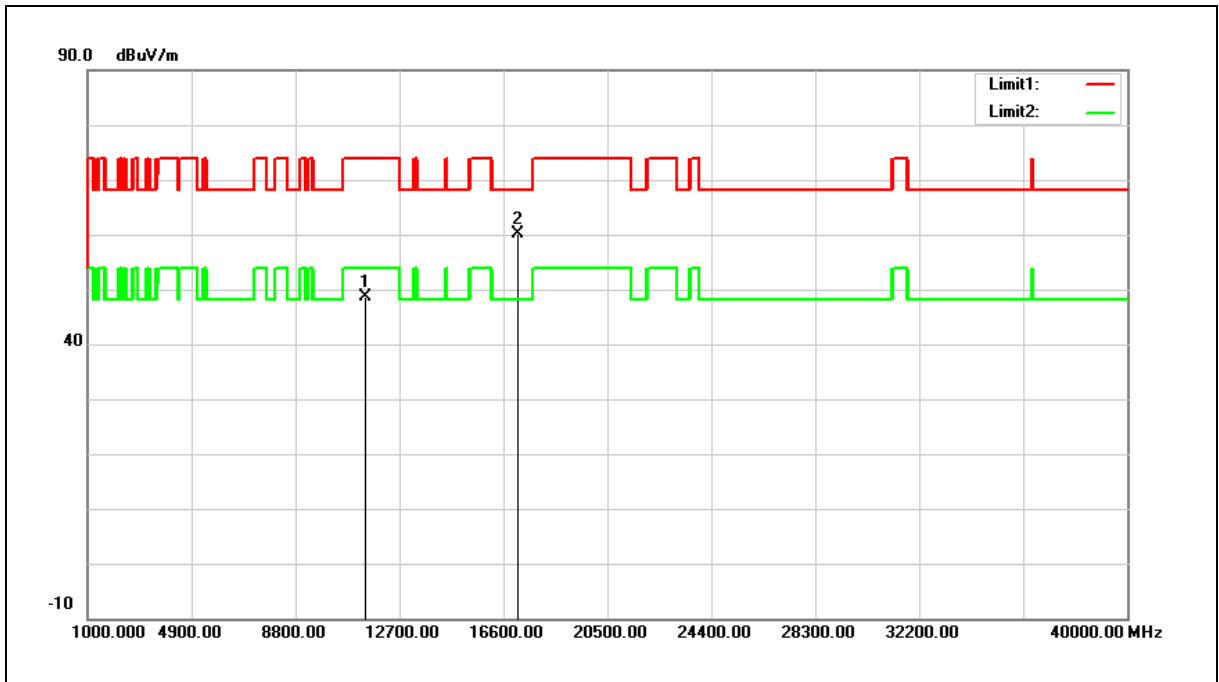
No.	Frequency (MHz)	Reading (dBuV)	Correct Factor (dB/m)	Result (dBuV/m)	Limit (dBuV/m)	Margin (dB)	Remark
1	11400.000	33.85	15.22	49.07	74.00	-24.93	peak
2	17100.000	43.31	20.89	64.20	68.20	-4.00	peak

Note:1.Result (dBuV/m) = Correct Factor (dB/m) + Reading(dBuV).

2.Correction factor (dB/m) = Antenna Factor (dB/m) + Cable loss (dB) – Pre-Amplifier gain (dB).

3.When the peak results are less than average limit, so not need to evaluate the average.

Standard:	FCC Part 15.407	Test Distance:	3 m
Test item:	Harmonic		
Frequency:	5720 MHz		
Mode:	802.11ax HE20		
Ant.Polar.:	Horizontal		



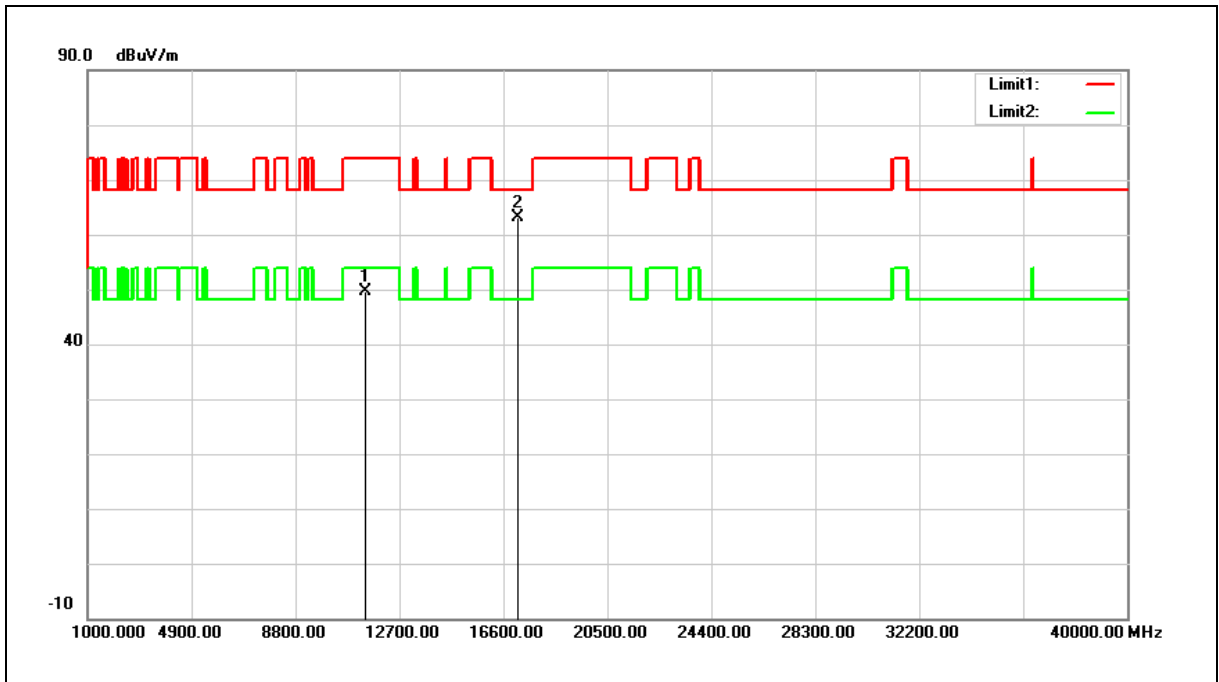
No.	Frequency (MHz)	Reading (dBuV)	Correct Factor (dB/m)	Result (dBuV/m)	Limit (dBuV/m)	Margin (dB)	Remark
1	11440.000	33.32	15.30	48.62	74.00	-25.38	peak
2	17160.000	38.89	21.25	60.14	68.20	-8.06	peak

Note:1.Result (dBuV/m) = Correct Factor (dB/m) + Reading(dBuV).

2.Correction factor (dB/m) = Antenna Factor (dB/m) + Cable loss (dB) – Pre-Amplifier gain (dB).

3.When the peak results are less than average limit, so not need to evaluate the average.

Standard:	FCC Part 15.407	Test Distance:	3 m
Test item:	Harmonic		
Frequency:	5720 MHz		
Mode:	802.11ax HE20		
Ant.Polar.:	Vertical		



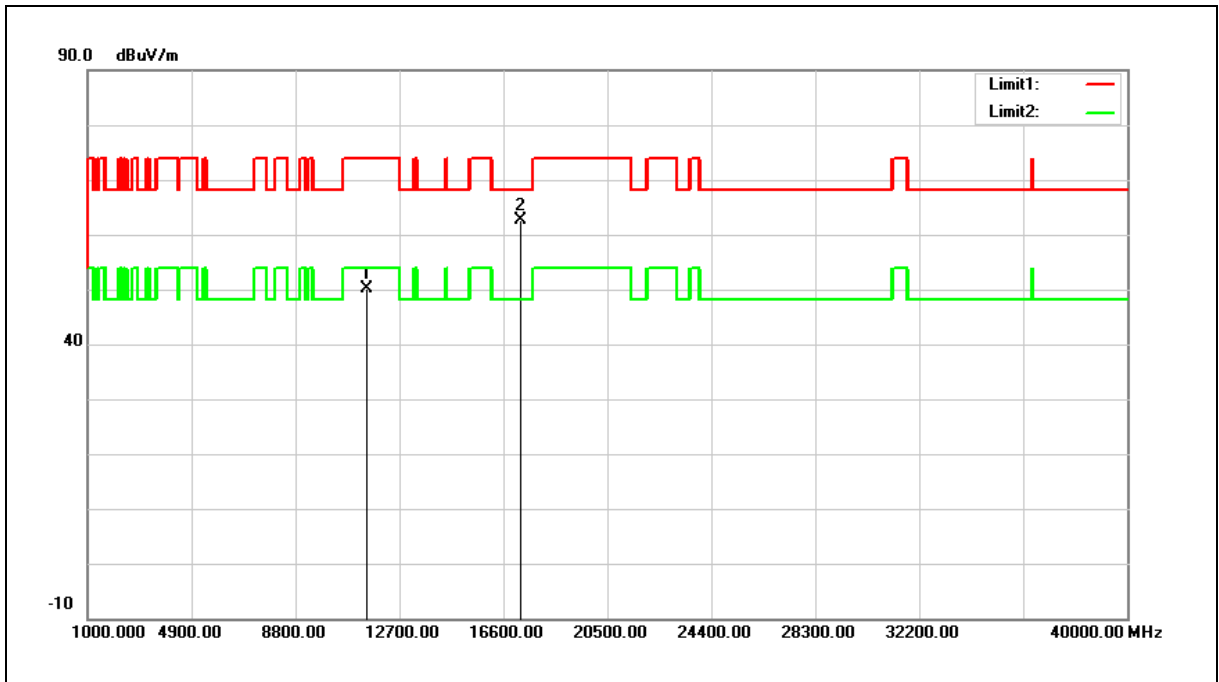
No.	Frequency (MHz)	Reading (dBuV)	Correct Factor (dB/m)	Result (dBuV/m)	Limit (dBuV/m)	Margin (dB)	Remark
1	11440.000	34.30	15.30	49.60	74.00	-24.40	peak
2	17160.000	42.00	21.25	63.25	68.20	-4.95	peak

Note:1.Result (dBuV/m) = Correct Factor (dB/m) + Reading(dBuV).

2.Correction factor (dB/m) = Antenna Factor (dB/m) + Cable loss (dB) – Pre-Amplifier gain (dB).

3.When the peak results are less than average limit, so not need to evaluate the average.

Standard:	FCC Part 15.407	Test Distance:	3 m
Test item:	Harmonic		
Frequency:	5745 MHz		
Mode:	802.11ax HE20		
Ant.Polar.:	Horizontal		



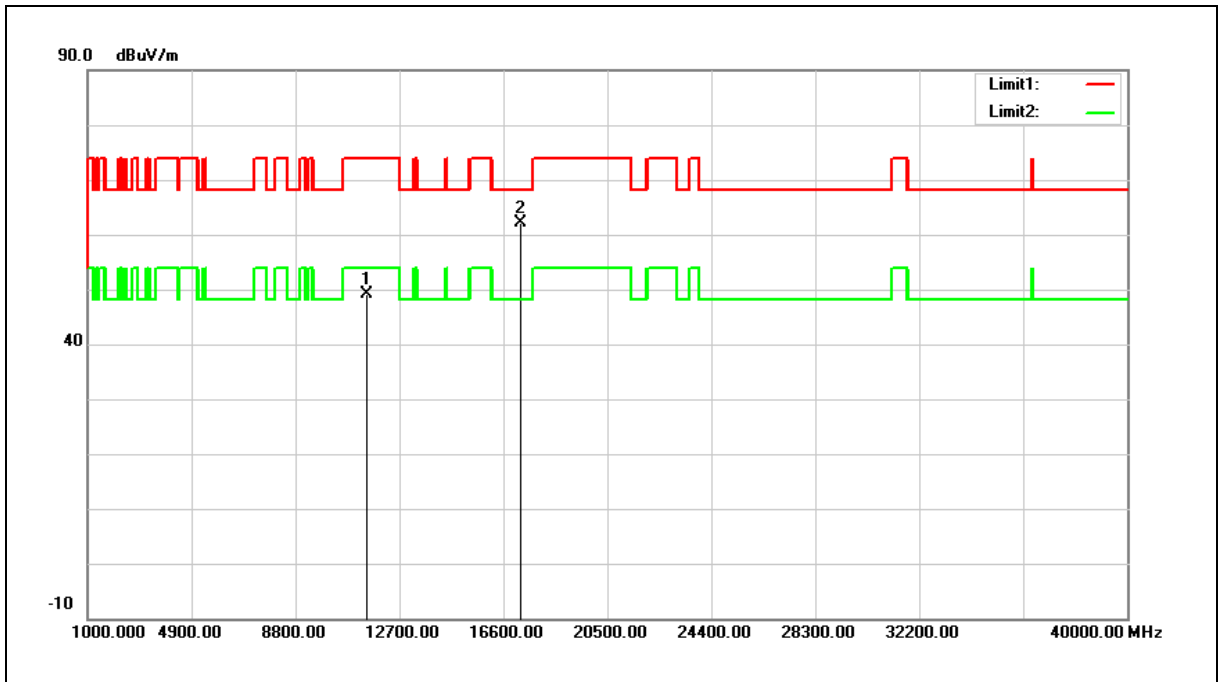
No.	Frequency (MHz)	Reading (dBuV)	Correct Factor (dB/m)	Result (dBuV/m)	Limit (dBuV/m)	Margin (dB)	Remark
1	11490.000	34.63	15.39	50.02	74.00	-23.98	peak
2	17235.000	40.99	21.71	62.70	68.20	-5.50	peak

Note:1.Result (dBuV/m) = Correct Factor (dB/m) + Reading(dBuV).

2.Correction factor (dB/m) = Antenna Factor (dB/m) + Cable loss (dB) – Pre-Amplifier gain (dB).

3.When the peak results are less than average limit, so not need to evaluate the average.

Standard:	FCC Part 15.407	Test Distance:	3 m
Test item:	Harmonic		
Frequency:	5745 MHz		
Mode:	802.11ax HE20		
Ant.Polar.:	Vertical		



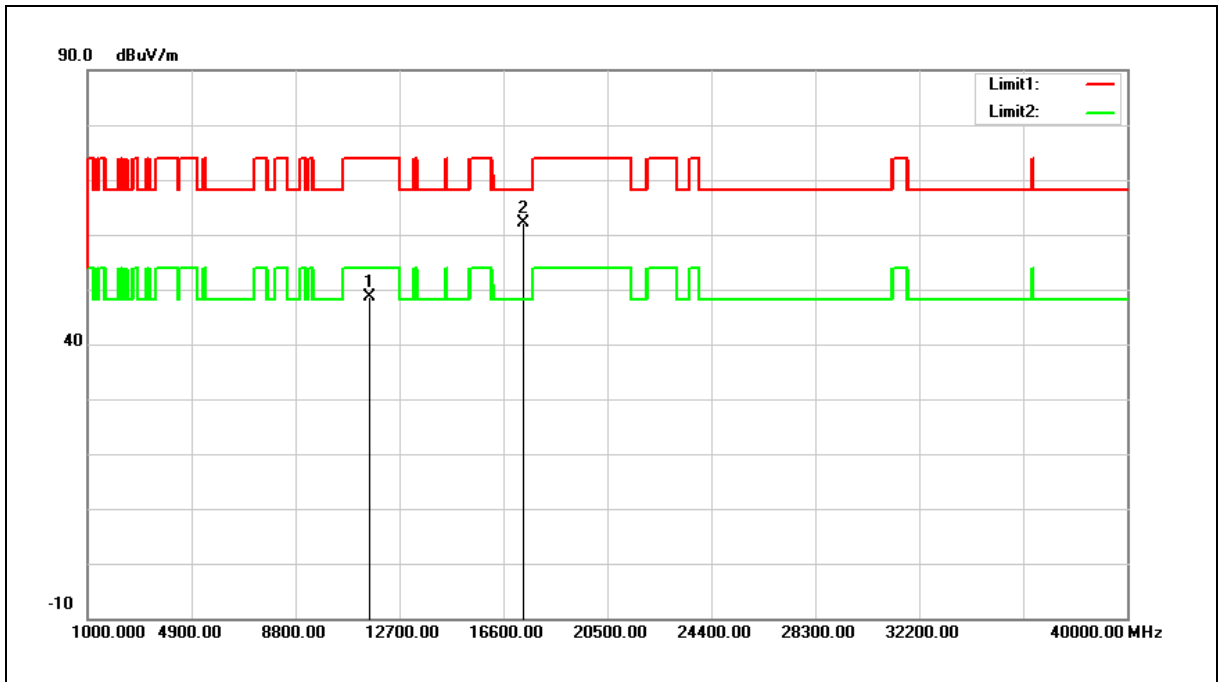
No.	Frequency (MHz)	Reading (dBuV)	Correct Factor (dB/m)	Result (dBuV/m)	Limit (dBuV/m)	Margin (dB)	Remark
1	11490.000	33.83	15.39	49.22	74.00	-24.78	peak
2	17235.000	40.39	21.71	62.10	68.20	-6.10	peak

Note:1.Result (dBuV/m) = Correct Factor (dB/m) + Reading(dBuV).

2.Correction factor (dB/m) = Antenna Factor (dB/m) + Cable loss (dB) – Pre-Amplifier gain (dB).

3.When the peak results are less than average limit, so not need to evaluate the average.

Standard:	FCC Part 15.407	Test Distance:	3 m
Test item:	Harmonic		
Frequency:	5785 MHz		
Mode:	802.11ax HE20		
Ant.Polar.:	Horizontal		



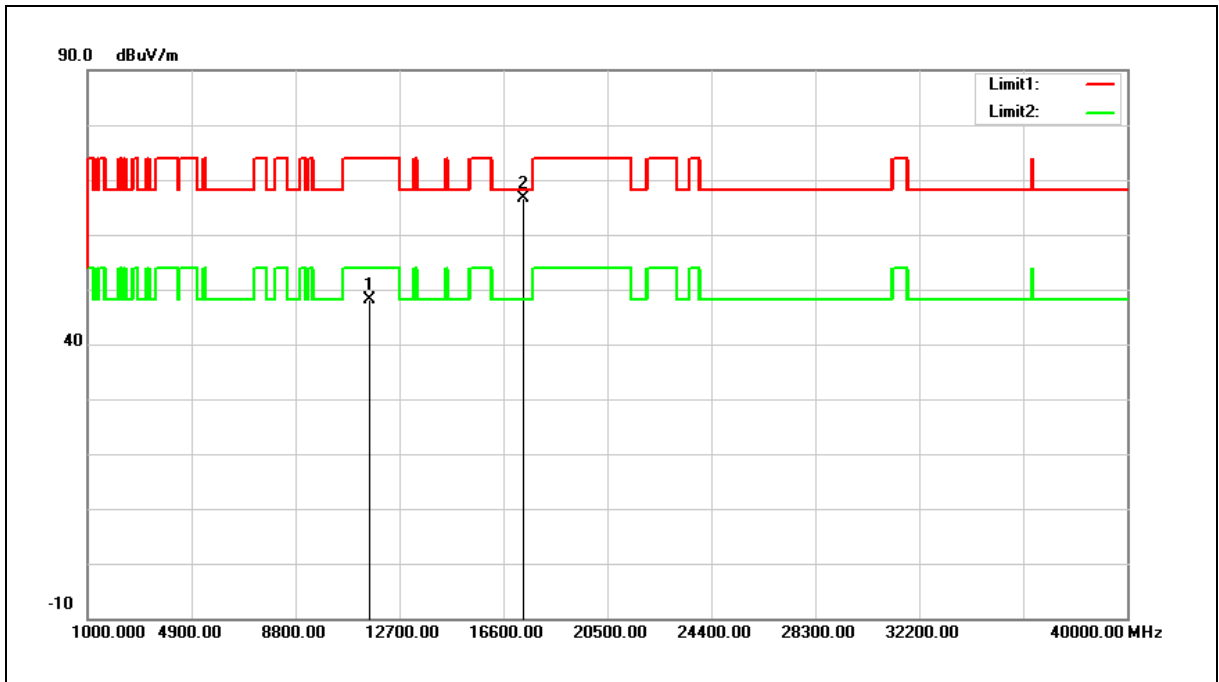
No.	Frequency (MHz)	Reading (dBuV)	Correct Factor (dB/m)	Result (dBuV/m)	Limit (dBuV/m)	Margin (dB)	Remark
1	11570.000	33.29	15.25	48.54	74.00	-25.46	peak
2	17355.000	39.78	22.42	62.20	68.20	-6.00	peak

Note:1.Result (dBuV/m) = Correct Factor (dB/m) + Reading(dBuV).

2.Correction factor (dB/m) = Antenna Factor (dB/m) + Cable loss (dB) – Pre-Amplifier gain (dB).

3.When the peak results are less than average limit, so not need to evaluate the average.

Standard:	FCC Part 15.407	Test Distance:	3 m
Test item:	Harmonic		
Frequency:	5785 MHz		
Mode:	802.11ax HE20		
Ant.Polar.:	Vertical		



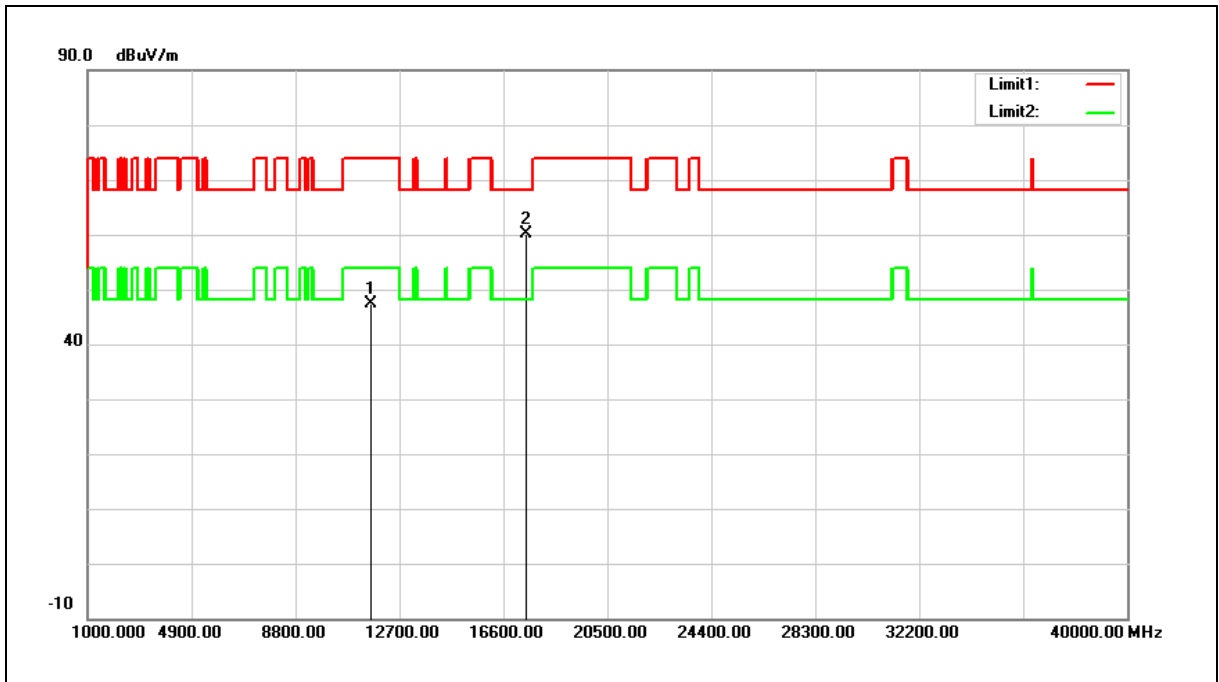
No.	Frequency (MHz)	Reading (dBuV)	Correct Factor (dB/m)	Result (dBuV/m)	Limit (dBuV/m)	Margin (dB)	Remark
1	11570.000	32.95	15.25	48.20	74.00	-25.80	peak
2	17355.000	44.12	22.42	66.54	68.20	-1.66	peak

Note:1.Result (dBuV/m) = Correct Factor (dB/m) + Reading(dBuV).

2.Correction factor (dB/m) = Antenna Factor (dB/m) + Cable loss (dB) – Pre-Amplifier gain (dB).

3.When the peak results are less than average limit, so not need to evaluate the average.

Standard:	FCC Part 15.407	Test Distance:	3 m
Test item:	Harmonic		
Frequency:	5825 MHz		
Mode:	802.11ax HE20		
Ant.Polar.:	Horizontal		



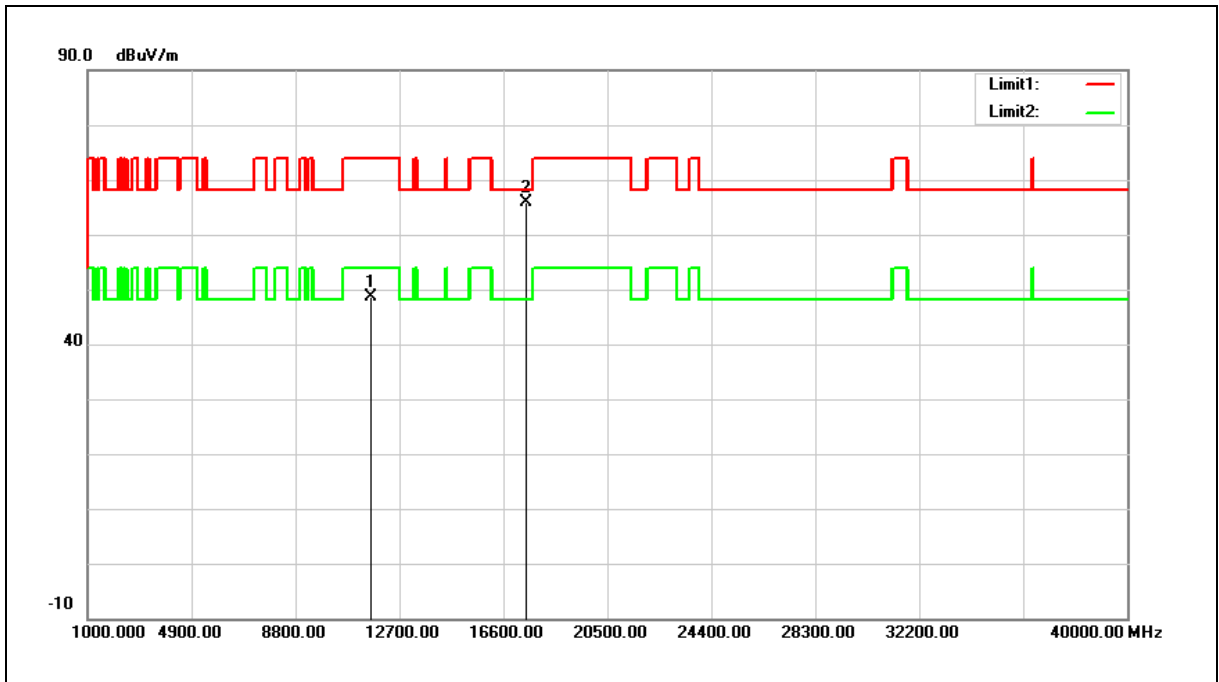
No.	Frequency (MHz)	Reading (dBuV)	Correct Factor (dB/m)	Result (dBuV/m)	Limit (dBuV/m)	Margin (dB)	Remark
1	11650.000	32.38	15.08	47.46	74.00	-26.54	peak
2	17475.000	37.06	23.13	60.19	68.20	-8.01	peak

Note:1.Result (dBuV/m) = Correct Factor (dB/m) + Reading(dBuV).

2.Correction factor (dB/m) = Antenna Factor (dB/m) + Cable loss (dB) – Pre-Amplifier gain (dB).

3.When the peak results are less than average limit, so not need to evaluate the average.

Standard:	FCC Part 15.407	Test Distance:	3 m
Test item:	Harmonic		
Frequency:	5825 MHz		
Mode:	802.11ax HE20		
Ant.Polar.:	Vertical		



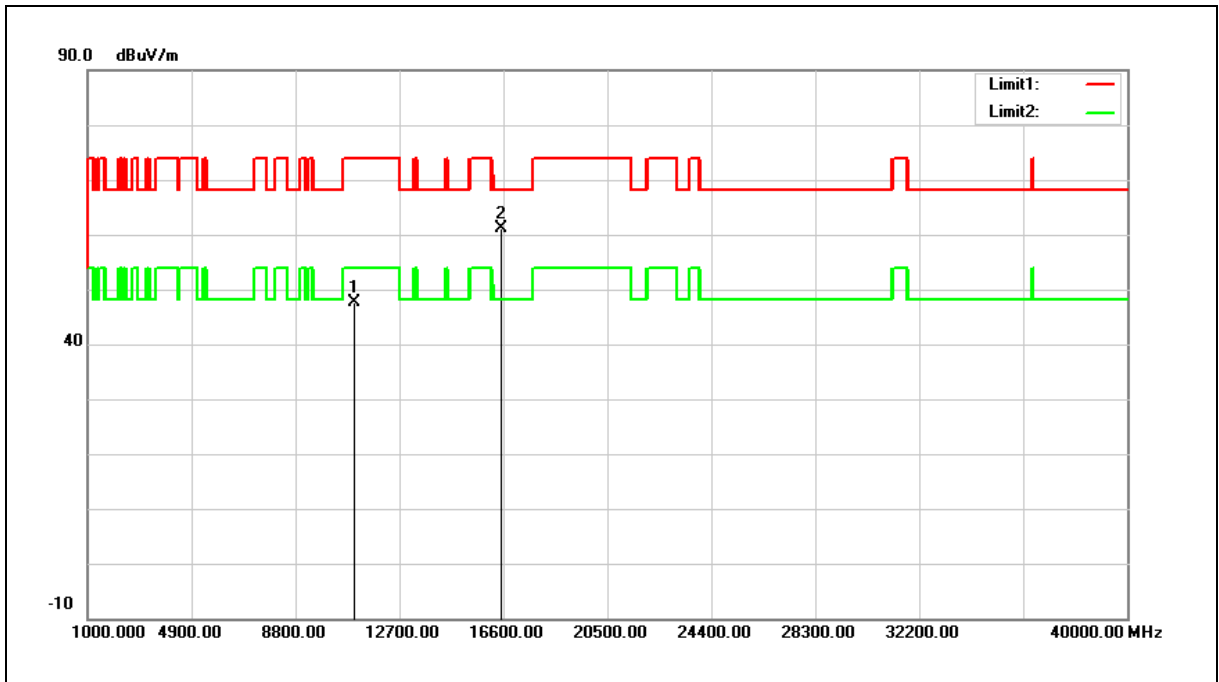
No.	Frequency (MHz)	Reading (dBuV)	Correct Factor (dB/m)	Result (dBuV/m)	Limit (dBuV/m)	Margin (dB)	Remark
1	11650.000	33.46	15.08	48.54	74.00	-25.46	peak
2	17475.000	42.67	23.13	65.80	68.20	-2.40	peak

Note:1.Result (dBuV/m) = Correct Factor (dB/m) + Reading(dBuV).

2.Correction factor (dB/m) = Antenna Factor (dB/m) + Cable loss (dB) – Pre-Amplifier gain (dB).

3.When the peak results are less than average limit, so not need to evaluate the average.

Standard:	FCC Part 15.407	Test Distance:	3 m
Test item:	Harmonic		
Frequency:	5510 MHz		
Mode:	802.11ax HE40		
Ant.Polar.:	Horizontal		



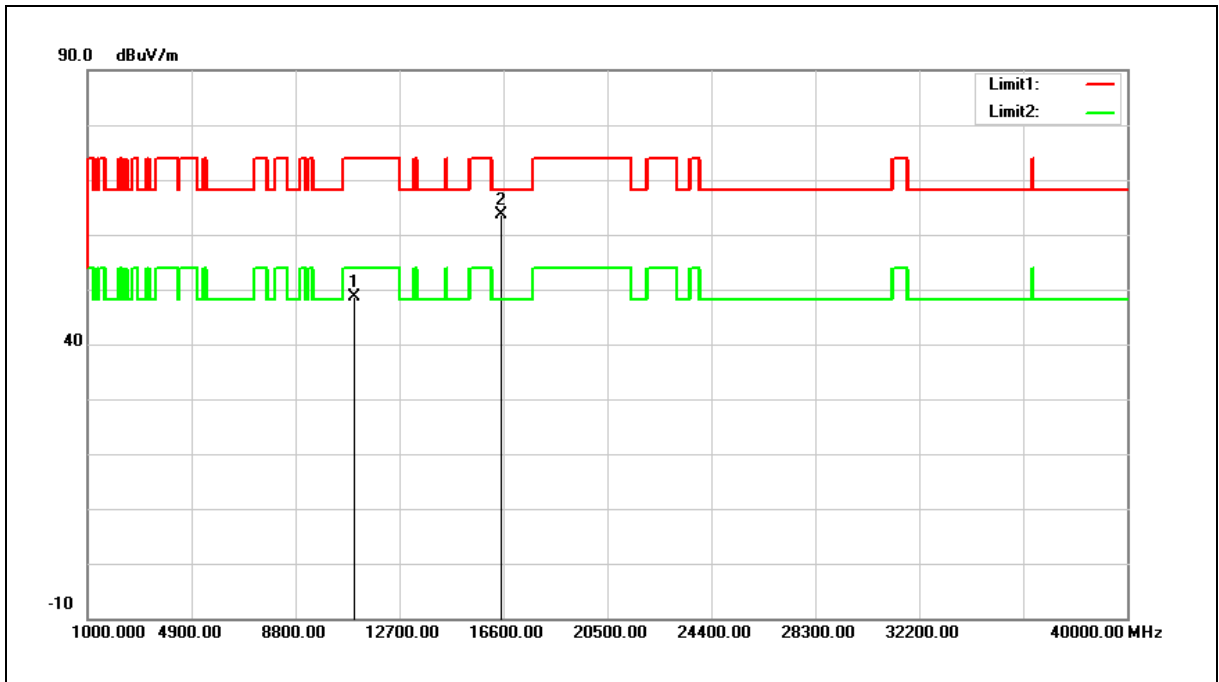
No.	Frequency (MHz)	Reading (dBuV)	Correct Factor (dB/m)	Result (dBuV/m)	Limit (dBuV/m)	Margin (dB)	Remark
1	11020.000	33.21	14.51	47.72	74.00	-26.28	peak
2	16530.000	44.23	16.85	61.08	68.20	-7.12	peak

Note:1.Result (dBuV/m) = Correct Factor (dB/m) + Reading(dBuV).

2.Correction factor (dB/m) = Antenna Factor (dB/m) + Cable loss (dB) – Pre-Amplifier gain (dB).

3.When the peak results are less than average limit, so not need to evaluate the average.

Standard:	FCC Part 15.407	Test Distance:	3 m
Test item:	Harmonic		
Frequency:	5510 MHz		
Mode:	802.11ax HE40		
Ant.Polar.:	Vertical		



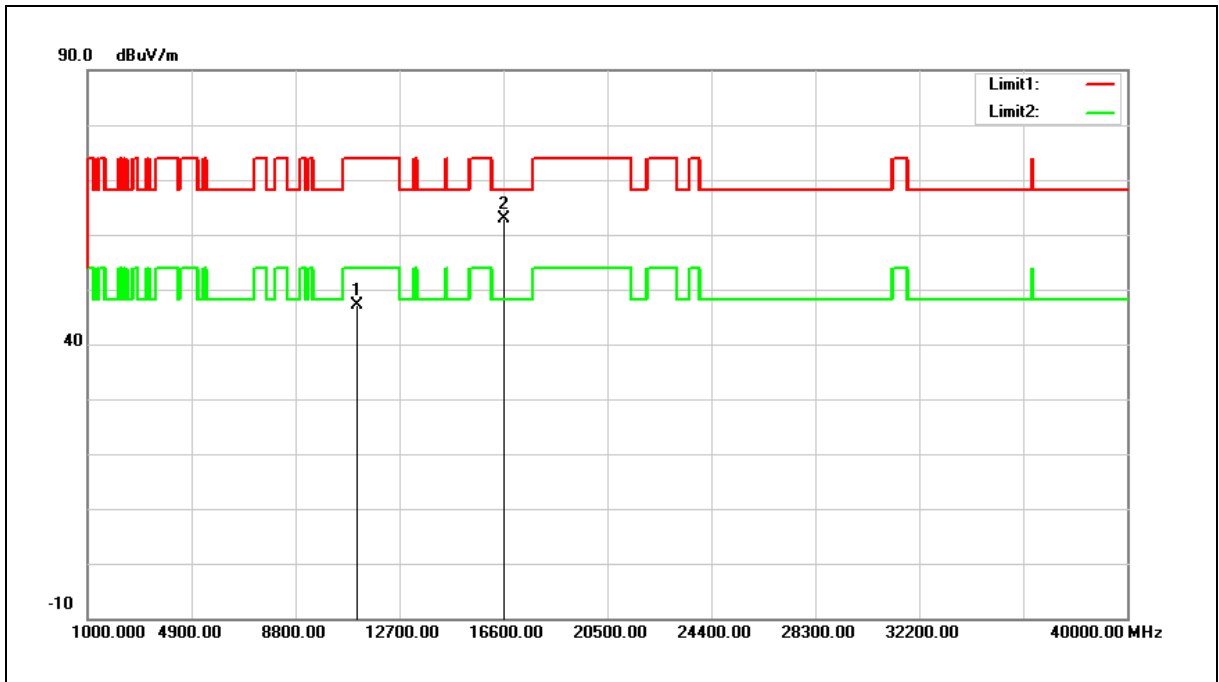
No.	Frequency (MHz)	Reading (dBuV)	Correct Factor (dB/m)	Result (dBuV/m)	Limit (dBuV/m)	Margin (dB)	Remark
1	11020.000	34.01	14.51	48.52	74.00	-25.48	peak
2	16530.000	46.74	16.85	63.59	68.20	-4.61	peak

Note:1.Result (dBuV/m) = Correct Factor (dB/m) + Reading(dBuV).

2.Correction factor (dB/m) = Antenna Factor (dB/m) + Cable loss (dB) – Pre-Amplifier gain (dB).

3.When the peak results are less than average limit, so not need to evaluate the average.

Standard:	FCC Part 15.407	Test Distance:	3 m
Test item:	Harmonic		
Frequency:	5550 MHz		
Mode:	802.11ax HE40		
Ant.Polar.:	Horizontal		



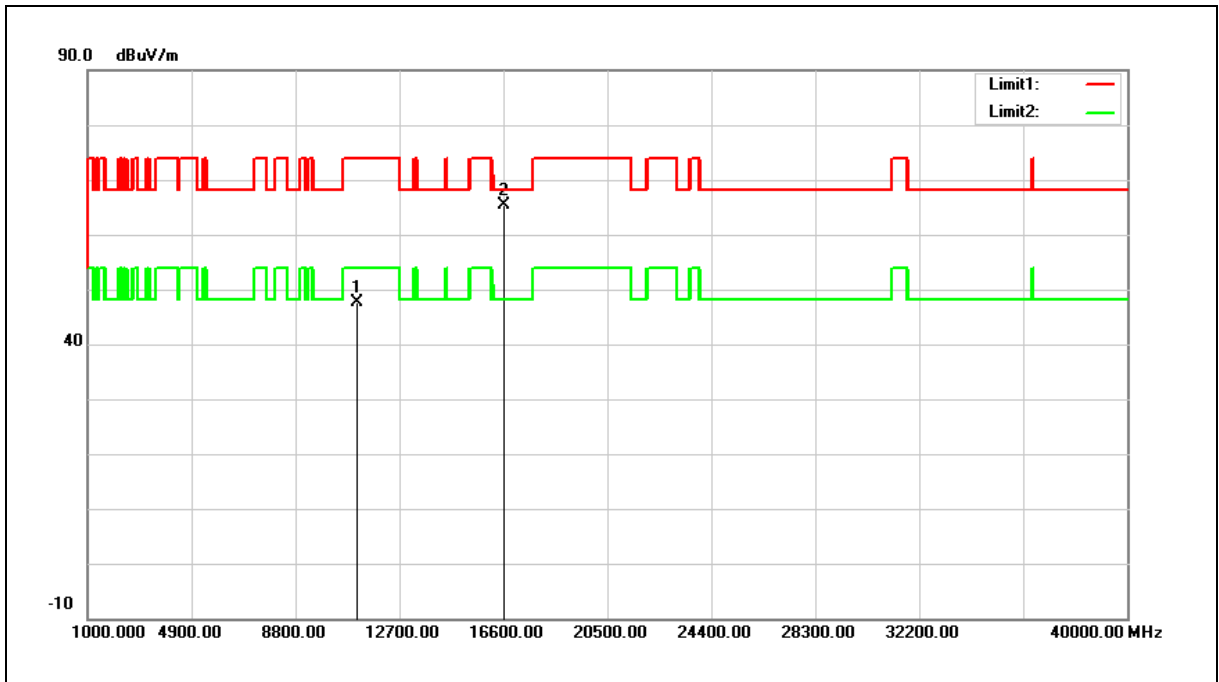
No.	Frequency (MHz)	Reading (dBuV)	Correct Factor (dB/m)	Result (dBuV/m)	Limit (dBuV/m)	Margin (dB)	Remark
1	11100.000	32.44	14.66	47.10	74.00	-26.90	peak
2	16650.000	45.22	17.73	62.95	68.20	-5.25	peak

Note:1.Result (dBuV/m) = Correct Factor (dB/m) + Reading(dBuV).

2.Correction factor (dB/m) = Antenna Factor (dB/m) + Cable loss (dB) – Pre-Amplifier gain (dB).

3.When the peak results are less than average limit, so not need to evaluate the average.

Standard:	FCC Part 15.407	Test Distance:	3 m
Test item:	Harmonic		
Frequency:	5550 MHz		
Mode:	802.11ax HE40		
Ant.Polar.:	Vertical		



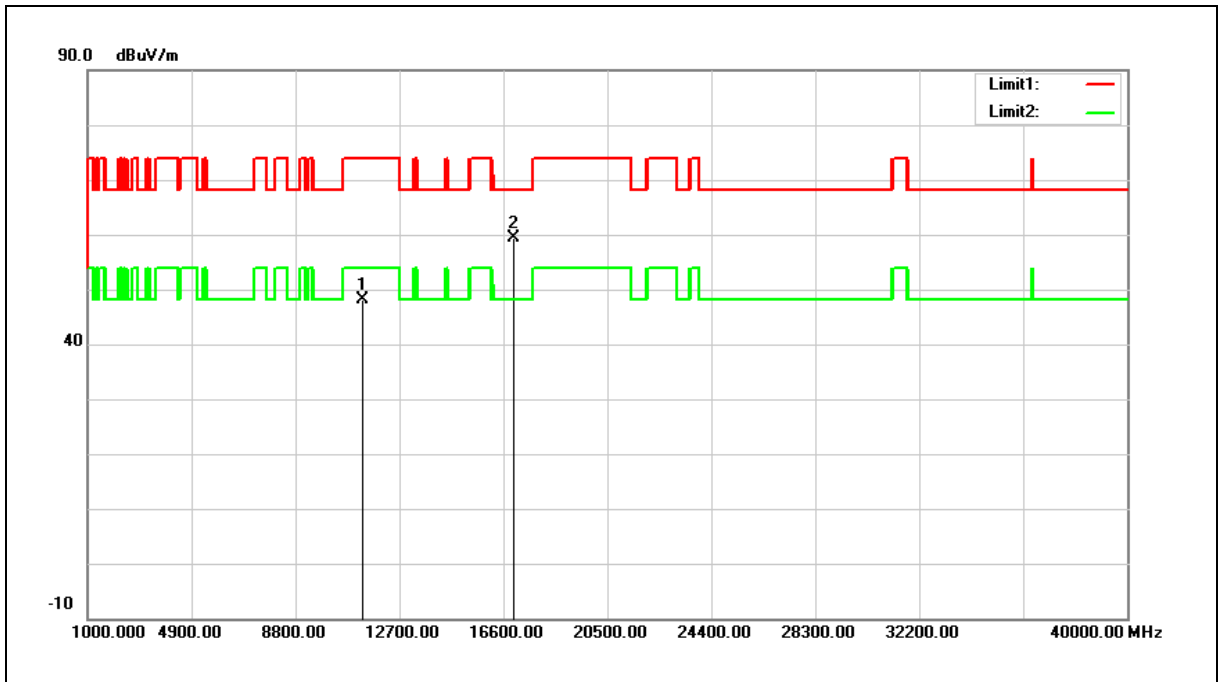
No.	Frequency (MHz)	Reading (dBuV)	Correct Factor (dB/m)	Result (dBuV/m)	Limit (dBuV/m)	Margin (dB)	Remark
1	11100.000	33.00	14.66	47.66	74.00	-26.34	peak
2	16650.000	47.55	17.73	65.28	68.20	-2.92	peak

Note:1.Result (dBuV/m) = Correct Factor (dB/m) + Reading(dBuV).

2.Correction factor (dB/m) = Antenna Factor (dB/m) + Cable loss (dB) – Pre-Amplifier gain (dB).

3.When the peak results are less than average limit, so not need to evaluate the average.

Standard:	FCC Part 15.407	Test Distance:	3 m
Test item:	Harmonic		
Frequency:	5670 MHz		
Mode:	802.11ax HE40		
Ant.Polar.:	Horizontal		



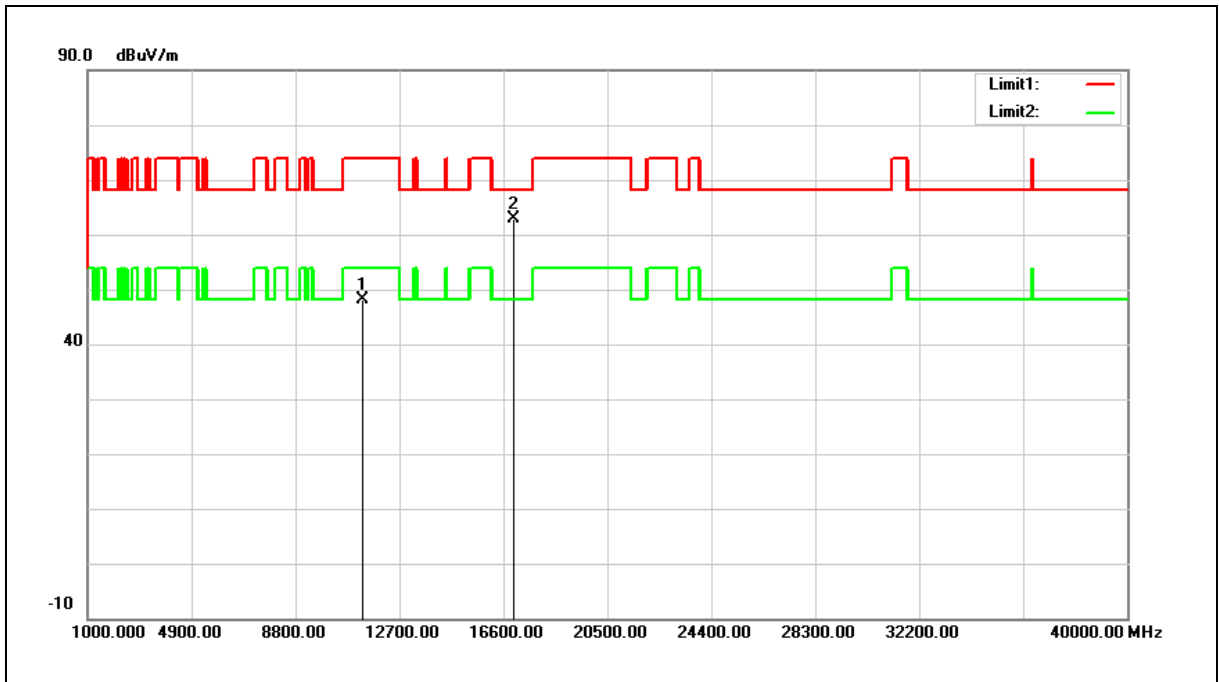
No.	Frequency (MHz)	Reading (dBuV)	Correct Factor (dB/m)	Result (dBuV/m)	Limit (dBuV/m)	Margin (dB)	Remark
1	11340.000	33.09	15.11	48.20	74.00	-25.80	peak
2	17010.000	39.07	20.36	59.43	68.20	-8.77	peak

Note:1.Result (dBuV/m) = Correct Factor (dB/m) + Reading(dBuV).

2.Correction factor (dB/m) = Antenna Factor (dB/m) + Cable loss (dB) – Pre-Amplifier gain (dB).

3.When the peak results are less than average limit, so not need to evaluate the average.

Standard:	FCC Part 15.407	Test Distance:	3 m
Test item:	Harmonic		
Frequency:	5670 MHz		
Mode:	802.11ax HE40		
Ant.Polar.:	Vertical		



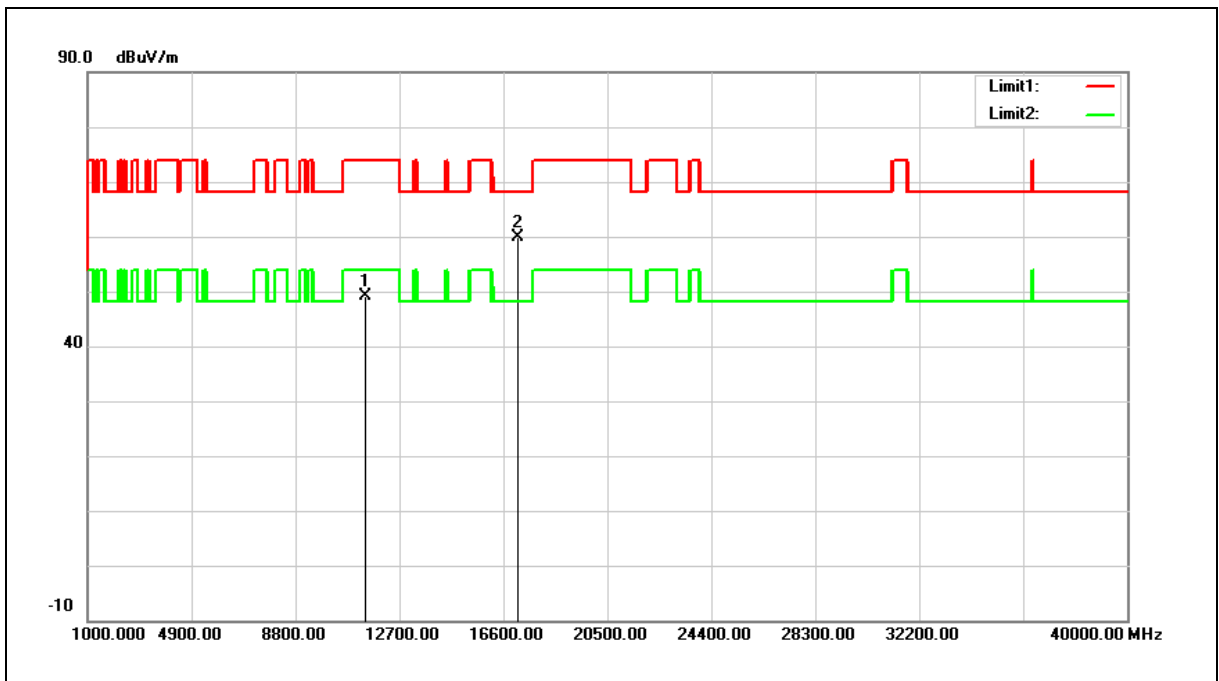
No.	Frequency (MHz)	Reading (dBuV)	Correct Factor (dB/m)	Result (dBuV/m)	Limit (dBuV/m)	Margin (dB)	Remark
1	11340.000	33.14	15.11	48.25	74.00	-25.75	peak
2	17010.000	42.43	20.36	62.79	68.20	-5.41	peak

Note:1.Result (dBuV/m) = Correct Factor (dB/m) + Reading(dBuV).

2.Correction factor (dB/m) = Antenna Factor (dB/m) + Cable loss (dB) – Pre-Amplifier gain (dB).

3.When the peak results are less than average limit, so not need to evaluate the average.

Standard:	FCC Part 15.407	Test Distance:	3 m
Test item:	Harmonic		
Frequency:	5710 MHz		
Mode:	802.11ax HE40		
Ant.Polar.:	Horizontal		



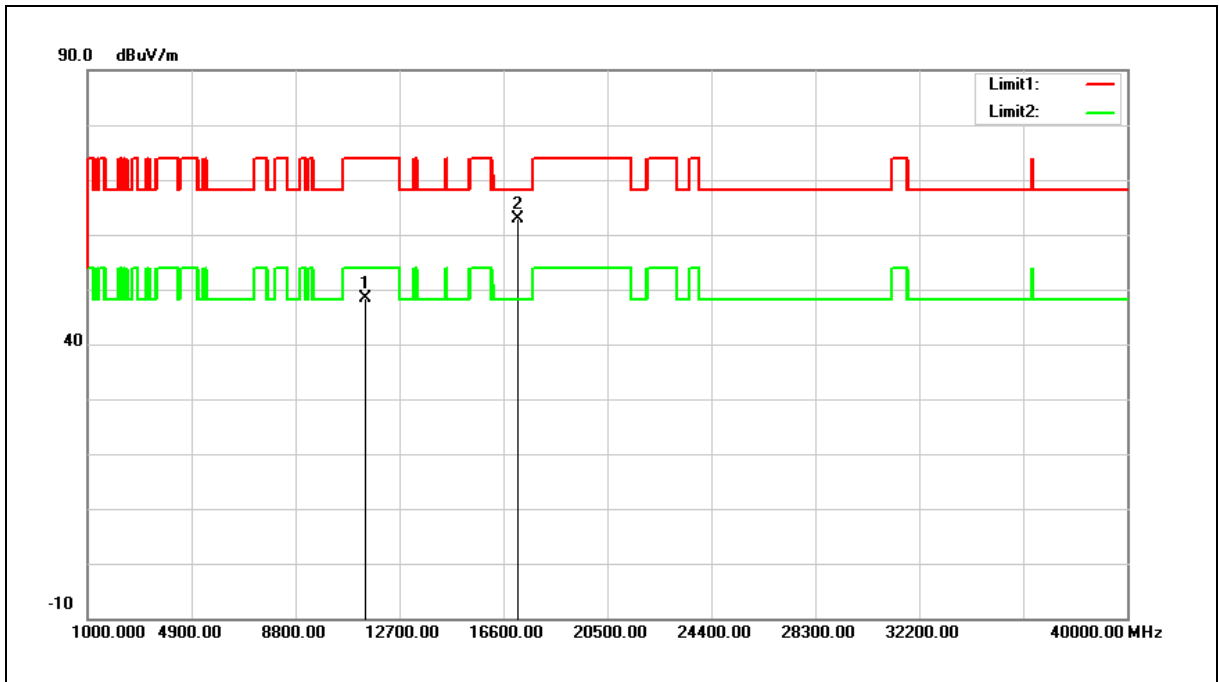
No.	Frequency (MHz)	Reading (dBuV)	Correct Factor (dB/m)	Result (dBuV/m)	Limit (dBuV/m)	Margin (dB)	Remark
1	11420.000	33.82	15.26	49.08	74.00	-24.92	peak
2	17130.000	38.91	21.08	59.99	68.20	-8.21	peak

Note:1.Result (dBuV/m) = Correct Factor (dB/m) + Reading(dBuV).

2.Correction factor (dB/m) = Antenna Factor (dB/m) + Cable loss (dB) – Pre-Amplifier gain (dB).

3.When the peak results are less than average limit, so not need to evaluate the average.

Standard:	FCC Part 15.407	Test Distance:	3 m
Test item:	Harmonic		
Frequency:	5710 MHz		
Mode:	802.11ax HE40		
Ant.Polar.:	Vertical		



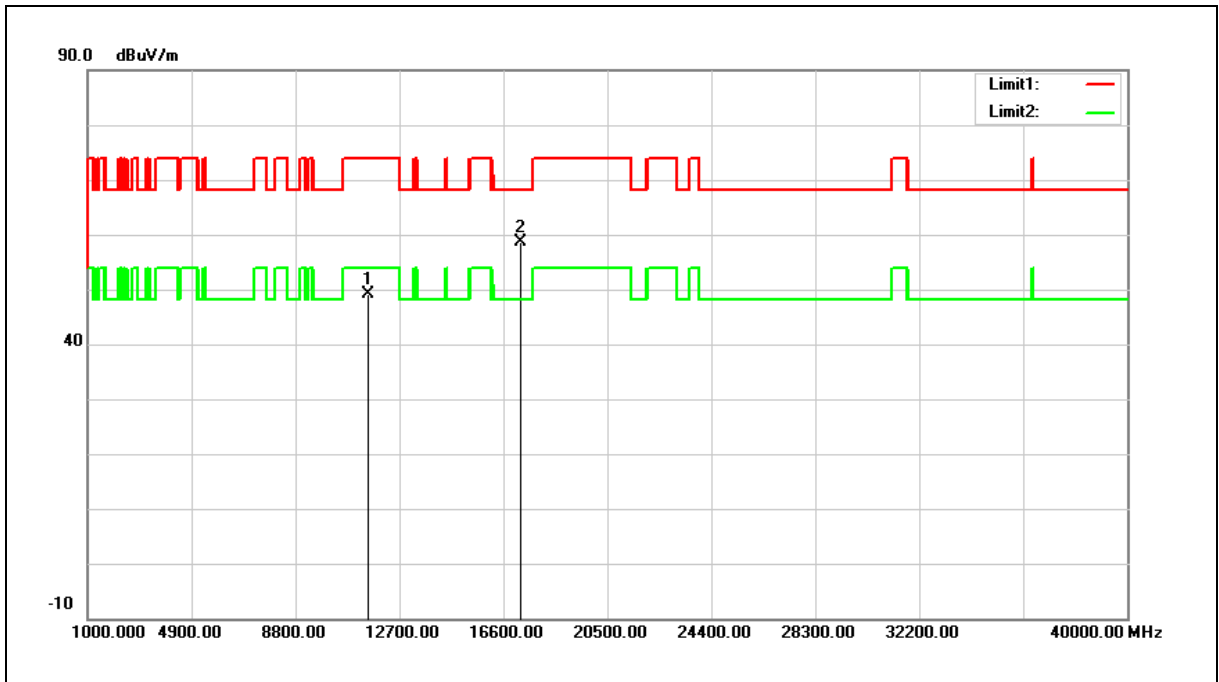
No.	Frequency (MHz)	Reading (dBuV)	Correct Factor (dB/m)	Result (dBuV/m)	Limit (dBuV/m)	Margin (dB)	Remark
1	11420.000	33.04	15.26	48.30	74.00	-25.70	peak
2	17130.000	41.86	21.08	62.94	68.20	-5.26	peak

Note:1.Result (dBuV/m) = Correct Factor (dB/m) + Reading(dBuV).

2.Correction factor (dB/m) = Antenna Factor (dB/m) + Cable loss (dB) – Pre-Amplifier gain (dB).

3.When the peak results are less than average limit, so not need to evaluate the average.

Standard:	FCC Part 15.407	Test Distance:	3 m
Test item:	Harmonic		
Frequency:	5755 MHz		
Mode:	802.11ax HE40		
Ant.Polar.:	Horizontal		



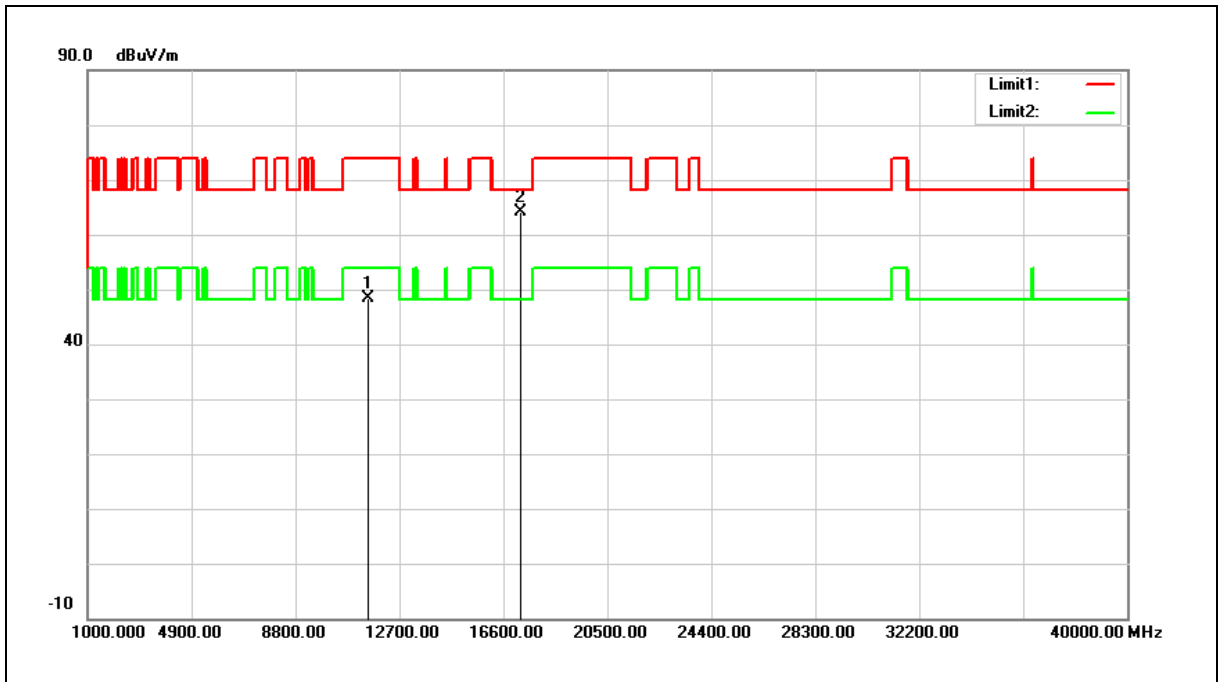
No.	Frequency (MHz)	Reading (dBuV)	Correct Factor (dB/m)	Result (dBuV/m)	Limit (dBuV/m)	Margin (dB)	Remark
1	11510.000	33.66	15.38	49.04	74.00	-24.96	peak
2	17265.000	36.75	21.88	58.63	68.20	-9.57	peak

Note:1.Result (dBuV/m) = Correct Factor (dB/m) + Reading(dBuV).

2.Correction factor (dB/m) = Antenna Factor (dB/m) + Cable loss (dB) – Pre-Amplifier gain (dB).

3.When the peak results are less than average limit, so not need to evaluate the average.

Standard:	FCC Part 15.407	Test Distance:	3 m
Test item:	Harmonic		
Frequency:	5755 MHz		
Mode:	802.11ax HE40		
Ant.Polar.:	Vertical		



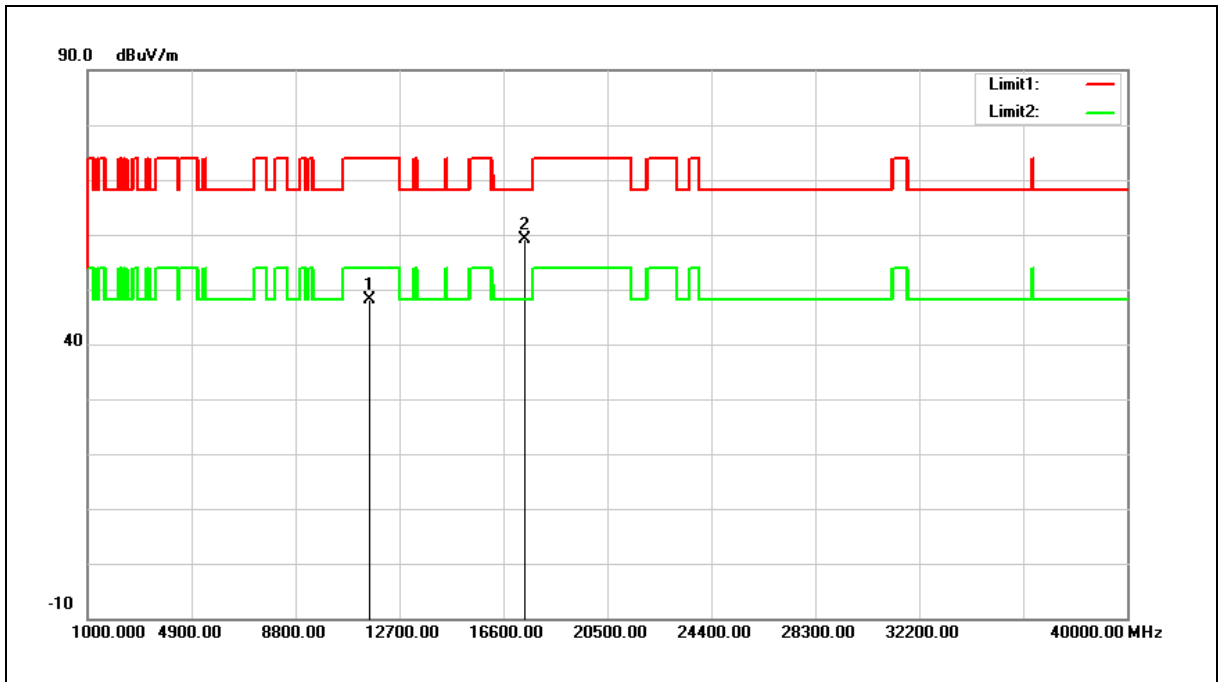
No.	Frequency (MHz)	Reading (dBuV)	Correct Factor (dB/m)	Result (dBuV/m)	Limit (dBuV/m)	Margin (dB)	Remark
1	11510.000	32.94	15.38	48.32	74.00	-25.68	peak
2	17265.000	42.20	21.88	64.08	68.20	-4.12	peak

Note:1.Result (dBuV/m) = Correct Factor (dB/m) + Reading(dBuV).

2.Correction factor (dB/m) = Antenna Factor (dB/m) + Cable loss (dB) – Pre-Amplifier gain (dB).

3.When the peak results are less than average limit, so not need to evaluate the average.

Standard:	FCC Part 15.407	Test Distance:	3 m
Test item:	Harmonic		
Frequency:	5795 MHz		
Mode:	802.11ax HE40		
Ant.Polar.:	Horizontal		



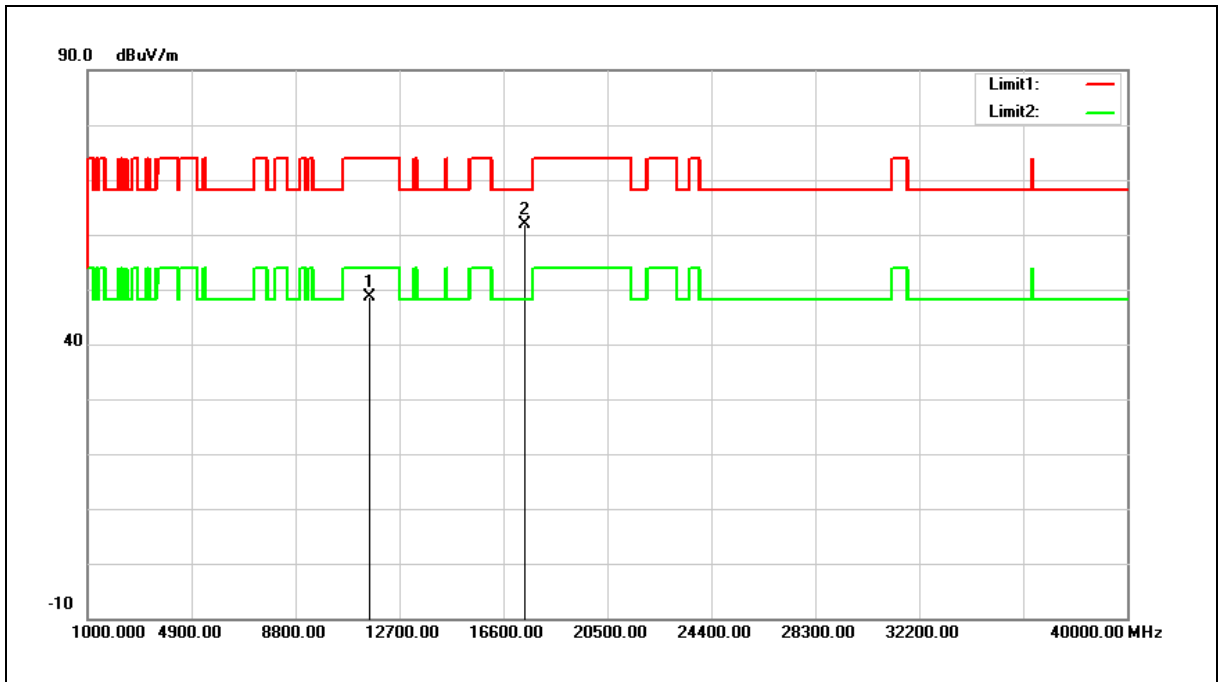
No.	Frequency (MHz)	Reading (dBuV)	Correct Factor (dB/m)	Result (dBuV/m)	Limit (dBuV/m)	Margin (dB)	Remark
1	11590.000	32.84	15.20	48.04	74.00	-25.96	peak
2	17385.000	36.64	22.60	59.24	68.20	-8.96	peak

Note:1.Result (dBuV/m) = Correct Factor (dB/m) + Reading(dBuV).

2.Correction factor (dB/m) = Antenna Factor (dB/m) + Cable loss (dB) – Pre-Amplifier gain (dB).

3.When the peak results are less than average limit, so not need to evaluate the average.

Standard:	FCC Part 15.407	Test Distance:	3 m
Test item:	Harmonic		
Frequency:	5795 MHz		
Mode:	802.11ax HE40		
Ant.Polar.:	Vertical		



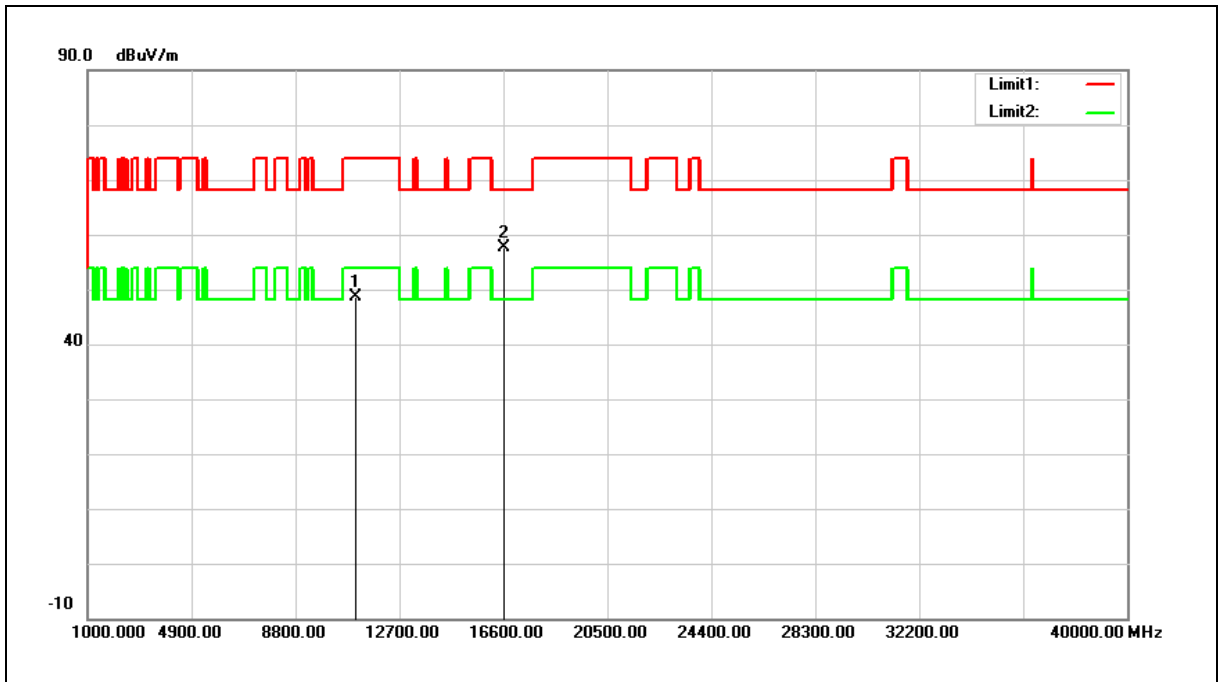
No.	Frequency (MHz)	Reading (dBuV)	Correct Factor (dB/m)	Result (dBuV/m)	Limit (dBuV/m)	Margin (dB)	Remark
1	11590.000	33.40	15.20	48.60	74.00	-25.40	peak
2	17385.000	39.24	22.60	61.84	68.20	-6.36	peak

Note:1.Result (dBuV/m) = Correct Factor (dB/m) + Reading(dBuV).

2.Correction factor (dB/m) = Antenna Factor (dB/m) + Cable loss (dB) – Pre-Amplifier gain (dB).

3.When the peak results are less than average limit, so not need to evaluate the average.

Standard:	FCC Part 15.407	Test Distance:	3 m
Test item:	Harmonic		
Frequency:	5530 MHz		
Mode:	802.11ax HE80		
Ant.Polar.:	Horizontal		



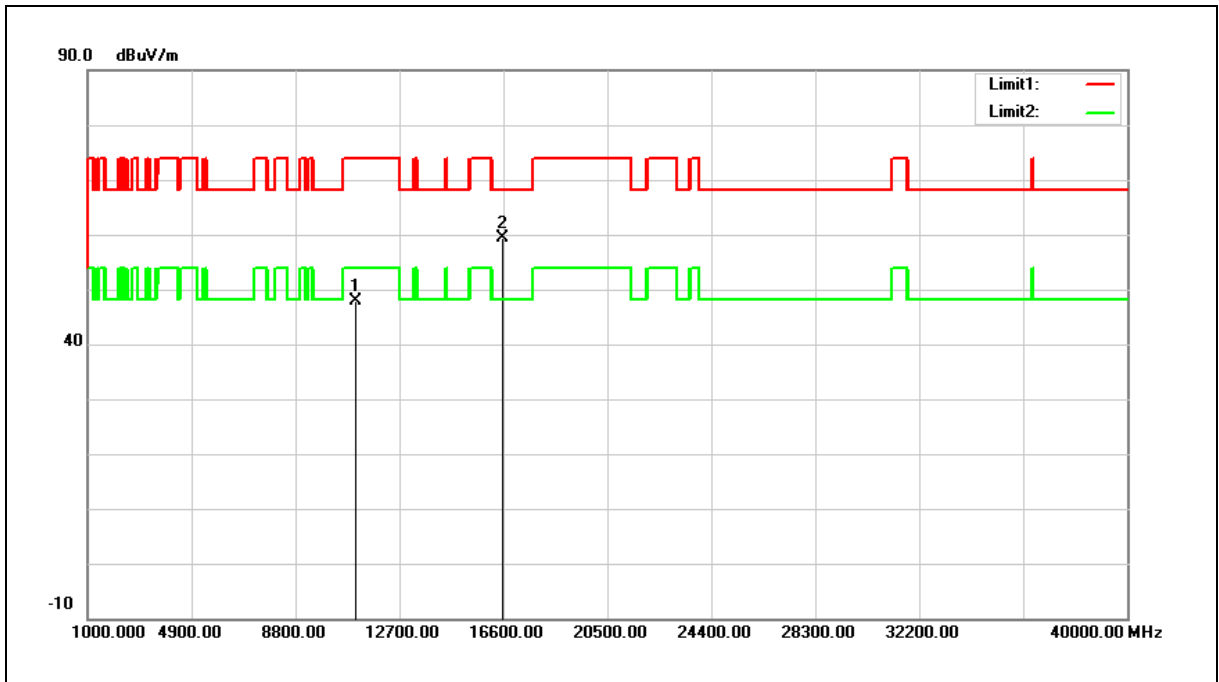
No.	Frequency (MHz)	Reading (dBuV)	Correct Factor (dB/m)	Result (dBuV/m)	Limit (dBuV/m)	Margin (dB)	Remark
1	11060.000	34.02	14.58	48.60	74.00	-25.40	peak
2	16590.000	40.08	17.29	57.37	68.20	-10.83	peak

Note:1.Result (dBuV/m) = Correct Factor (dB/m) + Reading(dBuV).

2.Correction factor (dB/m) = Antenna Factor (dB/m) + Cable loss (dB) – Pre-Amplifier gain (dB).

3.When the peak results are less than average limit, so not need to evaluate the average.

Standard:	FCC Part 15.407	Test Distance:	3 m
Test item:	Harmonic		
Frequency:	5530 MHz		
Mode:	802.11ax HE80		
Ant.Polar.:	Vertical		



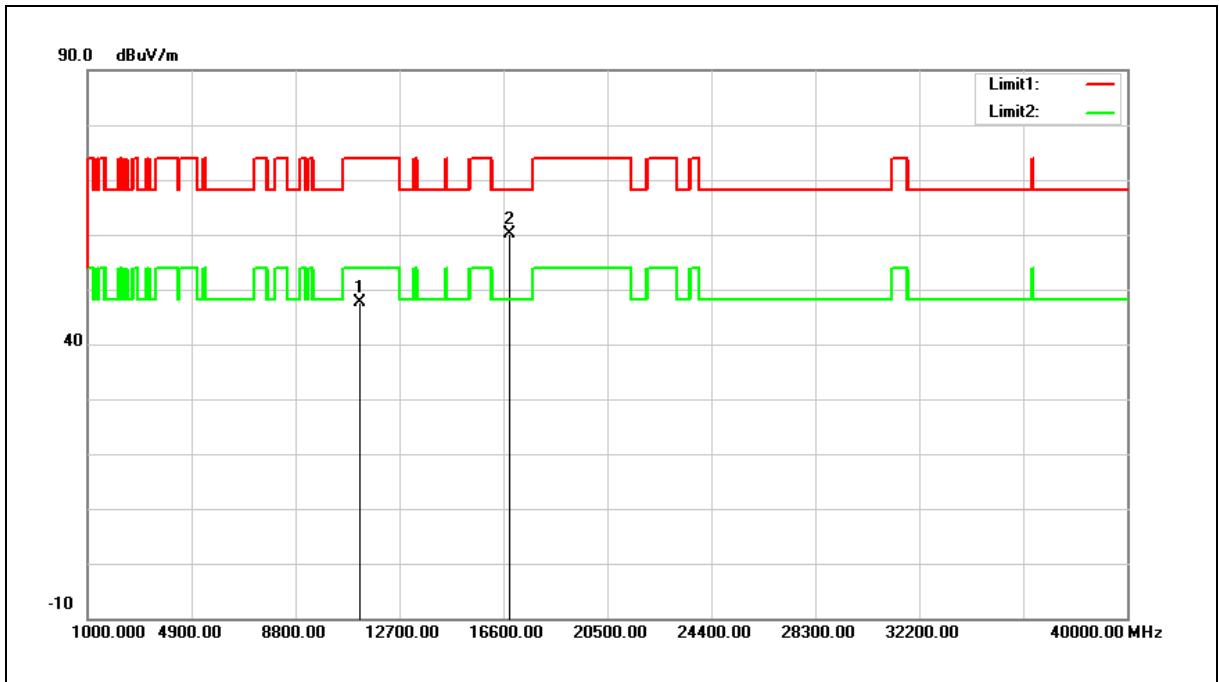
No.	Frequency (MHz)	Reading (dBuV)	Correct Factor (dB/m)	Result (dBuV/m)	Limit (dBuV/m)	Margin (dB)	Remark
1	11060.000	33.32	14.58	47.90	74.00	-26.10	peak
2	16590.000	42.03	17.29	59.32	68.20	-8.88	peak

Note:1.Result (dBuV/m) = Correct Factor (dB/m) + Reading(dBuV).

2.Correction factor (dB/m) = Antenna Factor (dB/m) + Cable loss (dB) – Pre-Amplifier gain (dB).

3.When the peak results are less than average limit, so not need to evaluate the average.

Standard:	FCC Part 15.407	Test Distance:	3 m
Test item:	Harmonic		
Frequency:	5610 MHz		
Mode:	802.11ax HE80		
Ant.Polar.:	Horizontal		



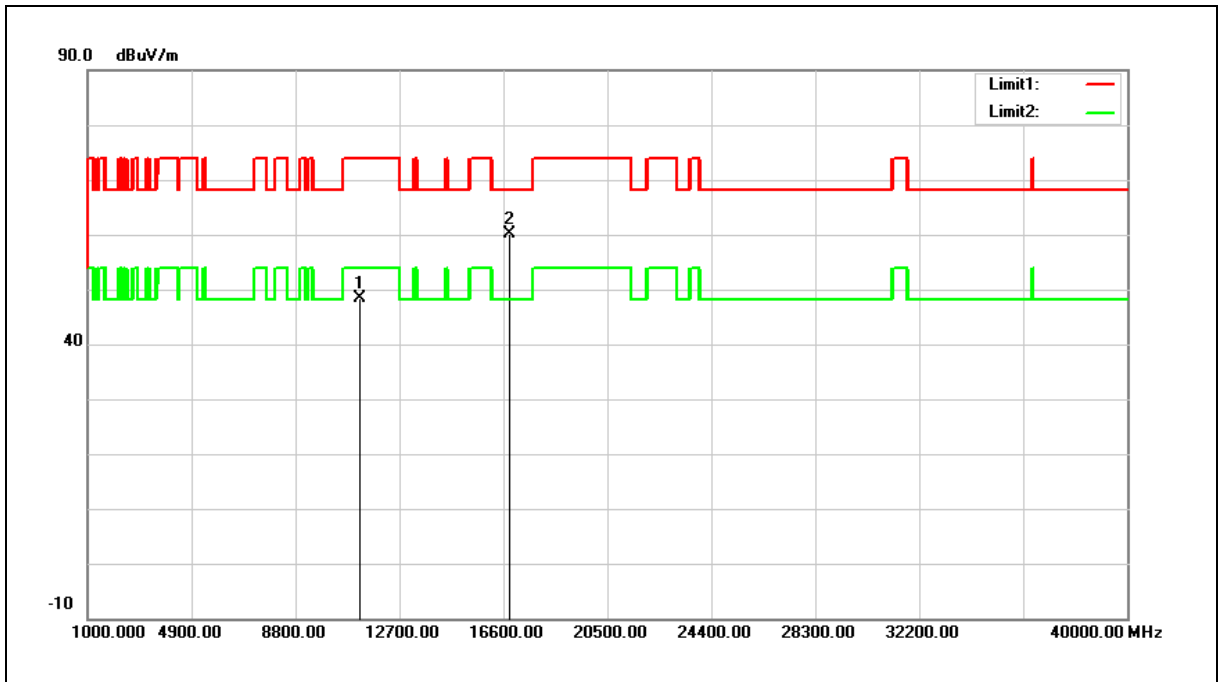
No.	Frequency (MHz)	Reading (dBuV)	Correct Factor (dB/m)	Result (dBuV/m)	Limit (dBuV/m)	Margin (dB)	Remark
1	11220.000	32.79	14.89	47.68	74.00	-26.32	peak
2	16830.000	40.97	19.06	60.03	68.20	-8.17	peak

Note:1.Result (dBuV/m) = Correct Factor (dB/m) + Reading(dBuV).

2.Correction factor (dB/m) = Antenna Factor (dB/m) + Cable loss (dB) – Pre-Amplifier gain (dB).

3.When the peak results are less than average limit, so not need to evaluate the average.

Standard:	FCC Part 15.407	Test Distance:	3 m
Test item:	Harmonic		
Frequency:	5610 MHz		
Mode:	802.11ax HE80		
Ant.Polar.:	Vertical		



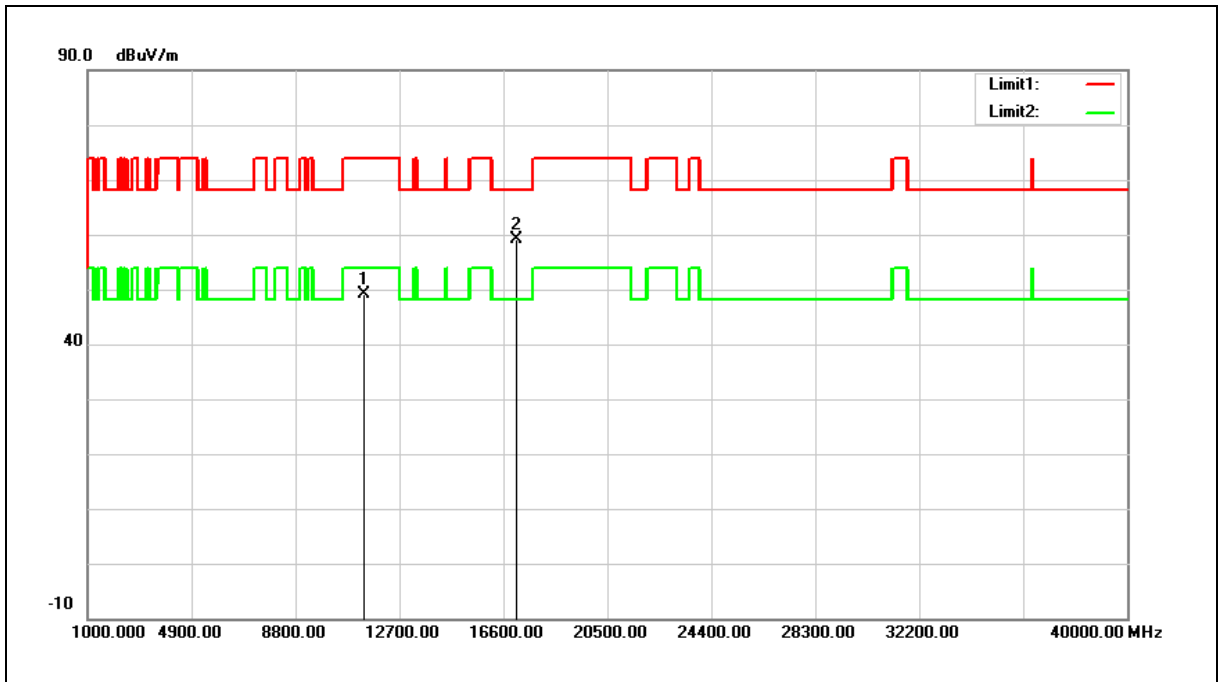
No.	Frequency (MHz)	Reading (dBuV)	Correct Factor (dB/m)	Result (dBuV/m)	Limit (dBuV/m)	Margin (dB)	Remark
1	11220.000	33.43	14.89	48.32	74.00	-25.68	peak
2	16830.000	41.08	19.06	60.14	68.20	-8.06	peak

Note:1.Result (dBuV/m) = Correct Factor (dB/m) + Reading(dBuV).

2.Correction factor (dB/m) = Antenna Factor (dB/m) + Cable loss (dB) – Pre-Amplifier gain (dB).

3.When the peak results are less than average limit, so not need to evaluate the average.

Standard:	FCC Part 15.407	Test Distance:	3 m
Test item:	Harmonic		
Frequency:	5690 MHz		
Mode:	802.11ax HE80		
Ant.Polar.:	Horizontal		



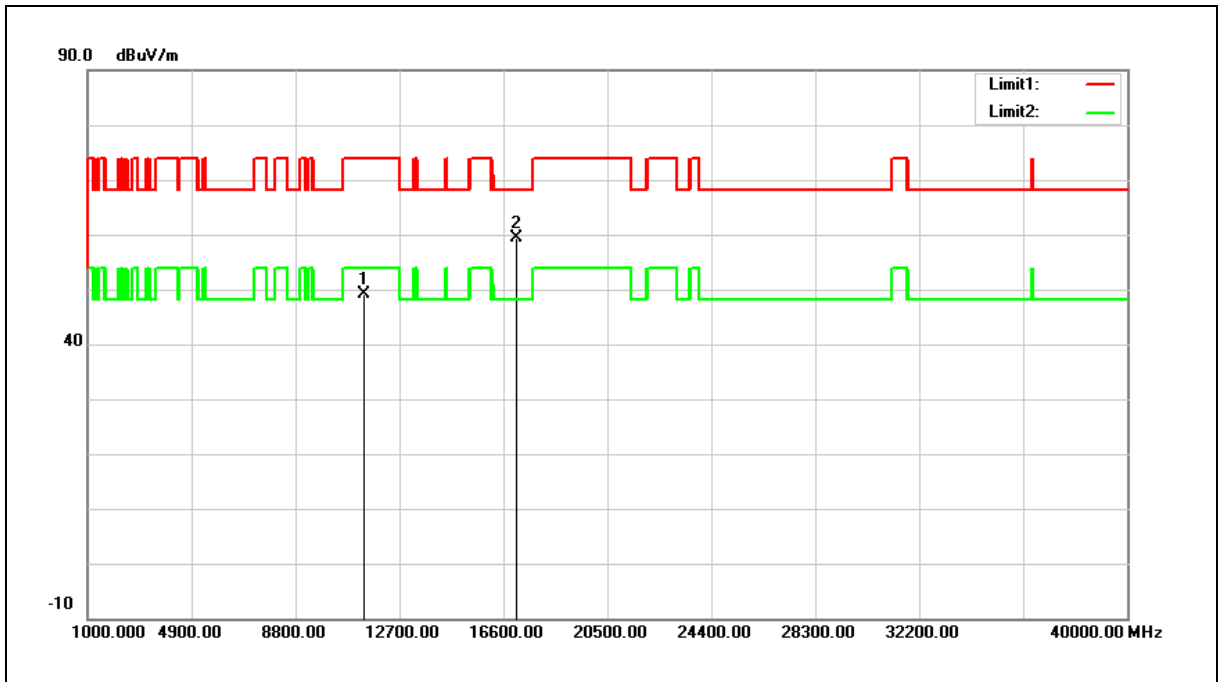
No.	Frequency (MHz)	Reading (dBuV)	Correct Factor (dB/m)	Result (dBuV/m)	Limit (dBuV/m)	Margin (dB)	Remark
1	11380.000	33.84	15.18	49.02	74.00	-24.98	peak
2	17070.000	38.33	20.72	59.05	68.20	-9.15	peak

Note:1.Result (dBuV/m) = Correct Factor (dB/m) + Reading(dBuV).

2.Correction factor (dB/m) = Antenna Factor (dB/m) + Cable loss (dB) – Pre-Amplifier gain (dB).

3.When the peak results are less than average limit, so not need to evaluate the average.

Standard:	FCC Part 15.407	Test Distance:	3 m
Test item:	Harmonic		
Frequency:	5690 MHz		
Mode:	802.11ax HE80		
Ant.Polar.:	Vertical		



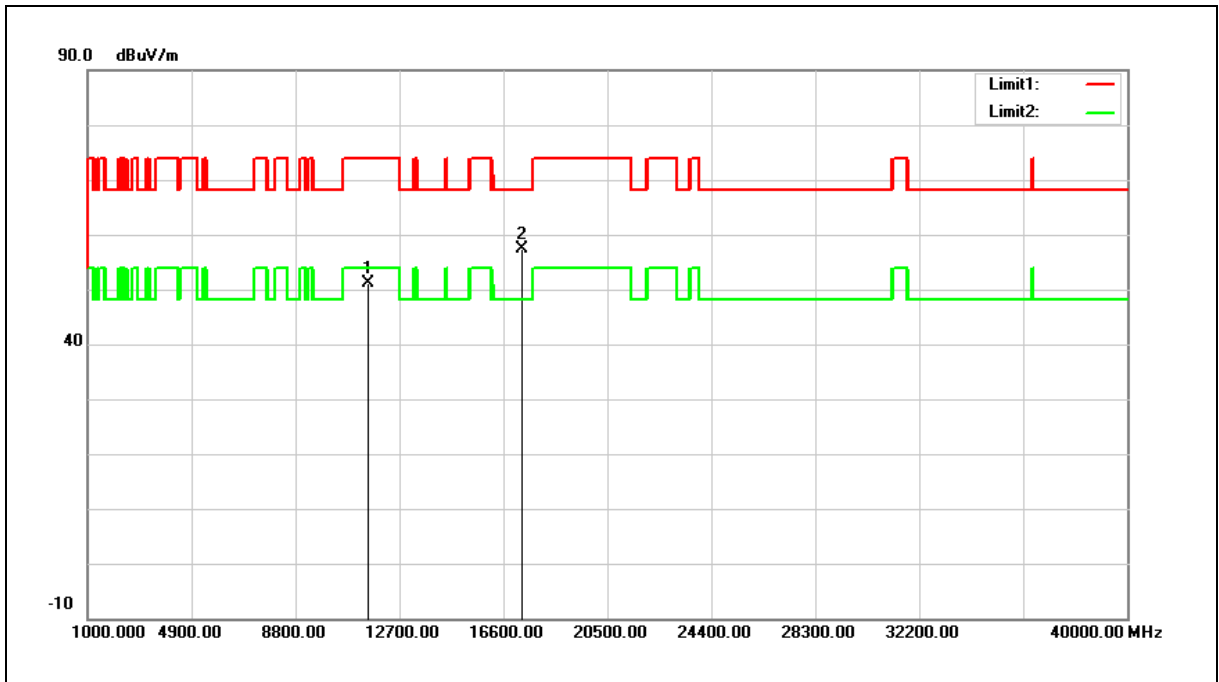
No.	Frequency (MHz)	Reading (dBuV)	Correct Factor (dB/m)	Result (dBuV/m)	Limit (dBuV/m)	Margin (dB)	Remark
1	11380.000	33.92	15.18	49.10	74.00	-24.90	peak
2	17070.000	38.63	20.72	59.35	68.20	-8.85	peak

Note:1.Result (dBuV/m) = Correct Factor (dB/m) + Reading(dBuV).

2.Correction factor (dB/m) = Antenna Factor (dB/m) + Cable loss (dB) – Pre-Amplifier gain (dB).

3.When the peak results are less than average limit, so not need to evaluate the average.

Standard:	FCC Part 15.407	Test Distance:	3 m
Test item:	Harmonic		
Frequency:	5775 MHz		
Mode:	802.11ax HE80		
Ant.Polar.:	Horizontal		



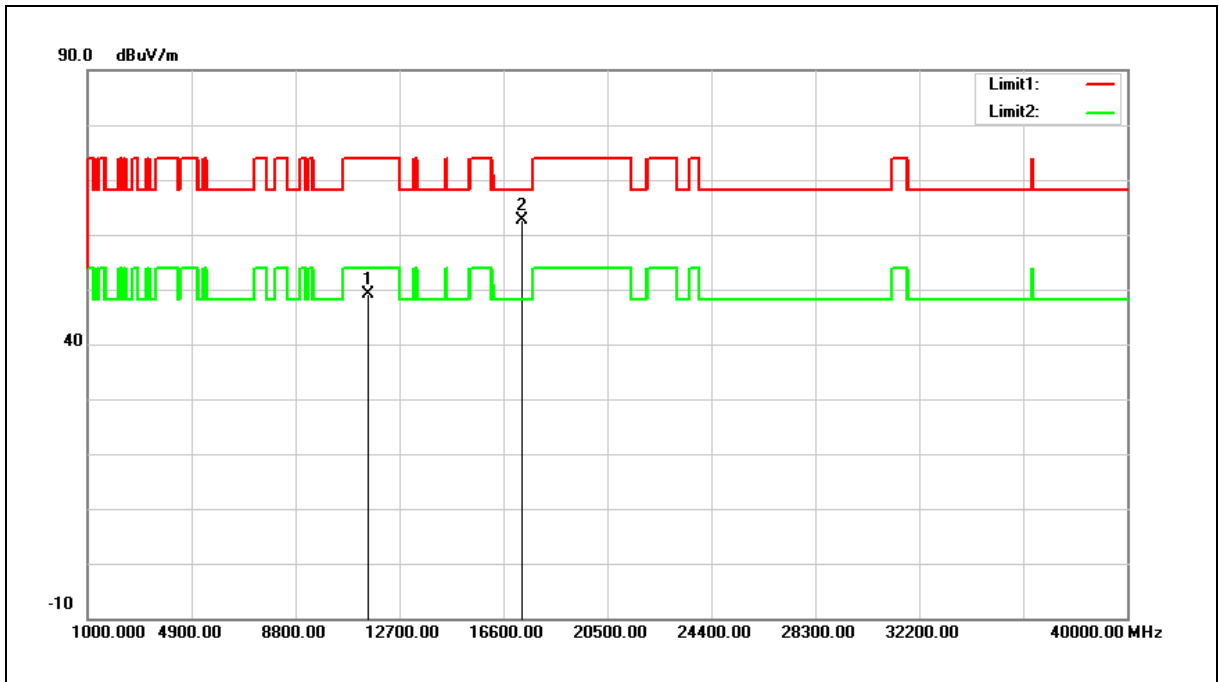
No.	Frequency (MHz)	Reading (dBuV)	Correct Factor (dB/m)	Result (dBuV/m)	Limit (dBuV/m)	Margin (dB)	Remark
1	11550.000	35.88	15.29	51.17	74.00	-22.83	peak
2	17325.000	35.16	22.24	57.40	68.20	-10.80	peak

Note:1.Result (dBuV/m) = Correct Factor (dB/m) + Reading(dBuV).

2.Correction factor (dB/m) = Antenna Factor (dB/m) + Cable loss (dB) – Pre-Amplifier gain (dB).

3.When the peak results are less than average limit, so not need to evaluate the average.

Standard:	FCC Part 15.407	Test Distance:	3 m
Test item:	Harmonic		
Frequency:	5775 MHz		
Mode:	802.11ax HE80		
Ant.Polar.:	Vertical		



No.	Frequency (MHz)	Reading (dBuV)	Correct Factor (dB/m)	Result (dBuV/m)	Limit (dBuV/m)	Margin (dB)	Remark
1	11550.000	33.92	15.29	49.21	74.00	-24.79	peak
2	17325.000	40.35	22.24	62.59	68.20	-5.61	peak

Note:1.Result (dBuV/m) = Correct Factor (dB/m) + Reading(dBuV).

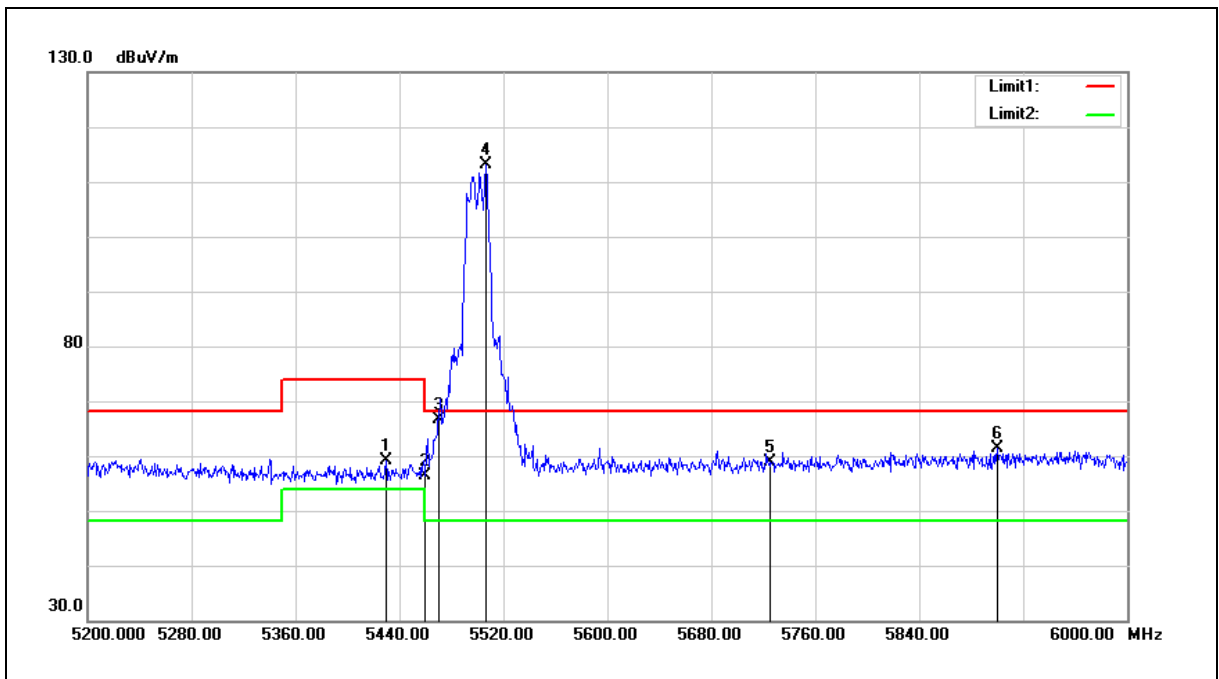
2.Correction factor (dB/m) = Antenna Factor (dB/m) + Cable loss (dB) – Pre-Amplifier gain (dB).

3.When the peak results are less than average limit, so not need to evaluate the average.

Band Edge

Peak

Standard:	FCC Part 15.407	Test Distance:	3 m
Test item:	Band edge		
Frequency:	5500 MHz		
Mode:	802.11ax HE20		
Ant.Polar.:	Horizontal		



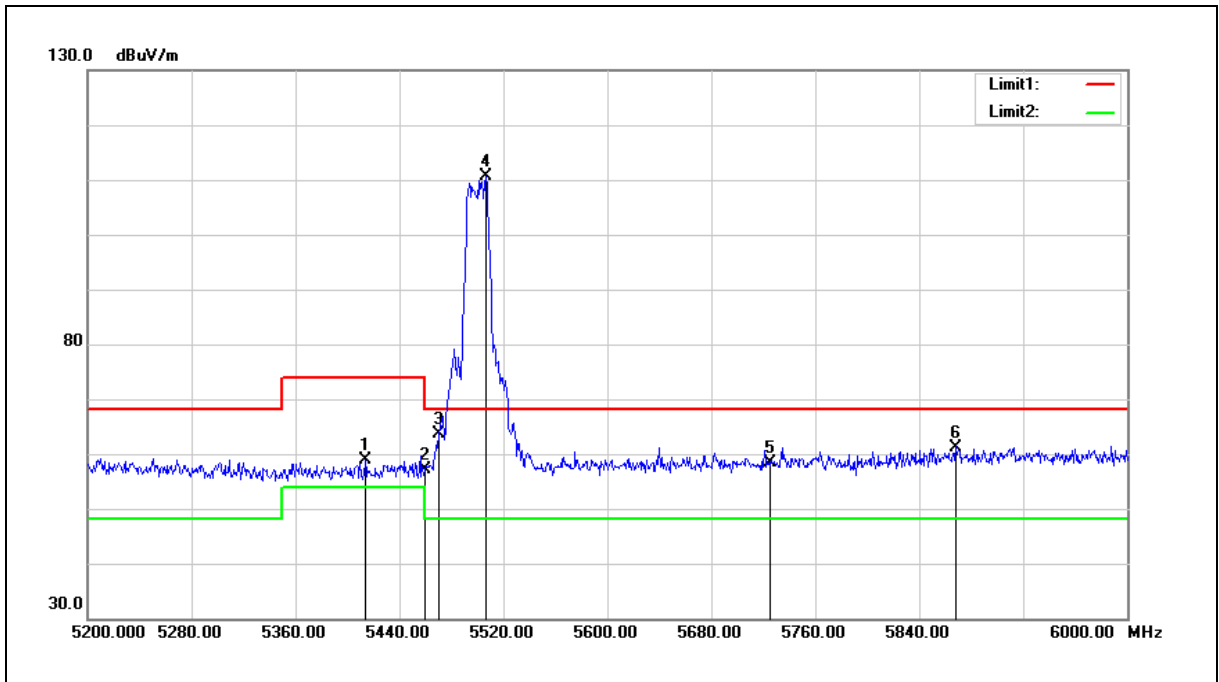
No.	Frequency (MHz)	Reading (dBuV)	Correct Factor (dB/m)	Result (dBuV/m)	Limit (dBuV/m)	Margin (dB)	Remark
1	5429.600	58.78	0.44	59.22	74.00	-14.78	peak
2	5460.000	55.94	0.51	56.45	74.00	-17.55	peak
3	5470.000	66.03	0.52	66.55	68.20	-1.65	peak
4	5506.400	112.47	0.59	113.06	68.20	44.86	peak
5	5725.000	57.70	1.18	58.88	68.20	-9.32	peak
6	5900.000	59.65	1.65	61.30	68.20	-6.90	peak

Note:1.Result (dBuV/m) = Correct Factor (dB/m) + Reading(dBuV).

2.Correction factor (dB/m) = Antenna Factor (dB/m) + Cable loss (dB) – Pre-Amplifier gain (dB).

3.When the peak results are less than average limit, so not need to evaluate the average.

Standard:	FCC Part 15.407	Test Distance:	3 m
Test item:	Band edge		
Frequency:	5500 MHz		
Mode:	802.11ax HE20		
Ant.Polar.:	Vertical		



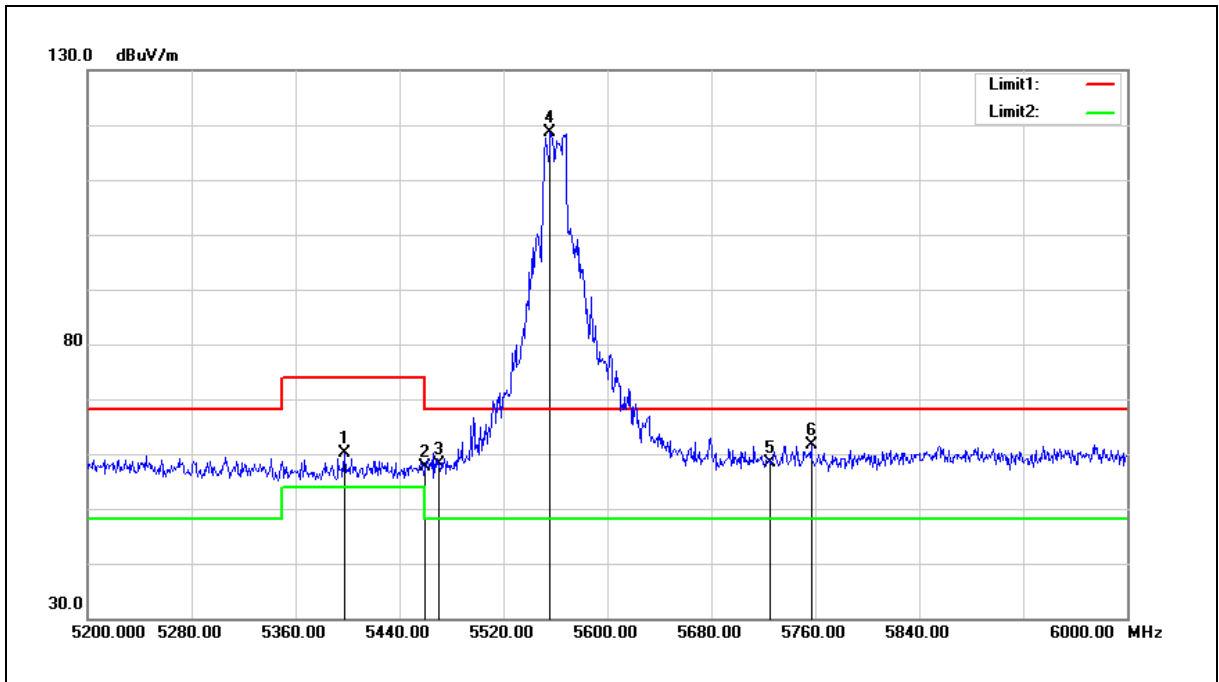
No.	Frequency (MHz)	Reading (dBuV)	Correct Factor (dB/m)	Result (dBuV/m)	Limit (dBuV/m)	Margin (dB)	Remark
1	5413.600	58.47	0.41	58.88	74.00	-15.12	peak
2	5460.000	56.73	0.51	57.24	74.00	-16.76	peak
3	5470.000	63.11	0.52	63.63	68.20	-4.57	peak
4	5506.400	110.02	0.59	110.61	68.20	42.41	peak
5	5725.000	57.28	1.18	58.46	68.20	-9.74	peak
6	5868.000	59.69	1.56	61.25	68.20	-6.95	peak

Note:1.Result (dBuV/m) = Correct Factor (dB/m) + Reading(dBuV).

2.Correction factor (dB/m) = Antenna Factor (dB/m) + Cable loss (dB) – Pre-Amplifier gain (dB).

3.When the peak results are less than average limit, so not need to evaluate the average.

Standard:	FCC Part 15.407	Test Distance:	3 m
Test item:	Band edge		
Frequency:	5560 MHz		
Mode:	802.11ax HE20		
Ant.Polar.:	Horizontal		



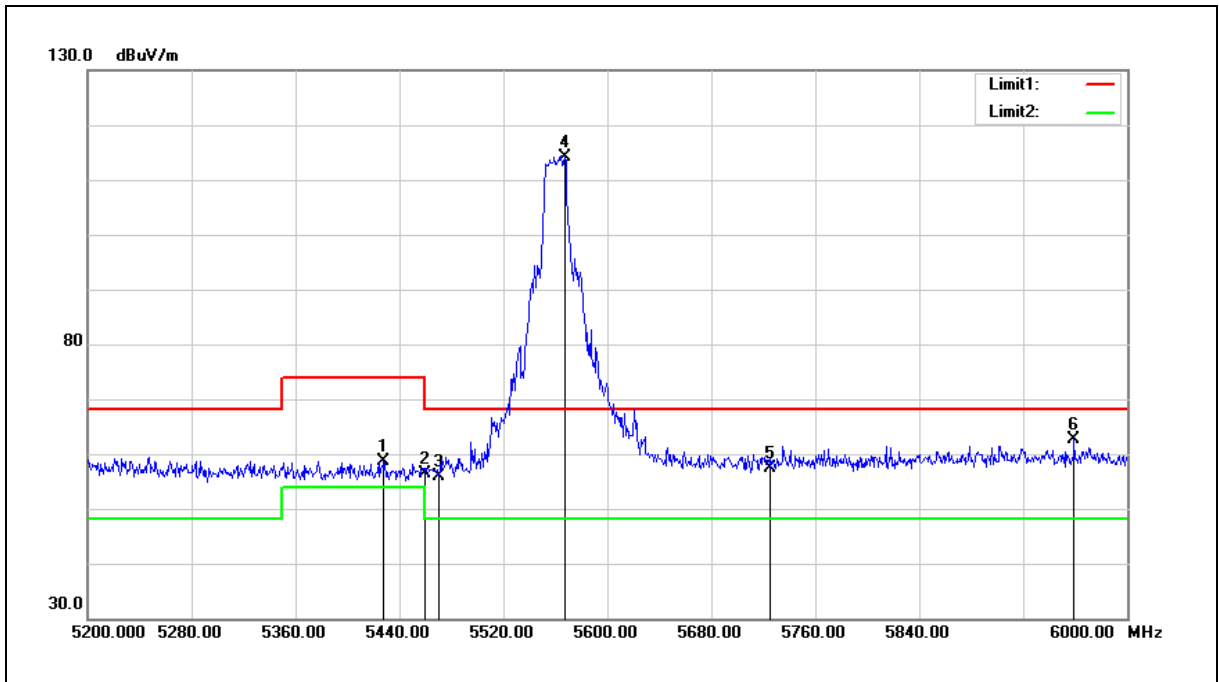
No.	Frequency (MHz)	Reading (dBuV)	Correct Factor (dB/m)	Result (dBuV/m)	Limit (dBuV/m)	Margin (dB)	Remark
1	5397.600	59.65	0.39	60.04	74.00	-13.96	peak
2	5460.000	57.00	0.51	57.51	74.00	-16.49	peak
3	5470.000	57.60	0.52	58.12	68.20	-10.08	peak
4	5556.000	117.80	0.73	118.53	68.20	50.33	peak
5	5725.000	57.24	1.18	58.42	68.20	-9.78	peak
6	5756.800	60.38	1.27	61.65	68.20	-6.55	peak

Note:1.Result (dBuV/m) = Correct Factor (dB/m) + Reading(dBuV).

2.Correction factor (dB/m) = Antenna Factor (dB/m) + Cable loss (dB) – Pre-Amplifier gain (dB).

3.When the peak results are less than average limit, so not need to evaluate the average.

Standard:	FCC Part 15.407	Test Distance:	3 m
Test item:	Band edge		
Frequency:	5560 MHz		
Mode:	802.11ax HE20		
Ant.Polar.:	Vertical		



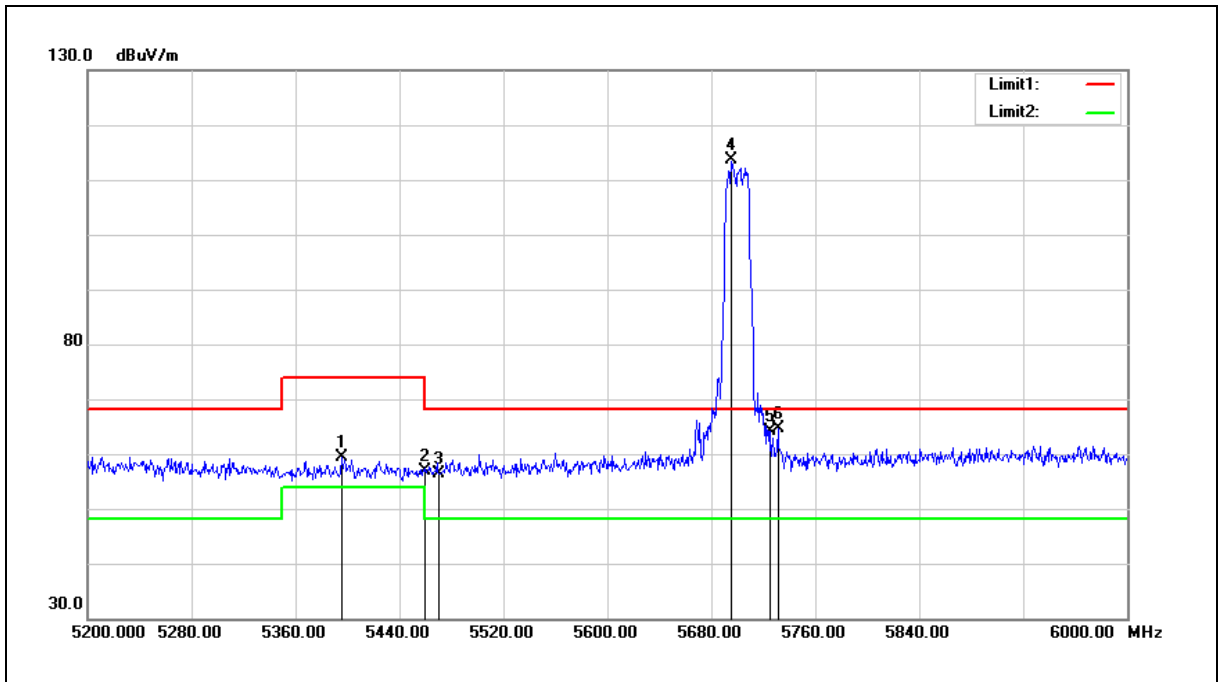
No.	Frequency (MHz)	Reading (dBuV)	Correct Factor (dB/m)	Result (dBuV/m)	Limit (dBuV/m)	Margin (dB)	Remark
1	5428.000	58.19	0.44	58.63	74.00	-15.37	peak
2	5460.000	55.84	0.51	56.35	74.00	-17.65	peak
3	5470.000	55.35	0.52	55.87	68.20	-12.33	peak
4	5567.200	113.37	0.75	114.12	68.20	45.92	peak
5	5725.000	56.23	1.18	57.41	68.20	-10.79	peak
6	5959.200	60.75	1.81	62.56	68.20	-5.64	peak

Note:1.Result (dBuV/m) = Correct Factor (dB/m) + Reading(dBuV).

2.Correction factor (dB/m) = Antenna Factor (dB/m) + Cable loss (dB) – Pre-Amplifier gain (dB).

3.When the peak results are less than average limit, so not need to evaluate the average.

Standard:	FCC Part 15.407	Test Distance:	3 m
Test item:	Band edge		
Frequency:	5700 MHz		
Mode:	802.11ax HE20		
Ant.Polar.:	Horizontal		



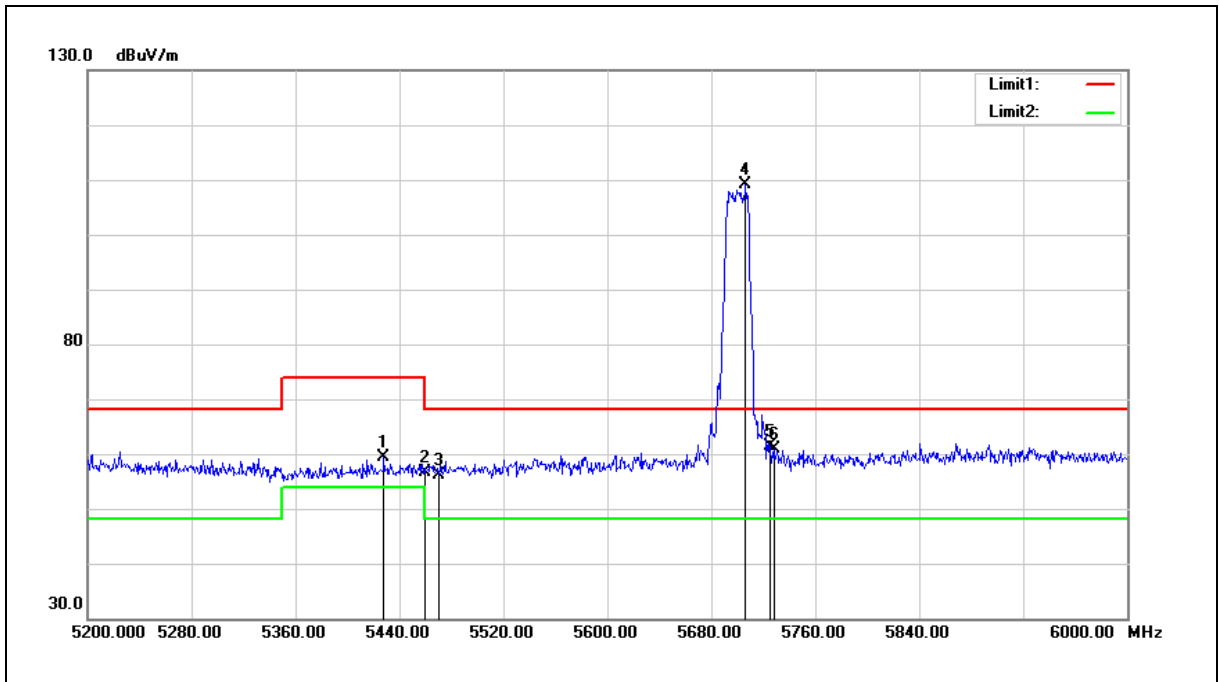
No.	Frequency (MHz)	Reading (dBuV)	Correct Factor (dB/m)	Result (dBuV/m)	Limit (dBuV/m)	Margin (dB)	Remark
1	5396.000	59.01	0.38	59.39	74.00	-14.61	peak
2	5460.000	56.43	0.51	56.94	74.00	-17.06	peak
3	5470.000	55.87	0.52	56.39	68.20	-11.81	peak
4	5695.200	112.49	1.10	113.59	68.20	45.39	peak
5	5725.000	63.00	1.18	64.18	68.20	-4.02	peak
6	5731.200	63.31	1.20	64.51	68.20	-3.69	peak

Note:1.Result (dBuV/m) = Correct Factor (dB/m) + Reading(dBuV).

2.Correction factor (dB/m) = Antenna Factor (dB/m) + Cable loss (dB) – Pre-Amplifier gain (dB).

3.When the peak results are less than average limit, so not need to evaluate the average.

Standard:	FCC Part 15.407	Test Distance:	3 m
Test item:	Band edge		
Frequency:	5700 MHz		
Mode:	802.11ax HE20		
Ant.Polar.:	Vertical		



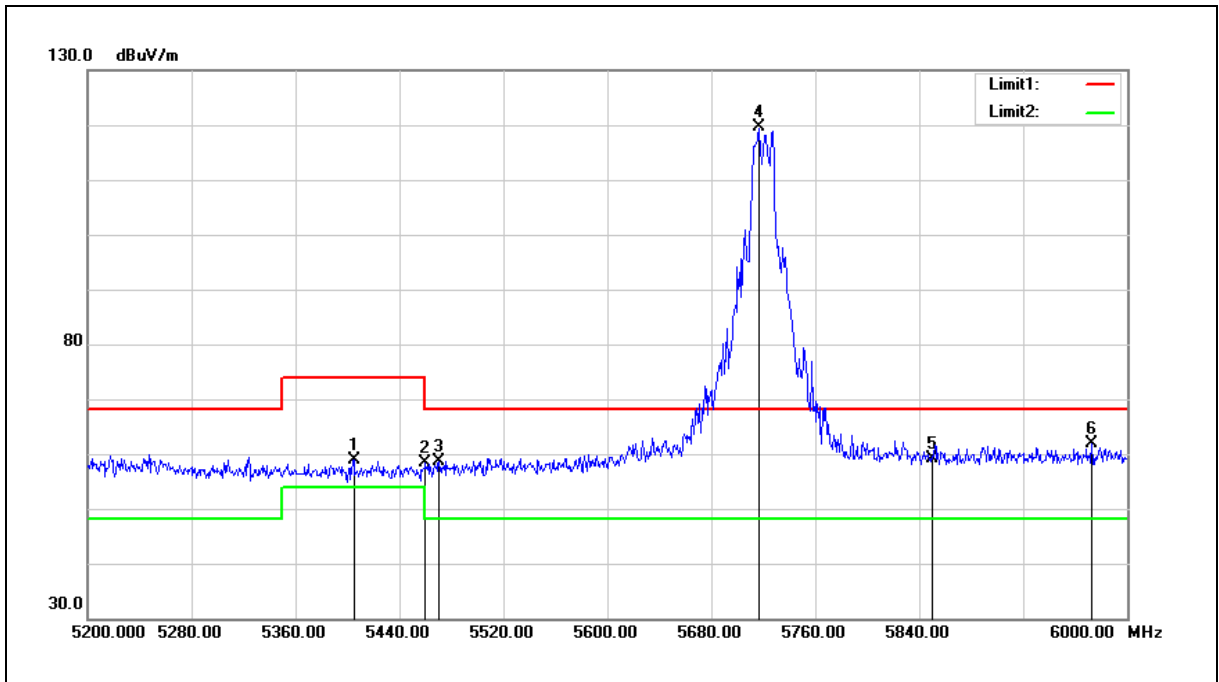
No.	Frequency (MHz)	Reading (dBuV)	Correct Factor (dB/m)	Result (dBuV/m)	Limit (dBuV/m)	Margin (dB)	Remark
1	5428.000	59.01	0.44	59.45	74.00	-14.55	peak
2	5460.000	56.04	0.51	56.55	74.00	-17.45	peak
3	5470.000	55.58	0.52	56.10	68.20	-12.10	peak
4	5706.400	107.87	1.14	109.01	68.20	40.81	peak
5	5725.000	60.16	1.18	61.34	68.20	-6.86	peak
6	5728.000	59.73	1.18	60.91	68.20	-7.29	peak

Note:1.Result (dBuV/m) = Correct Factor (dB/m) + Reading(dBuV).

2.Correction factor (dB/m) = Antenna Factor (dB/m) + Cable loss (dB) – Pre-Amplifier gain (dB).

3.When the peak results are less than average limit, so not need to evaluate the average.

Standard:	FCC Part 15.407	Test Distance:	3 m
Test item:	Band edge		
Frequency:	5720 MHz		
Mode:	802.11ax HE20		
Ant.Polar.:	Horizontal		



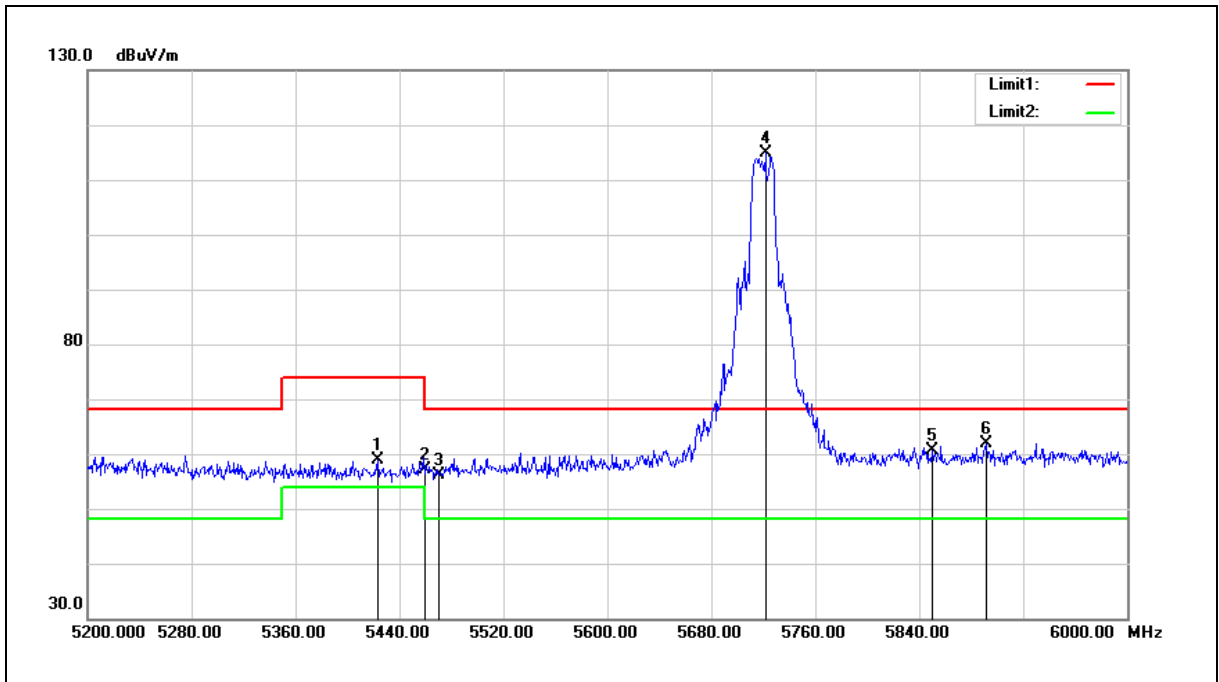
No.	Frequency (MHz)	Reading (dBuV)	Correct Factor (dB/m)	Result (dBuV/m)	Limit (dBuV/m)	Margin (dB)	Remark
1	5404.800	58.57	0.40	58.97	74.00	-15.03	peak
2	5460.000	57.81	0.51	58.32	74.00	-15.68	peak
3	5470.000	58.09	0.52	58.61	68.20	-9.59	peak
4	5716.800	118.48	1.15	119.63	68.20	51.43	peak
5	5850.000	57.68	1.52	59.20	68.20	-9.00	peak
6	5972.800	60.07	1.85	61.92	68.20	-6.28	peak

Note:1.Result (dBuV/m) = Correct Factor (dB/m) + Reading(dBuV).

2.Correction factor (dB/m) = Antenna Factor (dB/m) + Cable loss (dB) – Pre-Amplifier gain (dB).

3.When the peak results are less than average limit, so not need to evaluate the average.

Standard:	FCC Part 15.407	Test Distance:	3 m
Test item:	Band edge		
Frequency:	5720 MHz		
Mode:	802.11ax HE20		
Ant.Polar.:	Vertical		



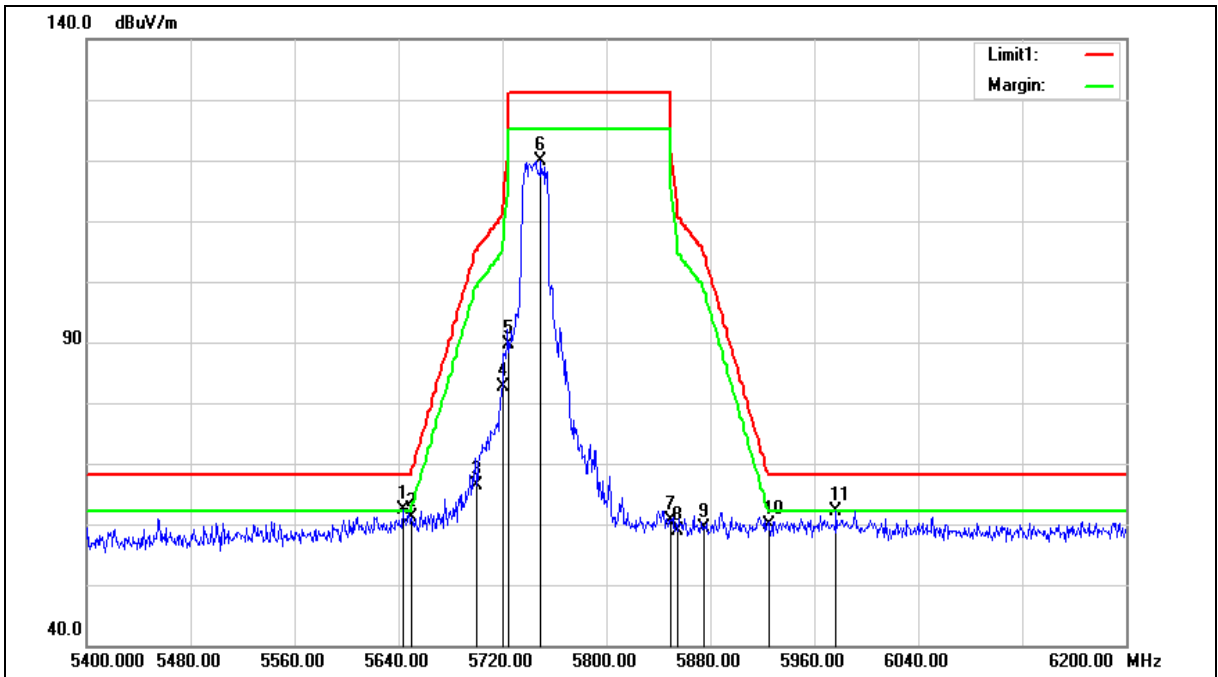
No.	Frequency (MHz)	Reading (dBuV)	Correct Factor (dB/m)	Result (dBuV/m)	Limit (dBuV/m)	Margin (dB)	Remark
1	5423.200	58.54	0.43	58.97	74.00	-15.03	peak
2	5460.000	56.61	0.51	57.12	74.00	-16.88	peak
3	5470.000	55.50	0.52	56.02	68.20	-12.18	peak
4	5721.600	113.70	1.18	114.88	68.20	46.68	peak
5	5850.000	59.14	1.52	60.66	68.20	-7.54	peak
6	5891.200	60.17	1.63	61.80	68.20	-6.40	peak

Note:1.Result (dBuV/m) = Correct Factor (dB/m) + Reading(dBuV).

2.Correction factor (dB/m) = Antenna Factor (dB/m) + Cable loss (dB) – Pre-Amplifier gain (dB).

3.When the peak results are less than average limit, so not need to evaluate the average.

Standard:	FCC Part 15.407	Test Distance:	3 m
Test item:	Band edge		
Frequency:	5745 MHz		
Mode:	802.11ax HE20		
Ant.Polar.:	Horizontal		



Standard:	FCC Part 15.407	Test Distance:	3 m
Test item:	Band edge		
Frequency:	5745 MHz		
Mode:	802.11ax HE20		
Ant.Polar.:	Horizontal		

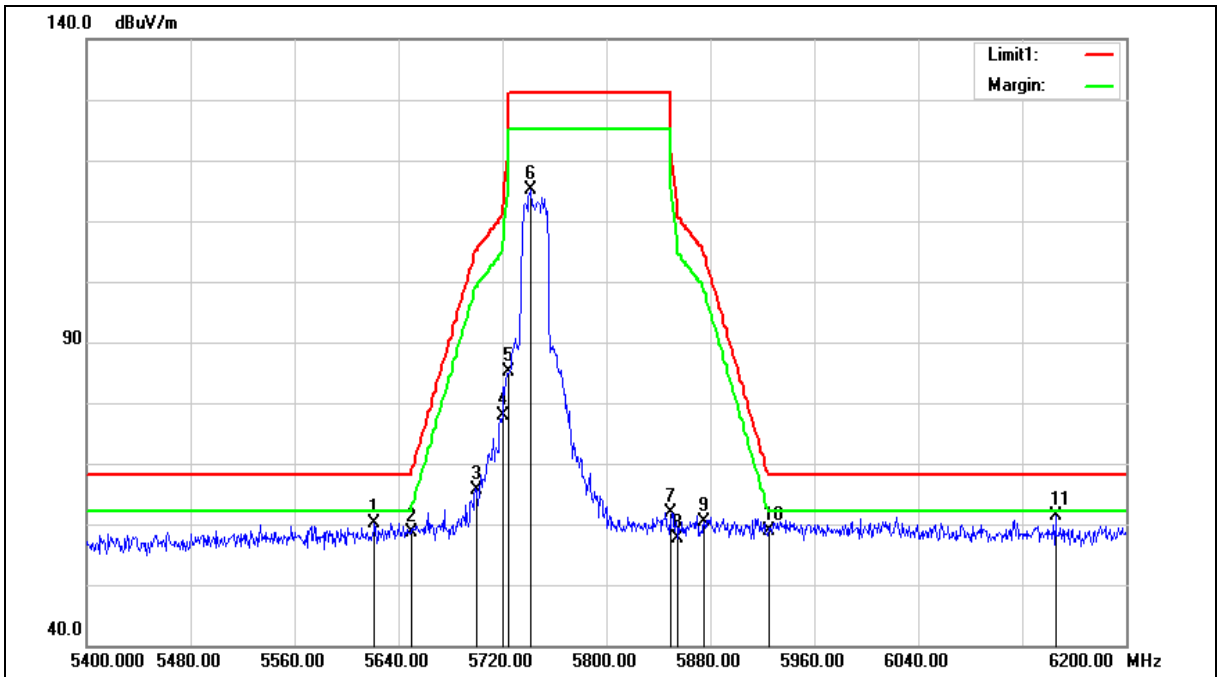
No.	Frequency (MHz)	Reading (dBuV)	Correct Factor (dB/m)	Result (dBuV/m)	Limit (dBuV/m)	Margin (dB)	Remark
1	5643.200	61.36	0.96	62.32	68.20	-5.88	peak
2	5650.000	60.27	0.97	61.24	68.20	-6.96	peak
3	5700.000	65.20	1.11	66.31	105.20	-38.89	peak
4	5720.000	81.44	1.17	82.61	110.80	-28.19	peak
5	5725.000	88.53	1.18	89.71	122.20	-32.49	peak
6	5749.600	118.60	1.25	119.85	131.20	-11.35	peak
7	5850.000	59.06	1.52	60.58	122.20	-61.62	peak
8	5855.000	57.37	1.53	58.90	110.80	-51.90	peak
9	5875.000	57.71	1.59	59.30	105.20	-45.90	peak
10	5925.000	58.19	1.72	59.91	68.20	-8.29	peak
11	5976.800	60.24	1.85	62.09	68.20	-6.11	peak

Note:1.Result (dBuV/m) = Correct Factor (dB/m) + Reading(dBuV).

2.Correction factor (dB/m) = Antenna Factor (dB/m) + Cable loss (dB) – Pre-Amplifier gain (dB).

3.When the peak results are less than average limit, so not need to evaluate the average.

Standard:	FCC Part 15.407	Test Distance:	3 m
Test item:	Band edge		
Frequency:	5745 MHz		
Mode:	802.11ax HE20		
Ant.Polar.:	Vertical		



Standard:	FCC Part 15.407	Test Distance:	3 m
Test item:	Band edge		
Frequency:	5745 MHz		
Mode:	802.11ax HE20		
Ant.Polar.:	Vertical		

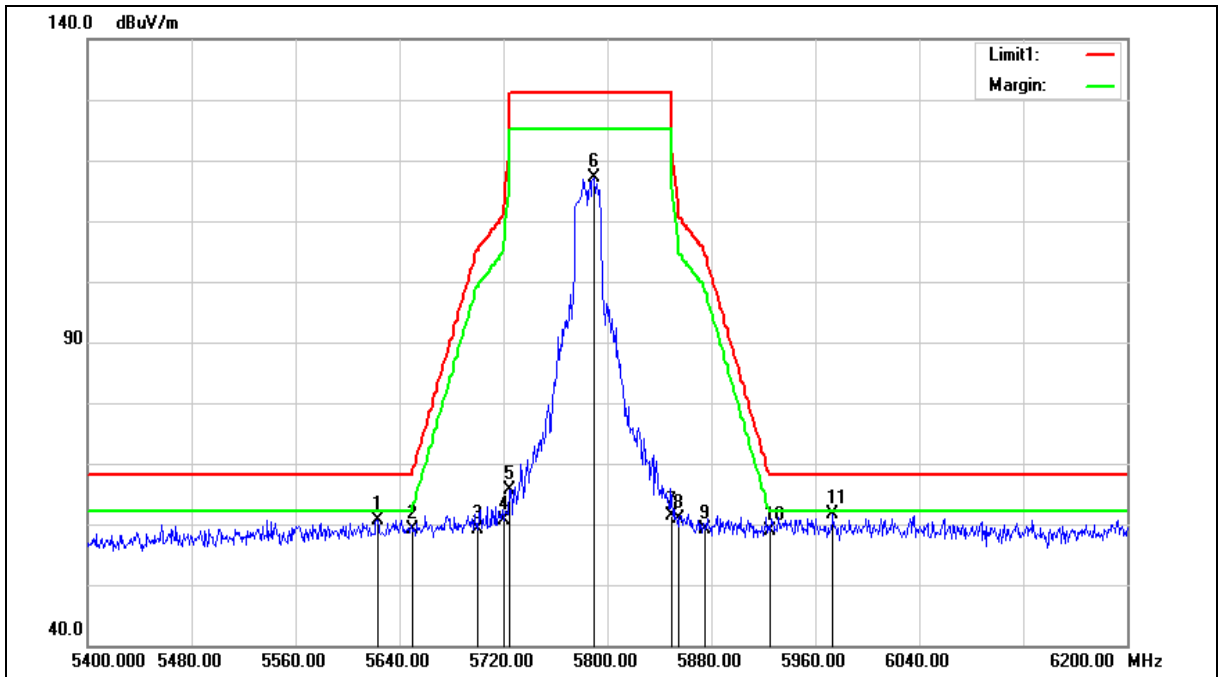
No.	Frequency (MHz)	Reading (dBuV)	Correct Factor (dB/m)	Result (dBuV/m)	Limit (dBuV/m)	Margin (dB)	Remark
1	5621.600	59.27	0.90	60.17	68.20	-8.03	peak
2	5650.000	57.69	0.97	58.66	68.20	-9.54	peak
3	5700.000	64.45	1.11	65.56	105.20	-39.64	peak
4	5720.000	76.79	1.17	77.96	110.80	-32.84	peak
5	5725.000	83.84	1.18	85.02	122.20	-37.18	peak
6	5741.600	113.83	1.22	115.05	131.20	-16.15	peak
7	5850.000	60.26	1.52	61.78	122.20	-60.42	peak
8	5855.000	56.01	1.53	57.54	110.80	-53.26	peak
9	5875.000	58.89	1.59	60.48	105.20	-44.72	peak
10	5925.000	57.23	1.72	58.95	68.20	-9.25	peak
11	6145.600	59.01	2.48	61.49	68.20	-6.71	peak

Note:1.Result (dBuV/m) = Correct Factor (dB/m) + Reading(dBuV).

2.Correction factor (dB/m) = Antenna Factor (dB/m) + Cable loss (dB) – Pre-Amplifier gain (dB).

3.When the peak results are less than average limit, so not need to evaluate the average.

Standard:	FCC Part 15.407	Test Distance:	3 m
Test item:	Band edge		
Frequency:	5785 MHz		
Mode:	802.11ax HE20		
Ant.Polar.:	Horizontal		



Standard:	FCC Part 15.407	Test Distance:	3 m
Test item:	Band edge		
Frequency:	5785 MHz		
Mode:	802.11ax HE20		
Ant.Polar.:	Horizontal		

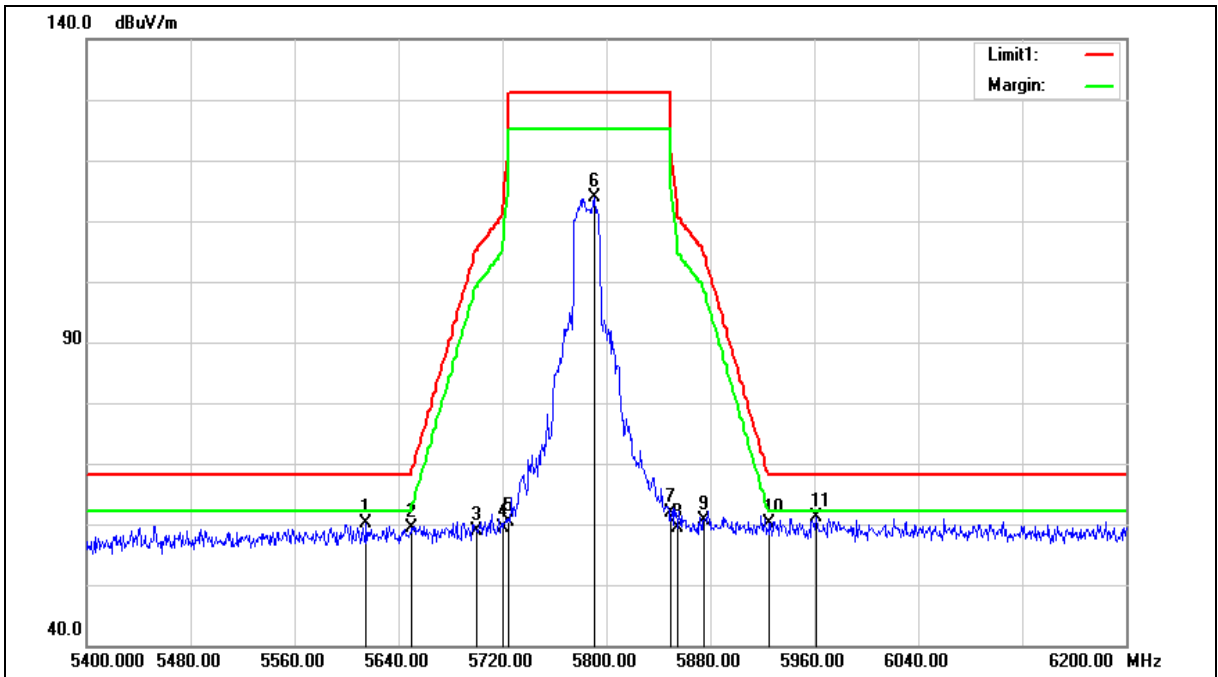
No.	Frequency (MHz)	Reading (dBuV)	Correct Factor (dB/m)	Result (dBuV/m)	Limit (dBuV/m)	Margin (dB)	Remark
1	5623.200	59.80	0.90	60.70	68.20	-7.50	peak
2	5650.000	58.26	0.97	59.23	68.20	-8.97	peak
3	5700.000	58.04	1.11	59.15	105.20	-46.05	peak
4	5720.000	59.47	1.17	60.64	110.80	-50.16	peak
5	5725.000	64.40	1.18	65.58	122.20	-56.62	peak
6	5789.600	115.73	1.36	117.09	131.20	-14.11	peak
7	5850.000	59.93	1.52	61.45	122.20	-60.75	peak
8	5855.000	59.32	1.53	60.85	110.80	-49.95	peak
9	5875.000	57.64	1.59	59.23	105.20	-45.97	peak
10	5925.000	57.27	1.72	58.99	68.20	-9.21	peak
11	5973.600	59.80	1.85	61.65	68.20	-6.55	peak

Note:1.Result (dBuV/m) = Correct Factor (dB/m) + Reading(dBuV).

2.Correction factor (dB/m) = Antenna Factor (dB/m) + Cable loss (dB) – Pre-Amplifier gain (dB).

3.When the peak results are less than average limit, so not need to evaluate the average.

Standard:	FCC Part 15.407	Test Distance:	3 m
Test item:	Band edge		
Frequency:	5785 MHz		
Mode:	802.11ax HE20		
Ant.Polar.:	Vertical		



Standard:	FCC Part 15.407	Test Distance:	3 m
Test item:	Band edge		
Frequency:	5785 MHz		
Mode:	802.11ax HE20		
Ant.Polar.:	Vertical		

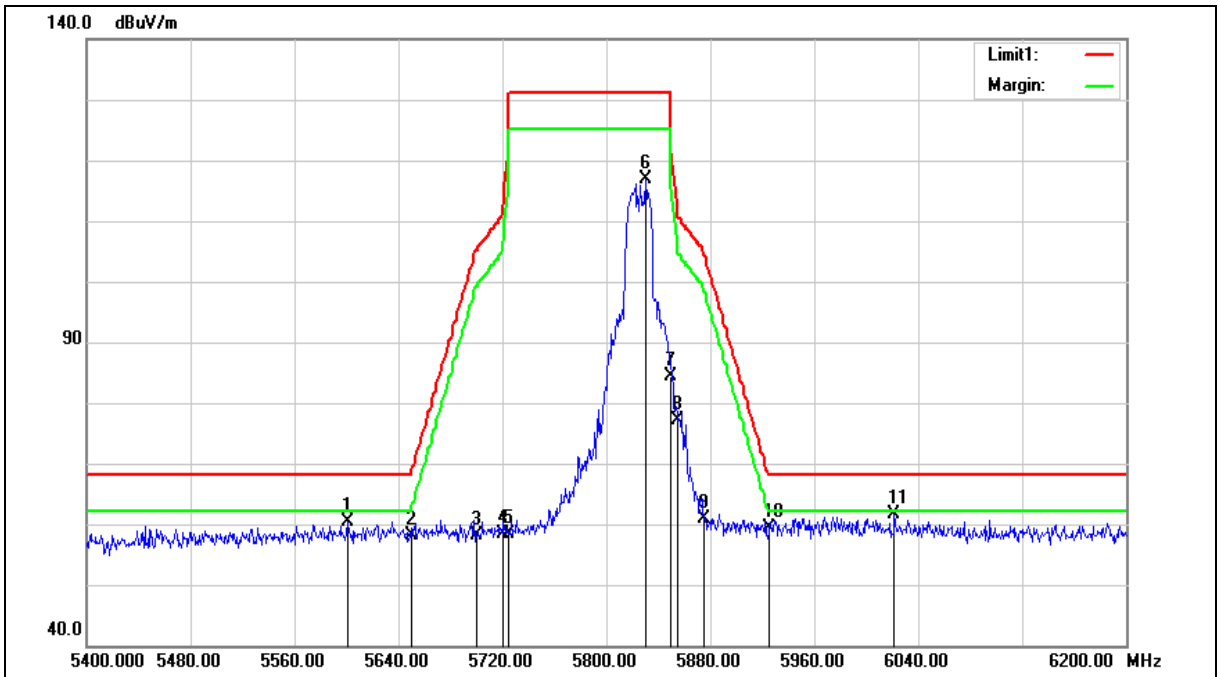
No.	Frequency (MHz)	Reading (dBuV)	Correct Factor (dB/m)	Result (dBuV/m)	Limit (dBuV/m)	Margin (dB)	Remark
1	5615.200	59.24	0.89	60.13	68.20	-8.07	peak
2	5650.000	58.35	0.97	59.32	68.20	-8.88	peak
3	5700.000	57.80	1.11	58.91	105.20	-46.29	peak
4	5720.000	58.16	1.17	59.33	110.80	-51.47	peak
5	5725.000	59.21	1.18	60.39	122.20	-61.81	peak
6	5791.200	112.45	1.36	113.81	131.20	-17.39	peak
7	5850.000	60.29	1.52	61.81	122.20	-60.39	peak
8	5855.000	57.93	1.53	59.46	110.80	-51.34	peak
9	5875.000	58.92	1.59	60.51	105.20	-44.69	peak
10	5925.000	58.42	1.72	60.14	68.20	-8.06	peak
11	5961.600	59.21	1.81	61.02	68.20	-7.18	peak

Note:1.Result (dBuV/m) = Correct Factor (dB/m) + Reading(dBuV).

2.Correction factor (dB/m) = Antenna Factor (dB/m) + Cable loss (dB) – Pre-Amplifier gain (dB).

3.When the peak results are less than average limit, so not need to evaluate the average.

Standard:	FCC Part 15.407	Test Distance:	3 m
Test item:	Band edge		
Frequency:	5825 MHz		
Mode:	802.11ax HE20		
Ant.Polar.:	Horizontal		



Standard:	FCC Part 15.407	Test Distance:	3 m
Test item:	Band edge		
Frequency:	5825 MHz		
Mode:	802.11ax HE20		
Ant.Polar.:	Horizontal		

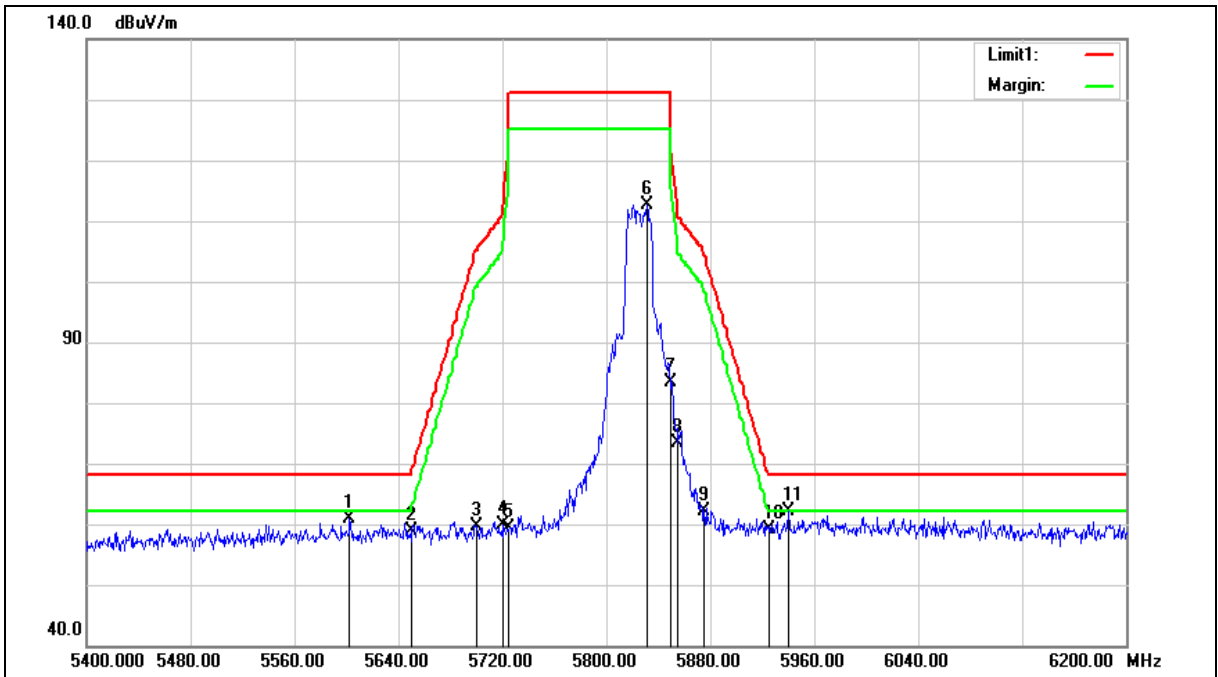
No.	Frequency (MHz)	Reading (dBuV)	Correct Factor (dB/m)	Result (dBuV/m)	Limit (dBuV/m)	Margin (dB)	Remark
1	5600.800	59.63	0.85	60.48	68.20	-7.72	peak
2	5650.000	57.16	0.97	58.13	68.20	-10.07	peak
3	5700.000	57.03	1.11	58.14	105.20	-47.06	peak
4	5720.000	57.10	1.17	58.27	110.80	-52.53	peak
5	5725.000	57.27	1.18	58.45	122.20	-63.75	peak
6	5830.400	115.48	1.47	116.95	131.20	-14.25	peak
7	5850.000	82.75	1.52	84.27	122.20	-37.93	peak
8	5855.000	75.48	1.53	77.01	110.80	-33.79	peak
9	5875.000	59.27	1.59	60.86	105.20	-44.34	peak
10	5925.000	57.65	1.72	59.37	68.20	-8.83	peak
11	6021.600	59.69	1.99	61.68	68.20	-6.52	peak

Note:1.Result (dBuV/m) = Correct Factor (dB/m) + Reading(dBuV).

2.Correction factor (dB/m) = Antenna Factor (dB/m) + Cable loss (dB) – Pre-Amplifier gain (dB).

3.When the peak results are less than average limit, so not need to evaluate the average.

Standard:	FCC Part 15.407	Test Distance:	3 m
Test item:	Band edge		
Frequency:	5825 MHz		
Mode:	802.11ax HE20		
Ant.Polar.:	Vertical		



Standard:	FCC Part 15.407	Test Distance:	3 m
Test item:	Band edge		
Frequency:	5825 MHz		
Mode:	802.11ax HE20		
Ant.Polar.:	Vertical		

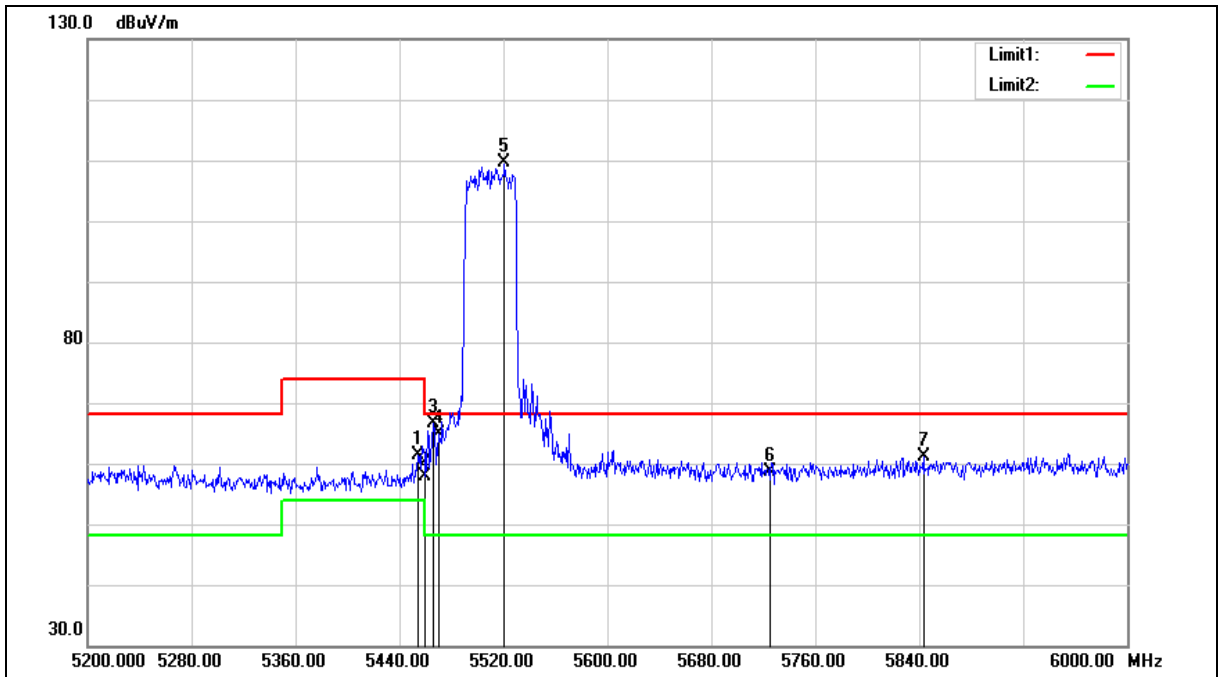
No.	Frequency (MHz)	Reading (dBuV)	Correct Factor (dB/m)	Result (dBuV/m)	Limit (dBuV/m)	Margin (dB)	Remark
1	5602.400	59.91	0.85	60.76	68.20	-7.44	peak
2	5650.000	57.83	0.97	58.80	68.20	-9.40	peak
3	5700.000	58.41	1.11	59.52	105.20	-45.68	peak
4	5720.000	58.67	1.17	59.84	110.80	-50.96	peak
5	5725.000	58.25	1.18	59.43	122.20	-62.77	peak
6	5831.200	111.28	1.47	112.75	131.20	-18.45	peak
7	5850.000	81.83	1.52	83.35	122.20	-38.85	peak
8	5855.000	71.74	1.53	73.27	110.80	-37.53	peak
9	5875.000	60.53	1.59	62.12	105.20	-43.08	peak
10	5925.000	57.36	1.72	59.08	68.20	-9.12	peak
11	5940.000	60.42	1.76	62.18	68.20	-6.02	peak

Note:1.Result (dBuV/m) = Correct Factor (dB/m) + Reading(dBuV).

2.Correction factor (dB/m) = Antenna Factor (dB/m) + Cable loss (dB) – Pre-Amplifier gain (dB).

3.When the peak results are less than average limit, so not need to evaluate the average.

Standard:	FCC Part 15.407	Test Distance:	3 m
Test item:	Band edge		
Frequency:	5510 MHz		
Mode:	802.11ax HE40		
Ant.Polar.:	Horizontal		



Standard:	FCC Part 15.407	Test Distance:	3 m
Test item:	Band edge		
Frequency:	5510 MHz		
Mode:	802.11ax HE40		
Ant.Polar.:	Horizontal		

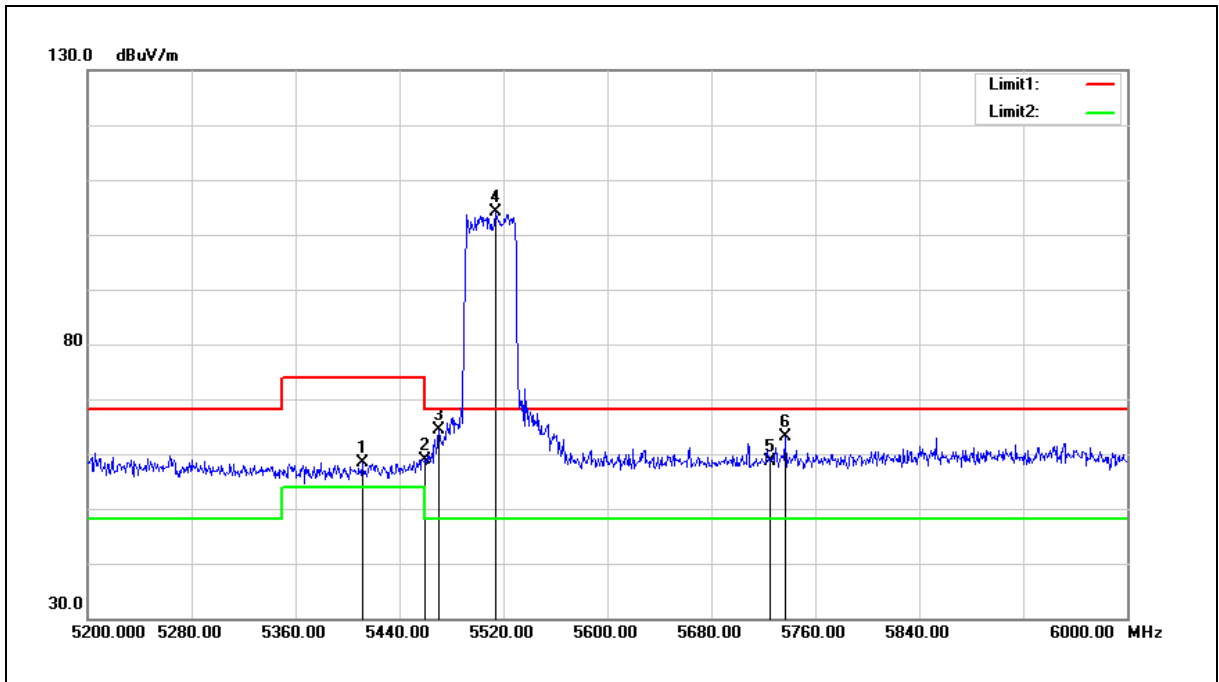
No.	Frequency (MHz)	Reading (dBuV)	Correct Factor (dB/m)	Result (dBuV/m)	Limit (dBuV/m)	Margin (dB)	Remark
1	5454.400	60.99	0.48	61.47	74.00	-12.53	peak
2	5460.000	57.41	0.51	57.92	74.00	-16.08	peak
3	5465.600	66.02	0.51	66.53	68.20	-1.67	peak
4	5470.000	64.27	0.52	64.79	68.20	-3.41	peak
5	5520.800	108.96	0.63	109.59	68.20	41.39	peak
6	5725.000	57.41	1.18	58.59	68.20	-9.61	peak
7	5843.200	59.73	1.50	61.23	68.20	-6.97	peak

Note: 1. Result (dBuV/m) = Correct Factor (dB/m) + Reading (dBuV).

2. Correction factor (dB/m) = Antenna Factor (dB/m) + Cable loss (dB) – Pre-Amplifier gain (dB).

3. When the peak results are less than average limit, so not need to evaluate the average.

Standard:	FCC Part 15.407	Test Distance:	3 m
Test item:	Band edge		
Frequency:	5510 MHz		
Mode:	802.11ax HE40		
Ant.Polar.:	Vertical		



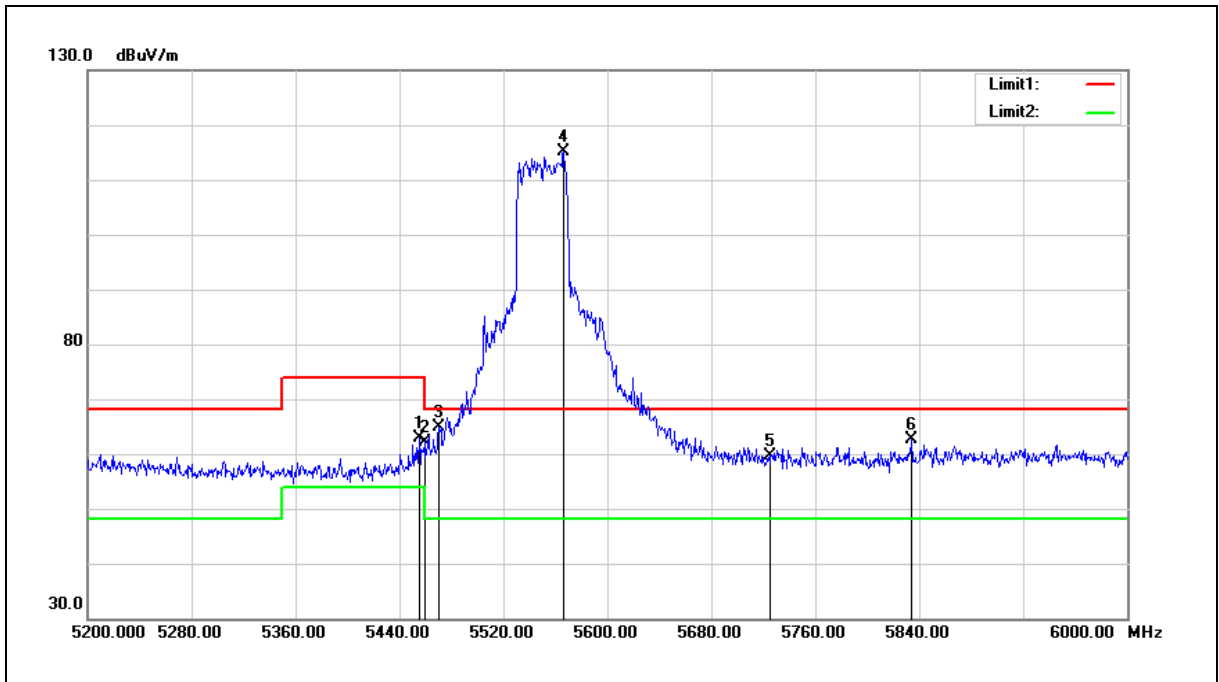
No.	Frequency (MHz)	Reading (dBuV)	Correct Factor (dB/m)	Result (dBuV/m)	Limit (dBuV/m)	Margin (dB)	Remark
1	5411.200	58.02	0.41	58.43	74.00	-15.57	peak
2	5460.000	58.25	0.51	58.76	74.00	-15.24	peak
3	5470.000	63.92	0.52	64.44	68.20	-3.76	peak
4	5514.400	103.57	0.62	104.19	68.20	35.99	peak
5	5725.000	57.57	1.18	58.75	68.20	-9.45	peak
6	5736.800	61.80	1.21	63.01	68.20	-5.19	peak

Note:1.Result (dBuV/m) = Correct Factor (dB/m) + Reading(dBuV).

2.Correction factor (dB/m) = Antenna Factor (dB/m) + Cable loss (dB) – Pre-Amplifier gain (dB).

3.When the peak results are less than average limit, so not need to evaluate the average.

Standard:	FCC Part 15.407	Test Distance:	3 m
Test item:	Band edge		
Frequency:	5550 MHz		
Mode:	802.11ax HE40		
Ant.Polar.:	Horizontal		



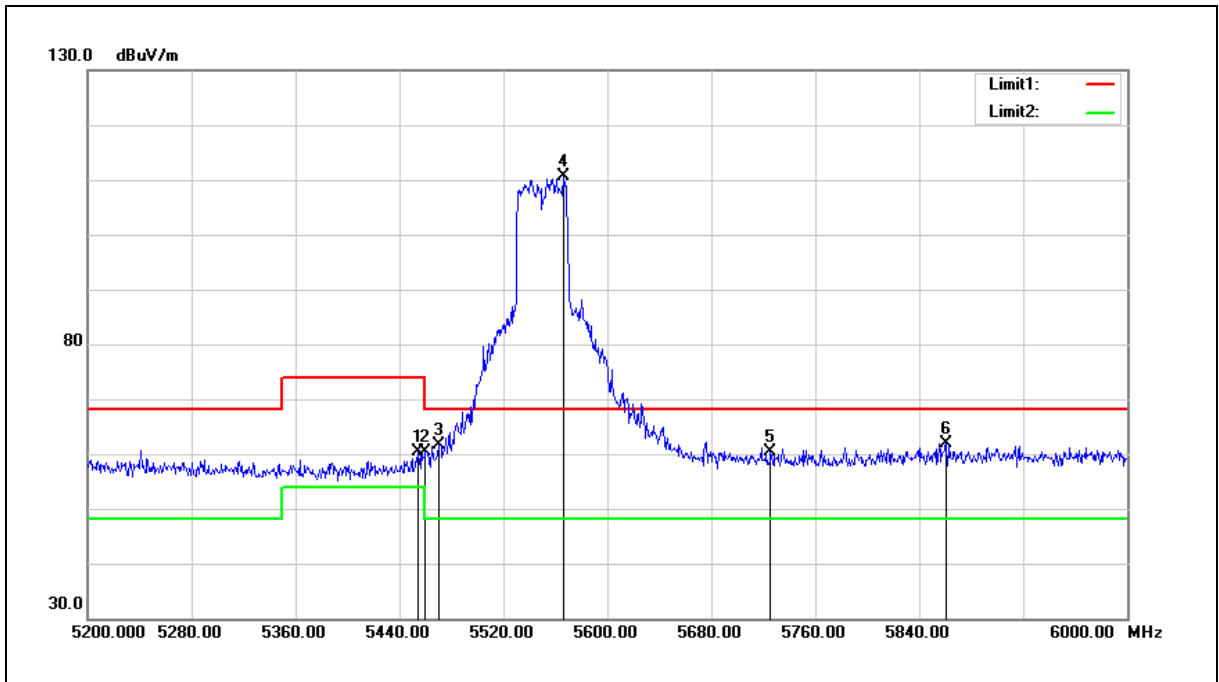
No.	Frequency (MHz)	Reading (dBuV)	Correct Factor (dB/m)	Result (dBuV/m)	Limit (dBuV/m)	Margin (dB)	Remark
1	5455.200	62.39	0.48	62.87	74.00	-11.13	peak
2	5460.000	61.56	0.51	62.07	74.00	-11.93	peak
3	5470.000	64.46	0.52	64.98	68.20	-3.22	peak
4	5566.400	114.32	0.75	115.07	68.20	46.87	peak
5	5725.000	58.45	1.18	59.63	68.20	-8.57	peak
6	5834.400	61.04	1.47	62.51	68.20	-5.69	peak

Note:1.Result (dBuV/m) = Correct Factor (dB/m) + Reading(dBuV).

2.Correction factor (dB/m) = Antenna Factor (dB/m) + Cable loss (dB) – Pre-Amplifier gain (dB).

3.When the peak results are less than average limit, so not need to evaluate the average.

Standard:	FCC Part 15.407	Test Distance:	3 m
Test item:	Band edge		
Frequency:	5550 MHz		
Mode:	802.11ax HE40		
Ant.Polar.:	Vertical		



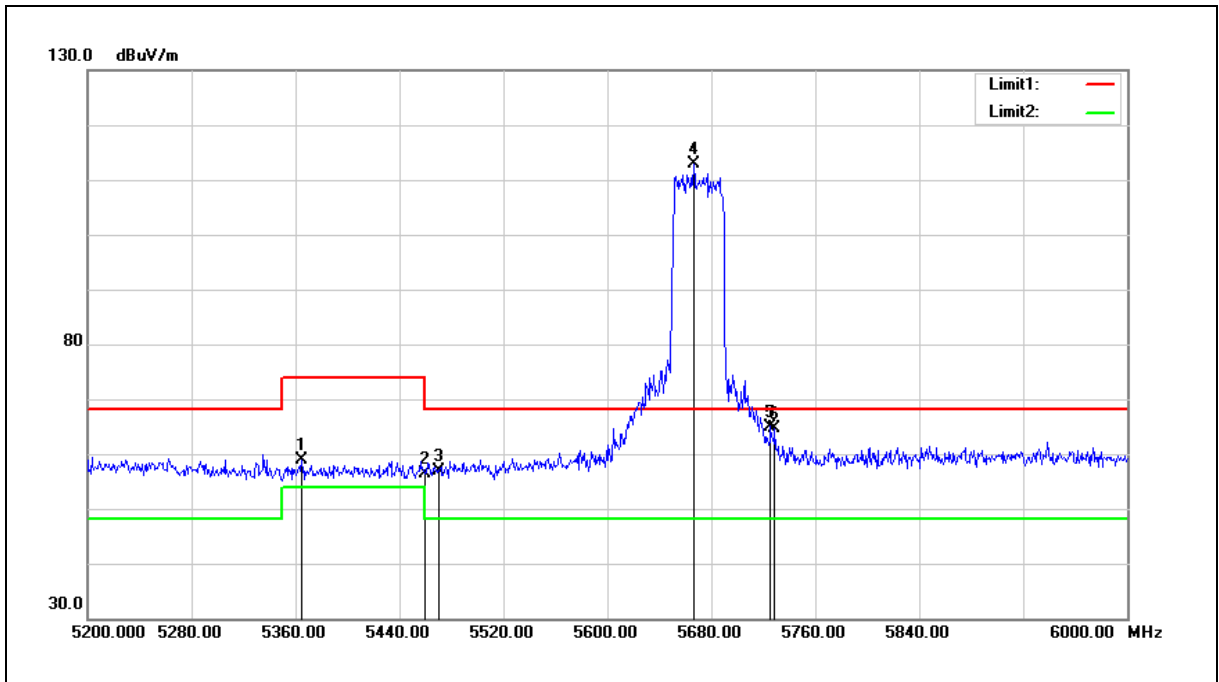
No.	Frequency (MHz)	Reading (dBuV)	Correct Factor (dB/m)	Result (dBuV/m)	Limit (dBuV/m)	Margin (dB)	Remark
1	5454.400	59.97	0.48	60.45	74.00	-13.55	peak
2	5460.000	59.93	0.51	60.44	74.00	-13.56	peak
3	5470.000	61.13	0.52	61.65	68.20	-6.55	peak
4	5566.400	109.99	0.75	110.74	68.20	42.54	peak
5	5725.000	59.27	1.18	60.45	68.20	-7.75	peak
6	5860.800	60.25	1.54	61.79	68.20	-6.41	peak

Note: 1. Result (dBuV/m) = Correct Factor (dB/m) + Reading (dBuV).

2. Correction factor (dB/m) = Antenna Factor (dB/m) + Cable loss (dB) – Pre-Amplifier gain (dB).

3. When the peak results are less than average limit, so not need to evaluate the average.

Standard:	FCC Part 15.407	Test Distance:	3 m
Test item:	Band edge		
Frequency:	5670 MHz		
Mode:	802.11ax HE40		
Ant.Polar.:	Horizontal		



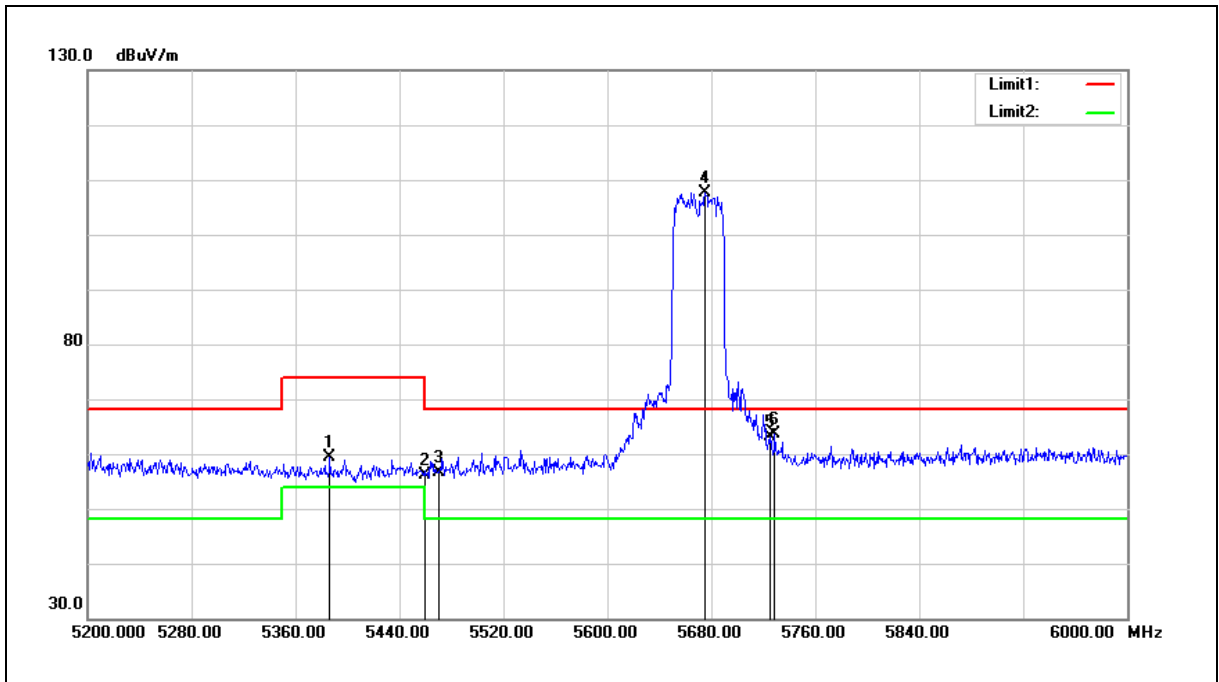
No.	Frequency (MHz)	Reading (dBuV)	Correct Factor (dB/m)	Result (dBuV/m)	Limit (dBuV/m)	Margin (dB)	Remark
1	5364.800	58.55	0.32	58.87	74.00	-15.13	peak
2	5460.000	55.76	0.51	56.27	74.00	-17.73	peak
3	5470.000	56.26	0.52	56.78	68.20	-11.42	peak
4	5666.400	111.95	1.03	112.98	68.20	44.78	peak
5	5725.000	63.82	1.18	65.00	68.20	-3.20	peak
6	5728.800	63.53	1.18	64.71	68.20	-3.49	peak

Note:1.Result (dBuV/m) = Correct Factor (dB/m) + Reading(dBuV).

2.Correction factor (dB/m) = Antenna Factor (dB/m) + Cable loss (dB) – Pre-Amplifier gain (dB).

3.When the peak results are less than average limit, so not need to evaluate the average.

Standard:	FCC Part 15.407	Test Distance:	3 m
Test item:	Band edge		
Frequency:	5670 MHz		
Mode:	802.11ax HE40		
Ant.Polar.:	Vertical		



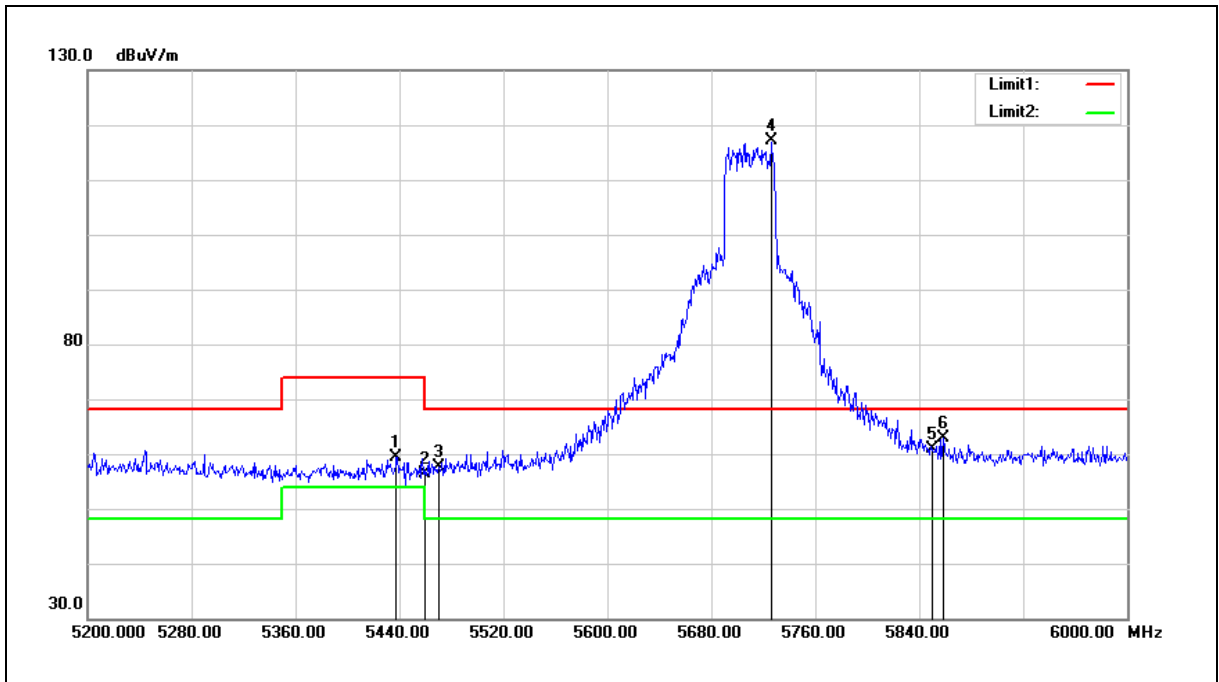
No.	Frequency (MHz)	Reading (dBuV)	Correct Factor (dB/m)	Result (dBuV/m)	Limit (dBuV/m)	Margin (dB)	Remark
1	5386.400	59.02	0.36	59.38	74.00	-14.62	peak
2	5460.000	55.52	0.51	56.03	74.00	-17.97	peak
3	5470.000	56.04	0.52	56.56	68.20	-11.64	peak
4	5675.200	106.58	1.04	107.62	68.20	39.42	peak
5	5725.000	62.01	1.18	63.19	68.20	-5.01	peak
6	5728.800	62.33	1.18	63.51	68.20	-4.69	peak

Note:1.Result (dBuV/m) = Correct Factor (dB/m) + Reading(dBuV).

2.Correction factor (dB/m) = Antenna Factor (dB/m) + Cable loss (dB) – Pre-Amplifier gain (dB).

3.When the peak results are less than average limit, so not need to evaluate the average.

Standard:	FCC Part 15.407	Test Distance:	3 m
Test item:	Band edge		
Frequency:	5710 MHz		
Mode:	802.11ax HE40		
Ant.Polar.:	Horizontal		



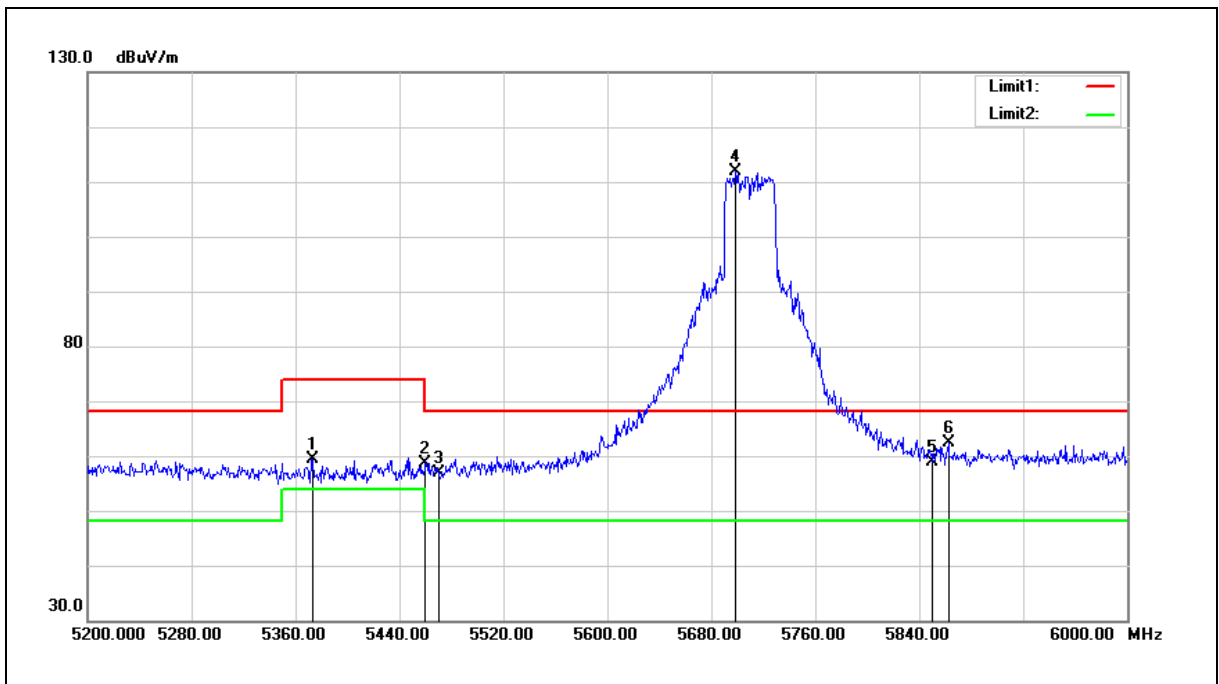
No.	Frequency (MHz)	Reading (dBuV)	Correct Factor (dB/m)	Result (dBuV/m)	Limit (dBuV/m)	Margin (dB)	Remark
1	5437.600	58.98	0.46	59.44	74.00	-14.56	peak
2	5460.000	55.96	0.51	56.47	74.00	-17.53	peak
3	5470.000	57.00	0.52	57.52	68.20	-10.68	peak
4	5726.400	115.91	1.18	117.09	68.20	48.89	peak
5	5850.000	59.31	1.52	60.83	68.20	-7.37	peak
6	5858.400	61.37	1.54	62.91	68.20	-5.29	peak

Note: 1.Result (dBuV/m) = Correct Factor (dB/m) + Reading(dBuV).

2.Correction factor (dB/m) = Antenna Factor (dB/m) + Cable loss (dB) – Pre-Amplifier gain (dB).

3.When the peak results are less than average limit, so not need to evaluate the average.

Standard:	FCC Part 15.407	Test Distance:	3 m
Test item:	Band edge		
Frequency:	5710 MHz		
Mode:	802.11ax HE40		
Ant.Polar.:	Vertical		



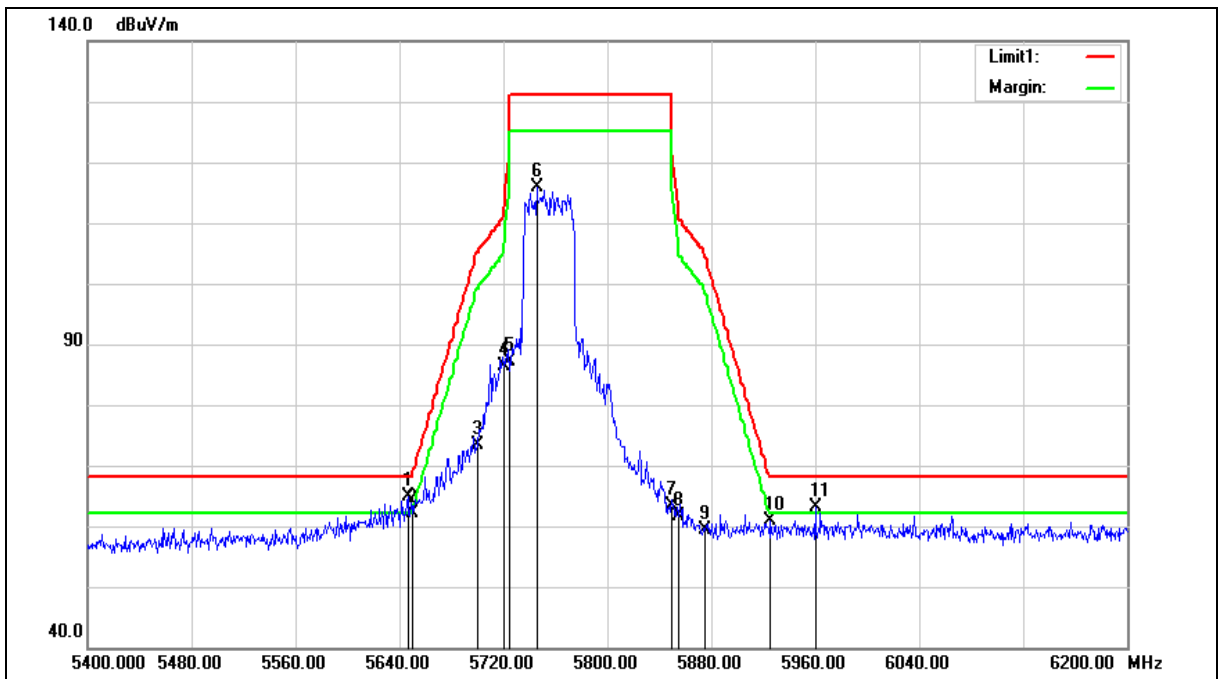
No.	Frequency (MHz)	Reading (dBuV)	Correct Factor (dB/m)	Result (dBuV/m)	Limit (dBuV/m)	Margin (dB)	Remark
1	5372.800	59.02	0.34	59.36	74.00	-14.64	peak
2	5460.000	58.08	0.51	58.59	74.00	-15.41	peak
3	5470.000	56.31	0.52	56.83	68.20	-11.37	peak
4	5698.400	110.84	1.11	111.95	68.20	43.75	peak
5	5850.000	57.24	1.52	58.76	68.20	-9.44	peak
6	5862.400	60.95	1.55	62.50	68.20	-5.70	peak

Note:1.Result (dBuV/m) = Correct Factor (dB/m) + Reading(dBuV).

2.Correction factor (dB/m) = Antenna Factor (dB/m) + Cable loss (dB) – Pre-Amplifier gain (dB).

3.When the peak results are less than average limit, so not need to evaluate the average.

Standard:	FCC Part 15.407	Test Distance:	3 m
Test item:	Band edge		
Frequency:	5755 MHz		
Mode:	802.11ax HE40		
Ant.Polar.:	Horizontal		



Standard:	FCC Part 15.407	Test Distance:	3 m
Test item:	Band edge		
Frequency:	5755 MHz		
Mode:	802.11ax HE40		
Ant.Polar.:	Horizontal		

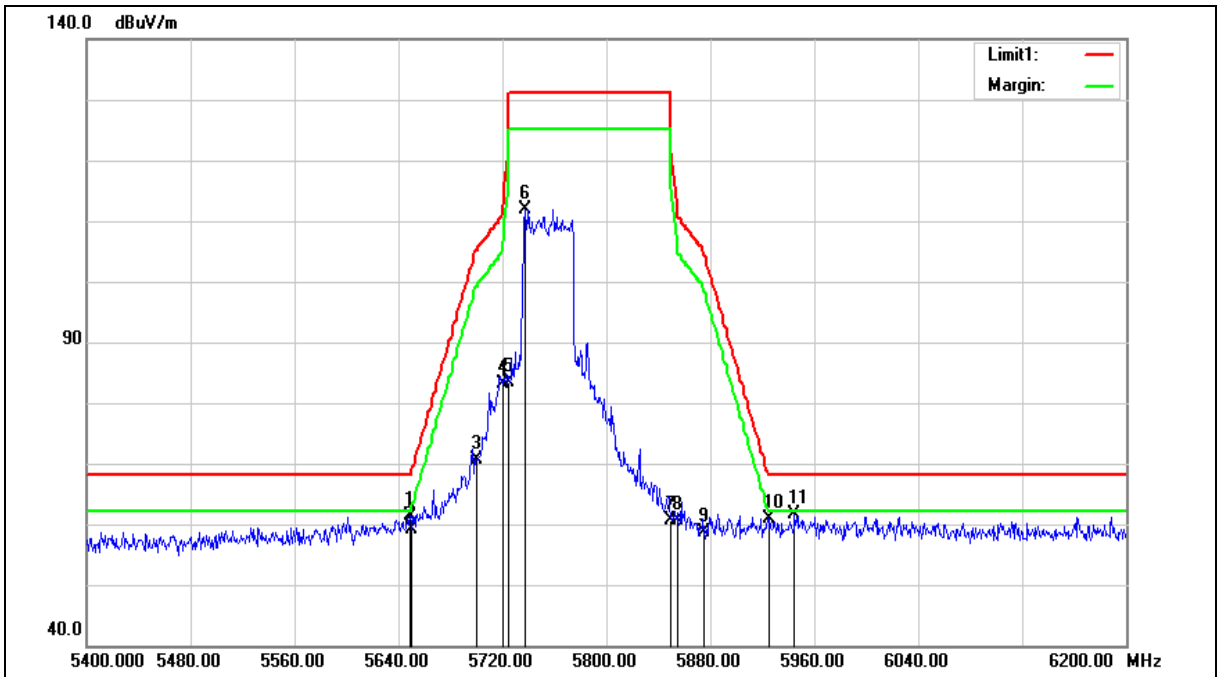
No.	Frequency (MHz)	Reading (dBuV)	Correct Factor (dB/m)	Result (dBuV/m)	Limit (dBuV/m)	Margin (dB)	Remark
1	5646.400	63.85	0.97	64.82	68.20	-3.38	peak
2	5650.000	61.17	0.97	62.14	68.20	-6.06	peak
3	5700.000	72.26	1.11	73.37	105.20	-31.83	peak
4	5720.000	85.28	1.17	86.45	110.80	-24.35	peak
5	5725.000	85.96	1.18	87.14	122.20	-35.06	peak
6	5745.600	114.63	1.23	115.86	131.20	-15.34	peak
7	5850.000	61.90	1.52	63.42	122.20	-58.78	peak
8	5855.000	60.13	1.53	61.66	110.80	-49.14	peak
9	5875.000	57.79	1.59	59.38	105.20	-45.82	peak
10	5925.000	59.17	1.72	60.89	68.20	-7.31	peak
11	5960.000	61.22	1.81	63.03	68.20	-5.17	peak

Note:1.Result (dBuV/m) = Correct Factor (dB/m) + Reading(dBuV).

2.Correction factor (dB/m) = Antenna Factor (dB/m) + Cable loss (dB) – Pre-Amplifier gain (dB).

3.When the peak results are less than average limit, so not need to evaluate the average.

Standard:	FCC Part 15.407	Test Distance:	3 m
Test item:	Band edge		
Frequency:	5755 MHz		
Mode:	802.11ax HE40		
Ant.Polar.:	Vertical		



Standard:	FCC Part 15.407	Test Distance:	3 m
Test item:	Band edge		
Frequency:	5755 MHz		
Mode:	802.11ax HE40		
Ant.Polar.:	Vertical		

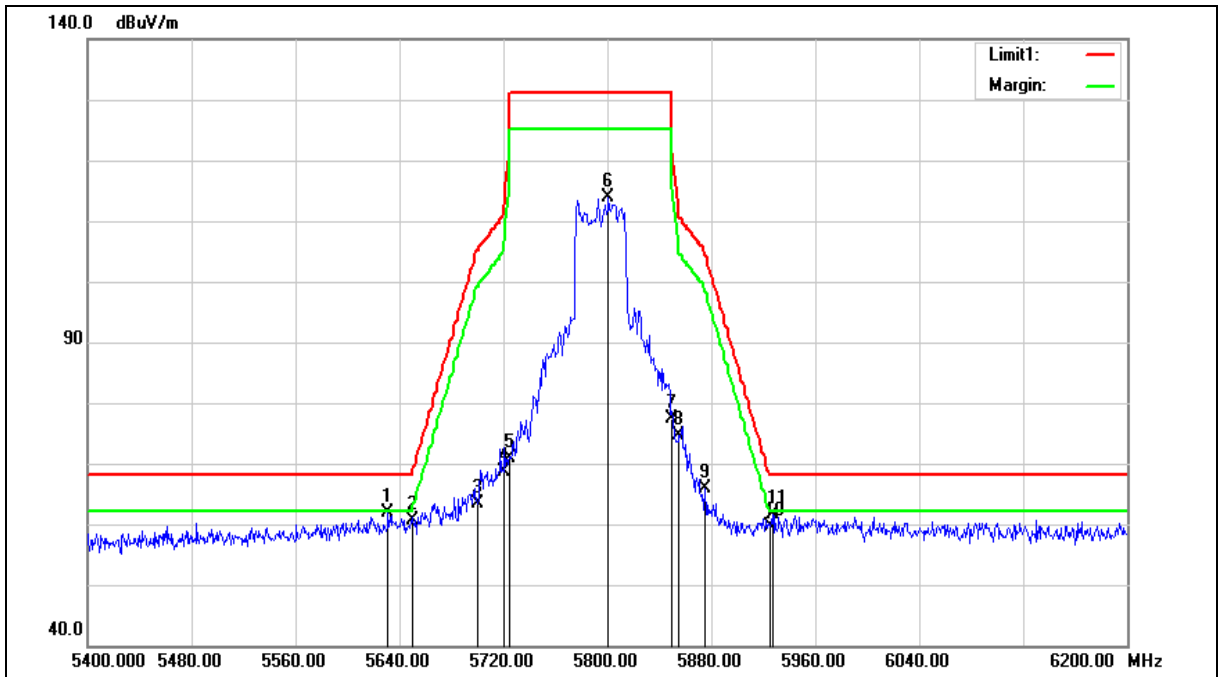
No.	Frequency (MHz)	Reading (dBuV)	Correct Factor (dB/m)	Result (dBuV/m)	Limit (dBuV/m)	Margin (dB)	Remark
1	5648.800	60.30	0.97	61.27	68.20	-6.93	peak
2	5650.000	58.11	0.97	59.08	68.20	-9.12	peak
3	5700.000	69.41	1.11	70.52	105.20	-34.68	peak
4	5720.000	81.99	1.17	83.16	110.80	-27.64	peak
5	5725.000	82.17	1.18	83.35	122.20	-38.85	peak
6	5737.600	110.75	1.22	111.97	131.20	-19.23	peak
7	5850.000	59.10	1.52	60.62	122.20	-61.58	peak
8	5855.000	59.08	1.53	60.61	110.80	-50.19	peak
9	5875.000	57.11	1.59	58.70	105.20	-46.50	peak
10	5925.000	59.19	1.72	60.91	68.20	-7.29	peak
11	5944.800	59.84	1.77	61.61	68.20	-6.59	peak

Note:1.Result (dBuV/m) = Correct Factor (dB/m) + Reading(dBuV).

2.Correction factor (dB/m) = Antenna Factor (dB/m) + Cable loss (dB) – Pre-Amplifier gain (dB).

3.When the peak results are less than average limit, so not need to evaluate the average.

Standard:	FCC Part 15.407	Test Distance:	3 m
Test item:	Band edge		
Frequency:	5795 MHz		
Mode:	802.11ax HE40		
Ant.Polar.:	Horizontal		



Standard:	FCC Part 15.407	Test Distance:	3 m
Test item:	Band edge		
Frequency:	5795 MHz		
Mode:	802.11ax HE40		
Ant.Polar.:	Horizontal		

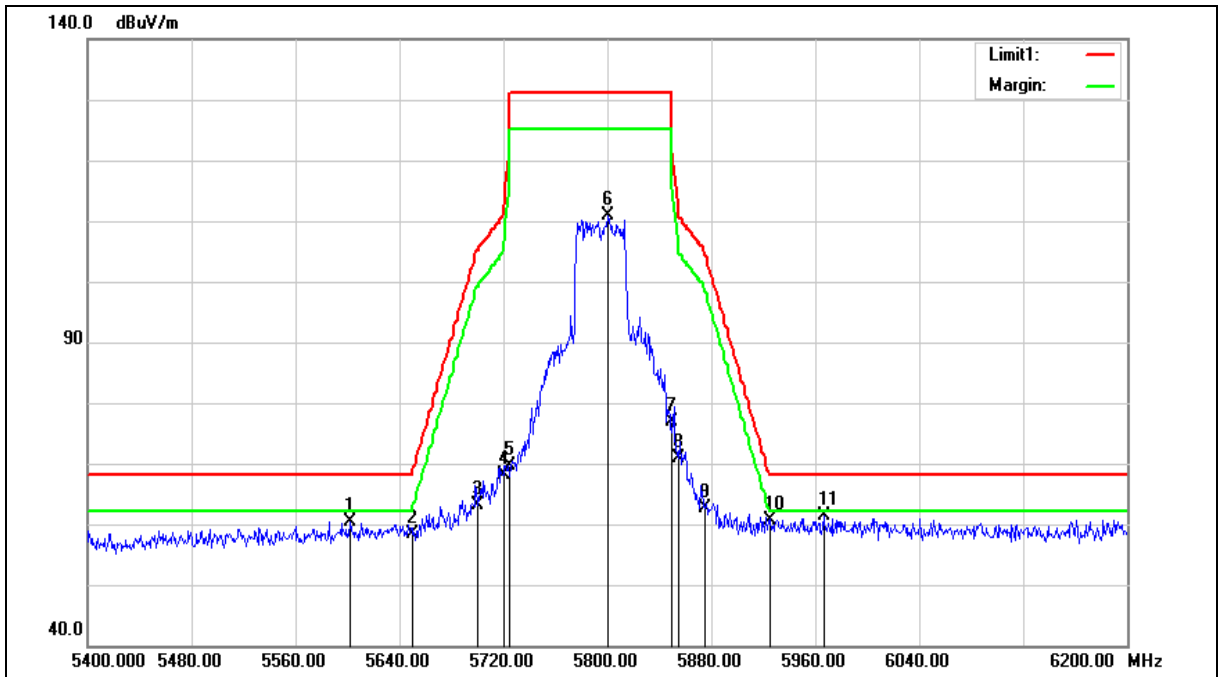
No.	Frequency (MHz)	Reading (dBuV)	Correct Factor (dB/m)	Result (dBuV/m)	Limit (dBuV/m)	Margin (dB)	Remark
1	5631.200	60.89	0.93	61.82	68.20	-6.38	peak
2	5650.000	59.76	0.97	60.73	68.20	-7.47	peak
3	5700.000	62.25	1.11	63.36	105.20	-41.84	peak
4	5720.000	67.54	1.17	68.71	110.80	-42.09	peak
5	5725.000	69.62	1.18	70.80	122.20	-51.40	peak
6	5800.800	112.53	1.38	113.91	131.20	-17.29	peak
7	5850.000	75.89	1.52	77.41	122.20	-44.79	peak
8	5855.000	73.00	1.53	74.53	110.80	-36.27	peak
9	5875.000	64.28	1.59	65.87	105.20	-39.33	peak
10	5925.000	57.94	1.72	59.66	68.20	-8.54	peak
11	5927.200	59.91	1.72	61.63	68.20	-6.57	peak

Note:1.Result (dBuV/m) = Correct Factor (dB/m) + Reading(dBuV).

2.Correction factor (dB/m) = Antenna Factor (dB/m) + Cable loss (dB) – Pre-Amplifier gain (dB).

3.When the peak results are less than average limit, so not need to evaluate the average.

Standard:	FCC Part 15.407	Test Distance:	3 m
Test item:	Band edge		
Frequency:	5795 MHz		
Mode:	802.11ax HE40		
Ant.Polar.:	Vertical		



Standard:	FCC Part 15.407	Test Distance:	3 m
Test item:	Band edge		
Frequency:	5795 MHz		
Mode:	802.11ax HE40		
Ant.Polar.:	Vertical		

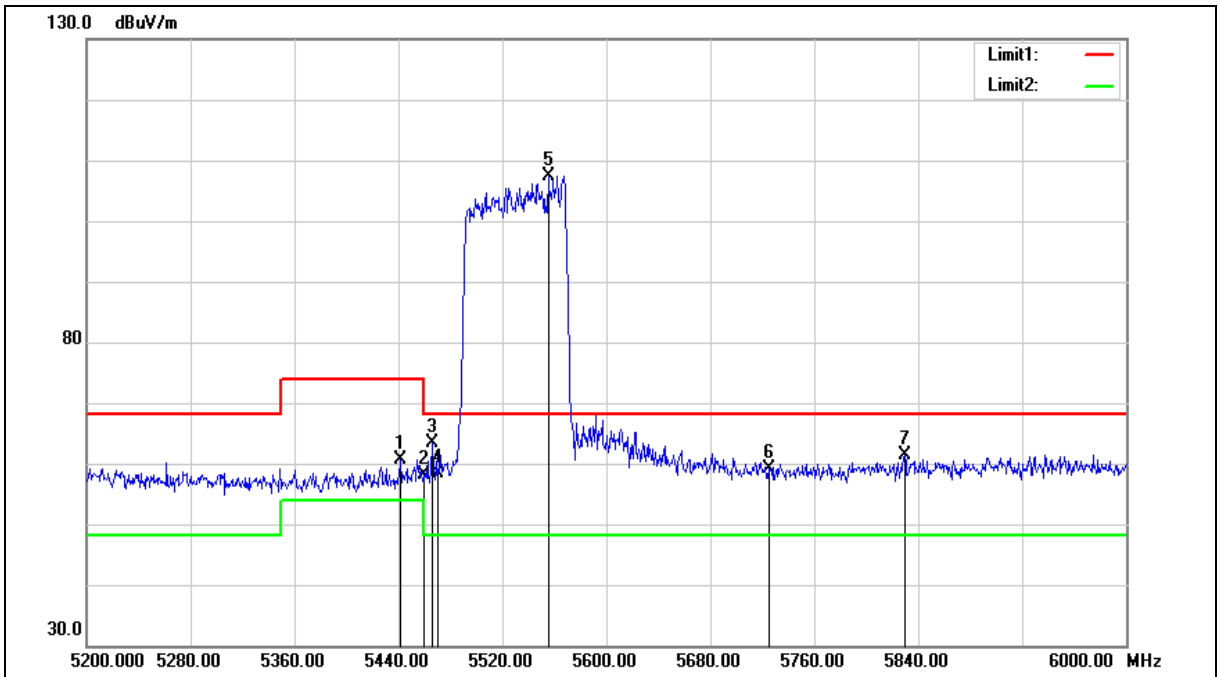
No.	Frequency (MHz)	Reading (dBuV)	Correct Factor (dB/m)	Result (dBuV/m)	Limit (dBuV/m)	Margin (dB)	Remark
1	5602.400	59.56	0.85	60.41	68.20	-7.79	peak
2	5650.000	57.48	0.97	58.45	68.20	-9.75	peak
3	5700.000	62.06	1.11	63.17	105.20	-42.03	peak
4	5720.000	66.89	1.17	68.06	110.80	-42.74	peak
5	5725.000	68.38	1.18	69.56	122.20	-52.64	peak
6	5800.000	109.43	1.38	110.81	131.20	-20.39	peak
7	5850.000	75.41	1.52	76.93	122.20	-45.27	peak
8	5855.000	69.23	1.53	70.76	110.80	-40.04	peak
9	5875.000	61.03	1.59	62.62	105.20	-42.58	peak
10	5925.000	58.86	1.72	60.58	68.20	-7.62	peak
11	5966.400	59.64	1.83	61.47	68.20	-6.73	peak

Note:1.Result (dBuV/m) = Correct Factor (dB/m) + Reading(dBuV).

2.Correction factor (dB/m) = Antenna Factor (dB/m) + Cable loss (dB) – Pre-Amplifier gain (dB).

3.When the peak results are less than average limit, so not need to evaluate the average.

Standard:	FCC Part 15.407	Test Distance:	3 m
Test item:	Band edge		
Frequency:	5530 MHz		
Mode:	802.11ax HE80		
Ant.Polar.:	Horizontal		



Standard:	FCC Part 15.407	Test Distance:	3 m
Test item:	Band edge		
Frequency:	5530 MHz		
Mode:	802.11ax HE80		
Ant.Polar.:	Horizontal		

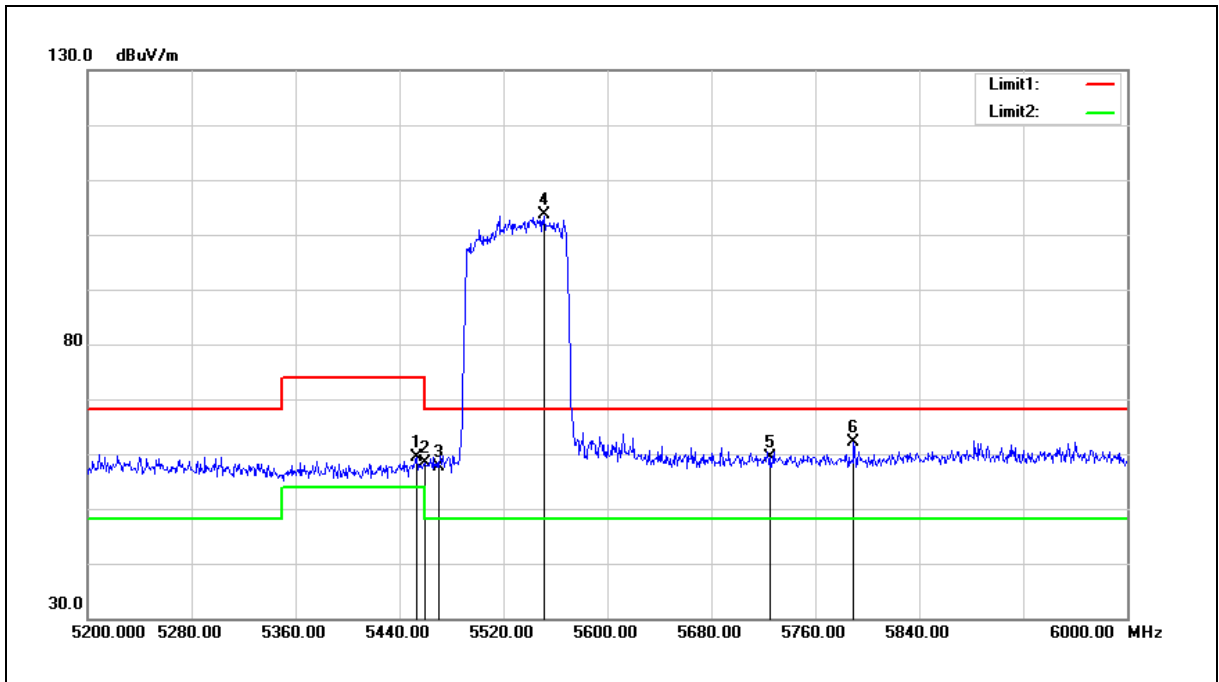
No.	Frequency (MHz)	Reading (dBuV)	Correct Factor (dB/m)	Result (dBuV/m)	Limit (dBuV/m)	Margin (dB)	Remark
1	5441.600	60.25	0.46	60.71	74.00	-13.29	peak
2	5460.000	57.56	0.51	58.07	74.00	-15.93	peak
3	5465.600	62.78	0.51	63.29	68.20	-4.91	peak
4	5470.000	57.98	0.52	58.50	68.20	-9.70	peak
5	5555.200	106.64	0.73	107.37	68.20	39.17	peak
6	5725.000	57.88	1.18	59.06	68.20	-9.14	peak
7	5829.600	59.81	1.47	61.28	68.20	-6.92	peak

Note:1.Result (dBuV/m) = Correct Factor (dB/m) + Reading(dBuV).

2.Correction factor (dB/m) = Antenna Factor (dB/m) + Cable loss (dB) – Pre-Amplifier gain (dB).

3.When the peak results are less than average limit, so not need to evaluate the average.

Standard:	FCC Part 15.407	Test Distance:	3 m
Test item:	Band edge		
Frequency:	5530 MHz		
Mode:	802.11ax HE80		
Ant.Polar.:	Vertical		



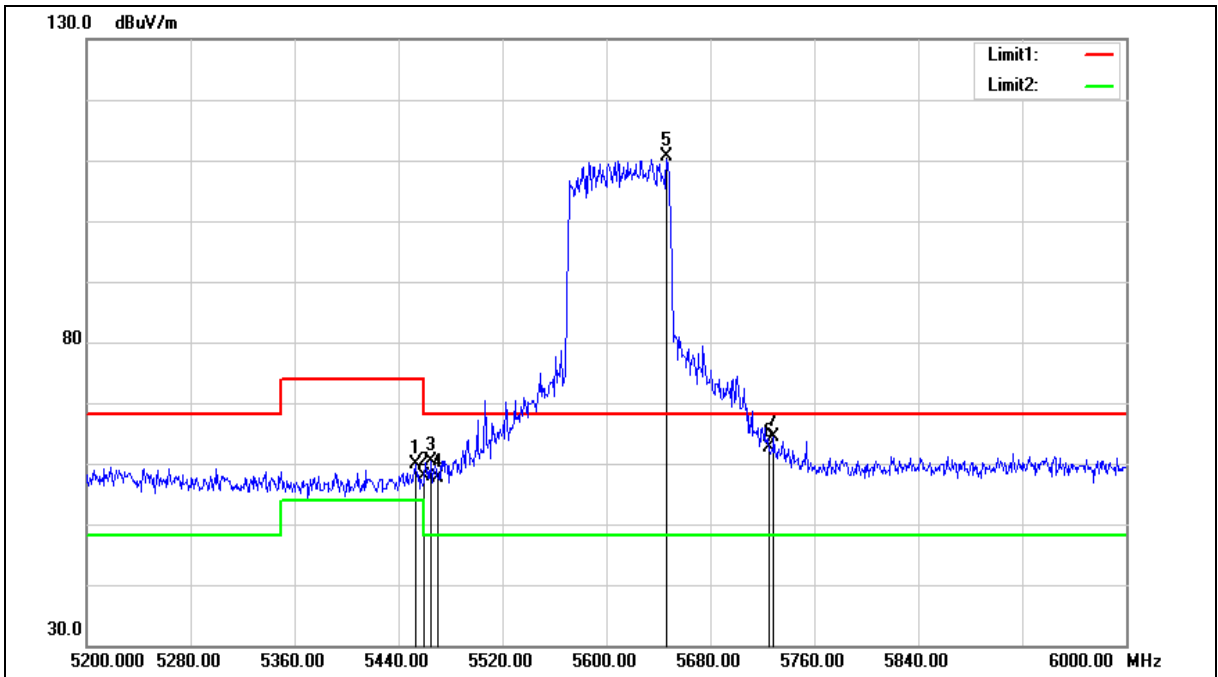
No.	Frequency (MHz)	Reading (dBuV)	Correct Factor (dB/m)	Result (dBuV/m)	Limit (dBuV/m)	Margin (dB)	Remark
1	5453.600	58.98	0.48	59.46	74.00	-14.54	peak
2	5460.000	57.91	0.51	58.42	74.00	-15.58	peak
3	5470.000	57.00	0.52	57.52	68.20	-10.68	peak
4	5551.200	103.00	0.71	103.71	68.20	35.51	peak
5	5725.000	58.15	1.18	59.33	68.20	-8.87	peak
6	5789.600	60.85	1.36	62.21	68.20	-5.99	peak

Note:1.Result (dBuV/m) = Correct Factor (dB/m) + Reading(dBuV).

2.Correction factor (dB/m) = Antenna Factor (dB/m) + Cable loss (dB) – Pre-Amplifier gain (dB).

3.When the peak results are less than average limit, so not need to evaluate the average.

Standard:	FCC Part 15.407	Test Distance:	3 m
Test item:	Band edge		
Frequency:	5610 MHz		
Mode:	802.11ax HE80		
Ant.Polar.:	Horizontal		



Standard:	FCC Part 15.407	Test Distance:	3 m
Test item:	Band edge		
Frequency:	5610 MHz		
Mode:	802.11ax HE80		
Ant.Polar.:	Horizontal		

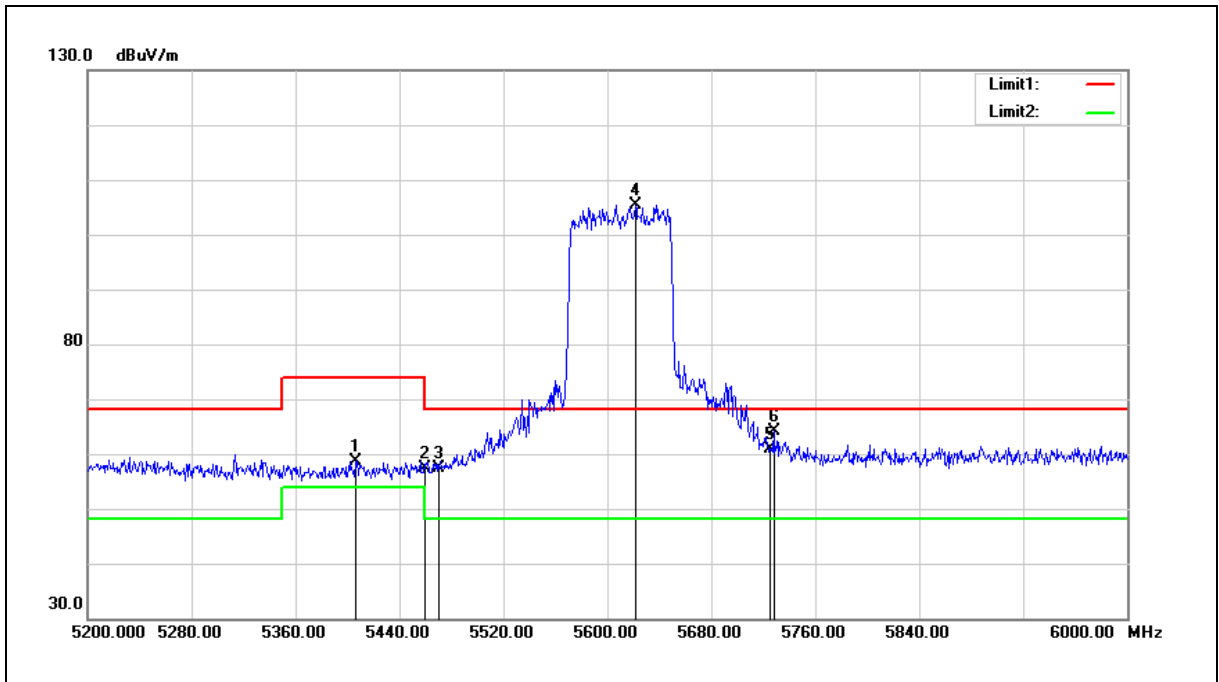
No.	Frequency (MHz)	Reading (dBuV)	Correct Factor (dB/m)	Result (dBuV/m)	Limit (dBuV/m)	Margin (dB)	Remark
1	5453.600	59.37	0.48	59.85	74.00	-14.15	peak
2	5460.000	57.37	0.51	57.88	74.00	-16.12	peak
3	5464.800	59.88	0.51	60.39	68.20	-7.81	peak
4	5470.000	57.10	0.52	57.62	68.20	-10.58	peak
5	5646.400	109.69	0.97	110.66	68.20	42.46	peak
6	5725.000	61.46	1.18	62.64	68.20	-5.56	peak
7	5728.800	63.22	1.18	64.40	68.20	-3.80	peak

Note:1.Result (dBuV/m) = Correct Factor (dB/m) + Reading(dBuV).

2.Correction factor (dB/m) = Antenna Factor (dB/m) + Cable loss (dB) – Pre-Amplifier gain (dB).

3.When the peak results are less than average limit, so not need to evaluate the average.

Standard:	FCC Part 15.407	Test Distance:	3 m
Test item:	Band edge		
Frequency:	5610 MHz		
Mode:	802.11ax HE80		
Ant.Polar.:	Vertical		



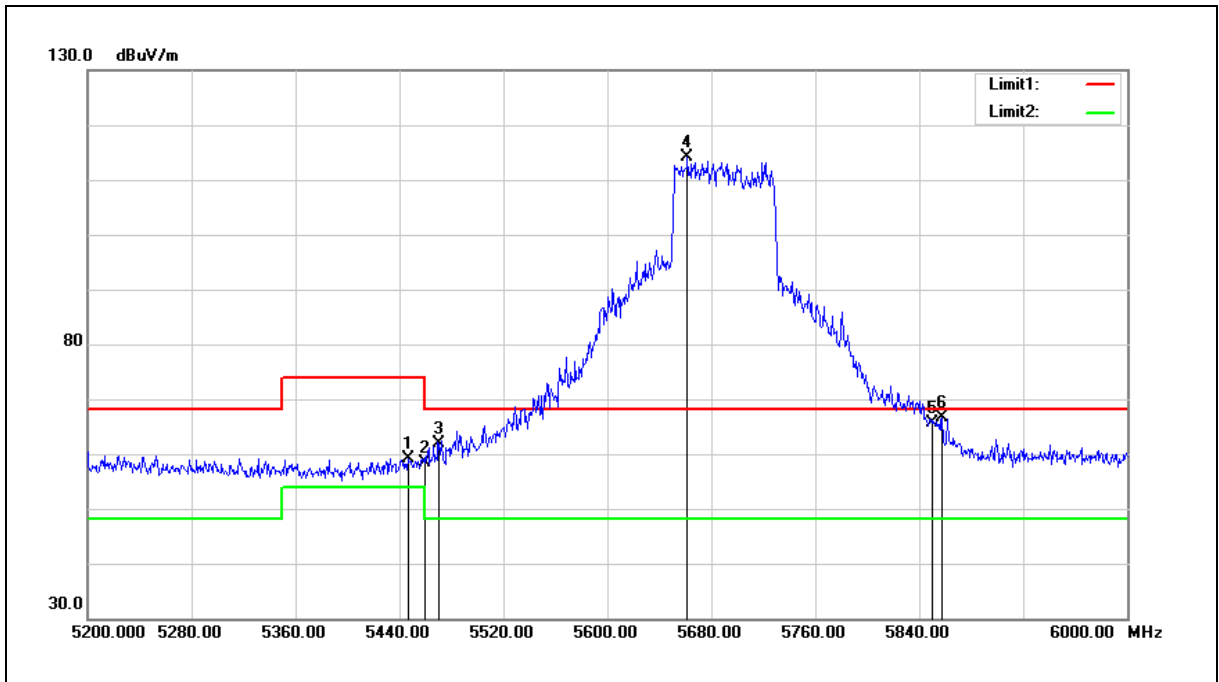
No.	Frequency (MHz)	Reading (dBuV)	Correct Factor (dB/m)	Result (dBuV/m)	Limit (dBuV/m)	Margin (dB)	Remark
1	5406.400	58.25	0.41	58.66	74.00	-15.34	peak
2	5460.000	56.86	0.51	57.37	74.00	-16.63	peak
3	5470.000	56.87	0.52	57.39	68.20	-10.81	peak
4	5621.600	104.53	0.90	105.43	68.20	37.23	peak
5	5725.000	59.73	1.18	60.91	68.20	-7.29	peak
6	5728.000	62.84	1.18	64.02	68.20	-4.18	peak

Note:1.Result (dBuV/m) = Correct Factor (dB/m) + Reading(dBuV).

2.Correction factor (dB/m) = Antenna Factor (dB/m) + Cable loss (dB) – Pre-Amplifier gain (dB).

3.When the peak results are less than average limit, so not need to evaluate the average.

Standard:	FCC Part 15.407	Test Distance:	3 m
Test item:	Band edge		
Frequency:	5690 MHz		
Mode:	802.11ax HE80		
Ant.Polar.:	Horizontal		



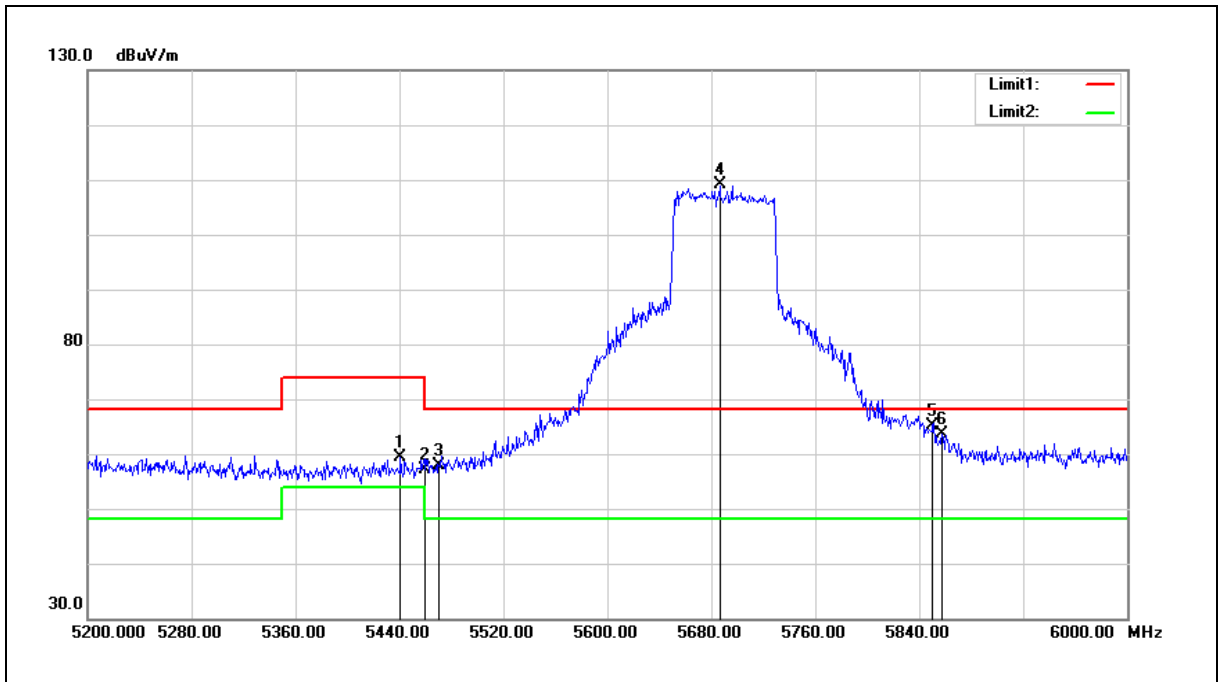
No.	Frequency (MHz)	Reading (dBuV)	Correct Factor (dB/m)	Result (dBuV/m)	Limit (dBuV/m)	Margin (dB)	Remark
1	5446.400	58.75	0.48	59.23	74.00	-14.77	peak
2	5460.000	57.88	0.51	58.39	74.00	-15.61	peak
3	5470.000	61.34	0.52	61.86	68.20	-6.34	peak
4	5661.600	113.10	1.00	114.10	68.20	45.90	peak
5	5850.000	64.23	1.52	65.75	68.20	-2.45	peak
6	5857.600	65.08	1.54	66.62	68.20	-1.58	peak

Note:1.Result (dBuV/m) = Correct Factor (dB/m) + Reading(dBuV).

2.Correction factor (dB/m) = Antenna Factor (dB/m) + Cable loss (dB) – Pre-Amplifier gain (dB).

3.When the peak results are less than average limit, so not need to evaluate the average.

Standard:	FCC Part 15.407	Test Distance:	3 m
Test item:	Band edge		
Frequency:	5690 MHz		
Mode:	802.11ax HE80		
Ant.Polar.:	Vertical		



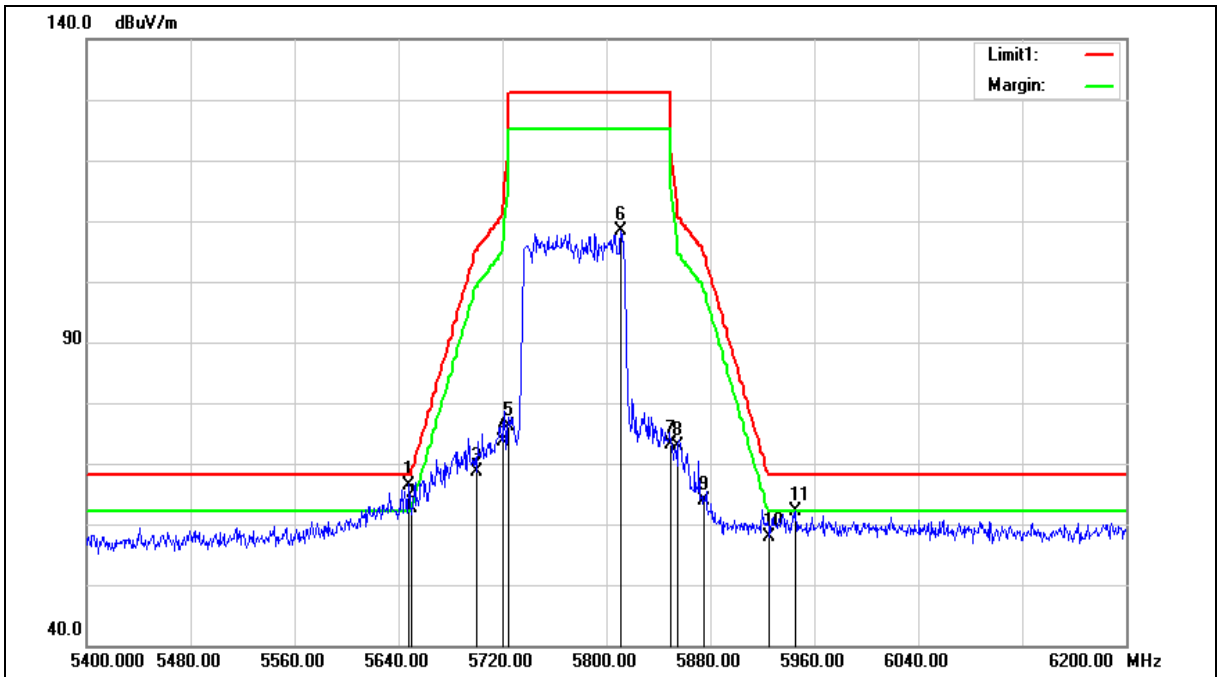
No.	Frequency (MHz)	Reading (dBuV)	Correct Factor (dB/m)	Result (dBuV/m)	Limit (dBuV/m)	Margin (dB)	Remark
1	5440.800	59.02	0.46	59.48	74.00	-14.52	peak
2	5460.000	56.50	0.51	57.01	74.00	-16.99	peak
3	5470.000	57.38	0.52	57.90	68.20	-10.30	peak
4	5686.400	107.95	1.07	109.02	68.20	40.82	peak
5	5850.000	63.50	1.52	65.02	68.20	-3.18	peak
6	5857.600	62.16	1.54	63.70	68.20	-4.50	peak

Note: 1. Result (dBuV/m) = Correct Factor (dB/m) + Reading(dBuV).

2. Correction factor (dB/m) = Antenna Factor (dB/m) + Cable loss (dB) – Pre-Amplifier gain (dB).

3. When the peak results are less than average limit, so not need to evaluate the average.

Standard:	FCC Part 15.407	Test Distance:	3 m
Test item:	Band edge		
Frequency:	5775 MHz		
Mode:	802.11ax HE80		
Ant.Polar.:	Horizontal		



Standard:	FCC Part 15.407	Test Distance:	3 m
Test item:	Band edge		
Frequency:	5775 MHz		
Mode:	802.11ax HE80		
Ant.Polar.:	Horizontal		

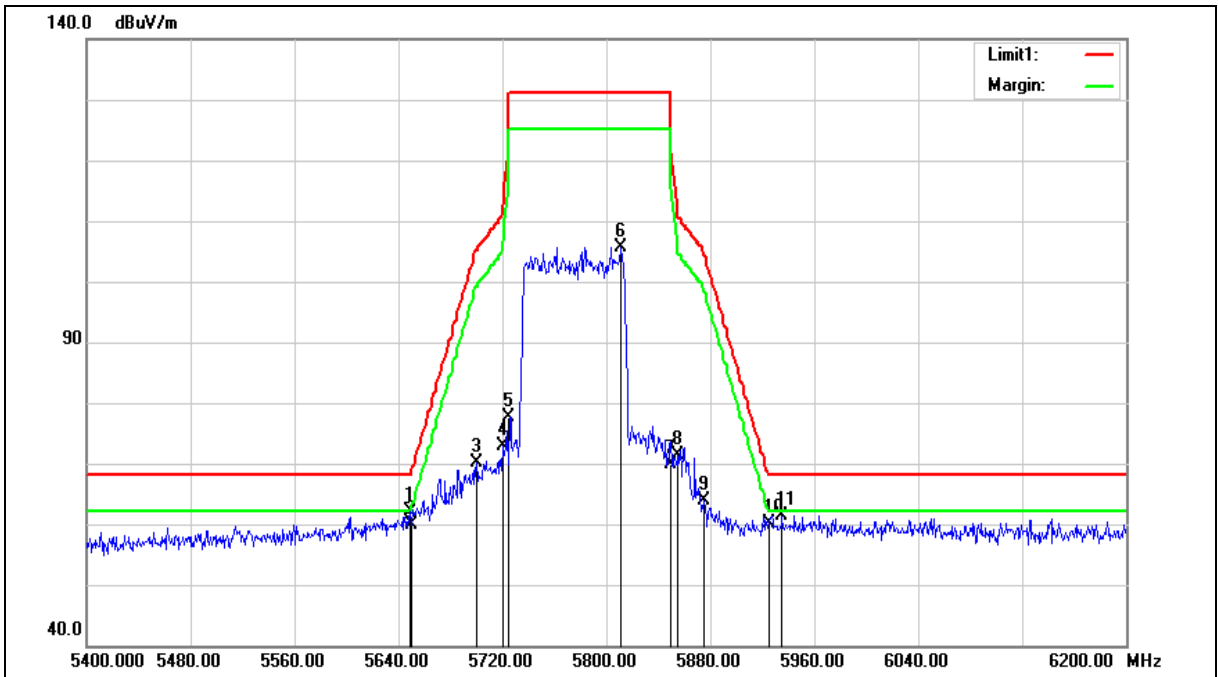
No.	Frequency (MHz)	Reading (dBuV)	Correct Factor (dB/m)	Result (dBuV/m)	Limit (dBuV/m)	Margin (dB)	Remark
1	5648.000	65.53	0.97	66.50	68.20	-1.70	peak
2	5650.000	61.70	0.97	62.67	68.20	-5.53	peak
3	5700.000	67.62	1.11	68.73	105.20	-36.47	peak
4	5720.000	72.38	1.17	73.55	110.80	-37.25	peak
5	5725.000	74.99	1.18	76.17	122.20	-46.03	peak
6	5811.200	107.08	1.41	108.49	131.20	-22.71	peak
7	5850.000	71.64	1.52	73.16	122.20	-49.04	peak
8	5855.000	71.41	1.53	72.94	110.80	-37.86	peak
9	5875.000	62.25	1.59	63.84	105.20	-41.36	peak
10	5925.000	56.21	1.72	57.93	68.20	-10.27	peak
11	5945.600	60.32	1.77	62.09	68.20	-6.11	peak

Note:1.Result (dBuV/m) = Correct Factor (dB/m) + Reading(dBuV).

2.Correction factor (dB/m) = Antenna Factor (dB/m) + Cable loss (dB) – Pre-Amplifier gain (dB).

3.When the peak results are less than average limit, so not need to evaluate the average.

Standard:	FCC Part 15.407	Test Distance:	3 m
Test item:	Band edge		
Frequency:	5775 MHz		
Mode:	802.11ax HE80		
Ant.Polar.:	Vertical		



Standard:	FCC Part 15.407	Test Distance:	3 m
Test item:	Band edge		
Frequency:	5775 MHz		
Mode:	802.11ax HE80		
Ant.Polar.:	Vertical		

No.	Frequency (MHz)	Reading (dBuV)	Correct Factor (dB/m)	Result (dBuV/m)	Limit (dBuV/m)	Margin (dB)	Remark
1	5648.800	61.18	0.97	62.15	68.20	-6.05	peak
2	5650.000	58.86	0.97	59.83	68.20	-8.37	peak
3	5700.000	68.91	1.11	70.02	105.20	-35.18	peak
4	5720.000	71.78	1.17	72.95	110.80	-37.85	peak
5	5725.000	76.46	1.18	77.64	122.20	-44.56	peak
6	5811.200	104.32	1.41	105.73	131.20	-25.47	peak
7	5850.000	68.30	1.52	69.82	122.20	-52.38	peak
8	5855.000	69.94	1.53	71.47	110.80	-39.33	peak
9	5875.000	62.26	1.59	63.85	105.20	-41.35	peak
10	5925.000	58.47	1.72	60.19	68.20	-8.01	peak
11	5935.200	59.71	1.74	61.45	68.20	-6.75	peak

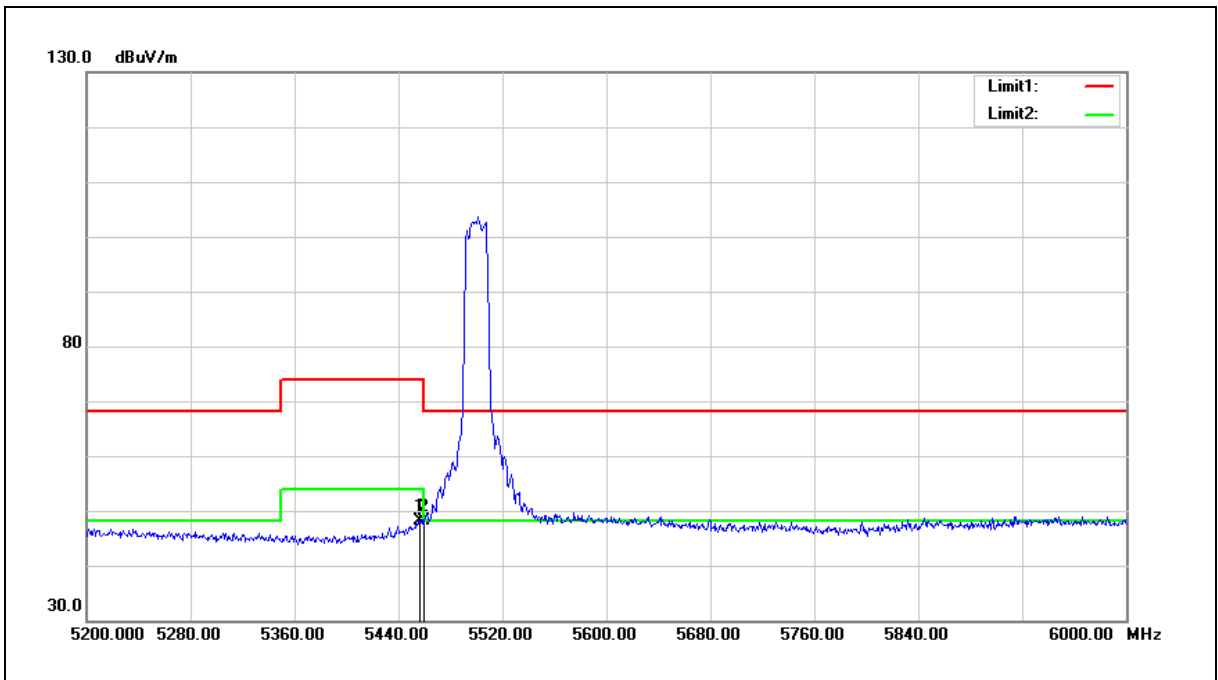
Note:1.Result (dBuV/m) = Correct Factor (dB/m) + Reading(dBuV).

2.Correction factor (dB/m) = Antenna Factor (dB/m) + Cable loss (dB) – Pre-Amplifier gain (dB).

3.When the peak results are less than average limit, so not need to evaluate the average.

Average

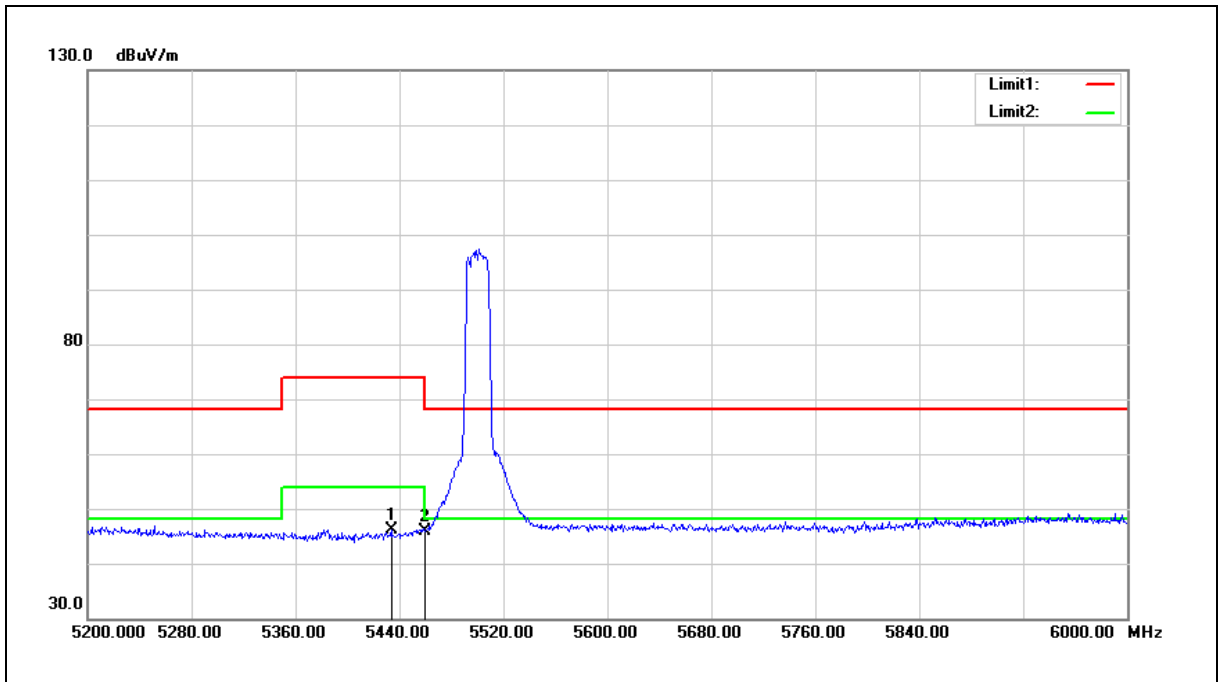
Standard:	FCC Part 15.407	Test Distance:	3 m
Test item:	Band edge		
Frequency:	5500 MHz		
Mode:	802.11ax HE20		
Ant.Polar.:	Horizontal		



No.	Frequency (MHz)	Reading (dBuV)	Correct Factor (dB/m)	Result (dBuV/m)	Limit (dBuV/m)	Margin (dB)	Remark
1	5456.000	47.63	0.49	48.12	54.00	-5.88	AVG
2	5460.000	47.59	0.51	48.10	54.00	-5.90	AVG

- Note: 1. Result (dBuV/m) = Correct Factor (dB/m) + Reading(dBuV).
 2. Correction factor (dB/m) = Antenna Factor (dB/m) + Cable loss (dB) – Pre-Amplifier gain (dB).
 3. When the peak results are less than average limit, so not need to evaluate the average.

Standard:	FCC Part 15.407	Test Distance:	3 m
Test item:	Band edge		
Frequency:	5500 MHz		
Mode:	802.11ax HE20		
Ant.Polar.:	Vertical		



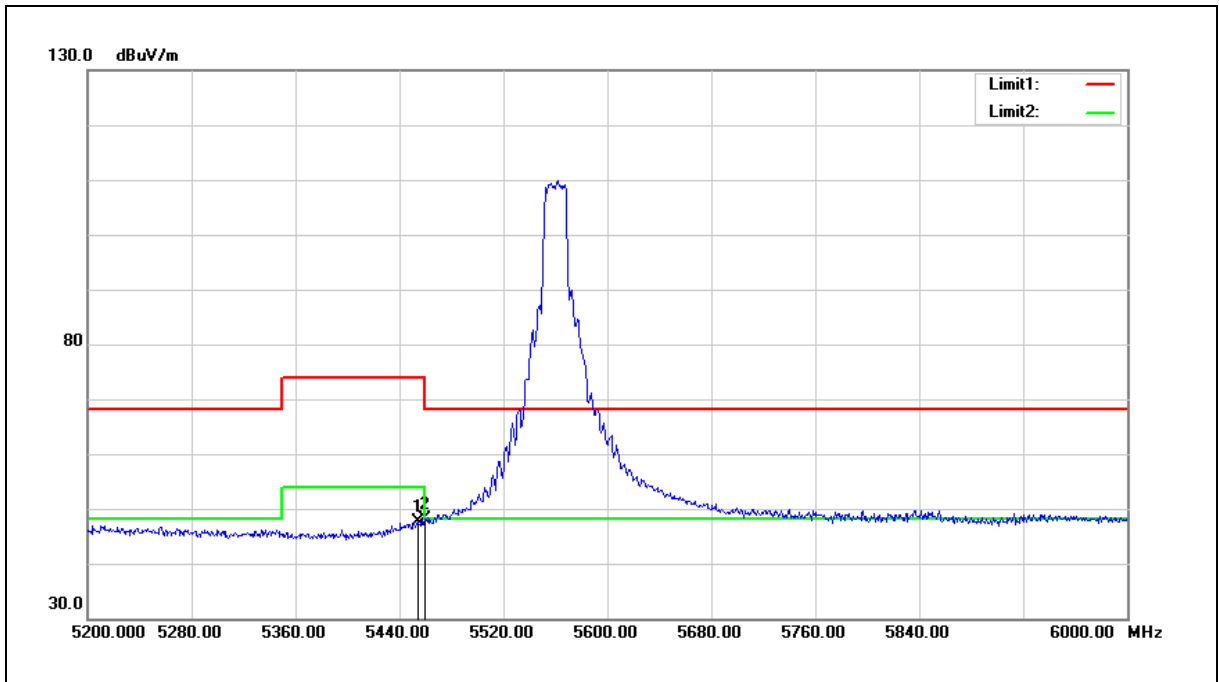
No.	Frequency (MHz)	Reading (dBuV)	Correct Factor (dB/m)	Result (dBuV/m)	Limit (dBuV/m)	Margin (dB)	Remark
1	5433.600	45.59	0.46	46.05	54.00	-7.95	AVG
2	5460.000	45.43	0.51	45.94	54.00	-8.06	AVG

Note:1.Result (dBuV/m) = Correct Factor (dB/m) + Reading(dBuV).

2.Correction factor (dB/m) = Antenna Factor (dB/m) + Cable loss (dB) – Pre-Amplifier gain (dB).

3.When the peak results are less than average limit, so not need to evaluate the average.

Standard:	FCC Part 15.407	Test Distance:	3 m
Test item:	Band edge		
Frequency:	5560 MHz		
Mode:	802.11ax HE20		
Ant.Polar.:	Horizontal		



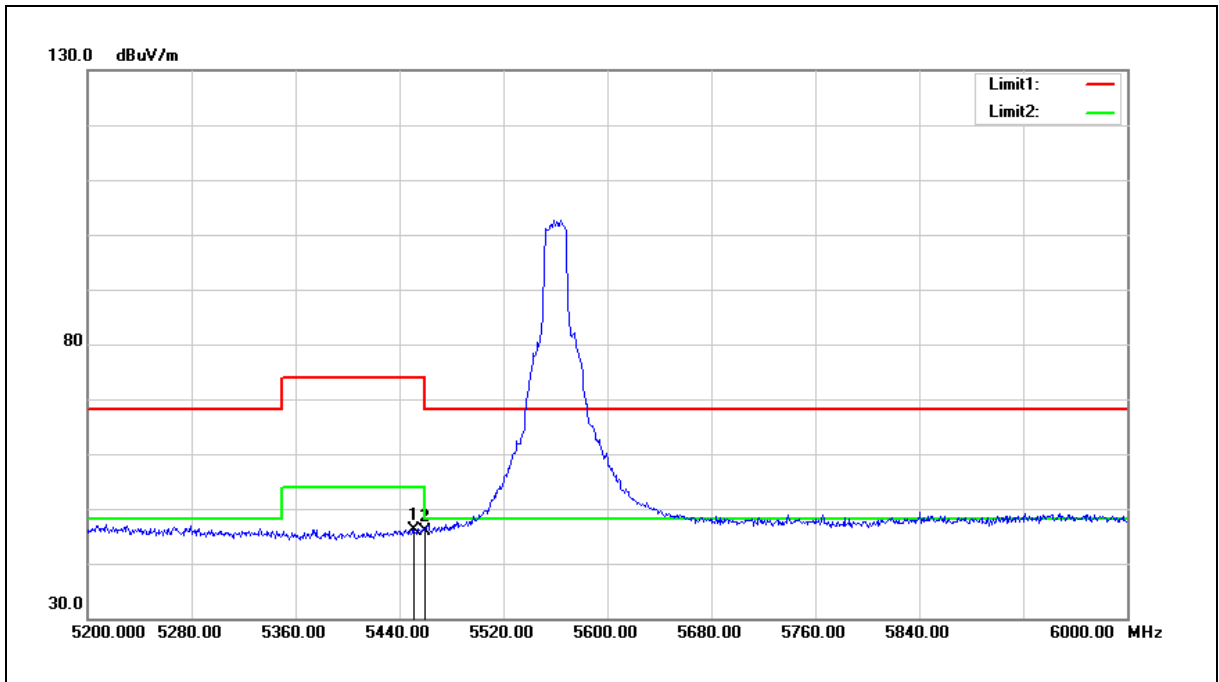
No.	Frequency (MHz)	Reading (dBuV)	Correct Factor (dB/m)	Result (dBuV/m)	Limit (dBuV/m)	Margin (dB)	Remark
1	5454.400	47.26	0.48	47.74	54.00	-6.26	AVG
2	5460.000	47.72	0.51	48.23	54.00	-5.77	AVG

Note:1.Result (dBuV/m) = Correct Factor (dB/m) + Reading(dBuV).

2.Correction factor (dB/m) = Antenna Factor (dB/m) + Cable loss (dB) – Pre-Amplifier gain (dB).

3.When the peak results are less than average limit, so not need to evaluate the average.

Standard:	FCC Part 15.407	Test Distance:	3 m
Test item:	Band edge		
Frequency:	5560 MHz		
Mode:	802.11ax HE20		
Ant.Polar.:	Vertical		



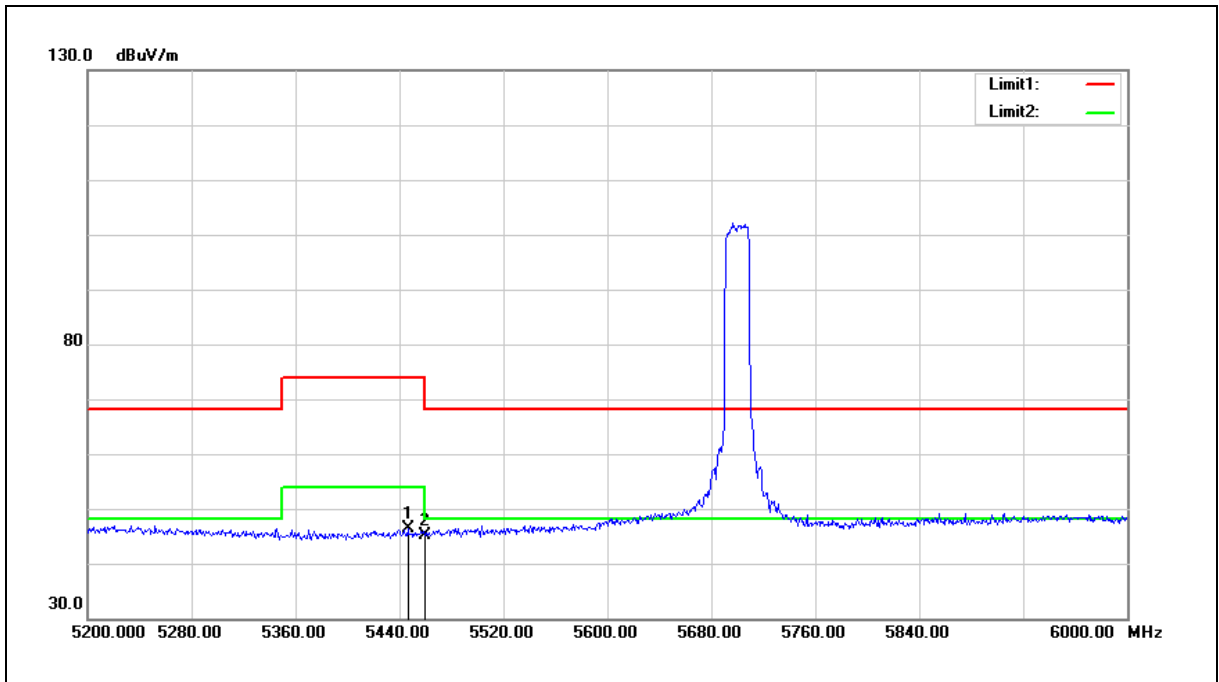
No.	Frequency (MHz)	Reading (dBuV)	Correct Factor (dB/m)	Result (dBuV/m)	Limit (dBuV/m)	Margin (dB)	Remark
1	5451.200	45.64	0.48	46.12	54.00	-7.88	AVG
2	5460.000	45.26	0.51	45.77	54.00	-8.23	AVG

Note:1.Result (dBuV/m) = Correct Factor (dB/m) + Reading(dBuV).

2.Correction factor (dB/m) = Antenna Factor (dB/m) + Cable loss (dB) – Pre-Amplifier gain (dB).

3.When the peak results are less than average limit, so not need to evaluate the average.

Standard:	FCC Part 15.407	Test Distance:	3 m
Test item:	Band edge		
Frequency:	5700 MHz		
Mode:	802.11ax HE20		
Ant.Polar.:	Horizontal		



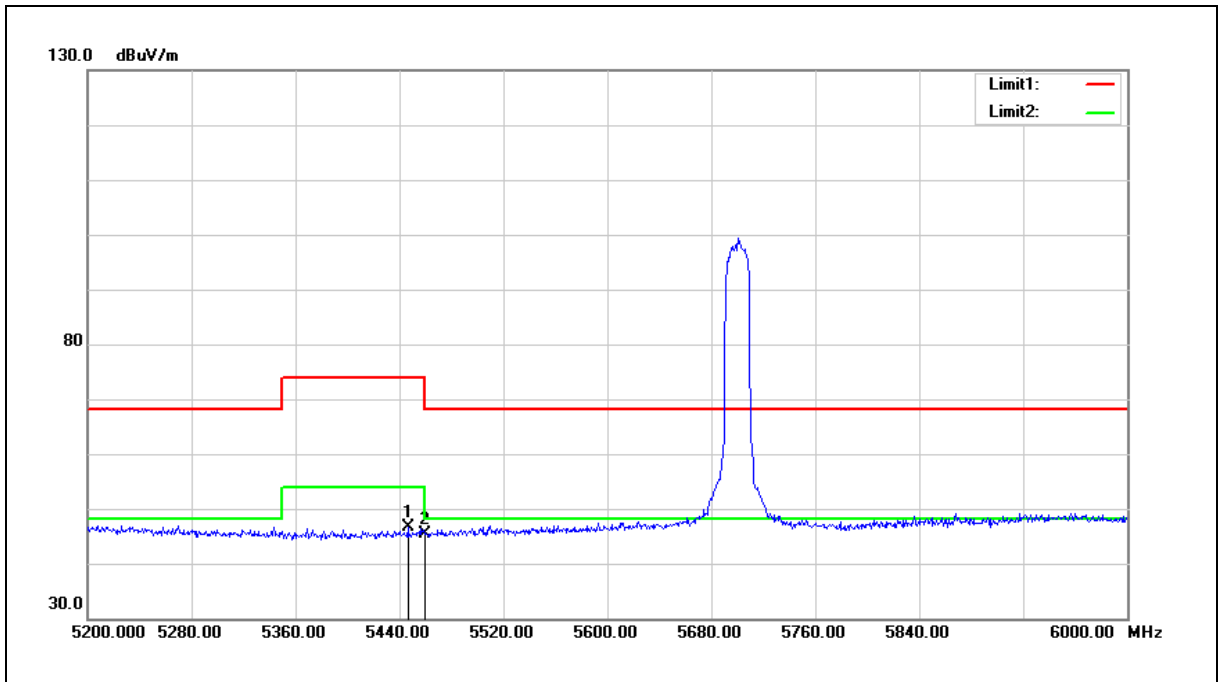
No.	Frequency (MHz)	Reading (dBuV)	Correct Factor (dB/m)	Result (dBuV/m)	Limit (dBuV/m)	Margin (dB)	Remark
1	5446.400	45.96	0.48	46.44	54.00	-7.56	AVG
2	5460.000	44.63	0.51	45.14	54.00	-8.86	AVG

Note:1.Result (dBuV/m) = Correct Factor (dB/m) + Reading(dBuV).

2.Correction factor (dB/m) = Antenna Factor (dB/m) + Cable loss (dB) – Pre-Amplifier gain (dB).

3.When the peak results are less than average limit, so not need to evaluate the average.

Standard:	FCC Part 15.407	Test Distance:	3 m
Test item:	Band edge		
Frequency:	5700 MHz		
Mode:	802.11ax HE20		
Ant.Polar.:	Vertical		



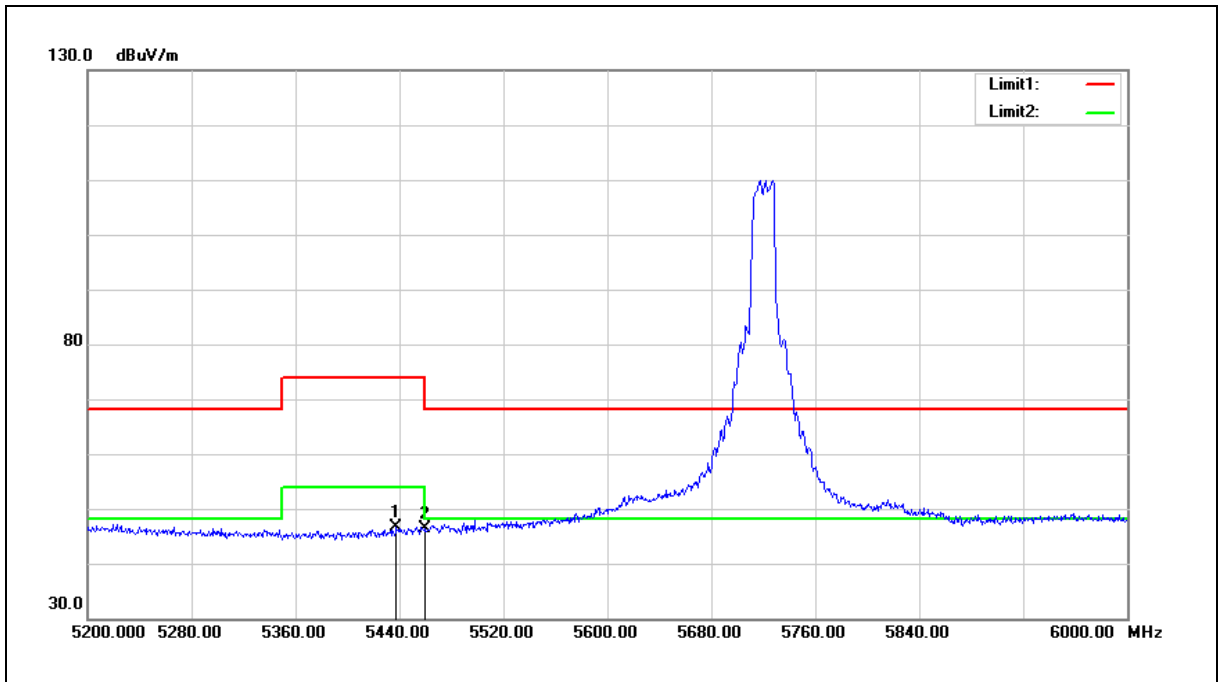
No.	Frequency (MHz)	Reading (dBuV)	Correct Factor (dB/m)	Result (dBuV/m)	Limit (dBuV/m)	Margin (dB)	Remark
1	5446.400	46.22	0.48	46.70	54.00	-7.30	AVG
2	5460.000	44.84	0.51	45.35	54.00	-8.65	AVG

Note:1.Result (dBuV/m) = Correct Factor (dB/m) + Reading(dBuV).

2.Correction factor (dB/m) = Antenna Factor (dB/m) + Cable loss (dB) – Pre-Amplifier gain (dB).

3.When the peak results are less than average limit, so not need to evaluate the average.

Standard:	FCC Part 15.407	Test Distance:	3 m
Test item:	Band edge		
Frequency:	5720 MHz		
Mode:	802.11ax HE20		
Ant.Polar.:	Horizontal		



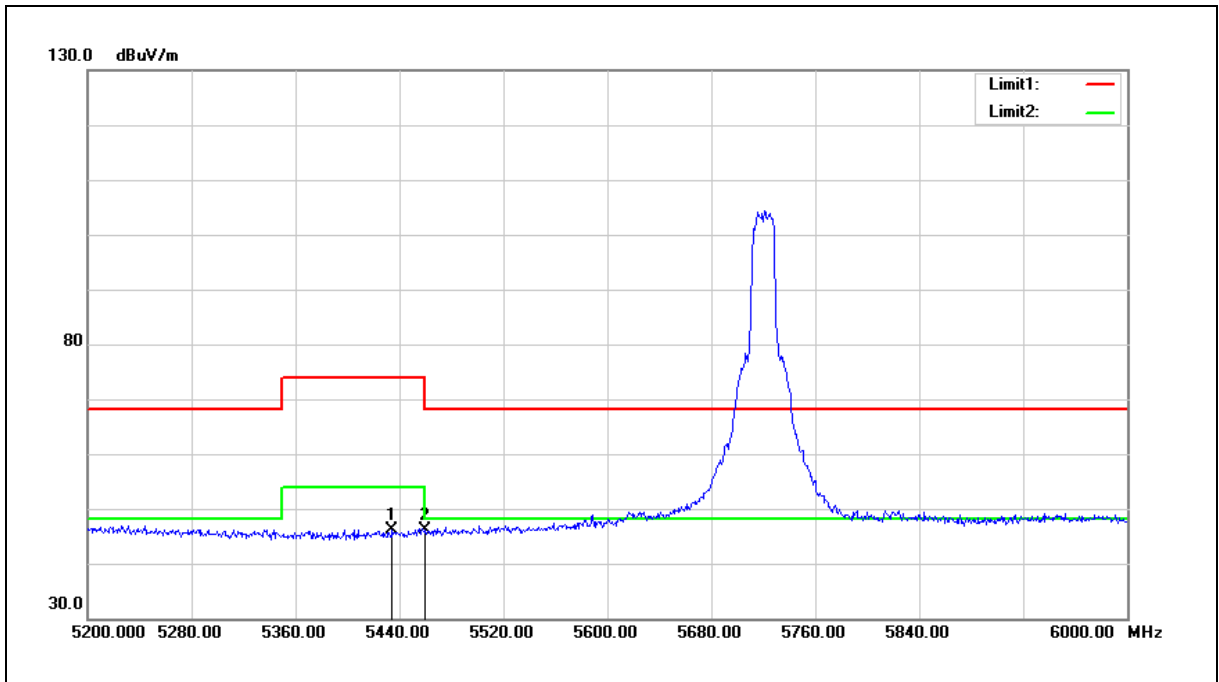
No.	Frequency (MHz)	Reading (dBuV)	Correct Factor (dB/m)	Result (dBuV/m)	Limit (dBuV/m)	Margin (dB)	Remark
1	5437.600	46.24	0.46	46.70	54.00	-7.30	AVG
2	5460.000	45.77	0.51	46.28	54.00	-7.72	AVG

Note:1.Result (dBuV/m) = Correct Factor (dB/m) + Reading(dBuV).

2.Correction factor (dB/m) = Antenna Factor (dB/m) + Cable loss (dB) – Pre-Amplifier gain (dB).

3.When the peak results are less than average limit, so not need to evaluate the average.

Standard:	FCC Part 15.407	Test Distance:	3 m
Test item:	Band edge		
Frequency:	5720 MHz		
Mode:	802.11ax HE20		
Ant.Polar.:	Vertical		



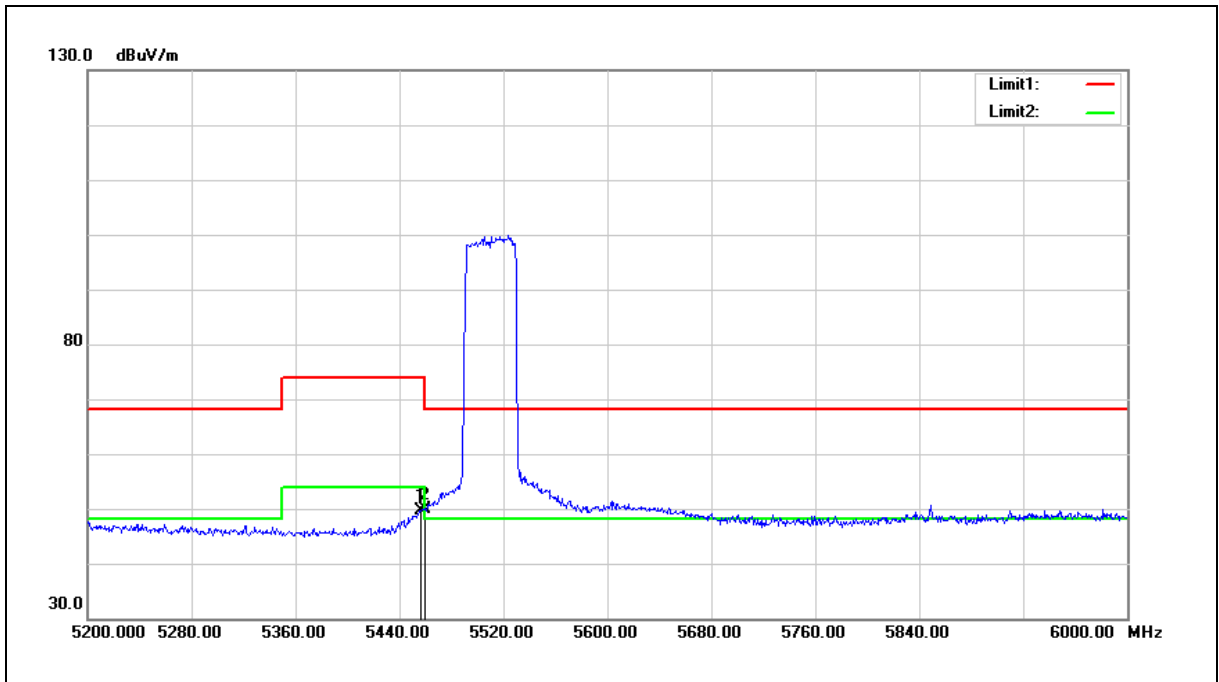
No.	Frequency (MHz)	Reading (dBuV)	Correct Factor (dB/m)	Result (dBuV/m)	Limit (dBuV/m)	Margin (dB)	Remark
1	5434.400	45.79	0.46	46.25	54.00	-7.75	AVG
2	5460.000	45.54	0.51	46.05	54.00	-7.95	AVG

Note:1.Result (dBuV/m) = Correct Factor (dB/m) + Reading(dBuV).

2.Correction factor (dB/m) = Antenna Factor (dB/m) + Cable loss (dB) – Pre-Amplifier gain (dB).

3.When the peak results are less than average limit, so not need to evaluate the average.

Standard:	FCC Part 15.407	Test Distance:	3 m
Test item:	Band edge		
Frequency:	5510 MHz		
Mode:	802.11ax HE40		
Ant.Polar.:	Horizontal		



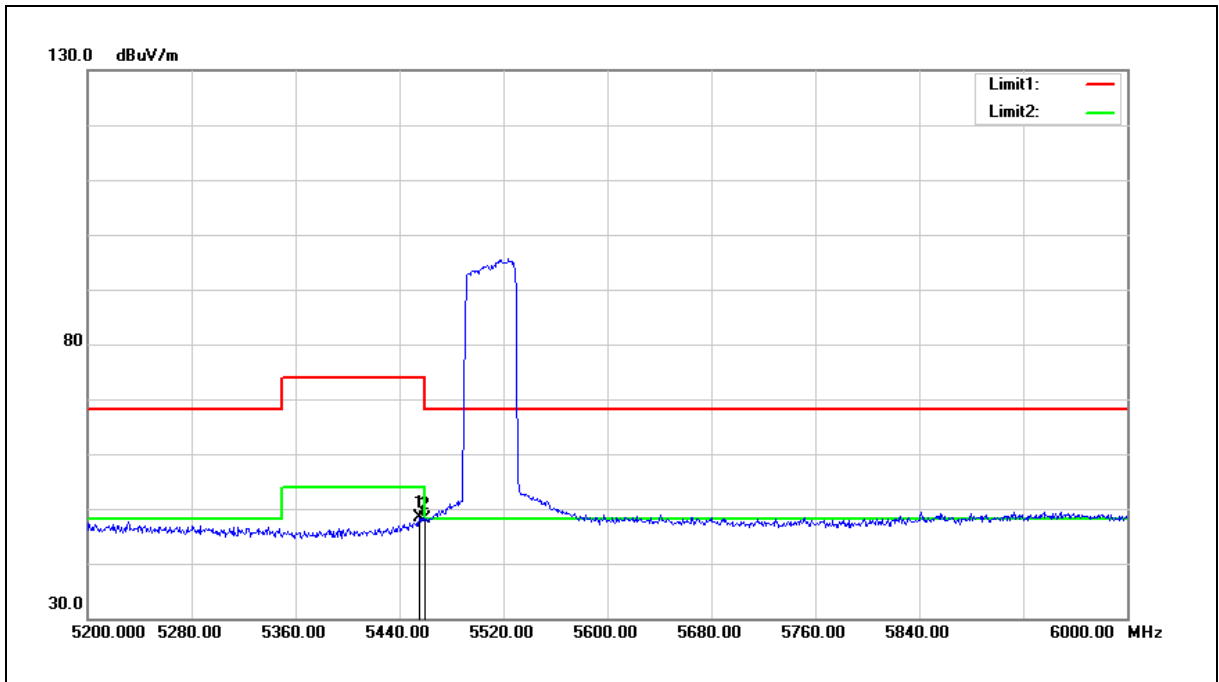
No.	Frequency (MHz)	Reading (dBuV)	Correct Factor (dB/m)	Result (dBuV/m)	Limit (dBuV/m)	Margin (dB)	Remark
1	5456.800	49.14	0.50	49.64	54.00	-4.36	AVG
2	5460.000	49.25	0.51	49.76	54.00	-4.24	AVG

Note: 1. Result (dBuV/m) = Correct Factor (dB/m) + Reading (dBuV).

2. Correction factor (dB/m) = Antenna Factor (dB/m) + Cable loss (dB) – Pre-Amplifier gain (dB).

3. When the peak results are less than average limit, so not need to evaluate the average.

Standard:	FCC Part 15.407	Test Distance:	3 m
Test item:	Band edge		
Frequency:	5510 MHz		
Mode:	802.11ax HE40		
Ant.Polar.:	Vertical		



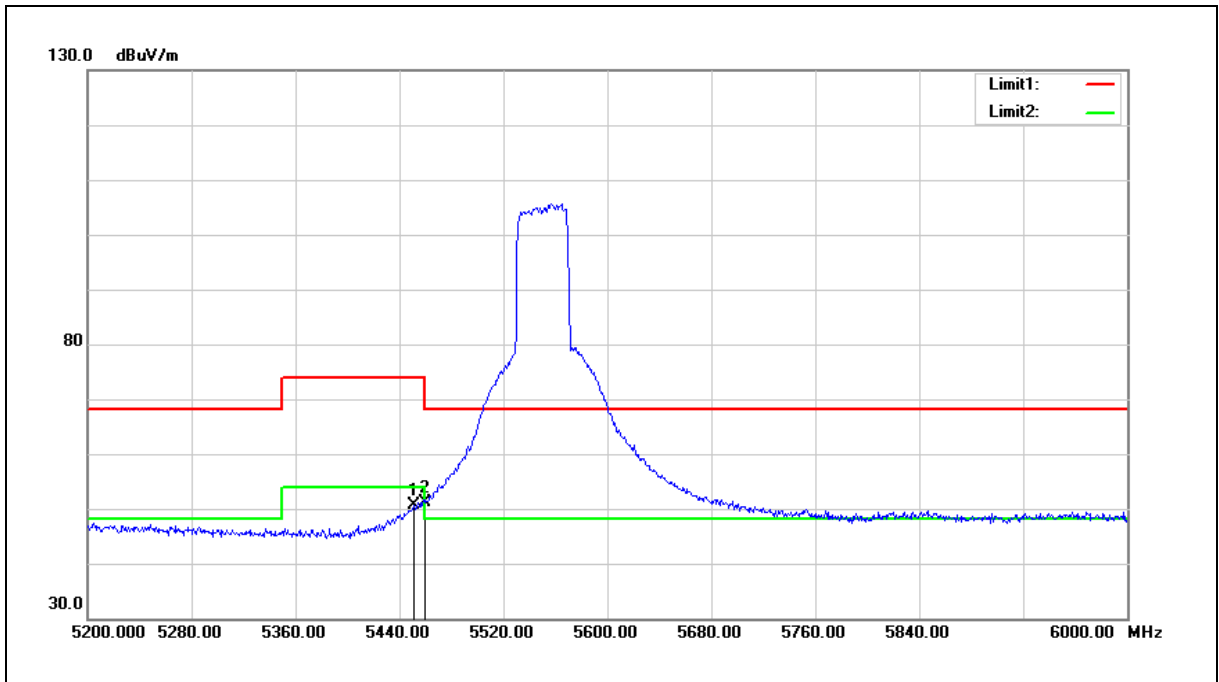
No.	Frequency (MHz)	Reading (dBuV)	Correct Factor (dB/m)	Result (dBuV/m)	Limit (dBuV/m)	Margin (dB)	Remark
1	5455.200	47.90	0.48	48.38	54.00	-5.62	AVG
2	5460.000	47.63	0.51	48.14	54.00	-5.86	AVG

Note: 1. Result (dBuV/m) = Correct Factor (dB/m) + Reading (dBuV).

2. Correction factor (dB/m) = Antenna Factor (dB/m) + Cable loss (dB) – Pre-Amplifier gain (dB).

3. When the peak results are less than average limit, so not need to evaluate the average.

Standard:	FCC Part 15.407	Test Distance:	3 m
Test item:	Band edge		
Frequency:	5550 MHz		
Mode:	802.11ax HE40		
Ant.Polar.:	Horizontal		



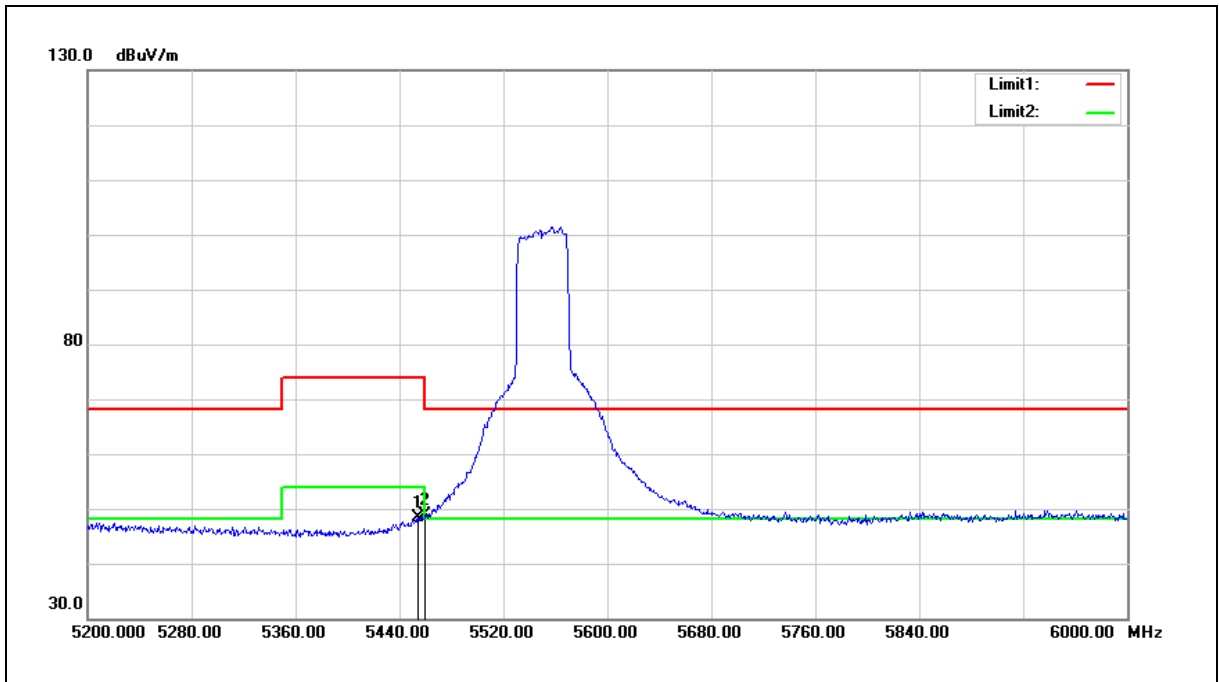
No.	Frequency (MHz)	Reading (dBuV)	Correct Factor (dB/m)	Result (dBuV/m)	Limit (dBuV/m)	Margin (dB)	Remark
1	5451.200	50.08	0.48	50.56	54.00	-3.44	AVG
2	5460.000	50.62	0.51	51.13	54.00	-2.87	AVG

Note:1.Result (dBuV/m) = Correct Factor (dB/m) + Reading(dBuV).

2.Correction factor (dB/m) = Antenna Factor (dB/m) + Cable loss (dB) – Pre-Amplifier gain (dB).

3.When the peak results are less than average limit, so not need to evaluate the average.

Standard:	FCC Part 15.407	Test Distance:	3 m
Test item:	Band edge		
Frequency:	5550 MHz		
Mode:	802.11ax HE40		
Ant.Polar.:	Vertical		



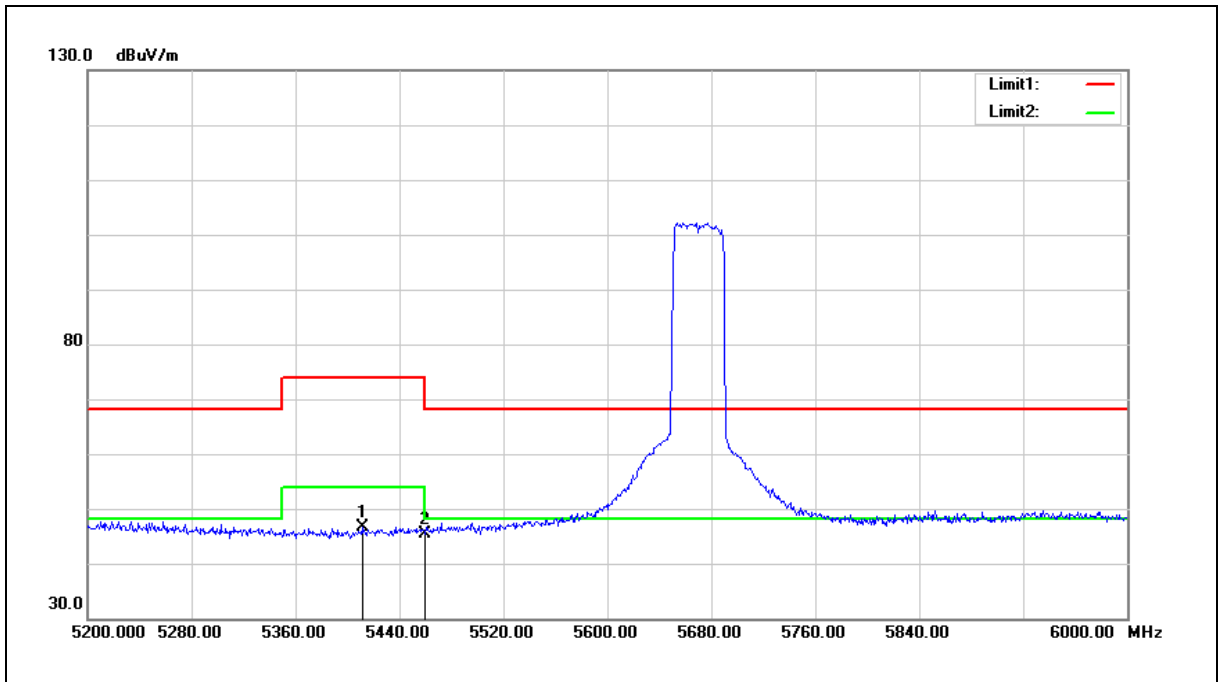
No.	Frequency (MHz)	Reading (dBuV)	Correct Factor (dB/m)	Result (dBuV/m)	Limit (dBuV/m)	Margin (dB)	Remark
1	5454.400	47.97	0.48	48.45	54.00	-5.55	AVG
2	5460.000	48.37	0.51	48.88	54.00	-5.12	AVG

Note:1.Result (dBuV/m) = Correct Factor (dB/m) + Reading(dBuV).

2.Correction factor (dB/m) = Antenna Factor (dB/m) + Cable loss (dB) – Pre-Amplifier gain (dB).

3.When the peak results are less than average limit, so not need to evaluate the average.

Standard:	FCC Part 15.407	Test Distance:	3 m
Test item:	Band edge		
Frequency:	5670 MHz		
Mode:	802.11ax HE40		
Ant.Polar.:	Horizontal		



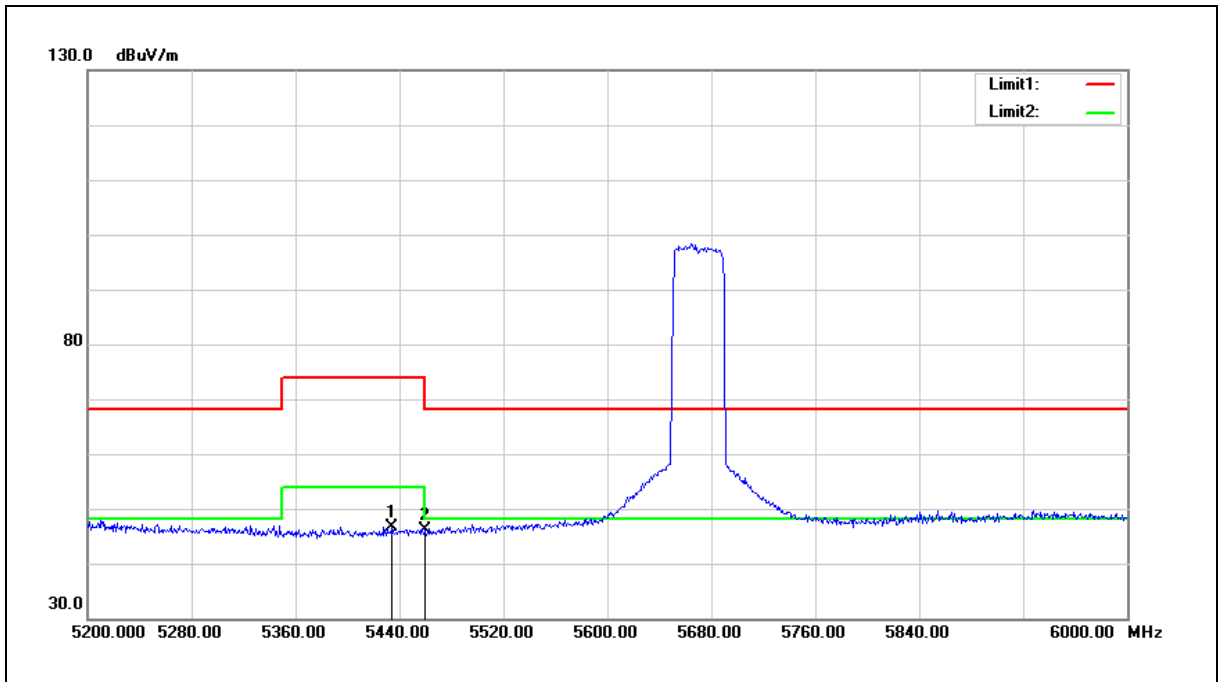
No.	Frequency (MHz)	Reading (dBuV)	Correct Factor (dB/m)	Result (dBuV/m)	Limit (dBuV/m)	Margin (dB)	Remark
1	5411.200	46.21	0.41	46.62	54.00	-7.38	AVG
2	5460.000	44.81	0.51	45.32	54.00	-8.68	AVG

Note:1.Result (dBuV/m) = Correct Factor (dB/m) + Reading(dBuV).

2.Correction factor (dB/m) = Antenna Factor (dB/m) + Cable loss (dB) – Pre-Amplifier gain (dB).

3.When the peak results are less than average limit, so not need to evaluate the average.

Standard:	FCC Part 15.407	Test Distance:	3 m
Test item:	Band edge		
Frequency:	5670 MHz		
Mode:	802.11ax HE40		
Ant.Polar.:	Vertical		



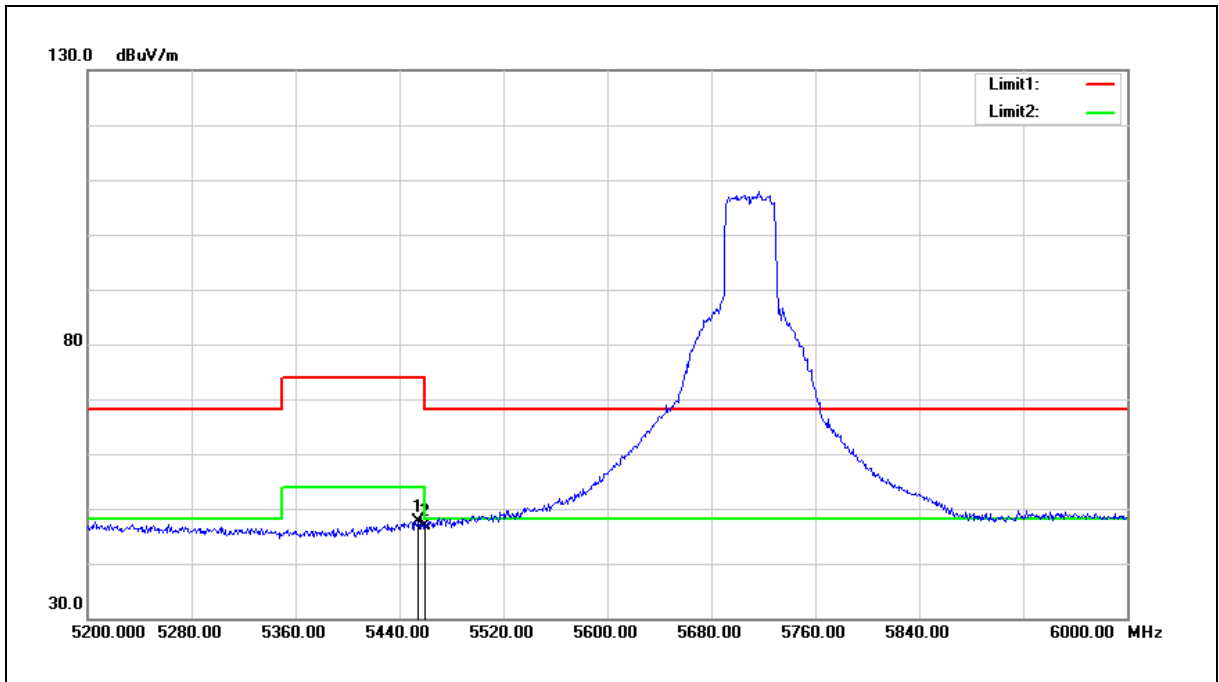
No.	Frequency (MHz)	Reading (dBuV)	Correct Factor (dB/m)	Result (dBuV/m)	Limit (dBuV/m)	Margin (dB)	Remark
1	5434.400	46.19	0.46	46.65	54.00	-7.35	AVG
2	5460.000	45.55	0.51	46.06	54.00	-7.94	AVG

Note:1.Result (dBuV/m) = Correct Factor (dB/m) + Reading(dBuV).

2.Correction factor (dB/m) = Antenna Factor (dB/m) + Cable loss (dB) – Pre-Amplifier gain (dB).

3.When the peak results are less than average limit, so not need to evaluate the average.

Standard:	FCC Part 15.407	Test Distance:	3 m
Test item:	Band edge		
Frequency:	5710 MHz		
Mode:	802.11ax HE40		
Ant.Polar.:	Horizontal		



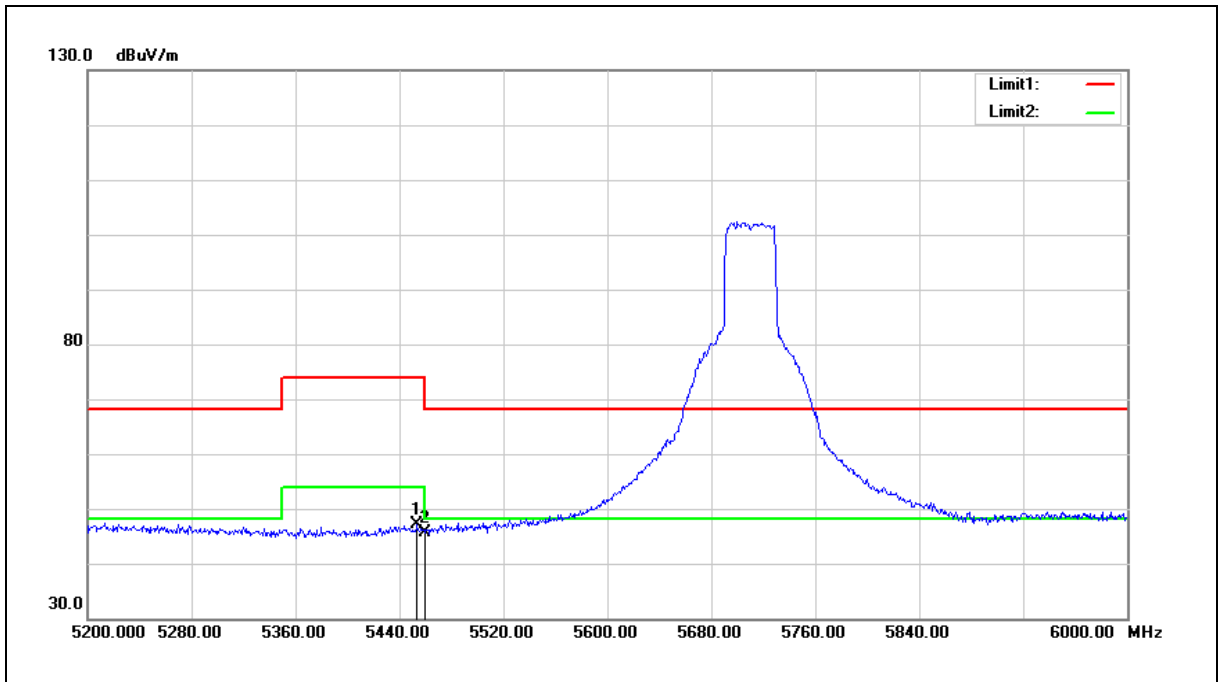
No.	Frequency (MHz)	Reading (dBuV)	Correct Factor (dB/m)	Result (dBuV/m)	Limit (dBuV/m)	Margin (dB)	Remark
1	5454.400	47.24	0.48	47.72	54.00	-6.28	AVG
2	5460.000	46.46	0.51	46.97	54.00	-7.03	AVG

Note:1.Result (dBuV/m) = Correct Factor (dB/m) + Reading(dBuV).

2.Correction factor (dB/m) = Antenna Factor (dB/m) + Cable loss (dB) – Pre-Amplifier gain (dB).

3.When the peak results are less than average limit, so not need to evaluate the average.

Standard:	FCC Part 15.407	Test Distance:	3 m
Test item:	Band edge		
Frequency:	5710 MHz		
Mode:	802.11ax HE40		
Ant.Polar.:	Vertical		



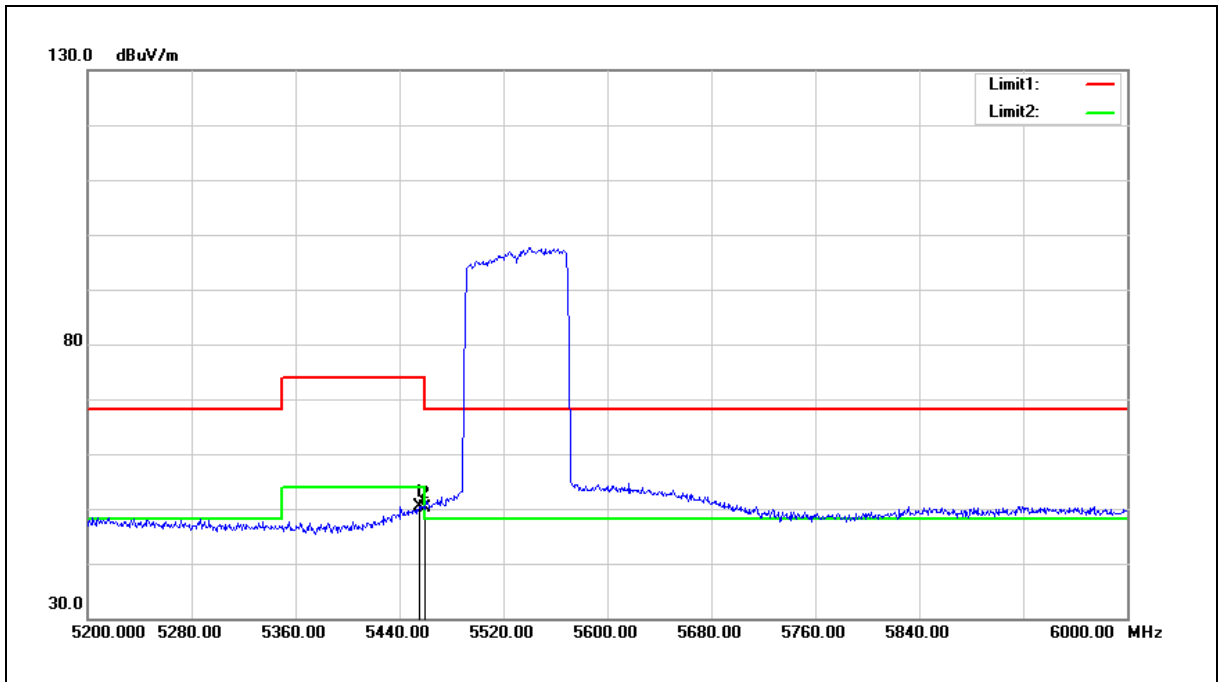
No.	Frequency (MHz)	Reading (dBuV)	Correct Factor (dB/m)	Result (dBuV/m)	Limit (dBuV/m)	Margin (dB)	Remark
1	5453.600	46.65	0.48	47.13	54.00	-6.87	AVG
2	5460.000	45.20	0.51	45.71	54.00	-8.29	AVG

Note:1.Result (dBuV/m) = Correct Factor (dB/m) + Reading(dBuV).

2.Correction factor (dB/m) = Antenna Factor (dB/m) + Cable loss (dB) – Pre-Amplifier gain (dB).

3.When the peak results are less than average limit, so not need to evaluate the average.

Standard:	FCC Part 15.407	Test Distance:	3 m
Test item:	Band edge		
Frequency:	5530 MHz		
Mode:	802.11ax HE80		
Ant.Polar.:	Horizontal		



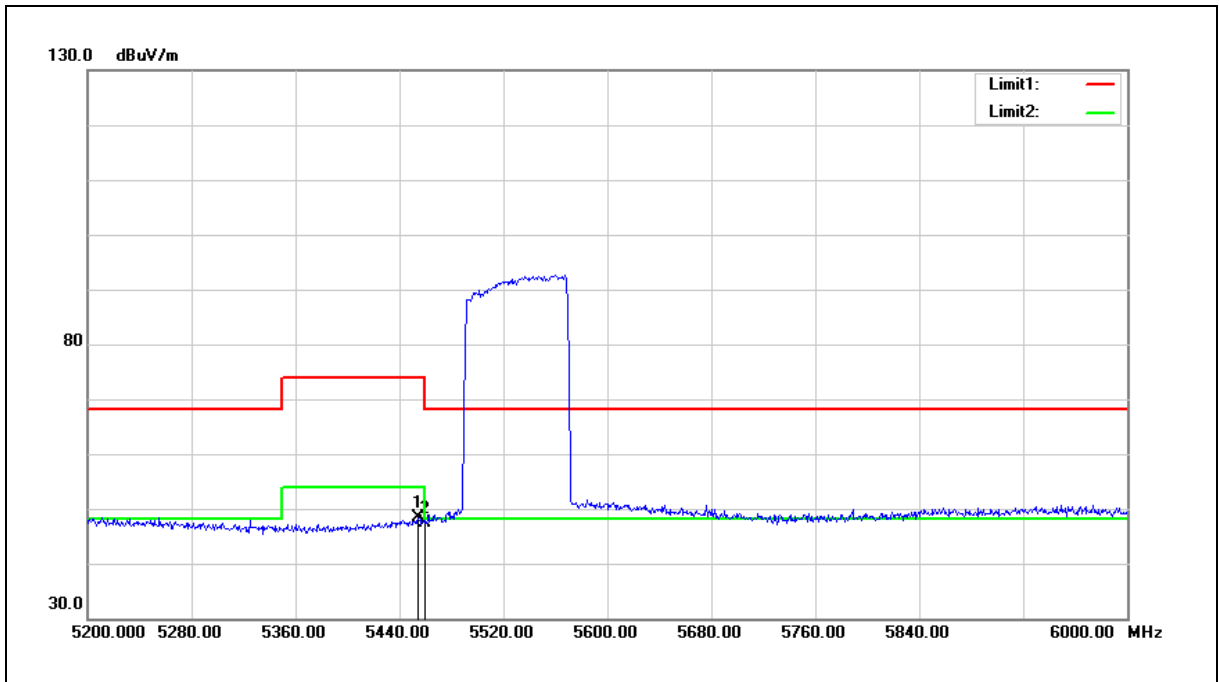
No.	Frequency (MHz)	Reading (dBuV)	Correct Factor (dB/m)	Result (dBuV/m)	Limit (dBuV/m)	Margin (dB)	Remark
1	5455.200	49.80	0.48	50.28	54.00	-3.72	AVG
2	5460.000	49.57	0.51	50.08	54.00	-3.92	AVG

Note: 1. Result (dBuV/m) = Correct Factor (dB/m) + Reading (dBuV).

2. Correction factor (dB/m) = Antenna Factor (dB/m) + Cable loss (dB) – Pre-Amplifier gain (dB).

3. When the peak results are less than average limit, so not need to evaluate the average.

Standard:	FCC Part 15.407	Test Distance:	3 m
Test item:	Band edge		
Frequency:	5530 MHz		
Mode:	802.11ax HE80		
Ant.Polar.:	Vertical		



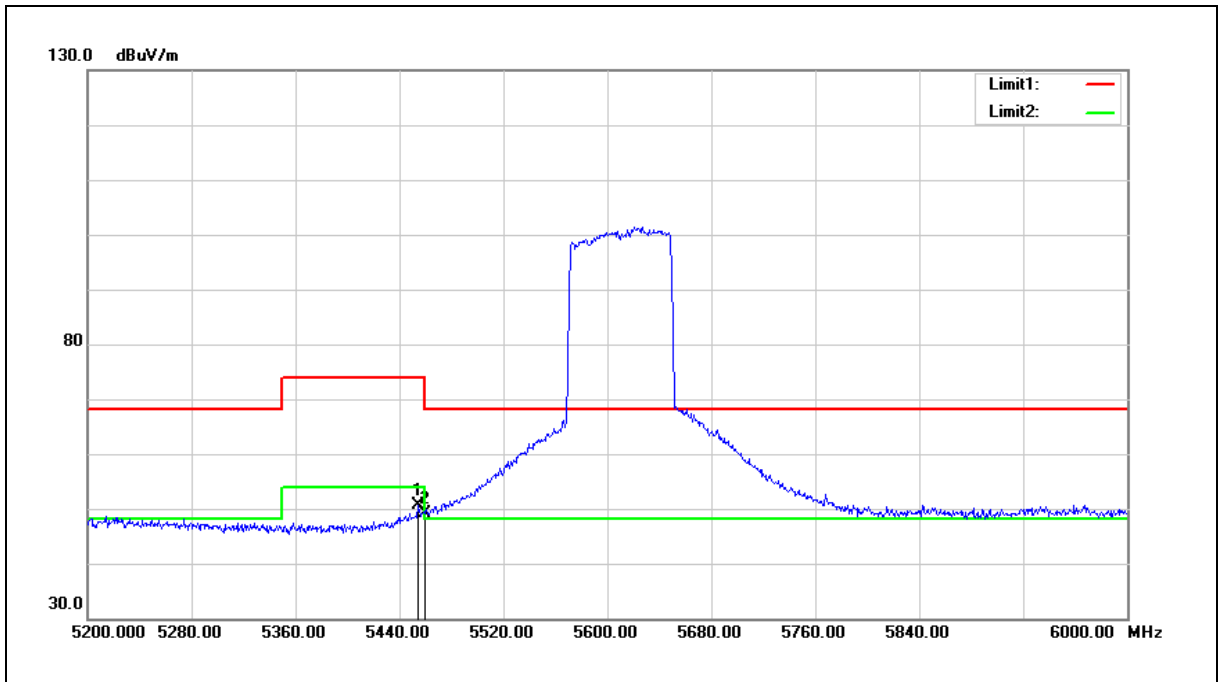
No.	Frequency (MHz)	Reading (dBuV)	Correct Factor (dB/m)	Result (dBuV/m)	Limit (dBuV/m)	Margin (dB)	Remark
1	5454.400	47.95	0.48	48.43	54.00	-5.57	AVG
2	5460.000	46.97	0.51	47.48	54.00	-6.52	AVG

Note:1.Result (dBuV/m) = Correct Factor (dB/m) + Reading(dBuV).

2.Correction factor (dB/m) = Antenna Factor (dB/m) + Cable loss (dB) – Pre-Amplifier gain (dB).

3.When the peak results are less than average limit, so not need to evaluate the average.

Standard:	FCC Part 15.407	Test Distance:	3 m
Test item:	Band edge		
Frequency:	5610 MHz		
Mode:	802.11ax HE80		
Ant.Polar.:	Horizontal		



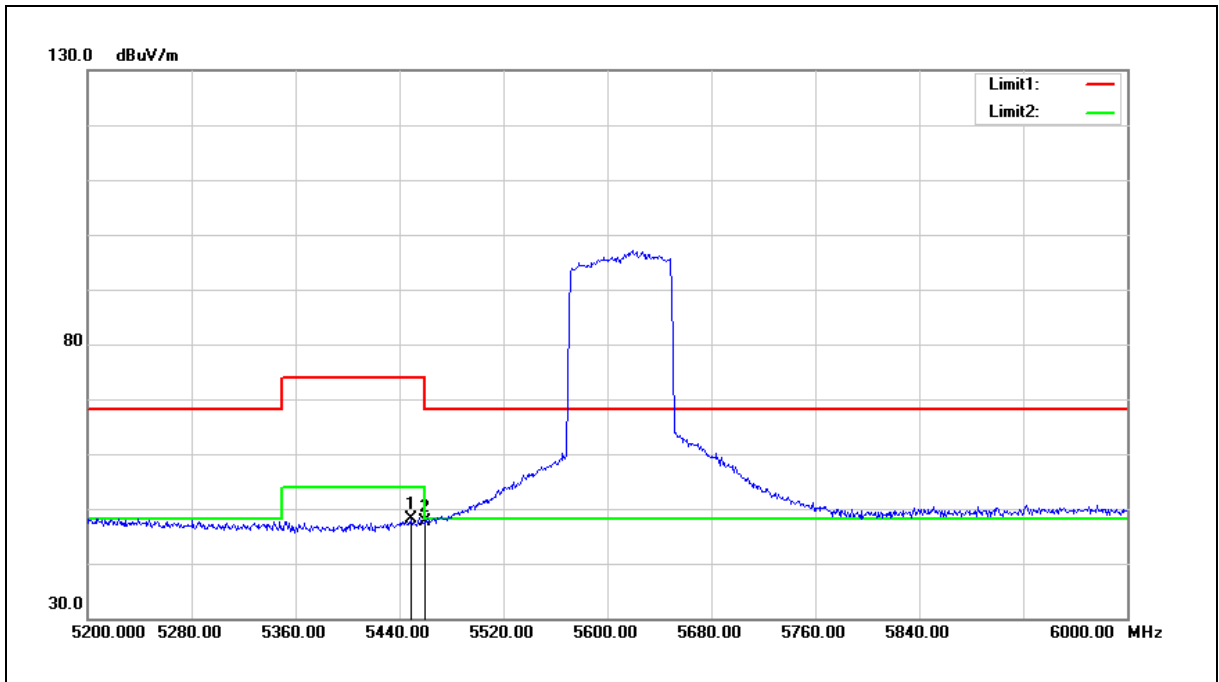
No.	Frequency (MHz)	Reading (dBuV)	Correct Factor (dB/m)	Result (dBuV/m)	Limit (dBuV/m)	Margin (dB)	Remark
1	5454.400	50.04	0.48	50.52	54.00	-3.48	AVG
2	5460.000	48.74	0.51	49.25	54.00	-4.75	AVG

Note: 1. Result (dBuV/m) = Correct Factor (dB/m) + Reading (dBuV).

2. Correction factor (dB/m) = Antenna Factor (dB/m) + Cable loss (dB) – Pre-Amplifier gain (dB).

3. When the peak results are less than average limit, so not need to evaluate the average.

Standard:	FCC Part 15.407	Test Distance:	3 m
Test item:	Band edge		
Frequency:	5610 MHz		
Mode:	802.11ax HE80		
Ant.Polar.:	Vertical		



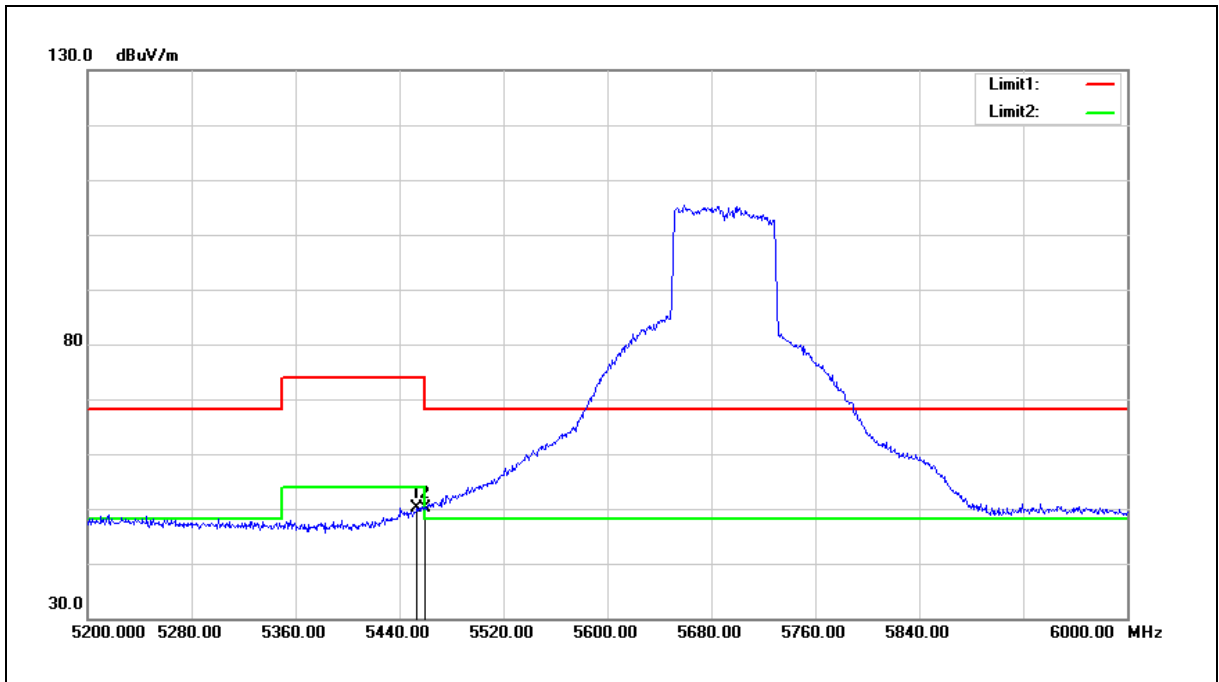
No.	Frequency (MHz)	Reading (dBuV)	Correct Factor (dB/m)	Result (dBuV/m)	Limit (dBuV/m)	Margin (dB)	Remark
1	5448.800	47.69	0.48	48.17	54.00	-5.83	AVG
2	5460.000	47.09	0.51	47.60	54.00	-6.40	AVG

Note:1.Result (dBuV/m) = Correct Factor (dB/m) + Reading(dBuV).

2.Correction factor (dB/m) = Antenna Factor (dB/m) + Cable loss (dB) – Pre-Amplifier gain (dB).

3.When the peak results are less than average limit, so not need to evaluate the average.

Standard:	FCC Part 15.407	Test Distance:	3 m
Test item:	Band edge		
Frequency:	5690 MHz		
Mode:	802.11ax HE80		
Ant.Polar.:	Horizontal		



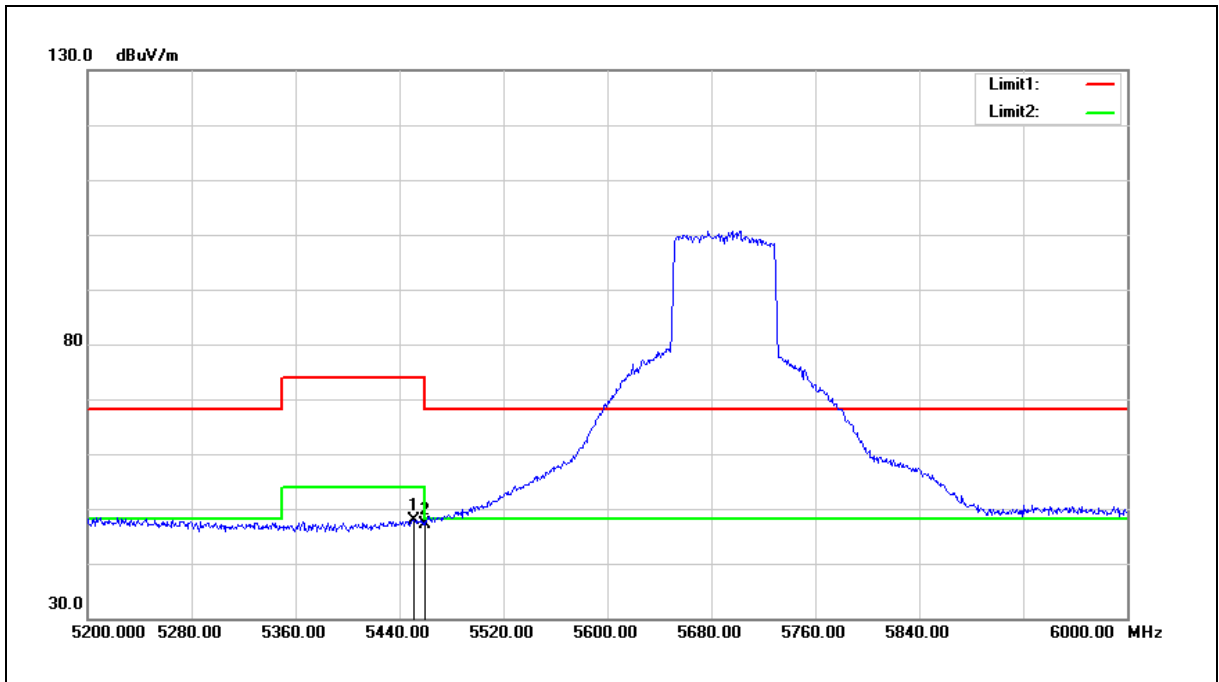
No.	Frequency (MHz)	Reading (dBuV)	Correct Factor (dB/m)	Result (dBuV/m)	Limit (dBuV/m)	Margin (dB)	Remark
1	5453.600	49.68	0.48	50.16	54.00	-3.84	AVG
2	5460.000	49.70	0.51	50.21	54.00	-3.79	AVG

Note:1.Result (dBuV/m) = Correct Factor (dB/m) + Reading(dBuV).

2.Correction factor (dB/m) = Antenna Factor (dB/m) + Cable loss (dB) – Pre-Amplifier gain (dB).

3.When the peak results are less than average limit, so not need to evaluate the average.

Standard:	FCC Part 15.407	Test Distance:	3 m
Test item:	Band edge		
Frequency:	5690 MHz		
Mode:	802.11ax HE80		
Ant.Polar.:	Vertical		



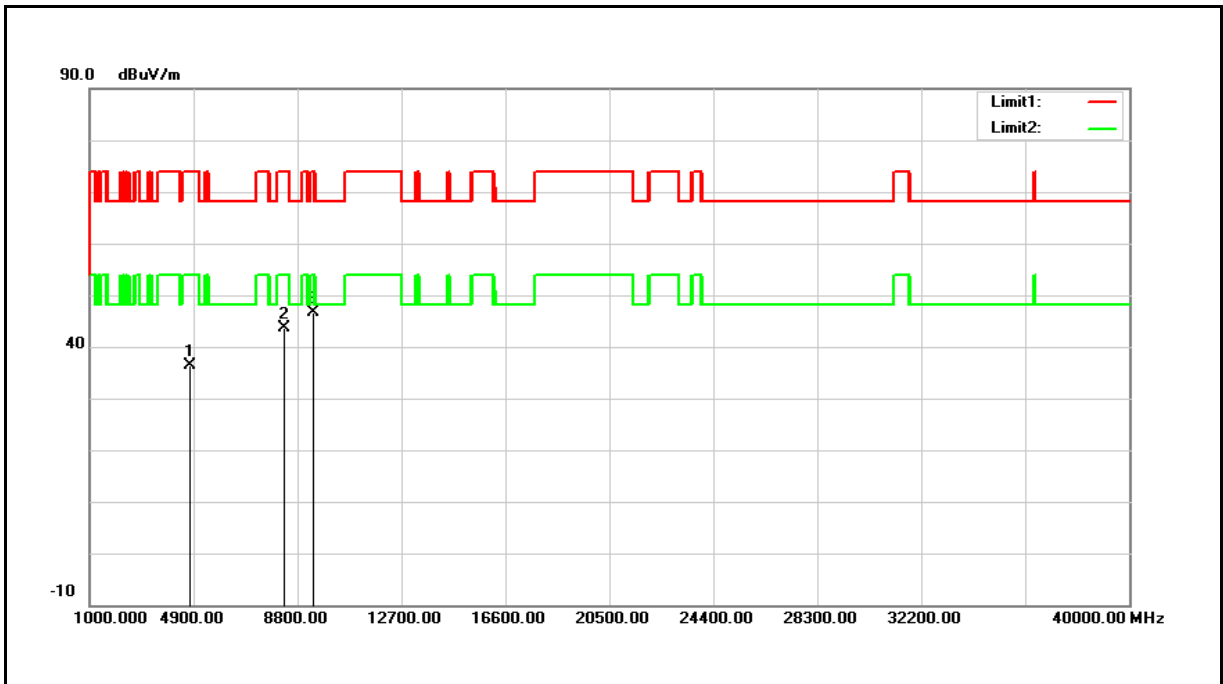
No.	Frequency (MHz)	Reading (dBuV)	Correct Factor (dB/m)	Result (dBuV/m)	Limit (dBuV/m)	Margin (dB)	Remark
1	5451.200	47.38	0.48	47.86	54.00	-6.14	AVG
2	5460.000	46.67	0.51	47.18	54.00	-6.82	AVG

Note:1.Result (dBuV/m) = Correct Factor (dB/m) + Reading(dBuV).

2.Correction factor (dB/m) = Antenna Factor (dB/m) + Cable loss (dB) – Pre-Amplifier gain (dB).

3.When the peak results are less than average limit, so not need to evaluate the average.

Standard:	FCC Part 15.407	Test Distance:	3 m
Test item:	Harmonic		
Mode:	Simultaneous Transmitting (Bluetooth + WLAN 2.4 +5 GHz)		
Ant.Polar.:	Horizontal		



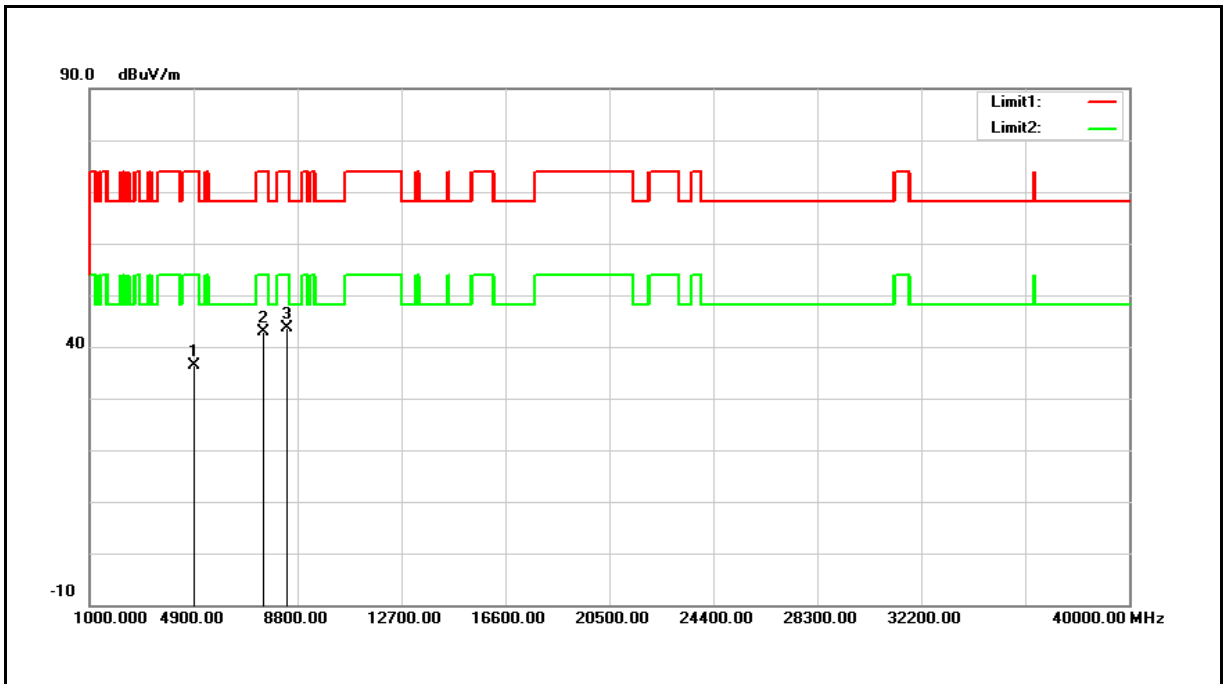
No.	Frequency (MHz)	Reading (dBuV)	Correct Factor (dB/m)	Result (dBuV/m)	Limit (dBuV/m)	Margin (dB)	Remark
1	4706.000	37.88	-1.39	36.49	74.00	-37.51	peak
2	8310.000	34.93	8.74	43.67	74.00	-30.33	peak
3	9381.000	34.87	11.88	46.75	74.00	-27.25	peak

Note:1.Result (dBuV/m) = Correct Factor (dB/m) + Reading(dBuV).

2.Correction factor (dB/m) = Antenna Factor (dB/m) + Cable loss (dB) – Pre-Amplifier gain (dB).

3.When the peak results are less than average limit, so not need to evaluate the average.

Standard:	FCC Part 15.407	Test Distance:	3 m
Test item:	Harmonic		
Mode:	Simultaneous Transmitting (Bluetooth + WLAN 2.4 +5 GHz)		
Ant.Polar.:	Vertical		



No.	Frequency (MHz)	Reading (dBuV)	Correct Factor (dB/m)	Result (dBuV/m)	Limit (dBuV/m)	Margin (dB)	Remark
1	4910.000	36.95	-0.68	36.27	74.00	-37.73	peak
2	7511.000	35.60	7.22	42.82	74.00	-31.18	peak
3	8395.000	34.89	8.86	43.75	74.00	-30.25	peak

Note:1.Result (dBuV/m) = Correct Factor (dB/m) + Reading(dBuV).

2.Correction factor (dB/m) = Antenna Factor (dB/m) + Cable loss (dB) – Pre-Amplifier gain (dB).

3.When the peak results are less than average limit, so not need to evaluate the average.