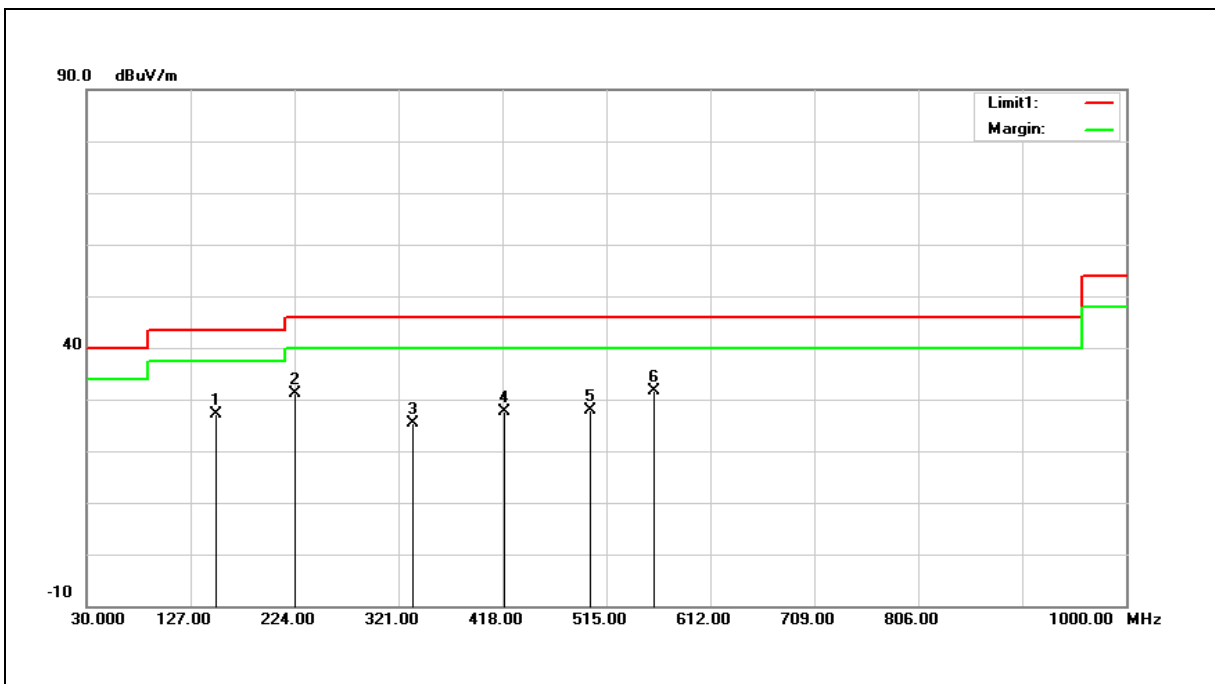


Low Band B1 & B2A 4X4

Harmonic

Below 1 GHz

Standard:	FCC Part 15.407	Test Distance:	3 m
Test item:	Radiated Emission		
Frequency:	5230 MHz		
Mode:	802.11ax HE40		
Ant.Polar.:	Horizontal		



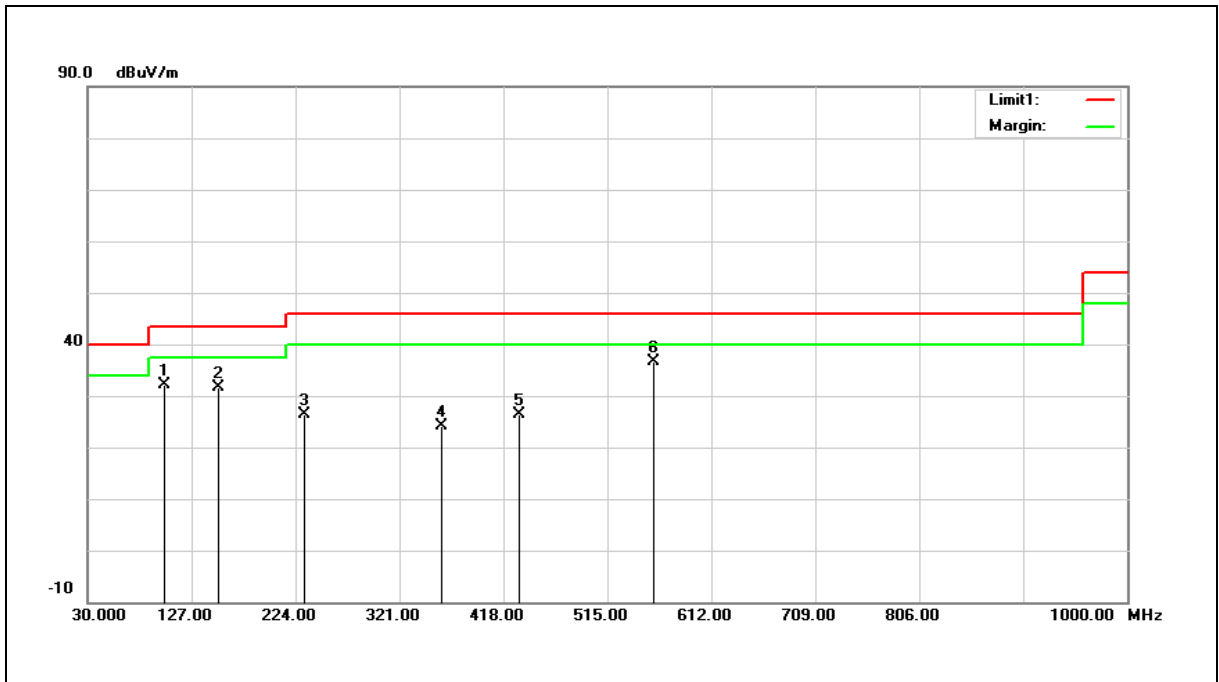
No.	Frequency (MHz)	Reading (dBuV)	Correct Factor (dB/m)	Result (dBuV/m)	Limit (dBuV/m)	Margin (dB)	Remark
1	151.2500	33.65	-6.55	27.10	43.50	-16.40	QP
2	224.0000	39.47	-8.39	31.08	46.00	-14.92	QP
3	334.5800	30.57	-5.24	25.33	46.00	-20.67	QP
4	419.9400	30.68	-3.06	27.62	46.00	-18.38	QP
5	500.4500	29.75	-1.83	27.92	46.00	-18.08	QP
6	559.6200	31.91	-0.35	31.56	46.00	-14.44	QP

Note: 1.Result (dBuV/m) = Correct Factor (dB/m) + Reading(dBuV).

2.Correction factor (dB/m) = Antenna Factor (dB/m) + Cable loss (dB) – Pre-Amplifier gain (dB).

3.When the peak results are less than average limit, so not need to evaluate the average.

Standard:	FCC Part 15.407	Test Distance:	3 m
Test item:	Radiated Emission		
Frequency:	5230 MHz		
Mode:	802.11ax HE40		
Ant.Polar.:	Vertical		



No.	Frequency (MHz)	Reading (dBuV)	Correct Factor (dB/m)	Result (dBuV/m)	Limit (dBuV/m)	Margin (dB)	Remark
1	101.7800	43.51	-11.48	32.03	43.50	-11.47	QP
2	152.2200	38.26	-6.52	31.74	43.50	-11.76	QP
3	231.7600	34.25	-7.91	26.34	46.00	-19.66	QP
4	359.8000	28.87	-4.64	24.23	46.00	-21.77	QP
5	432.5500	29.20	-2.85	26.35	46.00	-19.65	QP
6	558.6500	36.98	-0.37	36.61	46.00	-9.39	QP

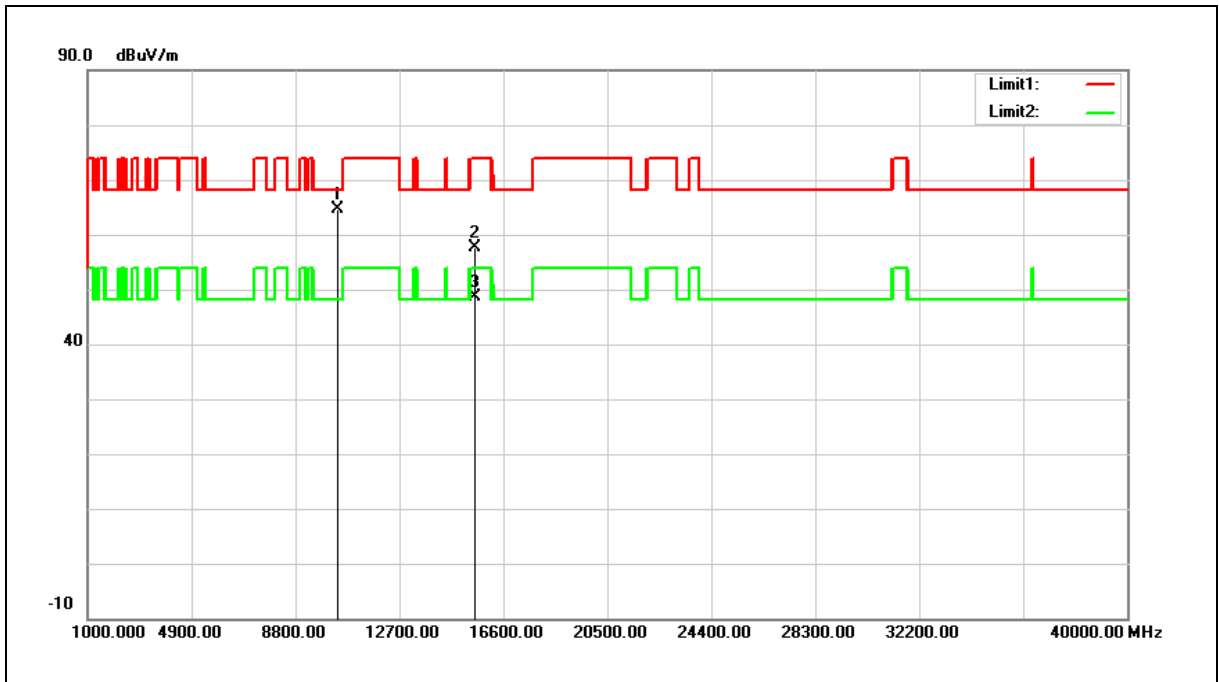
Note:1.Result (dBuV/m) = Correct Factor (dB/m) + Reading(dBuV).

2.Correction factor (dB/m) = Antenna Factor (dB/m) + Cable loss (dB) – Pre-Amplifier gain (dB).

3.When the peak results are less than average limit, so not need to evaluate the average.

Above 1 GHz

Standard:	FCC Part 15.407	Test Distance:	3 m
Test item:	Harmonic		
Frequency:	5180 MHz		
Mode:	802.11a		
Ant.Polar.:	Horizontal		



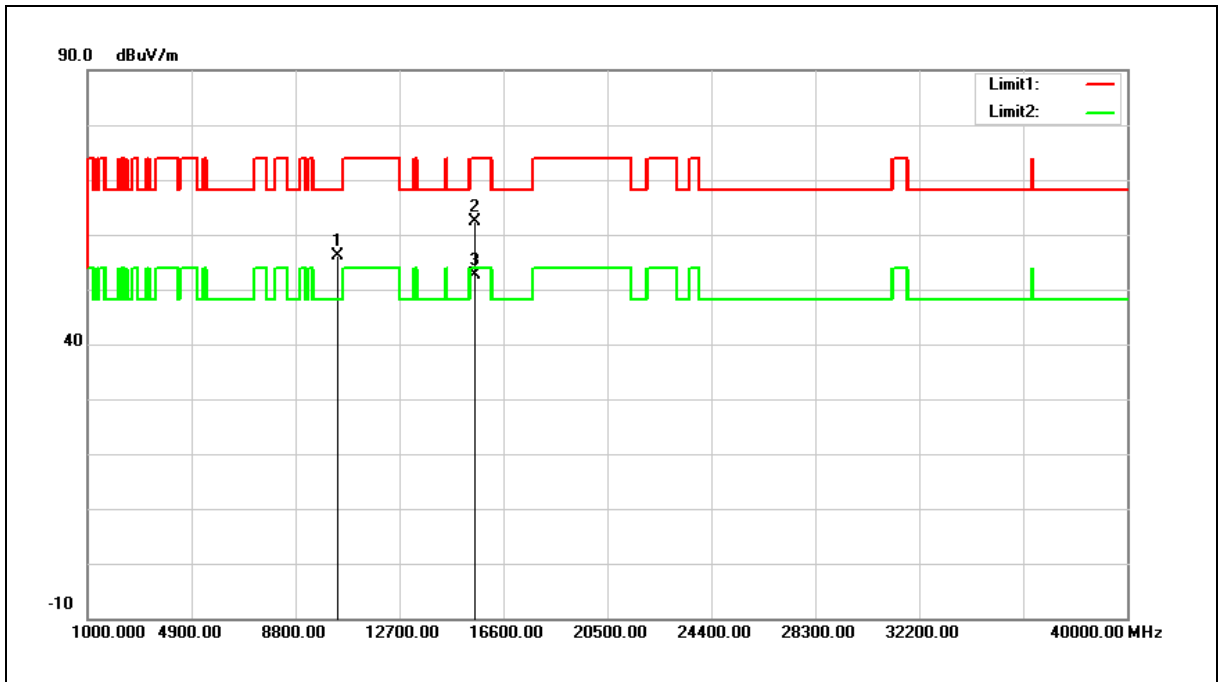
No.	Frequency (MHz)	Reading (dBuV)	Correct Factor (dB/m)	Result (dBuV/m)	Limit (dBuV/m)	Margin (dB)	Remark
1	10360.000	50.43	14.29	64.72	68.20	-3.48	peak
2	15540.000	40.81	16.86	57.67	74.00	-16.33	peak
3	15540.000	31.68	16.86	48.54	54.00	-5.46	AVG

Note:1.Result (dBuV/m) = Correct Factor (dB/m) + Reading(dBuV).

2.Correction factor (dB/m) = Antenna Factor (dB/m) + Cable loss (dB) – Pre-Amplifier gain (dB).

3.When the peak results are less than average limit, so not need to evaluate the average.

Standard:	FCC Part 15.407	Test Distance:	3 m
Test item:	Harmonic		
Frequency:	5180 MHz		
Mode:	802.11a		
Ant.Polar.:	Vertical		



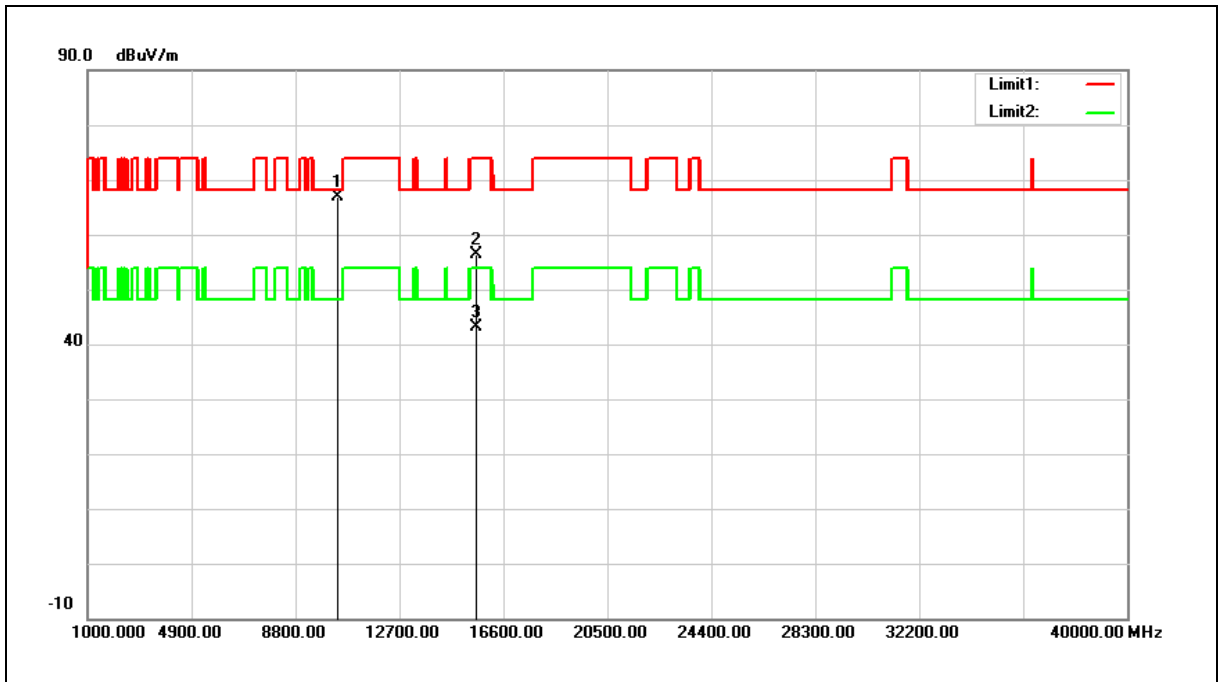
No.	Frequency (MHz)	Reading (dBuV)	Correct Factor (dB/m)	Result (dBuV/m)	Limit (dBuV/m)	Margin (dB)	Remark
1	10360.000	41.83	14.29	56.12	68.20	-12.08	peak
2	15540.000	45.53	16.86	62.39	74.00	-11.61	peak
3	15540.000	35.71	16.86	52.57	54.00	-1.43	AVG

Note: 1. Result (dBuV/m) = Correct Factor (dB/m) + Reading (dBuV).

2. Correction factor (dB/m) = Antenna Factor (dB/m) + Cable loss (dB) – Pre-Amplifier gain (dB).

3. When the peak results are less than average limit, so not need to evaluate the average.

Standard:	FCC Part 15.407	Test Distance:	3 m
Test item:	Harmonic		
Frequency:	5200 MHz		
Mode:	802.11a		
Ant.Polar.:	Horizontal		



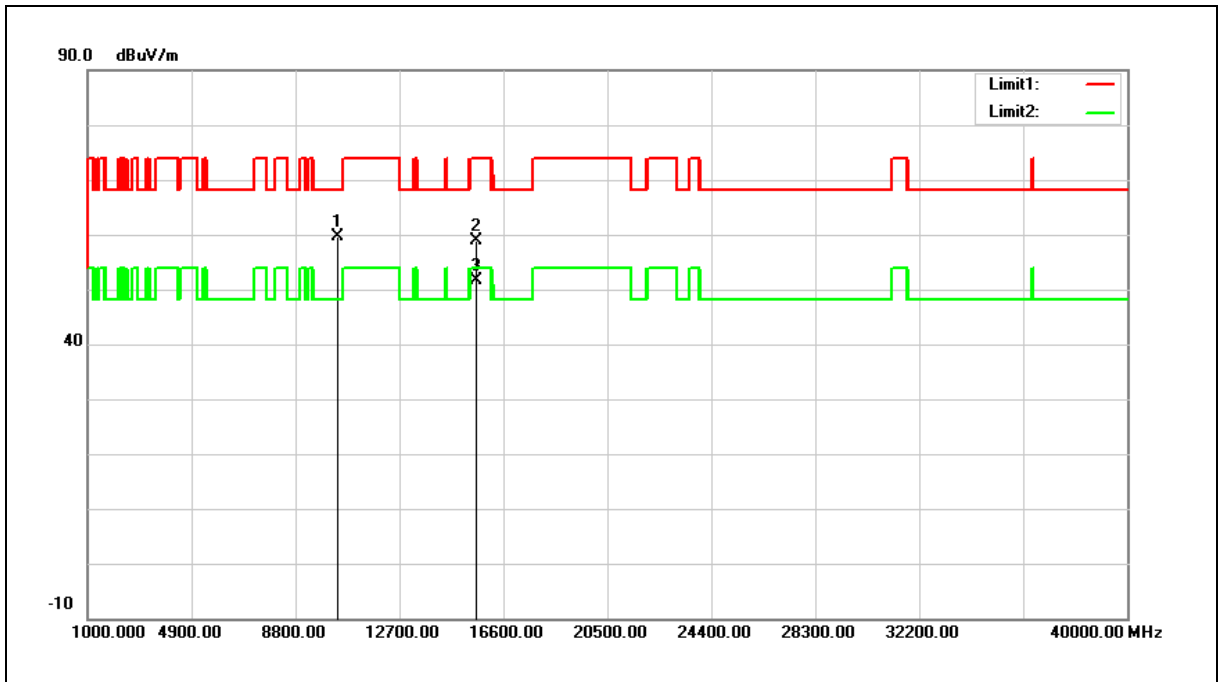
No.	Frequency (MHz)	Reading (dBuV)	Correct Factor (dB/m)	Result (dBuV/m)	Limit (dBuV/m)	Margin (dB)	Remark
1	10400.000	52.60	14.38	66.98	68.20	-1.22	peak
2	15600.000	39.73	16.65	56.38	74.00	-17.62	peak
3	15600.000	26.52	16.65	43.17	54.00	-10.83	AVG

Note:1.Result (dBuV/m) = Correct Factor (dB/m) + Reading(dBuV).

2.Correction factor (dB/m) = Antenna Factor (dB/m) + Cable loss (dB) – Pre-Amplifier gain (dB).

3.When the peak results are less than average limit, so not need to evaluate the average.

Standard:	FCC Part 15.407	Test Distance:	3 m
Test item:	Harmonic		
Frequency:	5200 MHz		
Mode:	802.11a		
Ant.Polar.:	Vertical		



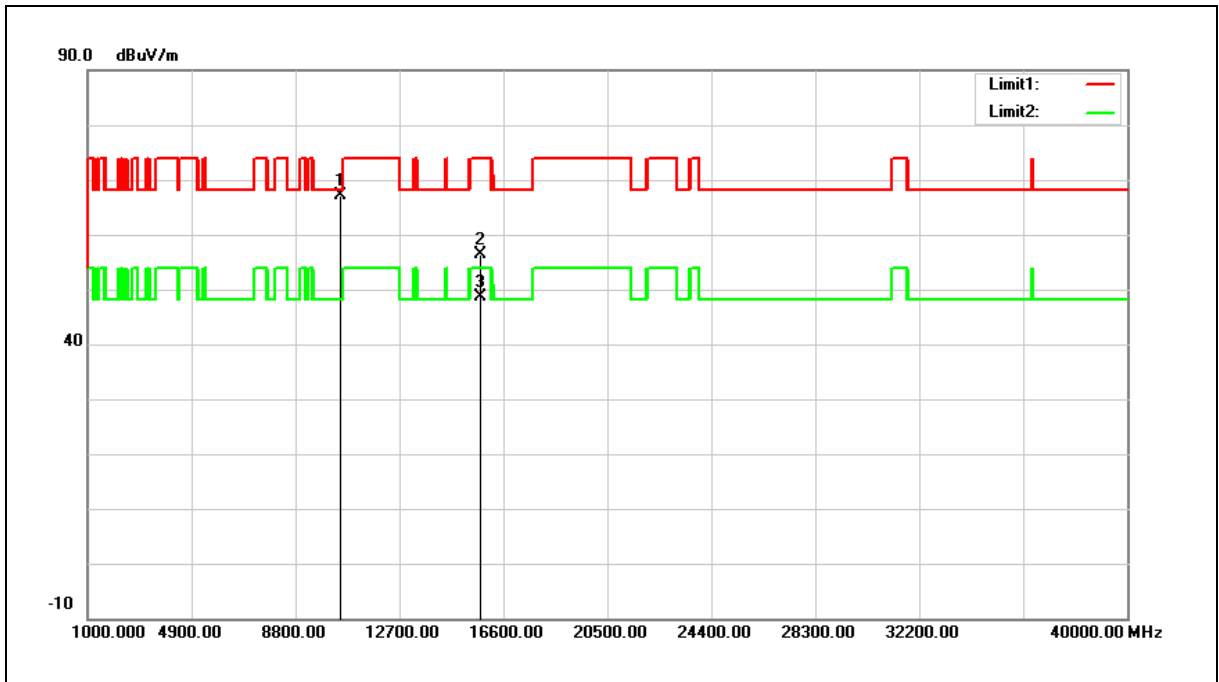
No.	Frequency (MHz)	Reading (dBuV)	Correct Factor (dB/m)	Result (dBuV/m)	Limit (dBuV/m)	Margin (dB)	Remark
1	10400.000	45.18	14.38	59.56	68.20	-8.64	peak
2	15600.000	42.31	16.65	58.96	74.00	-15.04	peak
3	15600.000	34.95	16.65	51.60	54.00	-2.40	AVG

Note:1.Result (dBuV/m) = Correct Factor (dB/m) + Reading(dBuV).

2.Correction factor (dB/m) = Antenna Factor (dB/m) + Cable loss (dB) – Pre-Amplifier gain (dB).

3.When the peak results are less than average limit, so not need to evaluate the average.

Standard:	FCC Part 15.407	Test Distance:	3 m
Test item:	Harmonic		
Frequency:	5240 MHz		
Mode:	802.11a		
Ant.Polar.:	Horizontal		



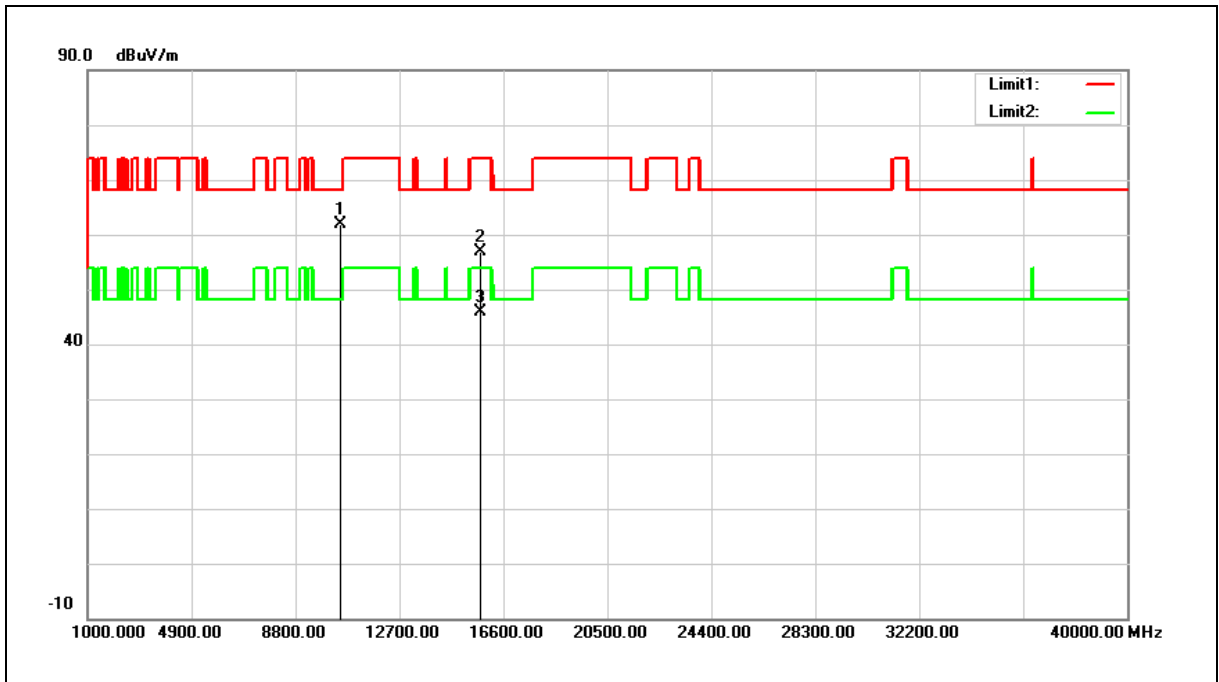
No.	Frequency (MHz)	Reading (dBuV)	Correct Factor (dB/m)	Result (dBuV/m)	Limit (dBuV/m)	Margin (dB)	Remark
1	10480.000	52.56	14.55	67.11	68.20	-1.09	peak
2	15720.000	40.20	16.24	56.44	74.00	-17.56	peak
3	15720.000	32.35	16.24	48.59	54.00	-5.41	AVG

Note:1.Result (dBuV/m) = Correct Factor (dB/m) + Reading(dBuV).

2.Correction factor (dB/m) = Antenna Factor (dB/m) + Cable loss (dB) – Pre-Amplifier gain (dB).

3.When the peak results are less than average limit, so not need to evaluate the average.

Standard:	FCC Part 15.407	Test Distance:	3 m
Test item:	Harmonic		
Frequency:	5240 MHz		
Mode:	802.11a		
Ant.Polar.:	Vertical		



No.	Frequency (MHz)	Reading (dBuV)	Correct Factor (dB/m)	Result (dBuV/m)	Limit (dBuV/m)	Margin (dB)	Remark
1	10480.000	47.33	14.55	61.88	68.20	-6.32	peak
2	15720.000	40.72	16.24	56.96	74.00	-17.04	peak
3	15720.000	29.73	16.24	45.97	54.00	-8.03	AVG

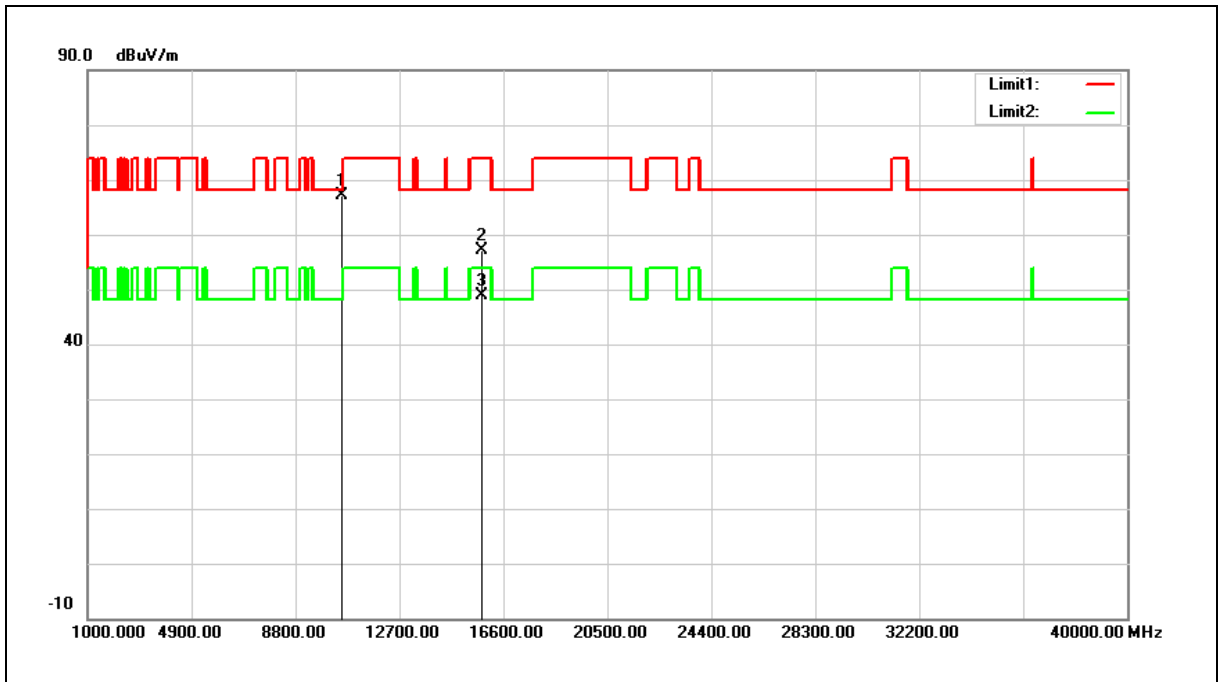
Note:1.Result (dBuV/m) = Correct Factor (dB/m) + Reading(dBuV).

2.Correction factor (dB/m) = Antenna Factor (dB/m) + Cable loss (dB) – Pre-Amplifier gain (dB).

3.When the peak results are less than average limit, so not need to evaluate the average.



Standard:	FCC Part 15.407	Test Distance:	3 m
Test item:	Harmonic		
Frequency:	5260 MHz		
Mode:	802.11a		
Ant.Polar.:	Horizontal		



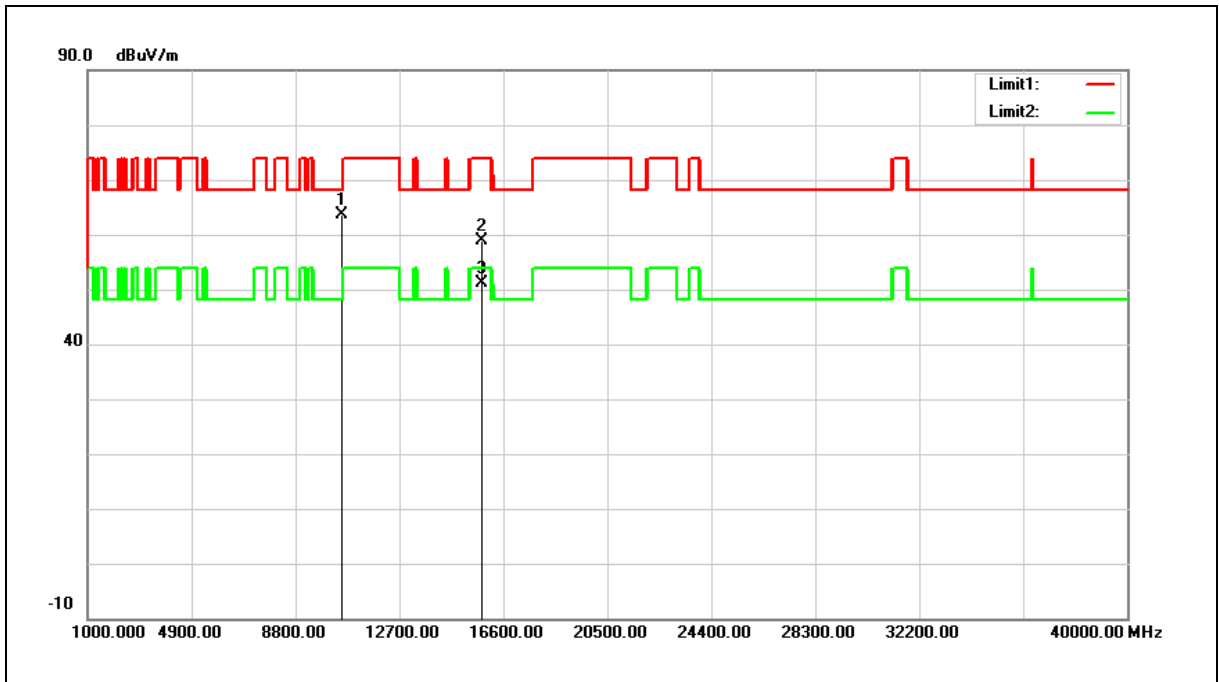
No.	Frequency (MHz)	Reading (dBuV)	Correct Factor (dB/m)	Result (dBuV/m)	Limit (dBuV/m)	Margin (dB)	Remark
1	10520.000	52.47	14.59	67.06	68.20	-1.14	peak
2	15780.000	41.17	16.06	57.23	74.00	-16.77	peak
3	15780.000	32.87	16.06	48.93	54.00	-5.07	AVG

Note:1.Result (dBuV/m) = Correct Factor (dB/m) + Reading(dBuV).

2.Correction factor (dB/m) = Antenna Factor (dB/m) + Cable loss (dB) – Pre-Amplifier gain (dB).

3.When the peak results are less than average limit, so not need to evaluate the average.

Standard:	FCC Part 15.407	Test Distance:	3 m
Test item:	Harmonic		
Frequency:	5260 MHz		
Mode:	802.11a		
Ant.Polar.:	Vertical		



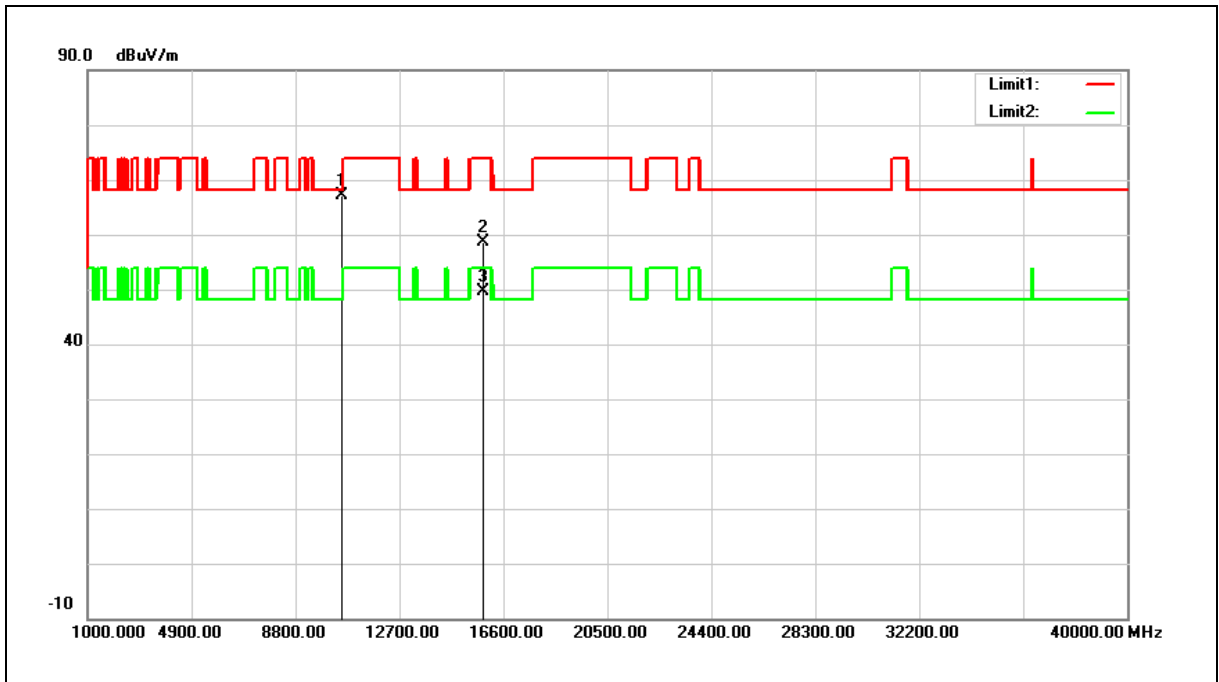
No.	Frequency (MHz)	Reading (dBuV)	Correct Factor (dB/m)	Result (dBuV/m)	Limit (dBuV/m)	Margin (dB)	Remark
1	10520.000	48.98	14.59	63.57	68.20	-4.63	peak
2	15780.000	42.72	16.06	58.78	74.00	-15.22	peak
3	15780.000	35.06	16.06	51.12	54.00	-2.88	AVG

Note: 1. Result (dBuV/m) = Correct Factor (dB/m) + Reading(dBuV).

2. Correction factor (dB/m) = Antenna Factor (dB/m) + Cable loss (dB) – Pre-Amplifier gain (dB).

3. When the peak results are less than average limit, so not need to evaluate the average.

Standard:	FCC Part 15.407	Test Distance:	3 m
Test item:	Harmonic		
Frequency:	5280 MHz		
Mode:	802.11a		
Ant.Polar.:	Horizontal		



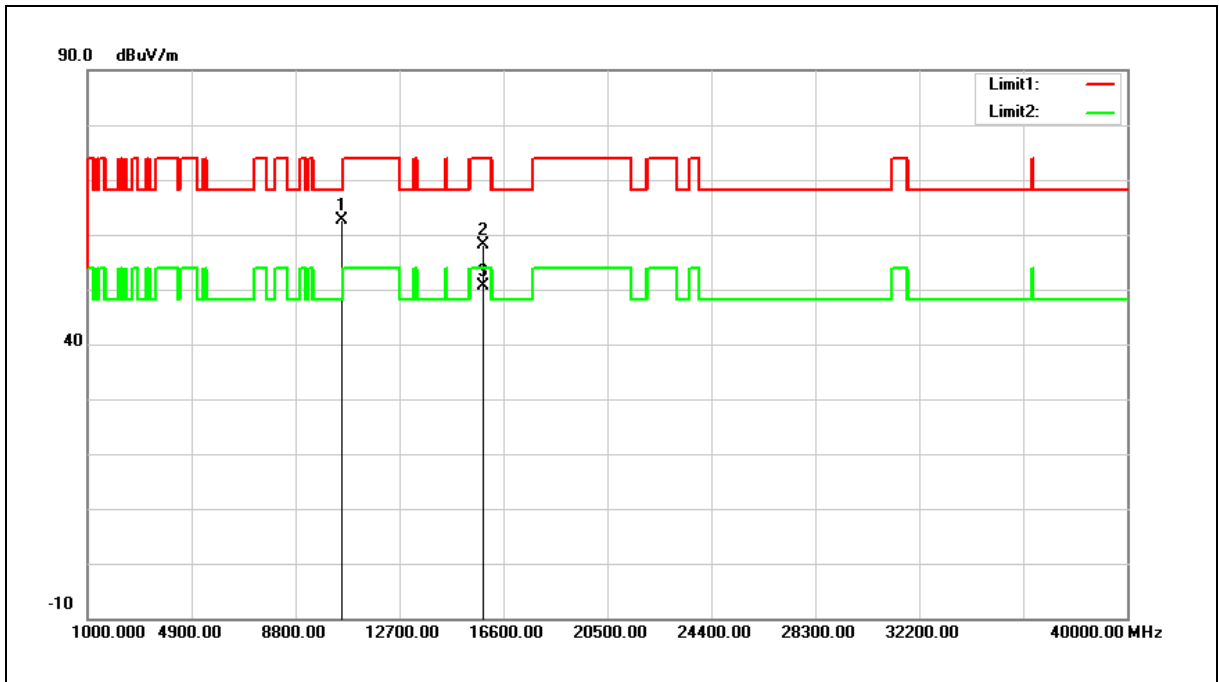
No.	Frequency (MHz)	Reading (dBuV)	Correct Factor (dB/m)	Result (dBuV/m)	Limit (dBuV/m)	Margin (dB)	Remark
1	10560.000	52.45	14.58	67.03	68.20	-1.17	peak
2	15840.000	42.73	15.85	58.58	74.00	-15.42	peak
3	15840.000	33.84	15.85	49.69	54.00	-4.31	AVG

Note:1.Result (dBuV/m) = Correct Factor (dB/m) + Reading(dBuV).

2.Correction factor (dB/m) = Antenna Factor (dB/m) + Cable loss (dB) – Pre-Amplifier gain (dB).

3.When the peak results are less than average limit, so not need to evaluate the average.

Standard:	FCC Part 15.407	Test Distance:	3 m
Test item:	Harmonic		
Frequency:	5280 MHz		
Mode:	802.11a		
Ant.Polar.:	Vertical		



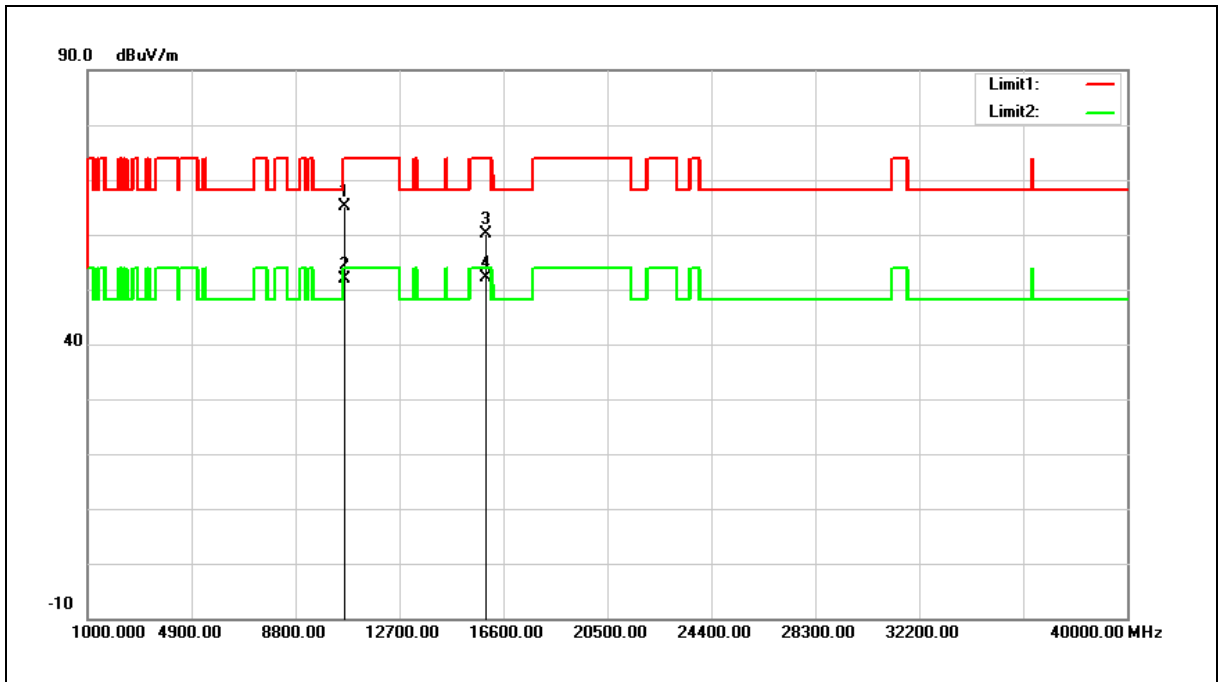
No.	Frequency (MHz)	Reading (dBuV)	Correct Factor (dB/m)	Result (dBuV/m)	Limit (dBuV/m)	Margin (dB)	Remark
1	10560.000	48.01	14.58	62.59	68.20	-5.61	peak
2	15840.000	42.17	15.85	58.02	74.00	-15.98	peak
3	15840.000	34.85	15.85	50.70	54.00	-3.30	AVG

Note:1.Result (dBuV/m) = Correct Factor (dB/m) + Reading(dBuV).

2.Correction factor (dB/m) = Antenna Factor (dB/m) + Cable loss (dB) – Pre-Amplifier gain (dB).

3.When the peak results are less than average limit, so not need to evaluate the average.

Standard:	FCC Part 15.407	Test Distance:	3 m
Test item:	Harmonic		
Frequency:	5320 MHz		
Mode:	802.11a		
Ant.Polar.:	Horizontal		



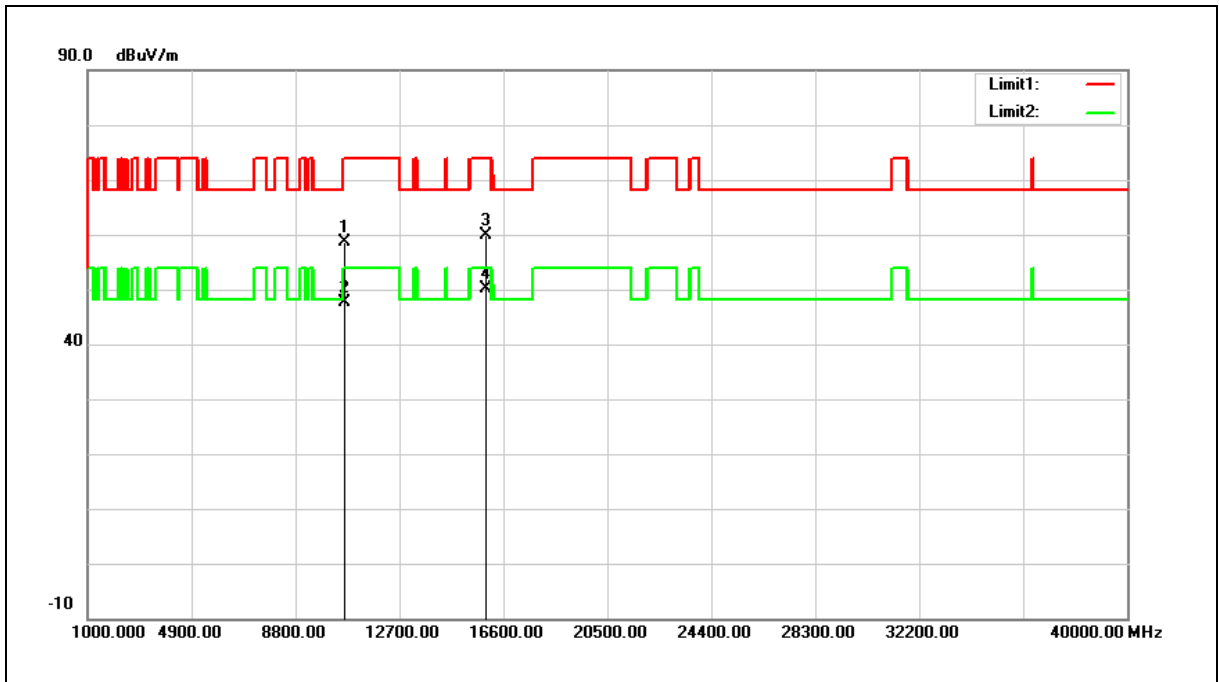
No.	Frequency (MHz)	Reading (dBuV)	Correct Factor (dB/m)	Result (dBuV/m)	Limit (dBuV/m)	Margin (dB)	Remark
1	10640.000	50.62	14.56	65.18	74.00	-8.82	peak
2	10640.000	37.29	14.56	51.85	54.00	-2.15	AVG
3	15960.000	44.72	15.44	60.16	74.00	-13.84	peak
4	15960.000	36.72	15.44	52.16	54.00	-1.84	AVG

Note:1.Result (dBuV/m) = Correct Factor (dB/m) + Reading(dBuV).

2.Correction factor (dB/m) = Antenna Factor (dB/m) + Cable loss (dB) – Pre-Amplifier gain (dB).

3.When the peak results are less than average limit, so not need to evaluate the average.

Standard:	FCC Part 15.407	Test Distance:	3 m
Test item:	Harmonic		
Frequency:	5320 MHz		
Mode:	802.11a		
Ant.Polar.:	Vertical		



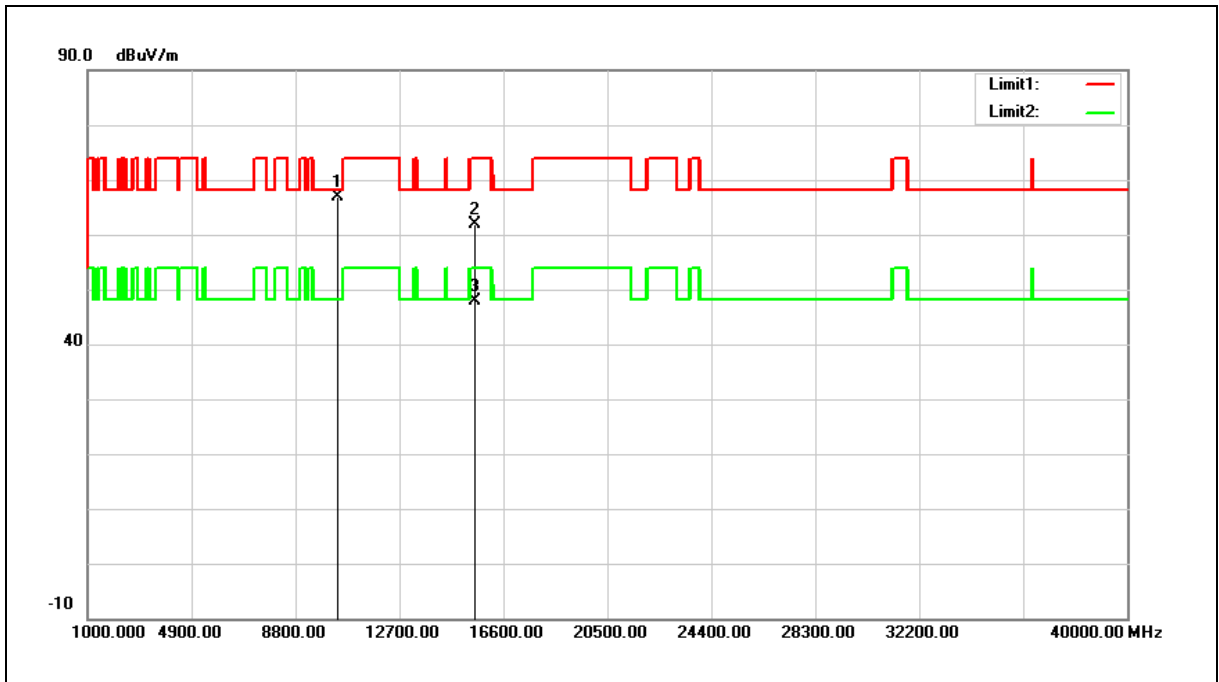
No.	Frequency (MHz)	Reading (dBuV)	Correct Factor (dB/m)	Result (dBuV/m)	Limit (dBuV/m)	Margin (dB)	Remark
1	10640.000	44.03	14.56	58.59	74.00	-15.41	peak
2	10640.000	33.04	14.56	47.60	54.00	-6.40	AVG
3	15960.000	44.50	15.44	59.94	74.00	-14.06	peak
4	15960.000	34.79	15.44	50.23	54.00	-3.77	AVG

Note:1.Result (dBuV/m) = Correct Factor (dB/m) + Reading(dBuV).

2.Correction factor (dB/m) = Antenna Factor (dB/m) + Cable loss (dB) – Pre-Amplifier gain (dB).

3.When the peak results are less than average limit, so not need to evaluate the average.

Standard:	FCC Part 15.407	Test Distance:	3 m
Test item:	Harmonic		
Frequency:	5180 MHz		
Mode:	802.11ax HE20		
Ant.Polar.:	Horizontal		



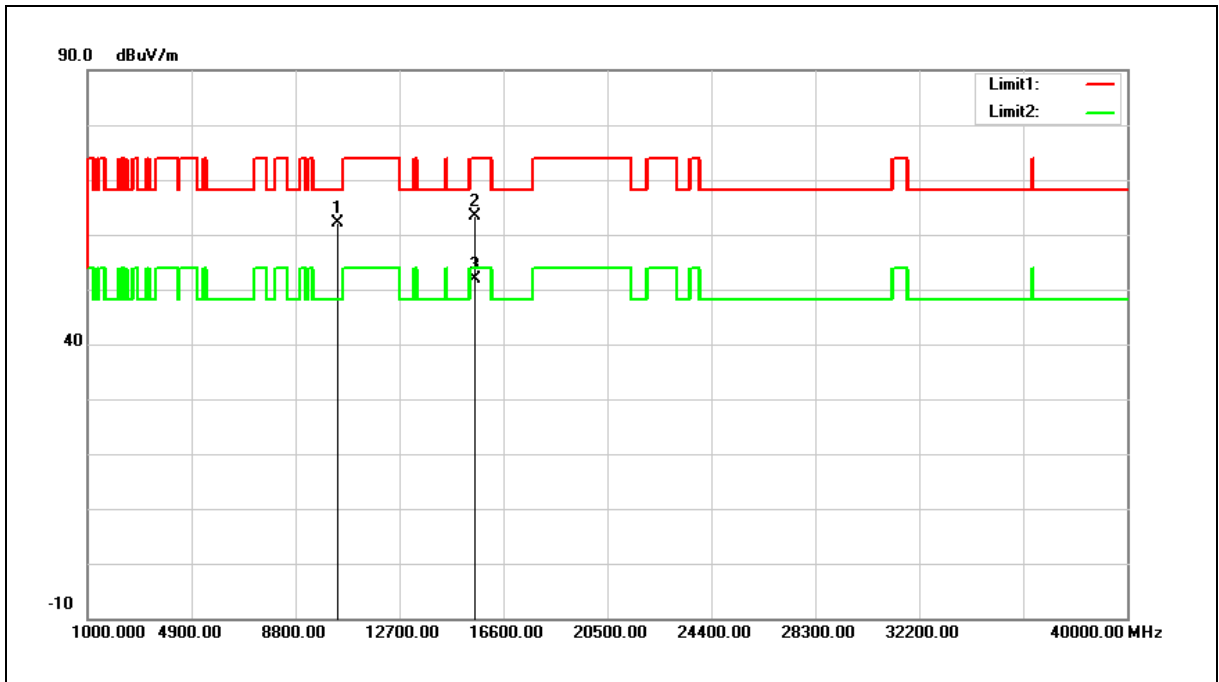
No.	Frequency (MHz)	Reading (dBuV)	Correct Factor (dB/m)	Result (dBuV/m)	Limit (dBuV/m)	Margin (dB)	Remark
1	10360.000	52.71	14.29	67.00	68.20	-1.20	peak
2	15540.000	44.93	16.86	61.79	74.00	-12.21	peak
3	15540.000	31.02	16.86	47.88	54.00	-6.12	AVG

Note:1.Result (dBuV/m) = Correct Factor (dB/m) + Reading(dBuV).

2.Correction factor (dB/m) = Antenna Factor (dB/m) + Cable loss (dB) – Pre-Amplifier gain (dB).

3.When the peak results are less than average limit, so not need to evaluate the average.

Standard:	FCC Part 15.407	Test Distance:	3 m
Test item:	Harmonic		
Frequency:	5180 MHz		
Mode:	802.11ax HE20		
Ant.Polar.:	Vertical		



No.	Frequency (MHz)	Reading (dBuV)	Correct Factor (dB/m)	Result (dBuV/m)	Limit (dBuV/m)	Margin (dB)	Remark
1	10360.000	47.90	14.29	62.19	68.20	-6.01	peak
2	15540.000	46.55	16.86	63.41	74.00	-10.59	peak
3	15540.000	34.90	16.86	51.76	54.00	-2.24	AVG

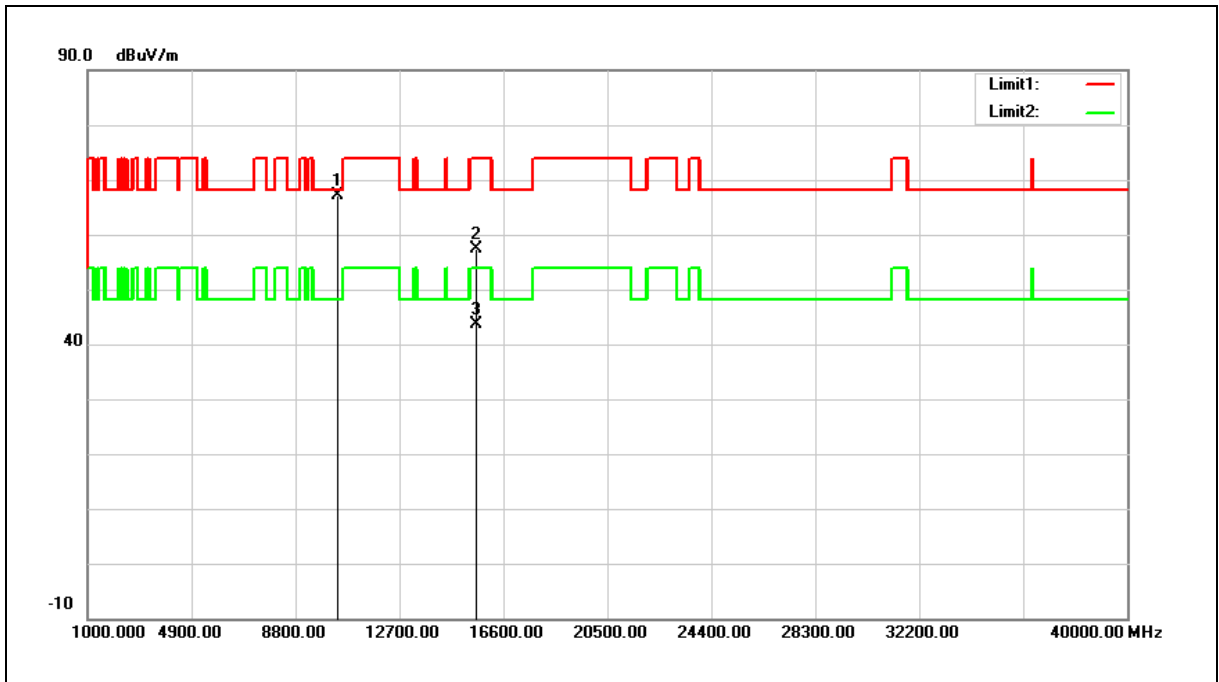
Note:1.Result (dBuV/m) = Correct Factor (dB/m) + Reading(dBuV).

2.Correction factor (dB/m) = Antenna Factor (dB/m) + Cable loss (dB) – Pre-Amplifier gain (dB).

3.When the peak results are less than average limit, so not need to evaluate the average.



Standard:	FCC Part 15.407	Test Distance:	3 m
Test item:	Harmonic		
Frequency:	5200 MHz		
Mode:	802.11ax HE20		
Ant.Polar.:	Horizontal		



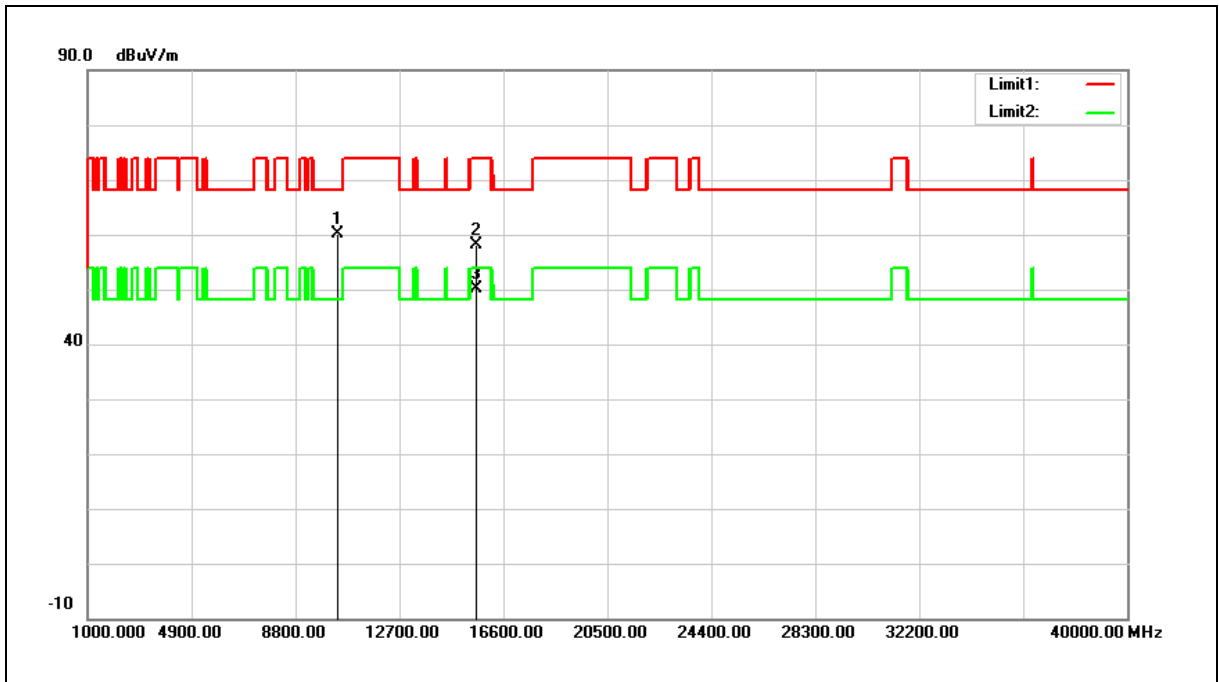
No.	Frequency (MHz)	Reading (dBuV)	Correct Factor (dB/m)	Result (dBuV/m)	Limit (dBuV/m)	Margin (dB)	Remark
1	10400.000	52.65	14.38	67.03	68.20	-1.17	peak
2	15600.000	40.76	16.65	57.41	74.00	-16.59	peak
3	15600.000	27.08	16.65	43.73	54.00	-10.27	AVG

Note:1.Result (dBuV/m) = Correct Factor (dB/m) + Reading(dBuV).

2.Correction factor (dB/m) = Antenna Factor (dB/m) + Cable loss (dB) – Pre-Amplifier gain (dB).

3.When the peak results are less than average limit, so not need to evaluate the average.

Standard:	FCC Part 15.407	Test Distance:	3 m
Test item:	Harmonic		
Frequency:	5200 MHz		
Mode:	802.11ax HE20		
Ant.Polar.:	Vertical		



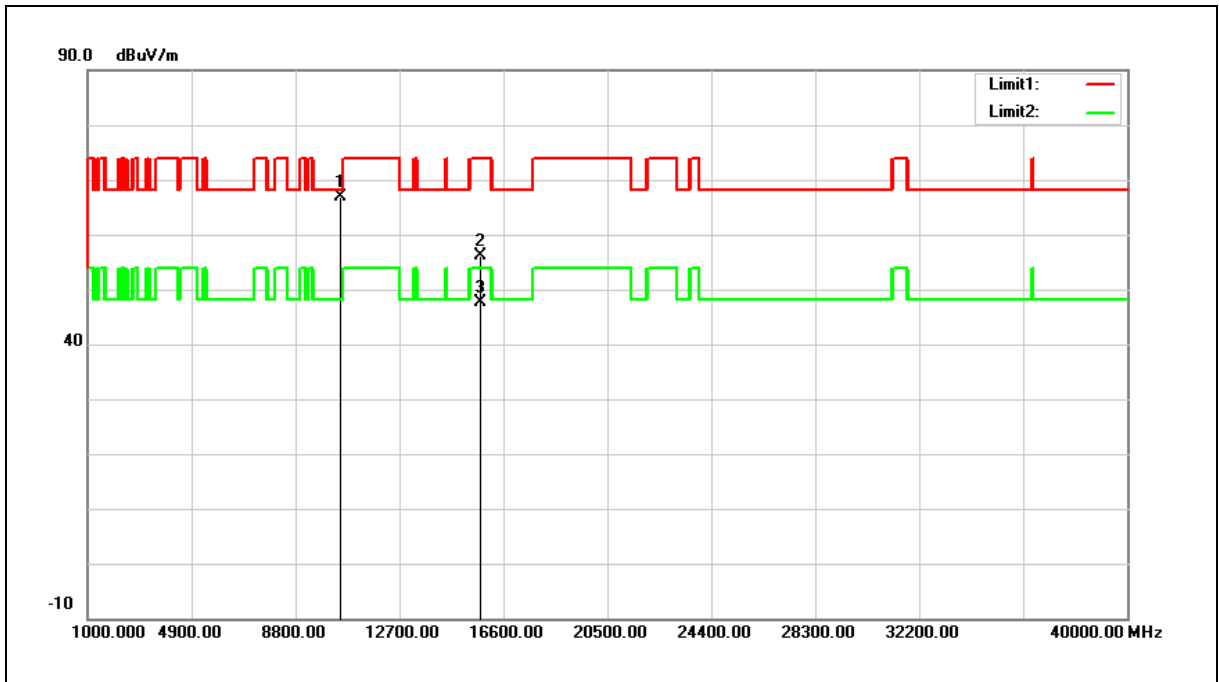
No.	Frequency (MHz)	Reading (dBuV)	Correct Factor (dB/m)	Result (dBuV/m)	Limit (dBuV/m)	Margin (dB)	Remark
1	10400.000	45.82	14.38	60.20	68.20	-8.00	peak
2	15600.000	41.56	16.65	58.21	74.00	-15.79	peak
3	15600.000	33.46	16.65	50.11	54.00	-3.89	AVG

Note:1.Result (dBuV/m) = Correct Factor (dB/m) + Reading(dBuV).

2.Correction factor (dB/m) = Antenna Factor (dB/m) + Cable loss (dB) – Pre-Amplifier gain (dB).

3.When the peak results are less than average limit, so not need to evaluate the average.

Standard:	FCC Part 15.407	Test Distance:	3 m
Test item:	Harmonic		
Frequency:	5240 MHz		
Mode:	802.11ax HE20		
Ant.Polar.:	Horizontal		



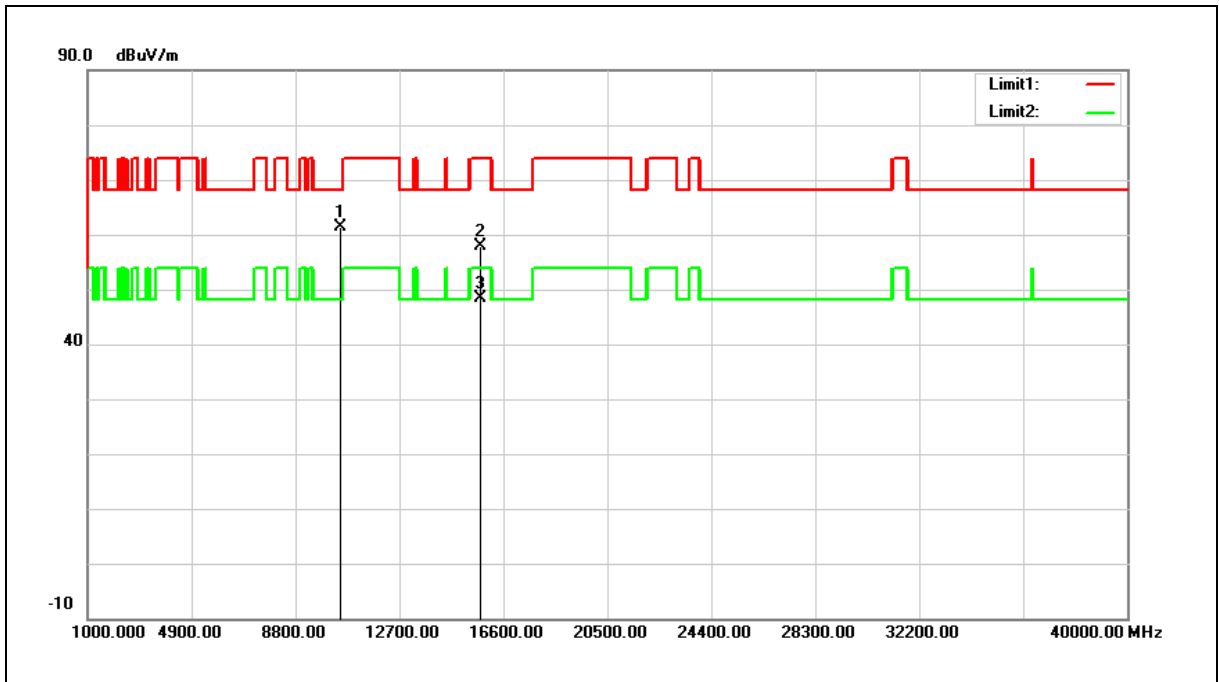
No.	Frequency (MHz)	Reading (dBuV)	Correct Factor (dB/m)	Result (dBuV/m)	Limit (dBuV/m)	Margin (dB)	Remark
1	10480.000	52.38	14.55	66.93	68.20	-1.27	peak
2	15720.000	40.00	16.24	56.24	74.00	-17.76	peak
3	15720.000	31.43	16.24	47.67	54.00	-6.33	AVG

Note:1.Result (dBuV/m) = Correct Factor (dB/m) + Reading(dBuV).

2.Correction factor (dB/m) = Antenna Factor (dB/m) + Cable loss (dB) – Pre-Amplifier gain (dB).

3.When the peak results are less than average limit, so not need to evaluate the average.

Standard:	FCC Part 15.407	Test Distance:	3 m
Test item:	Harmonic		
Frequency:	5240 MHz		
Mode:	802.11ax HE20		
Ant.Polar.:	Vertical		



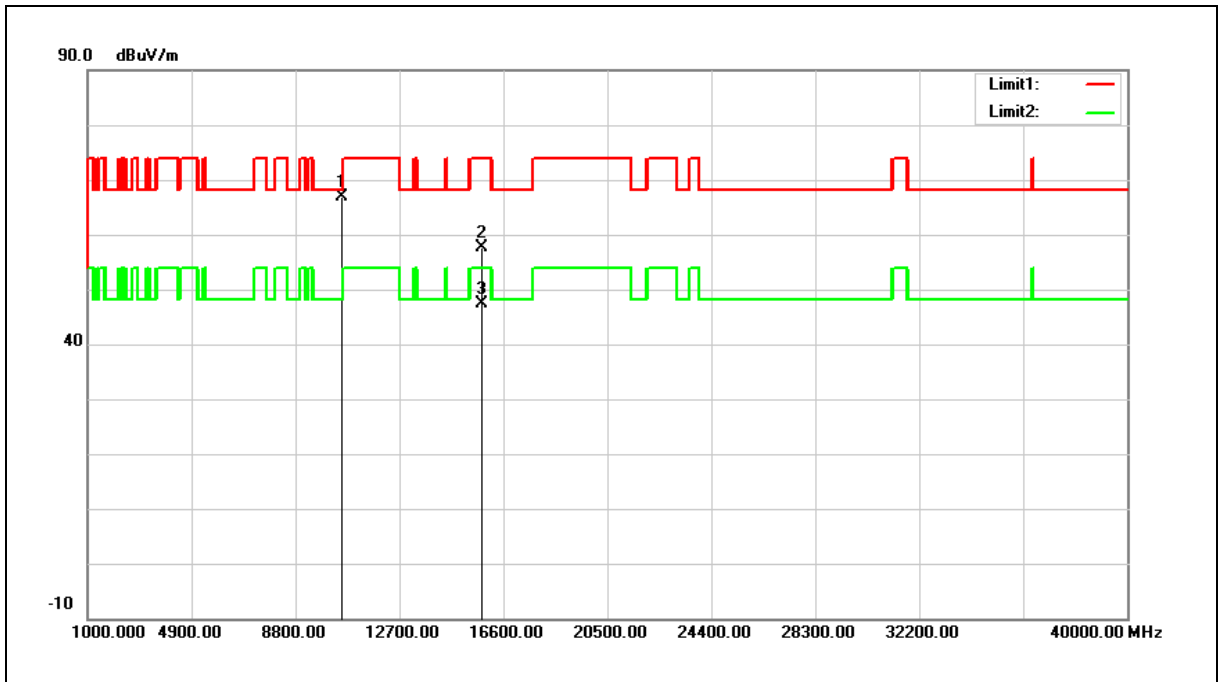
No.	Frequency (MHz)	Reading (dBuV)	Correct Factor (dB/m)	Result (dBuV/m)	Limit (dBuV/m)	Margin (dB)	Remark
1	10480.000	46.84	14.55	61.39	68.20	-6.81	peak
2	15720.000	41.55	16.24	57.79	74.00	-16.21	peak
3	15720.000	32.09	16.24	48.33	54.00	-5.67	AVG

Note:1.Result (dBuV/m) = Correct Factor (dB/m) + Reading(dBuV).

2.Correction factor (dB/m) = Antenna Factor (dB/m) + Cable loss (dB) – Pre-Amplifier gain (dB).

3.When the peak results are less than average limit, so not need to evaluate the average.

Standard:	FCC Part 15.407	Test Distance:	3 m
Test item:	Harmonic		
Frequency:	5260 MHz		
Mode:	802.11ax HE20		
Ant.Polar.:	Horizontal		



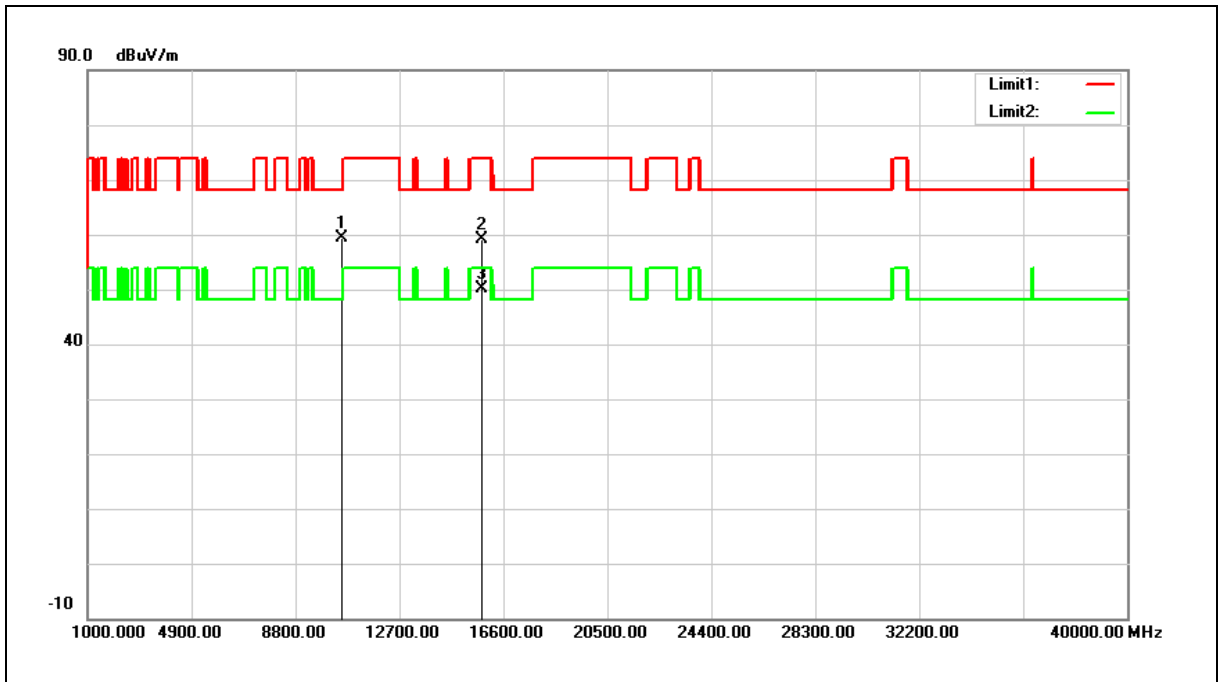
No.	Frequency (MHz)	Reading (dBuV)	Correct Factor (dB/m)	Result (dBuV/m)	Limit (dBuV/m)	Margin (dB)	Remark
1	10520.000	52.35	14.59	66.94	68.20	-1.26	peak
2	15780.000	41.67	16.06	57.73	74.00	-16.27	peak
3	15780.000	31.42	16.06	47.48	54.00	-6.52	AVG

Note: 1. Result (dBuV/m) = Correct Factor (dB/m) + Reading (dBuV).

2. Correction factor (dB/m) = Antenna Factor (dB/m) + Cable loss (dB) – Pre-Amplifier gain (dB).

3. When the peak results are less than average limit, so not need to evaluate the average.

Standard:	FCC Part 15.407	Test Distance:	3 m
Test item:	Harmonic		
Frequency:	5260 MHz		
Mode:	802.11ax HE20		
Ant.Polar.:	Vertical		



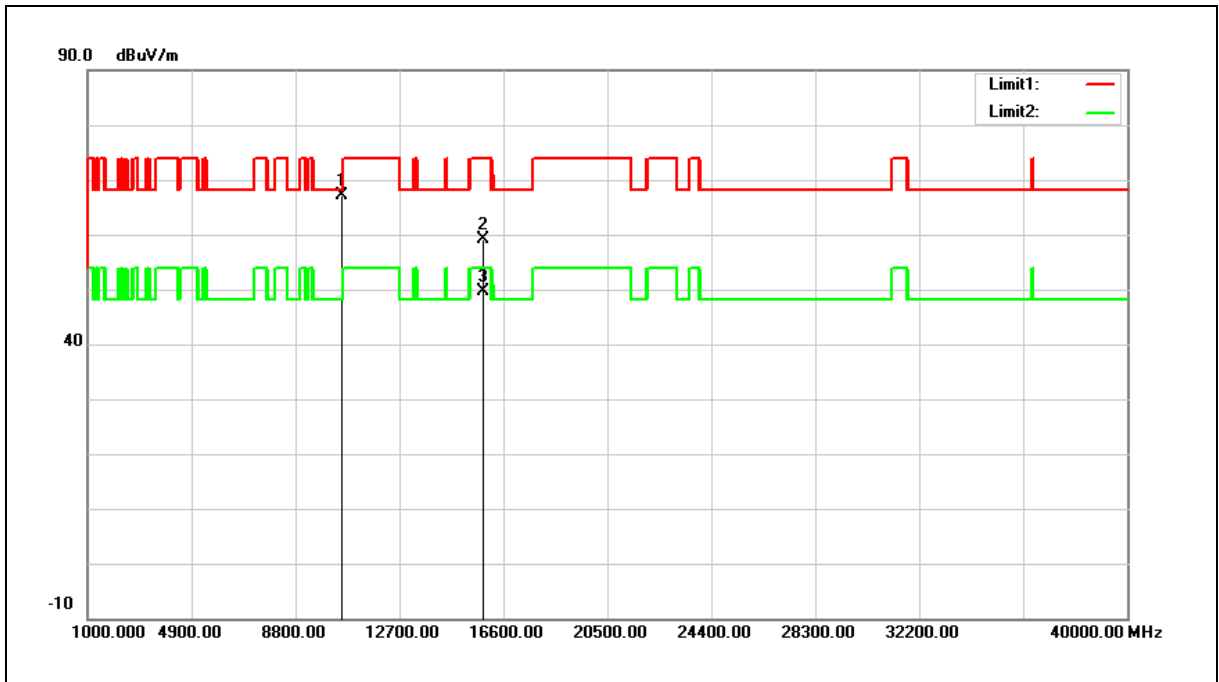
No.	Frequency (MHz)	Reading (dBuV)	Correct Factor (dB/m)	Result (dBuV/m)	Limit (dBuV/m)	Margin (dB)	Remark
1	10520.000	44.89	14.59	59.48	68.20	-8.72	peak
2	15780.000	42.97	16.06	59.03	74.00	-14.97	peak
3	15780.000	34.03	16.06	50.09	54.00	-3.91	AVG

Note: 1. Result (dBuV/m) = Correct Factor (dB/m) + Reading(dBuV).

2. Correction factor (dB/m) = Antenna Factor (dB/m) + Cable loss (dB) – Pre-Amplifier gain (dB).

3. When the peak results are less than average limit, so not need to evaluate the average.

Standard:	FCC Part 15.407	Test Distance:	3 m
Test item:	Harmonic		
Frequency:	5280 MHz		
Mode:	802.11ax HE20		
Ant.Polar.:	Horizontal		



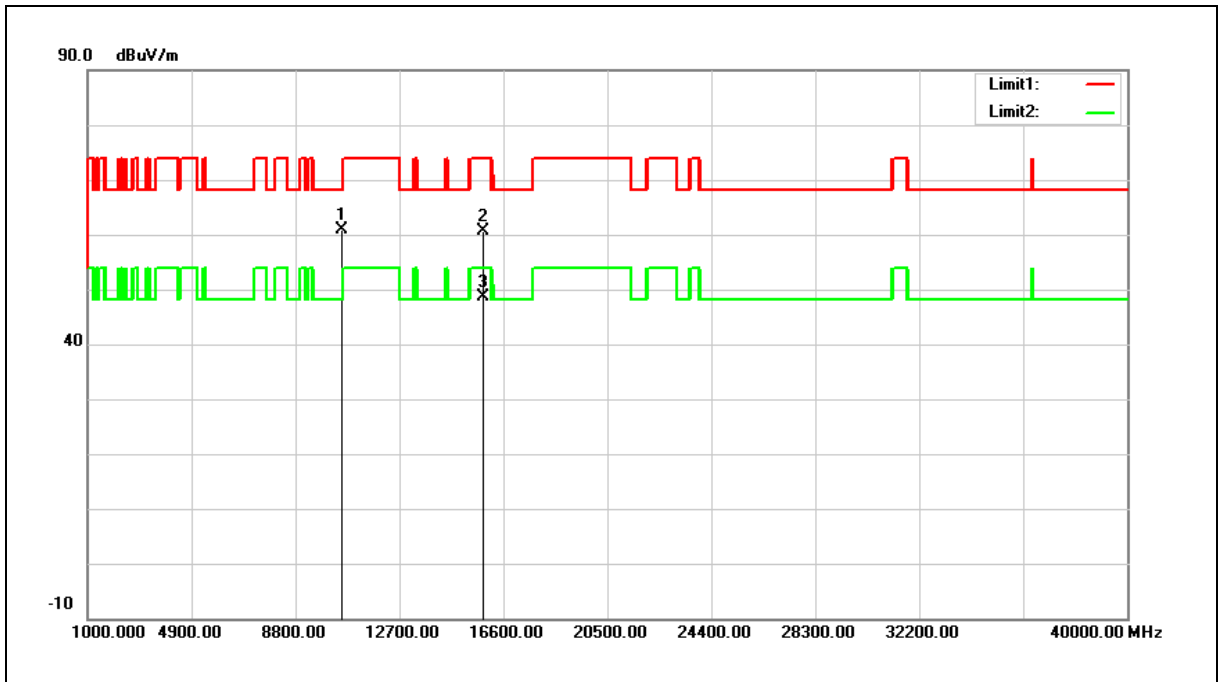
No.	Frequency (MHz)	Reading (dBuV)	Correct Factor (dB/m)	Result (dBuV/m)	Limit (dBuV/m)	Margin (dB)	Remark
1	10560.000	52.53	14.58	67.11	68.20	-1.09	peak
2	15840.000	43.32	15.85	59.17	74.00	-14.83	peak
3	15840.000	33.73	15.85	49.58	54.00	-4.42	AVG

Note:1.Result (dBuV/m) = Correct Factor (dB/m) + Reading(dBuV).

2.Correction factor (dB/m) = Antenna Factor (dB/m) + Cable loss (dB) – Pre-Amplifier gain (dB).

3.When the peak results are less than average limit, so not need to evaluate the average.

Standard:	FCC Part 15.407	Test Distance:	3 m
Test item:	Harmonic		
Frequency:	5280 MHz		
Mode:	802.11ax HE20		
Ant.Polar.:	Vertical		



No.	Frequency (MHz)	Reading (dBuV)	Correct Factor (dB/m)	Result (dBuV/m)	Limit (dBuV/m)	Margin (dB)	Remark
1	10560.000	46.39	14.58	60.97	68.20	-7.23	peak
2	15840.000	44.89	15.85	60.74	74.00	-13.26	peak
3	15840.000	32.81	15.85	48.66	54.00	-5.34	AVG

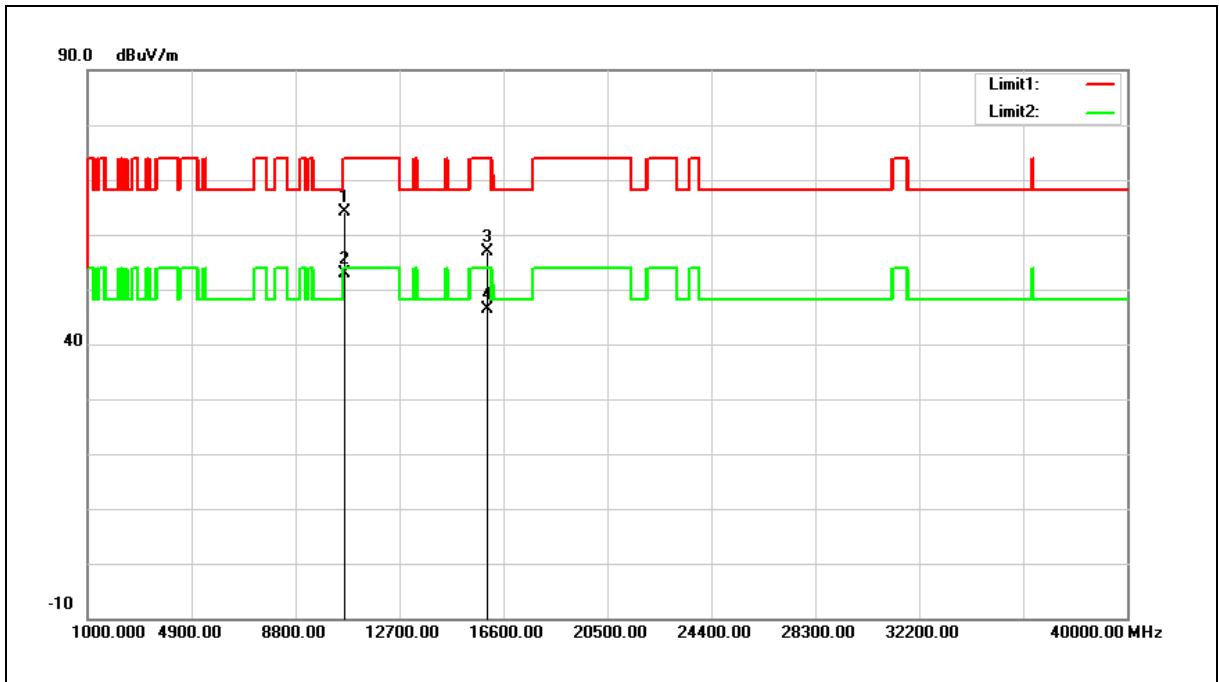
Note:1.Result (dBuV/m) = Correct Factor (dB/m) + Reading(dBuV).

2.Correction factor (dB/m) = Antenna Factor (dB/m) + Cable loss (dB) – Pre-Amplifier gain (dB).

3.When the peak results are less than average limit, so not need to evaluate the average.



Standard:	FCC Part 15.407	Test Distance:	3 m
Test item:	Harmonic		
Frequency:	5320 MHz		
Mode:	802.11ax HE20		
Ant.Polar.:	Horizontal		



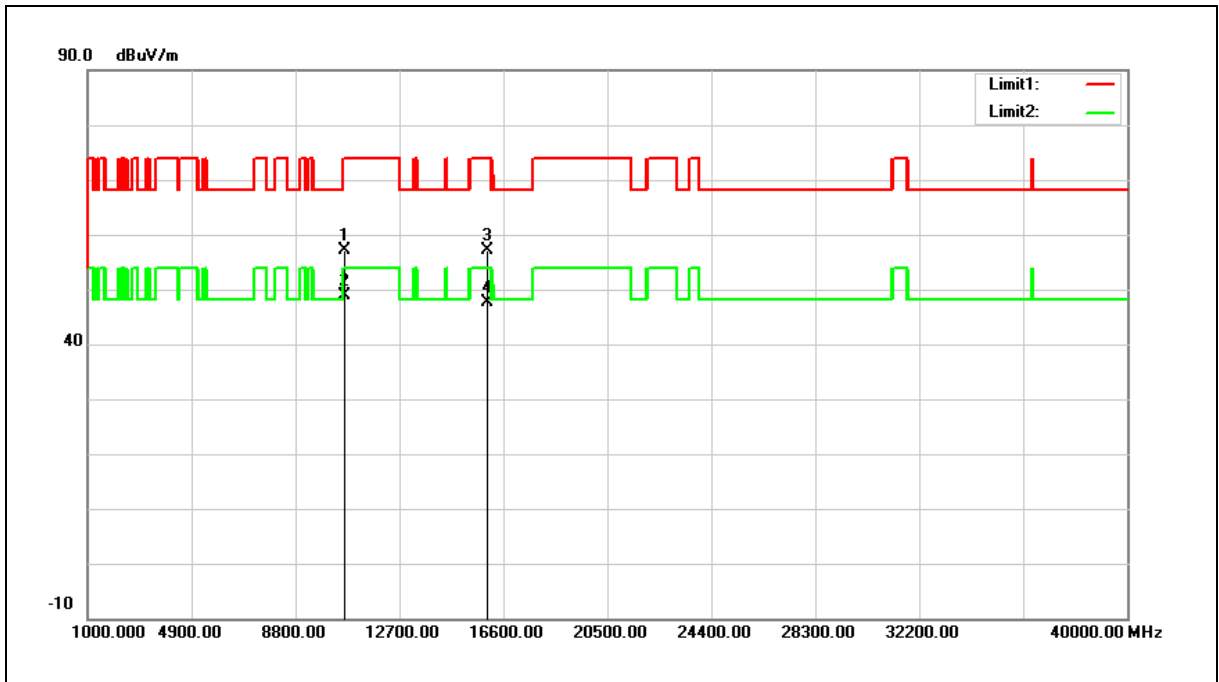
No.	Frequency (MHz)	Reading (dBuV)	Correct Factor (dB/m)	Result (dBuV/m)	Limit (dBuV/m)	Margin (dB)	Remark
1	10640.000	49.61	14.56	64.17	74.00	-9.83	peak
2	10640.000	38.36	14.56	52.92	54.00	-1.08	AVG
3	15960.000	41.42	15.44	56.86	74.00	-17.14	peak
4	15960.000	31.05	15.44	46.49	54.00	-7.51	AVG

Note:1.Result (dBuV/m) = Correct Factor (dB/m) + Reading(dBuV).

2.Correction factor (dB/m) = Antenna Factor (dB/m) + Cable loss (dB) – Pre-Amplifier gain (dB).

3.When the peak results are less than average limit, so not need to evaluate the average.

Standard:	FCC Part 15.407	Test Distance:	3 m
Test item:	Harmonic		
Frequency:	5320 MHz		
Mode:	802.11ax HE20		
Ant.Polar.:	Vertical		



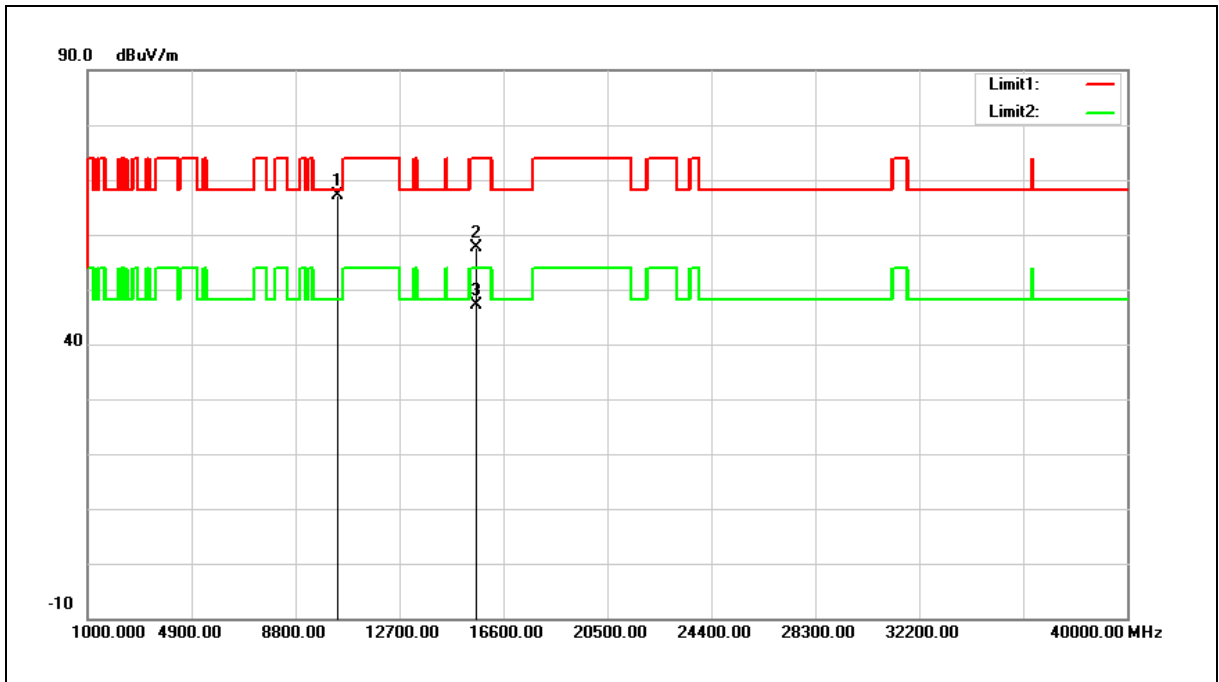
No.	Frequency (MHz)	Reading (dBuV)	Correct Factor (dB/m)	Result (dBuV/m)	Limit (dBuV/m)	Margin (dB)	Remark
1	10640.000	42.48	14.56	57.04	74.00	-16.96	peak
2	10640.000	34.33	14.56	48.89	54.00	-5.11	AVG
3	15960.000	41.75	15.44	57.19	74.00	-16.81	peak
4	15960.000	32.16	15.44	47.60	54.00	-6.40	AVG

Note:1.Result (dBuV/m) = Correct Factor (dB/m) + Reading(dBuV).

2.Correction factor (dB/m) = Antenna Factor (dB/m) + Cable loss (dB) – Pre-Amplifier gain (dB).

3.When the peak results are less than average limit, so not need to evaluate the average.

Standard:	FCC Part 15.407	Test Distance:	3 m
Test item:	Harmonic		
Frequency:	5190 MHz		
Mode:	802.11ax HE40		
Ant.Polar.:	Horizontal		



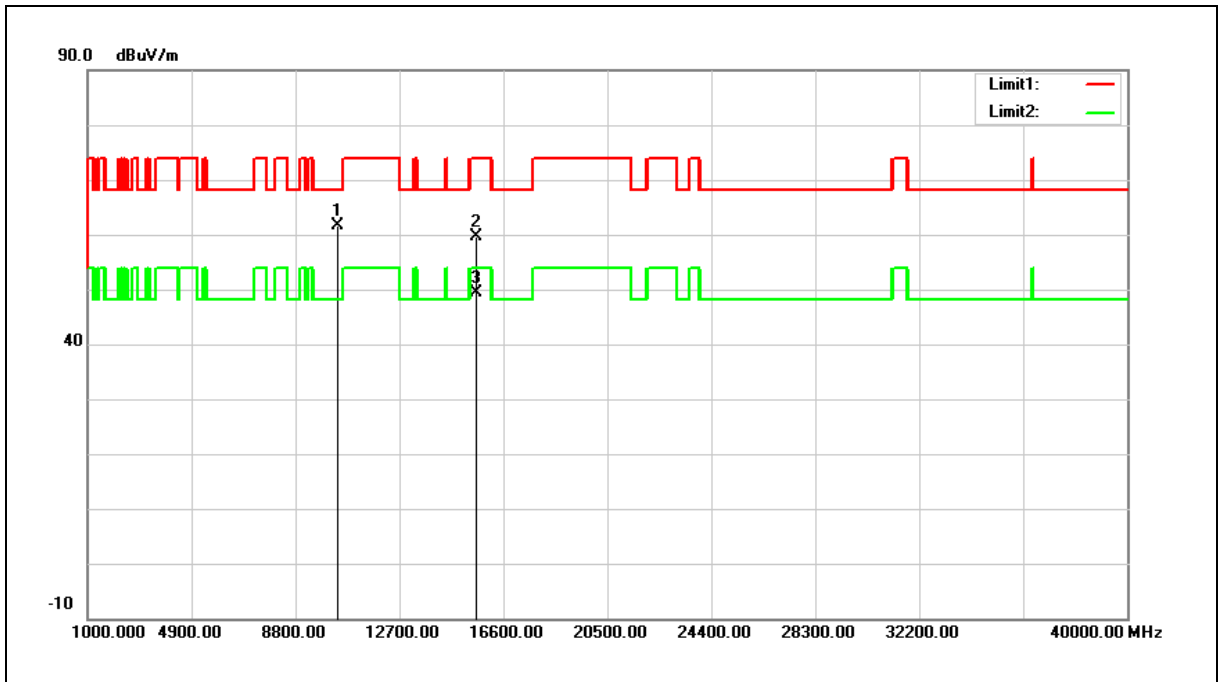
No.	Frequency (MHz)	Reading (dBuV)	Correct Factor (dB/m)	Result (dBuV/m)	Limit (dBuV/m)	Margin (dB)	Remark
1	10380.000	52.66	14.35	67.01	68.20	-1.19	peak
2	15570.000	40.98	16.75	57.73	74.00	-16.27	peak
3	15570.000	30.49	16.75	47.24	54.00	-6.76	AVG

Note:1.Result (dBuV/m) = Correct Factor (dB/m) + Reading(dBuV).

2.Correction factor (dB/m) = Antenna Factor (dB/m) + Cable loss (dB) – Pre-Amplifier gain (dB).

3.When the peak results are less than average limit, so not need to evaluate the average.

Standard:	FCC Part 15.407	Test Distance:	3 m
Test item:	Harmonic		
Frequency:	5190 MHz		
Mode:	802.11ax HE40		
Ant.Polar.:	Vertical		



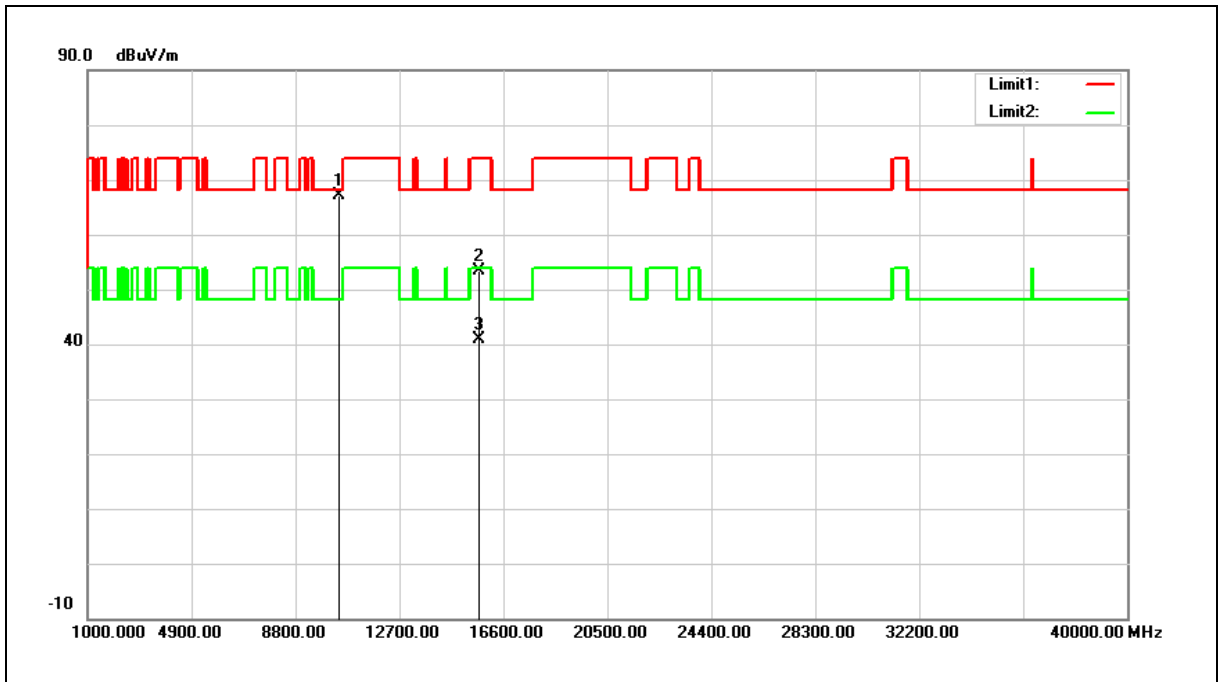
No.	Frequency (MHz)	Reading (dBuV)	Correct Factor (dB/m)	Result (dBuV/m)	Limit (dBuV/m)	Margin (dB)	Remark
1	10380.000	47.37	14.35	61.72	68.20	-6.48	peak
2	15570.000	42.86	16.75	59.61	74.00	-14.39	peak
3	15570.000	32.65	16.75	49.40	54.00	-4.60	AVG

Note:1.Result (dBuV/m) = Correct Factor (dB/m) + Reading(dBuV).

2.Correction factor (dB/m) = Antenna Factor (dB/m) + Cable loss (dB) – Pre-Amplifier gain (dB).

3.When the peak results are less than average limit, so not need to evaluate the average.

Standard:	FCC Part 15.407	Test Distance:	3 m
Test item:	Harmonic		
Frequency:	5230 MHz		
Mode:	802.11ax HE40		
Ant.Polar.:	Horizontal		



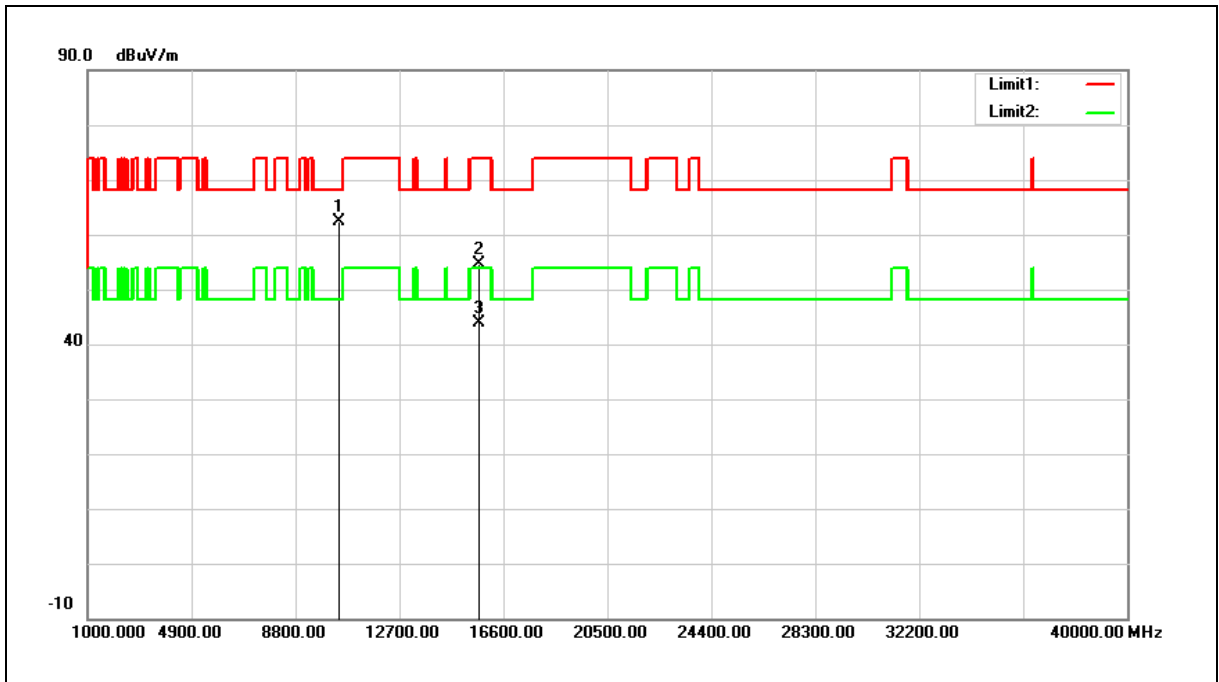
No.	Frequency (MHz)	Reading (dBuV)	Correct Factor (dB/m)	Result (dBuV/m)	Limit (dBuV/m)	Margin (dB)	Remark
1	10460.000	52.66	14.51	67.17	68.20	-1.03	peak
2	15690.000	36.92	16.35	53.27	74.00	-20.73	peak
3	15690.000	24.64	16.35	40.99	54.00	-13.01	AVG

Note:1.Result (dBuV/m) = Correct Factor (dB/m) + Reading(dBuV).

2.Correction factor (dB/m) = Antenna Factor (dB/m) + Cable loss (dB) – Pre-Amplifier gain (dB).

3.When the peak results are less than average limit, so not need to evaluate the average.

Standard:	FCC Part 15.407	Test Distance:	3 m
Test item:	Harmonic		
Frequency:	5230 MHz		
Mode:	802.11ax HE40		
Ant.Polar.:	Vertical		



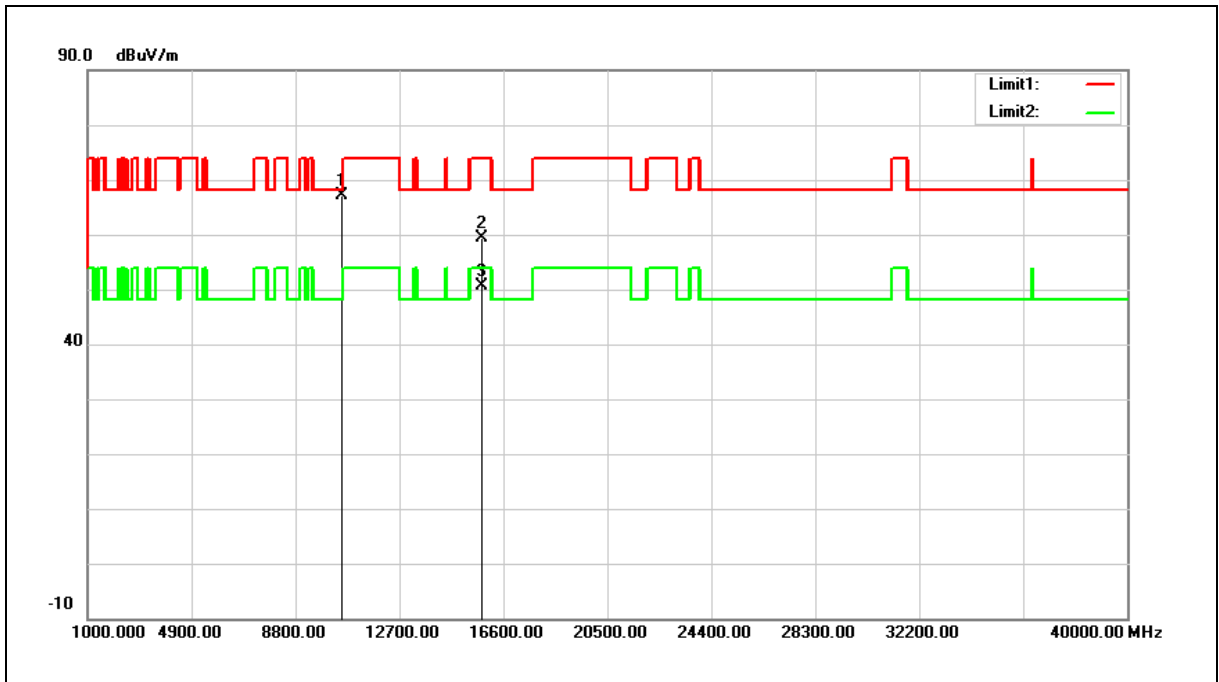
No.	Frequency (MHz)	Reading (dBuV)	Correct Factor (dB/m)	Result (dBuV/m)	Limit (dBuV/m)	Margin (dB)	Remark
1	10460.000	47.98	14.51	62.49	68.20	-5.71	peak
2	15690.000	38.37	16.35	54.72	74.00	-19.28	peak
3	15690.000	27.44	16.35	43.79	54.00	-10.21	AVG

Note:1.Result (dBuV/m) = Correct Factor (dB/m) + Reading(dBuV).

2.Correction factor (dB/m) = Antenna Factor (dB/m) + Cable loss (dB) – Pre-Amplifier gain (dB).

3.When the peak results are less than average limit, so not need to evaluate the average.

Standard:	FCC Part 15.407	Test Distance:	3 m
Test item:	Harmonic		
Frequency:	5270 MHz		
Mode:	802.11ax HE40		
Ant.Polar.:	Horizontal		



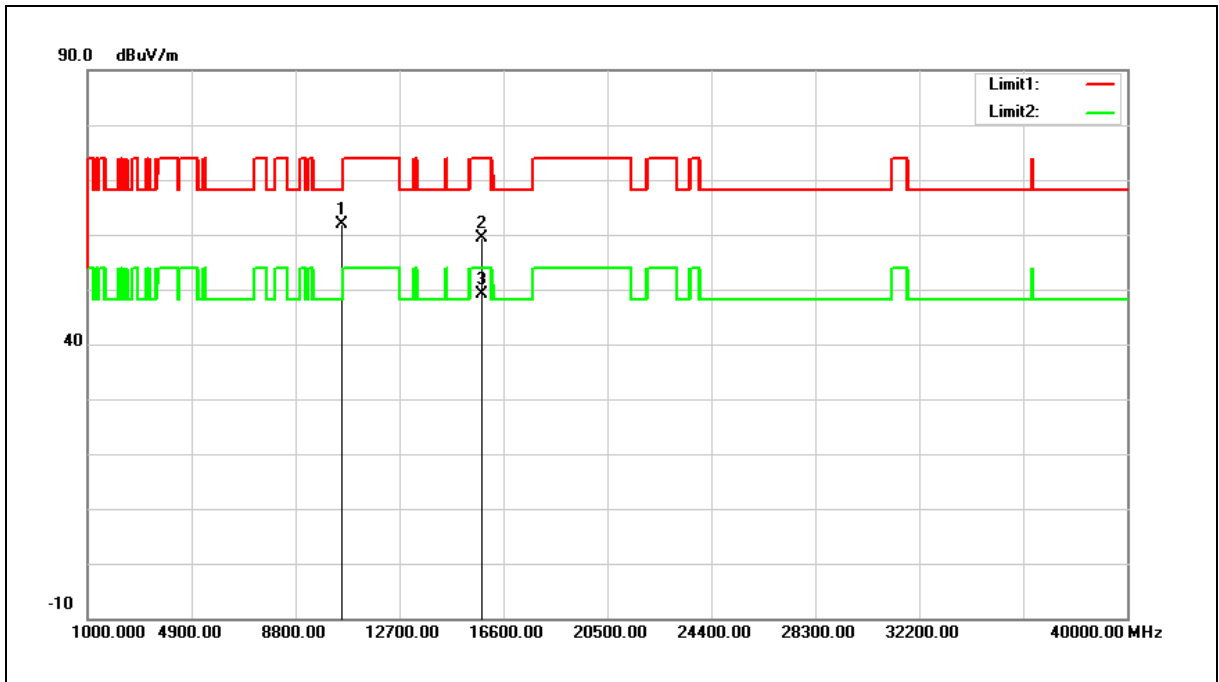
No.	Frequency (MHz)	Reading (dBuV)	Correct Factor (dB/m)	Result (dBuV/m)	Limit (dBuV/m)	Margin (dB)	Remark
1	10540.000	52.52	14.58	67.10	68.20	-1.10	peak
2	15810.000	43.45	15.95	59.40	74.00	-14.60	peak
3	15810.000	34.75	15.95	50.70	54.00	-3.30	AVG

Note:1.Result (dBuV/m) = Correct Factor (dB/m) + Reading(dBuV).

2.Correction factor (dB/m) = Antenna Factor (dB/m) + Cable loss (dB) – Pre-Amplifier gain (dB).

3.When the peak results are less than average limit, so not need to evaluate the average.

Standard:	FCC Part 15.407	Test Distance:	3 m
Test item:	Harmonic		
Frequency:	5270 MHz		
Mode:	802.11ax HE40		
Ant.Polar.:	Vertical		



No.	Frequency (MHz)	Reading (dBuV)	Correct Factor (dB/m)	Result (dBuV/m)	Limit (dBuV/m)	Margin (dB)	Remark
1	10540.000	47.24	14.58	61.82	68.20	-6.38	peak
2	15810.000	43.51	15.95	59.46	74.00	-14.54	peak
3	15810.000	33.20	15.95	49.15	54.00	-4.85	AVG

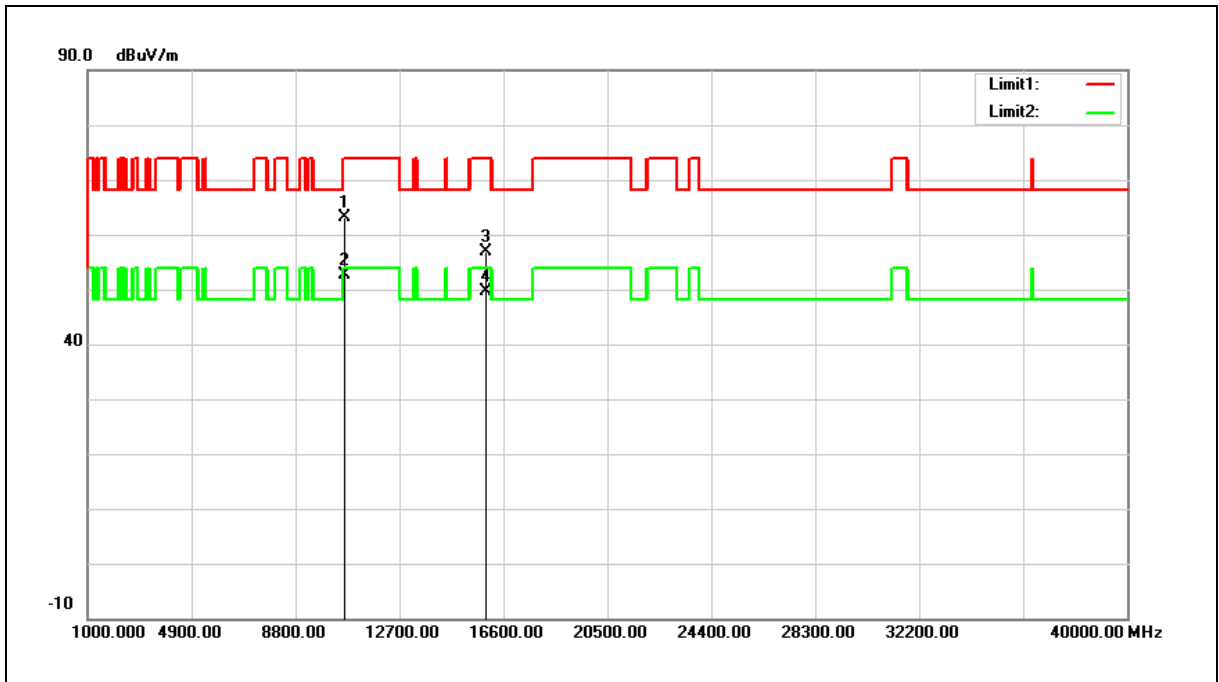
Note:1.Result (dBuV/m) = Correct Factor (dB/m) + Reading(dBuV).

2.Correction factor (dB/m) = Antenna Factor (dB/m) + Cable loss (dB) – Pre-Amplifier gain (dB).

3.When the peak results are less than average limit, so not need to evaluate the average.



Standard:	FCC Part 15.407	Test Distance:	3 m
Test item:	Harmonic		
Frequency:	5310 MHz		
Mode:	802.11ax HE40		
Ant.Polar.:	Horizontal		



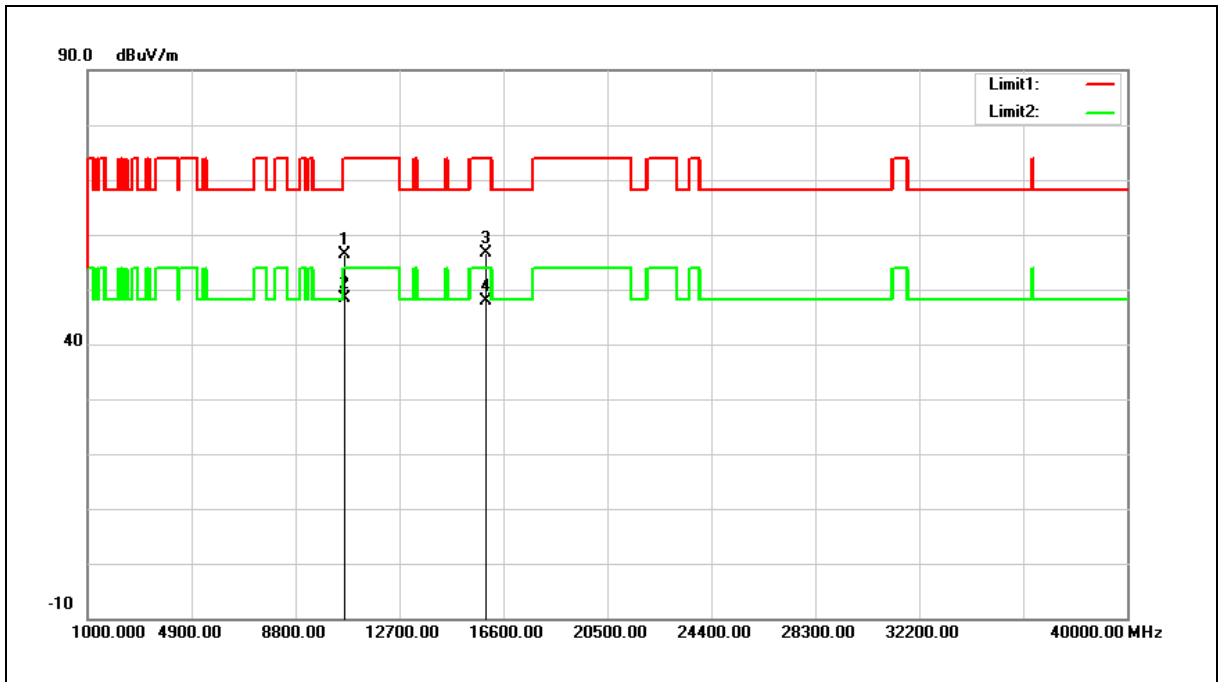
No.	Frequency (MHz)	Reading (dBuV)	Correct Factor (dB/m)	Result (dBuV/m)	Limit (dBuV/m)	Margin (dB)	Remark
1	10620.000	48.54	14.56	63.10	74.00	-10.90	peak
2	10620.000	37.97	14.56	52.53	54.00	-1.47	AVG
3	15930.000	41.24	15.55	56.79	74.00	-17.21	peak
4	15930.000	34.14	15.55	49.69	54.00	-4.31	AVG

Note:1.Result (dBuV/m) = Correct Factor (dB/m) + Reading(dBuV).

2.Correction factor (dB/m) = Antenna Factor (dB/m) + Cable loss (dB) – Pre-Amplifier gain (dB).

3.When the peak results are less than average limit, so not need to evaluate the average.

Standard:	FCC Part 15.407	Test Distance:	3 m
Test item:	Harmonic		
Frequency:	5310 MHz		
Mode:	802.11ax HE40		
Ant.Polar.:	Vertical		



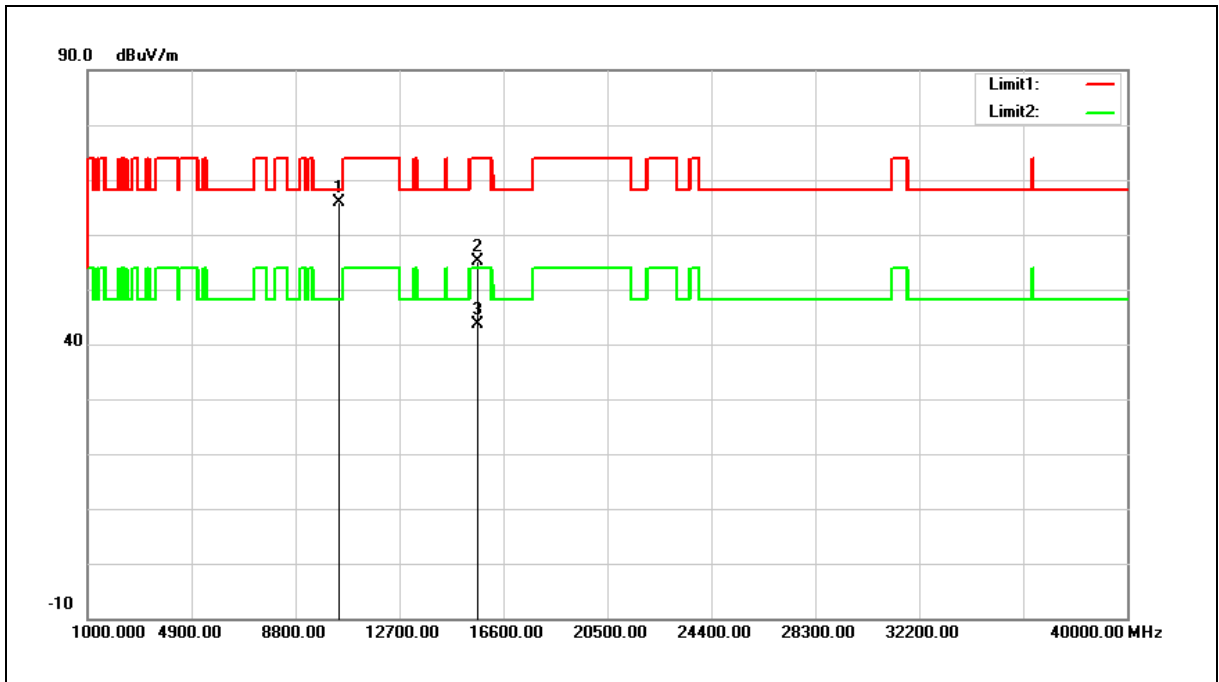
No.	Frequency (MHz)	Reading (dBuV)	Correct Factor (dB/m)	Result (dBuV/m)	Limit (dBuV/m)	Margin (dB)	Remark
1	10620.000	41.91	14.56	56.47	74.00	-17.53	peak
2	10620.000	33.81	14.56	48.37	54.00	-5.63	AVG
3	15930.000	41.04	15.55	56.59	74.00	-17.41	peak
4	15930.000	32.42	15.55	47.97	54.00	-6.03	AVG

Note:1.Result (dBuV/m) = Correct Factor (dB/m) + Reading(dBuV).

2.Correction factor (dB/m) = Antenna Factor (dB/m) + Cable loss (dB) – Pre-Amplifier gain (dB).

3.When the peak results are less than average limit, so not need to evaluate the average.

Standard:	FCC Part 15.407	Test Distance:	3 m
Test item:	Harmonic		
Frequency:	5210 MHz		
Mode:	802.11ax HE80		
Ant.Polar.:	Horizontal		



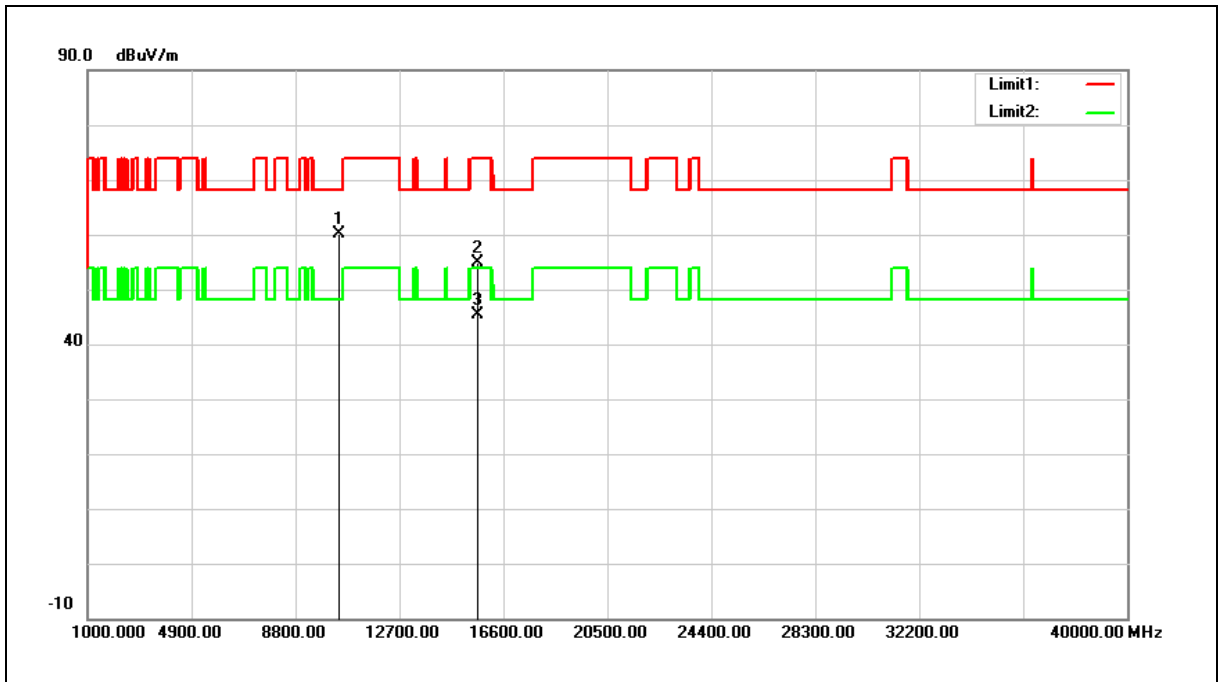
No.	Frequency (MHz)	Reading (dBuV)	Correct Factor (dB/m)	Result (dBuV/m)	Limit (dBuV/m)	Margin (dB)	Remark
1	10420.000	51.35	14.42	65.77	68.20	-2.43	peak
2	15630.000	38.54	16.56	55.10	74.00	-18.90	peak
3	15630.000	27.12	16.56	43.68	54.00	-10.32	AVG

Note:1.Result (dBuV/m) = Correct Factor (dB/m) + Reading(dBuV).

2.Correction factor (dB/m) = Antenna Factor (dB/m) + Cable loss (dB) – Pre-Amplifier gain (dB).

3.When the peak results are less than average limit, so not need to evaluate the average.

Standard:	FCC Part 15.407	Test Distance:	3 m
Test item:	Harmonic		
Frequency:	5210 MHz		
Mode:	802.11ax HE80		
Ant.Polar.:	Vertical		



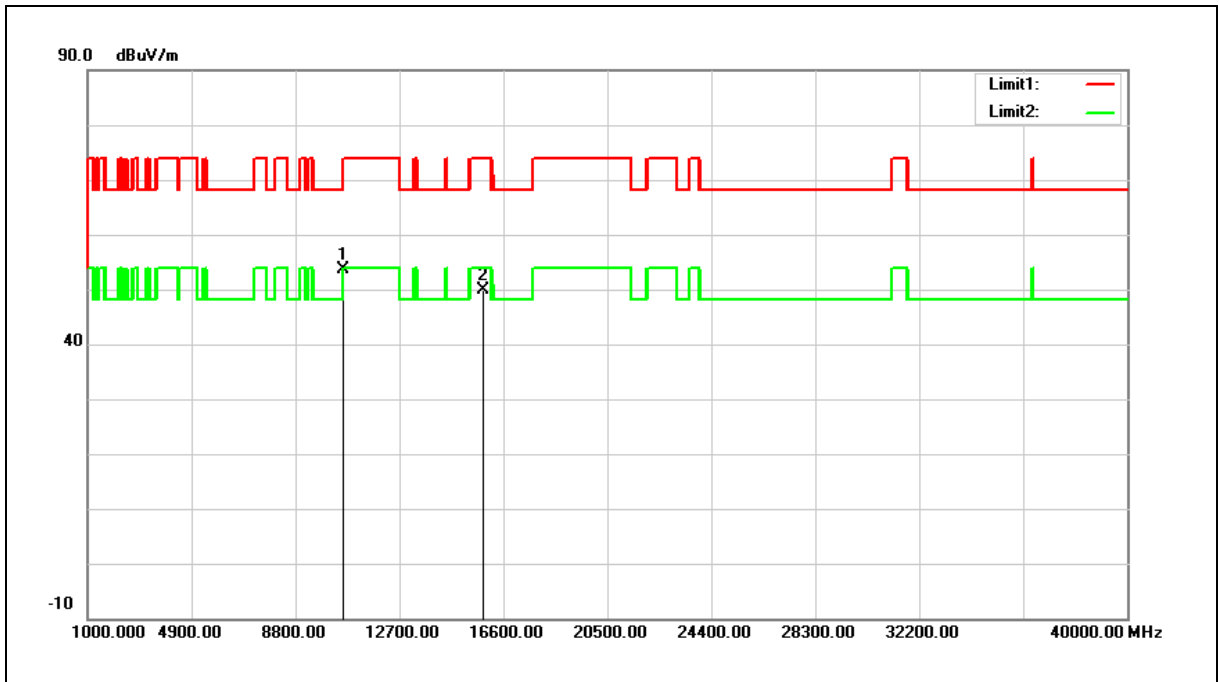
No.	Frequency (MHz)	Reading (dBuV)	Correct Factor (dB/m)	Result (dBuV/m)	Limit (dBuV/m)	Margin (dB)	Remark
1	10420.000	45.78	14.42	60.20	68.20	-8.00	peak
2	15630.000	38.22	16.56	54.78	74.00	-19.22	peak
3	15630.000	28.94	16.56	45.50	54.00	-8.50	AVG

Note: 1. Result (dBuV/m) = Correct Factor (dB/m) + Reading (dBuV).

2. Correction factor (dB/m) = Antenna Factor (dB/m) + Cable loss (dB) – Pre-Amplifier gain (dB).

3. When the peak results are less than average limit, so not need to evaluate the average.

Standard:	FCC Part 15.407	Test Distance:	3 m
Test item:	Harmonic		
Frequency:	5290 MHz		
Mode:	802.11ax HE80		
Ant.Polar.:	Horizontal		



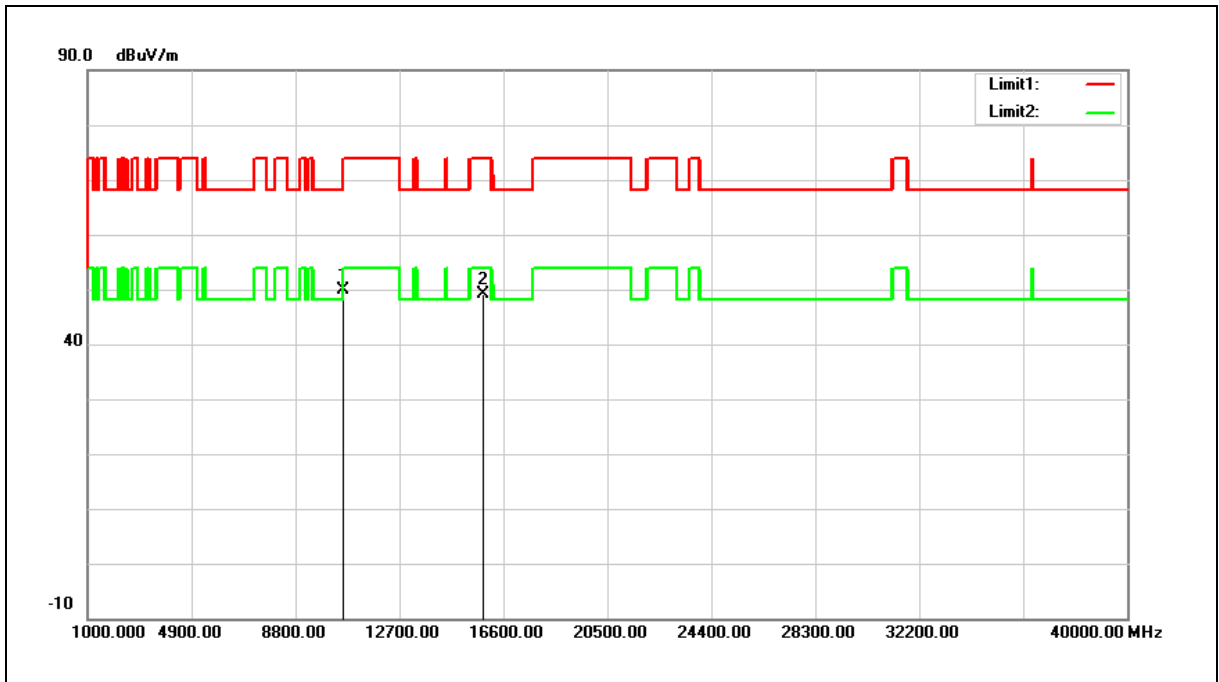
No.	Frequency (MHz)	Reading (dBuV)	Correct Factor (dB/m)	Result (dBuV/m)	Limit (dBuV/m)	Margin (dB)	Remark
1	10580.000	39.03	14.57	53.60	68.20	-14.60	peak
2	15870.000	34.19	15.74	49.93	74.00	-24.07	peak

Note:1.Result (dBuV/m) = Correct Factor (dB/m) + Reading(dBuV).

2.Correction factor (dB/m) = Antenna Factor (dB/m) + Cable loss (dB) – Pre-Amplifier gain (dB).

3.When the peak results are less than average limit, so not need to evaluate the average.

Standard:	FCC Part 15.407	Test Distance:	3 m
Test item:	Harmonic		
Frequency:	5290 MHz		
Mode:	802.11ax HE80		
Ant.Polar.:	Vertical		



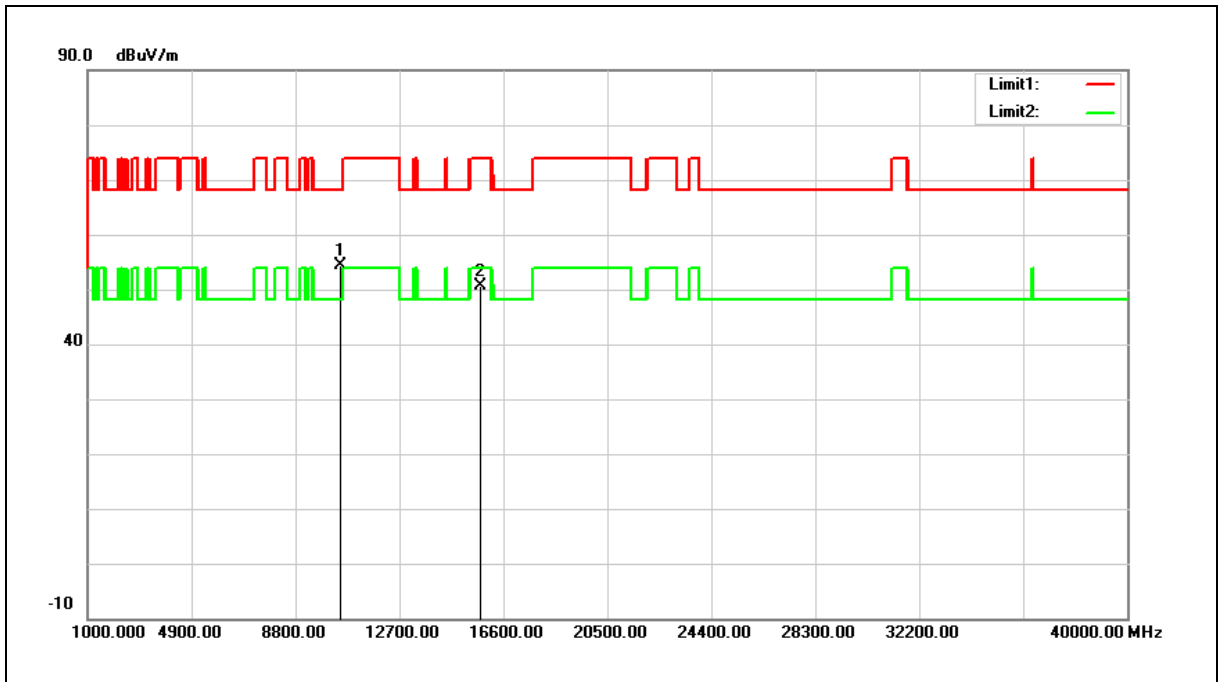
No.	Frequency (MHz)	Reading (dBuV)	Correct Factor (dB/m)	Result (dBuV/m)	Limit (dBuV/m)	Margin (dB)	Remark
1	10580.000	35.26	14.57	49.83	68.20	-18.37	peak
2	15870.000	33.38	15.74	49.12	74.00	-24.88	peak

Note:1.Result (dBuV/m) = Correct Factor (dB/m) + Reading(dBuV).

2.Correction factor (dB/m) = Antenna Factor (dB/m) + Cable loss (dB) – Pre-Amplifier gain (dB).

3.When the peak results are less than average limit, so not need to evaluate the average.

Standard:	FCC Part 15.407	Test Distance:	3 m
Test item:	Harmonic		
Frequency:	5250 MHz		
Mode:	802.11ax HE160		
Ant.Polar.:	Horizontal		



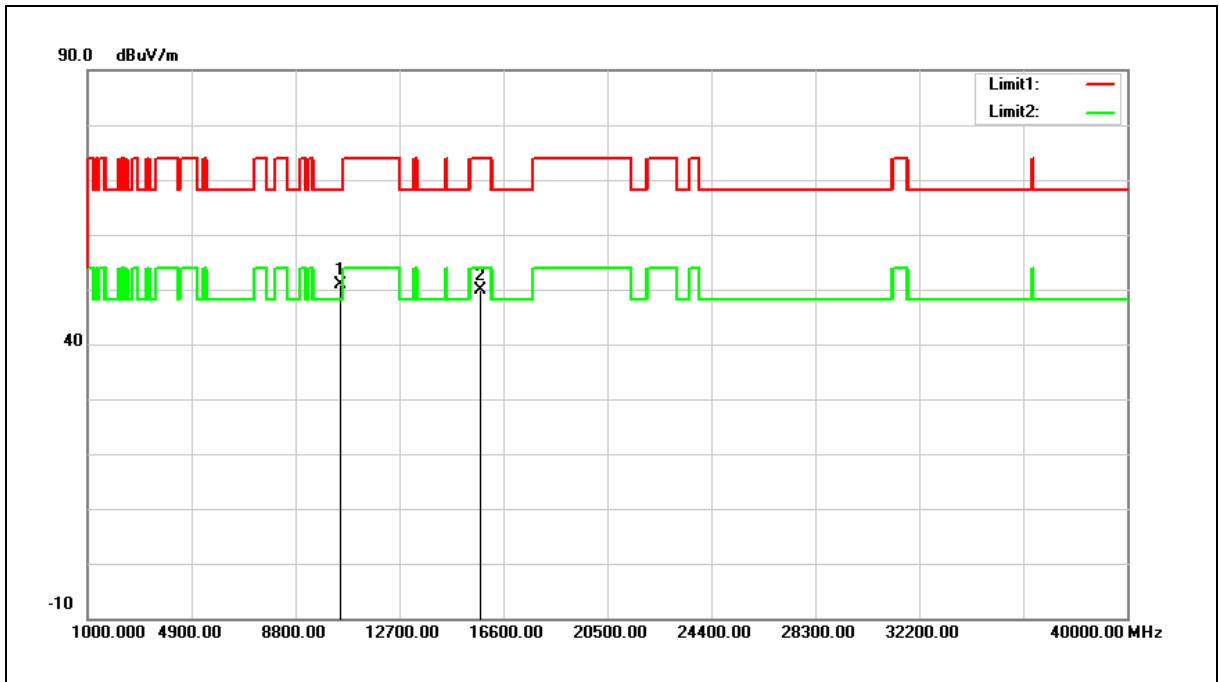
No.	Frequency (MHz)	Reading (dBuV)	Correct Factor (dB/m)	Result (dBuV/m)	Limit (dBuV/m)	Margin (dB)	Remark
1	10500.000	39.73	14.59	54.32	68.20	-13.88	peak
2	15750.000	34.39	16.15	50.54	74.00	-23.46	peak

Note:1.Result (dBuV/m) = Correct Factor (dB/m) + Reading(dBuV).

2.Correction factor (dB/m) = Antenna Factor (dB/m) + Cable loss (dB) – Pre-Amplifier gain (dB).

3.When the peak results are less than average limit, so not need to evaluate the average.

Standard:	FCC Part 15.407	Test Distance:	3 m
Test item:	Harmonic		
Frequency:	5250 MHz		
Mode:	802.11ax HE160		
Ant.Polar.:	Vertical		



No.	Frequency (MHz)	Reading (dBuV)	Correct Factor (dB/m)	Result (dBuV/m)	Limit (dBuV/m)	Margin (dB)	Remark
1	10500.000	36.17	14.59	50.76	68.20	-17.44	peak
2	15750.000	33.67	16.15	49.82	74.00	-24.18	peak

Note:1.Result (dBuV/m) = Correct Factor (dB/m) + Reading(dBuV).

2.Correction factor (dB/m) = Antenna Factor (dB/m) + Cable loss (dB) – Pre-Amplifier gain (dB).

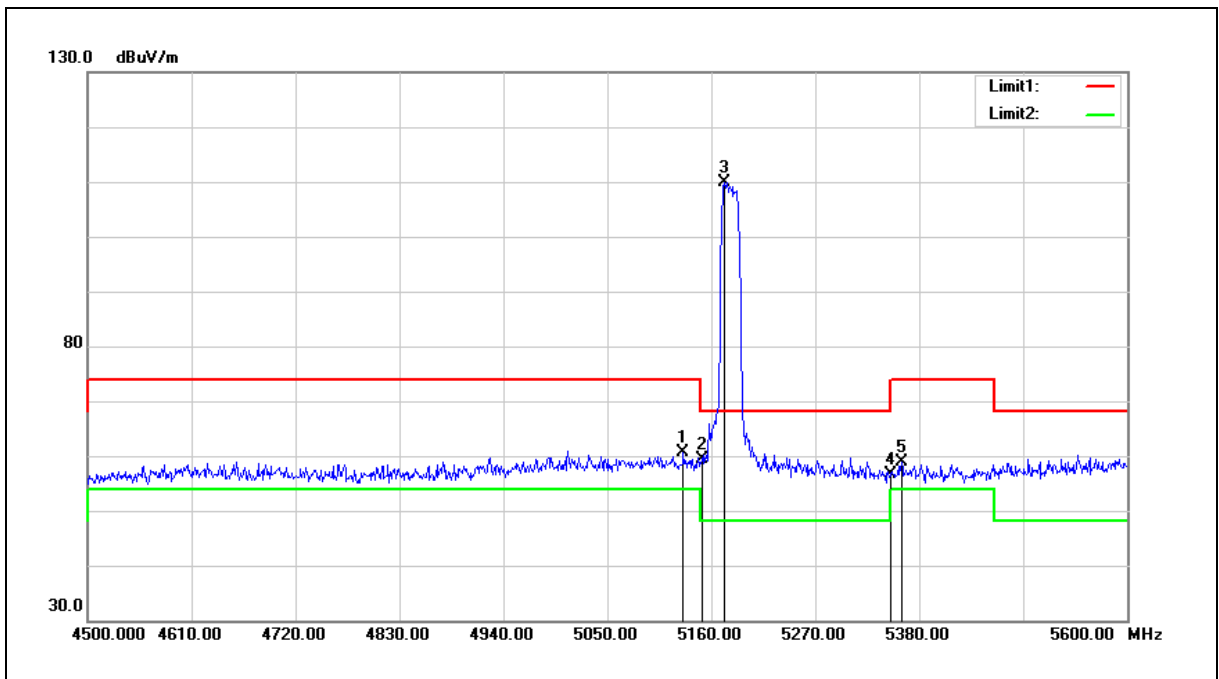
3.When the peak results are less than average limit, so not need to evaluate the average.



Band Edge

Peak

Standard:	FCC Part 15.407	Test Distance:	3 m
Test item:	Band edge		
Frequency:	5180 MHz		
Mode:	802.11a		
Ant.Polar.:	Horizontal		



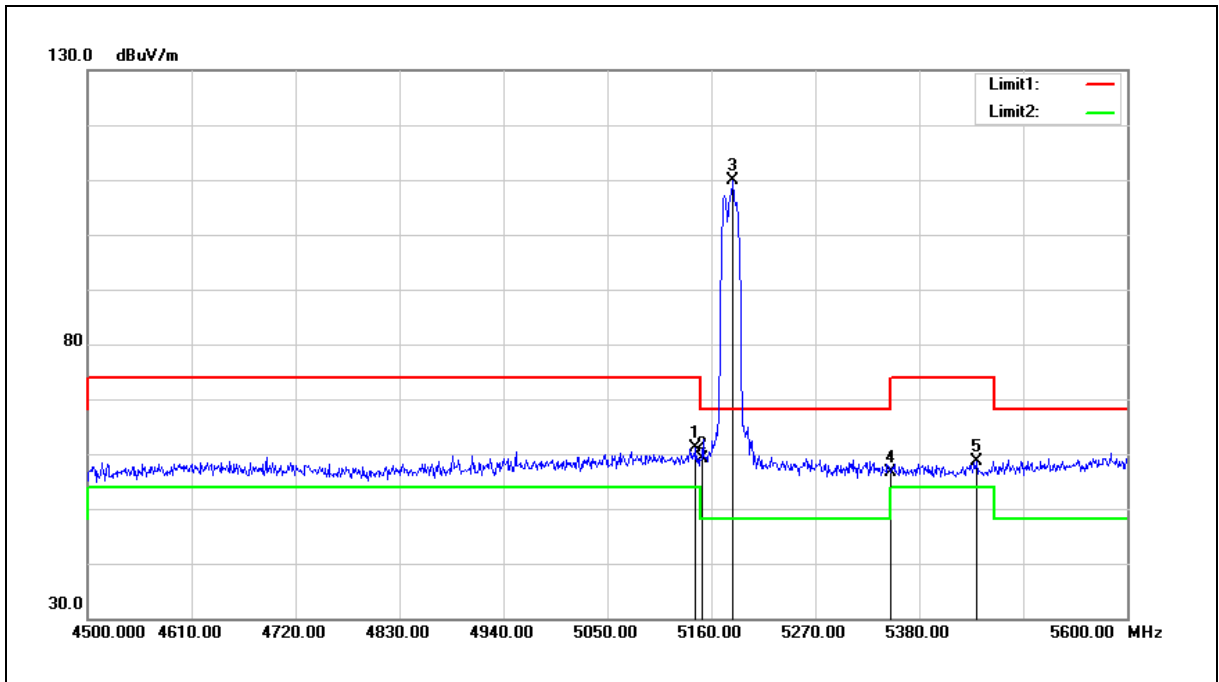
No.	Frequency (MHz)	Reading (dBuV)	Correct Factor (dB/m)	Result (dBuV/m)	Limit (dBuV/m)	Margin (dB)	Remark
1	5130.300	60.72	-0.12	60.60	74.00	-13.40	peak
2	5150.000	59.52	-0.08	59.44	74.00	-14.56	peak
3	5173.200	109.97	-0.03	109.94	68.20	41.74	peak
4	5350.000	56.42	0.30	56.72	74.00	-17.28	peak
5	5361.300	58.50	0.31	58.81	74.00	-15.19	peak

Note: 1. Result (dBuV/m) = Correct Factor (dB/m) + Reading (dBuV).

2. Correction factor (dB/m) = Antenna Factor (dB/m) + Cable loss (dB) – Pre-Amplifier gain (dB).

3. When the peak results are less than average limit, so not need to evaluate the average.

Standard:	FCC Part 15.407	Test Distance:	3 m
Test item:	Band edge		
Frequency:	5180 MHz		
Mode:	802.11a		
Ant.Polar.:	Vertical		



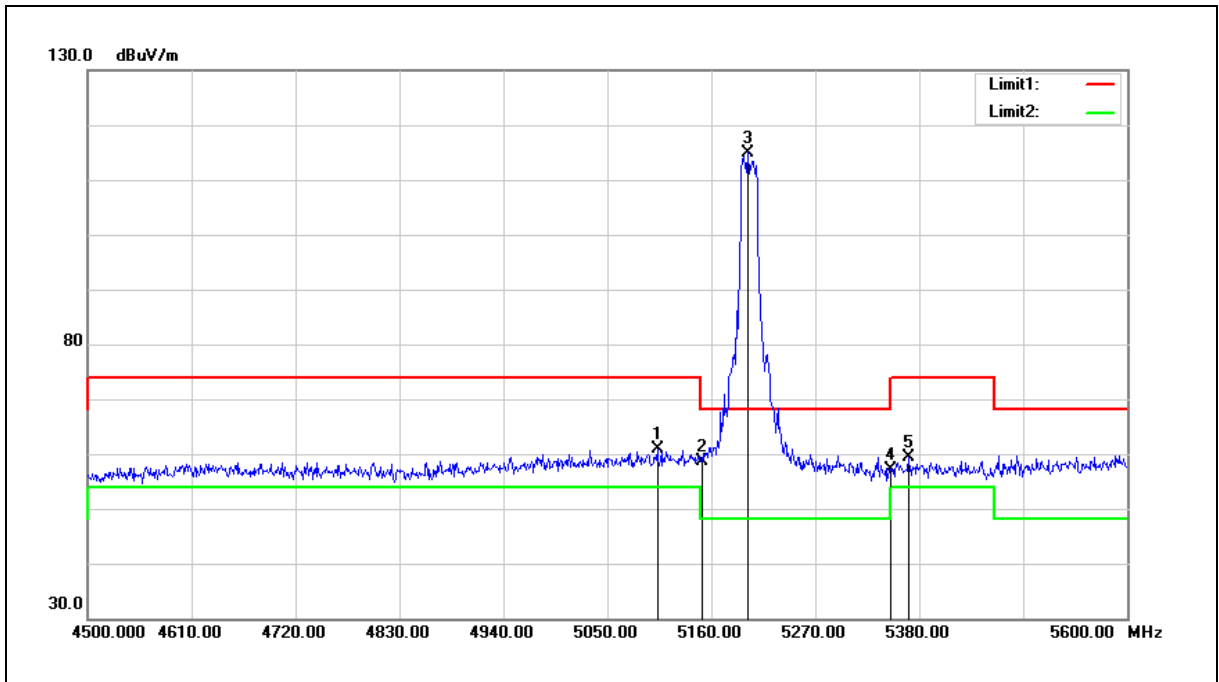
No.	Frequency (MHz)	Reading (dBuV)	Correct Factor (dB/m)	Result (dBuV/m)	Limit (dBuV/m)	Margin (dB)	Remark
1	5143.500	61.23	-0.10	61.13	74.00	-12.87	peak
2	5150.000	59.19	-0.08	59.11	74.00	-14.89	peak
3	5183.100	109.80	-0.02	109.78	68.20	41.58	peak
4	5350.000	56.24	0.30	56.54	74.00	-17.46	peak
5	5440.500	58.19	0.46	58.65	74.00	-15.35	peak

Note: 1.Result (dBuV/m) = Correct Factor (dB/m) + Reading(dBuV).

2.Correction factor (dB/m) = Antenna Factor (dB/m) + Cable loss (dB) – Pre-Amplifier gain (dB).

3.When the peak results are less than average limit, so not need to evaluate the average.

Standard:	FCC Part 15.407	Test Distance:	3 m
Test item:	Band edge		
Frequency:	5200 MHz		
Mode:	802.11a		
Ant.Polar.:	Horizontal		



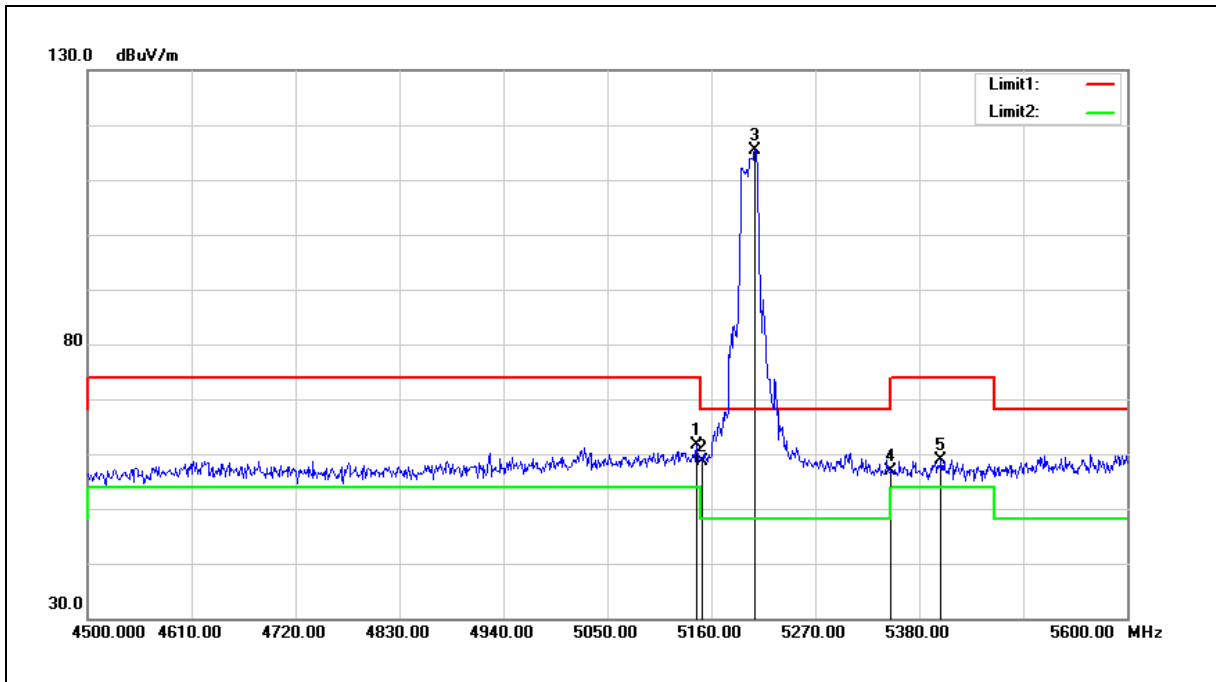
No.	Frequency (MHz)	Reading (dBuV)	Correct Factor (dB/m)	Result (dBuV/m)	Limit (dBuV/m)	Margin (dB)	Remark
1	5102.800	61.10	-0.17	60.93	74.00	-13.07	peak
2	5150.000	58.66	-0.08	58.58	74.00	-15.42	peak
3	5198.500	114.99	0.01	115.00	68.20	46.80	peak
4	5350.000	56.88	0.30	57.18	74.00	-16.82	peak
5	5369.000	59.06	0.34	59.40	74.00	-14.60	peak

Note: 1.Result (dBuV/m) = Correct Factor (dB/m) + Reading(dBuV).

2.Correction factor (dB/m) = Antenna Factor (dB/m) + Cable loss (dB) – Pre-Amplifier gain (dB).

3.When the peak results are less than average limit, so not need to evaluate the average.

Standard:	FCC Part 15.407	Test Distance:	3 m
Test item:	Band edge		
Frequency:	5200 MHz		
Mode:	802.11a		
Ant.Polar.:	Vertical		



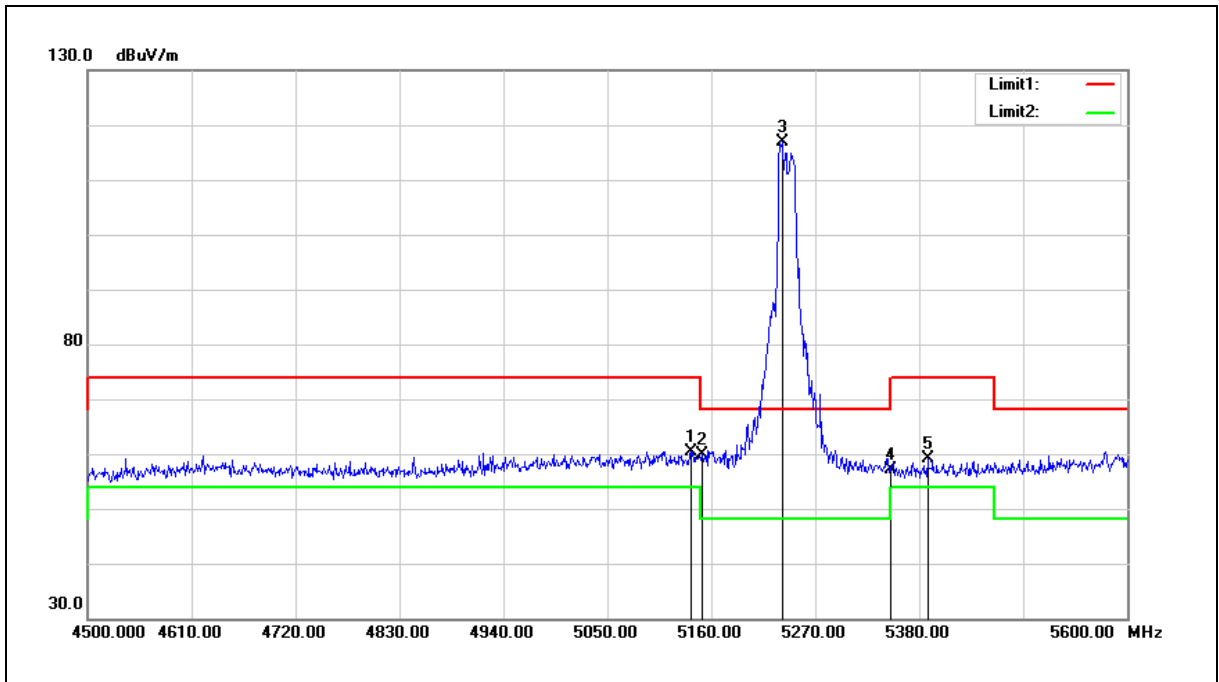
No.	Frequency (MHz)	Reading (dBuV)	Correct Factor (dB/m)	Result (dBuV/m)	Limit (dBuV/m)	Margin (dB)	Remark
1	5144.600	61.62	-0.08	61.54	74.00	-12.46	peak
2	5150.000	58.69	-0.08	58.61	74.00	-15.39	peak
3	5206.200	115.43	0.02	115.45	68.20	47.25	peak
4	5350.000	56.53	0.30	56.83	74.00	-17.17	peak
5	5403.100	58.41	0.39	58.80	74.00	-15.20	peak

Note: 1.Result (dBuV/m) = Correct Factor (dB/m) + Reading(dBuV).

2.Correction factor (dB/m) = Antenna Factor (dB/m) + Cable loss (dB) – Pre-Amplifier gain (dB).

3.When the peak results are less than average limit, so not need to evaluate the average.

Standard:	FCC Part 15.407	Test Distance:	3 m
Test item:	Band edge		
Frequency:	5240 MHz		
Mode:	802.11a		
Ant.Polar.:	Horizontal		



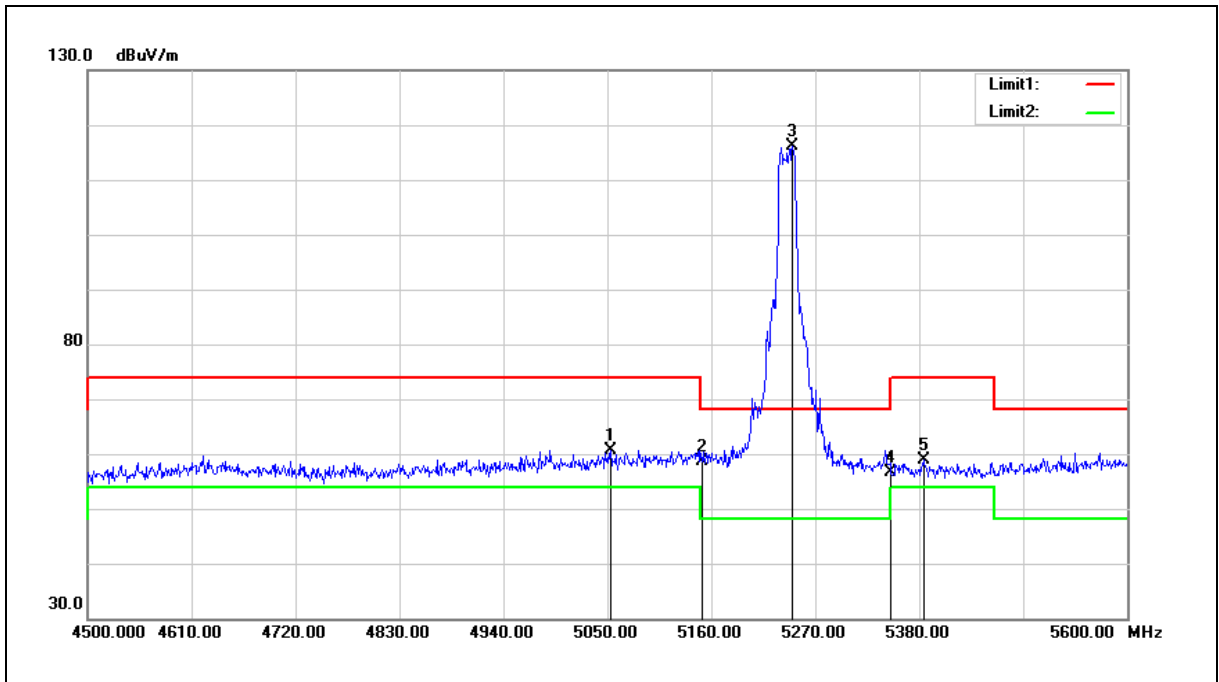
No.	Frequency (MHz)	Reading (dBuV)	Correct Factor (dB/m)	Result (dBuV/m)	Limit (dBuV/m)	Margin (dB)	Remark
1	5138.000	60.60	-0.10	60.50	74.00	-13.50	peak
2	5150.000	59.91	-0.08	59.83	74.00	-14.17	peak
3	5234.800	116.88	0.08	116.96	68.20	48.76	peak
4	5350.000	56.88	0.30	57.18	74.00	-16.82	peak
5	5388.800	58.74	0.36	59.10	74.00	-14.90	peak

Note: 1. Result (dBuV/m) = Correct Factor (dB/m) + Reading (dBuV).

2. Correction factor (dB/m) = Antenna Factor (dB/m) + Cable loss (dB) – Pre-Amplifier gain (dB).

3. When the peak results are less than average limit, so not need to evaluate the average.

Standard:	FCC Part 15.407	Test Distance:	3 m
Test item:	Band edge		
Frequency:	5240 MHz		
Mode:	802.11a		
Ant.Polar.:	Vertical		



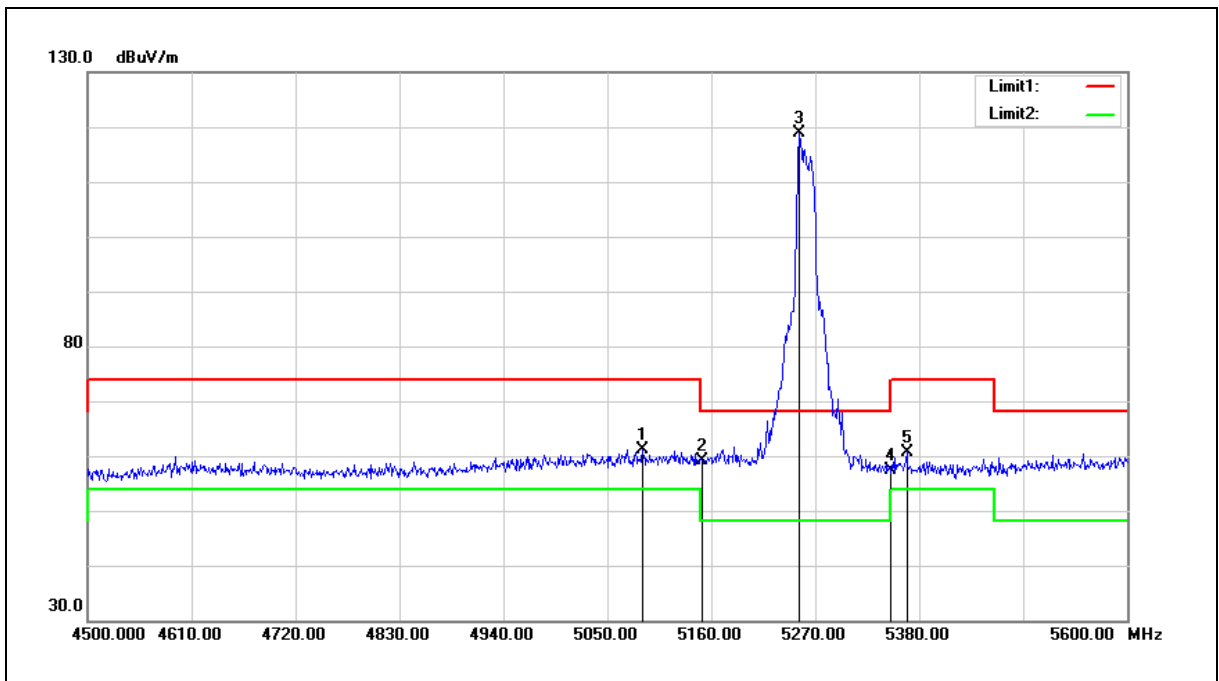
No.	Frequency (MHz)	Reading (dBuV)	Correct Factor (dB/m)	Result (dBuV/m)	Limit (dBuV/m)	Margin (dB)	Remark
1	5053.300	60.99	-0.26	60.73	74.00	-13.27	peak
2	5150.000	58.61	-0.08	58.53	74.00	-15.47	peak
3	5245.800	116.13	0.10	116.23	68.20	48.03	peak
4	5350.000	56.37	0.30	56.67	74.00	-17.33	peak
5	5384.400	58.61	0.36	58.97	74.00	-15.03	peak

Note: 1. Result (dBuV/m) = Correct Factor (dB/m) + Reading (dBuV).

2. Correction factor (dB/m) = Antenna Factor (dB/m) + Cable loss (dB) – Pre-Amplifier gain (dB).

3. When the peak results are less than average limit, so not need to evaluate the average.

Standard:	FCC Part 15.407	Test Distance:	3 m
Test item:	Band edge		
Frequency:	5260 MHz		
Mode:	802.11a		
Ant.Polar.:	Horizontal		



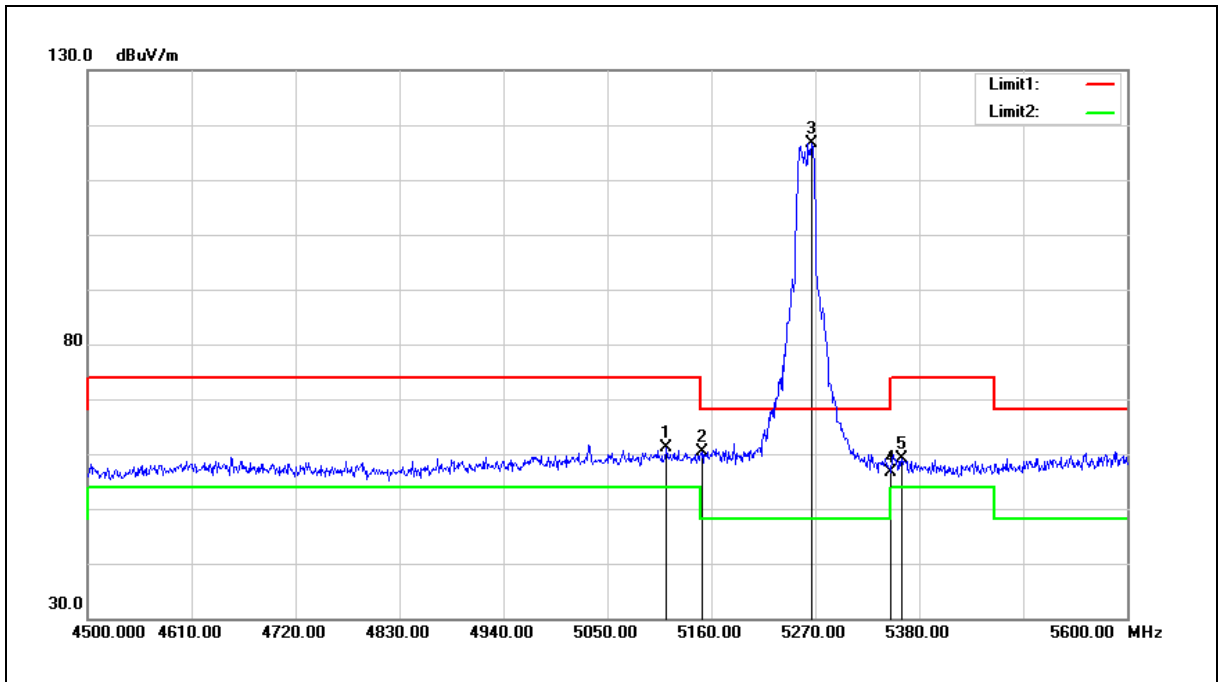
No.	Frequency (MHz)	Reading (dBuV)	Correct Factor (dB/m)	Result (dBuV/m)	Limit (dBuV/m)	Margin (dB)	Remark
1	5087.400	61.40	-0.20	61.20	74.00	-12.80	peak
2	5150.000	59.23	-0.08	59.15	74.00	-14.85	peak
3	5252.400	118.80	0.11	118.91	68.20	50.71	peak
4	5350.000	57.08	0.30	57.38	74.00	-16.62	peak
5	5366.800	60.43	0.32	60.75	74.00	-13.25	peak

Note: 1.Result (dBuV/m) = Correct Factor (dB/m) + Reading(dBuV).

2.Correction factor (dB/m) = Antenna Factor (dB/m) + Cable loss (dB) – Pre-Amplifier gain (dB).

3.When the peak results are less than average limit, so not need to evaluate the average.

Standard:	FCC Part 15.407	Test Distance:	3 m
Test item:	Band edge		
Frequency:	5260 MHz		
Mode:	802.11a		
Ant.Polar.:	Vertical		



No.	Frequency (MHz)	Reading (dBuV)	Correct Factor (dB/m)	Result (dBuV/m)	Limit (dBuV/m)	Margin (dB)	Remark
1	5112.700	61.35	-0.15	61.20	74.00	-12.80	peak
2	5150.000	60.47	-0.08	60.39	74.00	-13.61	peak
3	5265.600	116.59	0.13	116.72	68.20	48.52	peak
4	5350.000	56.34	0.30	56.64	74.00	-17.36	peak
5	5361.300	58.89	0.31	59.20	74.00	-14.80	peak

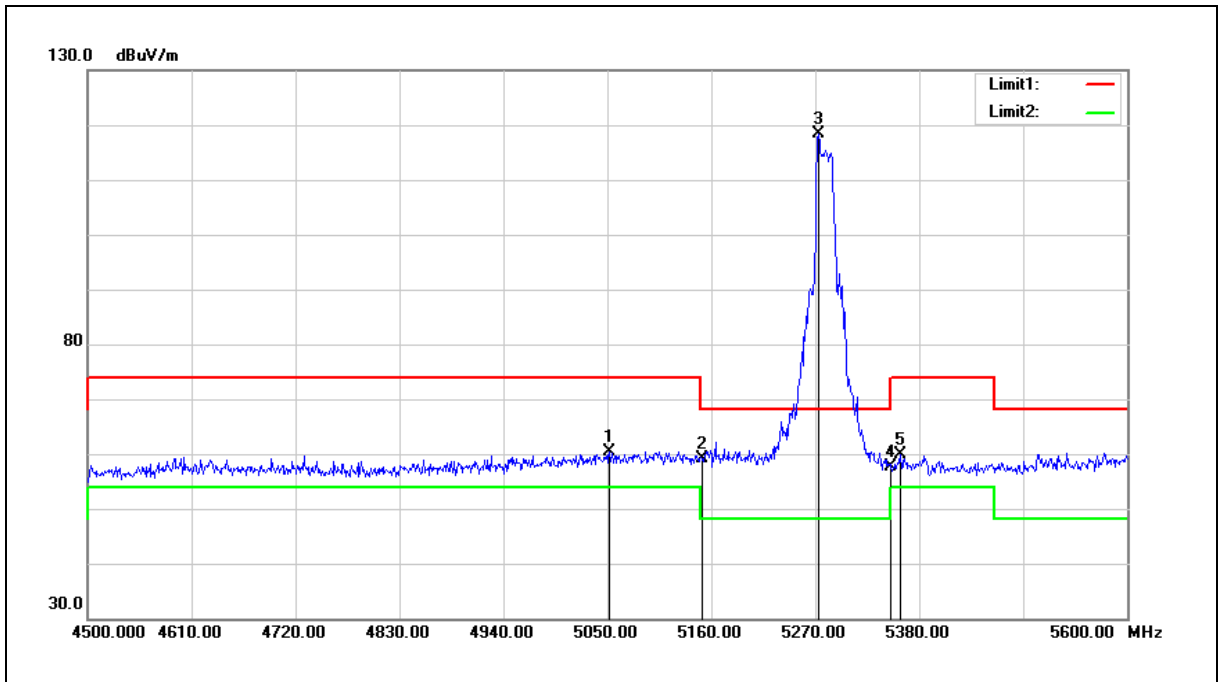
Note: 1. Result (dBuV/m) = Correct Factor (dB/m) + Reading (dBuV).

2. Correction factor (dB/m) = Antenna Factor (dB/m) + Cable loss (dB) – Pre-Amplifier gain (dB).

3. When the peak results are less than average limit, so not need to evaluate the average.



Standard:	FCC Part 15.407	Test Distance:	3 m
Test item:	Band edge		
Frequency:	5280 MHz		
Mode:	802.11a		
Ant.Polar.:	Horizontal		



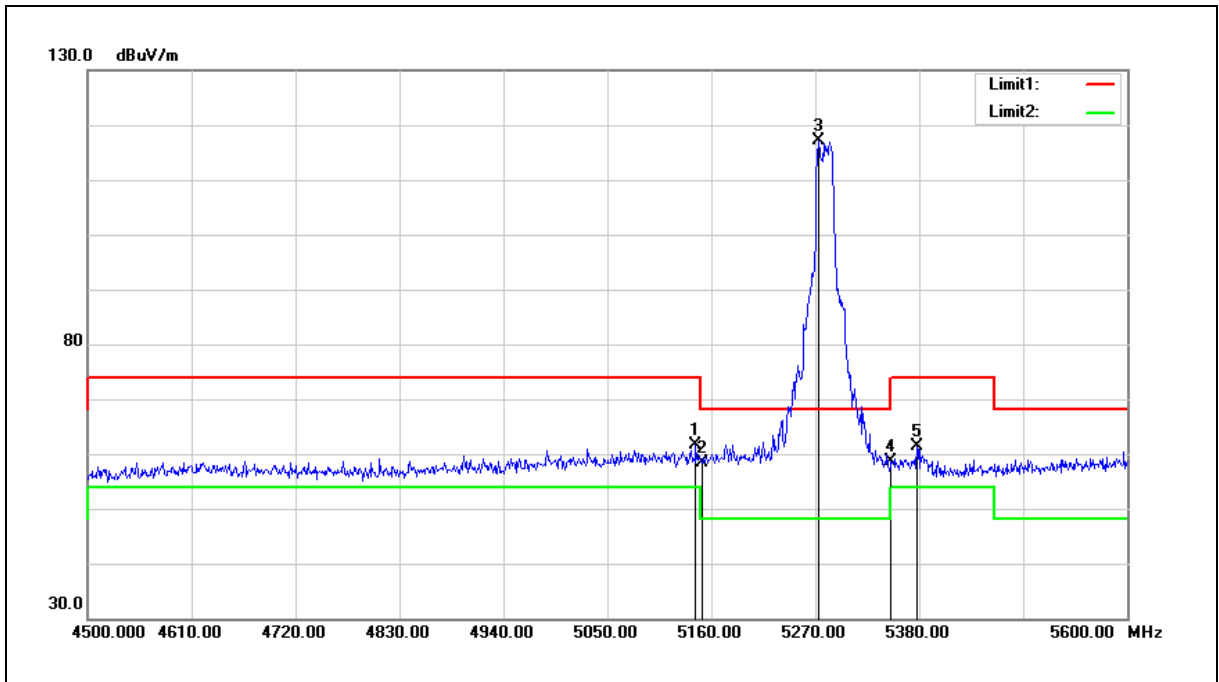
No.	Frequency (MHz)	Reading (dBuV)	Correct Factor (dB/m)	Result (dBuV/m)	Limit (dBuV/m)	Margin (dB)	Remark
1	5052.200	60.71	-0.26	60.45	74.00	-13.55	peak
2	5150.000	59.29	-0.08	59.21	74.00	-14.79	peak
3	5273.300	118.26	0.15	118.41	68.20	50.21	peak
4	5350.000	57.23	0.30	57.53	74.00	-16.47	peak
5	5360.200	59.63	0.31	59.94	74.00	-14.06	peak

Note: 1.Result (dBuV/m) = Correct Factor (dB/m) + Reading(dBuV).

2.Correction factor (dB/m) = Antenna Factor (dB/m) + Cable loss (dB) – Pre-Amplifier gain (dB).

3.When the peak results are less than average limit, so not need to evaluate the average.

Standard:	FCC Part 15.407	Test Distance:	3 m
Test item:	Band edge		
Frequency:	5280 MHz		
Mode:	802.11a		
Ant.Polar.:	Vertical		



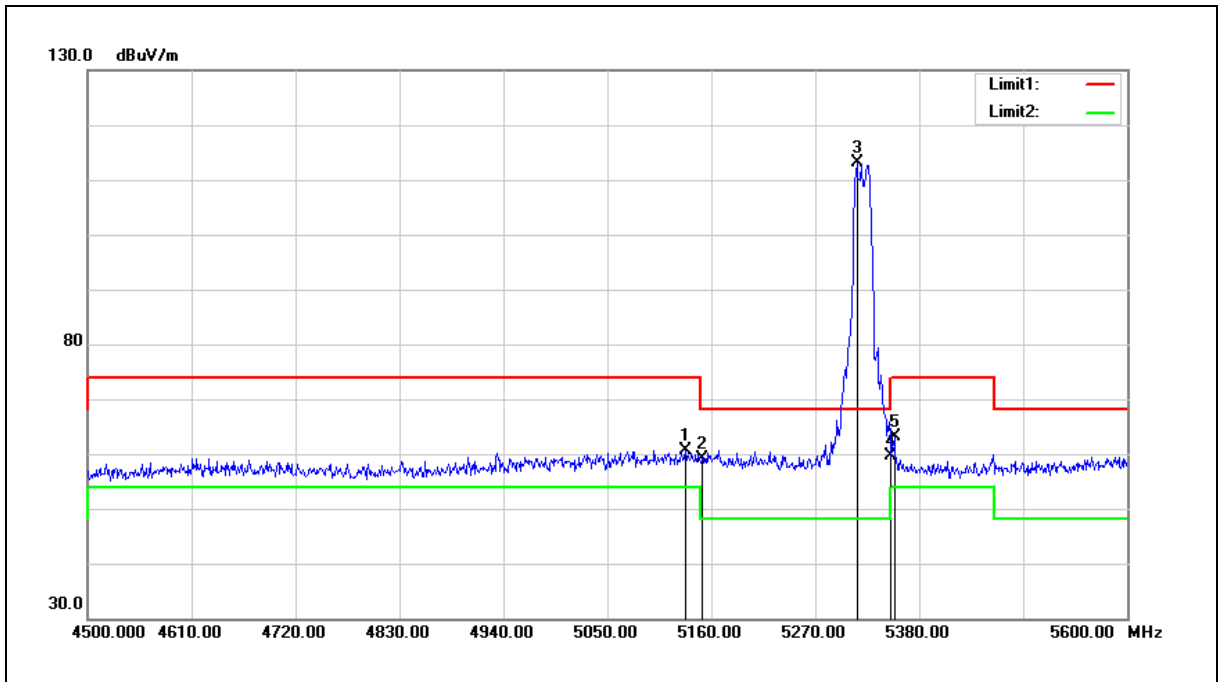
No.	Frequency (MHz)	Reading (dBuV)	Correct Factor (dB/m)	Result (dBuV/m)	Limit (dBuV/m)	Margin (dB)	Remark
1	5143.500	61.66	-0.10	61.56	74.00	-12.44	peak
2	5150.000	58.49	-0.08	58.41	74.00	-15.59	peak
3	5273.300	116.91	0.15	117.06	68.20	48.86	peak
4	5350.000	58.33	0.30	58.63	74.00	-15.37	peak
5	5377.800	61.03	0.35	61.38	74.00	-12.62	peak

Note: 1. Result (dBuV/m) = Correct Factor (dB/m) + Reading (dBuV).

2. Correction factor (dB/m) = Antenna Factor (dB/m) + Cable loss (dB) – Pre-Amplifier gain (dB).

3. When the peak results are less than average limit, so not need to evaluate the average.

Standard:	FCC Part 15.407	Test Distance:	3 m
Test item:	Band edge		
Frequency:	5320 MHz		
Mode:	802.11a		
Ant.Polar.:	Horizontal		



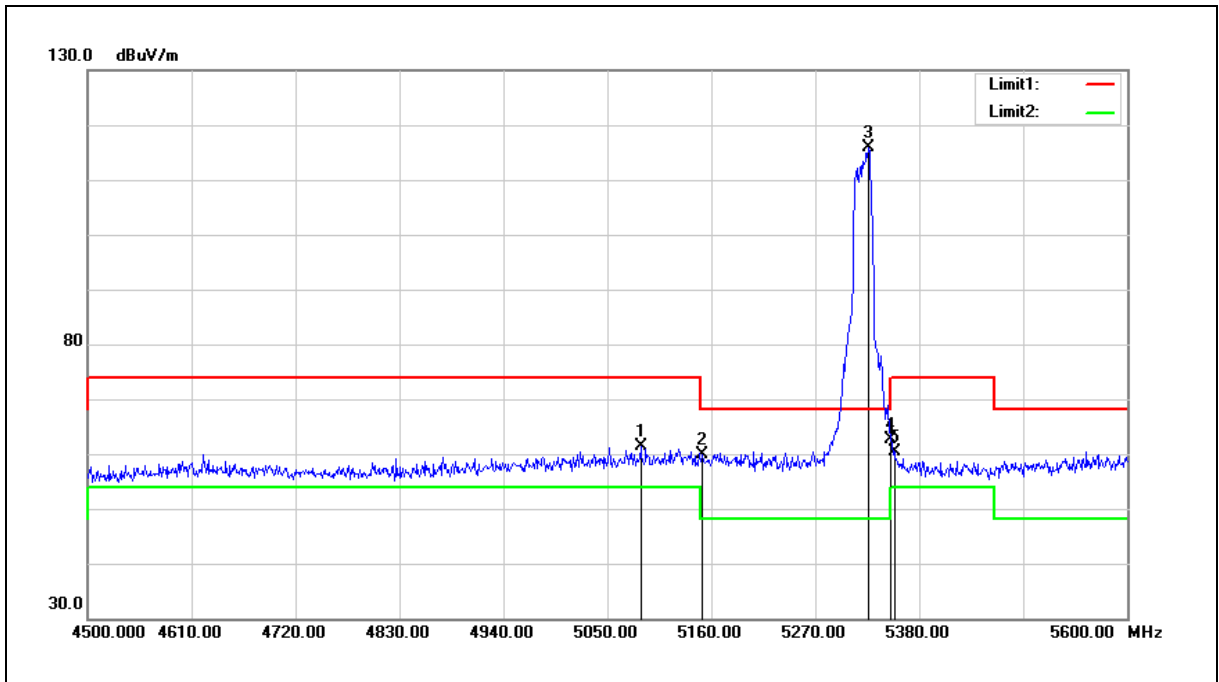
No.	Frequency (MHz)	Reading (dBuV)	Correct Factor (dB/m)	Result (dBuV/m)	Limit (dBuV/m)	Margin (dB)	Remark
1	5132.500	60.74	-0.10	60.64	74.00	-13.36	peak
2	5150.000	59.21	-0.08	59.13	74.00	-14.87	peak
3	5314.000	112.84	0.23	113.07	68.20	44.87	peak
4	5350.000	59.41	0.30	59.71	74.00	-14.29	peak
5	5353.600	62.88	0.30	63.18	74.00	-10.82	peak

Note: 1.Result (dBuV/m) = Correct Factor (dB/m) + Reading(dBuV).

2.Correction factor (dB/m) = Antenna Factor (dB/m) + Cable loss (dB) – Pre-Amplifier gain (dB).

3.When the peak results are less than average limit, so not need to evaluate the average.

Standard:	FCC Part 15.407	Test Distance:	3 m
Test item:	Band edge		
Frequency:	5320 MHz		
Mode:	802.11a		
Ant.Polar.:	Vertical		



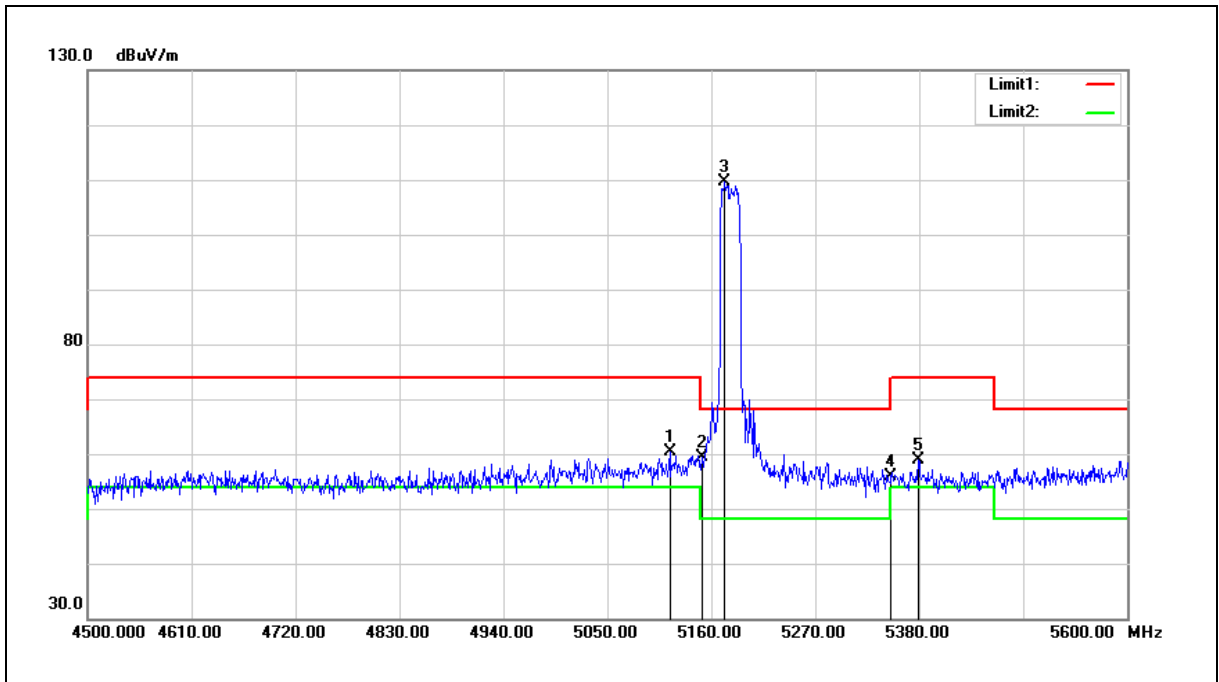
No.	Frequency (MHz)	Reading (dBuV)	Correct Factor (dB/m)	Result (dBuV/m)	Limit (dBuV/m)	Margin (dB)	Remark
1	5085.200	61.66	-0.20	61.46	74.00	-12.54	peak
2	5150.000	59.98	-0.08	59.90	74.00	-14.10	peak
3	5326.100	115.66	0.25	115.91	68.20	47.71	peak
4	5350.000	62.32	0.30	62.62	74.00	-11.38	peak
5	5353.600	60.15	0.30	60.45	74.00	-13.55	peak

Note: 1. Result (dBuV/m) = Correct Factor (dB/m) + Reading (dBuV).

2. Correction factor (dB/m) = Antenna Factor (dB/m) + Cable loss (dB) – Pre-Amplifier gain (dB).

3. When the peak results are less than average limit, so not need to evaluate the average.

Standard:	FCC Part 15.407	Test Distance:	3 m
Test item:	Band edge		
Frequency:	5180 MHz		
Mode:	802.11ax HE20		
Ant.Polar.:	Horizontal		



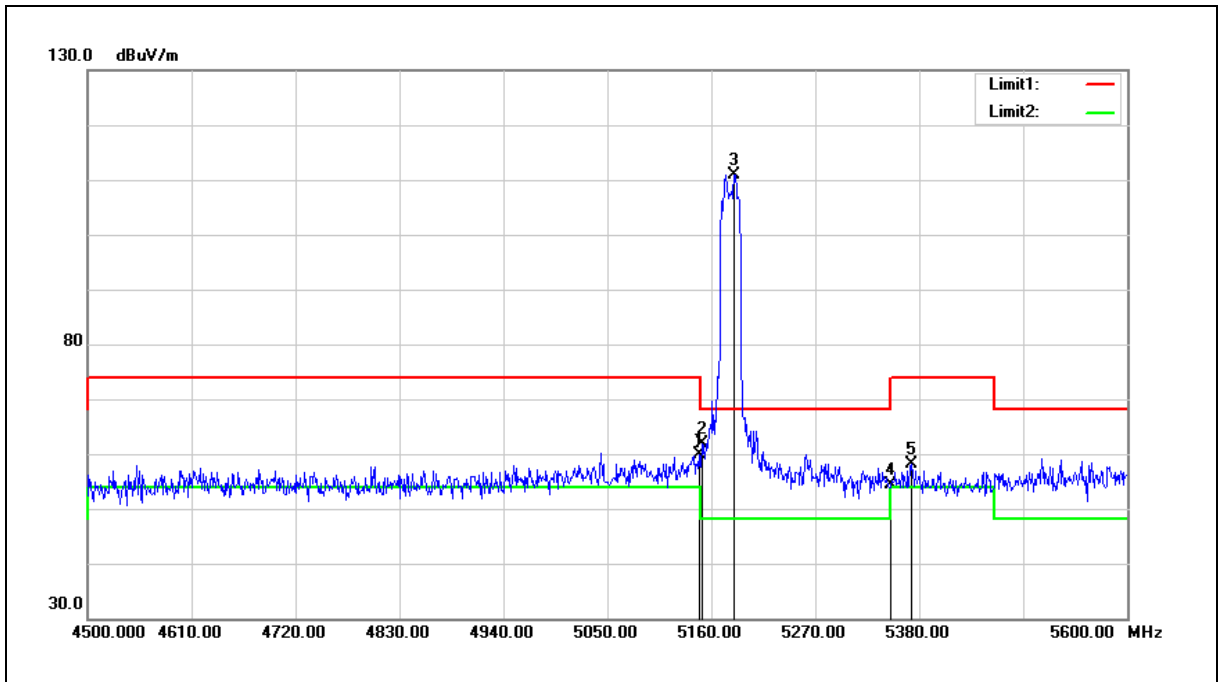
No.	Frequency (MHz)	Reading (dBuV)	Correct Factor (dB/m)	Result (dBuV/m)	Limit (dBuV/m)	Margin (dB)	Remark
1	5116.000	60.49	-0.15	60.34	74.00	-13.66	peak
2	5150.000	59.48	-0.08	59.40	74.00	-14.60	peak
3	5174.300	109.73	-0.03	109.70	68.20	41.50	peak
4	5350.000	55.51	0.30	55.81	74.00	-18.19	peak
5	5378.900	58.55	0.35	58.90	74.00	-15.10	peak

Note: 1.Result (dBuV/m) = Correct Factor (dB/m) + Reading(dBuV).

2.Correction factor (dB/m) = Antenna Factor (dB/m) + Cable loss (dB) – Pre-Amplifier gain (dB).

3.When the peak results are less than average limit, so not need to evaluate the average.

Standard:	FCC Part 15.407	Test Distance:	3 m
Test item:	Band edge		
Frequency:	5180 MHz		
Mode:	802.11ax HE20		
Ant.Polar.:	Vertical		



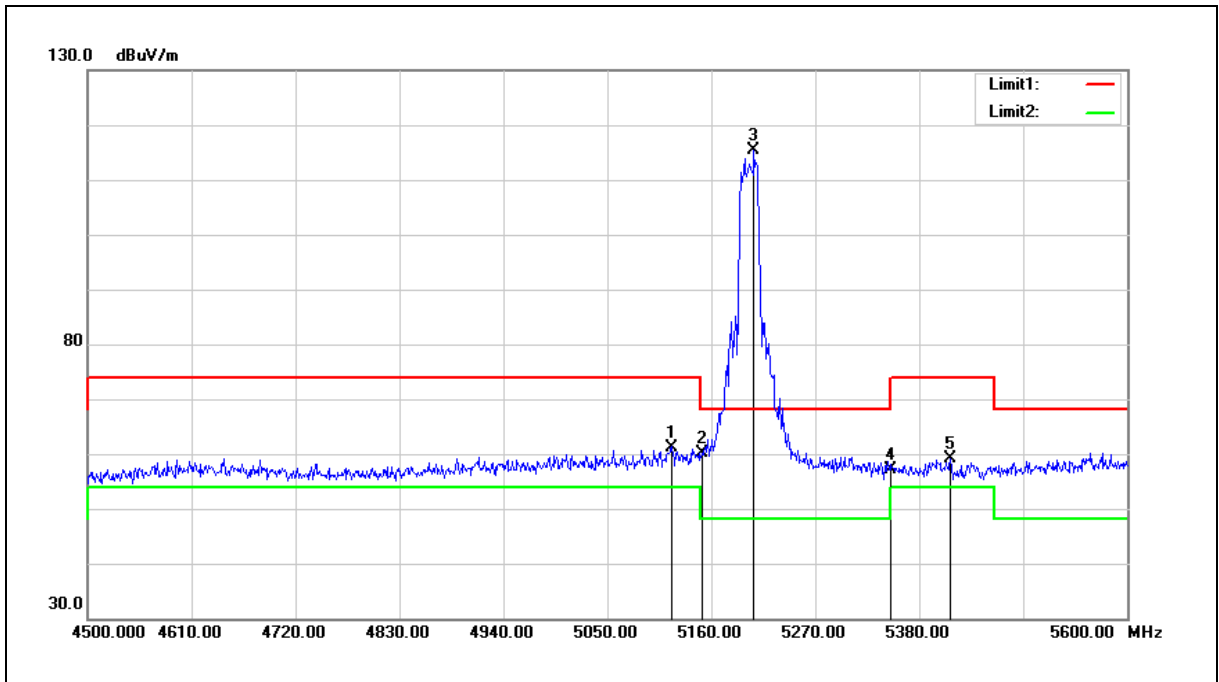
No.	Frequency (MHz)	Reading (dBuV)	Correct Factor (dB/m)	Result (dBuV/m)	Limit (dBuV/m)	Margin (dB)	Remark
1	5146.800	59.87	-0.08	59.79	74.00	-14.21	peak
2	5150.000	62.04	-0.08	61.96	74.00	-12.04	peak
3	5184.200	110.89	-0.02	110.87	68.20	42.67	peak
4	5350.000	53.96	0.30	54.26	74.00	-19.74	peak
5	5371.200	57.80	0.34	58.14	74.00	-15.86	peak

Note: 1.Result (dBuV/m) = Correct Factor (dB/m) + Reading(dBuV).

2.Correction factor (dB/m) = Antenna Factor (dB/m) + Cable loss (dB) – Pre-Amplifier gain (dB).

3.When the peak results are less than average limit, so not need to evaluate the average.

Standard:	FCC Part 15.407	Test Distance:	3 m
Test item:	Band edge		
Frequency:	5200 MHz		
Mode:	802.11ax HE20		
Ant.Polar.:	Horizontal		



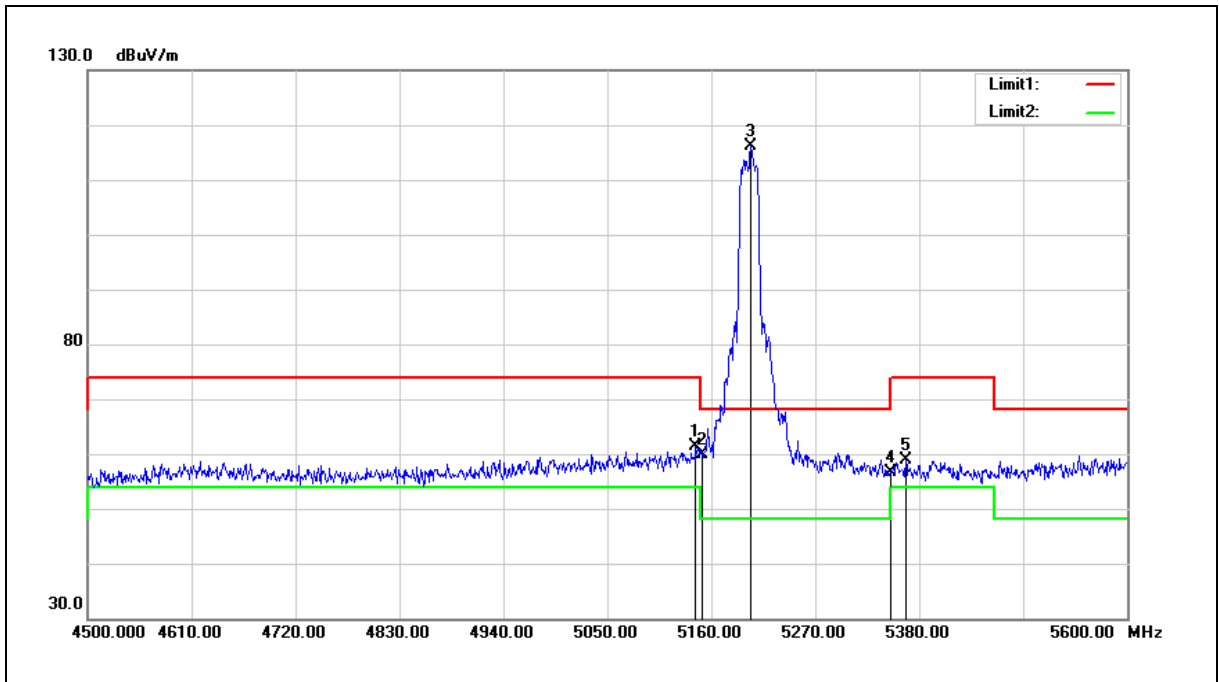
No.	Frequency (MHz)	Reading (dBuV)	Correct Factor (dB/m)	Result (dBuV/m)	Limit (dBuV/m)	Margin (dB)	Remark
1	5118.200	61.39	-0.14	61.25	74.00	-12.75	peak
2	5150.000	60.24	-0.08	60.16	74.00	-13.84	peak
3	5205.100	115.36	0.02	115.38	68.20	47.18	peak
4	5350.000	56.76	0.30	57.06	74.00	-16.94	peak
5	5413.000	58.68	0.41	59.09	74.00	-14.91	peak

Note: 1. Result (dBuV/m) = Correct Factor (dB/m) + Reading (dBuV).

2. Correction factor (dB/m) = Antenna Factor (dB/m) + Cable loss (dB) – Pre-Amplifier gain (dB).

3. When the peak results are less than average limit, so not need to evaluate the average.

Standard:	FCC Part 15.407	Test Distance:	3 m
Test item:	Band edge		
Frequency:	5200 MHz		
Mode:	802.11ax HE20		
Ant.Polar.:	Vertical		



No.	Frequency (MHz)	Reading (dBuV)	Correct Factor (dB/m)	Result (dBuV/m)	Limit (dBuV/m)	Margin (dB)	Remark
1	5143.500	61.45	-0.10	61.35	74.00	-12.65	peak
2	5150.000	59.99	-0.08	59.91	74.00	-14.09	peak
3	5201.800	116.16	0.02	116.18	68.20	47.98	peak
4	5350.000	56.43	0.30	56.73	74.00	-17.27	peak
5	5365.700	58.49	0.32	58.81	74.00	-15.19	peak

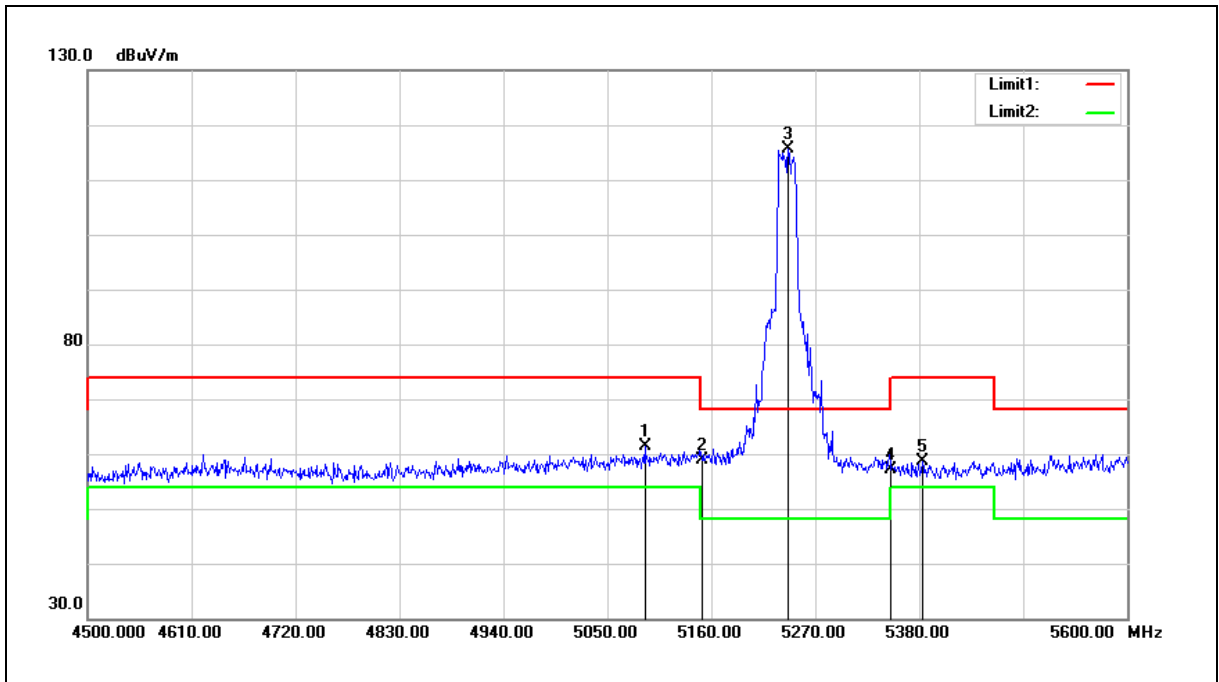
Note: 1. Result (dBuV/m) = Correct Factor (dB/m) + Reading (dBuV).

2. Correction factor (dB/m) = Antenna Factor (dB/m) + Cable loss (dB) – Pre-Amplifier gain (dB).

3. When the peak results are less than average limit, so not need to evaluate the average.



Standard:	FCC Part 15.407	Test Distance:	3 m
Test item:	Band edge		
Frequency:	5240 MHz		
Mode:	802.11ax HE20		
Ant.Polar.:	Horizontal		



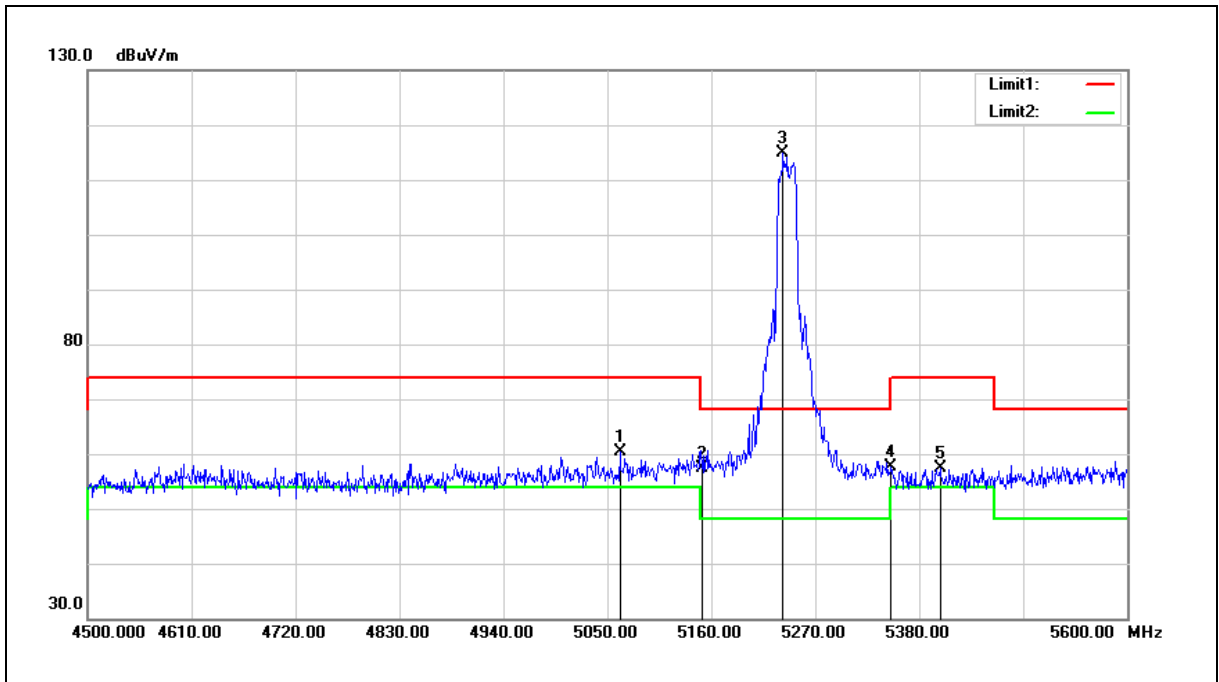
No.	Frequency (MHz)	Reading (dBuV)	Correct Factor (dB/m)	Result (dBuV/m)	Limit (dBuV/m)	Margin (dB)	Remark
1	5089.600	61.57	-0.19	61.38	74.00	-12.62	peak
2	5150.000	58.85	-0.08	58.77	74.00	-15.23	peak
3	5241.400	115.43	0.09	115.52	68.20	47.32	peak
4	5350.000	56.78	0.30	57.08	74.00	-16.92	peak
5	5383.300	58.27	0.36	58.63	74.00	-15.37	peak

Note: 1.Result (dBuV/m) = Correct Factor (dB/m) + Reading(dBuV).

2.Correction factor (dB/m) = Antenna Factor (dB/m) + Cable loss (dB) – Pre-Amplifier gain (dB).

3.When the peak results are less than average limit, so not need to evaluate the average.

Standard:	FCC Part 15.407	Test Distance:	3 m
Test item:	Band edge		
Frequency:	5240 MHz		
Mode:	802.11ax HE20		
Ant.Polar.:	Vertical		



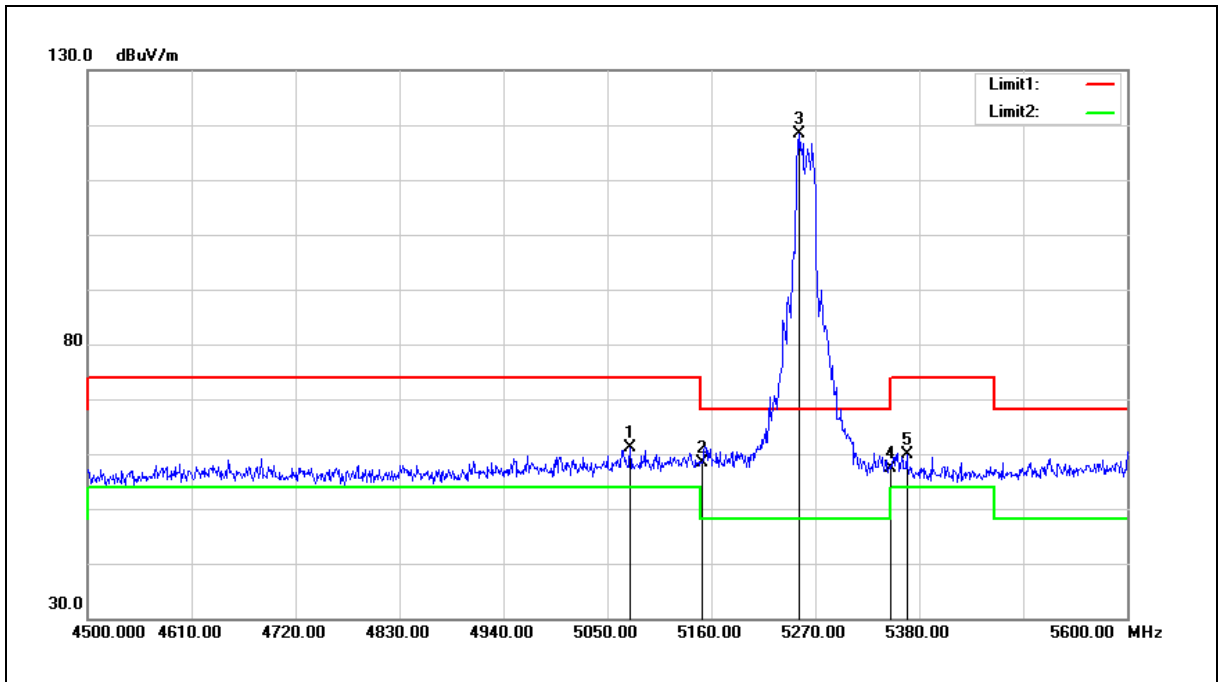
No.	Frequency (MHz)	Reading (dBuV)	Correct Factor (dB/m)	Result (dBuV/m)	Limit (dBuV/m)	Margin (dB)	Remark
1	5063.200	60.55	-0.24	60.31	74.00	-13.69	peak
2	5150.000	57.36	-0.08	57.28	74.00	-16.72	peak
3	5235.900	114.75	0.08	114.83	68.20	46.63	peak
4	5350.000	57.37	0.30	57.67	74.00	-16.33	peak
5	5402.000	57.10	0.39	57.49	74.00	-16.51	peak

Note: 1.Result (dBuV/m) = Correct Factor (dB/m) + Reading(dBuV).

2.Correction factor (dB/m) = Antenna Factor (dB/m) + Cable loss (dB) – Pre-Amplifier gain (dB).

3.When the peak results are less than average limit, so not need to evaluate the average.

Standard:	FCC Part 15.407	Test Distance:	3 m
Test item:	Band edge		
Frequency:	5260 MHz		
Mode:	802.11ax HE20		
Ant.Polar.:	Horizontal		



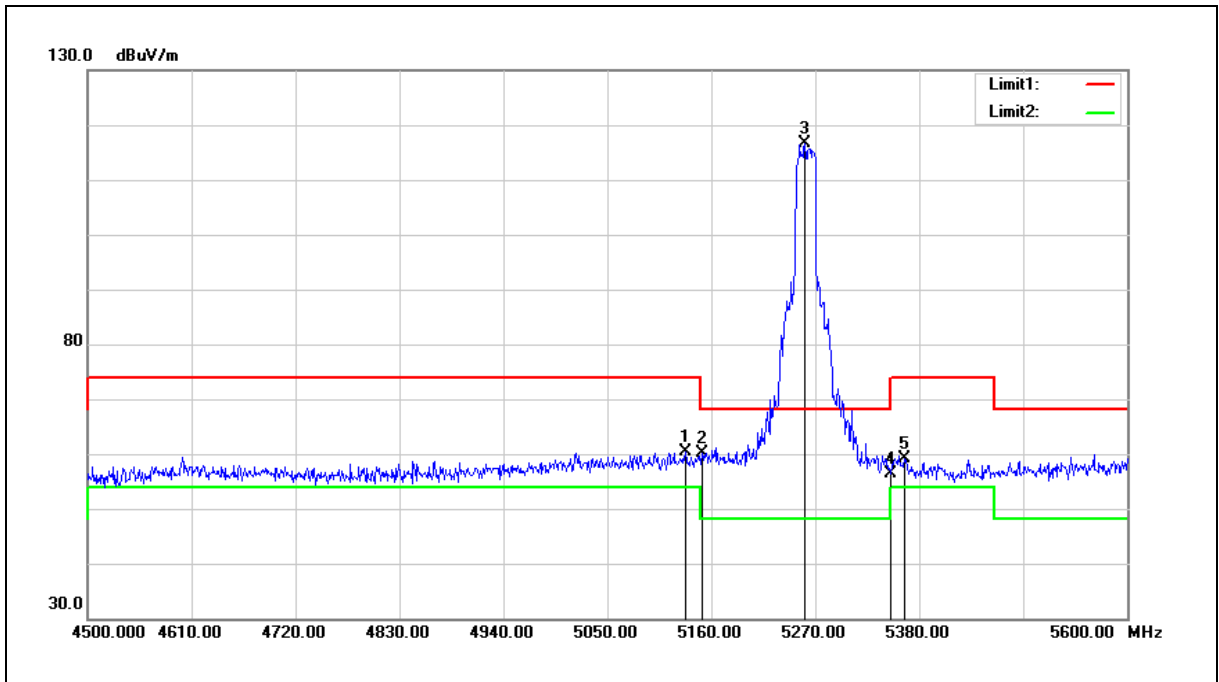
No.	Frequency (MHz)	Reading (dBuV)	Correct Factor (dB/m)	Result (dBuV/m)	Limit (dBuV/m)	Margin (dB)	Remark
1	5074.200	61.45	-0.22	61.23	74.00	-12.77	peak
2	5150.000	58.45	-0.08	58.37	74.00	-15.63	peak
3	5253.500	118.27	0.12	118.39	68.20	50.19	peak
4	5350.000	56.99	0.30	57.29	74.00	-16.71	peak
5	5366.800	59.53	0.32	59.85	74.00	-14.15	peak

Note: 1. Result (dBuV/m) = Correct Factor (dB/m) + Reading (dBuV).

2. Correction factor (dB/m) = Antenna Factor (dB/m) + Cable loss (dB) – Pre-Amplifier gain (dB).

3. When the peak results are less than average limit, so not need to evaluate the average.

Standard:	FCC Part 15.407	Test Distance:	3 m
Test item:	Band edge		
Frequency:	5260 MHz		
Mode:	802.11ax HE20		
Ant.Polar.:	Vertical		



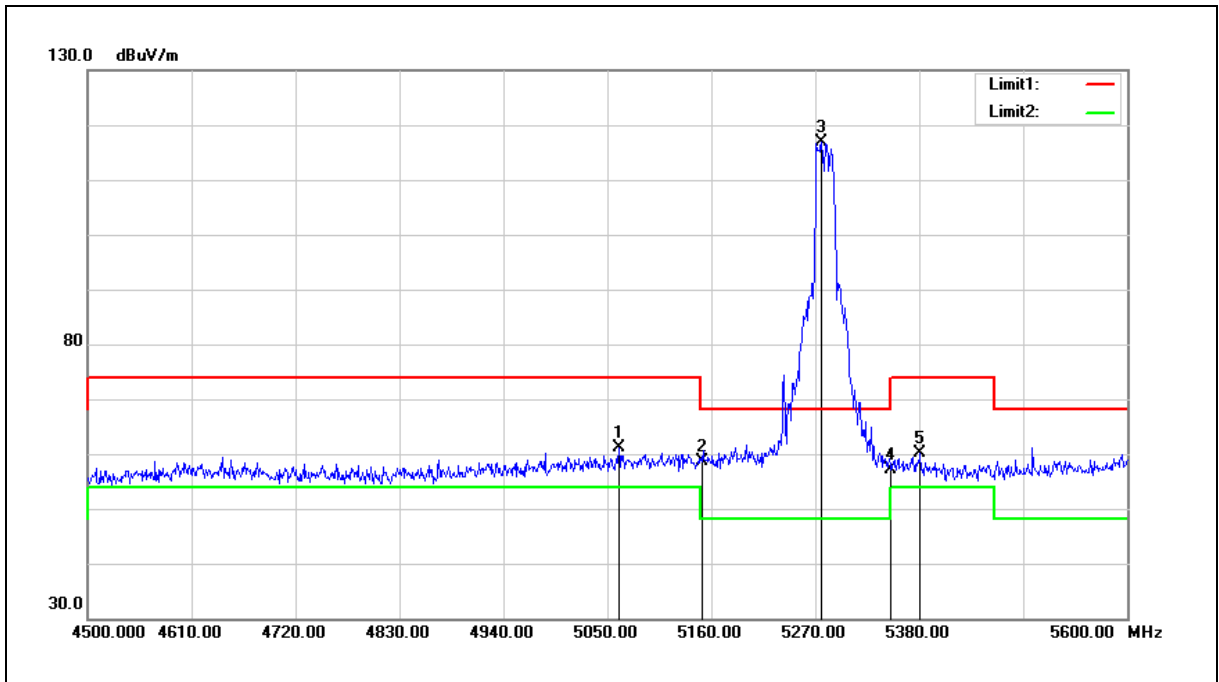
No.	Frequency (MHz)	Reading (dBuV)	Correct Factor (dB/m)	Result (dBuV/m)	Limit (dBuV/m)	Margin (dB)	Remark
1	5132.500	60.50	-0.10	60.40	74.00	-13.60	peak
2	5150.000	60.23	-0.08	60.15	74.00	-13.85	peak
3	5259.000	116.56	0.13	116.69	68.20	48.49	peak
4	5350.000	56.07	0.30	56.37	74.00	-17.63	peak
5	5364.600	58.84	0.32	59.16	74.00	-14.84	peak

Note: 1.Result (dBuV/m) = Correct Factor (dB/m) + Reading(dBuV).

2.Correction factor (dB/m) = Antenna Factor (dB/m) + Cable loss (dB) – Pre-Amplifier gain (dB).

3.When the peak results are less than average limit, so not need to evaluate the average.

Standard:	FCC Part 15.407	Test Distance:	3 m
Test item:	Band edge		
Frequency:	5280 MHz		
Mode:	802.11ax HE20		
Ant.Polar.:	Horizontal		



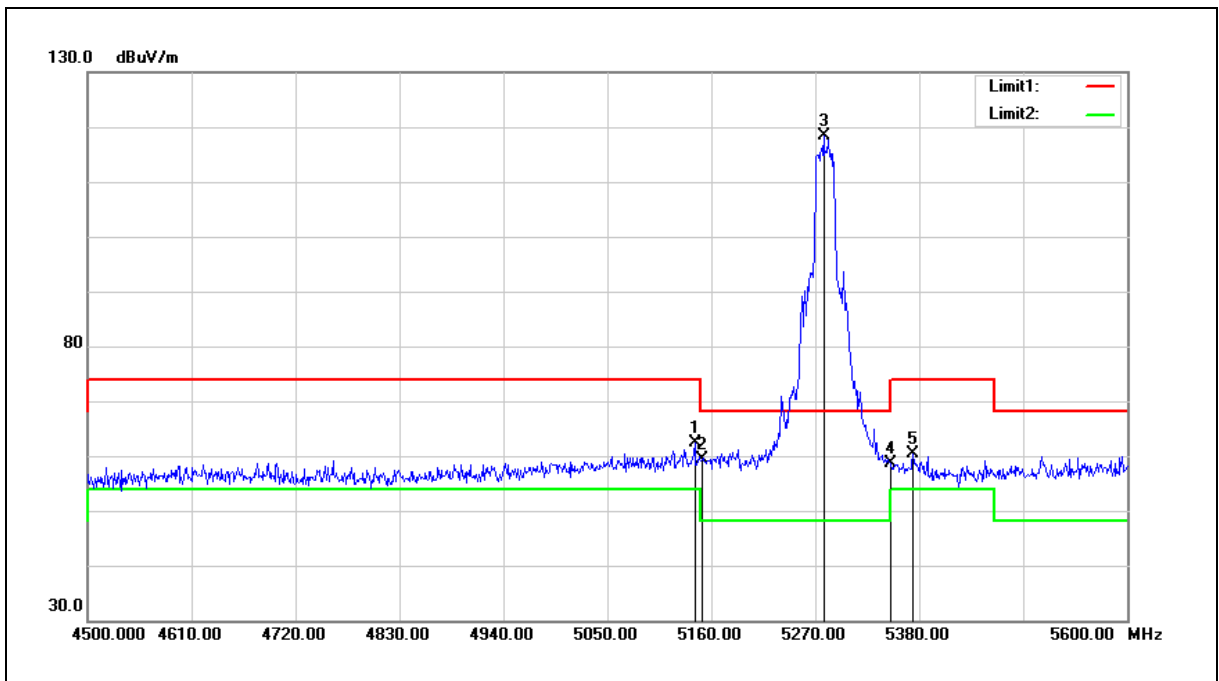
No.	Frequency (MHz)	Reading (dBuV)	Correct Factor (dB/m)	Result (dBuV/m)	Limit (dBuV/m)	Margin (dB)	Remark
1	5062.100	61.49	-0.24	61.25	74.00	-12.75	peak
2	5150.000	58.76	-0.08	58.68	74.00	-15.32	peak
3	5276.600	116.78	0.15	116.93	68.20	48.73	peak
4	5350.000	56.91	0.30	57.21	74.00	-16.79	peak
5	5381.100	59.77	0.35	60.12	74.00	-13.88	peak

Note: 1.Result (dBuV/m) = Correct Factor (dB/m) + Reading(dBuV).

2.Correction factor (dB/m) = Antenna Factor (dB/m) + Cable loss (dB) – Pre-Amplifier gain (dB).

3.When the peak results are less than average limit, so not need to evaluate the average.

Standard:	FCC Part 15.407	Test Distance:	3 m
Test item:	Band edge		
Frequency:	5280 MHz		
Mode:	802.11ax HE20		
Ant.Polar.:	Vertical		



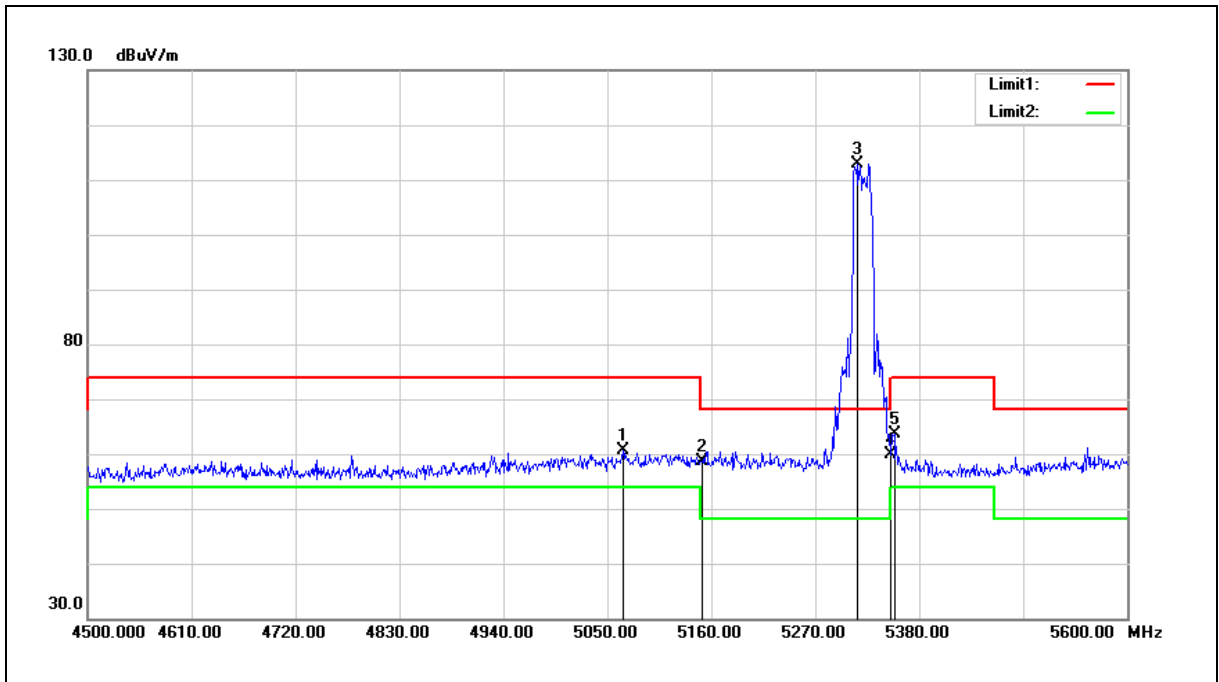
No.	Frequency (MHz)	Reading (dBuV)	Correct Factor (dB/m)	Result (dBuV/m)	Limit (dBuV/m)	Margin (dB)	Remark
1	5142.400	62.40	-0.10	62.30	74.00	-11.70	peak
2	5150.000	59.39	-0.08	59.31	74.00	-14.69	peak
3	5278.800	118.13	0.15	118.28	68.20	50.08	peak
4	5350.000	58.43	0.30	58.73	74.00	-15.27	peak
5	5373.400	59.98	0.34	60.32	74.00	-13.68	peak

Note: 1.Result (dBuV/m) = Correct Factor (dB/m) + Reading(dBuV).

2.Correction factor (dB/m) = Antenna Factor (dB/m) + Cable loss (dB) – Pre-Amplifier gain (dB).

3.When the peak results are less than average limit, so not need to evaluate the average.

Standard:	FCC Part 15.407	Test Distance:	3 m
Test item:	Band edge		
Frequency:	5320 MHz		
Mode:	802.11ax HE20		
Ant.Polar.:	Horizontal		



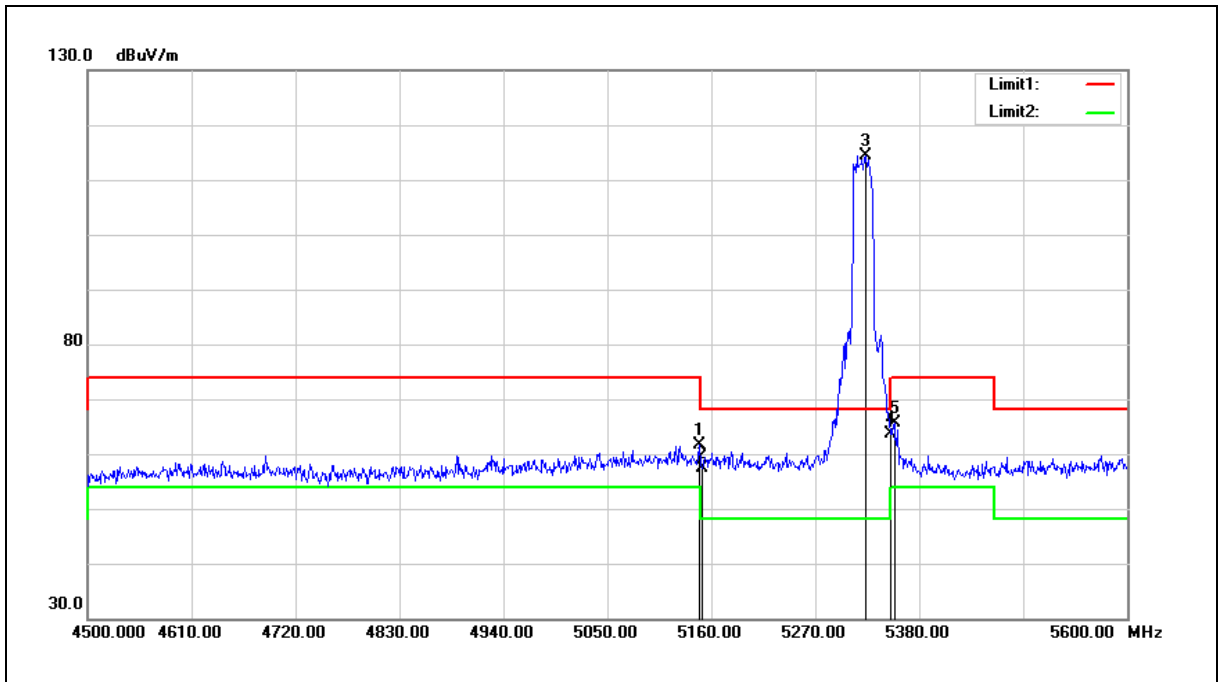
No.	Frequency (MHz)	Reading (dBuV)	Correct Factor (dB/m)	Result (dBuV/m)	Limit (dBuV/m)	Margin (dB)	Remark
1	5066.500	60.78	-0.24	60.54	74.00	-13.46	peak
2	5150.000	58.71	-0.08	58.63	74.00	-15.37	peak
3	5314.000	112.72	0.23	112.95	68.20	44.75	peak
4	5350.000	59.51	0.30	59.81	74.00	-14.19	peak
5	5353.600	63.25	0.30	63.55	74.00	-10.45	peak

Note: 1.Result (dBuV/m) = Correct Factor (dB/m) + Reading(dBuV).

2.Correction factor (dB/m) = Antenna Factor (dB/m) + Cable loss (dB) – Pre-Amplifier gain (dB).

3.When the peak results are less than average limit, so not need to evaluate the average.

Standard:	FCC Part 15.407	Test Distance:	3 m
Test item:	Band edge		
Frequency:	5320 MHz		
Mode:	802.11ax HE20		
Ant.Polar.:	Vertical		



No.	Frequency (MHz)	Reading (dBuV)	Correct Factor (dB/m)	Result (dBuV/m)	Limit (dBuV/m)	Margin (dB)	Remark
1	5146.800	61.81	-0.08	61.73	74.00	-12.27	peak
2	5150.000	57.52	-0.08	57.44	74.00	-16.56	peak
3	5323.900	114.23	0.25	114.48	68.20	46.28	peak
4	5350.000	63.42	0.30	63.72	74.00	-10.28	peak
5	5353.600	65.25	0.30	65.55	74.00	-8.45	peak

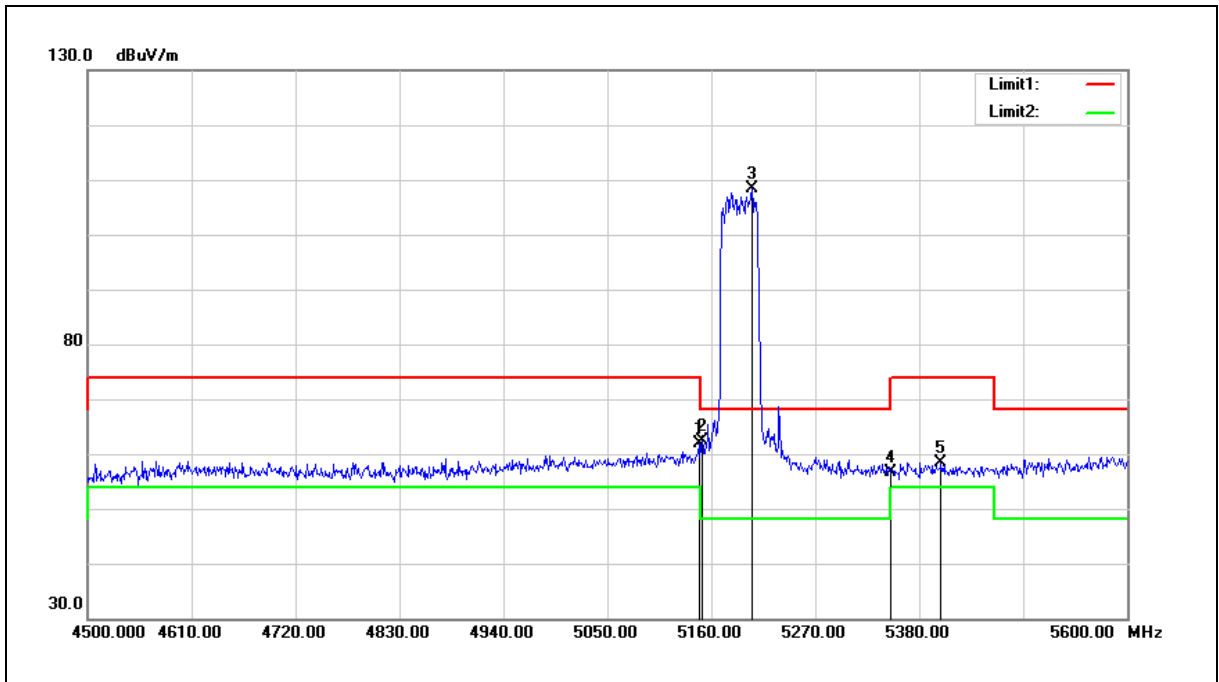
Note: 1. Result (dBuV/m) = Correct Factor (dB/m) + Reading (dBuV).

2. Correction factor (dB/m) = Antenna Factor (dB/m) + Cable loss (dB) – Pre-Amplifier gain (dB).

3. When the peak results are less than average limit, so not need to evaluate the average.



Standard:	FCC Part 15.407	Test Distance:	3 m
Test item:	Band edge		
Frequency:	5190 MHz		
Mode:	802.11ax HE40		
Ant.Polar.:	Horizontal		



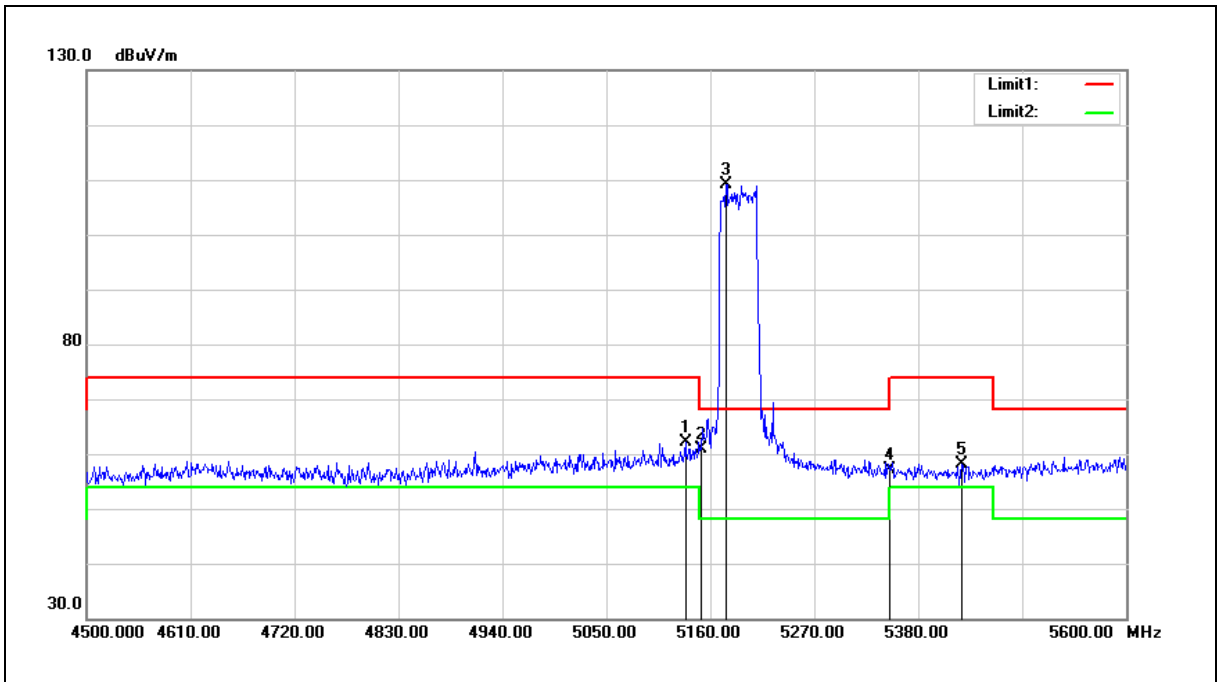
No.	Frequency (MHz)	Reading (dBuV)	Correct Factor (dB/m)	Result (dBuV/m)	Limit (dBuV/m)	Margin (dB)	Remark
1	5146.800	61.93	-0.08	61.85	74.00	-12.15	peak
2	5150.000	62.36	-0.08	62.28	74.00	-11.72	peak
3	5202.900	108.35	0.02	108.37	68.20	40.17	peak
4	5350.000	56.37	0.30	56.67	74.00	-17.33	peak
5	5403.100	58.04	0.39	58.43	74.00	-15.57	peak

Note: 1.Result (dBuV/m) = Correct Factor (dB/m) + Reading(dBuV).

2.Correction factor (dB/m) = Antenna Factor (dB/m) + Cable loss (dB) – Pre-Amplifier gain (dB).

3.When the peak results are less than average limit, so not need to evaluate the average.

Standard:	FCC Part 15.407	Test Distance:	3 m
Test item:	Band edge		
Frequency:	5190 MHz		
Mode:	802.11ax HE40		
Ant.Polar.:	Vertical		



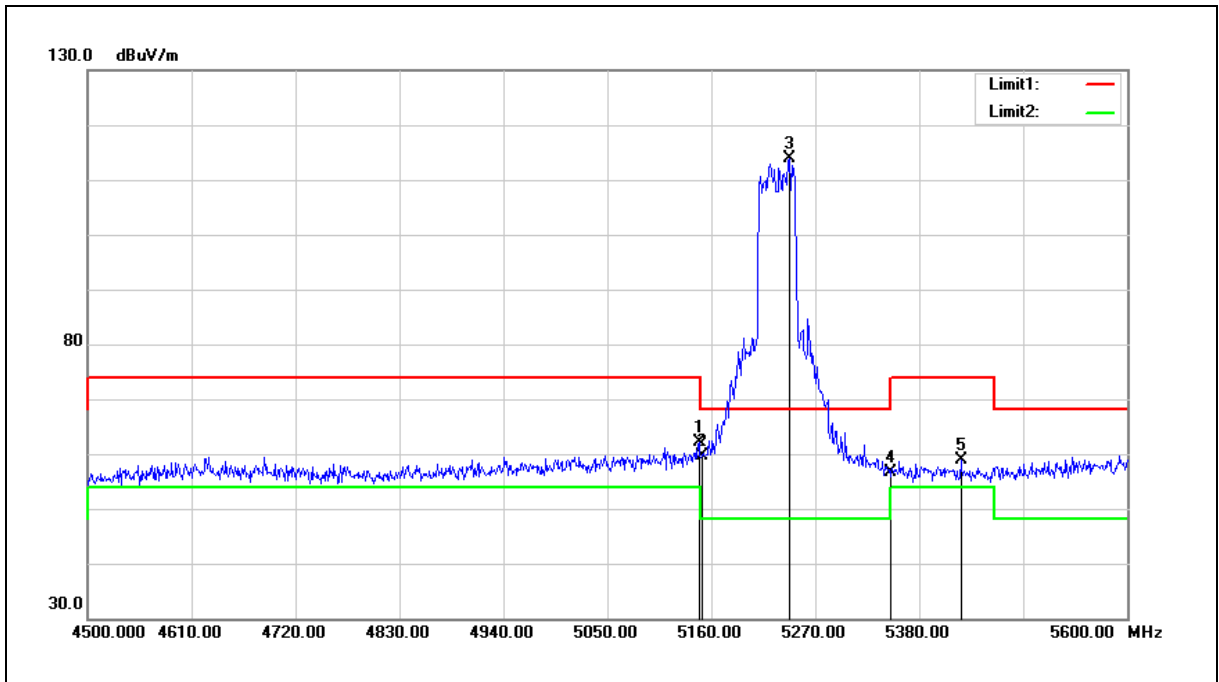
No.	Frequency (MHz)	Reading (dBuV)	Correct Factor (dB/m)	Result (dBuV/m)	Limit (dBuV/m)	Margin (dB)	Remark
1	5133.600	62.22	-0.10	62.12	74.00	-11.88	peak
2	5150.000	61.07	-0.08	60.99	74.00	-13.01	peak
3	5176.500	109.24	-0.03	109.21	68.20	41.01	peak
4	5350.000	56.92	0.30	57.22	74.00	-16.78	peak
5	5426.200	57.75	0.43	58.18	74.00	-15.82	peak

Note: 1.Result (dBuV/m) = Correct Factor (dB/m) + Reading(dBuV).

2.Correction factor (dB/m) = Antenna Factor (dB/m) + Cable loss (dB) – Pre-Amplifier gain (dB).

3.When the peak results are less than average limit, so not need to evaluate the average.

Standard:	FCC Part 15.407	Test Distance:	3 m
Test item:	Band edge		
Frequency:	5230 MHz		
Mode:	802.11ax HE40		
Ant.Polar.:	Horizontal		



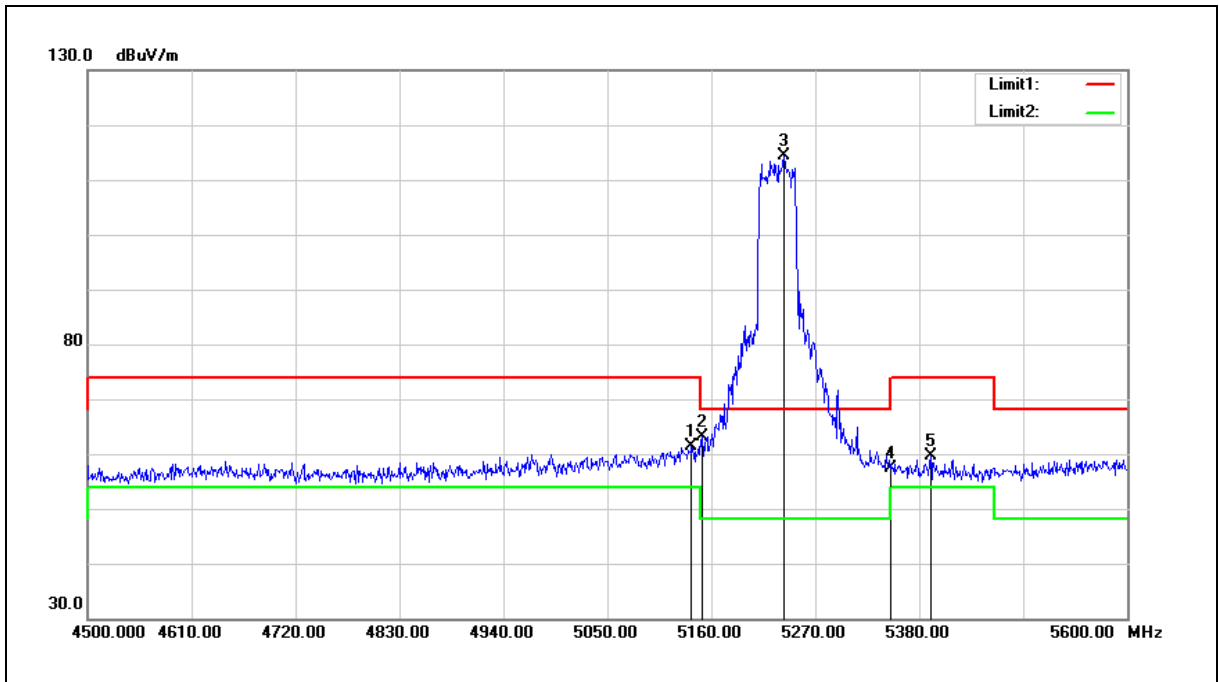
No.	Frequency (MHz)	Reading (dBuV)	Correct Factor (dB/m)	Result (dBuV/m)	Limit (dBuV/m)	Margin (dB)	Remark
1	5146.800	62.31	-0.08	62.23	74.00	-11.77	peak
2	5150.000	59.79	-0.08	59.71	74.00	-14.29	peak
3	5242.500	113.68	0.09	113.77	68.20	45.57	peak
4	5350.000	56.40	0.30	56.70	74.00	-17.30	peak
5	5424.000	58.38	0.43	58.81	74.00	-15.19	peak

Note: 1. Result (dBuV/m) = Correct Factor (dB/m) + Reading (dBuV).

2. Correction factor (dB/m) = Antenna Factor (dB/m) + Cable loss (dB) – Pre-Amplifier gain (dB).

3. When the peak results are less than average limit, so not need to evaluate the average.

Standard:	FCC Part 15.407	Test Distance:	3 m
Test item:	Band edge		
Frequency:	5230 MHz		
Mode:	802.11ax HE40		
Ant.Polar.:	Vertical		



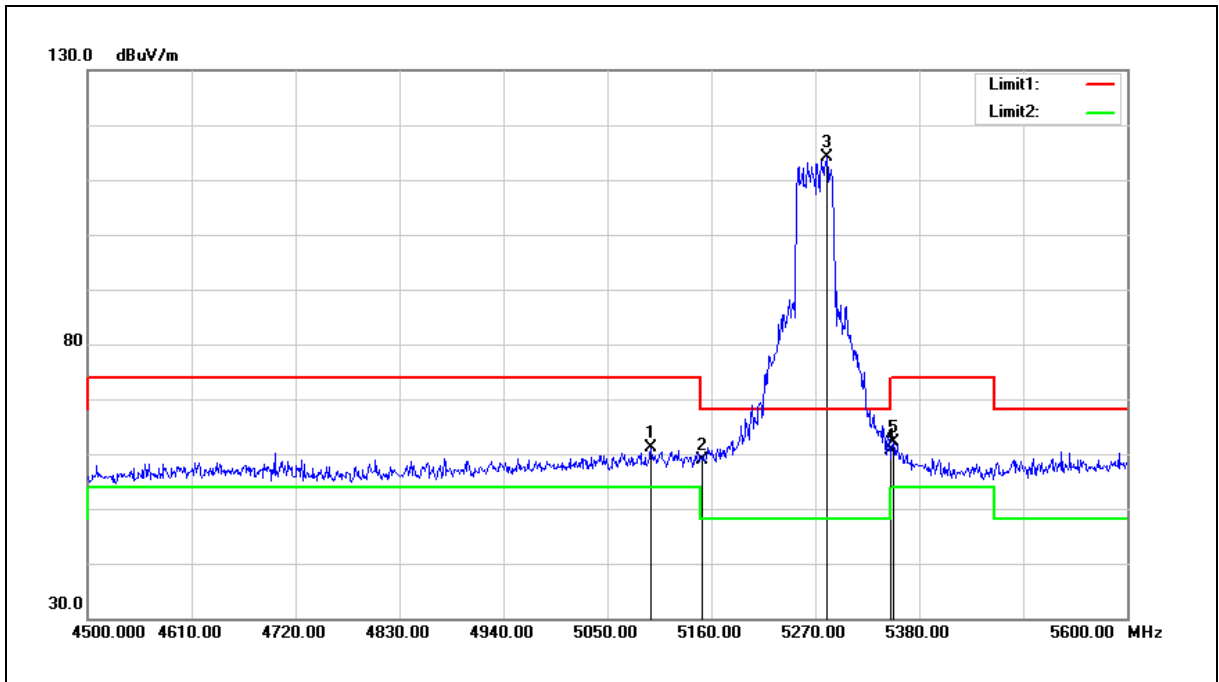
No.	Frequency (MHz)	Reading (dBuV)	Correct Factor (dB/m)	Result (dBuV/m)	Limit (dBuV/m)	Margin (dB)	Remark
1	5139.100	61.43	-0.10	61.33	74.00	-12.67	peak
2	5150.000	63.11	-0.08	63.03	74.00	-10.97	peak
3	5237.000	114.30	0.08	114.38	68.20	46.18	peak
4	5350.000	57.00	0.30	57.30	74.00	-16.70	peak
5	5392.100	59.28	0.37	59.65	74.00	-14.35	peak

Note: 1.Result (dBuV/m) = Correct Factor (dB/m) + Reading(dBuV).

2.Correction factor (dB/m) = Antenna Factor (dB/m) + Cable loss (dB) – Pre-Amplifier gain (dB).

3.When the peak results are less than average limit, so not need to evaluate the average.

Standard:	FCC Part 15.407	Test Distance:	3 m
Test item:	Band edge		
Frequency:	5270 MHz		
Mode:	802.11ax HE40		
Ant.Polar.:	Horizontal		



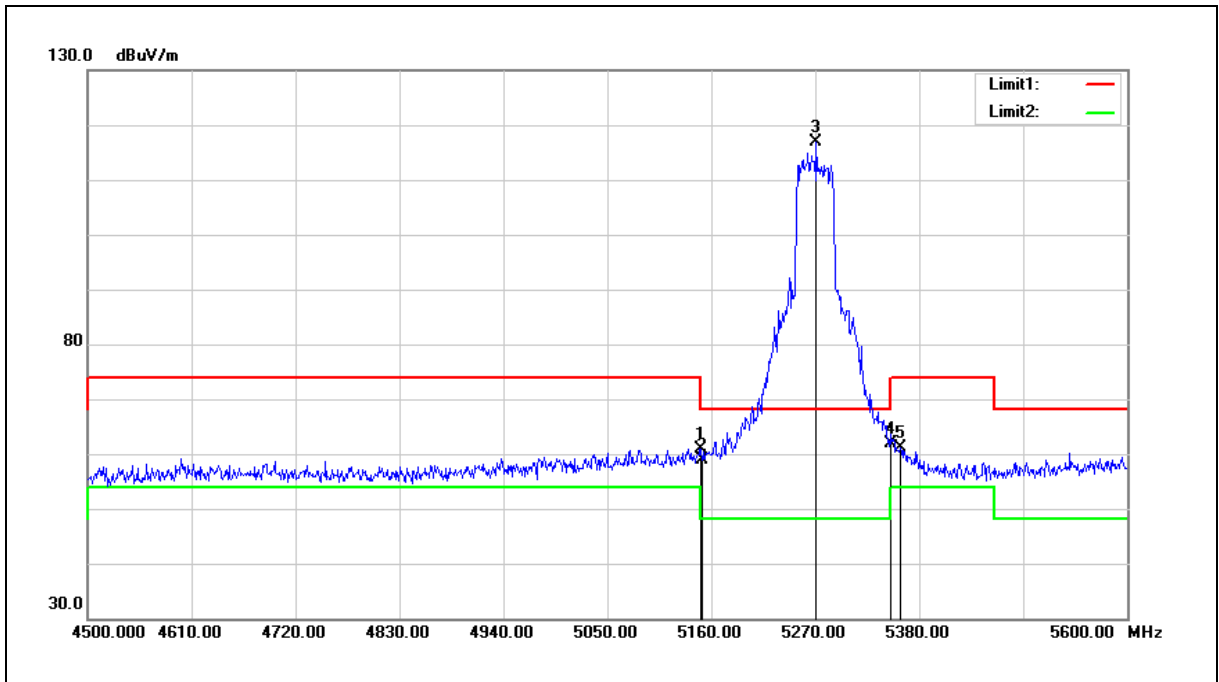
No.	Frequency (MHz)	Reading (dBuV)	Correct Factor (dB/m)	Result (dBuV/m)	Limit (dBuV/m)	Margin (dB)	Remark
1	5096.200	61.22	-0.18	61.04	74.00	-12.96	peak
2	5150.000	58.89	-0.08	58.81	74.00	-15.19	peak
3	5282.100	113.94	0.18	114.12	68.20	45.92	peak
4	5350.000	60.41	0.30	60.71	74.00	-13.29	peak
5	5352.500	61.82	0.30	62.12	74.00	-11.88	peak

Note: 1.Result (dBuV/m) = Correct Factor (dB/m) + Reading(dBuV).

2.Correction factor (dB/m) = Antenna Factor (dB/m) + Cable loss (dB) – Pre-Amplifier gain (dB).

3.When the peak results are less than average limit, so not need to evaluate the average.

Standard:	FCC Part 15.407	Test Distance:	3 m
Test item:	Band edge		
Frequency:	5270 MHz		
Mode:	802.11ax HE40		
Ant.Polar.:	Vertical		



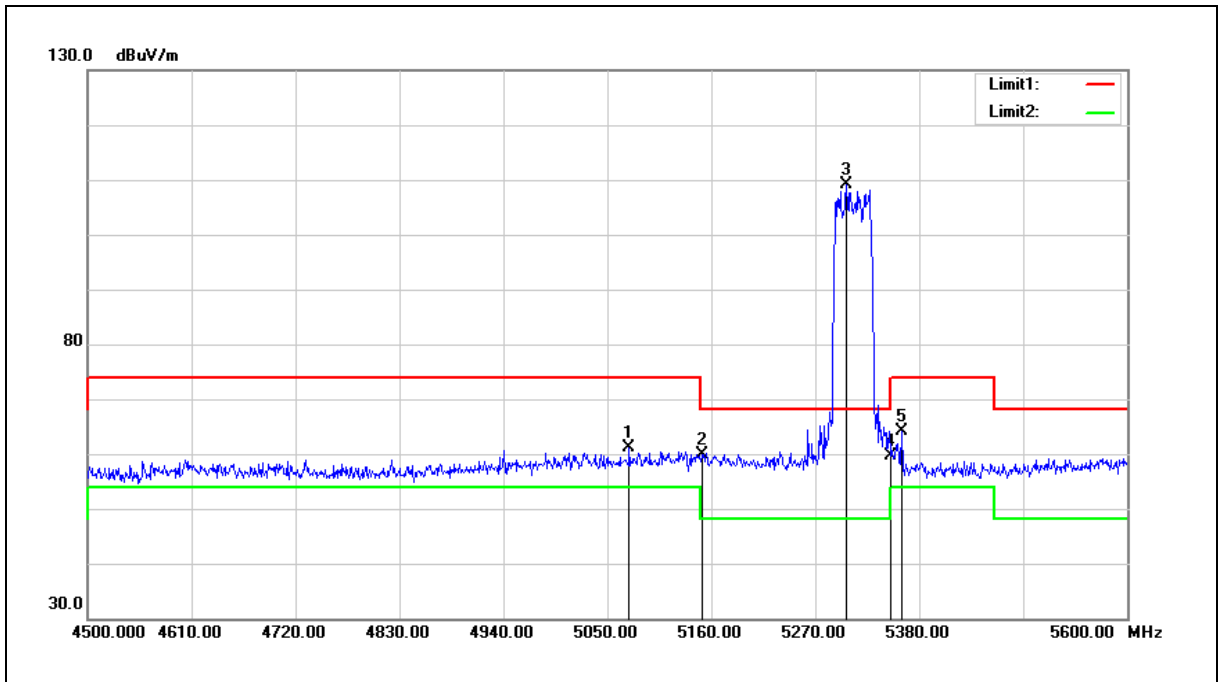
No.	Frequency (MHz)	Reading (dBuV)	Correct Factor (dB/m)	Result (dBuV/m)	Limit (dBuV/m)	Margin (dB)	Remark
1	5149.000	61.07	-0.08	60.99	74.00	-13.01	peak
2	5150.000	59.07	-0.08	58.99	74.00	-15.01	peak
3	5271.100	116.80	0.15	116.95	68.20	48.75	peak
4	5350.000	61.50	0.30	61.80	74.00	-12.20	peak
5	5360.200	60.89	0.31	61.20	74.00	-12.80	peak

Note: 1.Result (dBuV/m) = Correct Factor (dB/m) + Reading(dBuV).

2.Correction factor (dB/m) = Antenna Factor (dB/m) + Cable loss (dB) – Pre-Amplifier gain (dB).

3.When the peak results are less than average limit, so not need to evaluate the average.

Standard:	FCC Part 15.407	Test Distance:	3 m
Test item:	Band edge		
Frequency:	5310 MHz		
Mode:	802.11ax HE40		
Ant.Polar.:	Horizontal		



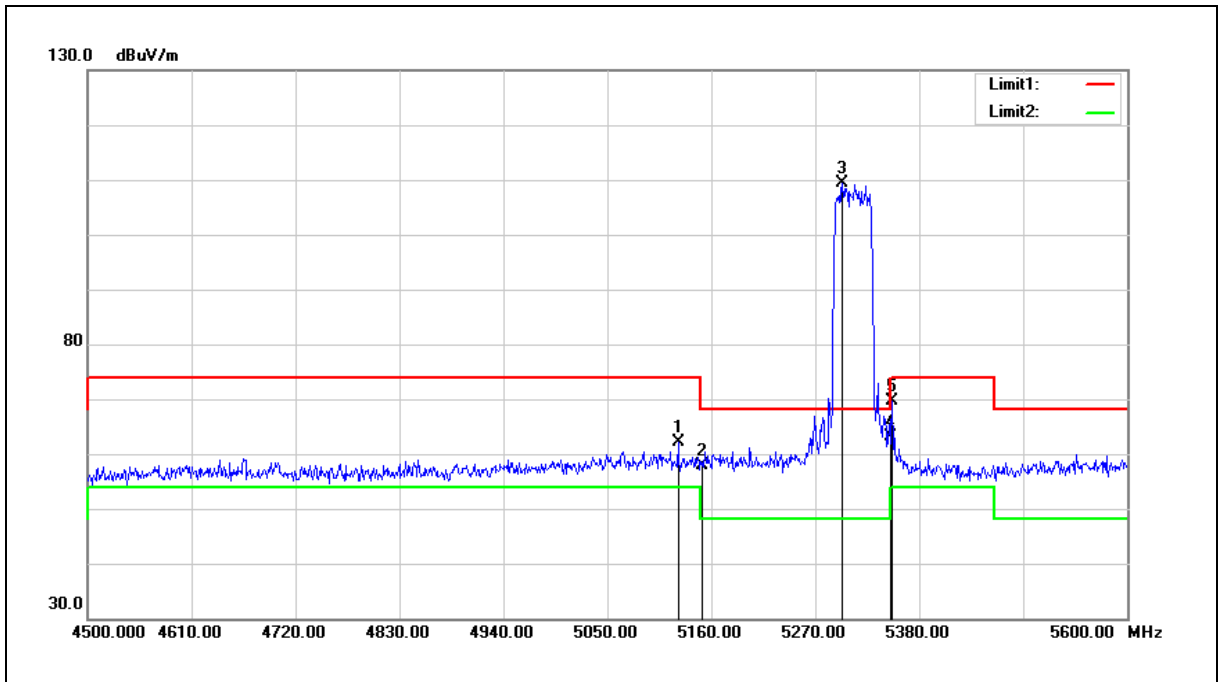
No.	Frequency (MHz)	Reading (dBuV)	Correct Factor (dB/m)	Result (dBuV/m)	Limit (dBuV/m)	Margin (dB)	Remark
1	5073.100	61.32	-0.23	61.09	74.00	-12.91	peak
2	5150.000	59.87	-0.08	59.79	74.00	-14.21	peak
3	5303.000	108.91	0.20	109.11	68.20	40.91	peak
4	5350.000	59.35	0.30	59.65	74.00	-14.35	peak
5	5361.300	63.81	0.31	64.12	74.00	-9.88	peak

Note: 1.Result (dBuV/m) = Correct Factor (dB/m) + Reading(dBuV).

2.Correction factor (dB/m) = Antenna Factor (dB/m) + Cable loss (dB) – Pre-Amplifier gain (dB).

3.When the peak results are less than average limit, so not need to evaluate the average.

Standard:	FCC Part 15.407	Test Distance:	3 m
Test item:	Band edge		
Frequency:	5310 MHz		
Mode:	802.11ax HE40		
Ant.Polar.:	Vertical		



No.	Frequency (MHz)	Reading (dBuV)	Correct Factor (dB/m)	Result (dBuV/m)	Limit (dBuV/m)	Margin (dB)	Remark
1	5124.800	62.36	-0.13	62.23	74.00	-11.77	peak
2	5150.000	58.05	-0.08	57.97	74.00	-16.03	peak
3	5298.600	109.12	0.20	109.32	68.20	41.12	peak
4	5350.000	62.76	0.30	63.06	74.00	-10.94	peak
5	5351.400	69.24	0.30	69.54	74.00	-4.46	peak

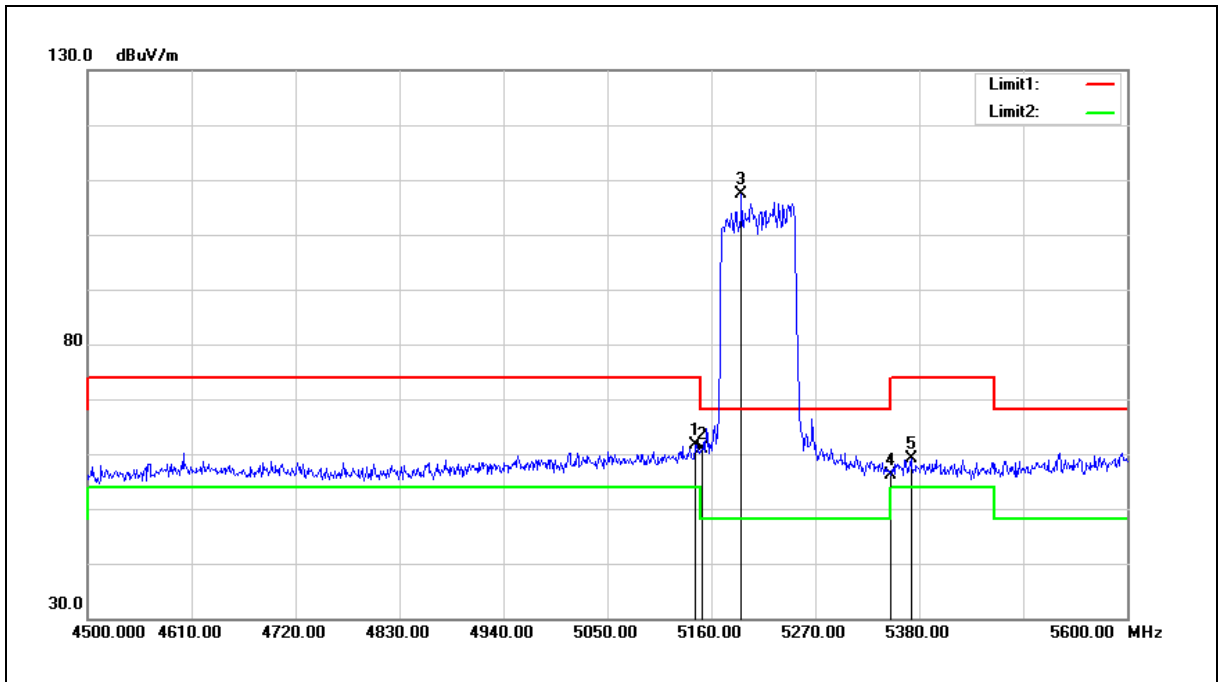
Note: 1.Result (dBuV/m) = Correct Factor (dB/m) + Reading(dBuV).

2.Correction factor (dB/m) = Antenna Factor (dB/m) + Cable loss (dB) – Pre-Amplifier gain (dB).

3.When the peak results are less than average limit, so not need to evaluate the average.



Standard:	FCC Part 15.407	Test Distance:	3 m
Test item:	Band edge		
Frequency:	5210 MHz		
Mode:	802.11ax HE80		
Ant.Polar.:	Horizontal		



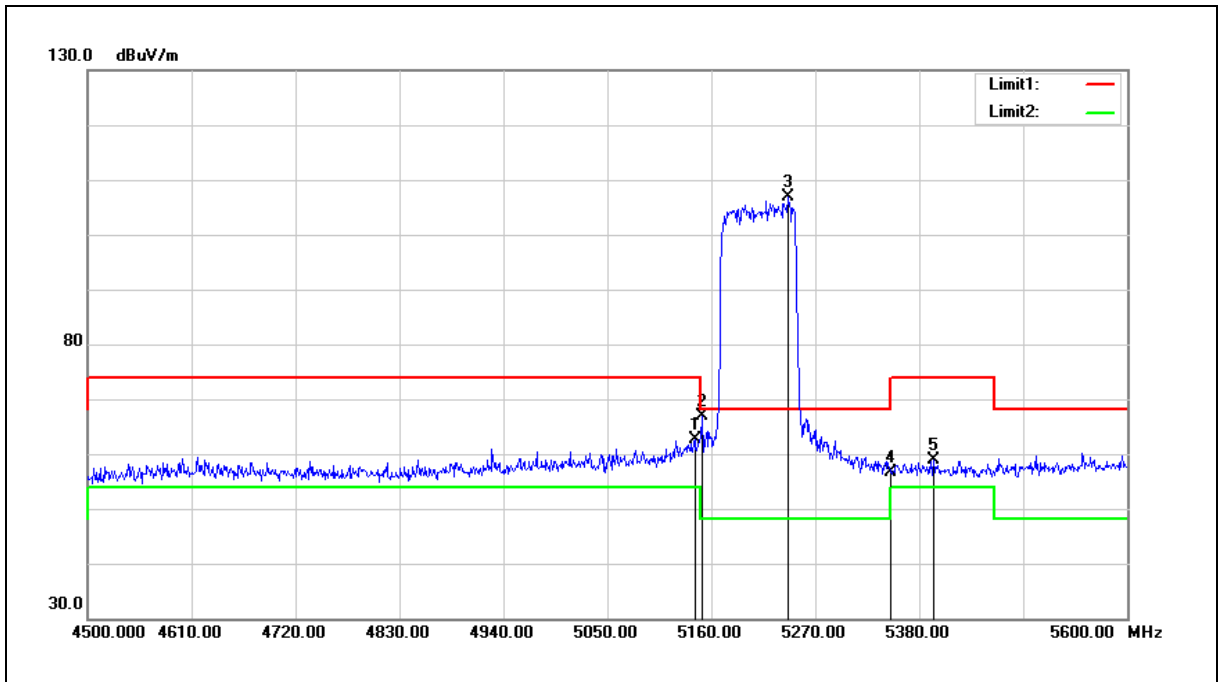
No.	Frequency (MHz)	Reading (dBuV)	Correct Factor (dB/m)	Result (dBuV/m)	Limit (dBuV/m)	Margin (dB)	Remark
1	5143.500	61.81	-0.10	61.71	74.00	-12.29	peak
2	5150.000	61.06	-0.08	60.98	74.00	-13.02	peak
3	5191.900	107.41	0.00	107.41	68.20	39.21	peak
4	5350.000	55.93	0.30	56.23	74.00	-17.77	peak
5	5371.200	58.80	0.34	59.14	74.00	-14.86	peak

Note: 1.Result (dBuV/m) = Correct Factor (dB/m) + Reading(dBuV).

2.Correction factor (dB/m) = Antenna Factor (dB/m) + Cable loss (dB) – Pre-Amplifier gain (dB).

3.When the peak results are less than average limit, so not need to evaluate the average.

Standard:	FCC Part 15.407	Test Distance:	3 m
Test item:	Band edge		
Frequency:	5210 MHz		
Mode:	802.11ax HE80		
Ant.Polar.:	Vertical		



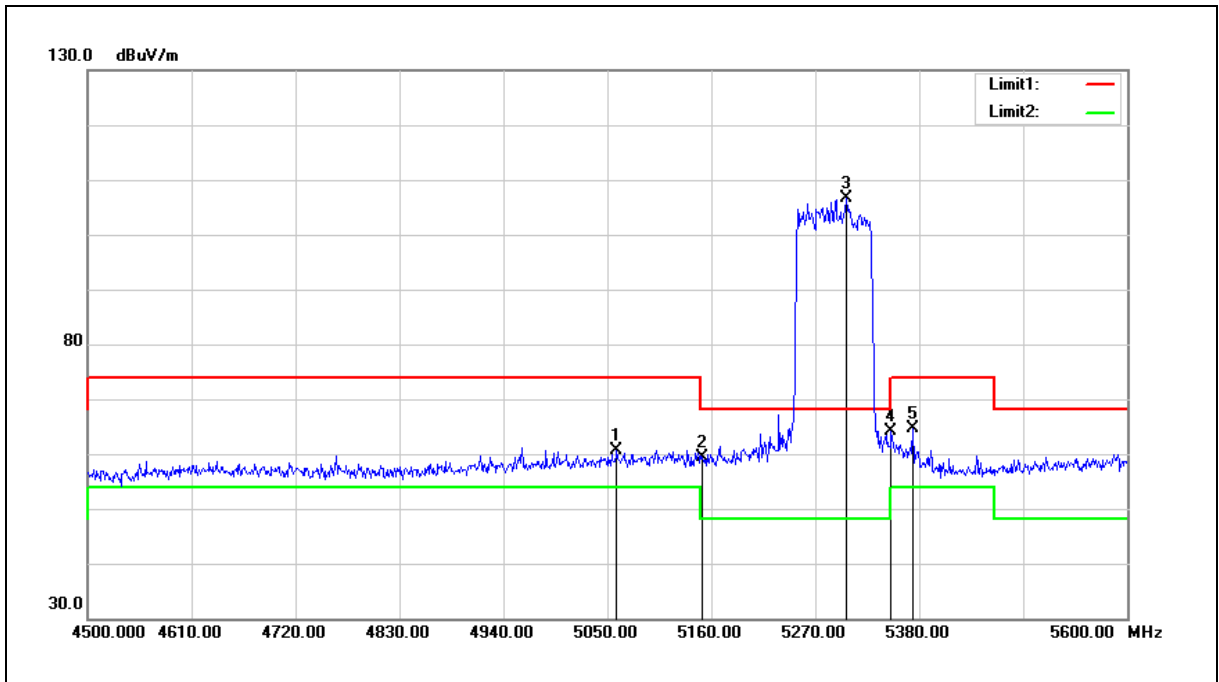
No.	Frequency (MHz)	Reading (dBuV)	Correct Factor (dB/m)	Result (dBuV/m)	Limit (dBuV/m)	Margin (dB)	Remark
1	5142.400	62.79	-0.10	62.69	74.00	-11.31	peak
2	5150.000	67.06	-0.08	66.98	74.00	-7.02	peak
3	5241.400	106.84	0.09	106.93	68.20	38.73	peak
4	5350.000	56.40	0.30	56.70	74.00	-17.30	peak
5	5395.400	58.60	0.38	58.98	74.00	-15.02	peak

Note: 1.Result (dBuV/m) = Correct Factor (dB/m) + Reading(dBuV).

2.Correction factor (dB/m) = Antenna Factor (dB/m) + Cable loss (dB) – Pre-Amplifier gain (dB).

3.When the peak results are less than average limit, so not need to evaluate the average.

Standard:	FCC Part 15.407	Test Distance:	3 m
Test item:	Band edge		
Frequency:	5290 MHz		
Mode:	802.11ax HE80		
Ant.Polar.:	Horizontal		



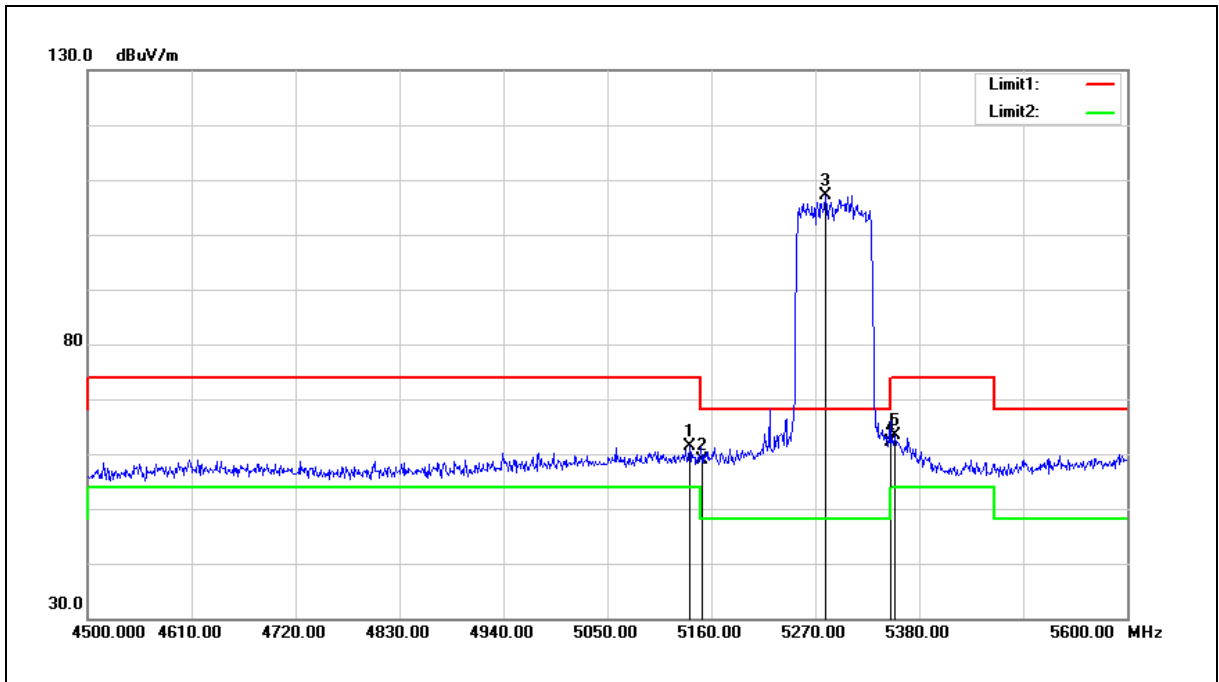
No.	Frequency (MHz)	Reading (dBuV)	Correct Factor (dB/m)	Result (dBuV/m)	Limit (dBuV/m)	Margin (dB)	Remark
1	5059.900	60.95	-0.25	60.70	74.00	-13.30	peak
2	5150.000	59.54	-0.08	59.46	74.00	-14.54	peak
3	5303.000	106.43	0.20	106.63	68.20	38.43	peak
4	5350.000	63.87	0.30	64.17	74.00	-9.83	peak
5	5373.400	64.23	0.34	64.57	74.00	-9.43	peak

Note: 1.Result (dBuV/m) = Correct Factor (dB/m) + Reading(dBuV).

2.Correction factor (dB/m) = Antenna Factor (dB/m) + Cable loss (dB) – Pre-Amplifier gain (dB).

3.When the peak results are less than average limit, so not need to evaluate the average.

Standard:	FCC Part 15.407	Test Distance:	3 m
Test item:	Band edge		
Frequency:	5290 MHz		
Mode:	802.11ax HE80		
Ant.Polar.:	Vertical		



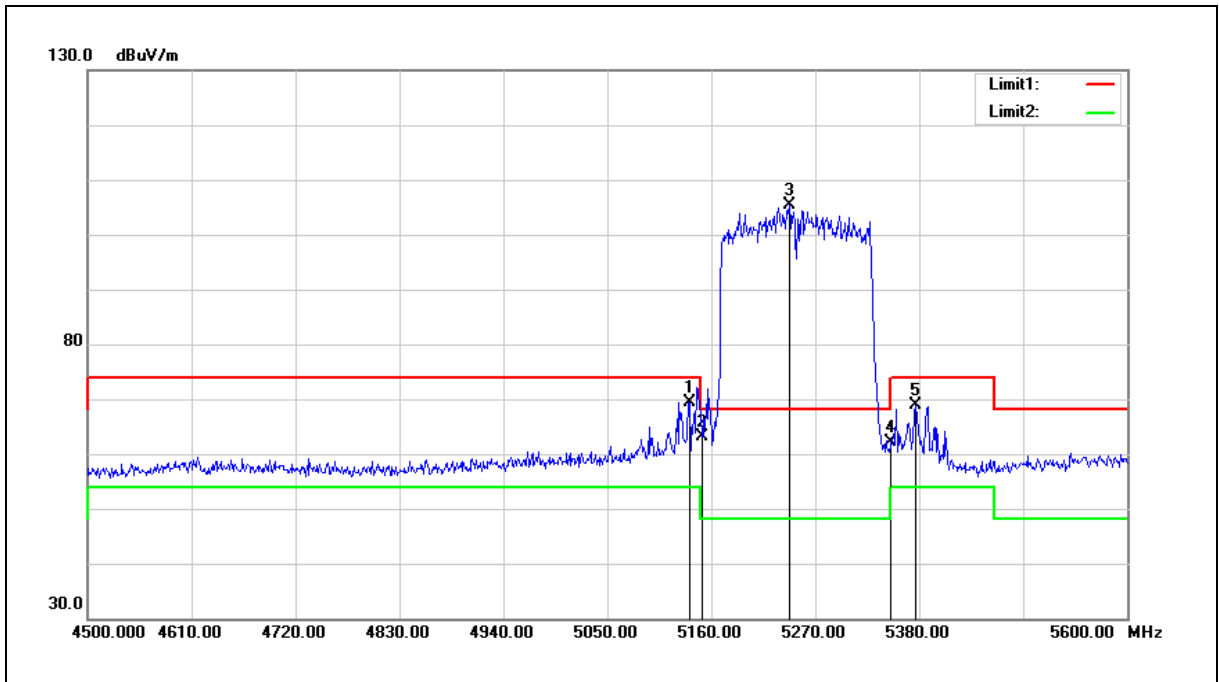
No.	Frequency (MHz)	Reading (dBuV)	Correct Factor (dB/m)	Result (dBuV/m)	Limit (dBuV/m)	Margin (dB)	Remark
1	5136.900	61.44	-0.10	61.34	74.00	-12.66	peak
2	5150.000	59.03	-0.08	58.95	74.00	-15.05	peak
3	5281.000	106.90	0.17	107.07	68.20	38.87	peak
4	5350.000	61.77	0.30	62.07	74.00	-11.93	peak
5	5354.700	63.06	0.30	63.36	74.00	-10.64	peak

Note: 1.Result (dBuV/m) = Correct Factor (dB/m) + Reading(dBuV).

2.Correction factor (dB/m) = Antenna Factor (dB/m) + Cable loss (dB) – Pre-Amplifier gain (dB).

3.When the peak results are less than average limit, so not need to evaluate the average.

Standard:	FCC Part 15.407	Test Distance:	3 m
Test item:	Band edge		
Frequency:	5250 MHz		
Mode:	802.11ax HE160		
Ant.Polar.:	Horizontal		



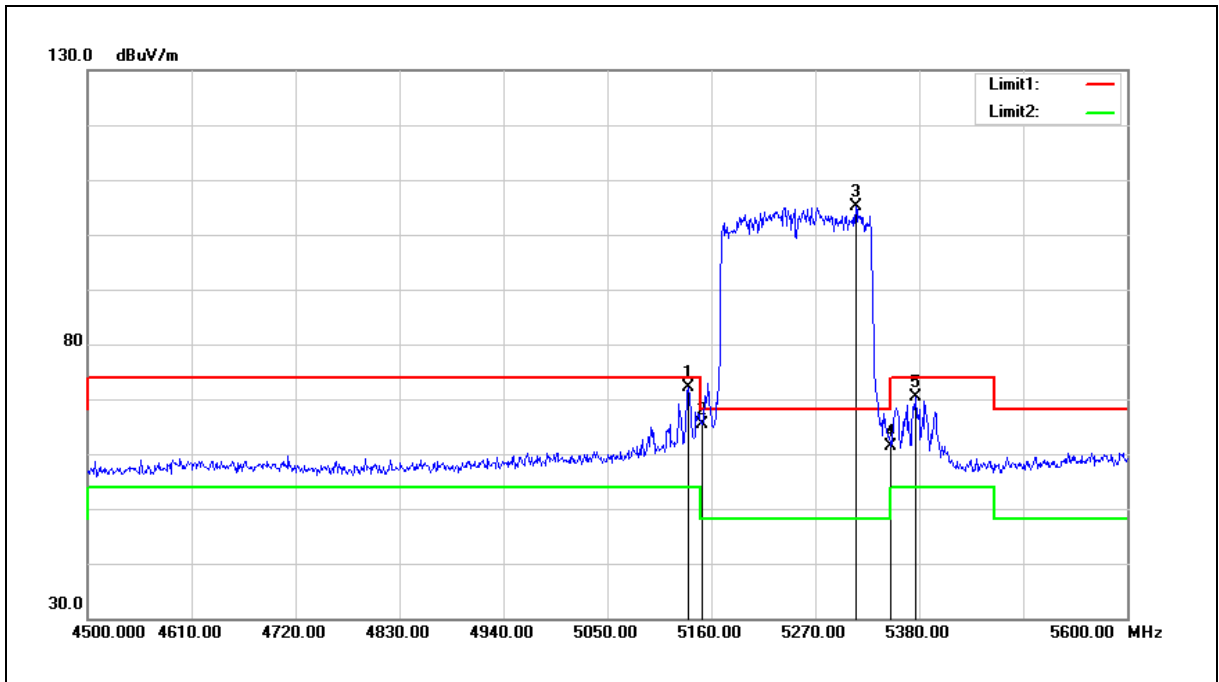
No.	Frequency (MHz)	Reading (dBuV)	Correct Factor (dB/m)	Result (dBuV/m)	Limit (dBuV/m)	Margin (dB)	Remark
1	5136.900	69.55	-0.10	69.45	74.00	-4.55	peak
2	5150.000	63.31	-0.08	63.23	74.00	-10.77	peak
3	5242.500	105.33	0.09	105.42	68.20	37.22	peak
4	5350.000	61.88	0.30	62.18	74.00	-11.82	peak
5	5376.700	68.54	0.34	68.88	74.00	-5.12	peak

Note: 1.Result (dBuV/m) = Correct Factor (dB/m) + Reading(dBuV).

2.Correction factor (dB/m) = Antenna Factor (dB/m) + Cable loss (dB) – Pre-Amplifier gain (dB).

3.When the peak results are less than average limit, so not need to evaluate the average.

Standard:	FCC Part 15.407	Test Distance:	3 m
Test item:	Band edge		
Frequency:	5250 MHz		
Mode:	802.11ax HE160		
Ant.Polar.:	Vertical		



No.	Frequency (MHz)	Reading (dBuV)	Correct Factor (dB/m)	Result (dBuV/m)	Limit (dBuV/m)	Margin (dB)	Remark
1	5135.800	72.14	-0.10	72.04	74.00	-1.96	peak
2	5150.000	65.45	-0.08	65.37	74.00	-8.63	peak
3	5312.900	104.80	0.23	105.03	68.20	36.83	peak
4	5350.000	61.06	0.30	61.36	74.00	-12.64	peak
5	5375.600	70.11	0.34	70.45	74.00	-3.55	peak

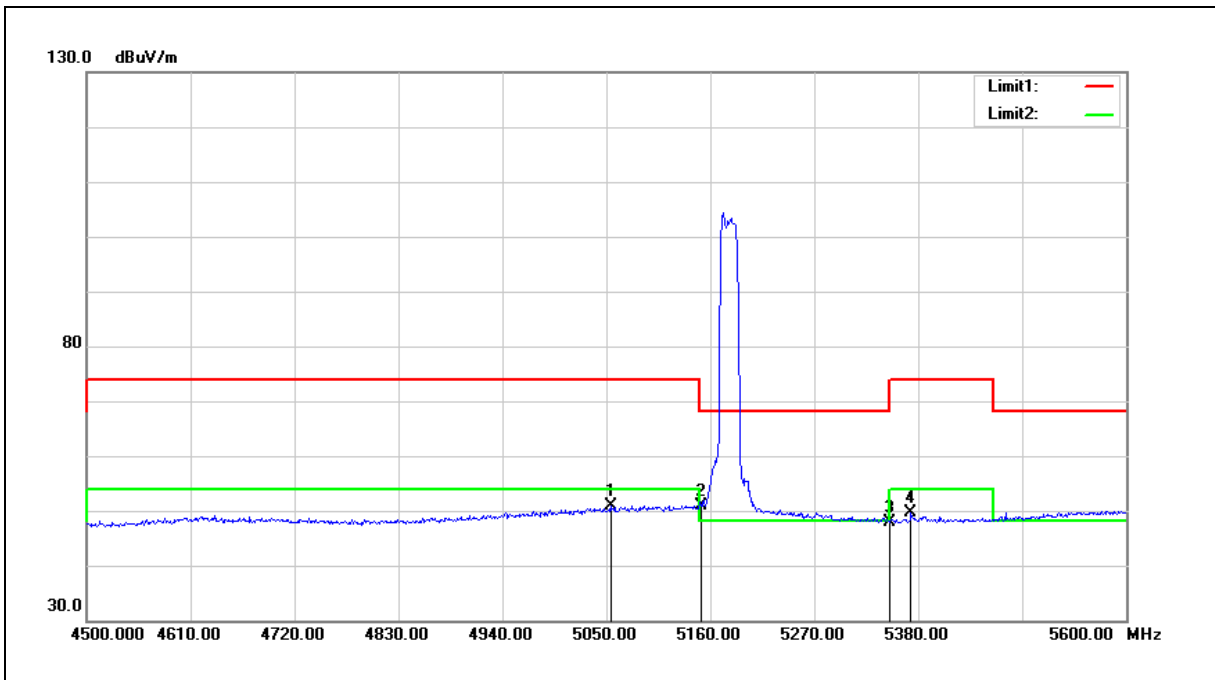
Note: 1.Result (dBuV/m) = Correct Factor (dB/m) + Reading(dBuV).

2.Correction factor (dB/m) = Antenna Factor (dB/m) + Cable loss (dB) – Pre-Amplifier gain (dB).

3.When the peak results are less than average limit, so not need to evaluate the average.

Average

Standard:	FCC Part 15.407	Test Distance:	3 m
Test item:	Band edge		
Frequency:	5180 MHz		
Mode:	802.11a		
Ant.Polar.:	Horizontal		



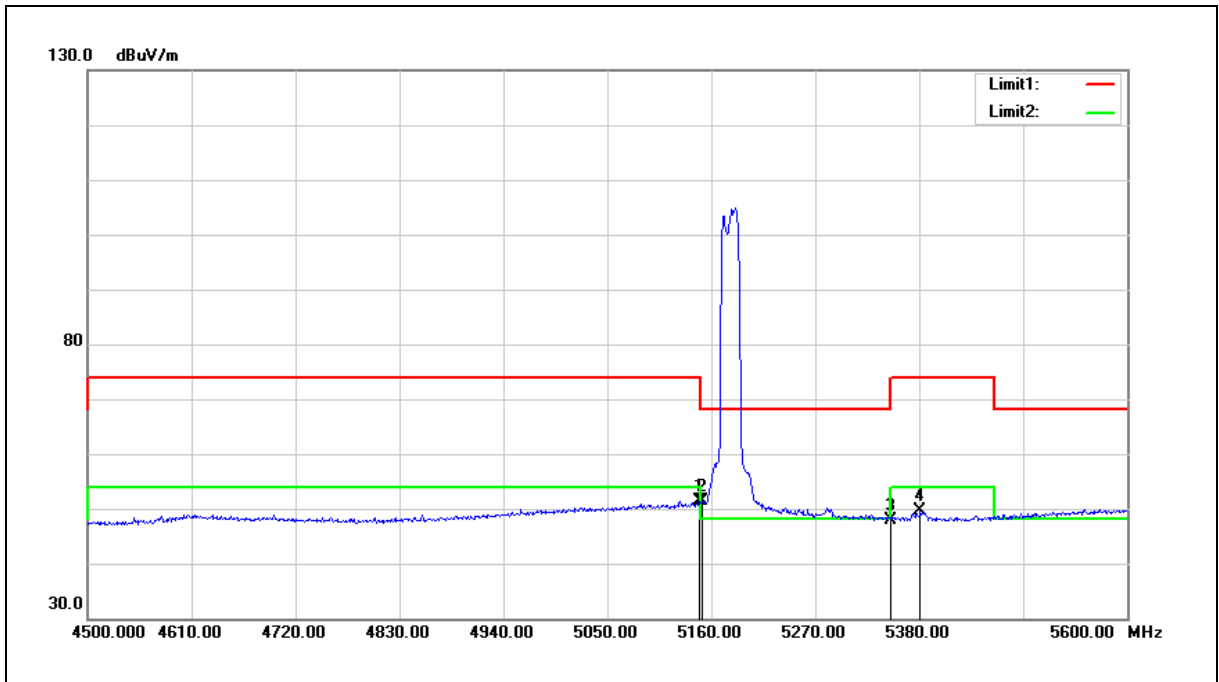
No.	Frequency (MHz)	Reading (dBuV)	Correct Factor (dB/m)	Result (dBuV/m)	Limit (dBuV/m)	Margin (dB)	Remark
1	5054.400	51.14	-0.26	50.88	54.00	-3.12	AVG
2	5150.000	50.95	-0.08	50.87	54.00	-3.13	AVG
3	5350.000	47.65	0.30	47.95	54.00	-6.05	AVG
4	5372.300	49.18	0.34	49.52	54.00	-4.48	AVG

Note: 1. Result (dBuV/m) = Correct Factor (dB/m) + Reading (dBuV).

2. Correction factor (dB/m) = Antenna Factor (dB/m) + Cable loss (dB) – Pre-Amplifier gain (dB).

3. When the peak results are less than average limit, so not need to evaluate the average.

Standard:	FCC Part 15.407	Test Distance:	3 m
Test item:	Band edge		
Frequency:	5180 MHz		
Mode:	802.11a		
Ant.Polar.:	Vertical		



No.	Frequency (MHz)	Reading (dBuV)	Correct Factor (dB/m)	Result (dBuV/m)	Limit (dBuV/m)	Margin (dB)	Remark
1	5147.900	51.37	-0.08	51.29	54.00	-2.71	AVG
2	5150.000	51.42	-0.08	51.34	54.00	-2.66	AVG
3	5350.000	47.66	0.30	47.96	54.00	-6.04	AVG
4	5381.100	49.17	0.35	49.52	54.00	-4.48	AVG

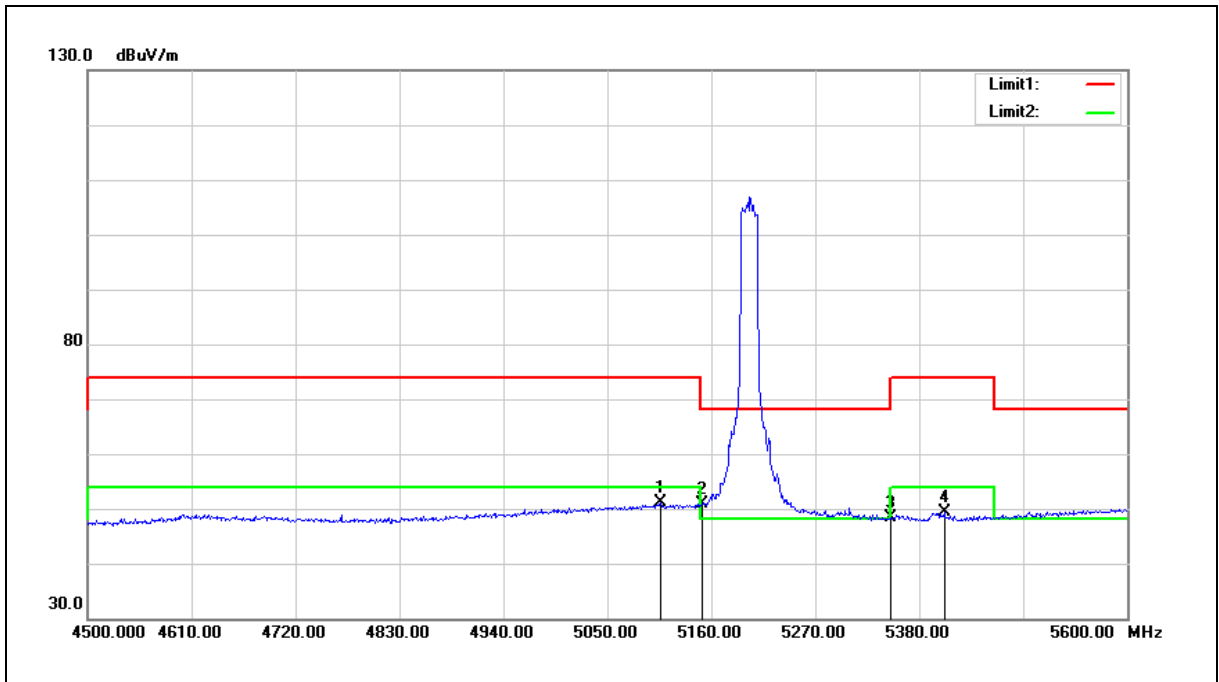
Note:1.Result (dBuV/m) = Correct Factor (dB/m) + Reading(dBuV).

2.Correction factor (dB/m) = Antenna Factor (dB/m) + Cable loss (dB) – Pre-Amplifier gain (dB).

3.When the peak results are less than average limit, so not need to evaluate the average.



Standard:	FCC Part 15.407	Test Distance:	3 m
Test item:	Band edge		
Frequency:	5200 MHz		
Mode:	802.11a		
Ant.Polar.:	Horizontal		



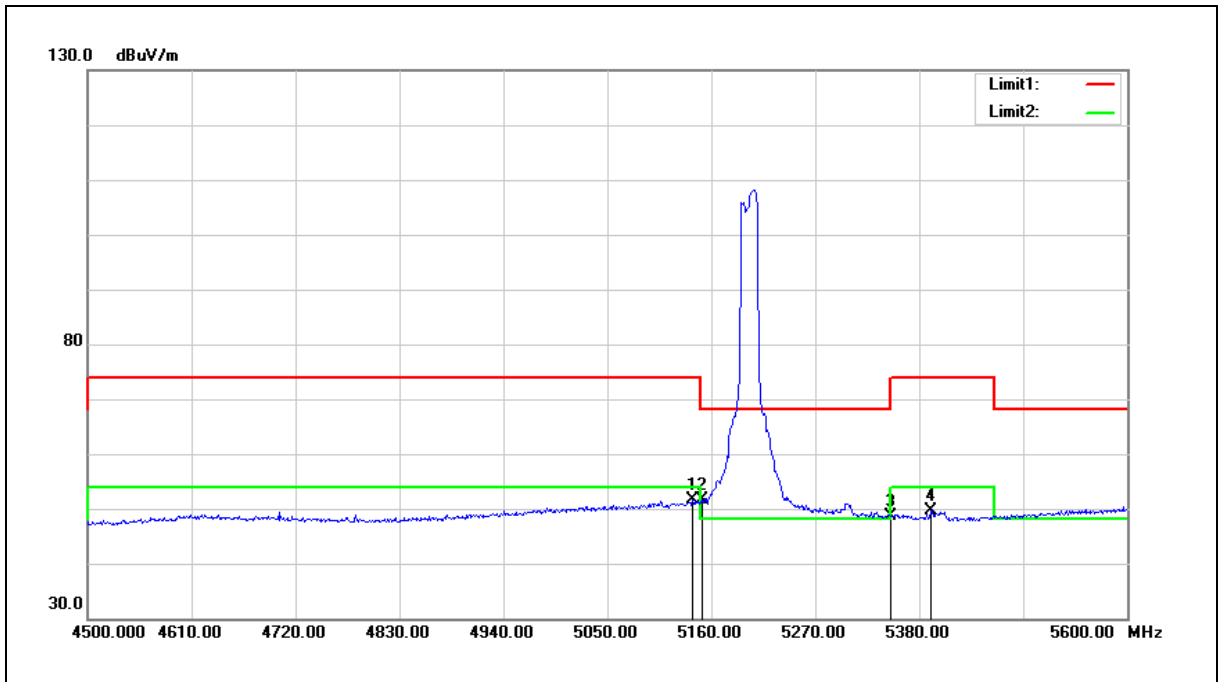
No.	Frequency (MHz)	Reading (dBuV)	Correct Factor (dB/m)	Result (dBuV/m)	Limit (dBuV/m)	Margin (dB)	Remark
1	5106.100	51.32	-0.16	51.16	54.00	-2.84	AVG
2	5150.000	50.88	-0.08	50.80	54.00	-3.20	AVG
3	5350.000	48.20	0.30	48.50	54.00	-5.50	AVG
4	5406.400	48.88	0.41	49.29	54.00	-4.71	AVG

Note: 1. Result (dBuV/m) = Correct Factor (dB/m) + Reading (dBuV).

2. Correction factor (dB/m) = Antenna Factor (dB/m) + Cable loss (dB) – Pre-Amplifier gain (dB).

3. When the peak results are less than average limit, so not need to evaluate the average.

Standard:	FCC Part 15.407	Test Distance:	3 m
Test item:	Band edge		
Frequency:	5200 MHz		
Mode:	802.11a		
Ant.Polar.:	Vertical		



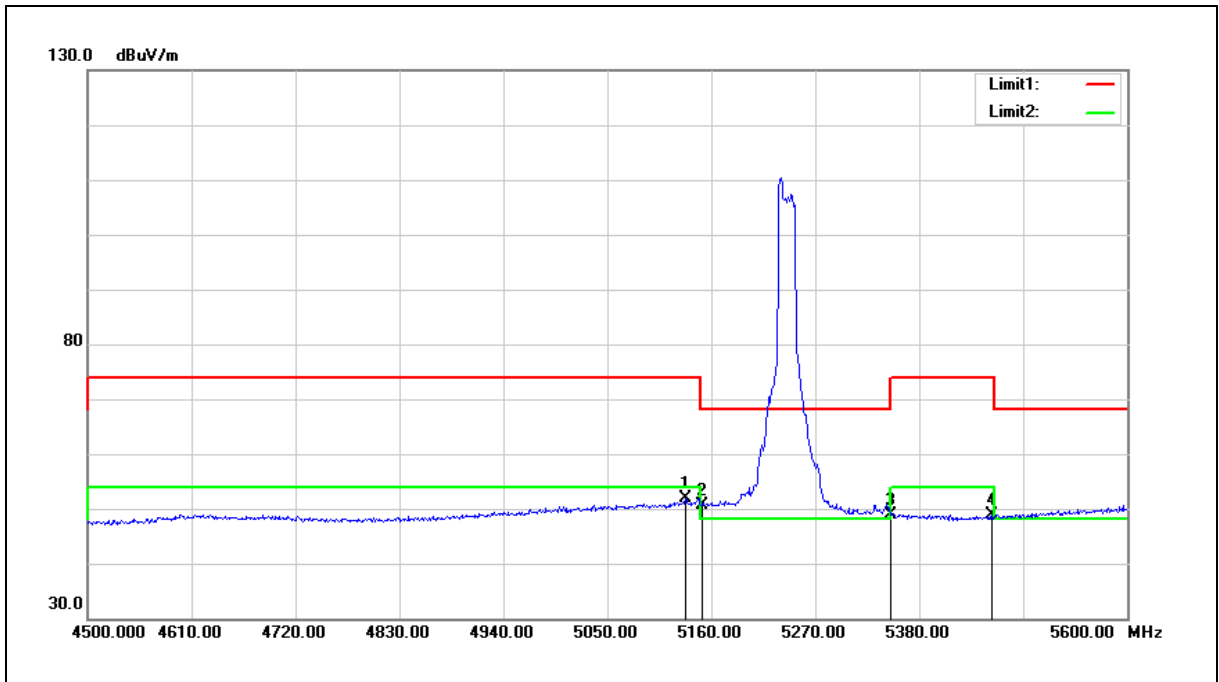
No.	Frequency (MHz)	Reading (dBuV)	Correct Factor (dB/m)	Result (dBuV/m)	Limit (dBuV/m)	Margin (dB)	Remark
1	5140.200	51.64	-0.10	51.54	54.00	-2.46	AVG
2	5150.000	51.64	-0.08	51.56	54.00	-2.44	AVG
3	5350.000	48.28	0.30	48.58	54.00	-5.42	AVG
4	5392.100	49.36	0.37	49.73	54.00	-4.27	AVG

Note:1.Result (dBuV/m) = Correct Factor (dB/m) + Reading(dBuV).

2.Correction factor (dB/m) = Antenna Factor (dB/m) + Cable loss (dB) – Pre-Amplifier gain (dB).

3.When the peak results are less than average limit, so not need to evaluate the average.

Standard:	FCC Part 15.407	Test Distance:	3 m
Test item:	Band edge		
Frequency:	5240 MHz		
Mode:	802.11a		
Ant.Polar.:	Horizontal		



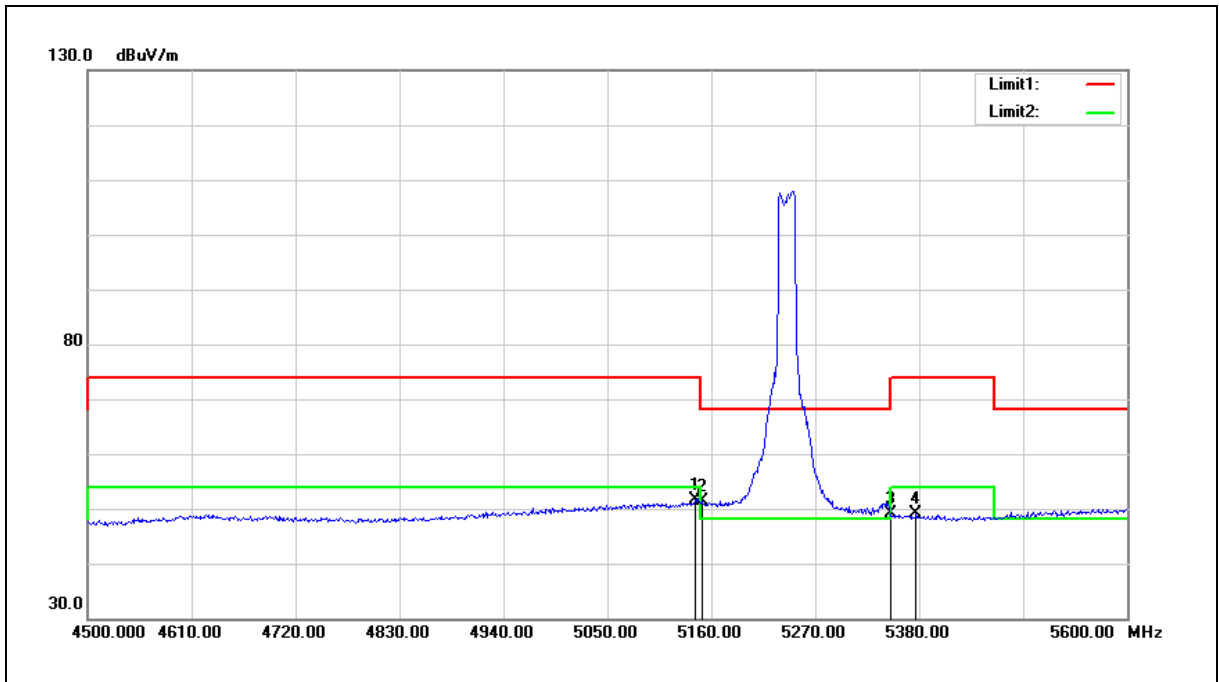
No.	Frequency (MHz)	Reading (dBuV)	Correct Factor (dB/m)	Result (dBuV/m)	Limit (dBuV/m)	Margin (dB)	Remark
1	5132.500	51.89	-0.10	51.79	54.00	-2.21	AVG
2	5150.000	50.62	-0.08	50.54	54.00	-3.46	AVG
3	5350.000	48.58	0.30	48.88	54.00	-5.12	AVG
4	5457.000	48.41	0.50	48.91	54.00	-5.09	AVG

Note:1.Result (dBuV/m) = Correct Factor (dB/m) + Reading(dBuV).

2.Correction factor (dB/m) = Antenna Factor (dB/m) + Cable loss (dB) – Pre-Amplifier gain (dB).

3.When the peak results are less than average limit, so not need to evaluate the average.

Standard:	FCC Part 15.407	Test Distance:	3 m
Test item:	Band edge		
Frequency:	5240 MHz		
Mode:	802.11a		
Ant.Polar.:	Vertical		



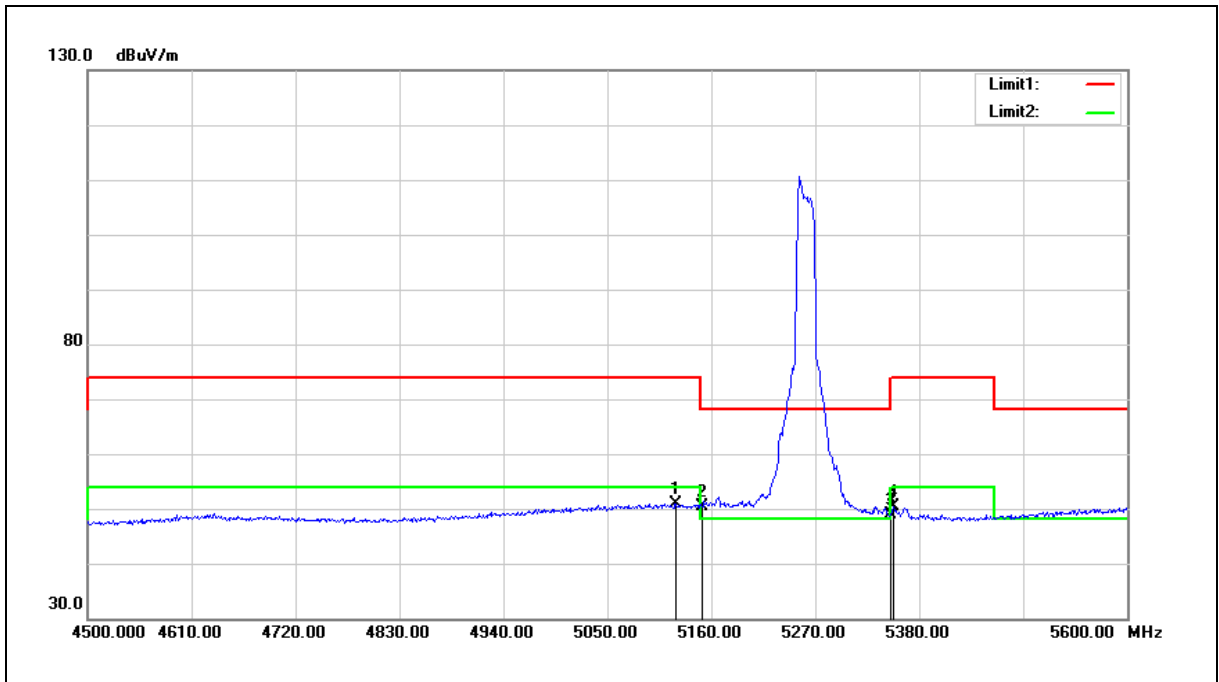
No.	Frequency (MHz)	Reading (dBuV)	Correct Factor (dB/m)	Result (dBuV/m)	Limit (dBuV/m)	Margin (dB)	Remark
1	5142.400	51.79	-0.10	51.69	54.00	-2.31	AVG
2	5150.000	51.39	-0.08	51.31	54.00	-2.69	AVG
3	5350.000	48.86	0.30	49.16	54.00	-4.84	AVG
4	5376.700	48.72	0.34	49.06	54.00	-4.94	AVG

Note:1.Result (dBuV/m) = Correct Factor (dB/m) + Reading(dBuV).

2.Correction factor (dB/m) = Antenna Factor (dB/m) + Cable loss (dB) – Pre-Amplifier gain (dB).

3.When the peak results are less than average limit, so not need to evaluate the average.

Standard:	FCC Part 15.407	Test Distance:	3 m
Test item:	Band edge		
Frequency:	5260 MHz		
Mode:	802.11a		
Ant.Polar.:	Horizontal		



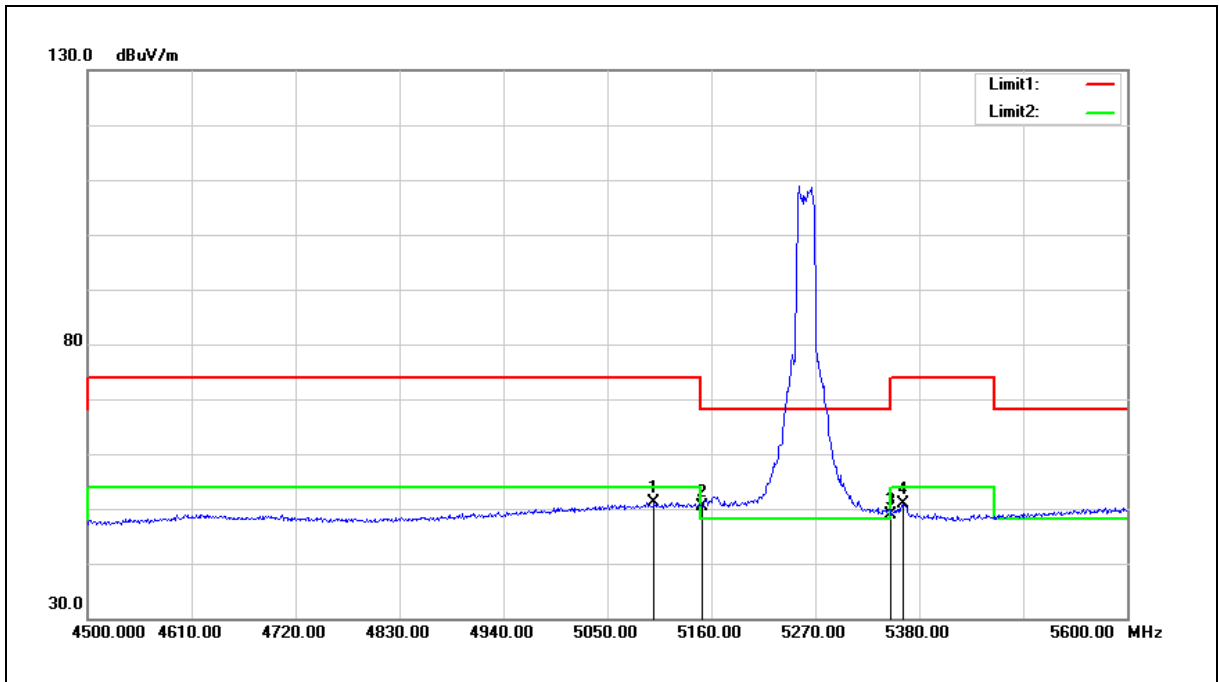
No.	Frequency (MHz)	Reading (dBuV)	Correct Factor (dB/m)	Result (dBuV/m)	Limit (dBuV/m)	Margin (dB)	Remark
1	5122.600	51.08	-0.13	50.95	54.00	-3.05	AVG
2	5150.000	50.48	-0.08	50.40	54.00	-3.60	AVG
3	5350.000	48.54	0.30	48.84	54.00	-5.16	AVG
4	5352.500	49.98	0.30	50.28	54.00	-3.72	AVG

Note:1.Result (dBuV/m) = Correct Factor (dB/m) + Reading(dBuV).

2.Correction factor (dB/m) = Antenna Factor (dB/m) + Cable loss (dB) – Pre-Amplifier gain (dB).

3.When the peak results are less than average limit, so not need to evaluate the average.

Standard:	FCC Part 15.407	Test Distance:	3 m
Test item:	Band edge		
Frequency:	5260 MHz		
Mode:	802.11a		
Ant.Polar.:	Vertical		



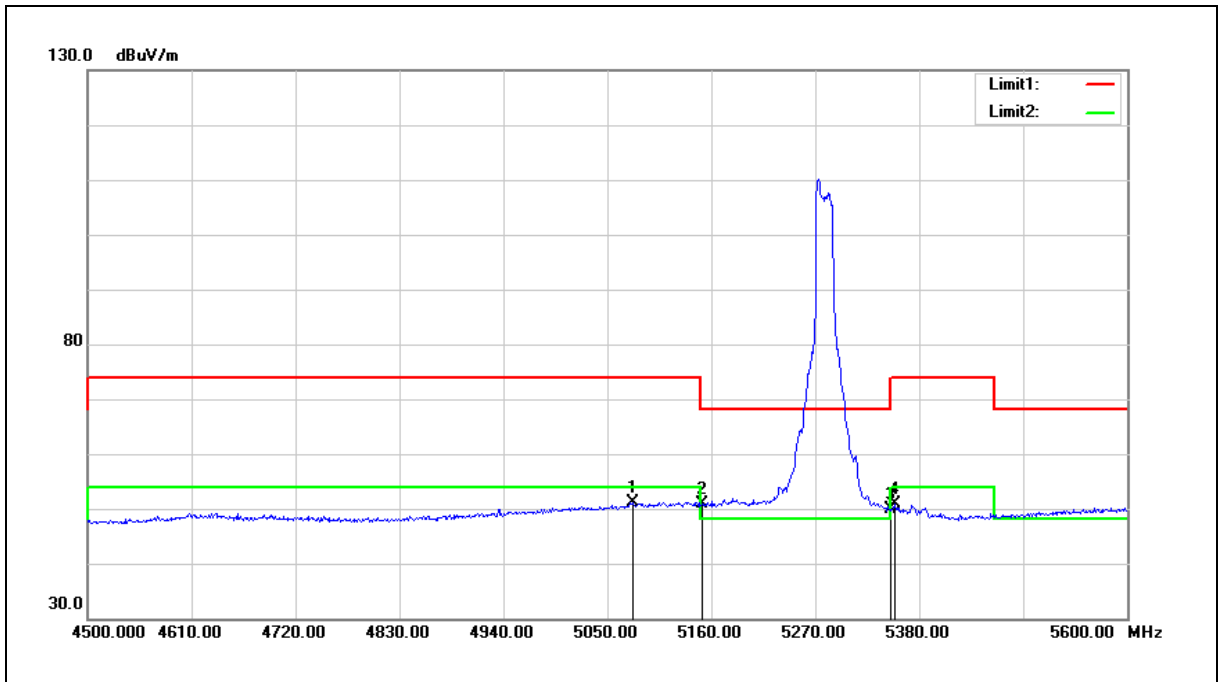
No.	Frequency (MHz)	Reading (dBuV)	Correct Factor (dB/m)	Result (dBuV/m)	Limit (dBuV/m)	Margin (dB)	Remark
1	5099.500	51.42	-0.18	51.24	54.00	-2.76	AVG
2	5150.000	50.52	-0.08	50.44	54.00	-3.56	AVG
3	5350.000	48.59	0.30	48.89	54.00	-5.11	AVG
4	5363.500	50.65	0.32	50.97	54.00	-3.03	AVG

Note:1.Result (dBuV/m) = Correct Factor (dB/m) + Reading(dBuV).

2.Correction factor (dB/m) = Antenna Factor (dB/m) + Cable loss (dB) – Pre-Amplifier gain (dB).

3.When the peak results are less than average limit, so not need to evaluate the average.

Standard:	FCC Part 15.407	Test Distance:	3 m
Test item:	Band edge		
Frequency:	5280 MHz		
Mode:	802.11a		
Ant.Polar.:	Horizontal		



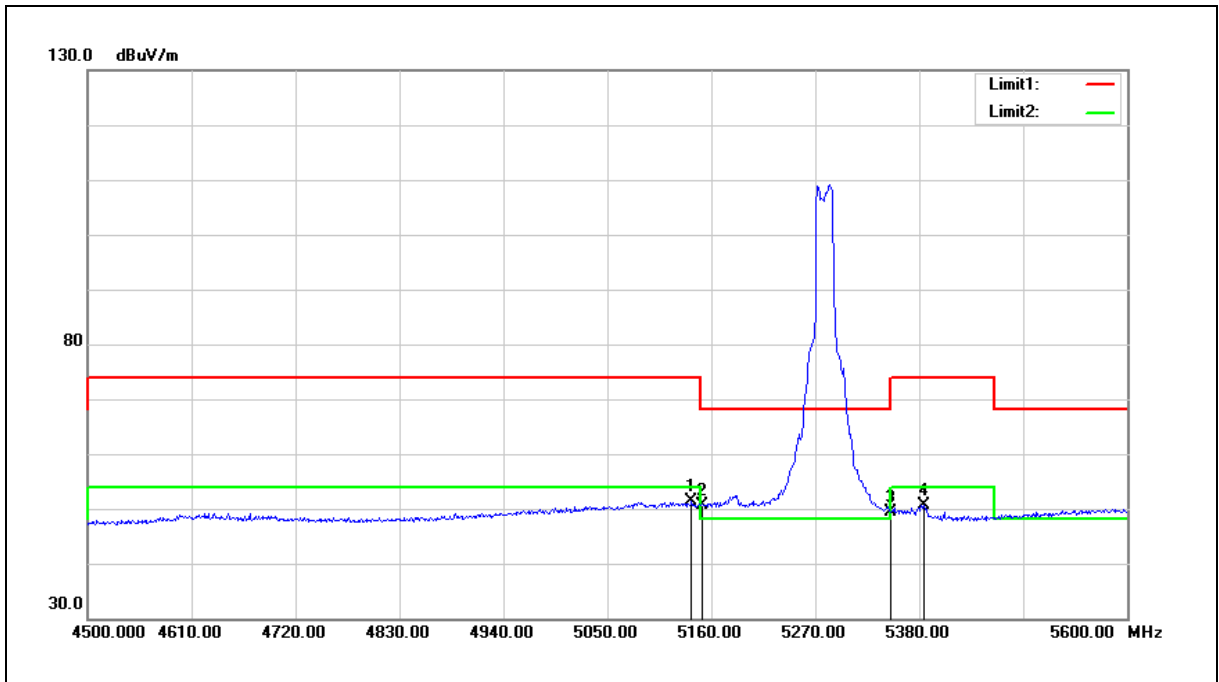
No.	Frequency (MHz)	Reading (dBuV)	Correct Factor (dB/m)	Result (dBuV/m)	Limit (dBuV/m)	Margin (dB)	Remark
1	5077.500	51.43	-0.21	51.22	54.00	-2.78	AVG
2	5150.000	50.85	-0.08	50.77	54.00	-3.23	AVG
3	5350.000	49.70	0.30	50.00	54.00	-4.00	AVG
4	5354.700	50.50	0.30	50.80	54.00	-3.20	AVG

Note:1.Result (dBuV/m) = Correct Factor (dB/m) + Reading(dBuV).

2.Correction factor (dB/m) = Antenna Factor (dB/m) + Cable loss (dB) – Pre-Amplifier gain (dB).

3.When the peak results are less than average limit, so not need to evaluate the average.

Standard:	FCC Part 15.407	Test Distance:	3 m
Test item:	Band edge		
Frequency:	5280 MHz		
Mode:	802.11a		
Ant.Polar.:	Vertical		



No.	Frequency (MHz)	Reading (dBuV)	Correct Factor (dB/m)	Result (dBuV/m)	Limit (dBuV/m)	Margin (dB)	Remark
1	5139.100	51.41	-0.10	51.31	54.00	-2.69	AVG
2	5150.000	50.83	-0.08	50.75	54.00	-3.25	AVG
3	5350.000	49.00	0.30	49.30	54.00	-4.70	AVG
4	5385.500	50.28	0.36	50.64	54.00	-3.36	AVG

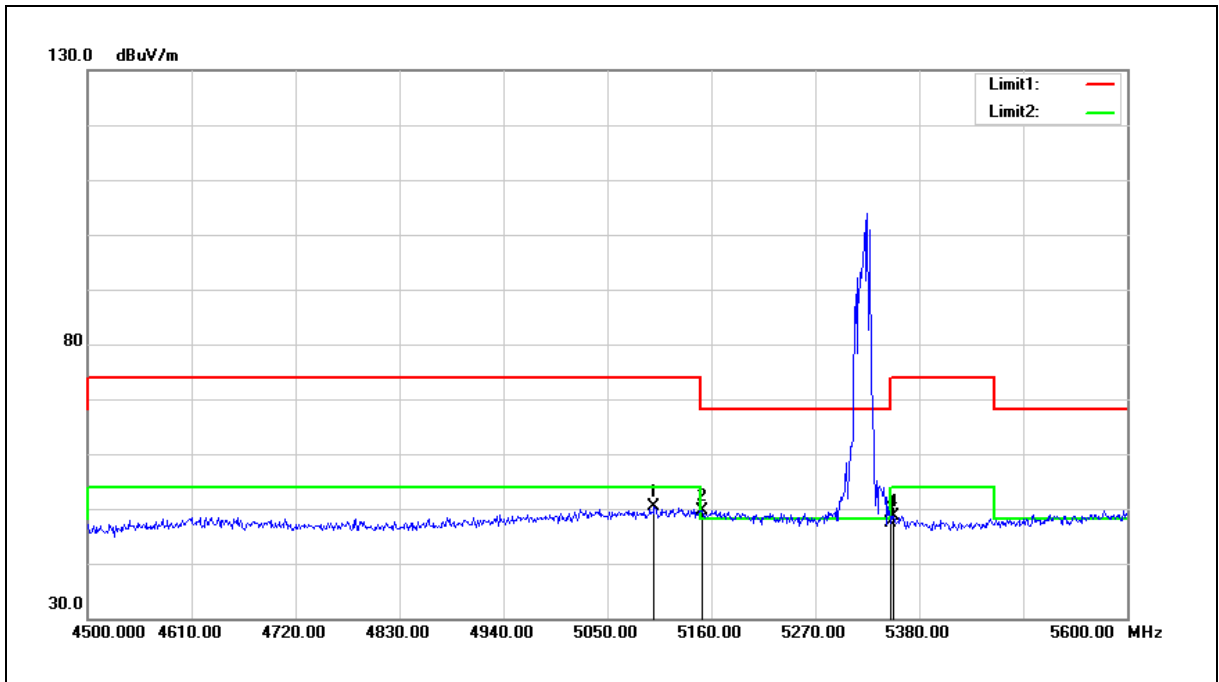
Note:1.Result (dBuV/m) = Correct Factor (dB/m) + Reading(dBuV).

2.Correction factor (dB/m) = Antenna Factor (dB/m) + Cable loss (dB) – Pre-Amplifier gain (dB).

3.When the peak results are less than average limit, so not need to evaluate the average.



Standard:	FCC Part 15.407	Test Distance:	3 m
Test item:	Band edge		
Frequency:	5320 MHz		
Mode:	802.11a		
Ant.Polar.:	Horizontal		



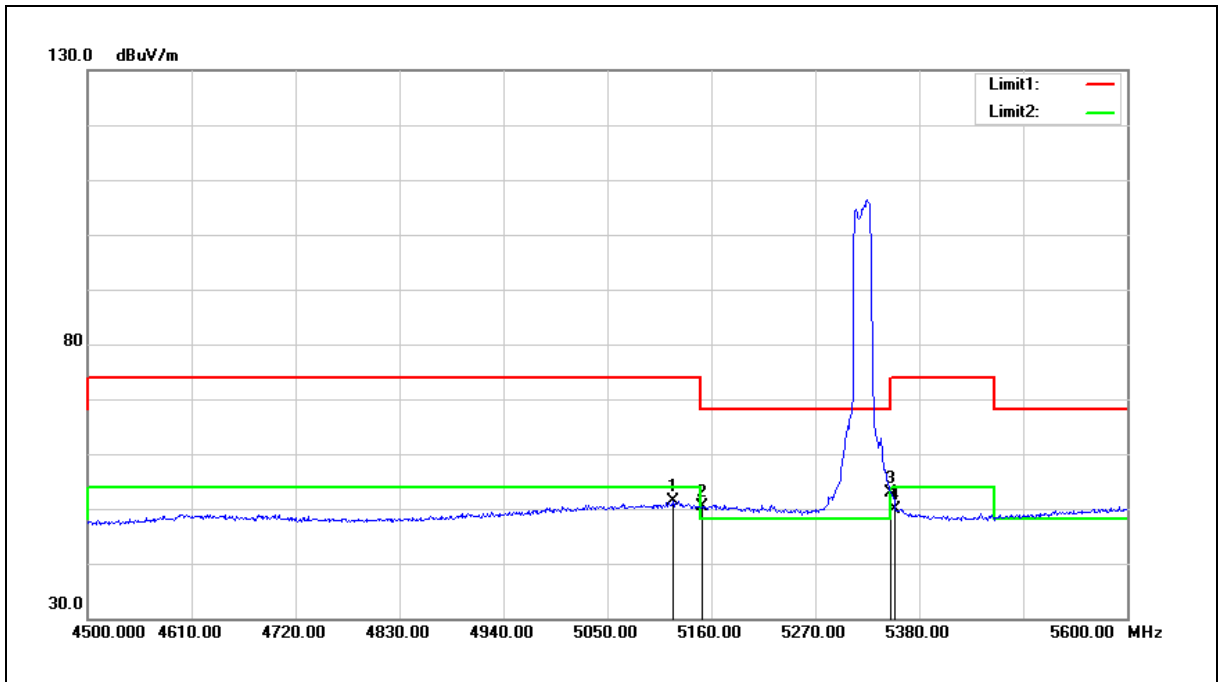
No.	Frequency (MHz)	Reading (dBuV)	Correct Factor (dB/m)	Result (dBuV/m)	Limit (dBuV/m)	Margin (dB)	Remark
1	5099.500	50.58	-0.18	50.40	54.00	-3.60	AVG
2	5150.000	49.67	-0.08	49.59	54.00	-4.41	AVG
3	5350.000	47.17	0.30	47.47	54.00	-6.53	AVG
4	5352.500	48.27	0.30	48.57	54.00	-5.43	AVG

Note: 1. Result (dBuV/m) = Correct Factor (dB/m) + Reading (dBuV).

2. Correction factor (dB/m) = Antenna Factor (dB/m) + Cable loss (dB) – Pre-Amplifier gain (dB).

3. When the peak results are less than average limit, so not need to evaluate the average.

Standard:	FCC Part 15.407	Test Distance:	3 m
Test item:	Band edge		
Frequency:	5320 MHz		
Mode:	802.11a		
Ant.Polar.:	Vertical		



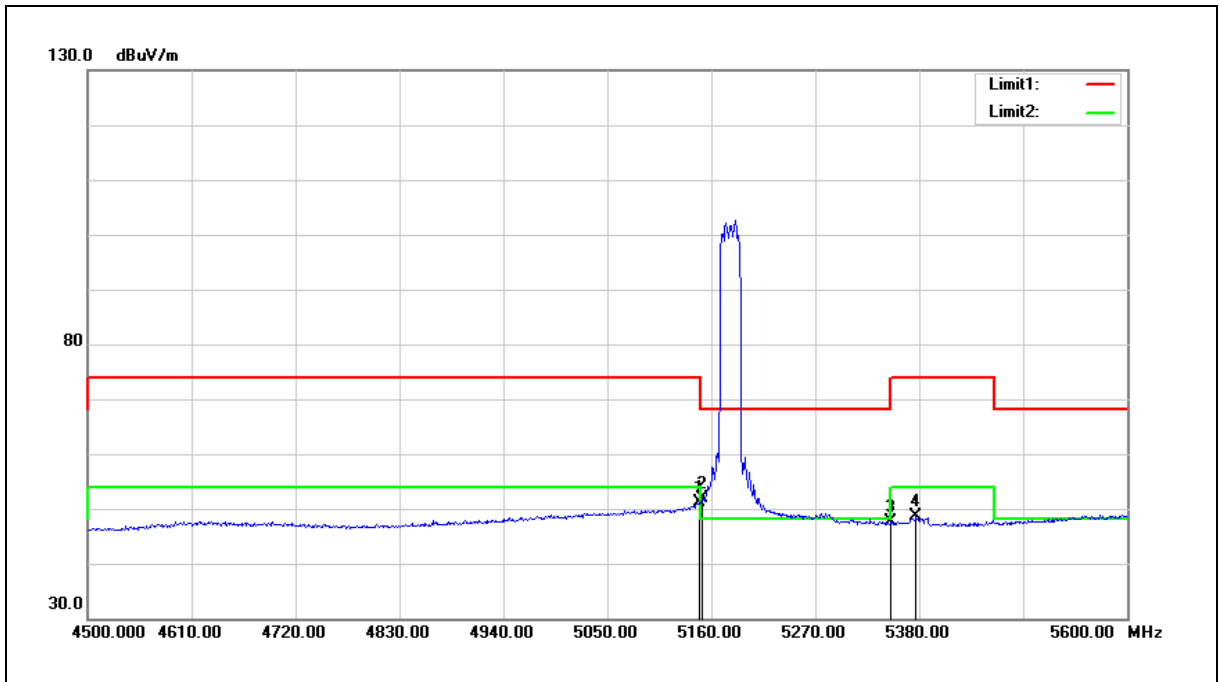
No.	Frequency (MHz)	Reading (dBuV)	Correct Factor (dB/m)	Result (dBuV/m)	Limit (dBuV/m)	Margin (dB)	Remark
1	5119.300	51.52	-0.13	51.39	54.00	-2.61	AVG
2	5150.000	50.44	-0.08	50.36	54.00	-3.64	AVG
3	5350.000	52.53	0.30	52.83	54.00	-1.17	AVG
4	5354.700	49.70	0.30	50.00	54.00	-4.00	AVG

Note:1.Result (dBuV/m) = Correct Factor (dB/m) + Reading(dBuV).

2.Correction factor (dB/m) = Antenna Factor (dB/m) + Cable loss (dB) – Pre-Amplifier gain (dB).

3.When the peak results are less than average limit, so not need to evaluate the average.

Standard:	FCC Part 15.407	Test Distance:	3 m
Test item:	Band edge		
Frequency:	5180 MHz		
Mode:	802.11ax HE20		
Ant.Polar.:	Horizontal		



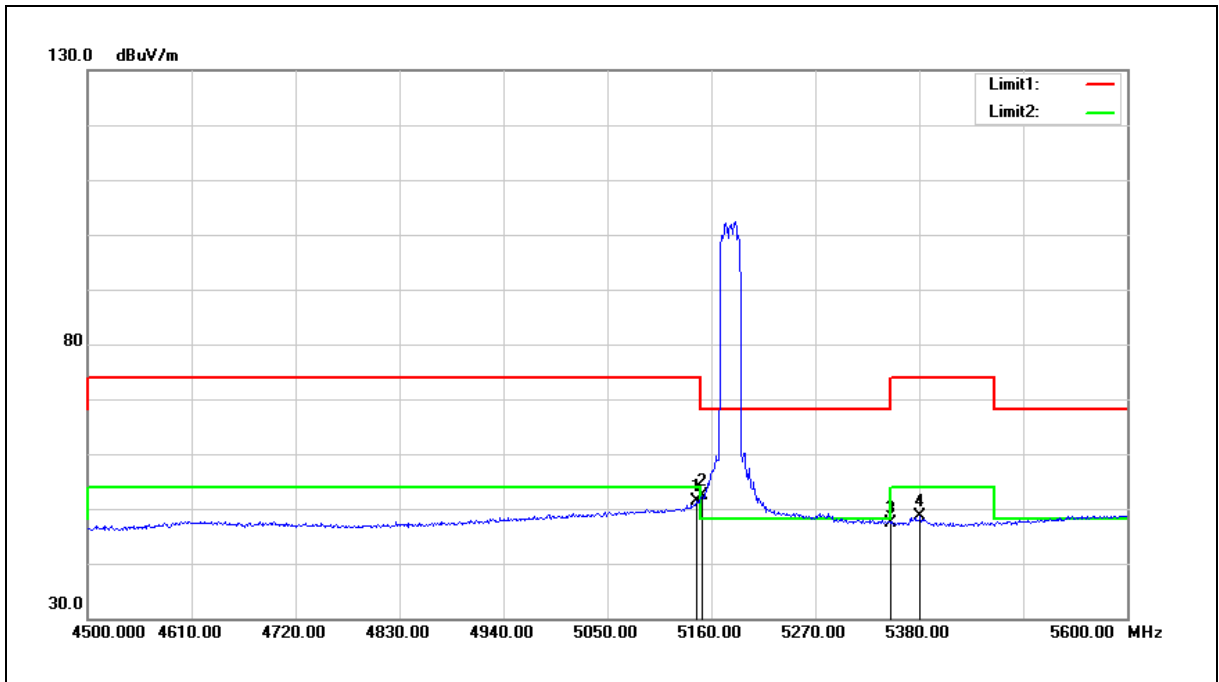
No.	Frequency (MHz)	Reading (dBuV)	Correct Factor (dB/m)	Result (dBuV/m)	Limit (dBuV/m)	Margin (dB)	Remark
1	5147.900	51.09	-0.08	51.01	54.00	-2.99	AVG
2	5150.000	51.98	-0.08	51.90	54.00	-2.10	AVG
3	5350.000	47.26	0.30	47.56	54.00	-6.44	AVG
4	5376.700	48.21	0.34	48.55	54.00	-5.45	AVG

Note:1.Result (dBuV/m) = Correct Factor (dB/m) + Reading(dBuV).

2.Correction factor (dB/m) = Antenna Factor (dB/m) + Cable loss (dB) – Pre-Amplifier gain (dB).

3.When the peak results are less than average limit, so not need to evaluate the average.

Standard:	FCC Part 15.407	Test Distance:	3 m
Test item:	Band edge		
Frequency:	5180 MHz		
Mode:	802.11ax HE20		
Ant.Polar.:	Vertical		



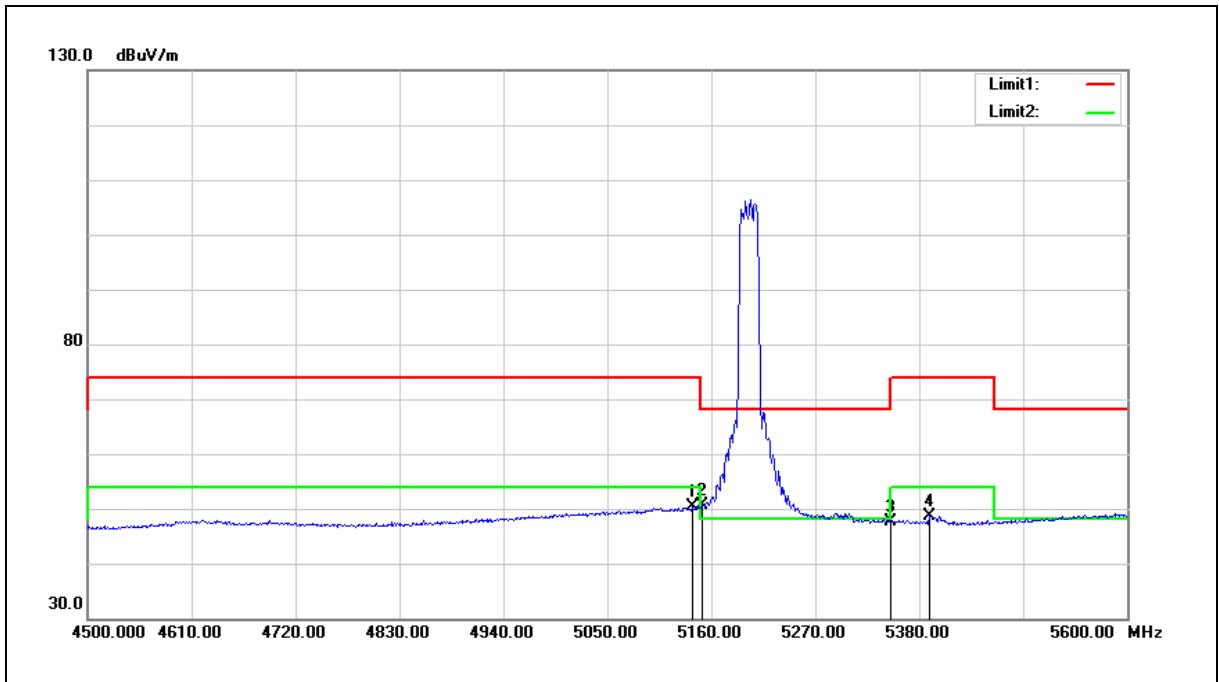
No.	Frequency (MHz)	Reading (dBuV)	Correct Factor (dB/m)	Result (dBuV/m)	Limit (dBuV/m)	Margin (dB)	Remark
1	5144.600	51.38	-0.08	51.30	54.00	-2.70	AVG
2	5150.000	52.46	-0.08	52.38	54.00	-1.62	AVG
3	5350.000	47.07	0.30	47.37	54.00	-6.63	AVG
4	5381.100	48.21	0.35	48.56	54.00	-5.44	AVG

Note:1.Result (dBuV/m) = Correct Factor (dB/m) + Reading(dBuV).

2.Correction factor (dB/m) = Antenna Factor (dB/m) + Cable loss (dB) – Pre-Amplifier gain (dB).

3.When the peak results are less than average limit, so not need to evaluate the average.

Standard:	FCC Part 15.407	Test Distance:	3 m
Test item:	Band edge		
Frequency:	5200 MHz		
Mode:	802.11ax HE20		
Ant.Polar.:	Horizontal		



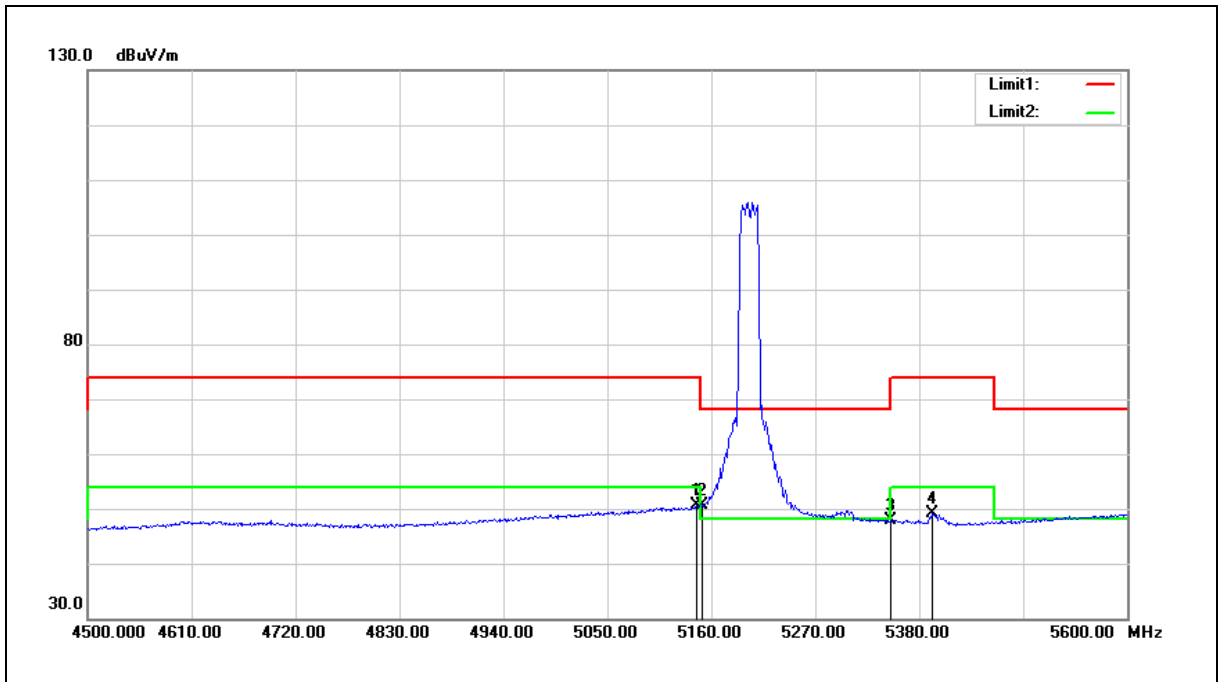
No.	Frequency (MHz)	Reading (dBuV)	Correct Factor (dB/m)	Result (dBuV/m)	Limit (dBuV/m)	Margin (dB)	Remark
1	5140.200	50.37	-0.10	50.27	54.00	-3.73	AVG
2	5150.000	50.64	-0.08	50.56	54.00	-3.44	AVG
3	5350.000	47.36	0.30	47.66	54.00	-6.34	AVG
4	5391.000	48.28	0.37	48.65	54.00	-5.35	AVG

Note:1.Result (dBuV/m) = Correct Factor (dB/m) + Reading(dBuV).

2.Correction factor (dB/m) = Antenna Factor (dB/m) + Cable loss (dB) – Pre-Amplifier gain (dB).

3.When the peak results are less than average limit, so not need to evaluate the average.

Standard:	FCC Part 15.407	Test Distance:	3 m
Test item:	Band edge		
Frequency:	5200 MHz		
Mode:	802.11ax HE20		
Ant.Polar.:	Vertical		



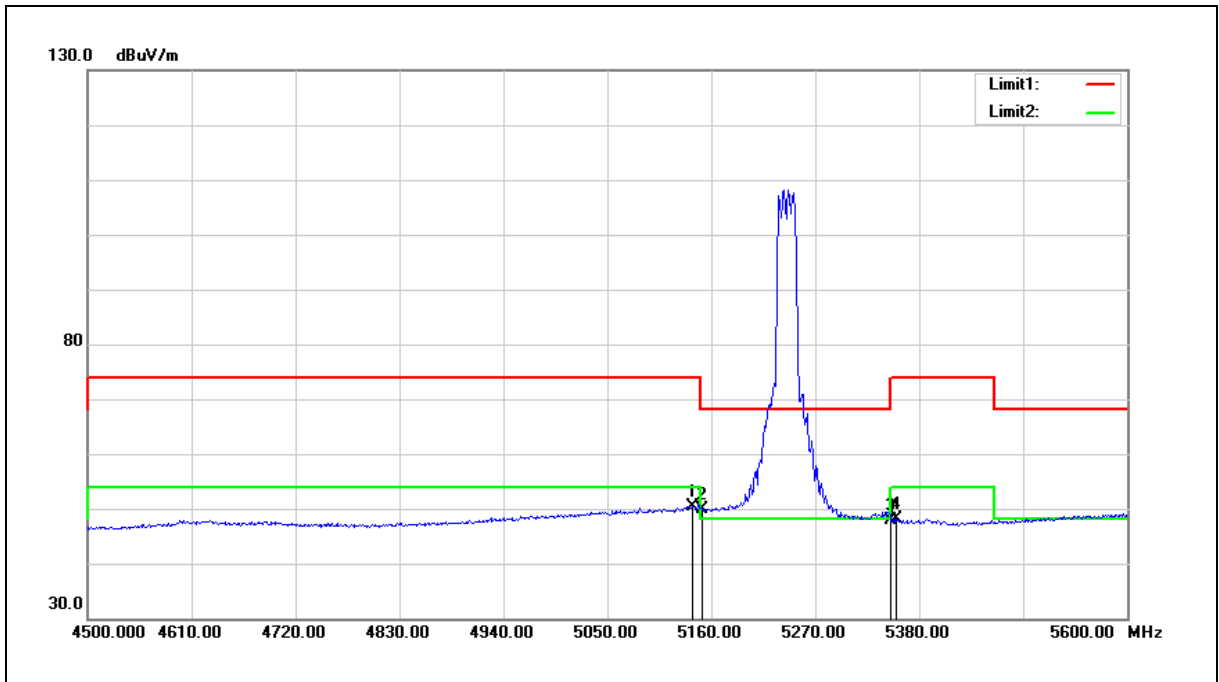
No.	Frequency (MHz)	Reading (dBuV)	Correct Factor (dB/m)	Result (dBuV/m)	Limit (dBuV/m)	Margin (dB)	Remark
1	5144.600	50.63	-0.08	50.55	54.00	-3.45	AVG
2	5150.000	50.75	-0.08	50.67	54.00	-3.33	AVG
3	5350.000	47.46	0.30	47.76	54.00	-6.24	AVG
4	5393.200	48.65	0.37	49.02	54.00	-4.98	AVG

Note:1.Result (dBuV/m) = Correct Factor (dB/m) + Reading(dBuV).

2.Correction factor (dB/m) = Antenna Factor (dB/m) + Cable loss (dB) – Pre-Amplifier gain (dB).

3.When the peak results are less than average limit, so not need to evaluate the average.

Standard:	FCC Part 15.407	Test Distance:	3 m
Test item:	Band edge		
Frequency:	5240 MHz		
Mode:	802.11ax HE20		
Ant.Polar.:	Horizontal		



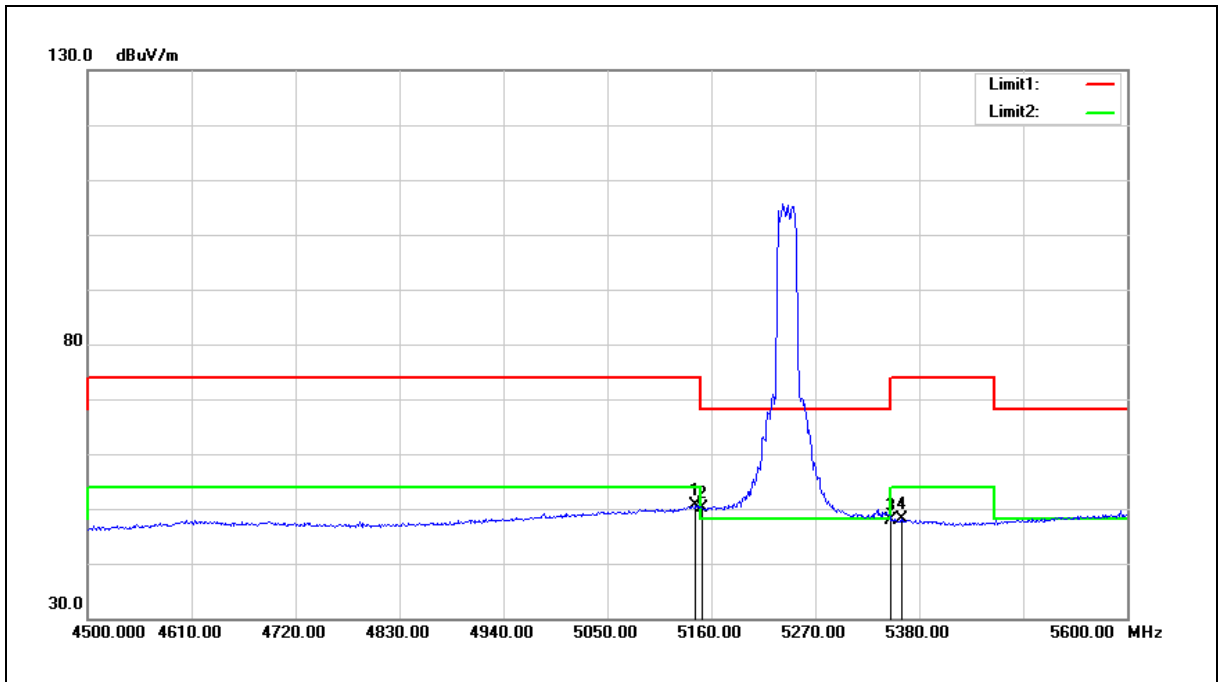
No.	Frequency (MHz)	Reading (dBuV)	Correct Factor (dB/m)	Result (dBuV/m)	Limit (dBuV/m)	Margin (dB)	Remark
1	5140.200	50.54	-0.10	50.44	54.00	-3.56	AVG
2	5150.000	49.94	-0.08	49.86	54.00	-4.14	AVG
3	5350.000	47.55	0.30	47.85	54.00	-6.15	AVG
4	5355.800	47.75	0.30	48.05	54.00	-5.95	AVG

Note:1.Result (dBuV/m) = Correct Factor (dB/m) + Reading(dBuV).

2.Correction factor (dB/m) = Antenna Factor (dB/m) + Cable loss (dB) – Pre-Amplifier gain (dB).

3.When the peak results are less than average limit, so not need to evaluate the average.

Standard:	FCC Part 15.407	Test Distance:	3 m
Test item:	Band edge		
Frequency:	5240 MHz		
Mode:	802.11ax HE20		
Ant.Polar.:	Vertical		



No.	Frequency (MHz)	Reading (dBuV)	Correct Factor (dB/m)	Result (dBuV/m)	Limit (dBuV/m)	Margin (dB)	Remark
1	5143.500	50.67	-0.10	50.57	54.00	-3.43	AVG
2	5150.000	50.15	-0.08	50.07	54.00	-3.93	AVG
3	5350.000	47.69	0.30	47.99	54.00	-6.01	AVG
4	5361.300	47.77	0.31	48.08	54.00	-5.92	AVG

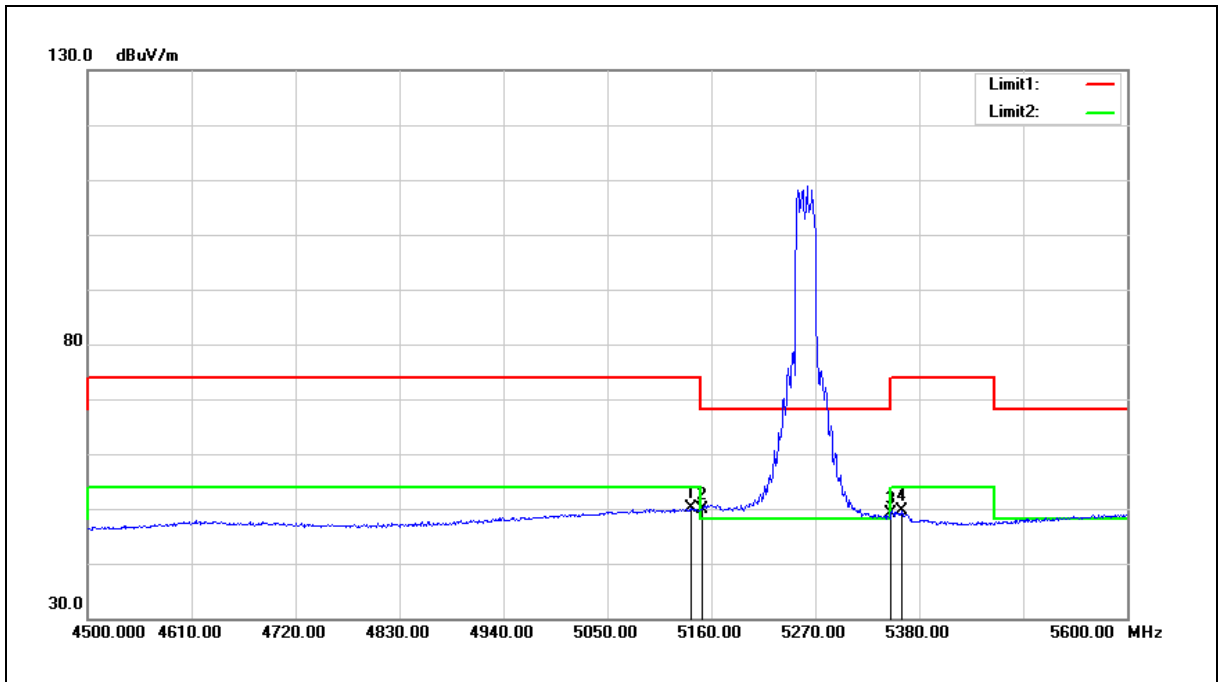
Note:1.Result (dBuV/m) = Correct Factor (dB/m) + Reading(dBuV).

2.Correction factor (dB/m) = Antenna Factor (dB/m) + Cable loss (dB) – Pre-Amplifier gain (dB).

3.When the peak results are less than average limit, so not need to evaluate the average.



Standard:	FCC Part 15.407	Test Distance:	3 m
Test item:	Band edge		
Frequency:	5260 MHz		
Mode:	802.11ax HE20		
Ant.Polar.:	Horizontal		



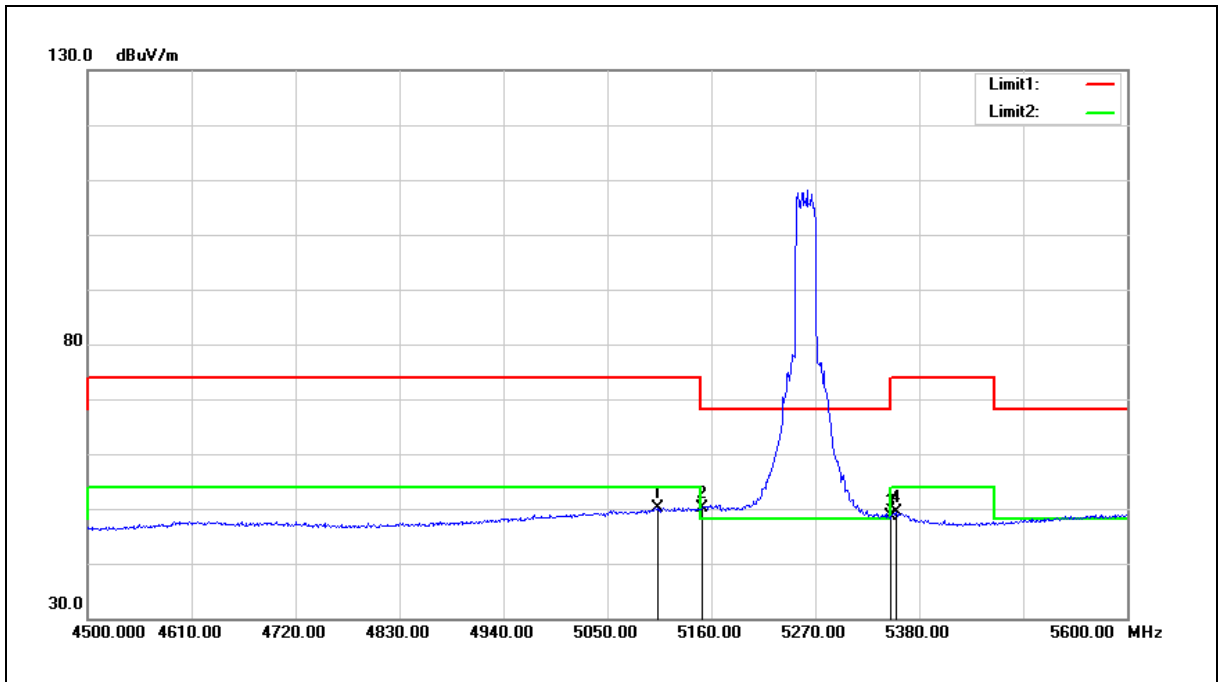
No.	Frequency (MHz)	Reading (dBuV)	Correct Factor (dB/m)	Result (dBuV/m)	Limit (dBuV/m)	Margin (dB)	Remark
1	5138.000	50.13	-0.10	50.03	54.00	-3.97	AVG
2	5150.000	49.99	-0.08	49.91	54.00	-4.09	AVG
3	5350.000	48.82	0.30	49.12	54.00	-4.88	AVG
4	5361.300	49.30	0.31	49.61	54.00	-4.39	AVG

Note:1.Result (dBuV/m) = Correct Factor (dB/m) + Reading(dBuV).

2.Correction factor (dB/m) = Antenna Factor (dB/m) + Cable loss (dB) – Pre-Amplifier gain (dB).

3.When the peak results are less than average limit, so not need to evaluate the average.

Standard:	FCC Part 15.407	Test Distance:	3 m
Test item:	Band edge		
Frequency:	5260 MHz		
Mode:	802.11ax HE20		
Ant.Polar.:	Vertical		



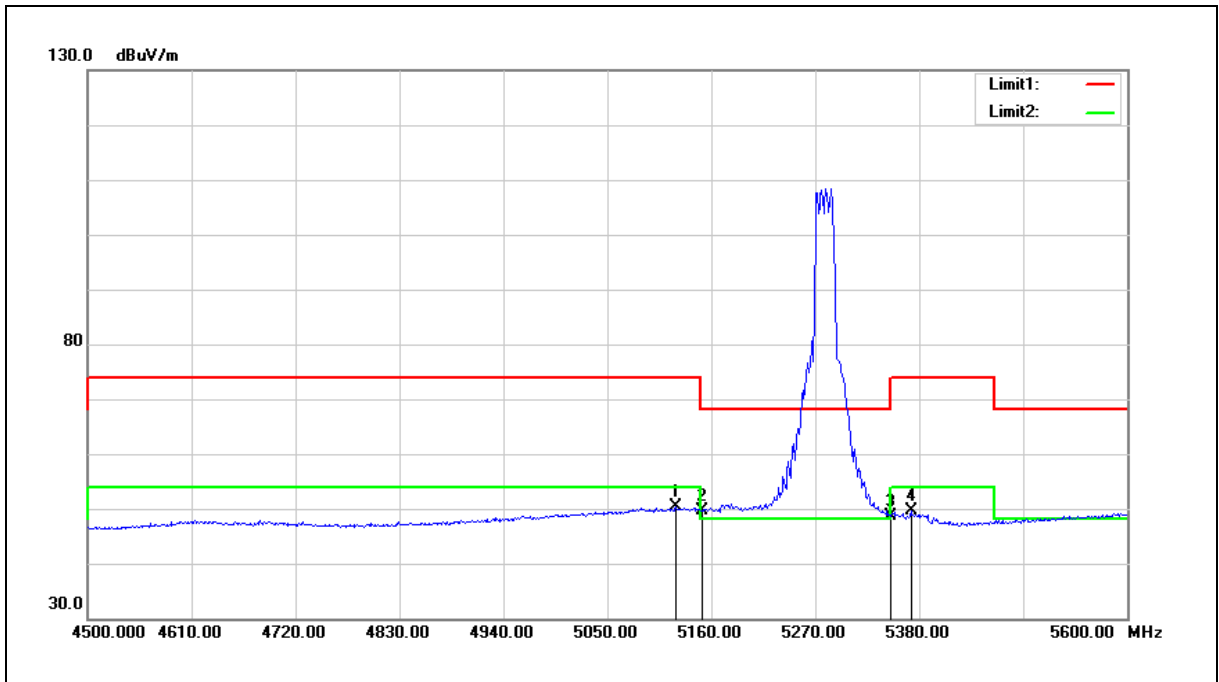
No.	Frequency (MHz)	Reading (dBuV)	Correct Factor (dB/m)	Result (dBuV/m)	Limit (dBuV/m)	Margin (dB)	Remark
1	5103.900	50.33	-0.16	50.17	54.00	-3.83	AVG
2	5150.000	50.15	-0.08	50.07	54.00	-3.93	AVG
3	5350.000	48.36	0.30	48.66	54.00	-5.34	AVG
4	5355.800	49.05	0.30	49.35	54.00	-4.65	AVG

Note:1.Result (dBuV/m) = Correct Factor (dB/m) + Reading(dBuV).

2.Correction factor (dB/m) = Antenna Factor (dB/m) + Cable loss (dB) – Pre-Amplifier gain (dB).

3.When the peak results are less than average limit, so not need to evaluate the average.

Standard:	FCC Part 15.407	Test Distance:	3 m
Test item:	Band edge		
Frequency:	5280 MHz		
Mode:	802.11ax HE20		
Ant.Polar.:	Horizontal		



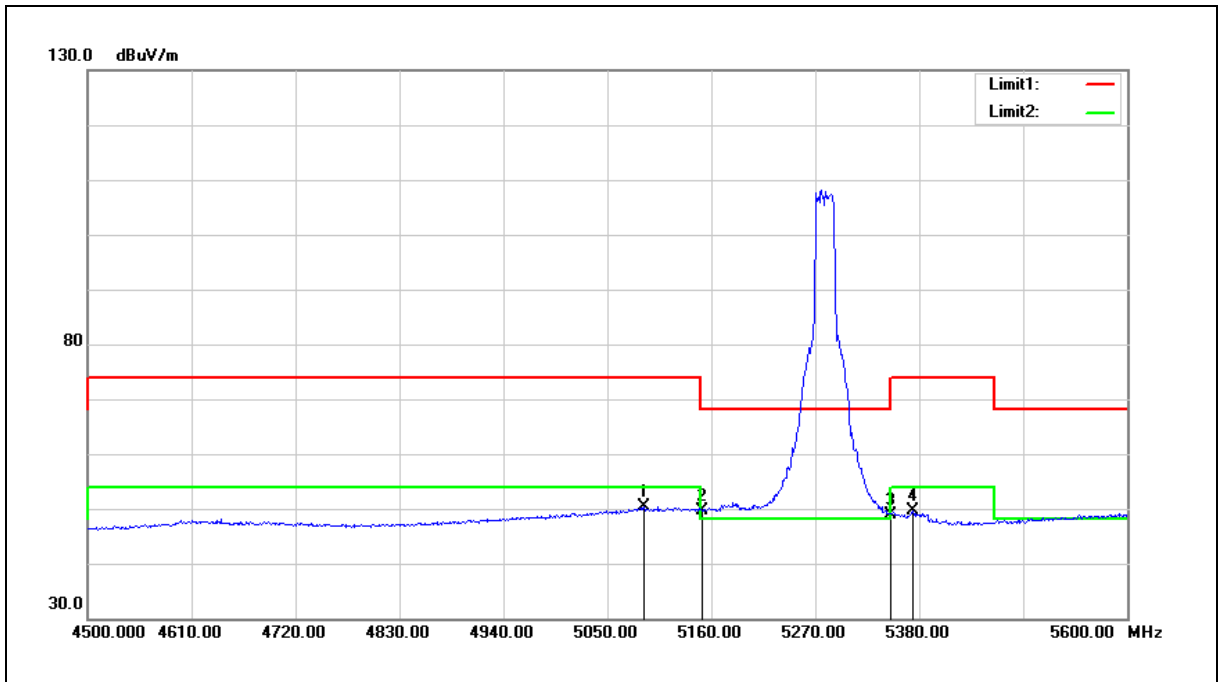
No.	Frequency (MHz)	Reading (dBuV)	Correct Factor (dB/m)	Result (dBuV/m)	Limit (dBuV/m)	Margin (dB)	Remark
1	5122.600	50.44	-0.13	50.31	54.00	-3.69	AVG
2	5150.000	49.82	-0.08	49.74	54.00	-4.26	AVG
3	5350.000	48.39	0.30	48.69	54.00	-5.31	AVG
4	5371.200	49.33	0.34	49.67	54.00	-4.33	AVG

Note:1.Result (dBuV/m) = Correct Factor (dB/m) + Reading(dBuV).

2.Correction factor (dB/m) = Antenna Factor (dB/m) + Cable loss (dB) – Pre-Amplifier gain (dB).

3.When the peak results are less than average limit, so not need to evaluate the average.

Standard:	FCC Part 15.407	Test Distance:	3 m
Test item:	Band edge		
Frequency:	5280 MHz		
Mode:	802.11ax HE20		
Ant.Polar.:	Vertical		



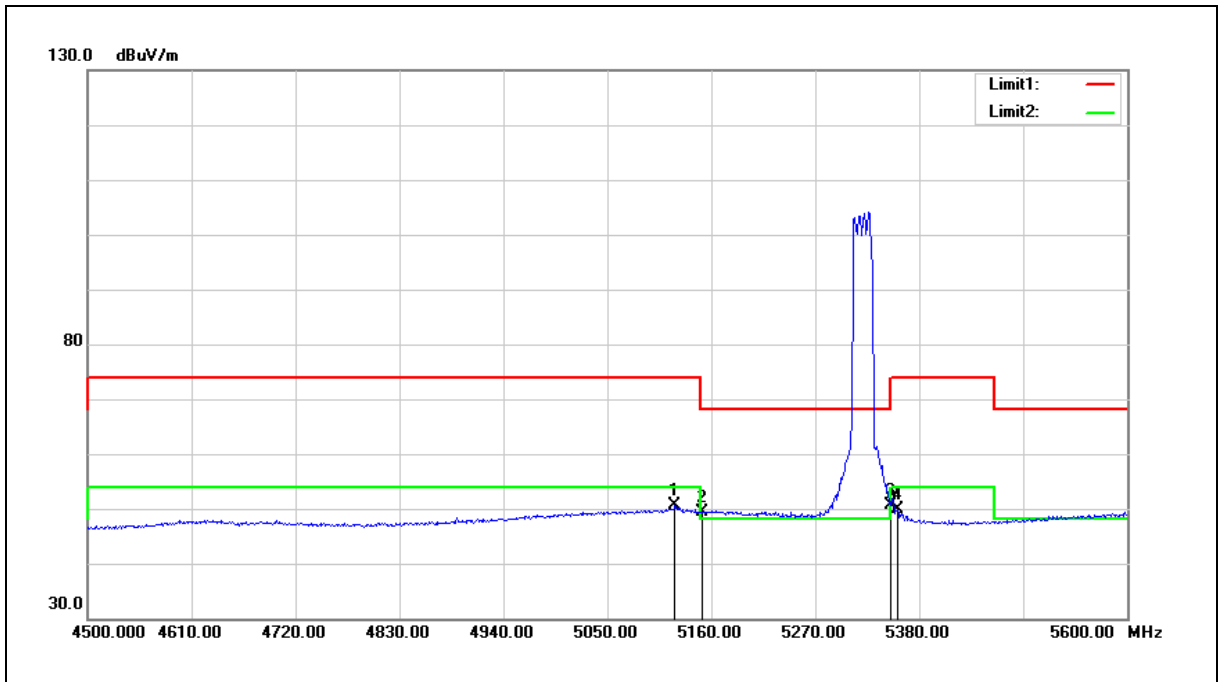
No.	Frequency (MHz)	Reading (dBuV)	Correct Factor (dB/m)	Result (dBuV/m)	Limit (dBuV/m)	Margin (dB)	Remark
1	5088.500	50.55	-0.20	50.35	54.00	-3.65	AVG
2	5150.000	49.79	-0.08	49.71	54.00	-4.29	AVG
3	5350.000	48.70	0.30	49.00	54.00	-5.00	AVG
4	5373.400	49.35	0.34	49.69	54.00	-4.31	AVG

Note: 1. Result (dBuV/m) = Correct Factor (dB/m) + Reading (dBuV).

2. Correction factor (dB/m) = Antenna Factor (dB/m) + Cable loss (dB) – Pre-Amplifier gain (dB).

3. When the peak results are less than average limit, so not need to evaluate the average.

Standard:	FCC Part 15.407	Test Distance:	3 m
Test item:	Band edge		
Frequency:	5320 MHz		
Mode:	802.11ax HE20		
Ant.Polar.:	Horizontal		



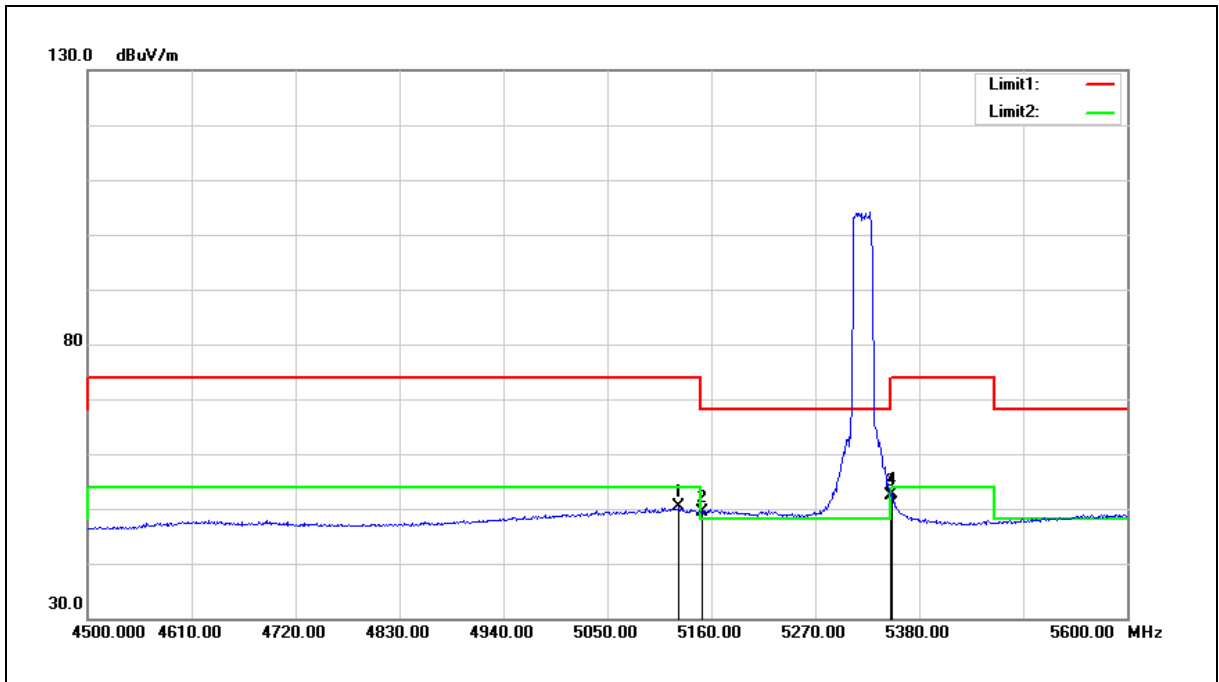
No.	Frequency (MHz)	Reading (dBuV)	Correct Factor (dB/m)	Result (dBuV/m)	Limit (dBuV/m)	Margin (dB)	Remark
1	5121.500	50.67	-0.13	50.54	54.00	-3.46	AVG
2	5150.000	49.46	-0.08	49.38	54.00	-4.62	AVG
3	5350.000	50.39	0.30	50.69	54.00	-3.31	AVG
4	5356.900	49.67	0.31	49.98	54.00	-4.02	AVG

Note: 1. Result (dBuV/m) = Correct Factor (dB/m) + Reading (dBuV).

2. Correction factor (dB/m) = Antenna Factor (dB/m) + Cable loss (dB) – Pre-Amplifier gain (dB).

3. When the peak results are less than average limit, so not need to evaluate the average.

Standard:	FCC Part 15.407	Test Distance:	3 m
Test item:	Band edge		
Frequency:	5320 MHz		
Mode:	802.11ax HE20		
Ant.Polar.:	Vertical		



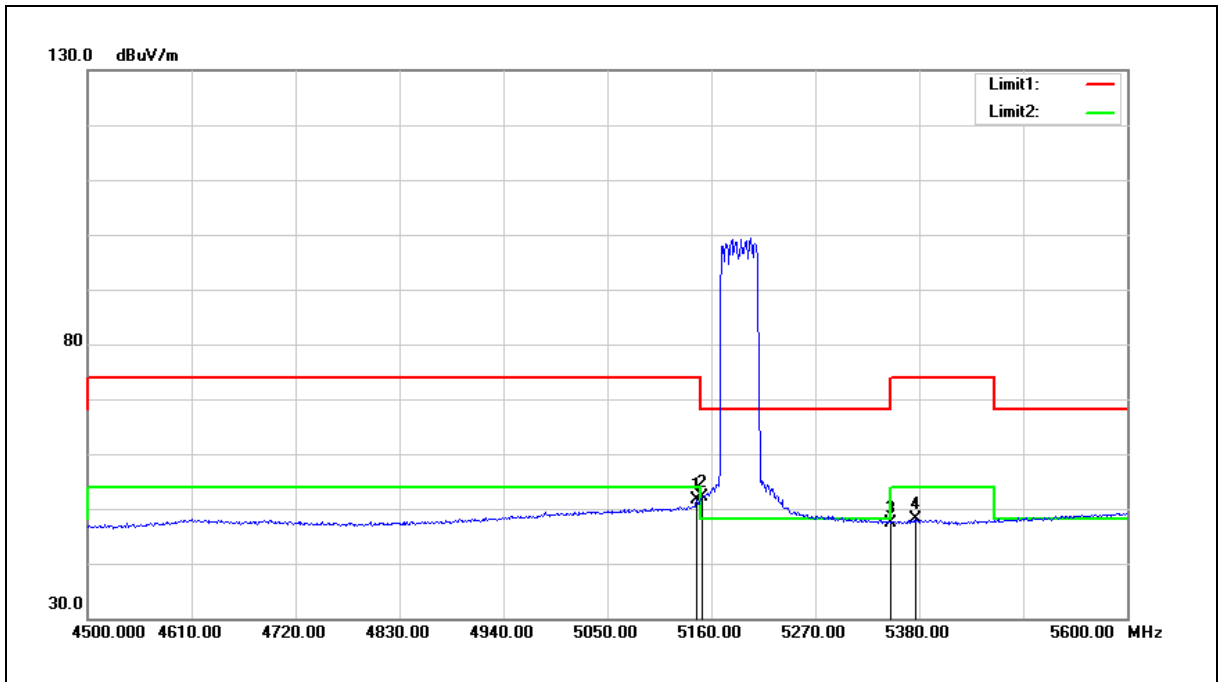
No.	Frequency (MHz)	Reading (dBuV)	Correct Factor (dB/m)	Result (dBuV/m)	Limit (dBuV/m)	Margin (dB)	Remark
1	5125.900	50.39	-0.13	50.26	54.00	-3.74	AVG
2	5150.000	49.39	-0.08	49.31	54.00	-4.69	AVG
3	5350.000	52.02	0.30	52.32	54.00	-1.68	AVG
4	5351.400	52.35	0.30	52.65	54.00	-1.35	AVG

Note:1.Result (dBuV/m) = Correct Factor (dB/m) + Reading(dBuV).

2.Correction factor (dB/m) = Antenna Factor (dB/m) + Cable loss (dB) – Pre-Amplifier gain (dB).

3.When the peak results are less than average limit, so not need to evaluate the average.

Standard:	FCC Part 15.407	Test Distance:	3 m
Test item:	Band edge		
Frequency:	5190 MHz		
Mode:	802.11ax HE40		
Ant.Polar.:	Horizontal		



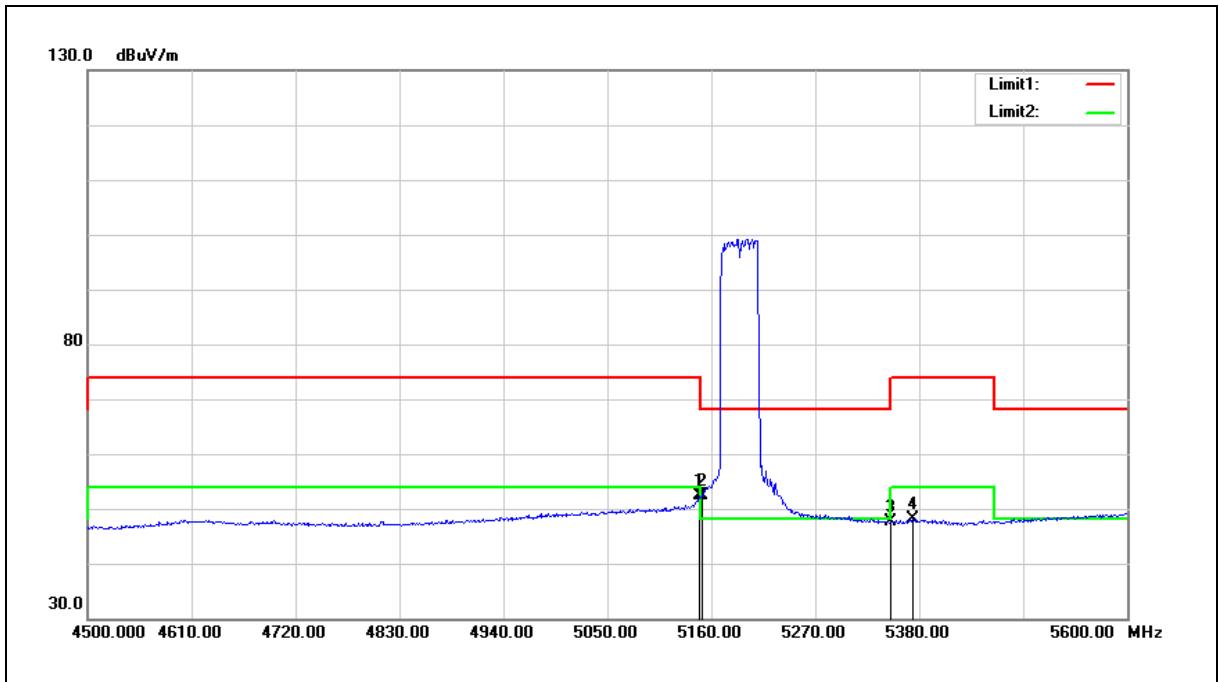
No.	Frequency (MHz)	Reading (dBuV)	Correct Factor (dB/m)	Result (dBuV/m)	Limit (dBuV/m)	Margin (dB)	Remark
1	5144.600	51.72	-0.08	51.64	54.00	-2.36	AVG
2	5150.000	52.11	-0.08	52.03	54.00	-1.97	AVG
3	5350.000	47.11	0.30	47.41	54.00	-6.59	AVG
4	5375.600	47.73	0.34	48.07	54.00	-5.93	AVG

Note:1.Result (dBuV/m) = Correct Factor (dB/m) + Reading(dBuV).

2.Correction factor (dB/m) = Antenna Factor (dB/m) + Cable loss (dB) – Pre-Amplifier gain (dB).

3.When the peak results are less than average limit, so not need to evaluate the average.

Standard:	FCC Part 15.407	Test Distance:	3 m
Test item:	Band edge		
Frequency:	5190 MHz		
Mode:	802.11ax HE40		
Ant.Polar.:	Vertical		



No.	Frequency (MHz)	Reading (dBuV)	Correct Factor (dB/m)	Result (dBuV/m)	Limit (dBuV/m)	Margin (dB)	Remark
1	5147.900	52.41	-0.08	52.33	54.00	-1.67	AVG
2	5150.000	52.49	-0.08	52.41	54.00	-1.59	AVG
3	5350.000	47.44	0.30	47.74	54.00	-6.26	AVG
4	5373.400	47.75	0.34	48.09	54.00	-5.91	AVG

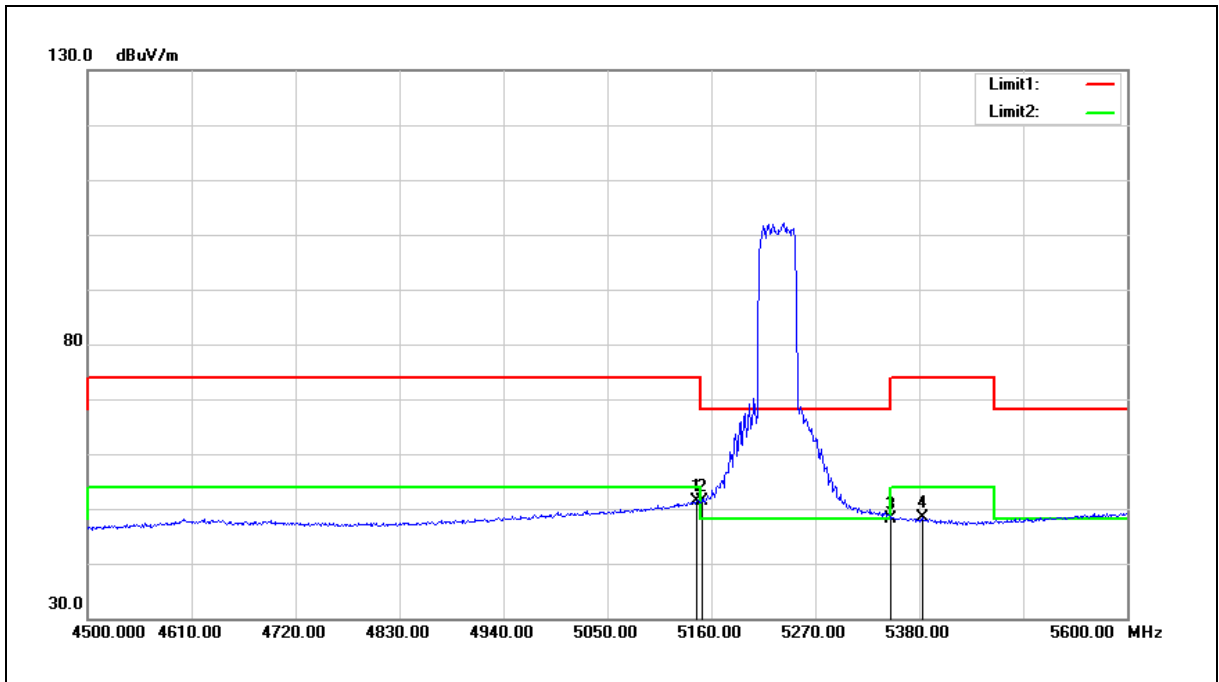
Note: 1. Result (dBuV/m) = Correct Factor (dB/m) + Reading (dBuV).

2. Correction factor (dB/m) = Antenna Factor (dB/m) + Cable loss (dB) – Pre-Amplifier gain (dB).

3. When the peak results are less than average limit, so not need to evaluate the average.



Standard:	FCC Part 15.407	Test Distance:	3 m
Test item:	Band edge		
Frequency:	5230 MHz		
Mode:	802.11ax HE40		
Ant.Polar.:	Horizontal		



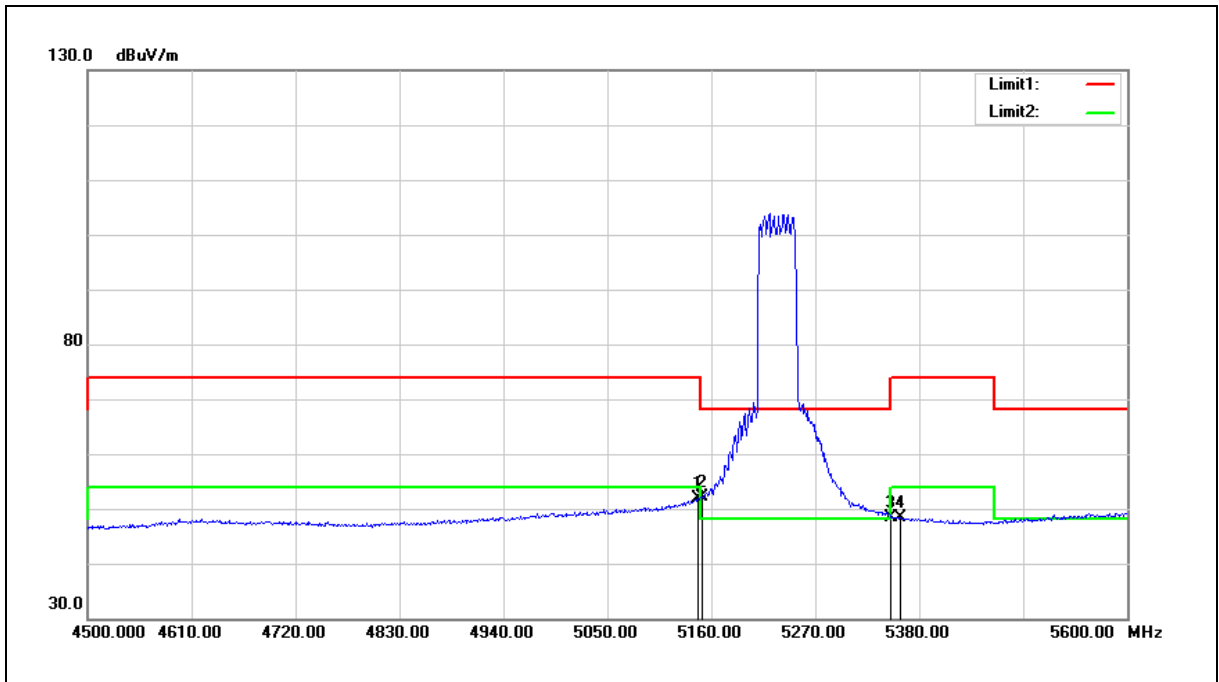
No.	Frequency (MHz)	Reading (dBuV)	Correct Factor (dB/m)	Result (dBuV/m)	Limit (dBuV/m)	Margin (dB)	Remark
1	5144.600	51.37	-0.08	51.29	54.00	-2.71	AVG
2	5150.000	51.48	-0.08	51.40	54.00	-2.60	AVG
3	5350.000	47.79	0.30	48.09	54.00	-5.91	AVG
4	5383.300	47.98	0.36	48.34	54.00	-5.66	AVG

Note:1.Result (dBuV/m) = Correct Factor (dB/m) + Reading(dBuV).

2.Correction factor (dB/m) = Antenna Factor (dB/m) + Cable loss (dB) – Pre-Amplifier gain (dB).

3.When the peak results are less than average limit, so not need to evaluate the average.

Standard:	FCC Part 15.407	Test Distance:	3 m
Test item:	Band edge		
Frequency:	5230 MHz		
Mode:	802.11ax HE40		
Ant.Polar.:	Vertical		



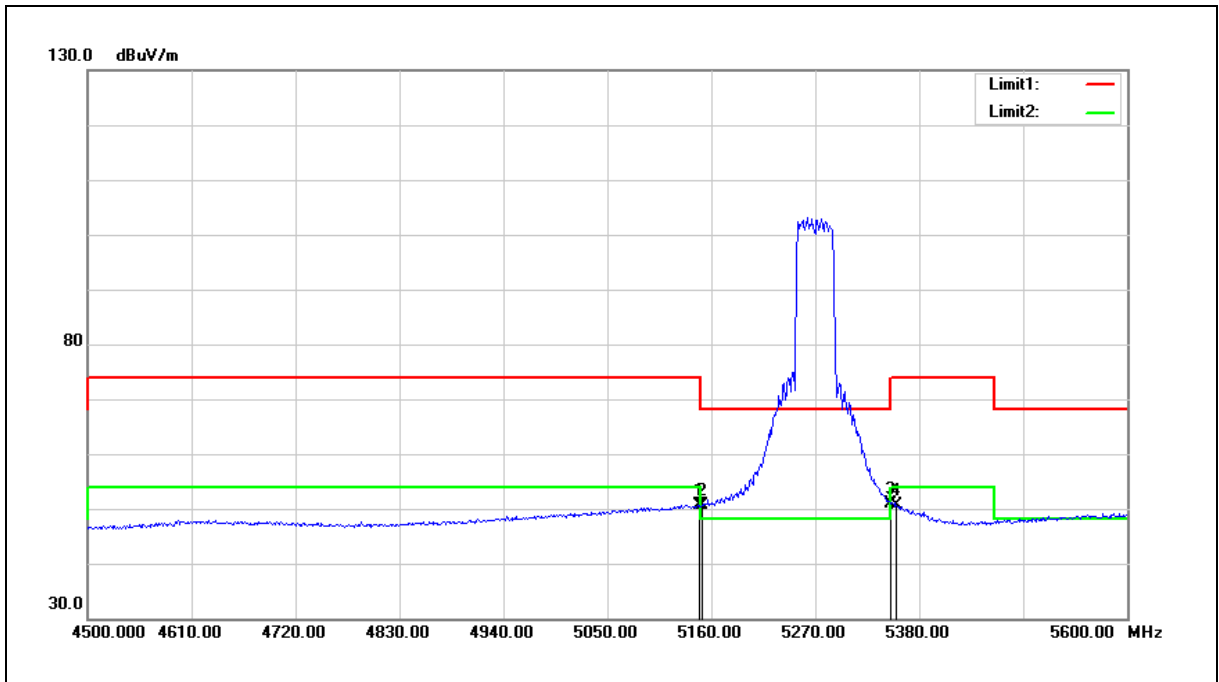
No.	Frequency (MHz)	Reading (dBuV)	Correct Factor (dB/m)	Result (dBuV/m)	Limit (dBuV/m)	Margin (dB)	Remark
1	5145.700	51.85	-0.08	51.77	54.00	-2.23	AVG
2	5150.000	52.28	-0.08	52.20	54.00	-1.80	AVG
3	5350.000	48.02	0.30	48.32	54.00	-5.68	AVG
4	5360.200	48.16	0.31	48.47	54.00	-5.53	AVG

Note:1.Result (dBuV/m) = Correct Factor (dB/m) + Reading(dBuV).

2.Correction factor (dB/m) = Antenna Factor (dB/m) + Cable loss (dB) – Pre-Amplifier gain (dB).

3.When the peak results are less than average limit, so not need to evaluate the average.

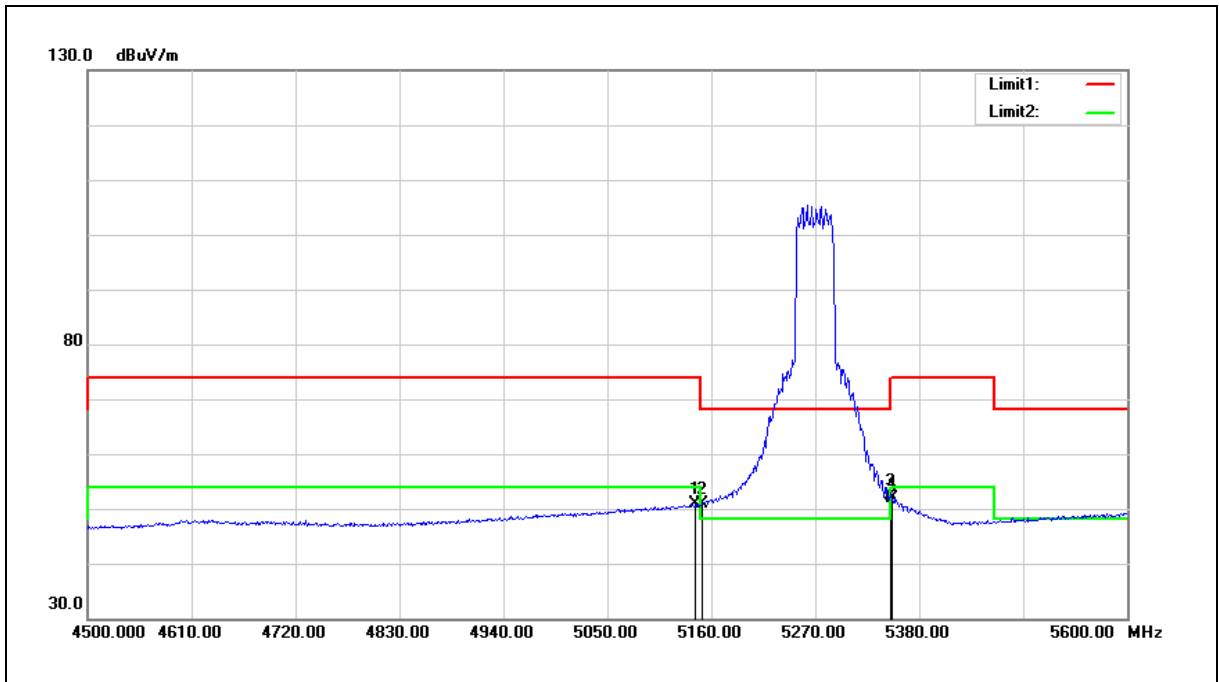
Standard:	FCC Part 15.407	Test Distance:	3 m
Test item:	Band edge		
Frequency:	5270 MHz		
Mode:	802.11ax HE40		
Ant.Polar.:	Horizontal		



No.	Frequency (MHz)	Reading (dBuV)	Correct Factor (dB/m)	Result (dBuV/m)	Limit (dBuV/m)	Margin (dB)	Remark
1	5146.800	50.83	-0.08	50.75	54.00	-3.25	AVG
2	5150.000	50.60	-0.08	50.52	54.00	-3.48	AVG
3	5350.000	50.50	0.30	50.80	54.00	-3.20	AVG
4	5355.800	50.30	0.30	50.60	54.00	-3.40	AVG

- Note: 1.Result (dBuV/m) = Correct Factor (dB/m) + Reading(dBuV).  
 2.Correction factor (dB/m) = Antenna Factor (dB/m) + Cable loss (dB) – Pre-Amplifier gain (dB).  
 3.When the peak results are less than average limit, so not need to evaluate the average.

Standard:	FCC Part 15.407	Test Distance:	3 m
Test item:	Band edge		
Frequency:	5270 MHz		
Mode:	802.11ax HE40		
Ant.Polar.:	Vertical		



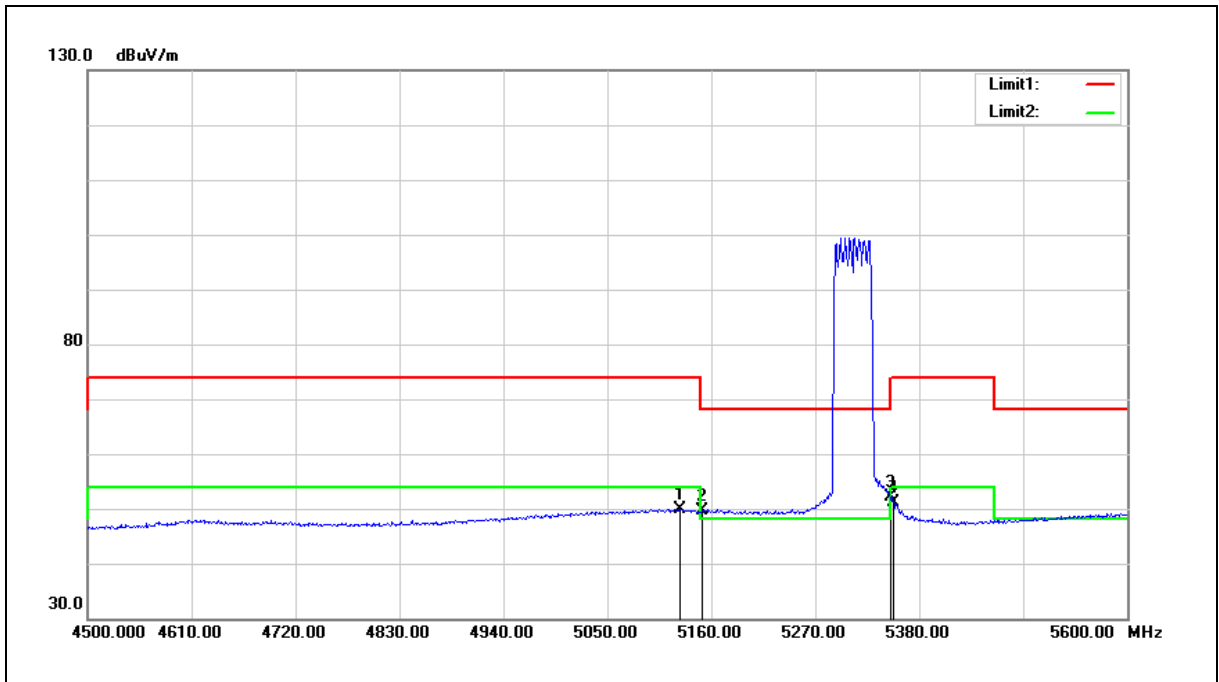
No.	Frequency (MHz)	Reading (dBuV)	Correct Factor (dB/m)	Result (dBuV/m)	Limit (dBuV/m)	Margin (dB)	Remark
1	5143.500	50.89	-0.10	50.79	54.00	-3.21	AVG
2	5150.000	50.94	-0.08	50.86	54.00	-3.14	AVG
3	5350.000	52.06	0.30	52.36	54.00	-1.64	AVG
4	5351.400	51.64	0.30	51.94	54.00	-2.06	AVG

Note:1.Result (dBuV/m) = Correct Factor (dB/m) + Reading(dBuV).

2.Correction factor (dB/m) = Antenna Factor (dB/m) + Cable loss (dB) – Pre-Amplifier gain (dB).

3.When the peak results are less than average limit, so not need to evaluate the average.

Standard:	FCC Part 15.407	Test Distance:	3 m
Test item:	Band edge		
Frequency:	5310 MHz		
Mode:	802.11ax HE40		
Ant.Polar.:	Horizontal		



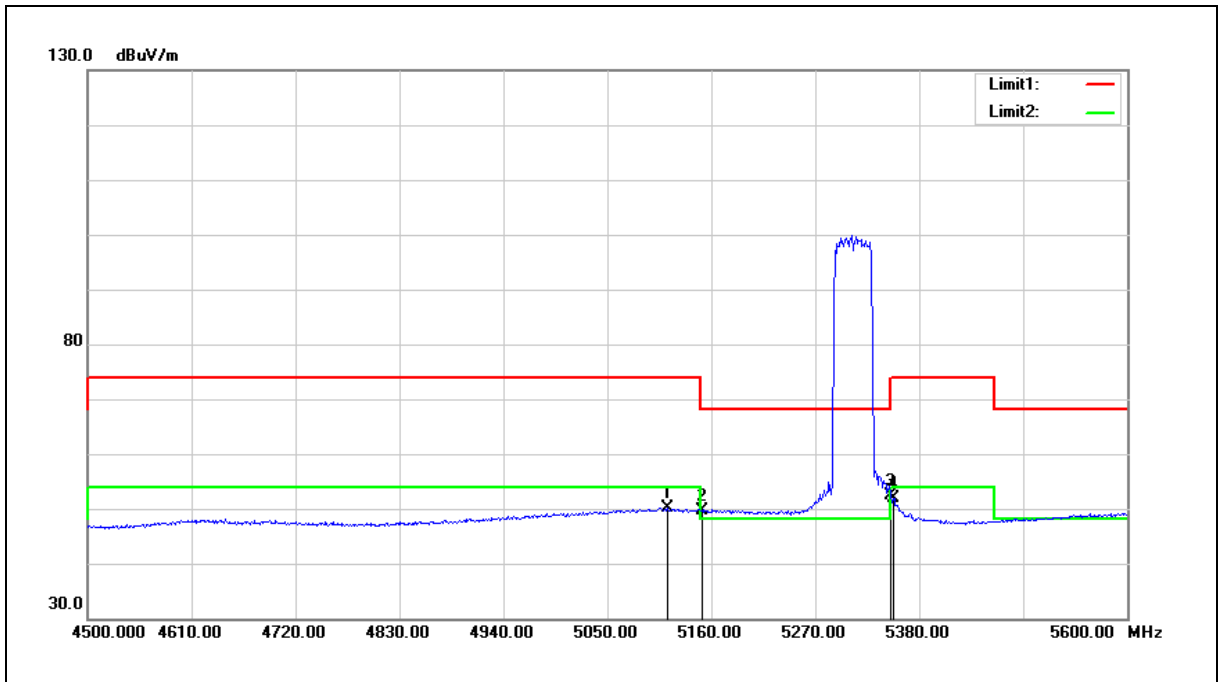
No.	Frequency (MHz)	Reading (dBuV)	Correct Factor (dB/m)	Result (dBuV/m)	Limit (dBuV/m)	Margin (dB)	Remark
1	5127.000	50.12	-0.13	49.99	54.00	-4.01	AVG
2	5150.000	49.70	-0.08	49.62	54.00	-4.38	AVG
3	5350.000	51.71	0.30	52.01	54.00	-1.99	AVG
4	5352.500	50.89	0.30	51.19	54.00	-2.81	AVG

Note:1.Result (dBuV/m) = Correct Factor (dB/m) + Reading(dBuV).

2.Correction factor (dB/m) = Antenna Factor (dB/m) + Cable loss (dB) – Pre-Amplifier gain (dB).

3.When the peak results are less than average limit, so not need to evaluate the average.

Standard:	FCC Part 15.407	Test Distance:	3 m
Test item:	Band edge		
Frequency:	5310 MHz		
Mode:	802.11ax HE40		
Ant.Polar.:	Vertical		



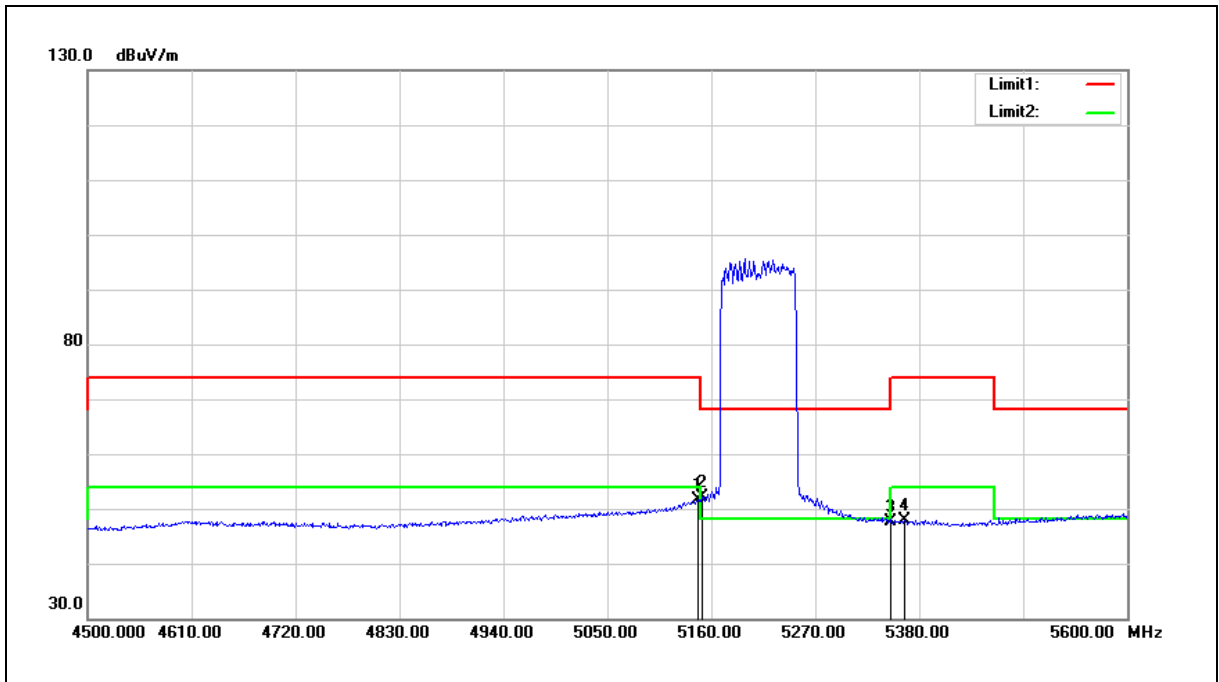
No.	Frequency (MHz)	Reading (dBuV)	Correct Factor (dB/m)	Result (dBuV/m)	Limit (dBuV/m)	Margin (dB)	Remark
1	5113.800	50.28	-0.15	50.13	54.00	-3.87	AVG
2	5150.000	49.63	-0.08	49.55	54.00	-4.45	AVG
3	5350.000	52.12	0.30	52.42	54.00	-1.58	AVG
4	5352.500	51.56	0.30	51.86	54.00	-2.14	AVG

Note: 1. Result (dBuV/m) = Correct Factor (dB/m) + Reading (dBuV).

2. Correction factor (dB/m) = Antenna Factor (dB/m) + Cable loss (dB) – Pre-Amplifier gain (dB).

3. When the peak results are less than average limit, so not need to evaluate the average.

Standard:	FCC Part 15.407	Test Distance:	3 m
Test item:	Band edge		
Frequency:	5210 MHz		
Mode:	802.11ax HE80		
Ant.Polar.:	Horizontal		



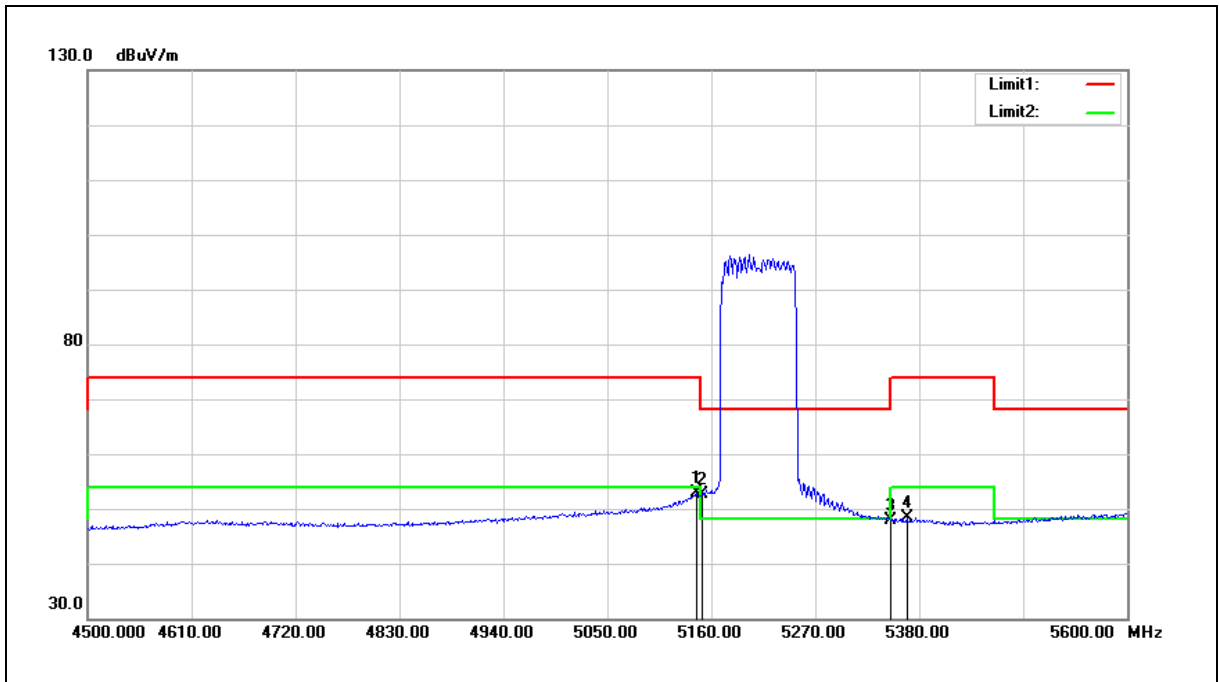
No.	Frequency (MHz)	Reading (dBuV)	Correct Factor (dB/m)	Result (dBuV/m)	Limit (dBuV/m)	Margin (dB)	Remark
1	5145.700	51.78	-0.08	51.70	54.00	-2.30	AVG
2	5150.000	52.13	-0.08	52.05	54.00	-1.95	AVG
3	5350.000	47.28	0.30	47.58	54.00	-6.42	AVG
4	5364.600	47.66	0.32	47.98	54.00	-6.02	AVG

Note:1.Result (dBuV/m) = Correct Factor (dB/m) + Reading(dBuV).

2.Correction factor (dB/m) = Antenna Factor (dB/m) + Cable loss (dB) – Pre-Amplifier gain (dB).

3.When the peak results are less than average limit, so not need to evaluate the average.

Standard:	FCC Part 15.407	Test Distance:	3 m
Test item:	Band edge		
Frequency:	5210 MHz		
Mode:	802.11ax HE80		
Ant.Polar.:	Vertical		



No.	Frequency (MHz)	Reading (dBuV)	Correct Factor (dB/m)	Result (dBuV/m)	Limit (dBuV/m)	Margin (dB)	Remark
1	5144.600	52.88	-0.08	52.80	54.00	-1.20	AVG
2	5150.000	52.67	-0.08	52.59	54.00	-1.41	AVG
3	5350.000	47.49	0.30	47.79	54.00	-6.21	AVG
4	5366.800	48.16	0.32	48.48	54.00	-5.52	AVG

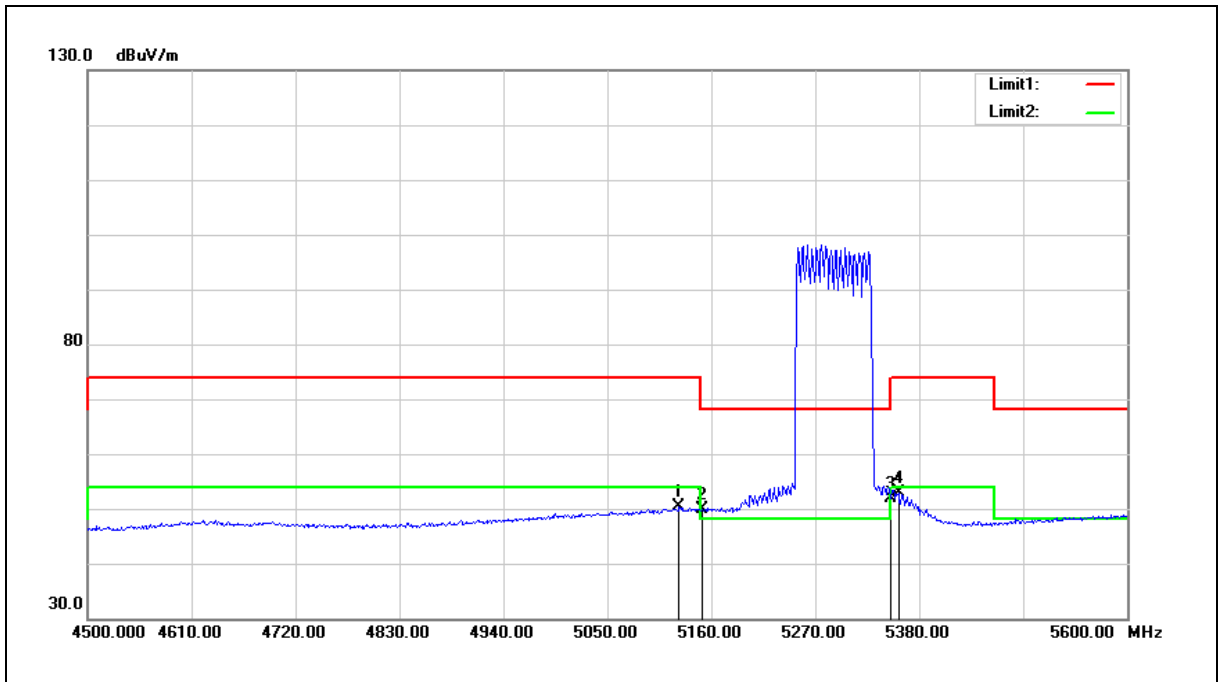
Note:1.Result (dBuV/m) = Correct Factor (dB/m) + Reading(dBuV).

2.Correction factor (dB/m) = Antenna Factor (dB/m) + Cable loss (dB) – Pre-Amplifier gain (dB).

3.When the peak results are less than average limit, so not need to evaluate the average.



Standard:	FCC Part 15.407	Test Distance:	3 m
Test item:	Band edge		
Frequency:	5290 MHz		
Mode:	802.11ax HE80		
Ant.Polar.:	Horizontal		



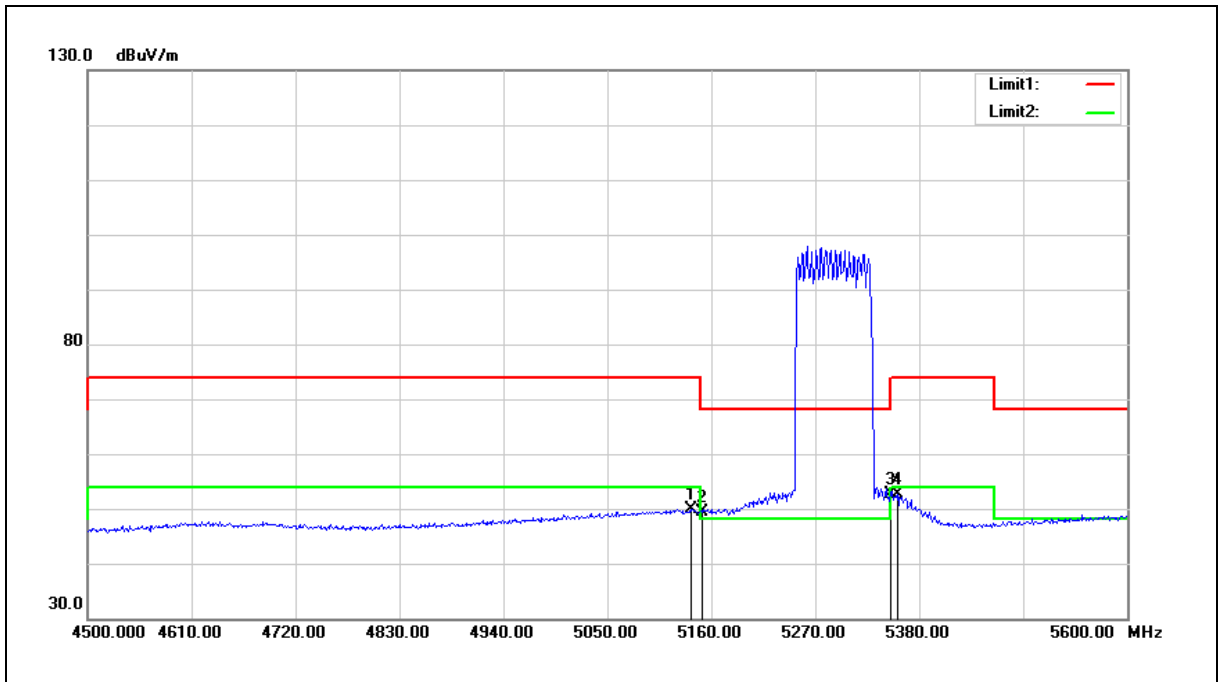
No.	Frequency (MHz)	Reading (dBuV)	Correct Factor (dB/m)	Result (dBuV/m)	Limit (dBuV/m)	Margin (dB)	Remark
1	5125.900	50.44	-0.13	50.31	54.00	-3.69	AVG
2	5150.000	49.93	-0.08	49.85	54.00	-4.15	AVG
3	5350.000	51.50	0.30	51.80	54.00	-2.20	AVG
4	5358.000	52.67	0.31	52.98	54.00	-1.02	AVG

Note:1.Result (dBuV/m) = Correct Factor (dB/m) + Reading(dBuV).

2.Correction factor (dB/m) = Antenna Factor (dB/m) + Cable loss (dB) – Pre-Amplifier gain (dB).

3.When the peak results are less than average limit, so not need to evaluate the average.

Standard:	FCC Part 15.407	Test Distance:	3 m
Test item:	Band edge		
Frequency:	5290 MHz		
Mode:	802.11ax HE80		
Ant.Polar.:	Vertical		



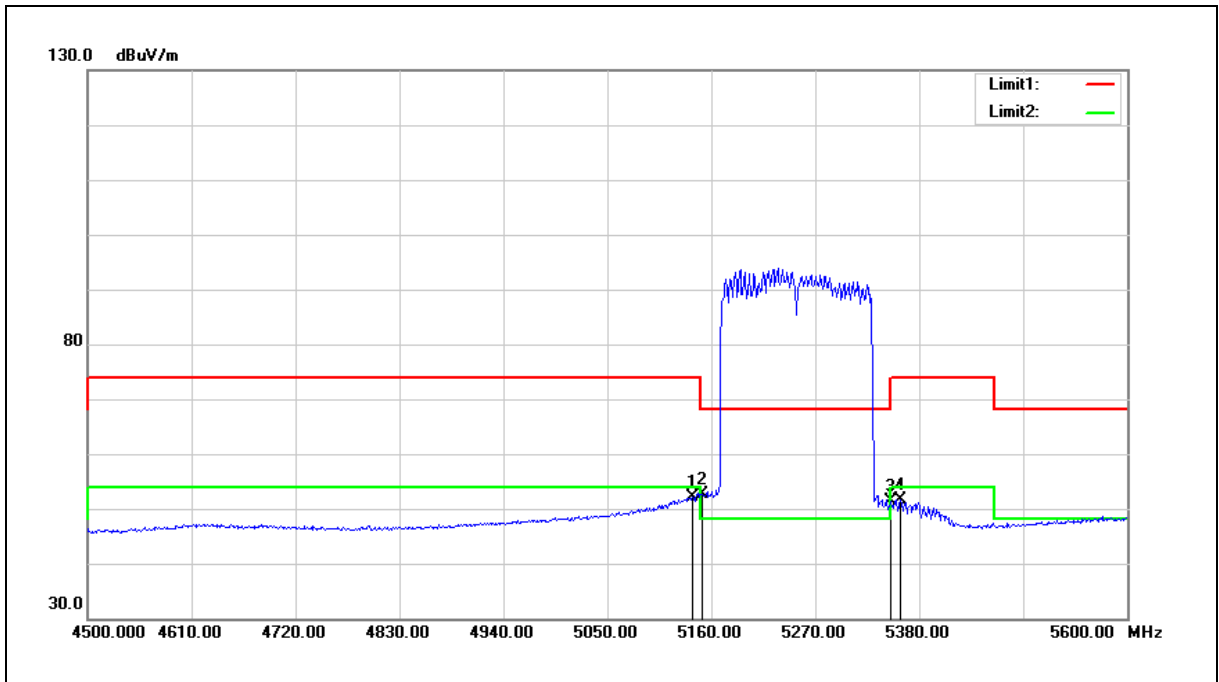
No.	Frequency (MHz)	Reading (dBuV)	Correct Factor (dB/m)	Result (dBuV/m)	Limit (dBuV/m)	Margin (dB)	Remark
1	5138.000	50.06	-0.10	49.96	54.00	-4.04	AVG
2	5150.000	49.34	-0.08	49.26	54.00	-4.74	AVG
3	5350.000	52.21	0.30	52.51	54.00	-1.49	AVG
4	5356.900	52.29	0.31	52.60	54.00	-1.40	AVG

Note:1.Result (dBuV/m) = Correct Factor (dB/m) + Reading(dBuV).

2.Correction factor (dB/m) = Antenna Factor (dB/m) + Cable loss (dB) – Pre-Amplifier gain (dB).

3.When the peak results are less than average limit, so not need to evaluate the average.

Standard:	FCC Part 15.407	Test Distance:	3 m
Test item:	Band edge		
Frequency:	5250 MHz		
Mode:	802.11ax HE160		
Ant.Polar.:	Horizontal		



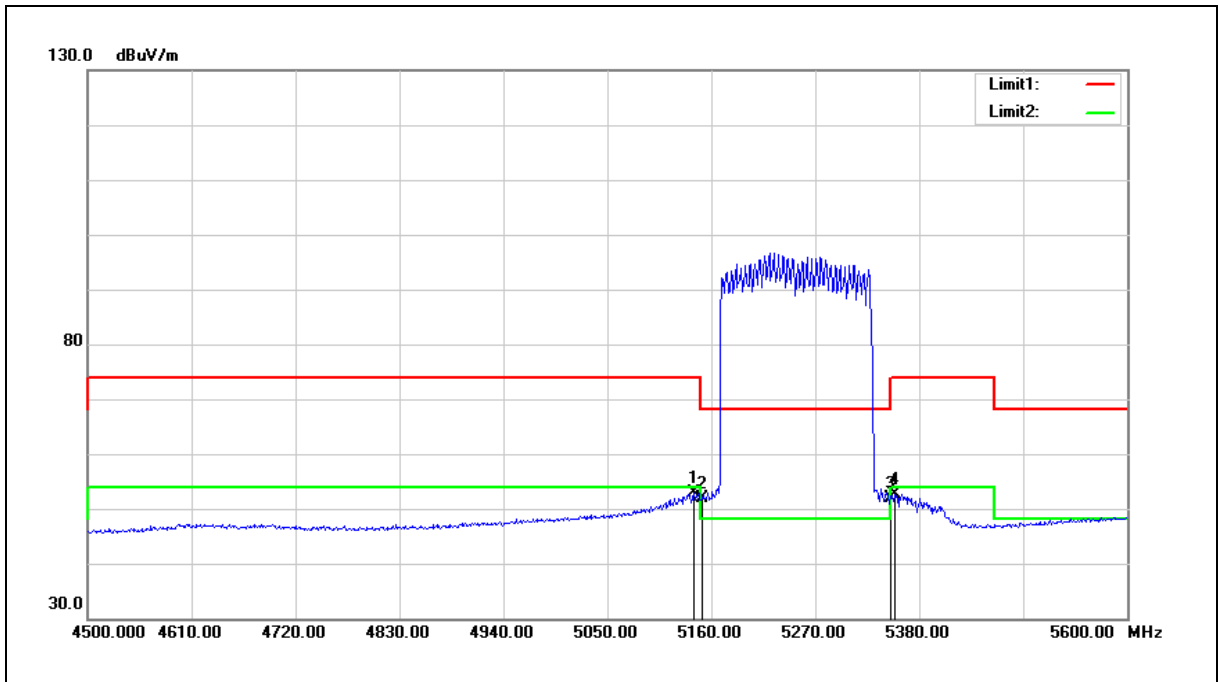
No.	Frequency (MHz)	Reading (dBuV)	Correct Factor (dB/m)	Result (dBuV/m)	Limit (dBuV/m)	Margin (dB)	Remark
1	5140.200	52.23	-0.10	52.13	54.00	-1.87	AVG
2	5150.000	52.61	-0.08	52.53	54.00	-1.47	AVG
3	5350.000	51.07	0.30	51.37	54.00	-2.63	AVG
4	5360.200	51.36	0.31	51.67	54.00	-2.33	AVG

Note: 1. Result (dBuV/m) = Correct Factor (dB/m) + Reading (dBuV).

2. Correction factor (dB/m) = Antenna Factor (dB/m) + Cable loss (dB) – Pre-Amplifier gain (dB).

3. When the peak results are less than average limit, so not need to evaluate the average.

Standard:	FCC Part 15.407	Test Distance:	3 m
Test item:	Band edge		
Frequency:	5250 MHz		
Mode:	802.11ax HE160		
Ant.Polar.:	Vertical		



No.	Frequency (MHz)	Reading (dBuV)	Correct Factor (dB/m)	Result (dBuV/m)	Limit (dBuV/m)	Margin (dB)	Remark
1	5141.300	52.92	-0.10	52.82	54.00	-1.18	AVG
2	5150.000	52.05	-0.08	51.97	54.00	-2.03	AVG
3	5350.000	51.67	0.30	51.97	54.00	-2.03	AVG
4	5354.700	52.38	0.30	52.68	54.00	-1.32	AVG

Note:1.Result (dBuV/m) = Correct Factor (dB/m) + Reading(dBuV).

2.Correction factor (dB/m) = Antenna Factor (dB/m) + Cable loss (dB) – Pre-Amplifier gain (dB).

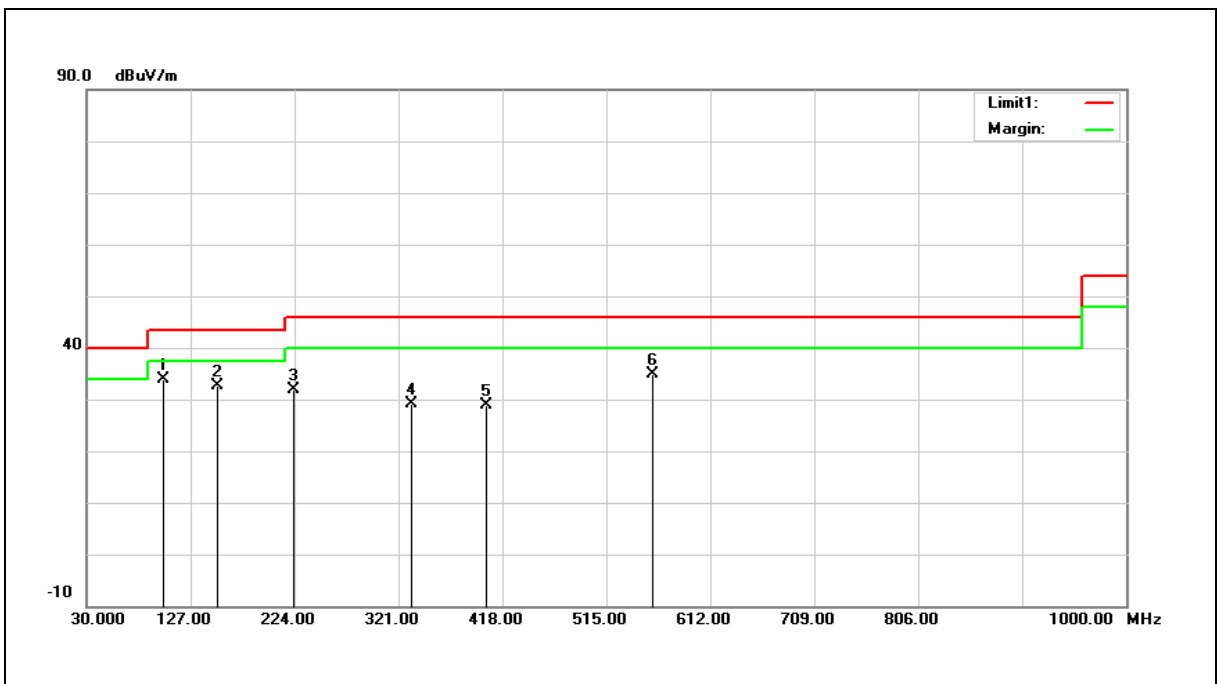
3.When the peak results are less than average limit, so not need to evaluate the average.

High Band\_B2C & B3 1X1

Harmonic

Below 1 GHz

Standard:	FCC Part 15.407	Test Distance:	3 m
Test item:	Radiated Emission		
Frequency:	5745 MHz		
Mode:	802.11a		
Ant.Polar.:	Horizontal		



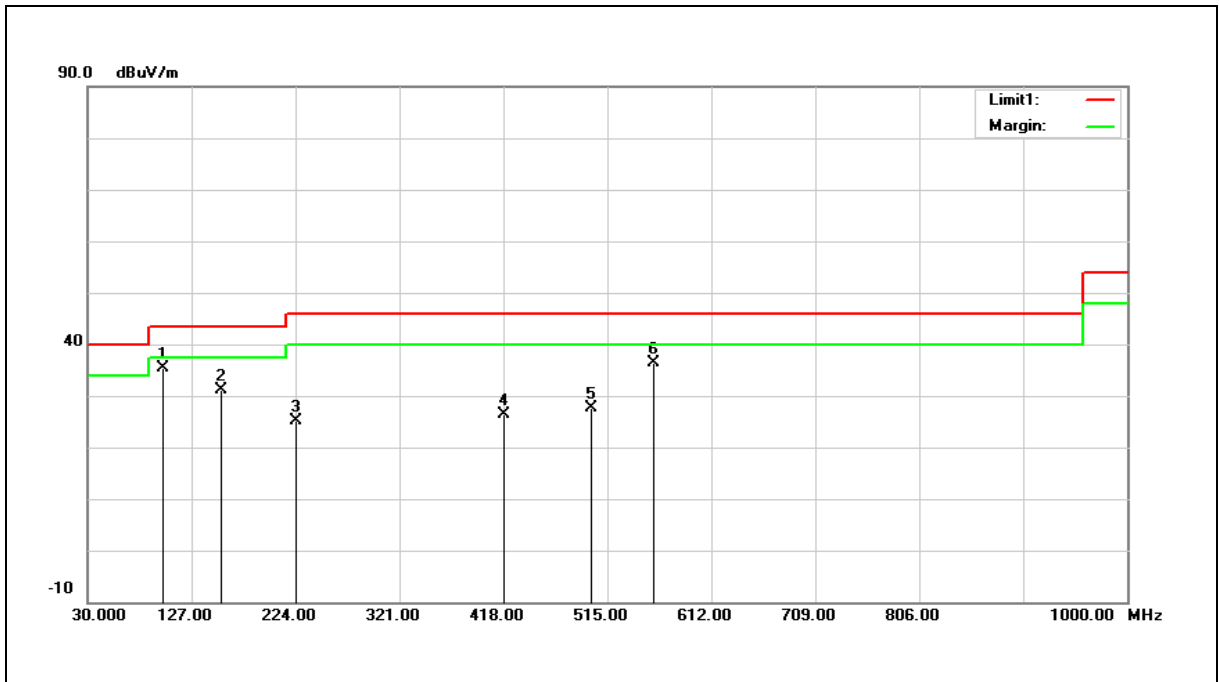
No.	Frequency (MHz)	Reading (dBuV)	Correct Factor (dB/m)	Result (dBuV/m)	Limit (dBuV/m)	Margin (dB)	Remark
1	101.7800	45.25	-11.48	33.77	43.50	-9.73	QP
2	152.2200	39.03	-6.52	32.51	43.50	-10.99	QP
3	223.0300	40.25	-8.45	31.80	46.00	-14.20	QP
4	332.6400	34.38	-5.27	29.11	46.00	-16.89	QP
5	402.4800	32.29	-3.35	28.94	46.00	-17.06	QP
6	558.6500	35.19	-0.37	34.82	46.00	-11.18	QP

Note: 1.Result (dBuV/m) = Correct Factor (dB/m) + Reading(dBuV).

2. Correction factor (dB/m) = Antenna Factor (dB/m) + Cable loss (dB) – Pre-Amplifier gain (dB).

3. When the peak results are less than average limit, so not need to evaluate the average.

Standard:	FCC Part 15.407	Test Distance:	3 m
Test item:	Radiated Emission		
Frequency:	5745 MHz		
Mode:	802.11a		
Ant.Polar.:	Vertical		



No.	Frequency (MHz)	Reading (dBuV)	Correct Factor (dB/m)	Result (dBuV/m)	Limit (dBuV/m)	Margin (dB)	Remark
1	100.8100	46.88	-11.61	35.27	43.50	-8.23	QP
2	154.1600	37.71	-6.48	31.23	43.50	-12.27	QP
3	224.0000	33.50	-8.39	25.11	46.00	-20.89	QP
4	418.0000	29.51	-3.08	26.43	46.00	-19.57	QP
5	500.4500	29.42	-1.83	27.59	46.00	-18.41	QP
6	558.6500	36.78	-0.37	36.41	46.00	-9.59	QP

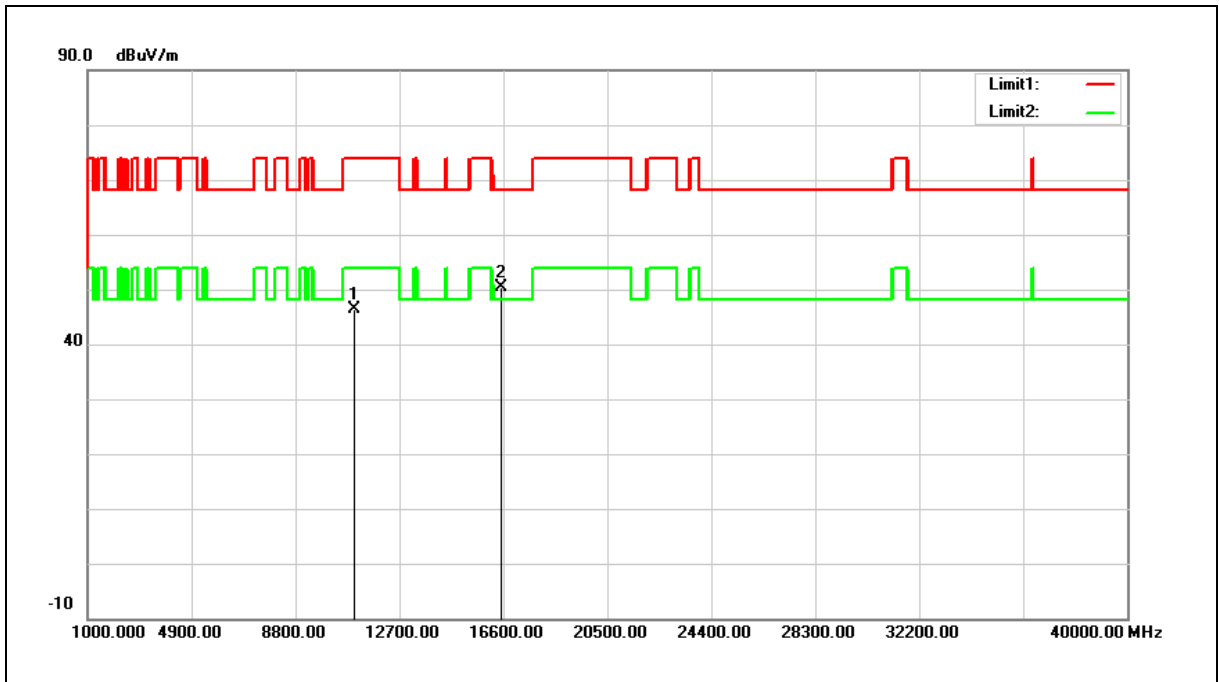
Note:1.Result (dBuV/m) = Correct Factor (dB/m) + Reading(dBuV).

2.Correction factor (dB/m) = Antenna Factor (dB/m) + Cable loss (dB) – Pre-Amplifier gain (dB).

3.When the peak results are less than average limit, so not need to evaluate the average.

Above 1 GHz

Standard:	FCC Part 15.407	Test Distance:	3 m
Test item:	Harmonic		
Frequency:	5500 MHz		
Mode:	802.11a		
Ant.Polar.:	Horizontal		



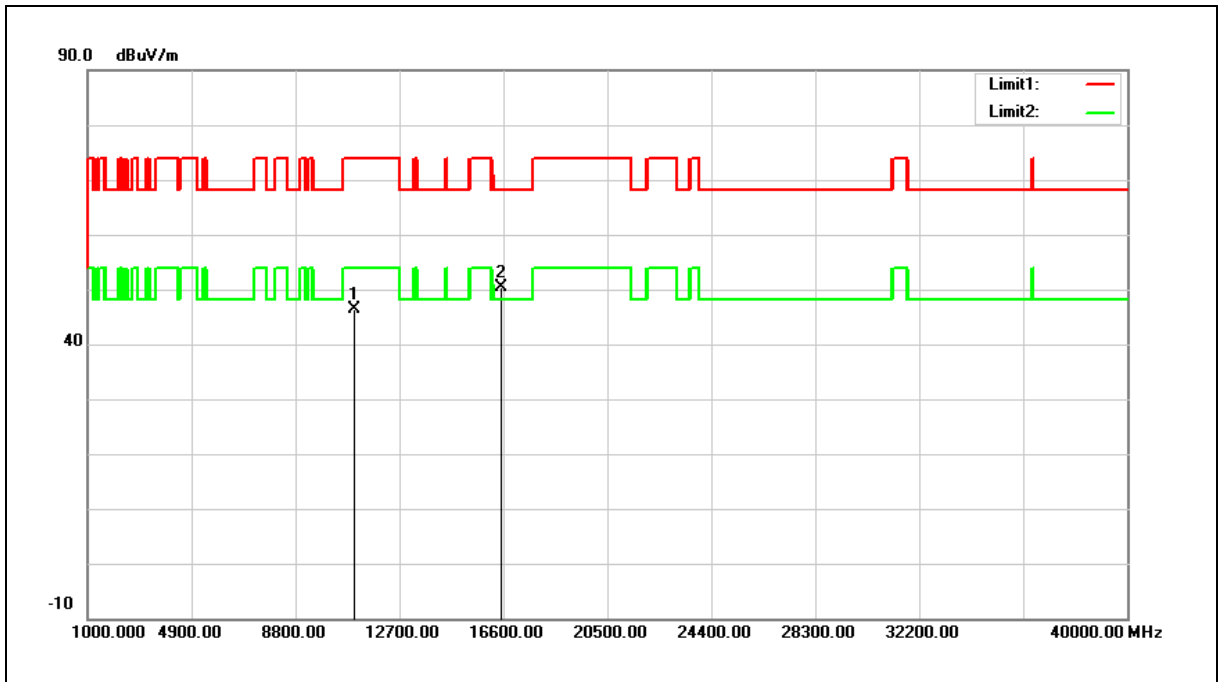
No.	Frequency (MHz)	Reading (dBuV)	Correct Factor (dB/m)	Result (dBuV/m)	Limit (dBuV/m)	Margin (dB)	Remark
1	11000.000	32.02	14.47	46.49	74.00	-27.51	peak
2	16500.000	33.72	16.63	50.35	68.20	-17.85	peak

Note:1.Result (dBuV/m) = Correct Factor (dB/m) + Reading(dBuV).

2.Correction factor (dB/m) = Antenna Factor (dB/m) + Cable loss (dB) – Pre-Amplifier gain (dB).

3.When the peak results are less than average limit, so not need to evaluate the average.

Standard:	FCC Part 15.407	Test Distance:	3 m
Test item:	Harmonic		
Frequency:	5500 MHz		
Mode:	802.11a		
Ant.Polar.:	Vertical		



No.	Frequency (MHz)	Reading (dBuV)	Correct Factor (dB/m)	Result (dBuV/m)	Limit (dBuV/m)	Margin (dB)	Remark
1	11000.000	32.02	14.47	46.49	74.00	-27.51	peak
2	16500.000	33.72	16.63	50.35	68.20	-17.85	peak

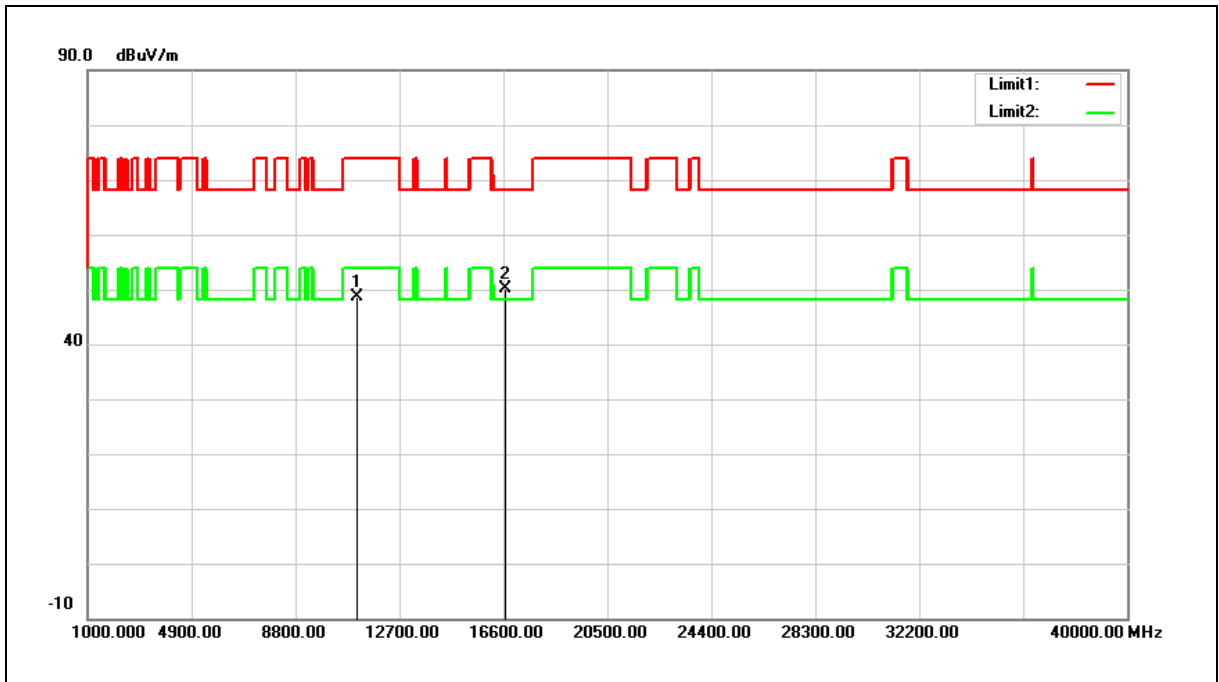
Note:1.Result (dBuV/m) = Correct Factor (dB/m) + Reading(dBuV).

2.Correction factor (dB/m) = Antenna Factor (dB/m) + Cable loss (dB) – Pre-Amplifier gain (dB).

3.When the peak results are less than average limit, so not need to evaluate the average.



Standard:	FCC Part 15.407	Test Distance:	3 m
Test item:	Harmonic		
Frequency:	5560 MHz		
Mode:	802.11a		
Ant.Polar.:	Horizontal		



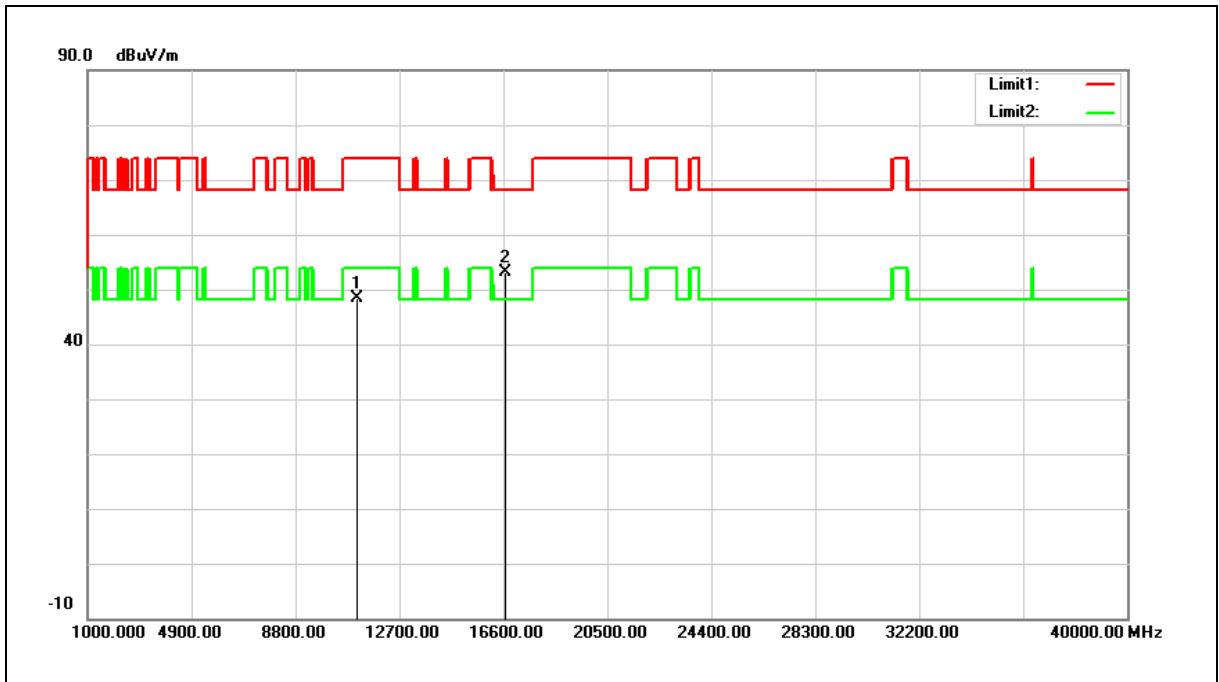
No.	Frequency (MHz)	Reading (dBuV)	Correct Factor (dB/m)	Result (dBuV/m)	Limit (dBuV/m)	Margin (dB)	Remark
1	11120.000	33.93	14.70	48.63	74.00	-25.37	peak
2	16680.000	32.06	17.95	50.01	68.20	-18.19	peak

Note:1.Result (dBuV/m) = Correct Factor (dB/m) + Reading(dBuV).

2.Correction factor (dB/m) = Antenna Factor (dB/m) + Cable loss (dB) – Pre-Amplifier gain (dB).

3.When the peak results are less than average limit, so not need to evaluate the average.

Standard:	FCC Part 15.407	Test Distance:	3 m
Test item:	Harmonic		
Frequency:	5560 MHz		
Mode:	802.11a		
Ant.Polar.:	Vertical		



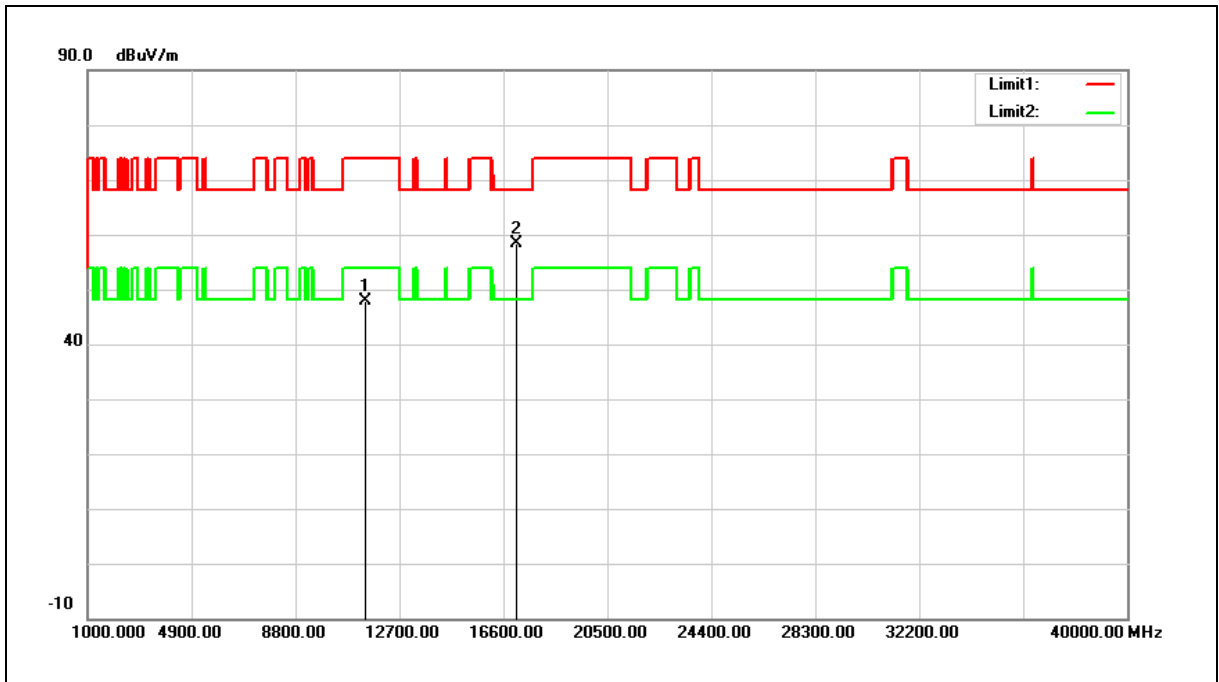
No.	Frequency (MHz)	Reading (dBuV)	Correct Factor (dB/m)	Result (dBuV/m)	Limit (dBuV/m)	Margin (dB)	Remark
1	11120.000	33.66	14.70	48.36	74.00	-25.64	peak
2	16680.000	35.21	17.95	53.16	68.20	-15.04	peak

Note:1.Result (dBuV/m) = Correct Factor (dB/m) + Reading(dBuV).

2.Correction factor (dB/m) = Antenna Factor (dB/m) + Cable loss (dB) – Pre-Amplifier gain (dB).

3.When the peak results are less than average limit, so not need to evaluate the average.

Standard:	FCC Part 15.407	Test Distance:	3 m
Test item:	Harmonic		
Frequency:	5700 MHz		
Mode:	802.11a		
Ant.Polar.:	Horizontal		



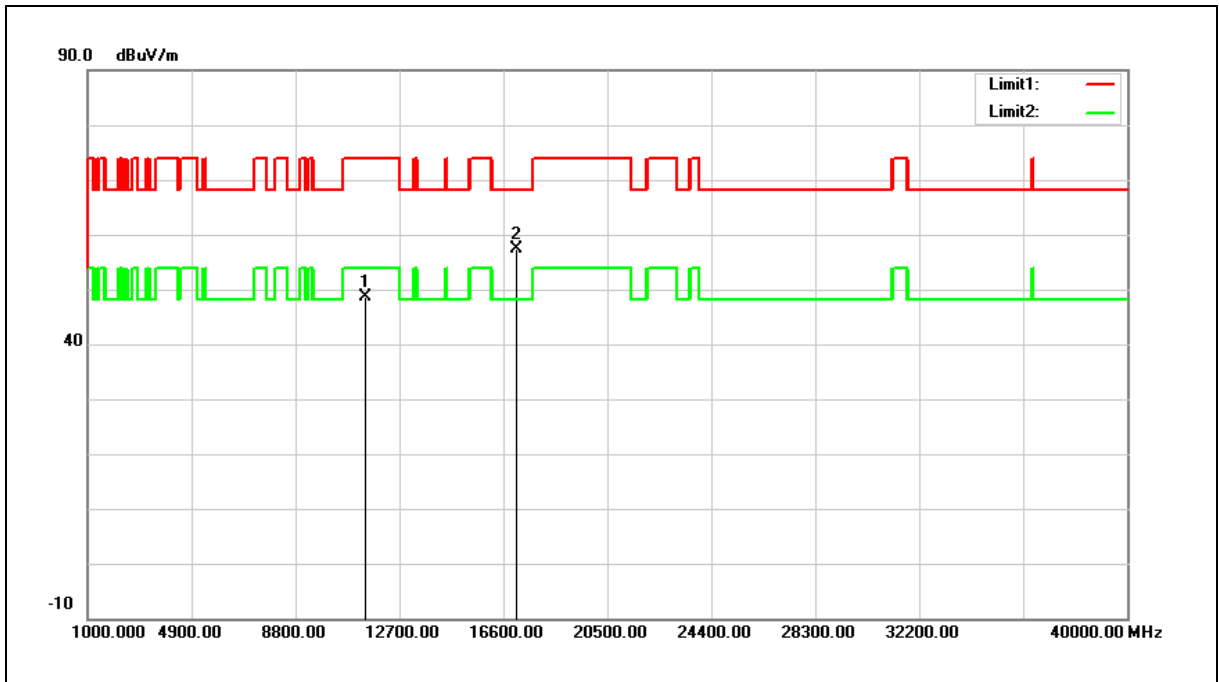
No.	Frequency (MHz)	Reading (dBuV)	Correct Factor (dB/m)	Result (dBuV/m)	Limit (dBuV/m)	Margin (dB)	Remark
1	11400.000	32.60	15.22	47.82	74.00	-26.18	peak
2	17100.000	37.55	20.89	58.44	68.20	-9.76	peak

Note:1.Result (dBuV/m) = Correct Factor (dB/m) + Reading(dBuV).

2.Correction factor (dB/m) = Antenna Factor (dB/m) + Cable loss (dB) – Pre-Amplifier gain (dB).

3.When the peak results are less than average limit, so not need to evaluate the average.

Standard:	FCC Part 15.407	Test Distance:	3 m
Test item:	Harmonic		
Frequency:	5700 MHz		
Mode:	802.11a		
Ant.Polar.:	Vertical		



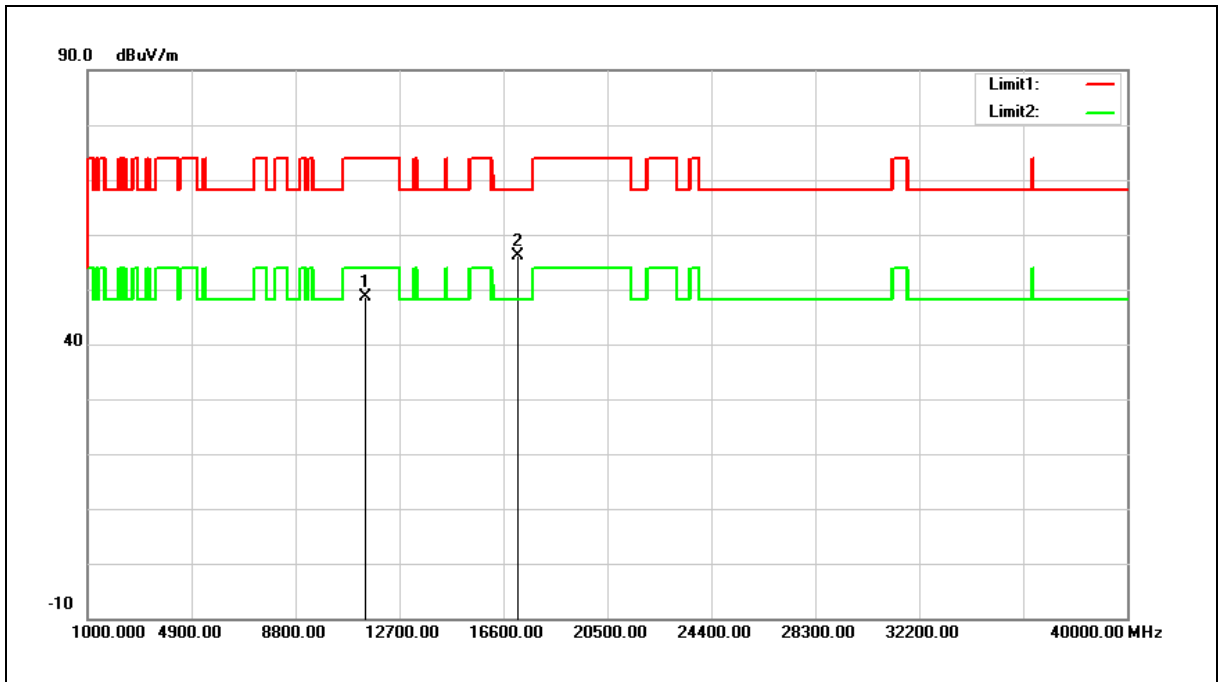
No.	Frequency (MHz)	Reading (dBuV)	Correct Factor (dB/m)	Result (dBuV/m)	Limit (dBuV/m)	Margin (dB)	Remark
1	11400.000	33.44	15.22	48.66	74.00	-25.34	peak
2	17100.000	36.37	20.89	57.26	68.20	-10.94	peak

Note:1.Result (dBuV/m) = Correct Factor (dB/m) + Reading(dBuV).

2.Correction factor (dB/m) = Antenna Factor (dB/m) + Cable loss (dB) – Pre-Amplifier gain (dB).

3.When the peak results are less than average limit, so not need to evaluate the average.

Standard:	FCC Part 15.407	Test Distance:	3 m
Test item:	Harmonic		
Frequency:	5720 MHz		
Mode:	802.11a		
Ant.Polar.:	Horizontal		



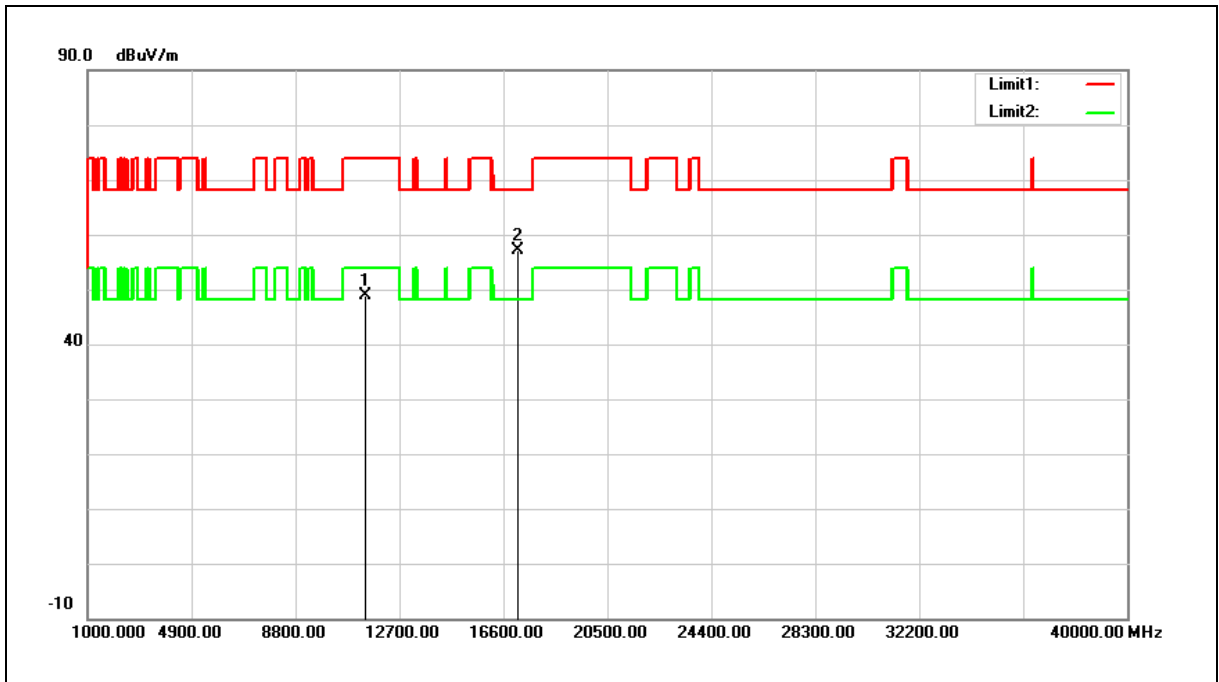
No.	Frequency (MHz)	Reading (dBuV)	Correct Factor (dB/m)	Result (dBuV/m)	Limit (dBuV/m)	Margin (dB)	Remark
1	11440.000	33.35	15.30	48.65	74.00	-25.35	peak
2	17160.000	34.79	21.25	56.04	68.20	-12.16	peak

Note:1.Result (dBuV/m) = Correct Factor (dB/m) + Reading(dBuV).

2.Correction factor (dB/m) = Antenna Factor (dB/m) + Cable loss (dB) – Pre-Amplifier gain (dB).

3.When the peak results are less than average limit, so not need to evaluate the average.

Standard:	FCC Part 15.407	Test Distance:	3 m
Test item:	Harmonic		
Frequency:	5720 MHz		
Mode:	802.11a		
Ant.Polar.:	Vertical		



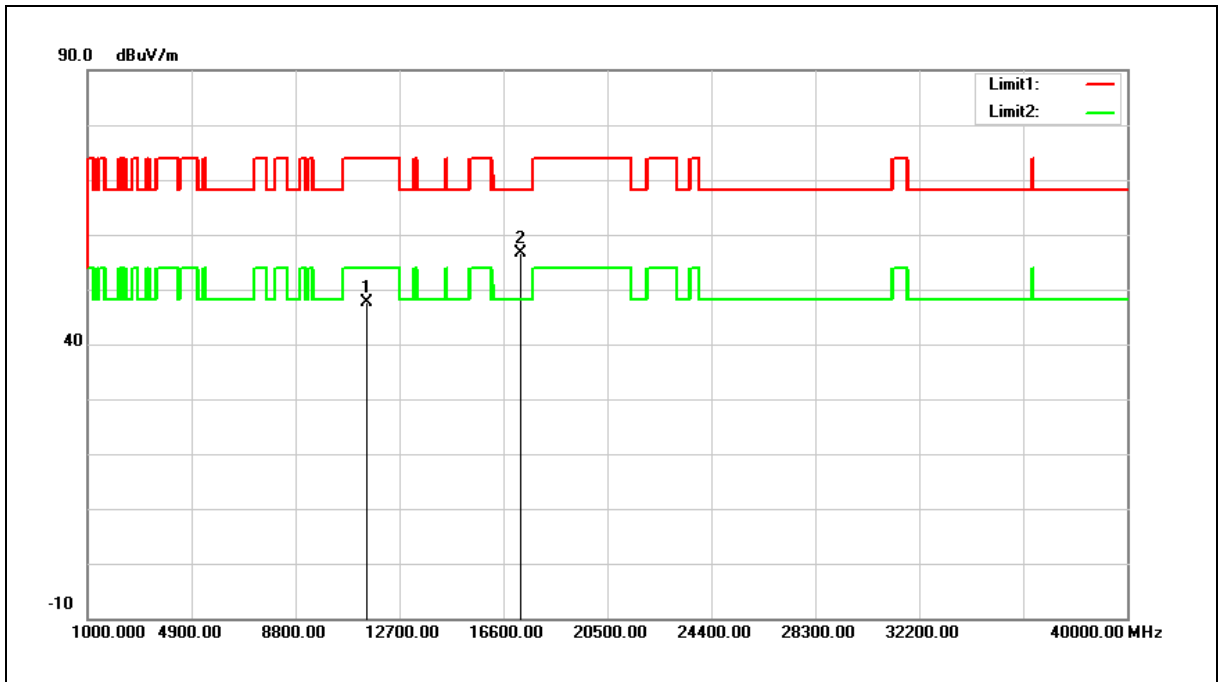
No.	Frequency (MHz)	Reading (dBuV)	Correct Factor (dB/m)	Result (dBuV/m)	Limit (dBuV/m)	Margin (dB)	Remark
1	11440.000	33.51	15.30	48.81	74.00	-25.19	peak
2	17160.000	35.81	21.25	57.06	68.20	-11.14	peak

Note:1.Result (dBuV/m) = Correct Factor (dB/m) + Reading(dBuV).

2.Correction factor (dB/m) = Antenna Factor (dB/m) + Cable loss (dB) – Pre-Amplifier gain (dB).

3.When the peak results are less than average limit, so not need to evaluate the average.

Standard:	FCC Part 15.407	Test Distance:	3 m
Test item:	Harmonic		
Frequency:	5745 MHz		
Mode:	802.11a		
Ant.Polar.:	Horizontal		



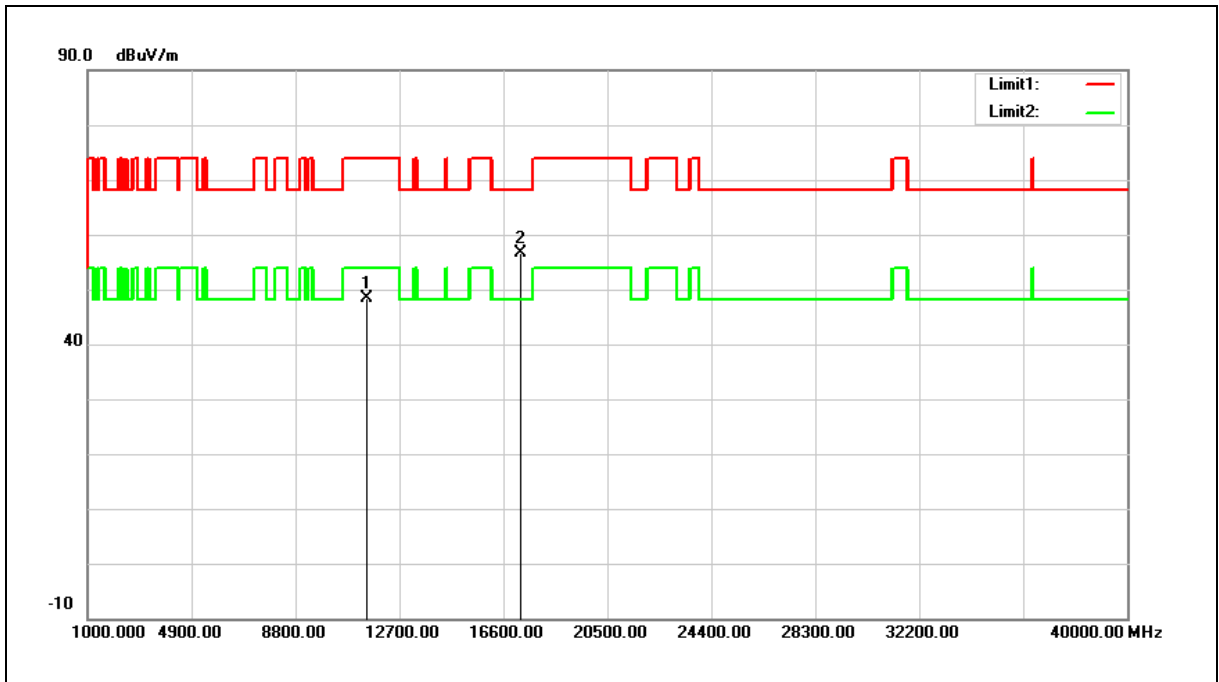
No.	Frequency (MHz)	Reading (dBuV)	Correct Factor (dB/m)	Result (dBuV/m)	Limit (dBuV/m)	Margin (dB)	Remark
1	11490.000	32.26	15.39	47.65	74.00	-26.35	peak
2	17235.000	34.82	21.71	56.53	68.20	-11.67	peak

Note:1.Result (dBuV/m) = Correct Factor (dB/m) + Reading(dBuV).

2.Correction factor (dB/m) = Antenna Factor (dB/m) + Cable loss (dB) – Pre-Amplifier gain (dB).

3.When the peak results are less than average limit, so not need to evaluate the average.

Standard:	FCC Part 15.407	Test Distance:	3 m
Test item:	Harmonic		
Frequency:	5745 MHz		
Mode:	802.11a		
Ant.Polar.:	Vertical		



No.	Frequency (MHz)	Reading (dBuV)	Correct Factor (dB/m)	Result (dBuV/m)	Limit (dBuV/m)	Margin (dB)	Remark
1	11490.000	32.93	15.39	48.32	74.00	-25.68	peak
2	17235.000	34.91	21.71	56.62	68.20	-11.58	peak

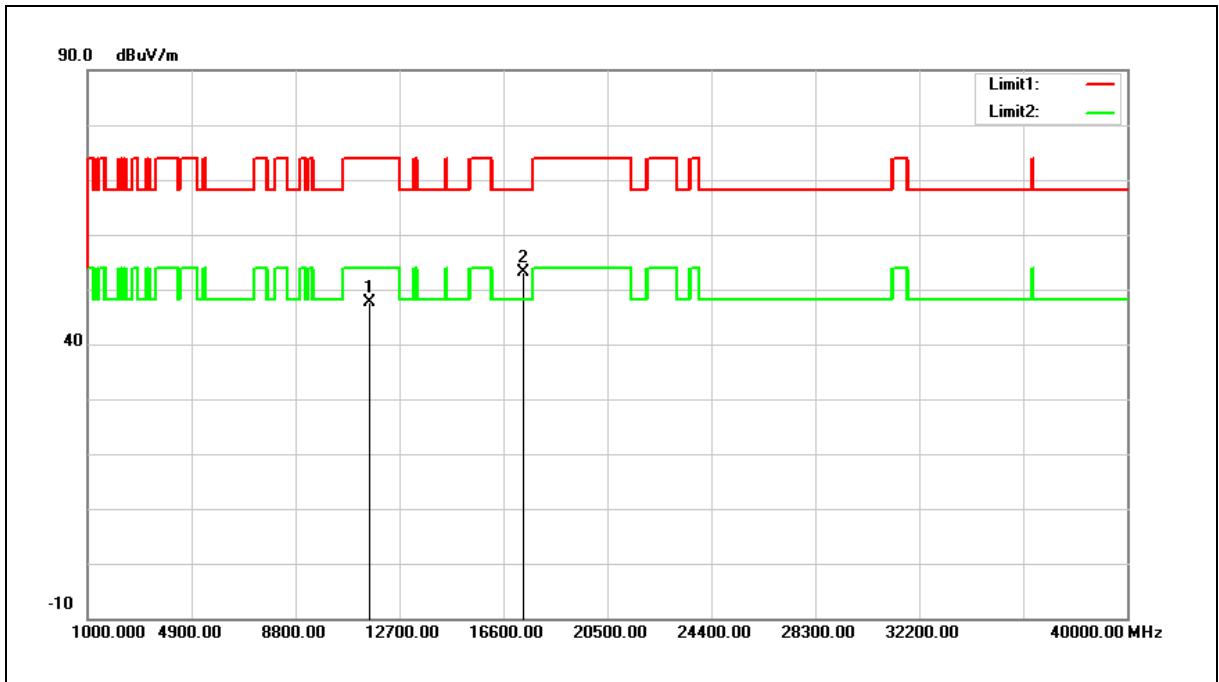
Note:1.Result (dBuV/m) = Correct Factor (dB/m) + Reading(dBuV).

2.Correction factor (dB/m) = Antenna Factor (dB/m) + Cable loss (dB) – Pre-Amplifier gain (dB).

3.When the peak results are less than average limit, so not need to evaluate the average.



Standard:	FCC Part 15.407	Test Distance:	3 m
Test item:	Harmonic		
Frequency:	5785 MHz		
Mode:	802.11a		
Ant.Polar.:	Horizontal		



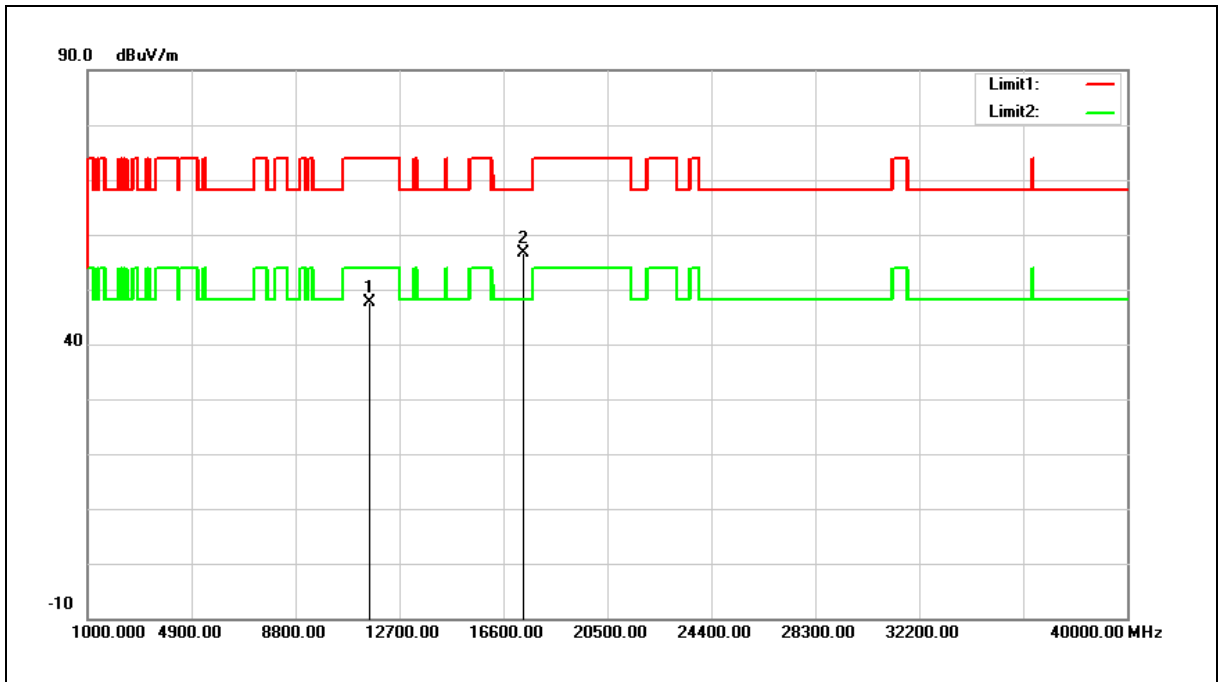
No.	Frequency (MHz)	Reading (dBuV)	Correct Factor (dB/m)	Result (dBuV/m)	Limit (dBuV/m)	Margin (dB)	Remark
1	11570.000	32.38	15.25	47.63	74.00	-26.37	peak
2	17355.000	30.65	22.42	53.07	68.20	-15.13	peak

Note:1.Result (dBuV/m) = Correct Factor (dB/m) + Reading(dBuV).

2.Correction factor (dB/m) = Antenna Factor (dB/m) + Cable loss (dB) – Pre-Amplifier gain (dB).

3.When the peak results are less than average limit, so not need to evaluate the average.

Standard:	FCC Part 15.407	Test Distance:	3 m
Test item:	Harmonic		
Frequency:	5785 MHz		
Mode:	802.11a		
Ant.Polar.:	Vertical		



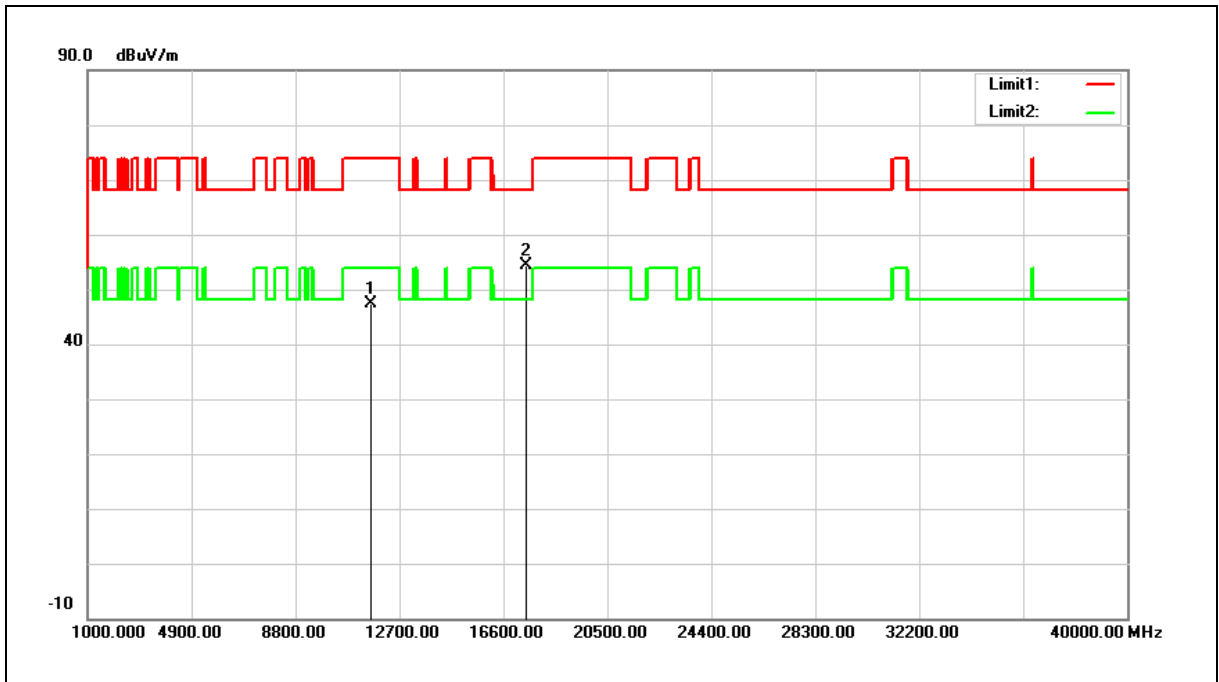
No.	Frequency (MHz)	Reading (dBuV)	Correct Factor (dB/m)	Result (dBuV/m)	Limit (dBuV/m)	Margin (dB)	Remark
1	11570.000	32.46	15.25	47.71	74.00	-26.29	peak
2	17355.000	34.33	22.42	56.75	68.20	-11.45	peak

Note:1.Result (dBuV/m) = Correct Factor (dB/m) + Reading(dBuV).

2.Correction factor (dB/m) = Antenna Factor (dB/m) + Cable loss (dB) – Pre-Amplifier gain (dB).

3.When the peak results are less than average limit, so not need to evaluate the average.

Standard:	FCC Part 15.407	Test Distance:	3 m
Test item:	Harmonic		
Frequency:	5825 MHz		
Mode:	802.11a		
Ant.Polar.:	Horizontal		



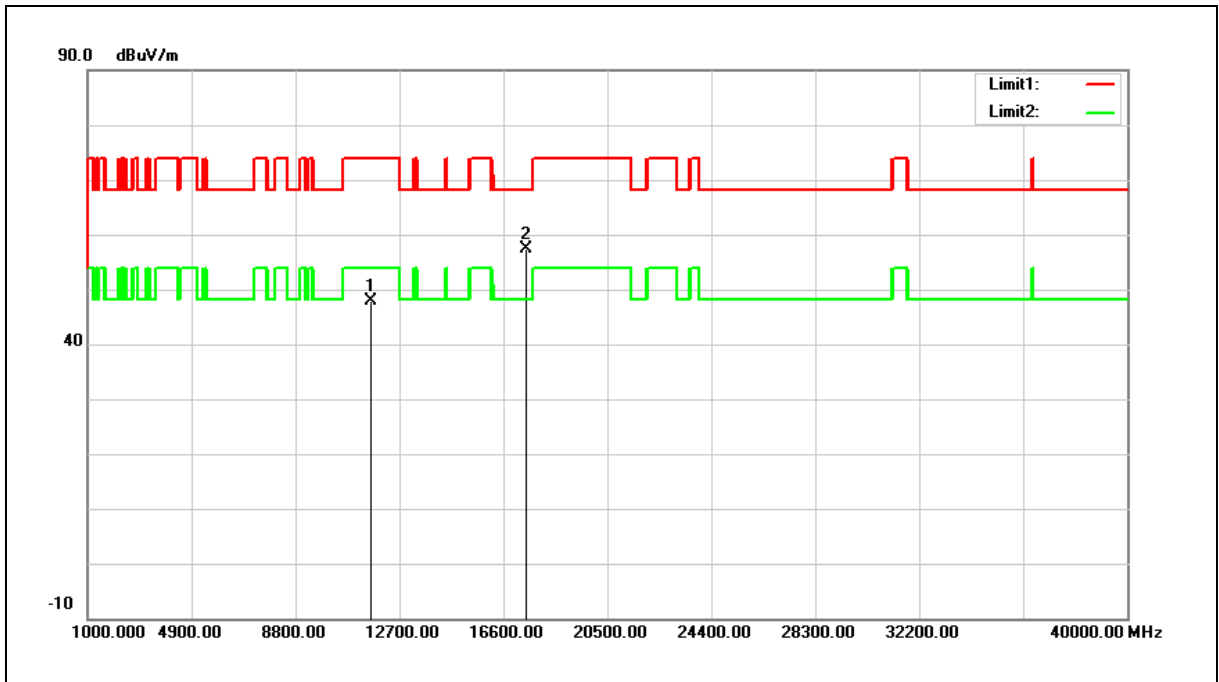
No.	Frequency (MHz)	Reading (dBuV)	Correct Factor (dB/m)	Result (dBuV/m)	Limit (dBuV/m)	Margin (dB)	Remark
1	11650.000	32.41	15.08	47.49	74.00	-26.51	peak
2	17475.000	31.16	23.13	54.29	68.20	-13.91	peak

Note:1.Result (dBuV/m) = Correct Factor (dB/m) + Reading(dBuV).

2.Correction factor (dB/m) = Antenna Factor (dB/m) + Cable loss (dB) – Pre-Amplifier gain (dB).

3.When the peak results are less than average limit, so not need to evaluate the average.

Standard:	FCC Part 15.407	Test Distance:	3 m
Test item:	Harmonic		
Frequency:	5825 MHz		
Mode:	802.11a		
Ant.Polar.:	Vertical		



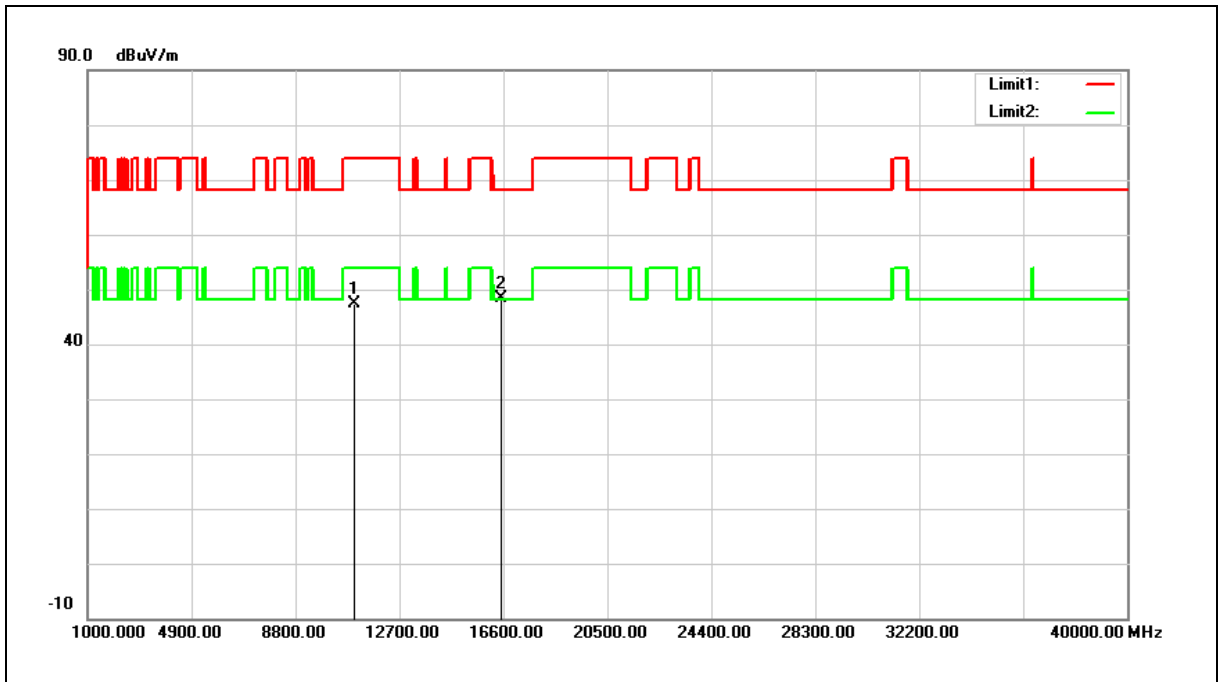
No.	Frequency (MHz)	Reading (dBuV)	Correct Factor (dB/m)	Result (dBuV/m)	Limit (dBuV/m)	Margin (dB)	Remark
1	11650.000	32.82	15.08	47.90	74.00	-26.10	peak
2	17475.000	34.21	23.13	57.34	68.20	-10.86	peak

Note:1.Result (dBuV/m) = Correct Factor (dB/m) + Reading(dBuV).

2.Correction factor (dB/m) = Antenna Factor (dB/m) + Cable loss (dB) – Pre-Amplifier gain (dB).

3.When the peak results are less than average limit, so not need to evaluate the average.

Standard:	FCC Part 15.407	Test Distance:	3 m
Test item:	Harmonic		
Frequency:	5500 MHz		
Mode:	802.11ax HE20		
Ant.Polar.:	Horizontal		



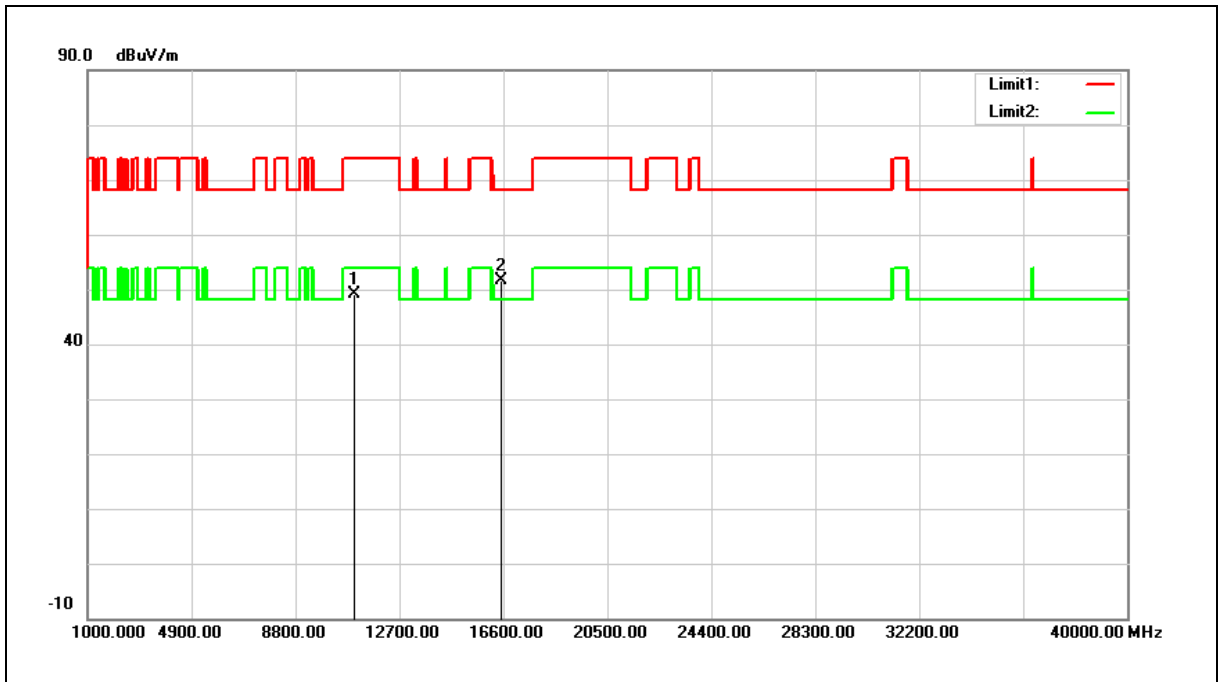
No.	Frequency (MHz)	Reading (dBuV)	Correct Factor (dB/m)	Result (dBuV/m)	Limit (dBuV/m)	Margin (dB)	Remark
1	11000.000	32.94	14.47	47.41	74.00	-26.59	peak
2	16500.000	31.71	16.63	48.34	68.20	-19.86	peak

Note:1.Result (dBuV/m) = Correct Factor (dB/m) + Reading(dBuV).

2.Correction factor (dB/m) = Antenna Factor (dB/m) + Cable loss (dB) – Pre-Amplifier gain (dB).

3.When the peak results are less than average limit, so not need to evaluate the average.

Standard:	FCC Part 15.407	Test Distance:	3 m
Test item:	Harmonic		
Frequency:	5500 MHz		
Mode:	802.11ax HE20		
Ant.Polar.:	Vertical		



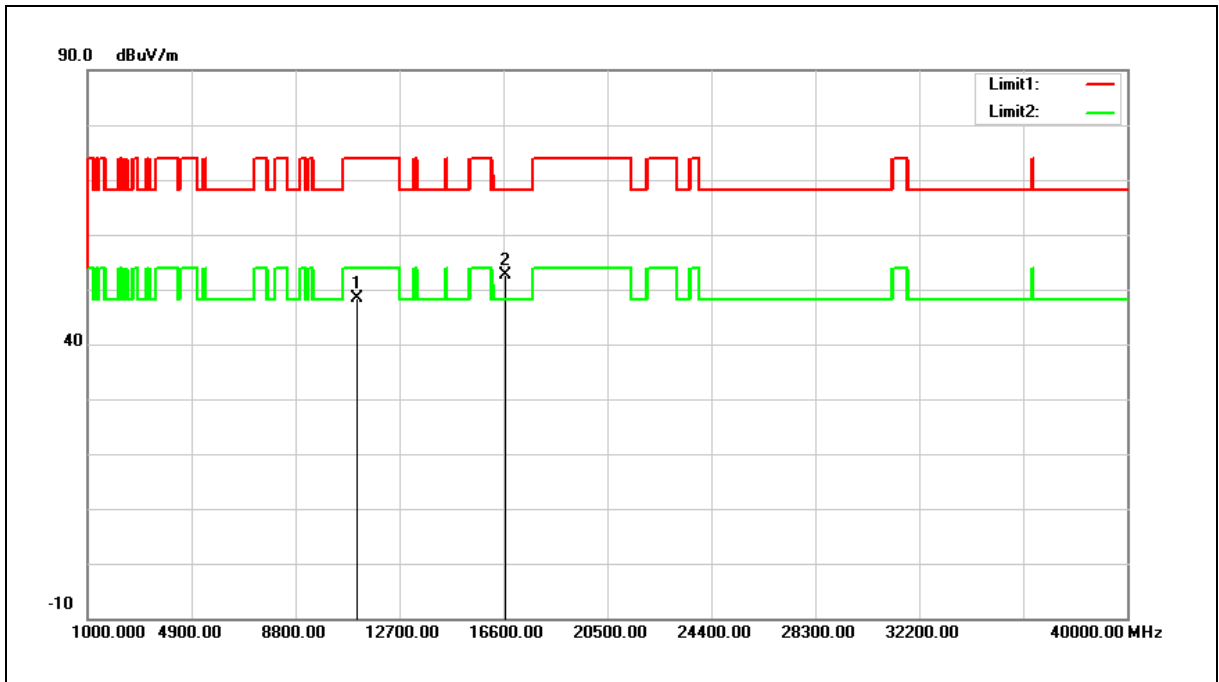
No.	Frequency (MHz)	Reading (dBuV)	Correct Factor (dB/m)	Result (dBuV/m)	Limit (dBuV/m)	Margin (dB)	Remark
1	11000.000	34.62	14.47	49.09	74.00	-24.91	peak
2	16500.000	34.89	16.63	51.52	68.20	-16.68	peak

Note:1.Result (dBuV/m) = Correct Factor (dB/m) + Reading(dBuV).

2.Correction factor (dB/m) = Antenna Factor (dB/m) + Cable loss (dB) – Pre-Amplifier gain (dB).

3.When the peak results are less than average limit, so not need to evaluate the average.

Standard:	FCC Part 15.407	Test Distance:	3 m
Test item:	Harmonic		
Frequency:	5560 MHz		
Mode:	802.11ax HE20		
Ant.Polar.:	Horizontal		



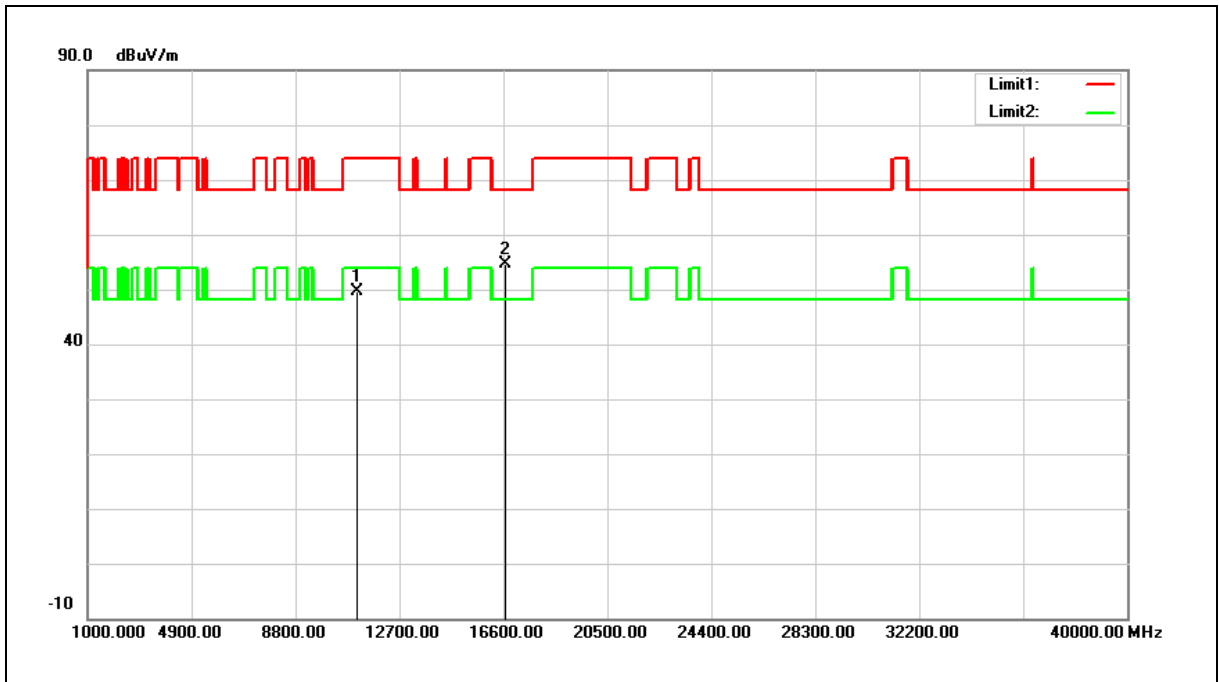
No.	Frequency (MHz)	Reading (dBuV)	Correct Factor (dB/m)	Result (dBuV/m)	Limit (dBuV/m)	Margin (dB)	Remark
1	11120.000	33.58	14.70	48.28	74.00	-25.72	peak
2	16680.000	34.64	17.95	52.59	68.20	-15.61	peak

Note:1.Result (dBuV/m) = Correct Factor (dB/m) + Reading(dBuV).

2.Correction factor (dB/m) = Antenna Factor (dB/m) + Cable loss (dB) – Pre-Amplifier gain (dB).

3.When the peak results are less than average limit, so not need to evaluate the average.

Standard:	FCC Part 15.407	Test Distance:	3 m
Test item:	Harmonic		
Frequency:	5560 MHz		
Mode:	802.11ax HE20		
Ant.Polar.:	Vertical		



No.	Frequency (MHz)	Reading (dBuV)	Correct Factor (dB/m)	Result (dBuV/m)	Limit (dBuV/m)	Margin (dB)	Remark
1	11120.000	34.87	14.70	49.57	74.00	-24.43	peak
2	16680.000	36.61	17.95	54.56	68.20	-13.64	peak

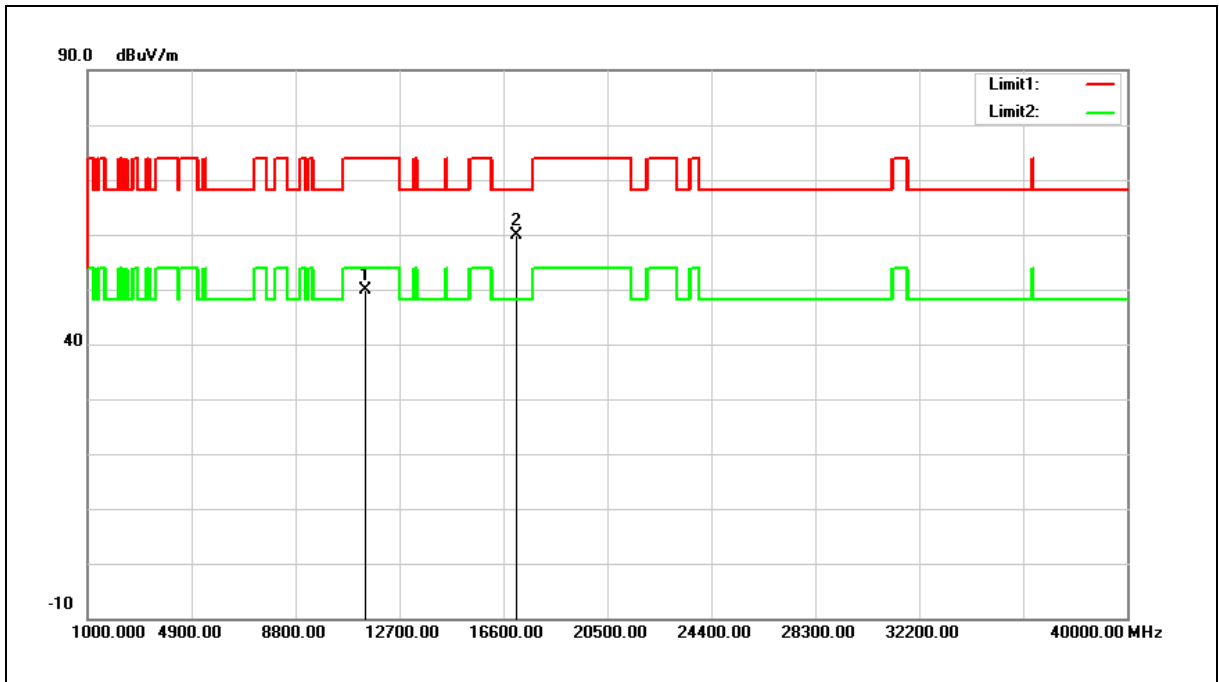
Note:1.Result (dBuV/m) = Correct Factor (dB/m) + Reading(dBuV).

2.Correction factor (dB/m) = Antenna Factor (dB/m) + Cable loss (dB) – Pre-Amplifier gain (dB).

3.When the peak results are less than average limit, so not need to evaluate the average.



Standard:	FCC Part 15.407	Test Distance:	3 m
Test item:	Harmonic		
Frequency:	5700 MHz		
Mode:	802.11ax HE20		
Ant.Polar.:	Horizontal		



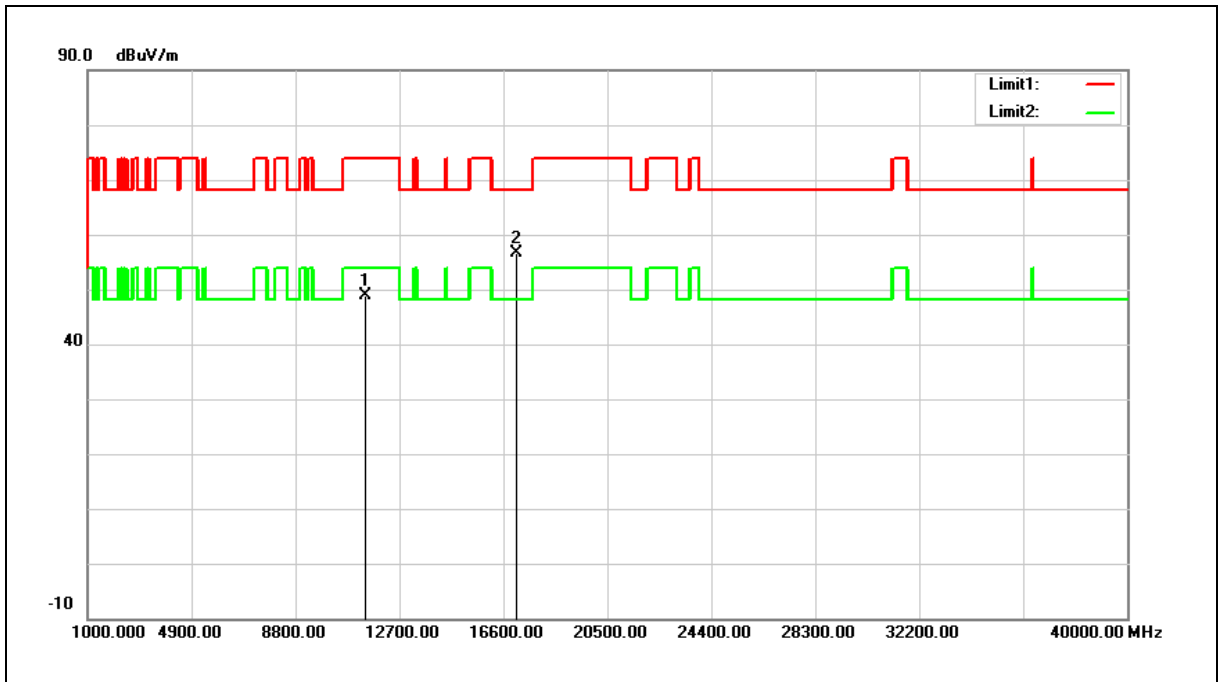
No.	Frequency (MHz)	Reading (dBuV)	Correct Factor (dB/m)	Result (dBuV/m)	Limit (dBuV/m)	Margin (dB)	Remark
1	11400.000	34.65	15.22	49.87	74.00	-24.13	peak
2	17100.000	39.08	20.89	59.97	68.20	-8.23	peak

Note:1.Result (dBuV/m) = Correct Factor (dB/m) + Reading(dBuV).

2.Correction factor (dB/m) = Antenna Factor (dB/m) + Cable loss (dB) – Pre-Amplifier gain (dB).

3.When the peak results are less than average limit, so not need to evaluate the average.

Standard:	FCC Part 15.407	Test Distance:	3 m
Test item:	Harmonic		
Frequency:	5700 MHz		
Mode:	802.11ax HE20		
Ant.Polar.:	Vertical		



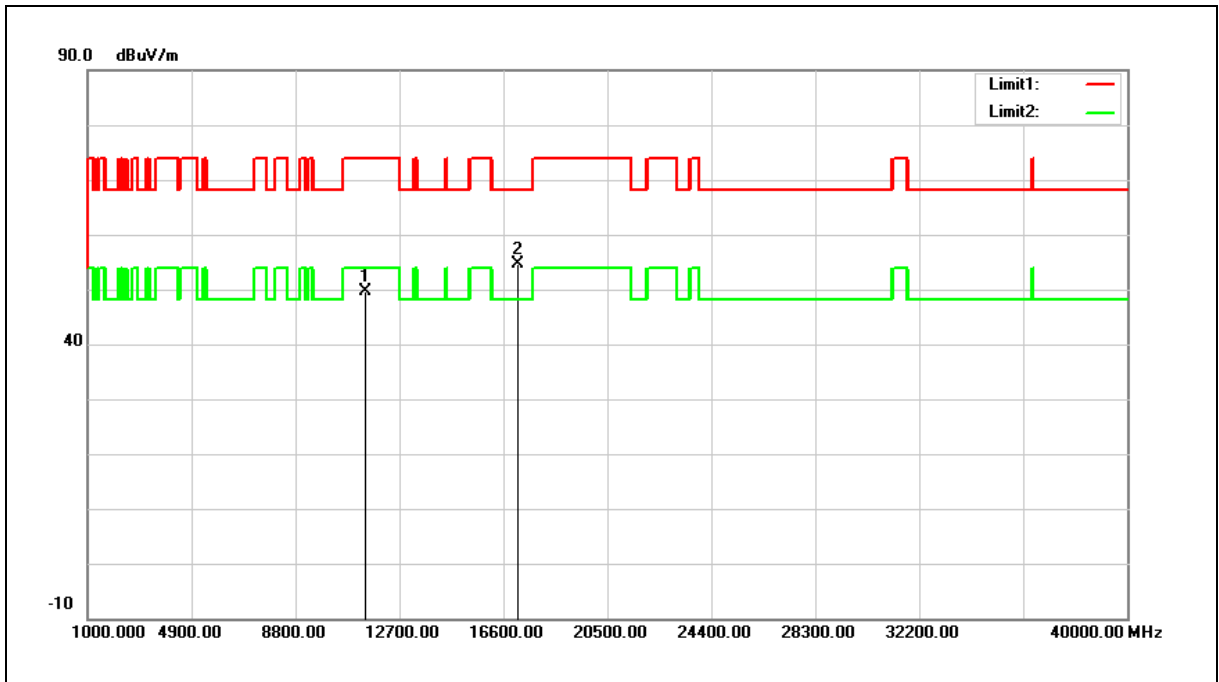
No.	Frequency (MHz)	Reading (dBuV)	Correct Factor (dB/m)	Result (dBuV/m)	Limit (dBuV/m)	Margin (dB)	Remark
1	11400.000	33.65	15.22	48.87	74.00	-25.13	peak
2	17100.000	35.72	20.89	56.61	68.20	-11.59	peak

Note:1.Result (dBuV/m) = Correct Factor (dB/m) + Reading(dBuV).

2.Correction factor (dB/m) = Antenna Factor (dB/m) + Cable loss (dB) – Pre-Amplifier gain (dB).

3.When the peak results are less than average limit, so not need to evaluate the average.

Standard:	FCC Part 15.407	Test Distance:	3 m
Test item:	Harmonic		
Frequency:	5720 MHz		
Mode:	802.11ax HE20		
Ant.Polar.:	Horizontal		



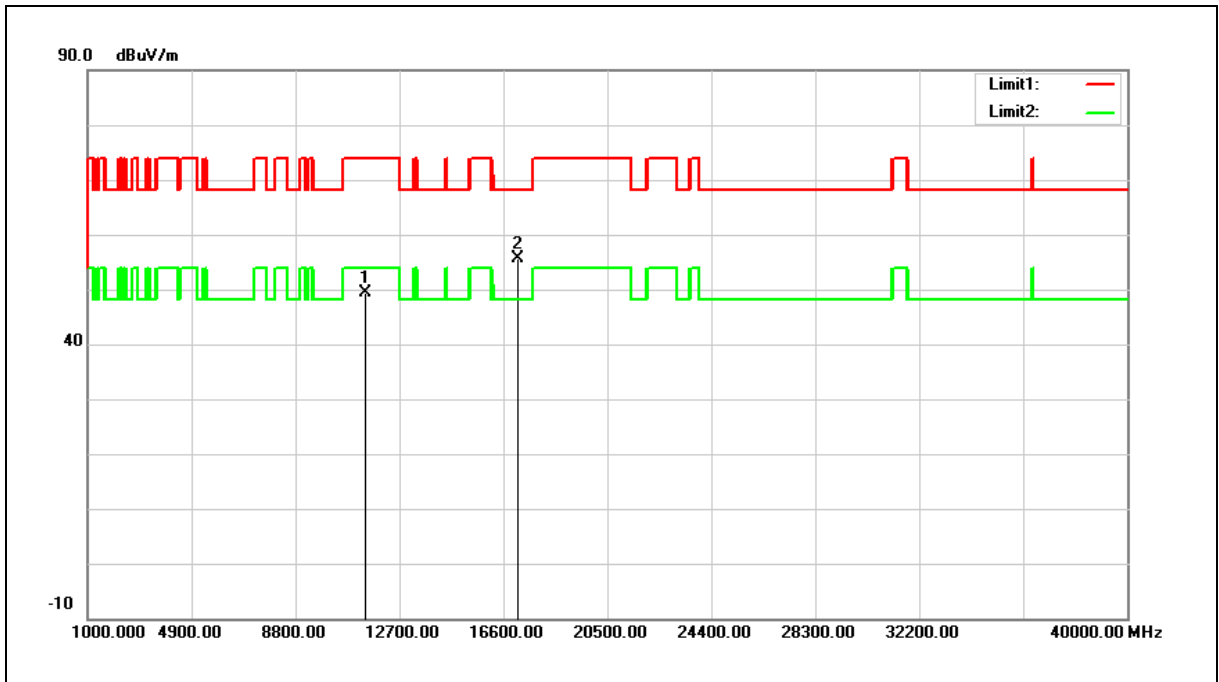
No.	Frequency (MHz)	Reading (dBuV)	Correct Factor (dB/m)	Result (dBuV/m)	Limit (dBuV/m)	Margin (dB)	Remark
1	11440.000	34.44	15.30	49.74	74.00	-24.26	peak
2	17160.000	33.49	21.25	54.74	68.20	-13.46	peak

Note:1.Result (dBuV/m) = Correct Factor (dB/m) + Reading(dBuV).

2.Correction factor (dB/m) = Antenna Factor (dB/m) + Cable loss (dB) – Pre-Amplifier gain (dB).

3.When the peak results are less than average limit, so not need to evaluate the average.

Standard:	FCC Part 15.407	Test Distance:	3 m
Test item:	Harmonic		
Frequency:	5720 MHz		
Mode:	802.11ax HE20		
Ant.Polar.:	Vertical		



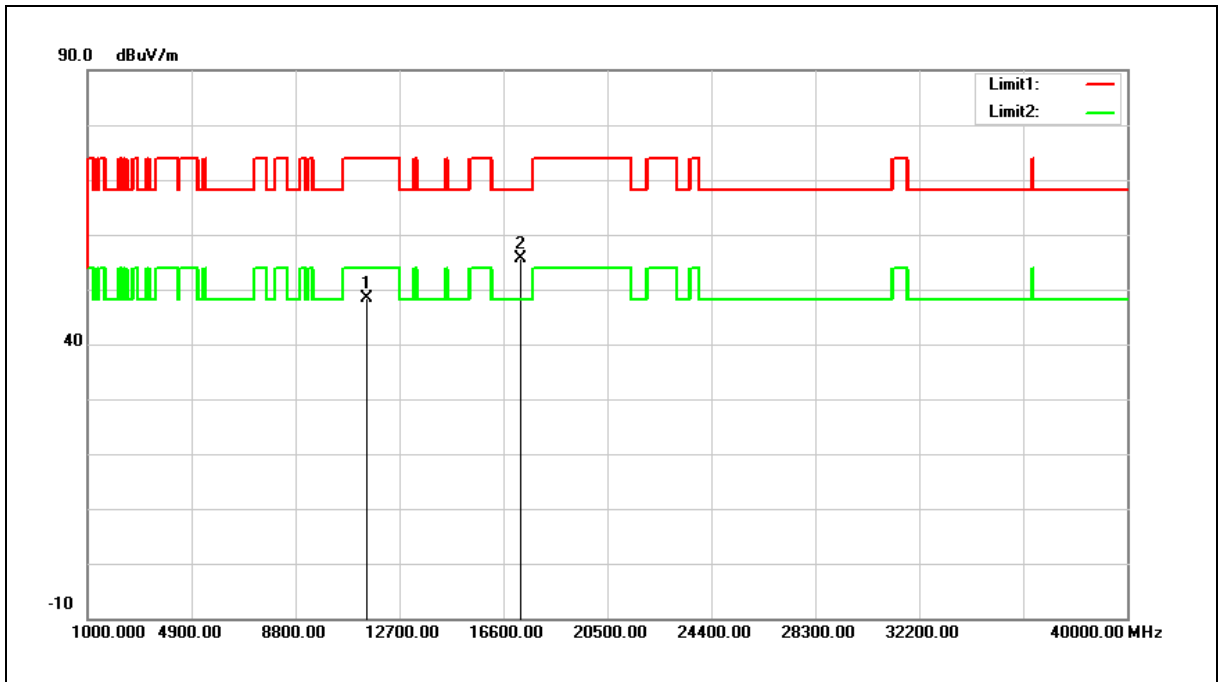
No.	Frequency (MHz)	Reading (dBuV)	Correct Factor (dB/m)	Result (dBuV/m)	Limit (dBuV/m)	Margin (dB)	Remark
1	11440.000	34.13	15.30	49.43	74.00	-24.57	peak
2	17160.000	34.33	21.25	55.58	68.20	-12.62	peak

Note:1.Result (dBuV/m) = Correct Factor (dB/m) + Reading(dBuV).

2.Correction factor (dB/m) = Antenna Factor (dB/m) + Cable loss (dB) – Pre-Amplifier gain (dB).

3.When the peak results are less than average limit, so not need to evaluate the average.

Standard:	FCC Part 15.407	Test Distance:	3 m
Test item:	Harmonic		
Frequency:	5745 MHz		
Mode:	802.11ax HE20		
Ant.Polar.:	Horizontal		



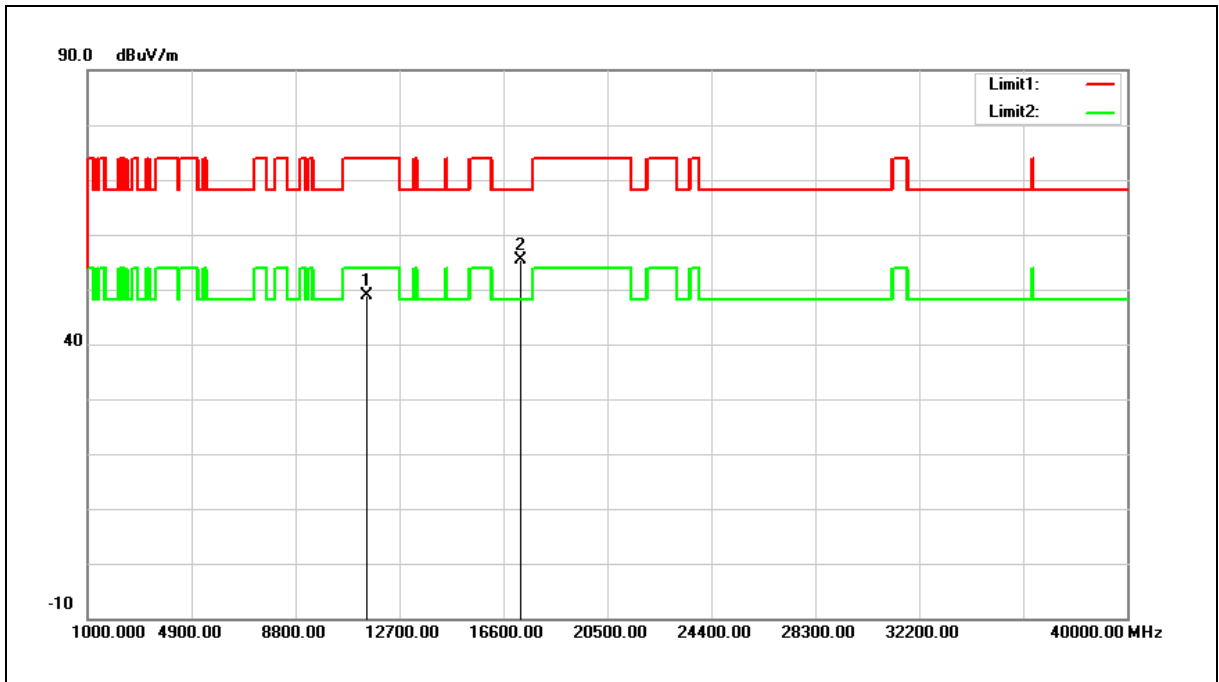
No.	Frequency (MHz)	Reading (dBuV)	Correct Factor (dB/m)	Result (dBuV/m)	Limit (dBuV/m)	Margin (dB)	Remark
1	11490.000	32.91	15.39	48.30	74.00	-25.70	peak
2	17235.000	33.87	21.71	55.58	68.20	-12.62	peak

Note:1.Result (dBuV/m) = Correct Factor (dB/m) + Reading(dBuV).

2.Correction factor (dB/m) = Antenna Factor (dB/m) + Cable loss (dB) – Pre-Amplifier gain (dB).

3.When the peak results are less than average limit, so not need to evaluate the average.

Standard:	FCC Part 15.407	Test Distance:	3 m
Test item:	Harmonic		
Frequency:	5745 MHz		
Mode:	802.11ax HE20		
Ant.Polar.:	Vertical		



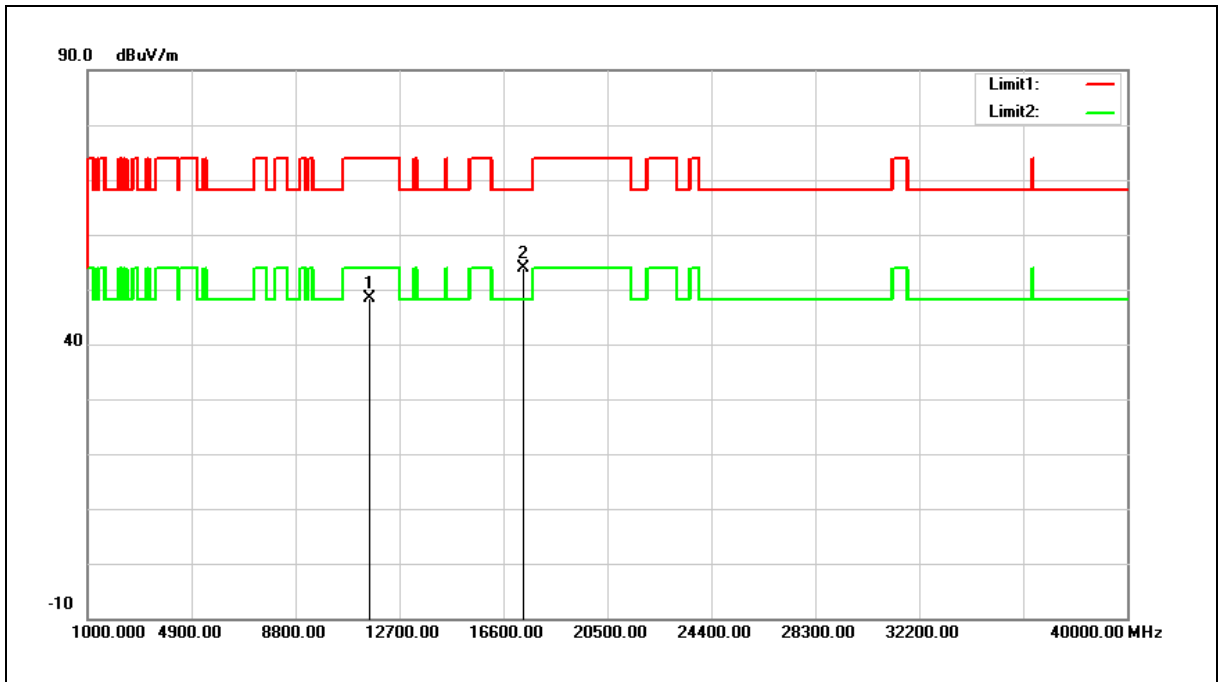
No.	Frequency (MHz)	Reading (dBuV)	Correct Factor (dB/m)	Result (dBuV/m)	Limit (dBuV/m)	Margin (dB)	Remark
1	11490.000	33.42	15.39	48.81	74.00	-25.19	peak
2	17235.000	33.75	21.71	55.46	68.20	-12.74	peak

Note:1.Result (dBuV/m) = Correct Factor (dB/m) + Reading(dBuV).

2.Correction factor (dB/m) = Antenna Factor (dB/m) + Cable loss (dB) – Pre-Amplifier gain (dB).

3.When the peak results are less than average limit, so not need to evaluate the average.

Standard:	FCC Part 15.407	Test Distance:	3 m
Test item:	Harmonic		
Frequency:	5785 MHz		
Mode:	802.11ax HE20		
Ant.Polar.:	Horizontal		



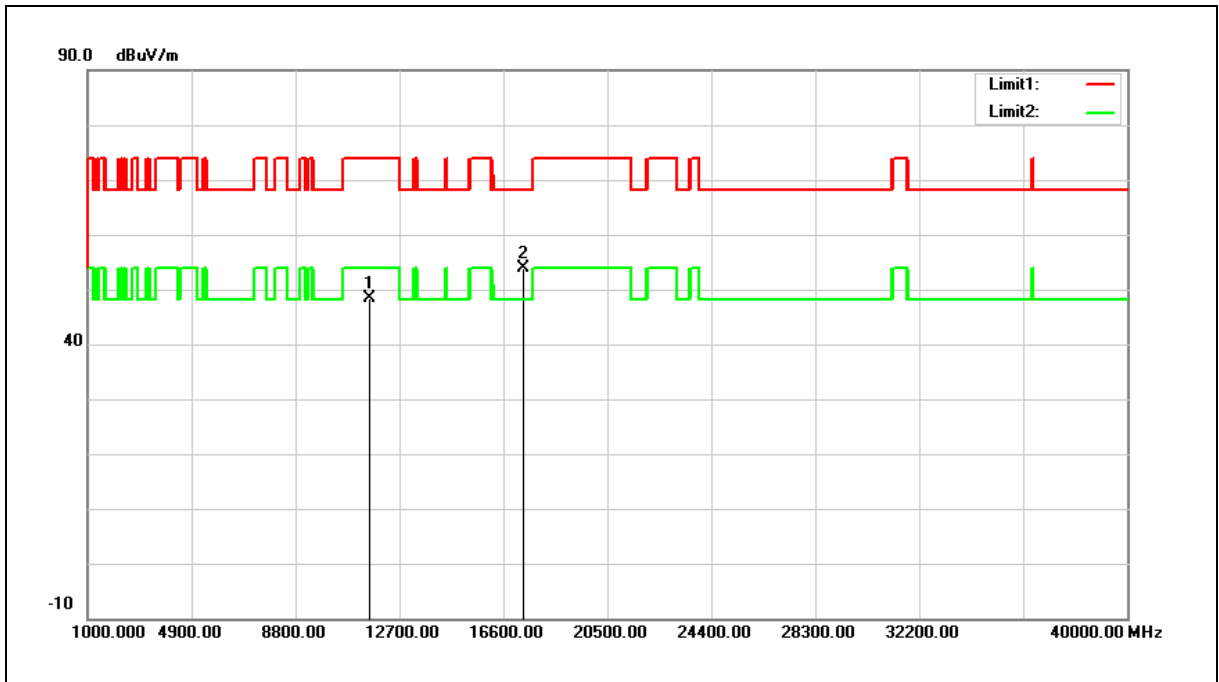
No.	Frequency (MHz)	Reading (dBuV)	Correct Factor (dB/m)	Result (dBuV/m)	Limit (dBuV/m)	Margin (dB)	Remark
1	11570.000	33.22	15.25	48.47	74.00	-25.53	peak
2	17355.000	31.36	22.42	53.78	68.20	-14.42	peak

Note:1.Result (dBuV/m) = Correct Factor (dB/m) + Reading(dBuV).

2.Correction factor (dB/m) = Antenna Factor (dB/m) + Cable loss (dB) – Pre-Amplifier gain (dB).

3.When the peak results are less than average limit, so not need to evaluate the average.

Standard:	FCC Part 15.407	Test Distance:	3 m
Test item:	Harmonic		
Frequency:	5785 MHz		
Mode:	802.11ax HE20		
Ant.Polar.:	Vertical		



No.	Frequency (MHz)	Reading (dBuV)	Correct Factor (dB/m)	Result (dBuV/m)	Limit (dBuV/m)	Margin (dB)	Remark
1	11570.000	33.15	15.25	48.40	74.00	-25.60	peak
2	17355.000	31.55	22.42	53.97	68.20	-14.23	peak

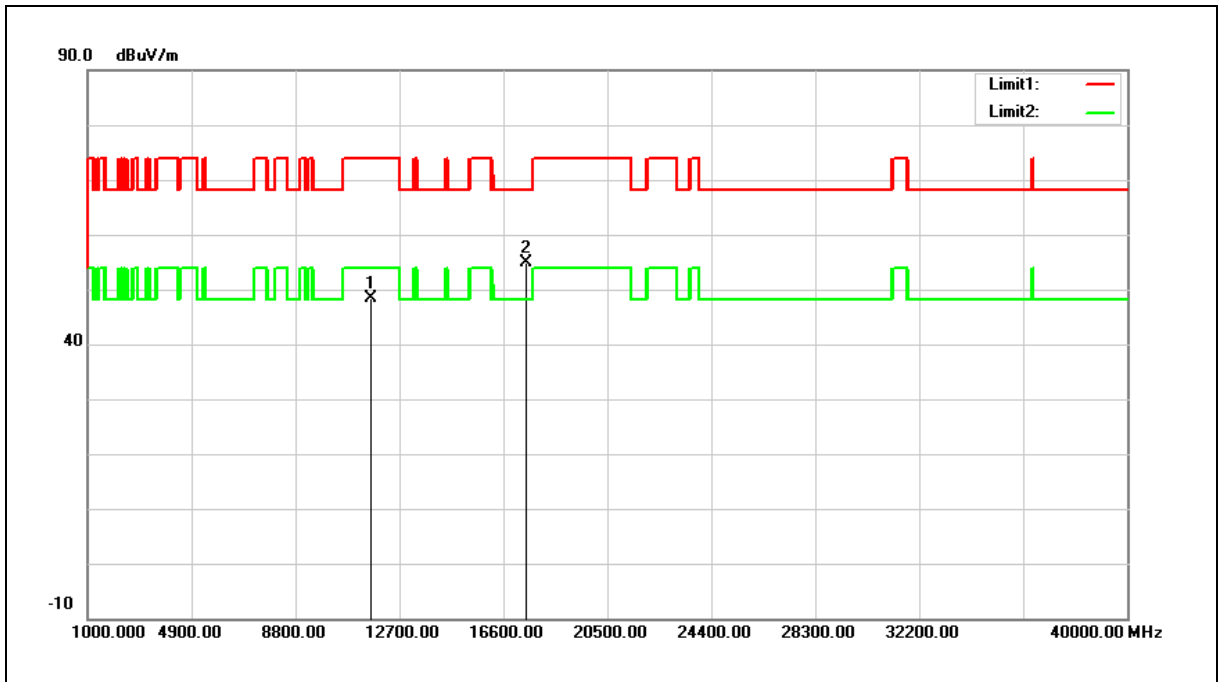
Note:1.Result (dBuV/m) = Correct Factor (dB/m) + Reading(dBuV).

2.Correction factor (dB/m) = Antenna Factor (dB/m) + Cable loss (dB) – Pre-Amplifier gain (dB).

3.When the peak results are less than average limit, so not need to evaluate the average.



Standard:	FCC Part 15.407	Test Distance:	3 m
Test item:	Harmonic		
Frequency:	5825 MHz		
Mode:	802.11ax HE20		
Ant.Polar.:	Horizontal		



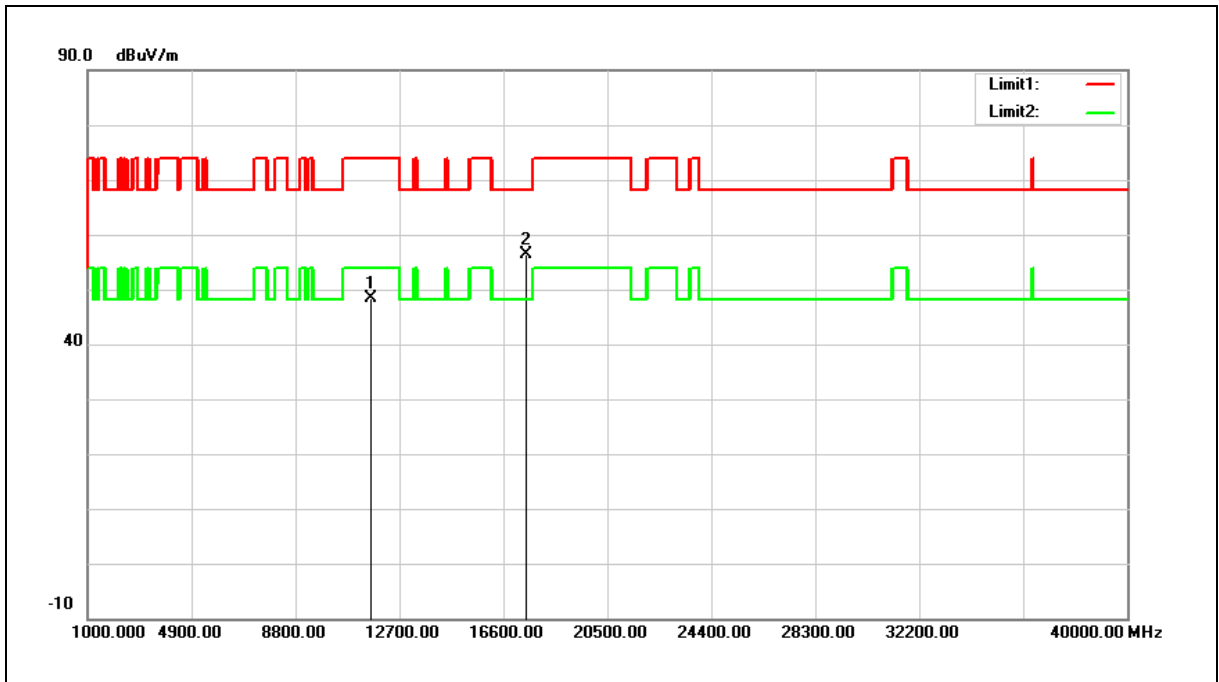
No.	Frequency (MHz)	Reading (dBuV)	Correct Factor (dB/m)	Result (dBuV/m)	Limit (dBuV/m)	Margin (dB)	Remark
1	11650.000	33.39	15.08	48.47	74.00	-25.53	peak
2	17475.000	31.84	23.13	54.97	68.20	-13.23	peak

Note:1.Result (dBuV/m) = Correct Factor (dB/m) + Reading(dBuV).

2.Correction factor (dB/m) = Antenna Factor (dB/m) + Cable loss (dB) – Pre-Amplifier gain (dB).

3.When the peak results are less than average limit, so not need to evaluate the average.

Standard:	FCC Part 15.407	Test Distance:	3 m
Test item:	Harmonic		
Frequency:	5825 MHz		
Mode:	802.11ax HE20		
Ant.Polar.:	Vertical		



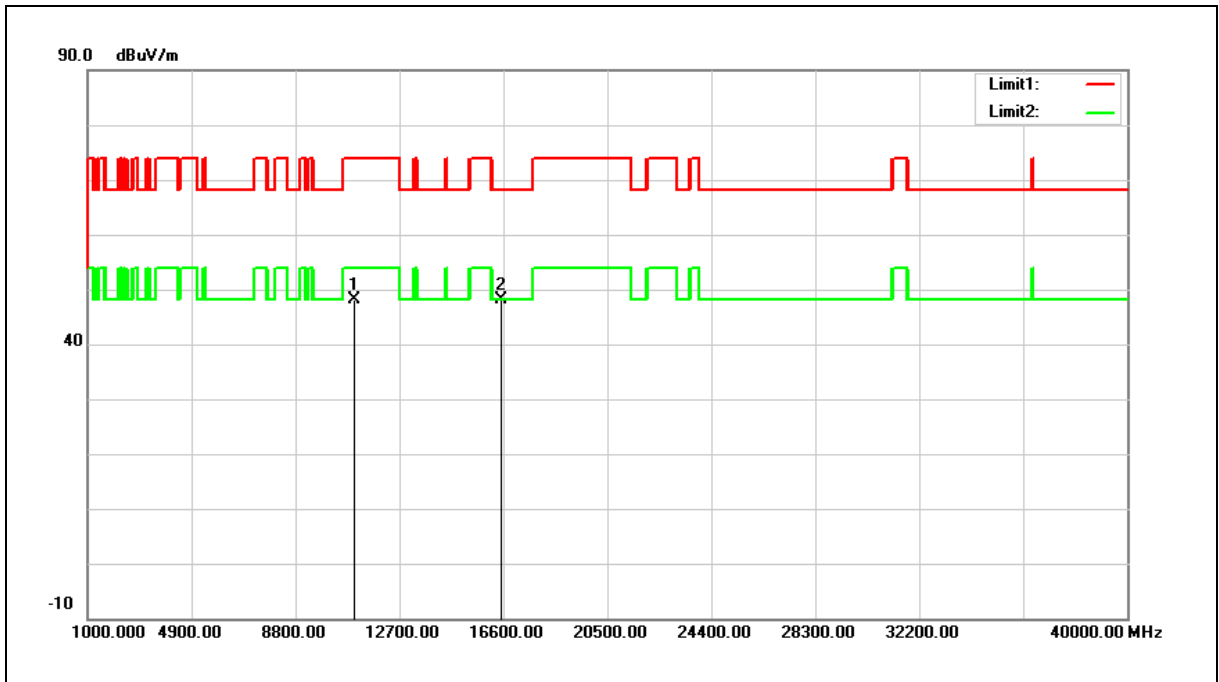
No.	Frequency (MHz)	Reading (dBuV)	Correct Factor (dB/m)	Result (dBuV/m)	Limit (dBuV/m)	Margin (dB)	Remark
1	11650.000	33.33	15.08	48.41	74.00	-25.59	peak
2	17475.000	33.31	23.13	56.44	68.20	-11.76	peak

Note:1.Result (dBuV/m) = Correct Factor (dB/m) + Reading(dBuV).

2.Correction factor (dB/m) = Antenna Factor (dB/m) + Cable loss (dB) – Pre-Amplifier gain (dB).

3.When the peak results are less than average limit, so not need to evaluate the average.

Standard:	FCC Part 15.407	Test Distance:	3 m
Test item:	Harmonic		
Frequency:	5510 MHz		
Mode:	802.11ax HE20		
Ant.Polar.:	Horizontal		



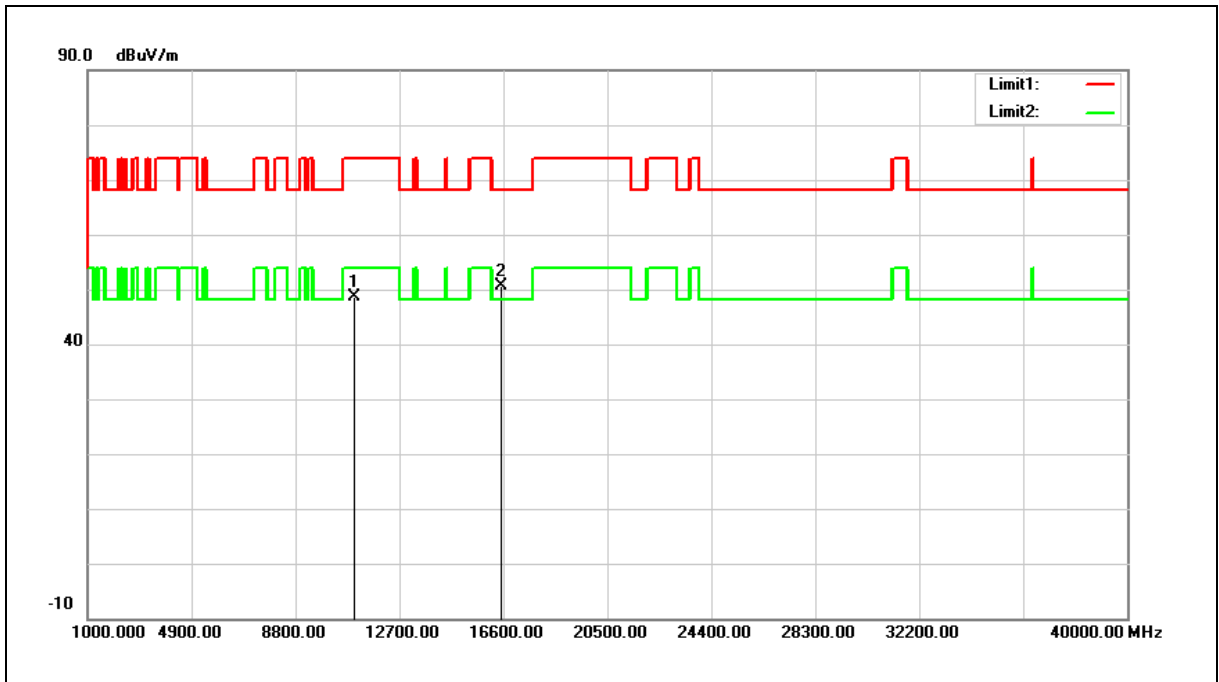
No.	Frequency (MHz)	Reading (dBuV)	Correct Factor (dB/m)	Result (dBuV/m)	Limit (dBuV/m)	Margin (dB)	Remark
1	11020.000	33.52	14.51	48.03	74.00	-25.97	peak
2	16530.000	31.37	16.85	48.22	68.20	-19.98	peak

Note:1.Result (dBuV/m) = Correct Factor (dB/m) + Reading(dBuV).

2.Correction factor (dB/m) = Antenna Factor (dB/m) + Cable loss (dB) – Pre-Amplifier gain (dB).

3.When the peak results are less than average limit, so not need to evaluate the average.

Standard:	FCC Part 15.407	Test Distance:	3 m
Test item:	Harmonic		
Frequency:	5510 MHz		
Mode:	802.11ax HE40		
Ant.Polar.:	Vertical		



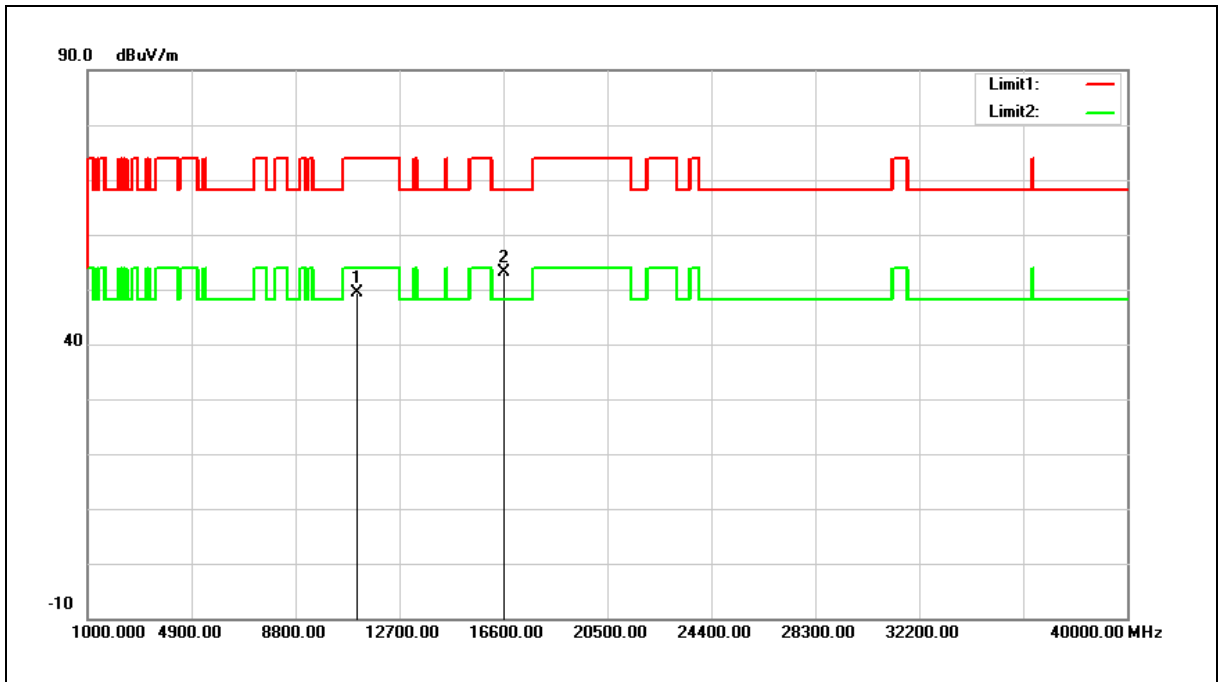
No.	Frequency (MHz)	Reading (dBuV)	Correct Factor (dB/m)	Result (dBuV/m)	Limit (dBuV/m)	Margin (dB)	Remark
1	11020.000	34.03	14.51	48.54	74.00	-25.46	peak
2	16530.000	33.81	16.85	50.66	68.20	-17.54	peak

Note:1.Result (dBuV/m) = Correct Factor (dB/m) + Reading(dBuV).

2.Correction factor (dB/m) = Antenna Factor (dB/m) + Cable loss (dB) – Pre-Amplifier gain (dB).

3.When the peak results are less than average limit, so not need to evaluate the average.

Standard:	FCC Part 15.407	Test Distance:	3 m
Test item:	Harmonic		
Frequency:	5550 MHz		
Mode:	802.11ax HE40		
Ant.Polar.:	Horizontal		



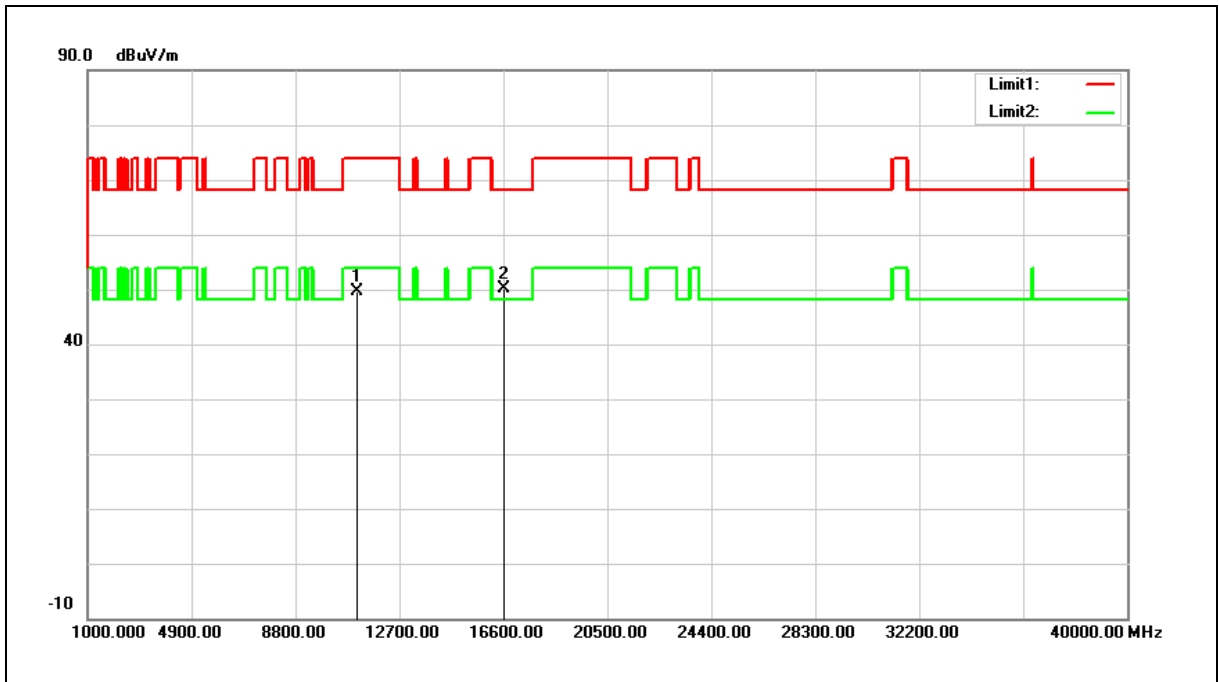
No.	Frequency (MHz)	Reading (dBuV)	Correct Factor (dB/m)	Result (dBuV/m)	Limit (dBuV/m)	Margin (dB)	Remark
1	11100.000	34.66	14.66	49.32	74.00	-24.68	peak
2	16650.000	35.45	17.73	53.18	68.20	-15.02	peak

Note:1.Result (dBuV/m) = Correct Factor (dB/m) + Reading(dBuV).

2.Correction factor (dB/m) = Antenna Factor (dB/m) + Cable loss (dB) – Pre-Amplifier gain (dB).

3.When the peak results are less than average limit, so not need to evaluate the average.

Standard:	FCC Part 15.407	Test Distance:	3 m
Test item:	Harmonic		
Frequency:	5550 MHz		
Mode:	802.11ax HE40		
Ant.Polar.:	Vertical		



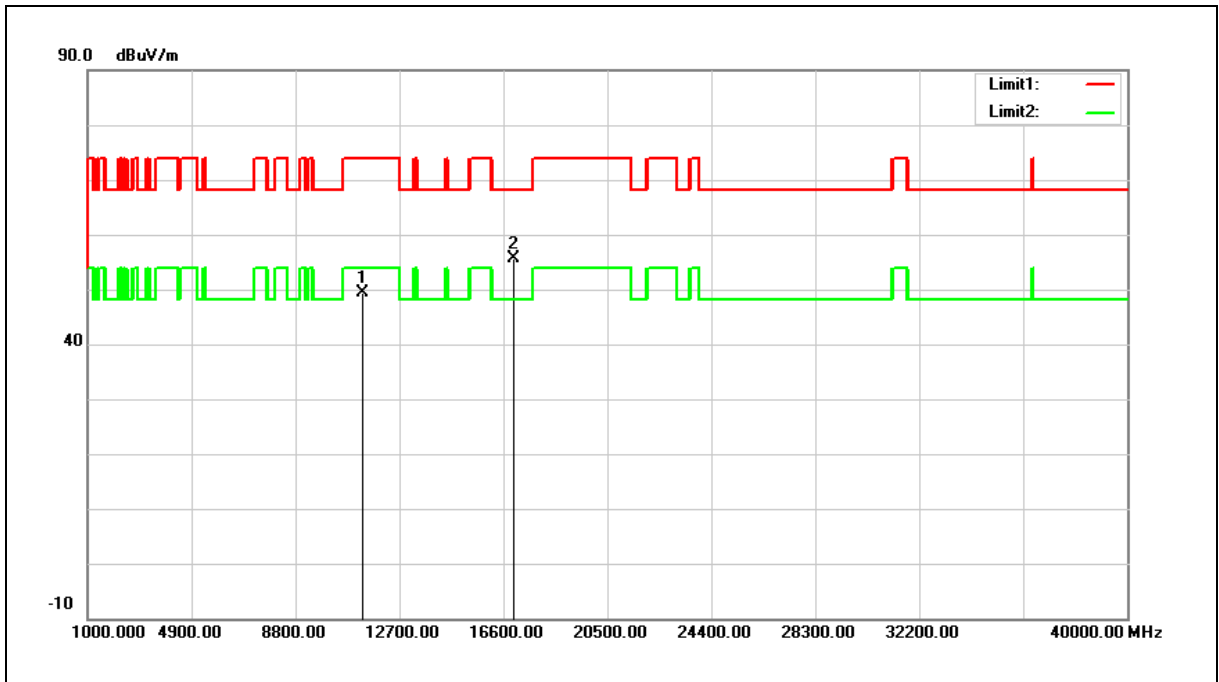
No.	Frequency (MHz)	Reading (dBuV)	Correct Factor (dB/m)	Result (dBuV/m)	Limit (dBuV/m)	Margin (dB)	Remark
1	11100.000	35.05	14.66	49.71	74.00	-24.29	peak
2	16650.000	32.51	17.73	50.24	68.20	-17.96	peak

Note: 1. Result (dBuV/m) = Correct Factor (dB/m) + Reading (dBuV).

2. Correction factor (dB/m) = Antenna Factor (dB/m) + Cable loss (dB) – Pre-Amplifier gain (dB).

3. When the peak results are less than average limit, so not need to evaluate the average.

Standard:	FCC Part 15.407	Test Distance:	3 m
Test item:	Harmonic		
Frequency:	5670 MHz		
Mode:	802.11ax HE40		
Ant.Polar.:	Horizontal		



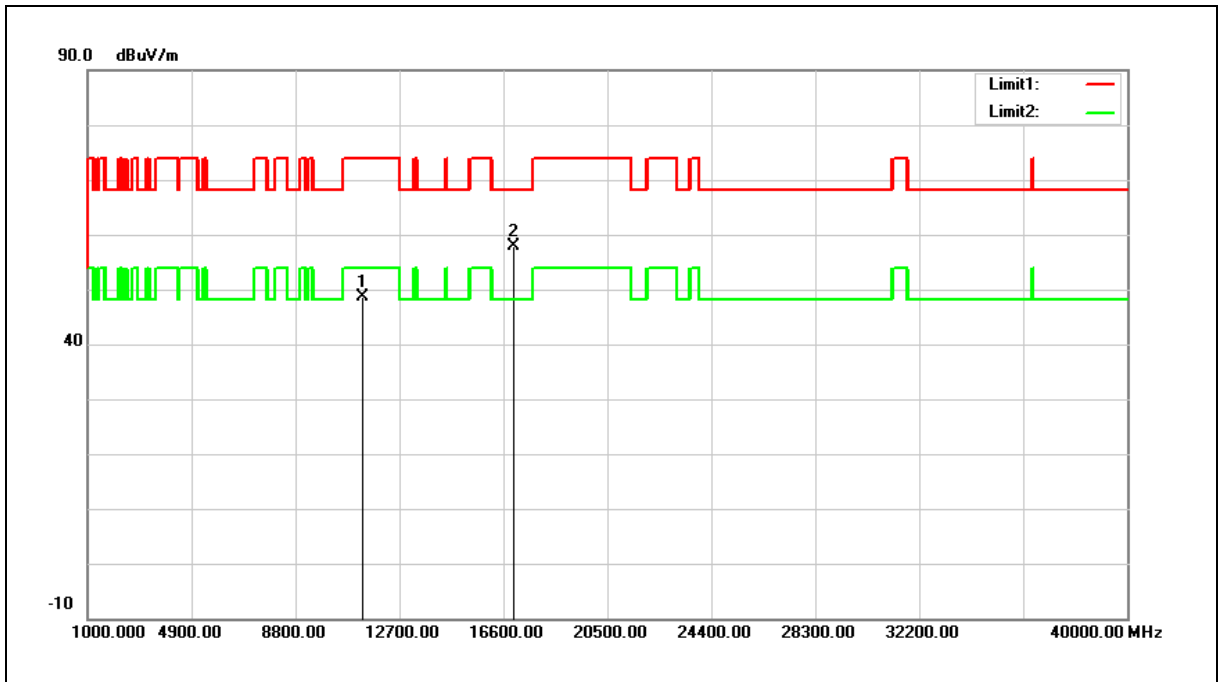
No.	Frequency (MHz)	Reading (dBuV)	Correct Factor (dB/m)	Result (dBuV/m)	Limit (dBuV/m)	Margin (dB)	Remark
1	11340.000	34.38	15.11	49.49	74.00	-24.51	peak
2	17010.000	35.30	20.36	55.66	68.20	-12.54	peak

Note:1.Result (dBuV/m) = Correct Factor (dB/m) + Reading(dBuV).

2.Correction factor (dB/m) = Antenna Factor (dB/m) + Cable loss (dB) – Pre-Amplifier gain (dB).

3.When the peak results are less than average limit, so not need to evaluate the average.

Standard:	FCC Part 15.407	Test Distance:	3 m
Test item:	Harmonic		
Frequency:	5670 MHz		
Mode:	802.11ax HE40		
Ant.Polar.:	Vertical		



No.	Frequency (MHz)	Reading (dBuV)	Correct Factor (dB/m)	Result (dBuV/m)	Limit (dBuV/m)	Margin (dB)	Remark
1	11340.000	33.55	15.11	48.66	74.00	-25.34	peak
2	17010.000	37.50	20.36	57.86	68.20	-10.34	peak

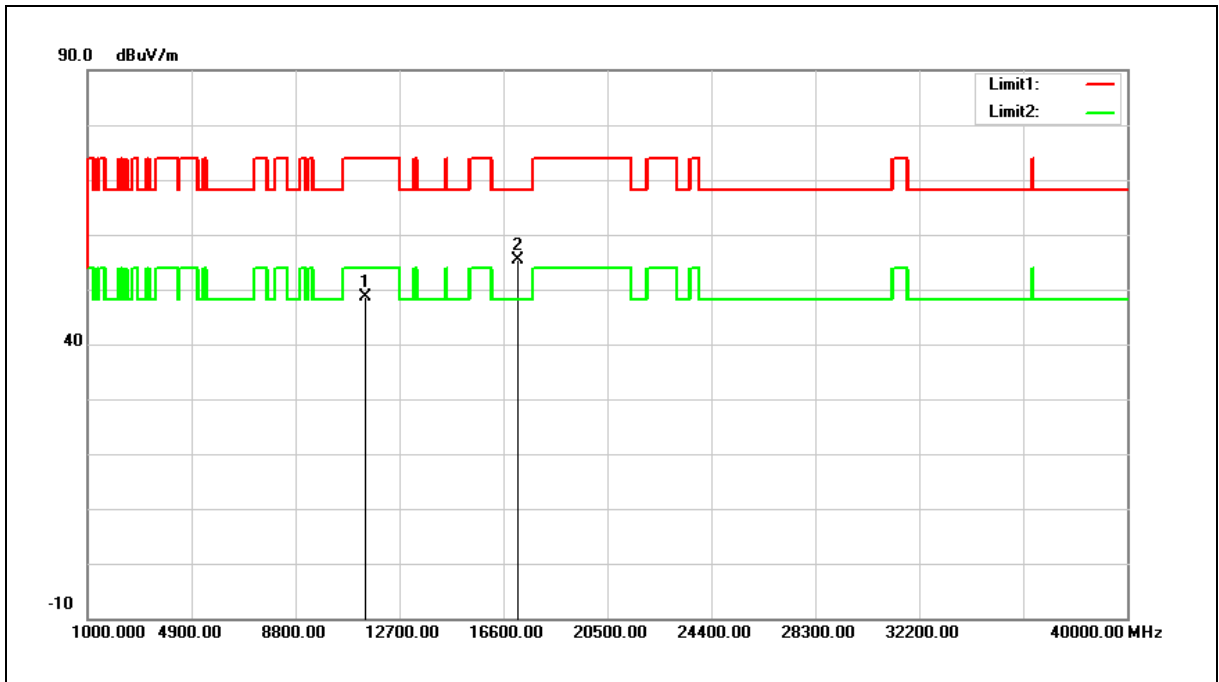
Note:1.Result (dBuV/m) = Correct Factor (dB/m) + Reading(dBuV).

2.Correction factor (dB/m) = Antenna Factor (dB/m) + Cable loss (dB) – Pre-Amplifier gain (dB).

3.When the peak results are less than average limit, so not need to evaluate the average.



Standard:	FCC Part 15.407	Test Distance:	3 m
Test item:	Harmonic		
Frequency:	5710 MHz		
Mode:	802.11ax HE40		
Ant.Polar.:	Horizontal		



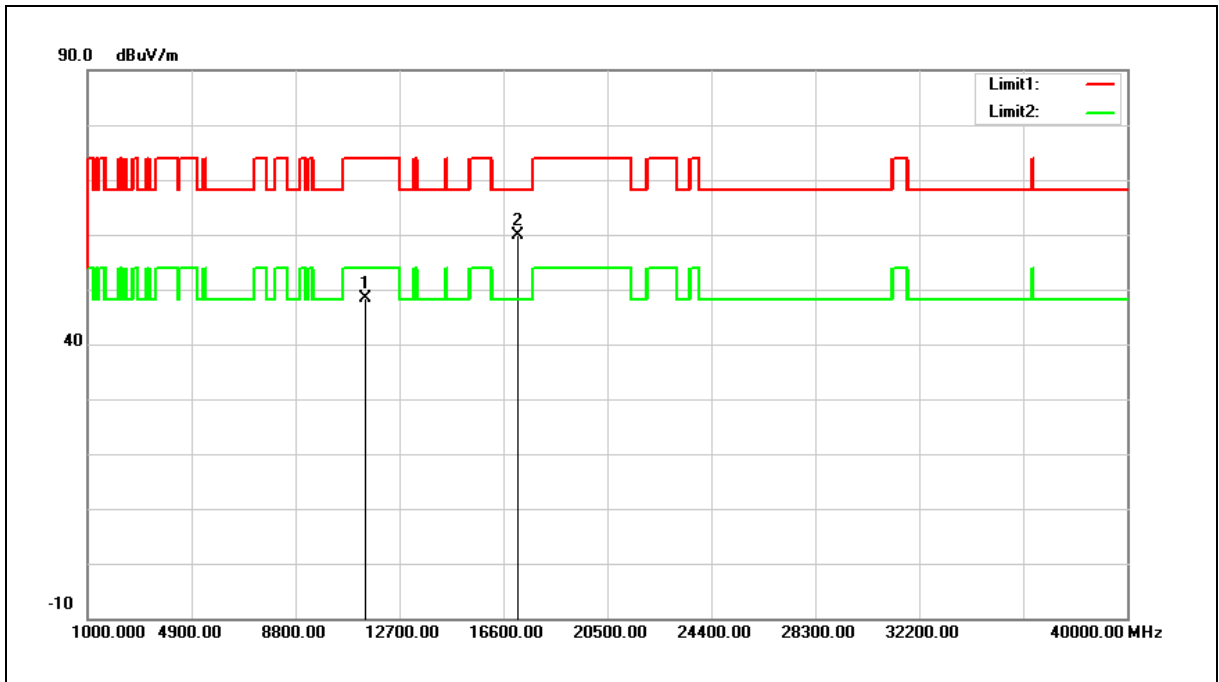
No.	Frequency (MHz)	Reading (dBuV)	Correct Factor (dB/m)	Result (dBuV/m)	Limit (dBuV/m)	Margin (dB)	Remark
1	11420.000	33.49	15.26	48.75	74.00	-25.25	peak
2	17130.000	34.25	21.08	55.33	68.20	-12.87	peak

Note:1.Result (dBuV/m) = Correct Factor (dB/m) + Reading(dBuV).

2.Correction factor (dB/m) = Antenna Factor (dB/m) + Cable loss (dB) – Pre-Amplifier gain (dB).

3.When the peak results are less than average limit, so not need to evaluate the average.

Standard:	FCC Part 15.407	Test Distance:	3 m
Test item:	Harmonic		
Frequency:	5710 MHz		
Mode:	802.11ax HE40		
Ant.Polar.:	Vertical		



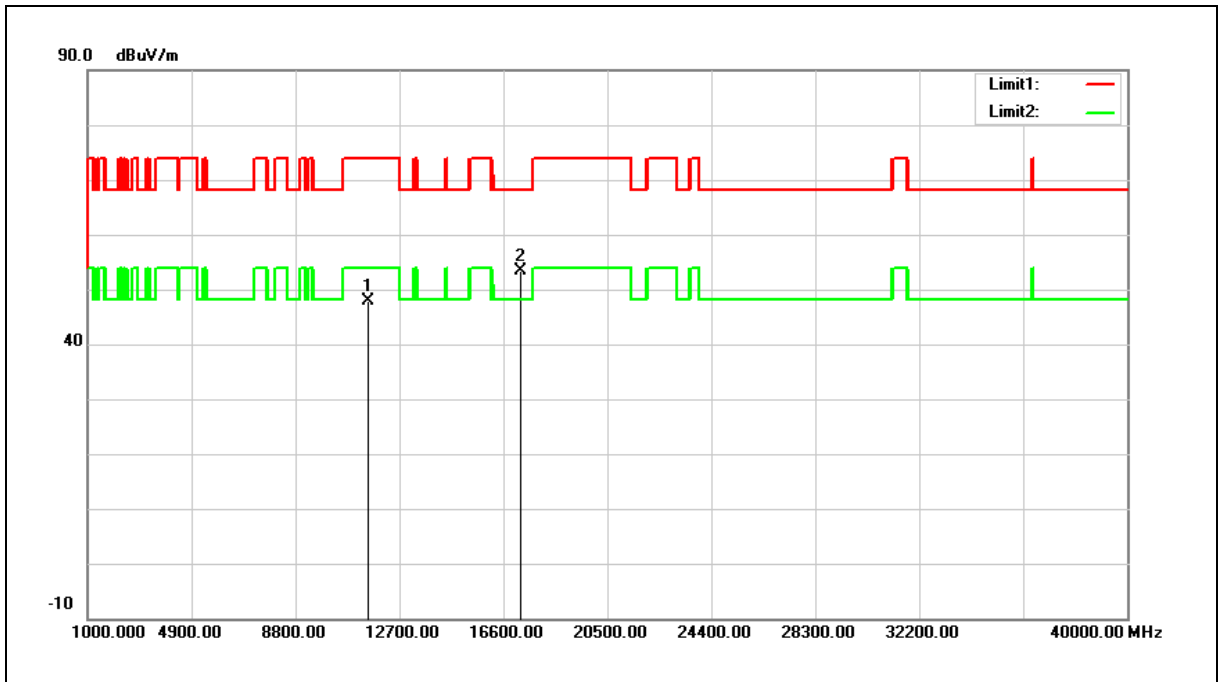
No.	Frequency (MHz)	Reading (dBuV)	Correct Factor (dB/m)	Result (dBuV/m)	Limit (dBuV/m)	Margin (dB)	Remark
1	11420.000	33.02	15.26	48.28	74.00	-25.72	peak
2	17130.000	38.72	21.08	59.80	68.20	-8.40	peak

Note:1.Result (dBuV/m) = Correct Factor (dB/m) + Reading(dBuV).

2.Correction factor (dB/m) = Antenna Factor (dB/m) + Cable loss (dB) – Pre-Amplifier gain (dB).

3.When the peak results are less than average limit, so not need to evaluate the average.

Standard:	FCC Part 15.407	Test Distance:	3 m
Test item:	Harmonic		
Frequency:	5755 MHz		
Mode:	802.11ax HE40		
Ant.Polar.:	Horizontal		



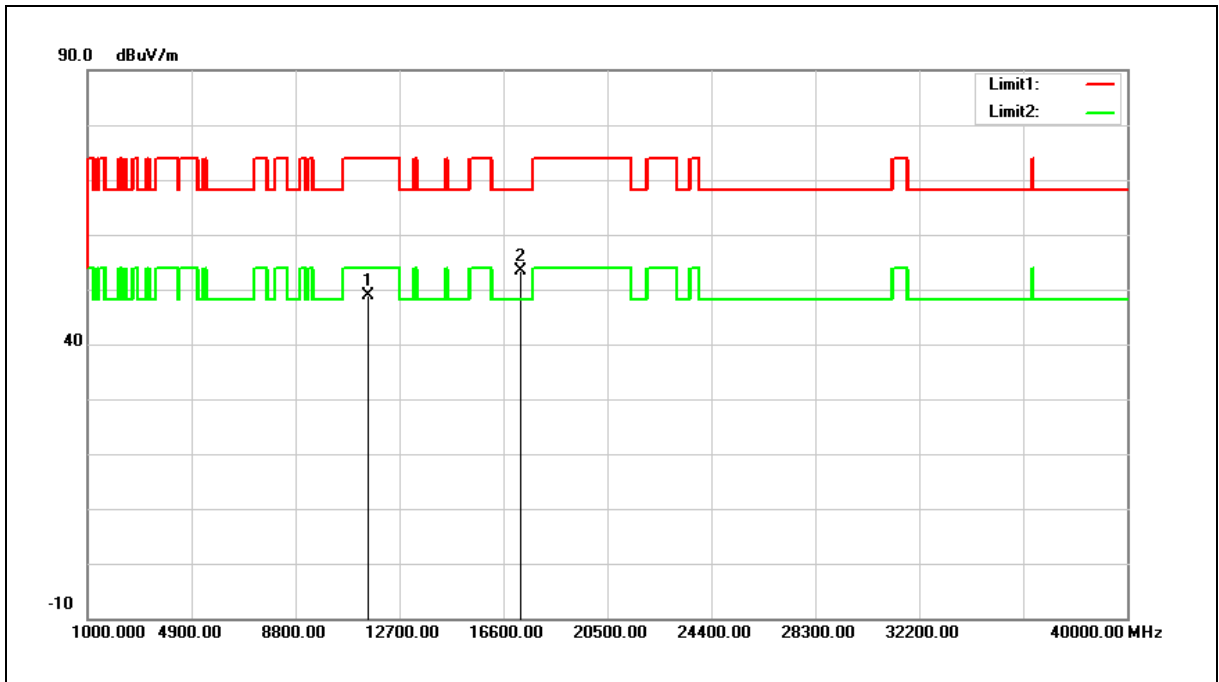
No.	Frequency (MHz)	Reading (dBuV)	Correct Factor (dB/m)	Result (dBuV/m)	Limit (dBuV/m)	Margin (dB)	Remark
1	11510.000	32.59	15.38	47.97	74.00	-26.03	peak
2	17265.000	31.55	21.88	53.43	68.20	-14.77	peak

Note:1.Result (dBuV/m) = Correct Factor (dB/m) + Reading(dBuV).

2.Correction factor (dB/m) = Antenna Factor (dB/m) + Cable loss (dB) – Pre-Amplifier gain (dB).

3.When the peak results are less than average limit, so not need to evaluate the average.

Standard:	FCC Part 15.407	Test Distance:	3 m
Test item:	Harmonic		
Frequency:	5755 MHz		
Mode:	802.11ax HE40		
Ant.Polar.:	Vertical		



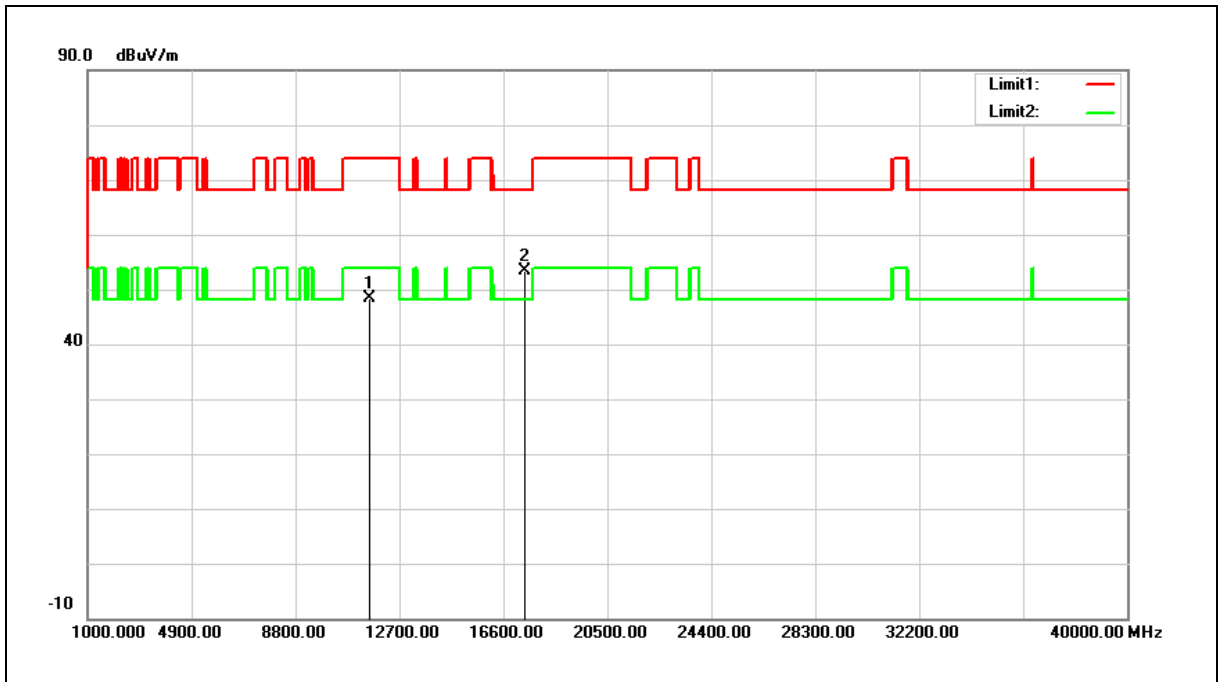
No.	Frequency (MHz)	Reading (dBuV)	Correct Factor (dB/m)	Result (dBuV/m)	Limit (dBuV/m)	Margin (dB)	Remark
1	11510.000	33.48	15.38	48.86	74.00	-25.14	peak
2	17265.000	31.40	21.88	53.28	68.20	-14.92	peak

Note:1.Result (dBuV/m) = Correct Factor (dB/m) + Reading(dBuV).

2.Correction factor (dB/m) = Antenna Factor (dB/m) + Cable loss (dB) – Pre-Amplifier gain (dB).

3.When the peak results are less than average limit, so not need to evaluate the average.

Standard:	FCC Part 15.407	Test Distance:	3 m
Test item:	Harmonic		
Frequency:	5795 MHz		
Mode:	802.11ax HE40		
Ant.Polar.:	Horizontal		



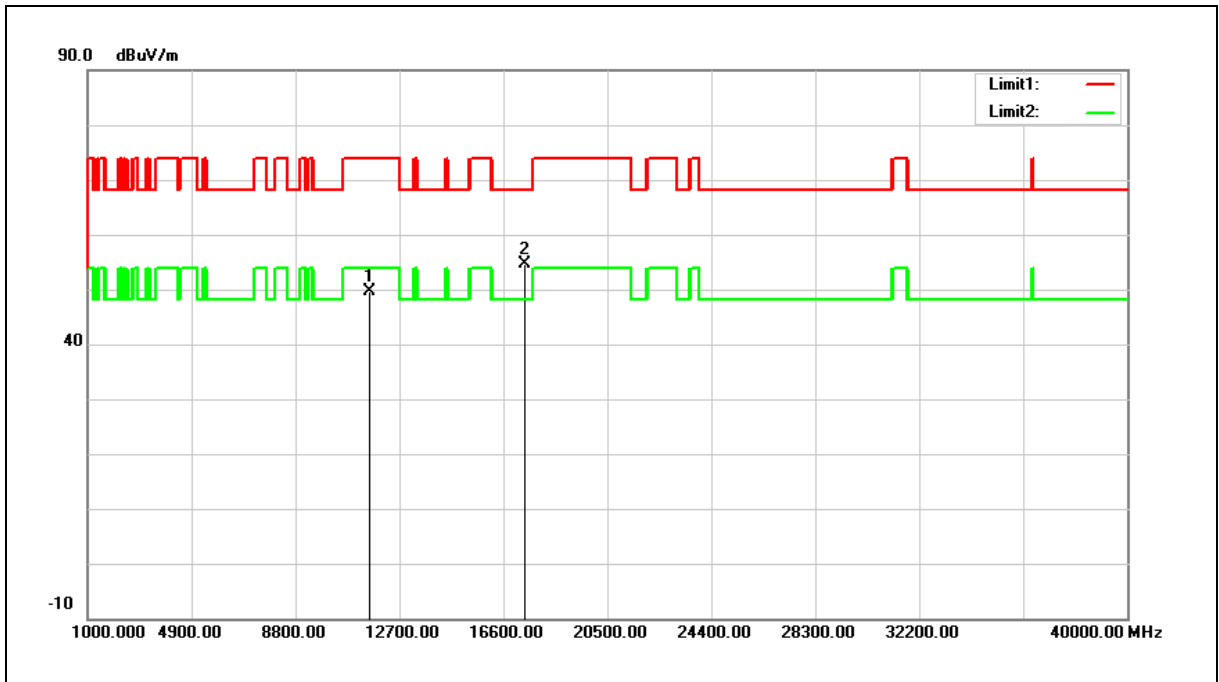
No.	Frequency (MHz)	Reading (dBuV)	Correct Factor (dB/m)	Result (dBuV/m)	Limit (dBuV/m)	Margin (dB)	Remark
1	11590.000	33.13	15.20	48.33	74.00	-25.67	peak
2	17385.000	30.89	22.60	53.49	68.20	-14.71	peak

Note:1.Result (dBuV/m) = Correct Factor (dB/m) + Reading(dBuV).

2.Correction factor (dB/m) = Antenna Factor (dB/m) + Cable loss (dB) – Pre-Amplifier gain (dB).

3.When the peak results are less than average limit, so not need to evaluate the average.

Standard:	FCC Part 15.407	Test Distance:	3 m
Test item:	Harmonic		
Frequency:	5795 MHz		
Mode:	802.11ax HE40		
Ant.Polar.:	Vertical		



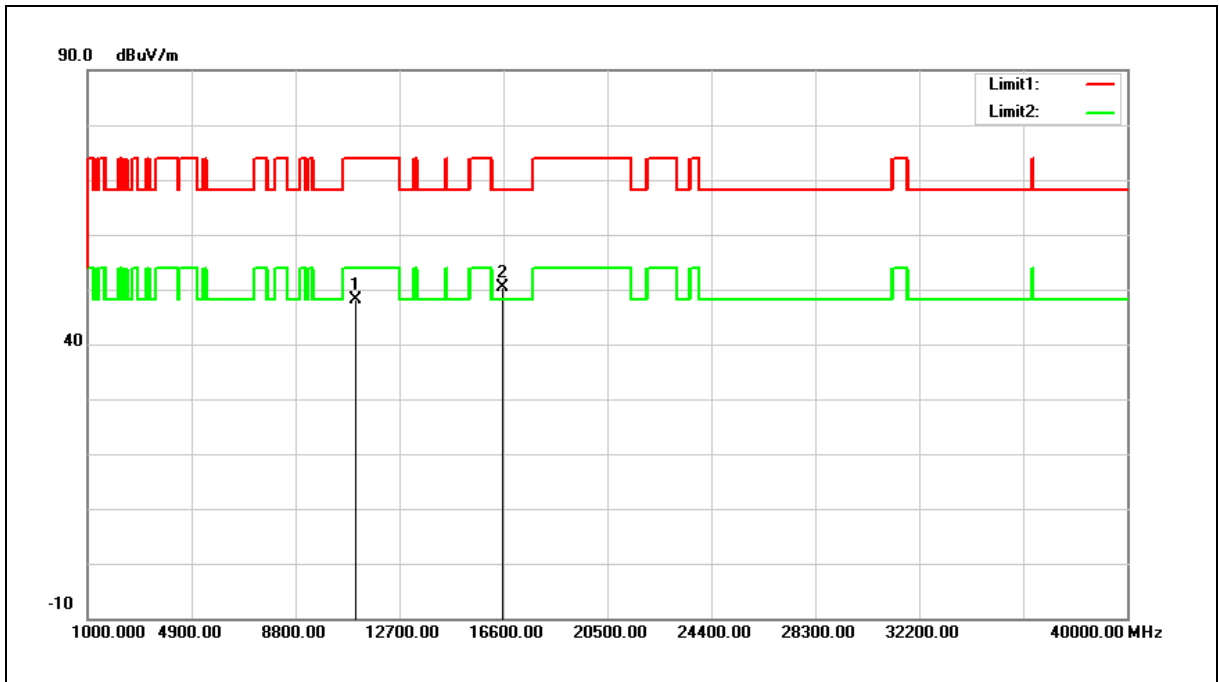
No.	Frequency (MHz)	Reading (dBuV)	Correct Factor (dB/m)	Result (dBuV/m)	Limit (dBuV/m)	Margin (dB)	Remark
1	11590.000	34.47	15.20	49.67	74.00	-24.33	peak
2	17385.000	32.14	22.60	54.74	68.20	-13.46	peak

Note:1.Result (dBuV/m) = Correct Factor (dB/m) + Reading(dBuV).

2.Correction factor (dB/m) = Antenna Factor (dB/m) + Cable loss (dB) – Pre-Amplifier gain (dB).

3.When the peak results are less than average limit, so not need to evaluate the average.

Standard:	FCC Part 15.407	Test Distance:	3 m
Test item:	Harmonic		
Frequency:	5530 MHz		
Mode:	802.11ax HE80		
Ant.Polar.:	Horizontal		



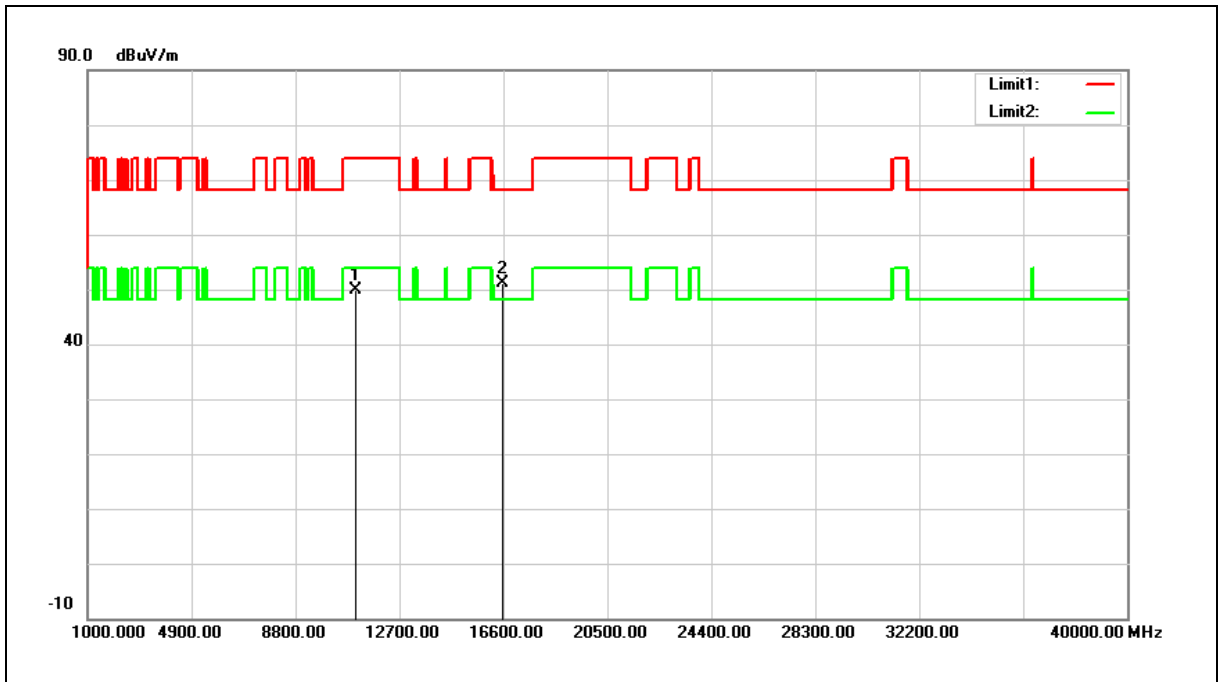
No.	Frequency (MHz)	Reading (dBuV)	Correct Factor (dB/m)	Result (dBuV/m)	Limit (dBuV/m)	Margin (dB)	Remark
1	11060.000	33.49	14.58	48.07	74.00	-25.93	peak
2	16590.000	32.99	17.29	50.28	68.20	-17.92	peak

Note:1.Result (dBuV/m) = Correct Factor (dB/m) + Reading(dBuV).

2.Correction factor (dB/m) = Antenna Factor (dB/m) + Cable loss (dB) – Pre-Amplifier gain (dB).

3.When the peak results are less than average limit, so not need to evaluate the average.

Standard:	FCC Part 15.407	Test Distance:	3 m
Test item:	Harmonic		
Frequency:	5530 MHz		
Mode:	802.11ax HE80		
Ant.Polar.:	Vertical		



No.	Frequency (MHz)	Reading (dBuV)	Correct Factor (dB/m)	Result (dBuV/m)	Limit (dBuV/m)	Margin (dB)	Remark
1	11060.000	35.22	14.58	49.80	74.00	-24.20	peak
2	16590.000	33.86	17.29	51.15	68.20	-17.05	peak

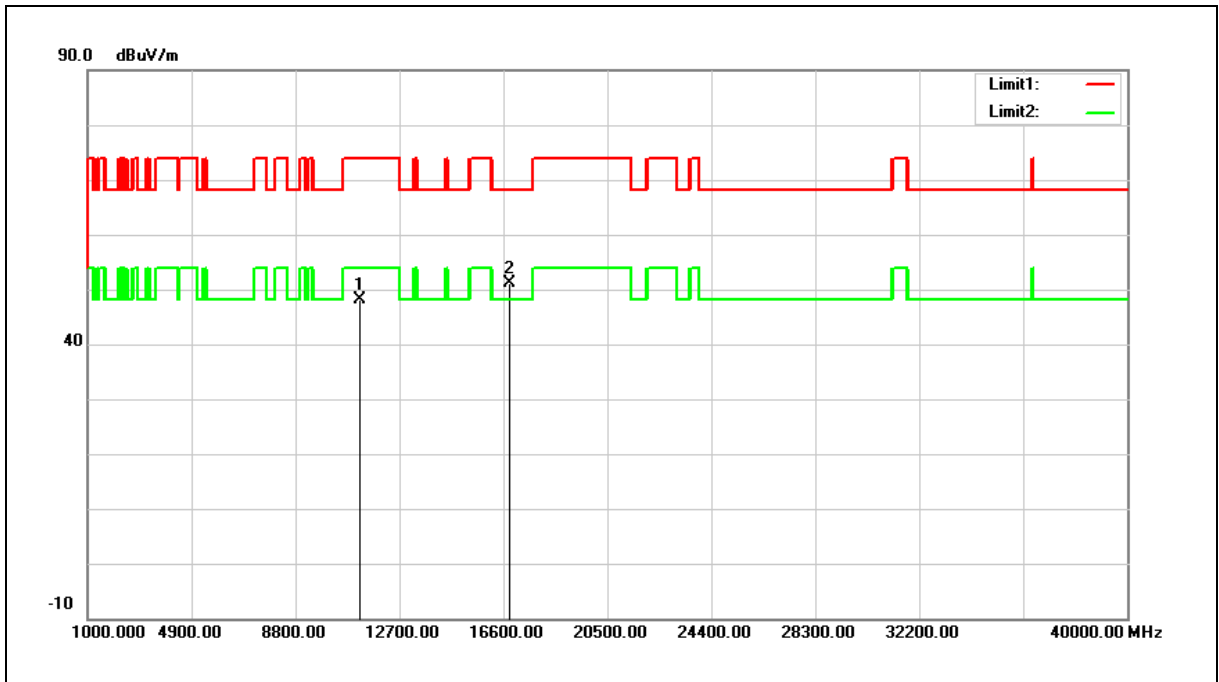
Note:1.Result (dBuV/m) = Correct Factor (dB/m) + Reading(dBuV).

2.Correction factor (dB/m) = Antenna Factor (dB/m) + Cable loss (dB) – Pre-Amplifier gain (dB).

3.When the peak results are less than average limit, so not need to evaluate the average.



Standard:	FCC Part 15.407	Test Distance:	3 m
Test item:	Harmonic		
Frequency:	5610 MHz		
Mode:	802.11ax HE80		
Ant.Polar.:	Horizontal		



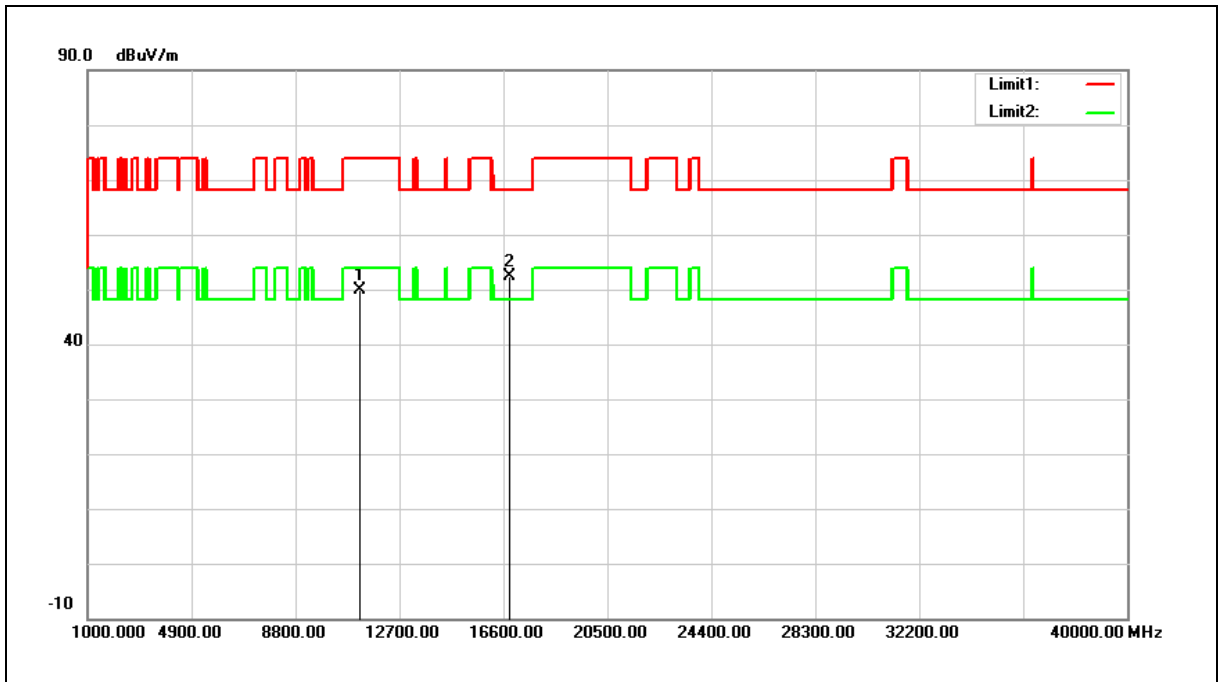
No.	Frequency (MHz)	Reading (dBuV)	Correct Factor (dB/m)	Result (dBuV/m)	Limit (dBuV/m)	Margin (dB)	Remark
1	11220.000	33.31	14.89	48.20	74.00	-25.80	peak
2	16830.000	32.08	19.06	51.14	68.20	-17.06	peak

Note:1.Result (dBuV/m) = Correct Factor (dB/m) + Reading(dBuV).

2.Correction factor (dB/m) = Antenna Factor (dB/m) + Cable loss (dB) – Pre-Amplifier gain (dB).

3.When the peak results are less than average limit, so not need to evaluate the average.

Standard:	FCC Part 15.407	Test Distance:	3 m
Test item:	Harmonic		
Frequency:	5610 MHz		
Mode:	802.11ax HE80		
Ant.Polar.:	Vertical		



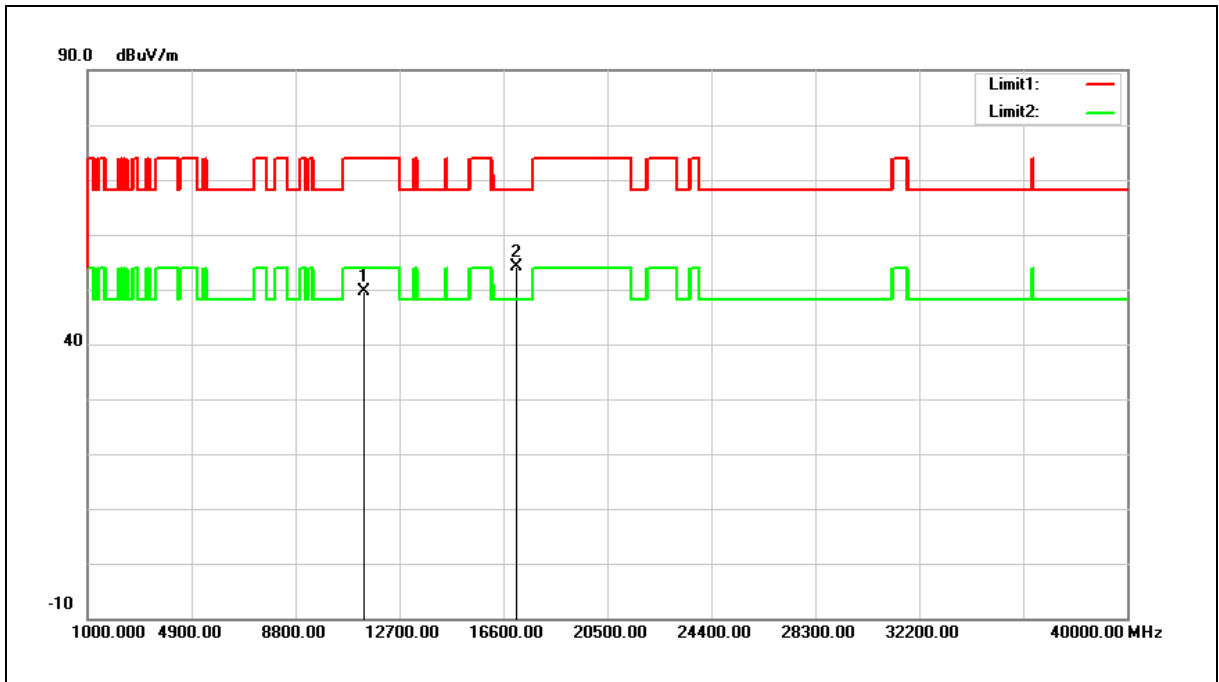
No.	Frequency (MHz)	Reading (dBuV)	Correct Factor (dB/m)	Result (dBuV/m)	Limit (dBuV/m)	Margin (dB)	Remark
1	11220.000	34.98	14.89	49.87	74.00	-24.13	peak
2	16830.000	33.30	19.06	52.36	68.20	-15.84	peak

Note:1.Result (dBuV/m) = Correct Factor (dB/m) + Reading(dBuV).

2.Correction factor (dB/m) = Antenna Factor (dB/m) + Cable loss (dB) – Pre-Amplifier gain (dB).

3.When the peak results are less than average limit, so not need to evaluate the average.

Standard:	FCC Part 15.407	Test Distance:	3 m
Test item:	Harmonic		
Frequency:	5690 MHz		
Mode:	802.11ax HE80		
Ant.Polar.:	Horizontal		



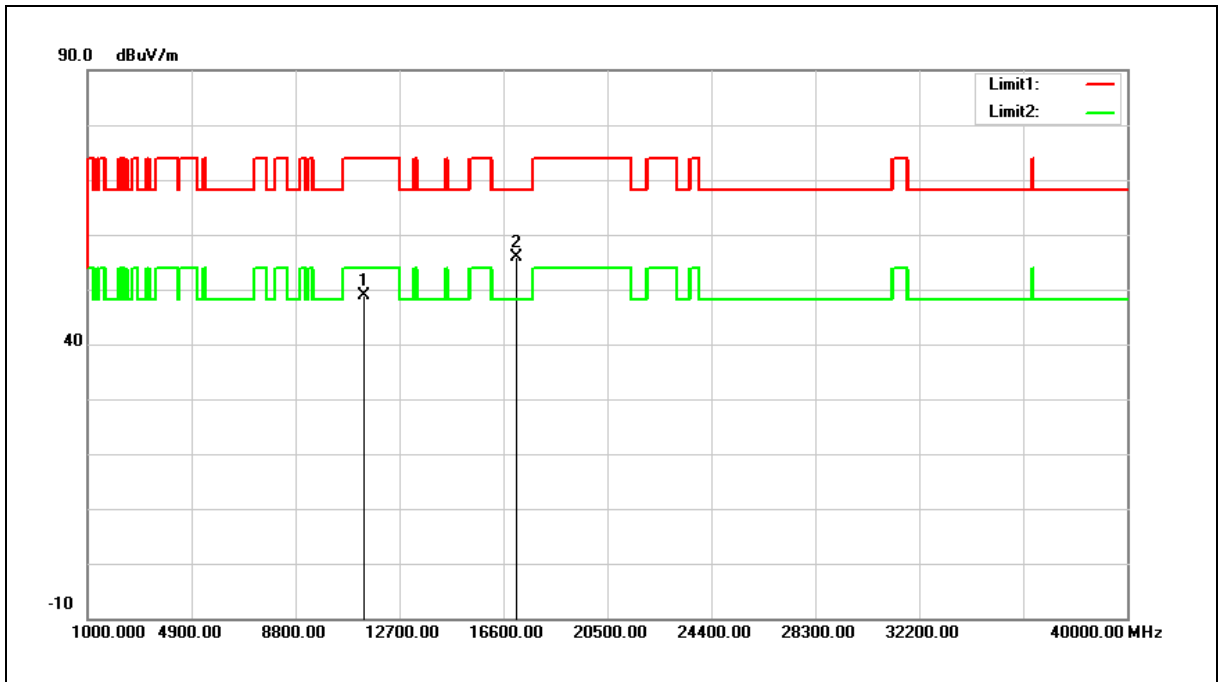
No.	Frequency (MHz)	Reading (dBuV)	Correct Factor (dB/m)	Result (dBuV/m)	Limit (dBuV/m)	Margin (dB)	Remark
1	11380.000	34.35	15.18	49.53	74.00	-24.47	peak
2	17070.000	33.37	20.72	54.09	68.20	-14.11	peak

Note:1.Result (dBuV/m) = Correct Factor (dB/m) + Reading(dBuV).

2.Correction factor (dB/m) = Antenna Factor (dB/m) + Cable loss (dB) – Pre-Amplifier gain (dB).

3.When the peak results are less than average limit, so not need to evaluate the average.

Standard:	FCC Part 15.407	Test Distance:	3 m
Test item:	Harmonic		
Frequency:	5690 MHz		
Mode:	802.11ax HE80		
Ant.Polar.:	Vertical		



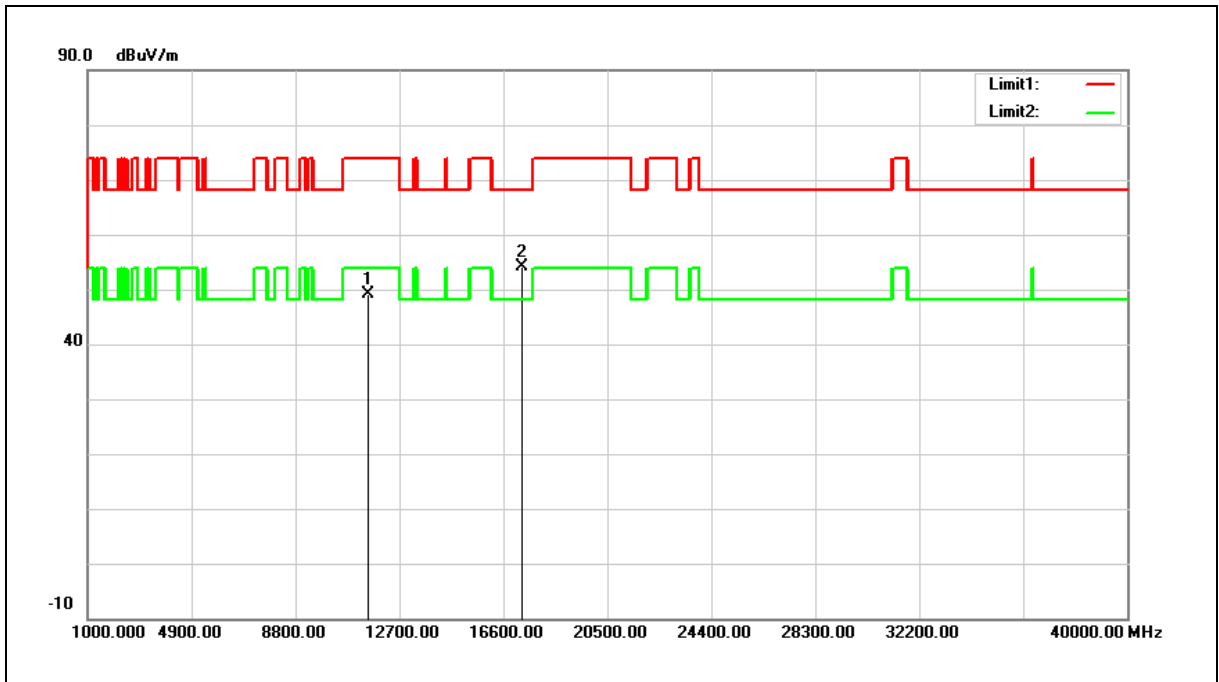
No.	Frequency (MHz)	Reading (dBuV)	Correct Factor (dB/m)	Result (dBuV/m)	Limit (dBuV/m)	Margin (dB)	Remark
1	11380.000	33.58	15.18	48.76	74.00	-25.24	peak
2	17070.000	35.05	20.72	55.77	68.20	-12.43	peak

Note:1.Result (dBuV/m) = Correct Factor (dB/m) + Reading(dBuV).

2.Correction factor (dB/m) = Antenna Factor (dB/m) + Cable loss (dB) – Pre-Amplifier gain (dB).

3.When the peak results are less than average limit, so not need to evaluate the average.

Standard:	FCC Part 15.407	Test Distance:	3 m
Test item:	Harmonic		
Frequency:	5775 MHz		
Mode:	802.11ax HE80		
Ant.Polar.:	Horizontal		



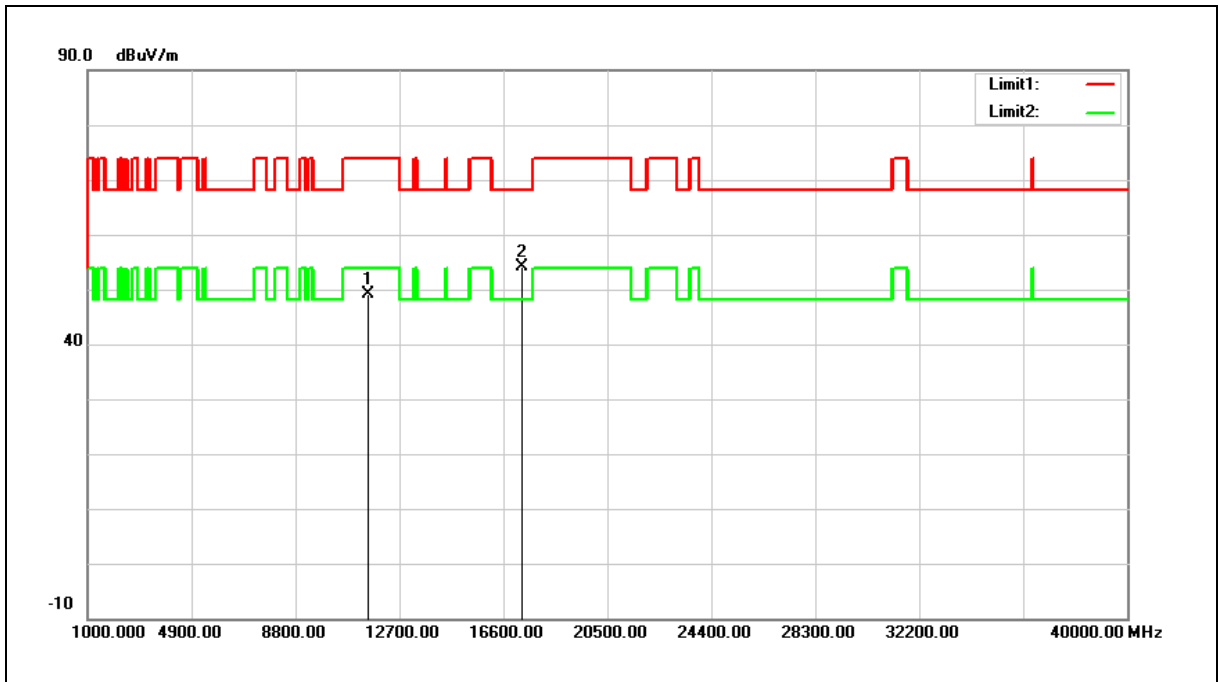
No.	Frequency (MHz)	Reading (dBuV)	Correct Factor (dB/m)	Result (dBuV/m)	Limit (dBuV/m)	Margin (dB)	Remark
1	11550.000	33.82	15.29	49.11	74.00	-24.89	peak
2	17325.000	31.91	22.24	54.15	68.20	-14.05	peak

Note:1.Result (dBuV/m) = Correct Factor (dB/m) + Reading(dBuV).

2.Correction factor (dB/m) = Antenna Factor (dB/m) + Cable loss (dB) – Pre-Amplifier gain (dB).

3.When the peak results are less than average limit, so not need to evaluate the average.

Standard:	FCC Part 15.407	Test Distance:	3 m
Test item:	Harmonic		
Frequency:	5775 MHz		
Mode:	802.11ax HE80		
Ant.Polar.:	Vertical		



No.	Frequency (MHz)	Reading (dBuV)	Correct Factor (dB/m)	Result (dBuV/m)	Limit (dBuV/m)	Margin (dB)	Remark
1	11550.000	33.74	15.29	49.03	74.00	-24.97	peak
2	17325.000	31.93	22.24	54.17	68.20	-14.03	peak

Note:1.Result (dBuV/m) = Correct Factor (dB/m) + Reading(dBuV).

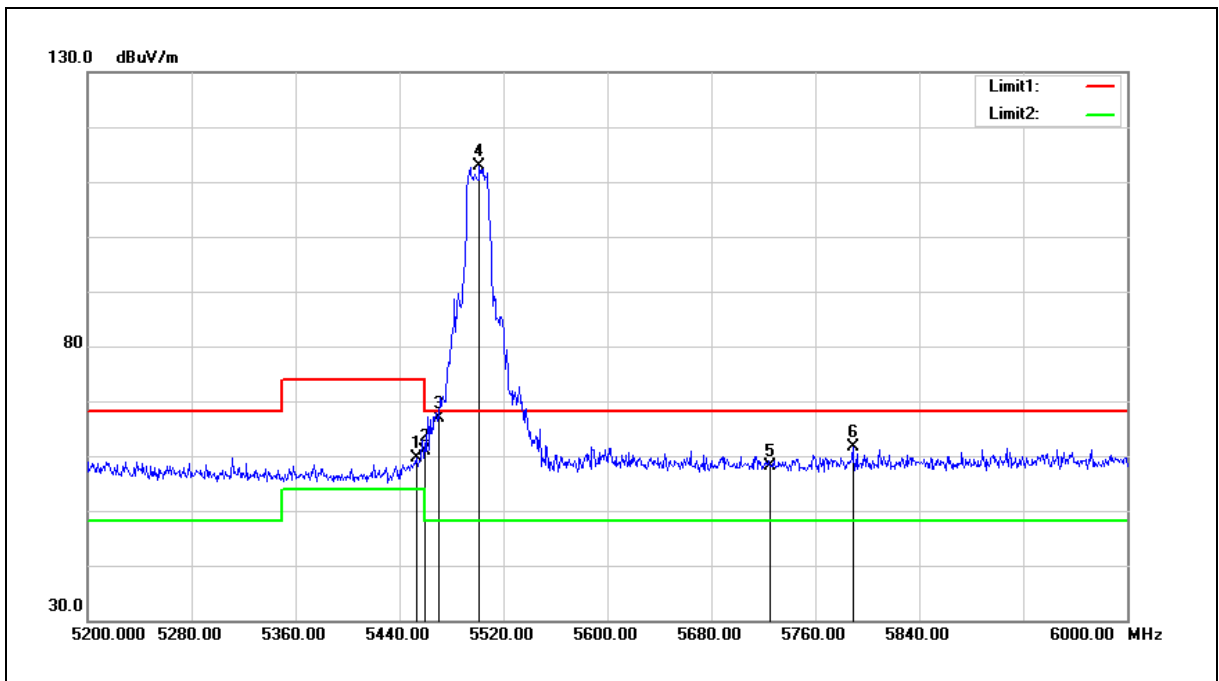
2.Correction factor (dB/m) = Antenna Factor (dB/m) + Cable loss (dB) – Pre-Amplifier gain (dB).

3.When the peak results are less than average limit, so not need to evaluate the average.

Band Edge

Peak

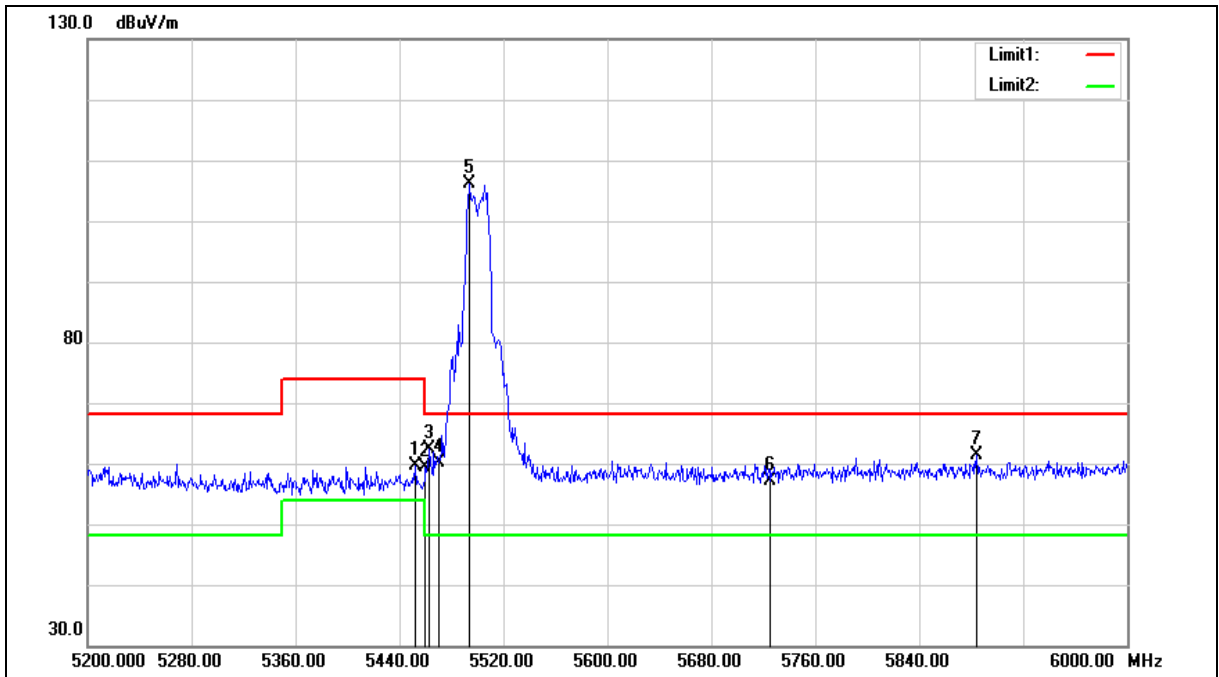
Standard:	FCC Part 15.407	Test Distance:	3 m
Test item:	Band edge		
Frequency:	5500 MHz		
Mode:	802.11a		
Ant.Polar.:	Horizontal		



No.	Frequency (MHz)	Reading (dBuV)	Correct Factor (dB/m)	Result (dBuV/m)	Limit (dBuV/m)	Margin (dB)	Remark
1	5453.600	59.19	0.48	59.67	74.00	-14.33	peak
2	5460.000	60.37	0.51	60.88	74.00	-13.12	peak
3	5470.000	66.42	0.52	66.94	68.20	-1.26	peak
4	5501.600	112.20	0.58	112.78	68.20	44.58	peak
5	5725.000	56.87	1.18	58.05	68.20	-10.15	peak
6	5788.800	60.17	1.36	61.53	68.20	-6.67	peak

- Note:1.Result (dBuV/m) = Correct Factor (dB/m) + Reading(dBuV).
- 2.Correction factor (dB/m) = Antenna Factor (dB/m) + Cable loss (dB) – Pre-Amplifier gain (dB).
- 3.When the peak results are less than average limit, so not need to evaluate the average.

Standard:	FCC Part 15.407	Test Distance:	3 m
Test item:	Band edge		
Frequency:	5500 MHz		
Mode:	802.11a		
Ant.Polar.:	Vertical		





Standard:	FCC Part 15.407	Test Distance:	3 m
Test item:	Band edge		
Frequency:	5500 MHz		
Mode:	802.11a		
Ant.Polar.:	Vertical		

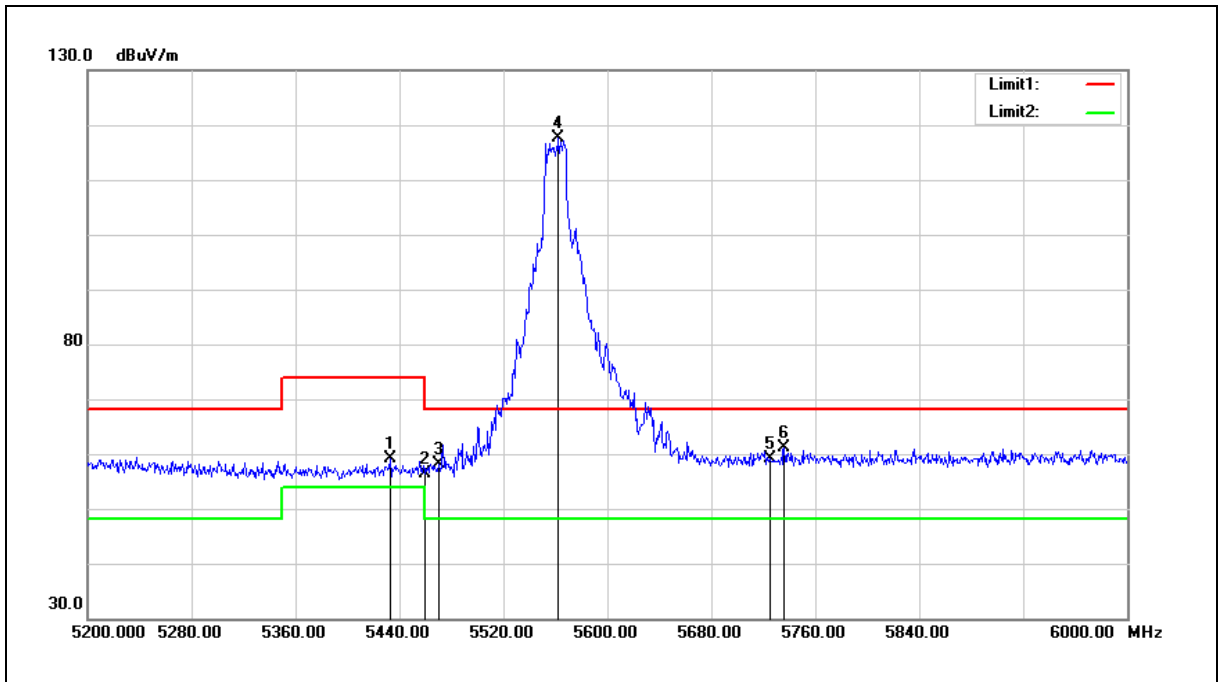
No.	Frequency (MHz)	Reading (dBuV)	Correct Factor (dB/m)	Result (dBuV/m)	Limit (dBuV/m)	Margin (dB)	Remark
1	5452.000	59.12	0.48	59.60	74.00	-14.40	peak
2	5460.000	58.78	0.51	59.29	74.00	-14.71	peak
3	5463.200	61.92	0.51	62.43	68.20	-5.77	peak
4	5470.000	59.51	0.52	60.03	68.20	-8.17	peak
5	5493.600	105.47	0.56	106.03	68.20	37.83	peak
6	5725.000	55.99	1.18	57.17	68.20	-11.03	peak
7	5884.000	59.69	1.61	61.30	68.20	-6.90	peak

Note: 1. Result (dBuV/m) = Correct Factor (dB/m) + Reading (dBuV).

2. Correction factor (dB/m) = Antenna Factor (dB/m) + Cable loss (dB) – Pre-Amplifier gain (dB).

3. When the peak results are less than average limit, so not need to evaluate the average.

Standard:	FCC Part 15.407	Test Distance:	3 m
Test item:	Band edge		
Frequency:	5560 MHz		
Mode:	802.11a		
Ant.Polar.:	Horizontal		



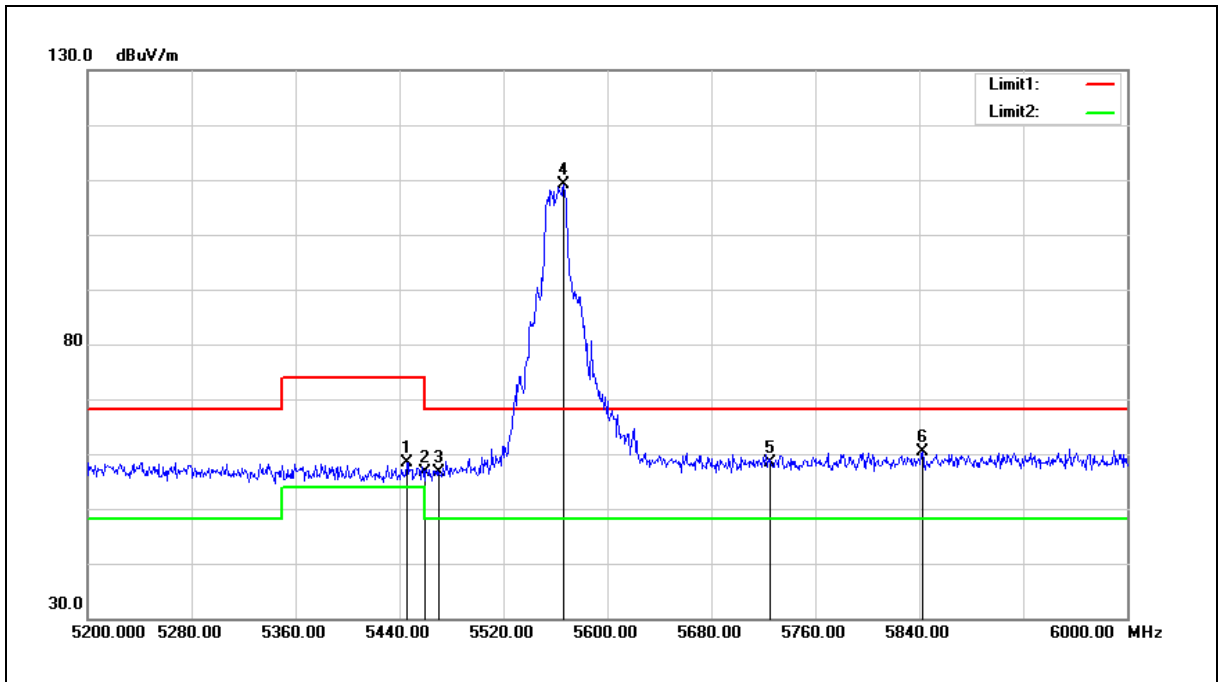
No.	Frequency (MHz)	Reading (dBuV)	Correct Factor (dB/m)	Result (dBuV/m)	Limit (dBuV/m)	Margin (dB)	Remark
1	5432.800	58.73	0.46	59.19	74.00	-14.81	peak
2	5460.000	55.87	0.51	56.38	74.00	-17.62	peak
3	5470.000	57.63	0.52	58.15	68.20	-10.05	peak
4	5562.400	116.85	0.74	117.59	68.20	49.39	peak
5	5725.000	57.98	1.18	59.16	68.20	-9.04	peak
6	5736.000	59.82	1.21	61.03	68.20	-7.17	peak

Note:1.Result (dBuV/m) = Correct Factor (dB/m) + Reading(dBuV).

2.Correction factor (dB/m) = Antenna Factor (dB/m) + Cable loss (dB) – Pre-Amplifier gain (dB).

3.When the peak results are less than average limit, so not need to evaluate the average.

Standard:	FCC Part 15.407	Test Distance:	3 m
Test item:	Band edge		
Frequency:	5560 MHz		
Mode:	802.11a		
Ant.Polar.:	Vertical		



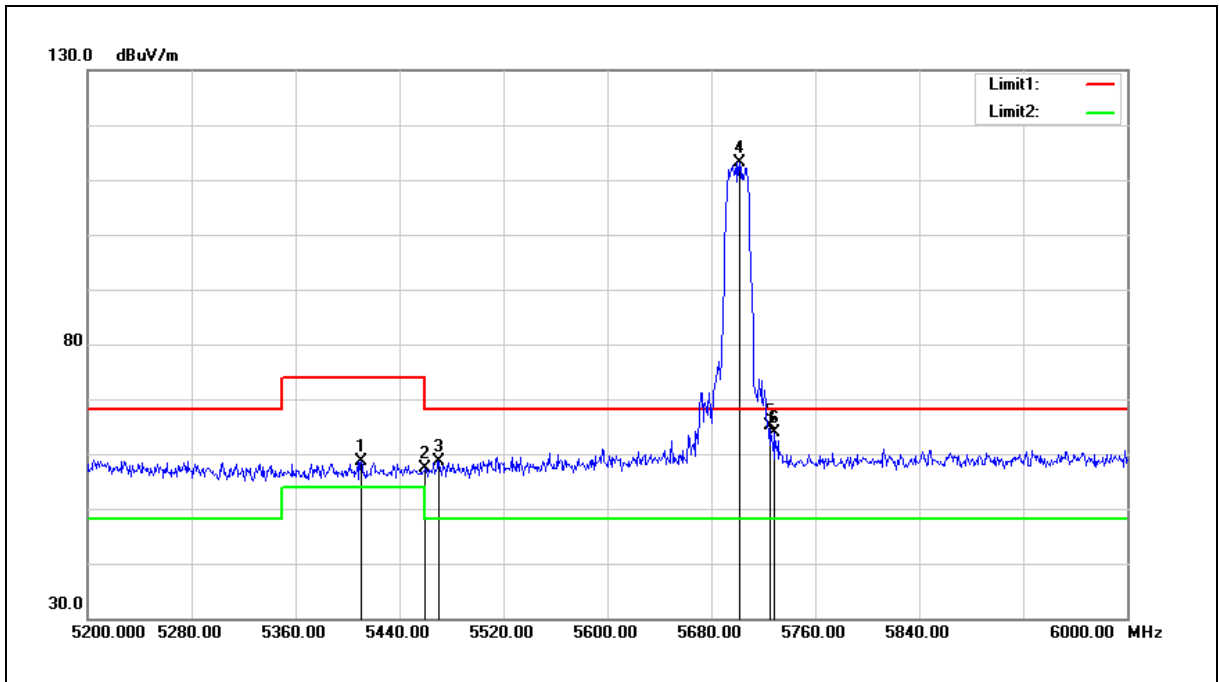
No.	Frequency (MHz)	Reading (dBuV)	Correct Factor (dB/m)	Result (dBuV/m)	Limit (dBuV/m)	Margin (dB)	Remark
1	5445.600	57.95	0.48	58.43	74.00	-15.57	peak
2	5460.000	56.18	0.51	56.69	74.00	-17.31	peak
3	5470.000	56.06	0.52	56.58	68.20	-11.62	peak
4	5566.400	108.27	0.75	109.02	68.20	40.82	peak
5	5725.000	57.29	1.18	58.47	68.20	-9.73	peak
6	5842.400	58.78	1.49	60.27	68.20	-7.93	peak

Note: 1. Result (dBuV/m) = Correct Factor (dB/m) + Reading (dBuV).

2. Correction factor (dB/m) = Antenna Factor (dB/m) + Cable loss (dB) – Pre-Amplifier gain (dB).

3. When the peak results are less than average limit, so not need to evaluate the average.

Standard:	FCC Part 15.407	Test Distance:	3 m
Test item:	Band edge		
Frequency:	5700 MHz		
Mode:	802.11a		
Ant.Polar.:	Horizontal		



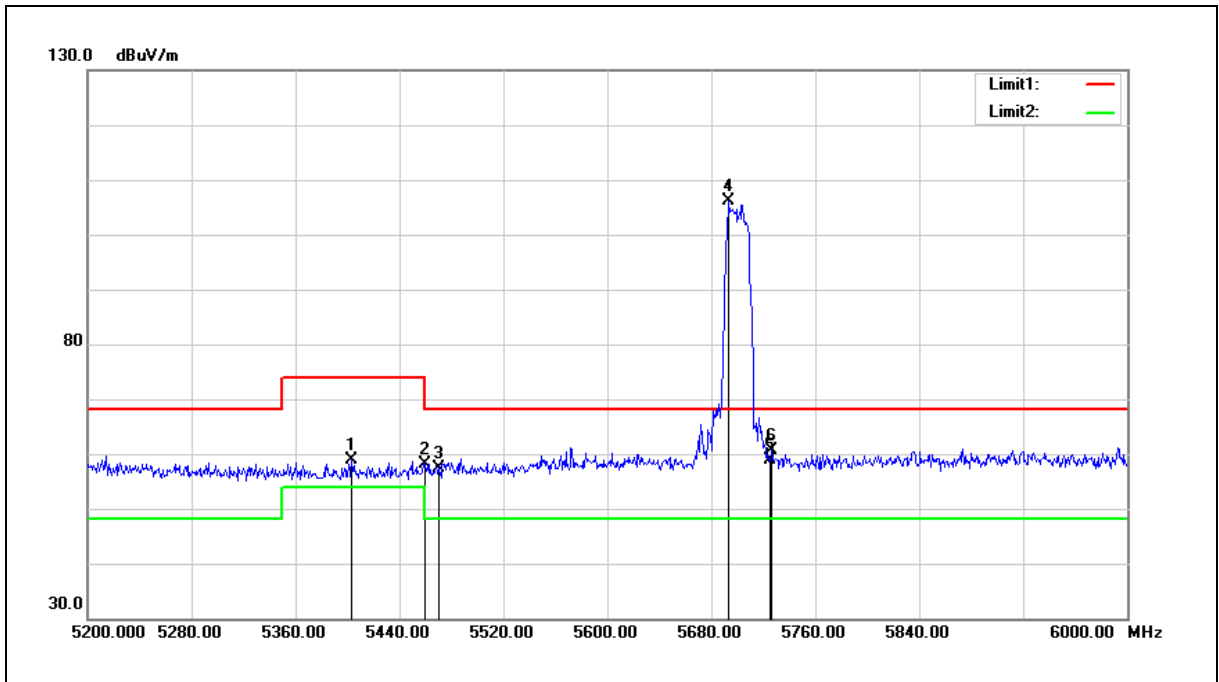
No.	Frequency (MHz)	Reading (dBuV)	Correct Factor (dB/m)	Result (dBuV/m)	Limit (dBuV/m)	Margin (dB)	Remark
1	5410.400	58.18	0.41	58.59	74.00	-15.41	peak
2	5460.000	56.94	0.51	57.45	74.00	-16.55	peak
3	5470.000	58.14	0.52	58.66	68.20	-9.54	peak
4	5701.600	112.08	1.11	113.19	68.20	44.99	peak
5	5725.000	63.88	1.18	65.06	68.20	-3.14	peak
6	5728.800	62.79	1.18	63.97	68.20	-4.23	peak

Note: 1. Result (dBuV/m) = Correct Factor (dB/m) + Reading (dBuV).

2. Correction factor (dB/m) = Antenna Factor (dB/m) + Cable loss (dB) – Pre-Amplifier gain (dB).

3. When the peak results are less than average limit, so not need to evaluate the average.

Standard:	FCC Part 15.407	Test Distance:	3 m
Test item:	Band edge		
Frequency:	5700 MHz		
Mode:	802.11a		
Ant.Polar.:	Vertical		



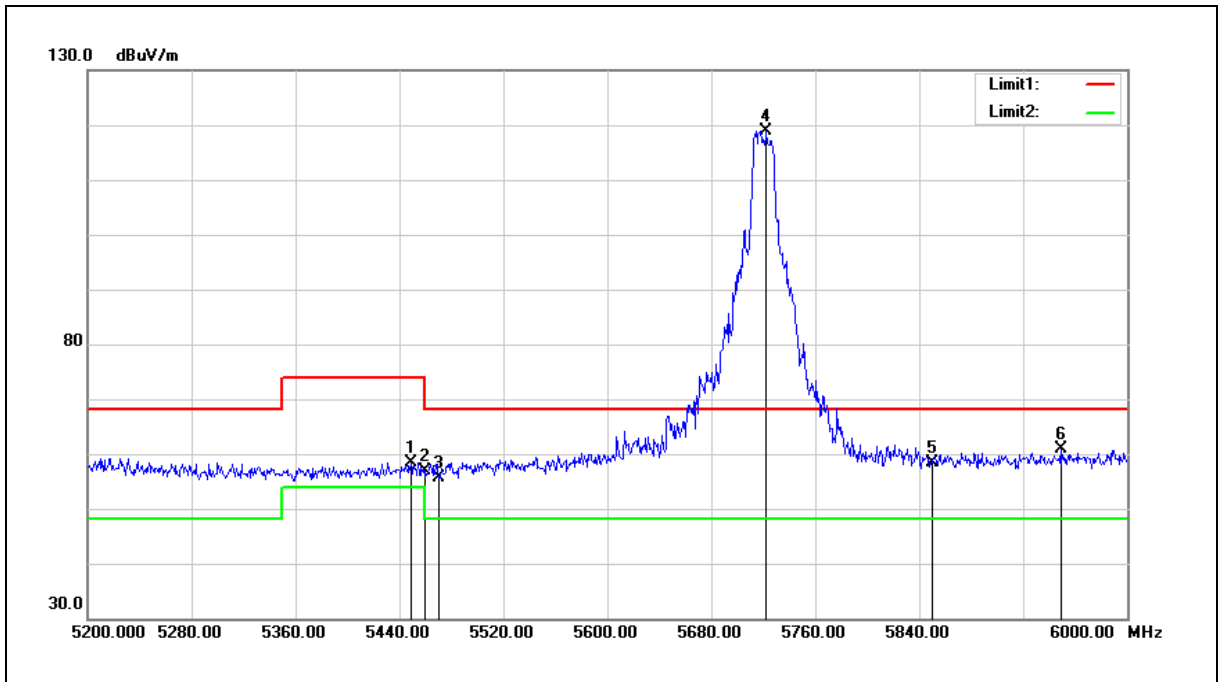
No.	Frequency (MHz)	Reading (dBuV)	Correct Factor (dB/m)	Result (dBuV/m)	Limit (dBuV/m)	Margin (dB)	Remark
1	5403.200	58.53	0.39	58.92	74.00	-15.08	peak
2	5460.000	57.69	0.51	58.20	74.00	-15.80	peak
3	5470.000	56.85	0.52	57.37	68.20	-10.83	peak
4	5693.600	104.94	1.10	106.04	68.20	37.84	peak
5	5725.000	57.72	1.18	58.90	68.20	-9.30	peak
6	5726.400	59.42	1.18	60.60	68.20	-7.60	peak

Note:1.Result (dBuV/m) = Correct Factor (dB/m) + Reading(dBuV).

2.Correction factor (dB/m) = Antenna Factor (dB/m) + Cable loss (dB) – Pre-Amplifier gain (dB).

3.When the peak results are less than average limit, so not need to evaluate the average.

Standard:	FCC Part 15.407	Test Distance:	3 m
Test item:	Band edge		
Frequency:	5720 MHz		
Mode:	802.11a		
Ant.Polar.:	Horizontal		



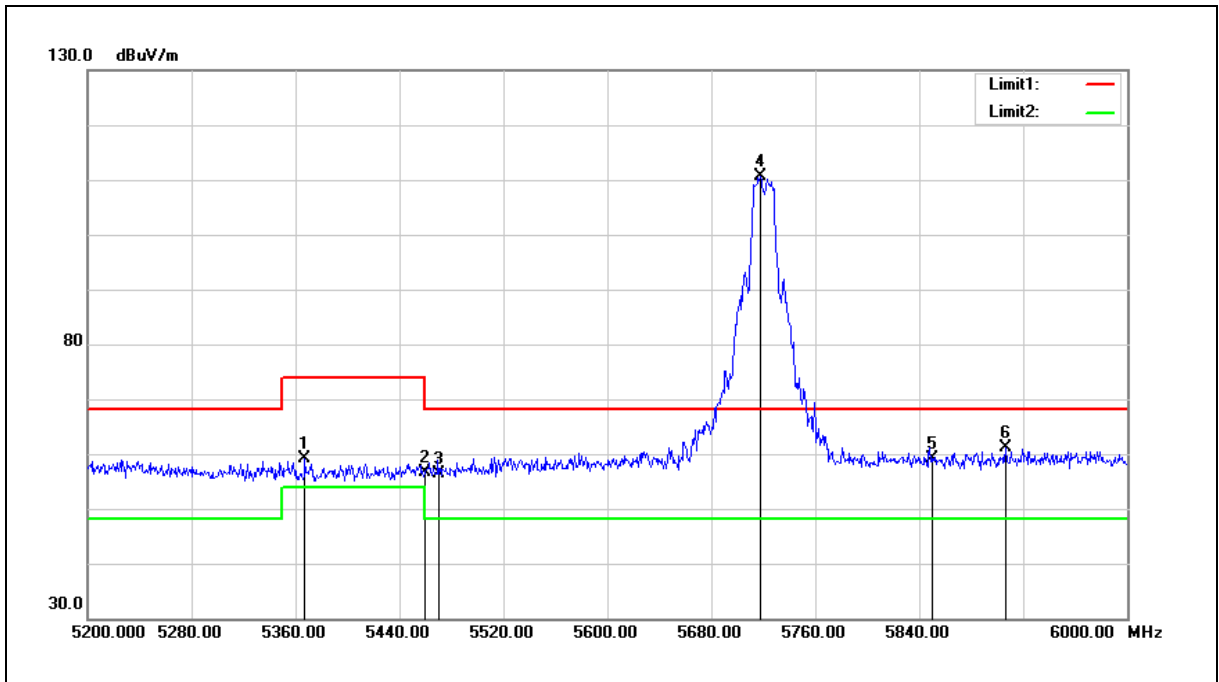
No.	Frequency (MHz)	Reading (dBuV)	Correct Factor (dB/m)	Result (dBuV/m)	Limit (dBuV/m)	Margin (dB)	Remark
1	5448.800	57.99	0.48	58.47	74.00	-15.53	peak
2	5460.000	56.31	0.51	56.82	74.00	-17.18	peak
3	5470.000	55.14	0.52	55.66	68.20	-12.54	peak
4	5722.400	117.78	1.18	118.96	68.20	50.76	peak
5	5850.000	56.95	1.52	58.47	68.20	-9.73	peak
6	5948.800	59.14	1.78	60.92	68.20	-7.28	peak

Note:1.Result (dBuV/m) = Correct Factor (dB/m) + Reading(dBuV).

2.Correction factor (dB/m) = Antenna Factor (dB/m) + Cable loss (dB) – Pre-Amplifier gain (dB).

3.When the peak results are less than average limit, so not need to evaluate the average.

Standard:	FCC Part 15.407	Test Distance:	3 m
Test item:	Band edge		
Frequency:	5720 MHz		
Mode:	802.11a		
Ant.Polar.:	Vertical		



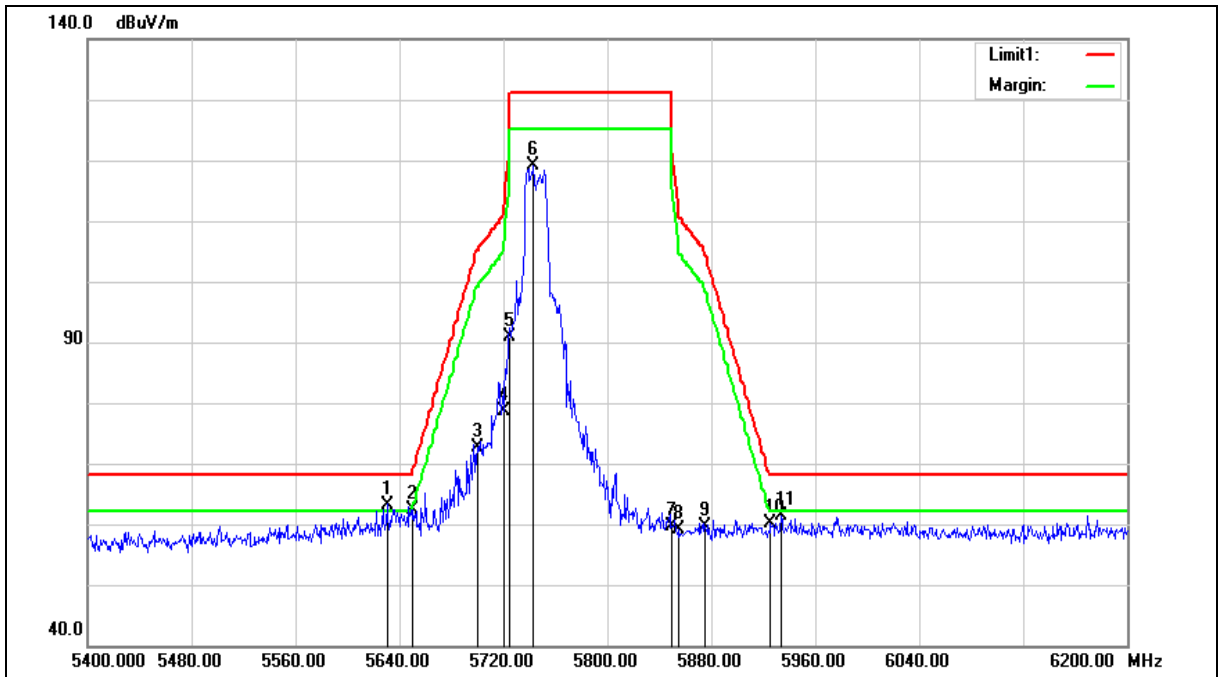
No.	Frequency (MHz)	Reading (dBuV)	Correct Factor (dB/m)	Result (dBuV/m)	Limit (dBuV/m)	Margin (dB)	Remark
1	5367.200	58.80	0.32	59.12	74.00	-14.88	peak
2	5460.000	56.24	0.51	56.75	74.00	-17.25	peak
3	5470.000	55.96	0.52	56.48	68.20	-11.72	peak
4	5717.600	109.45	1.16	110.61	68.20	42.41	peak
5	5850.000	57.65	1.52	59.17	68.20	-9.03	peak
6	5906.400	59.39	1.67	61.06	68.20	-7.14	peak

Note:1.Result (dBuV/m) = Correct Factor (dB/m) + Reading(dBuV).

2.Correction factor (dB/m) = Antenna Factor (dB/m) + Cable loss (dB) – Pre-Amplifier gain (dB).

3.When the peak results are less than average limit, so not need to evaluate the average.

Standard:	FCC Part 15.407	Test Distance:	3 m
Test item:	Band edge		
Frequency:	5745 MHz		
Mode:	802.11a		
Ant.Polar.:	Horizontal		





Standard:	FCC Part 15.407	Test Distance:	3 m
Test item:	Band edge		
Frequency:	5745 MHz		
Mode:	802.11a		
Ant.Polar.:	Horizontal		

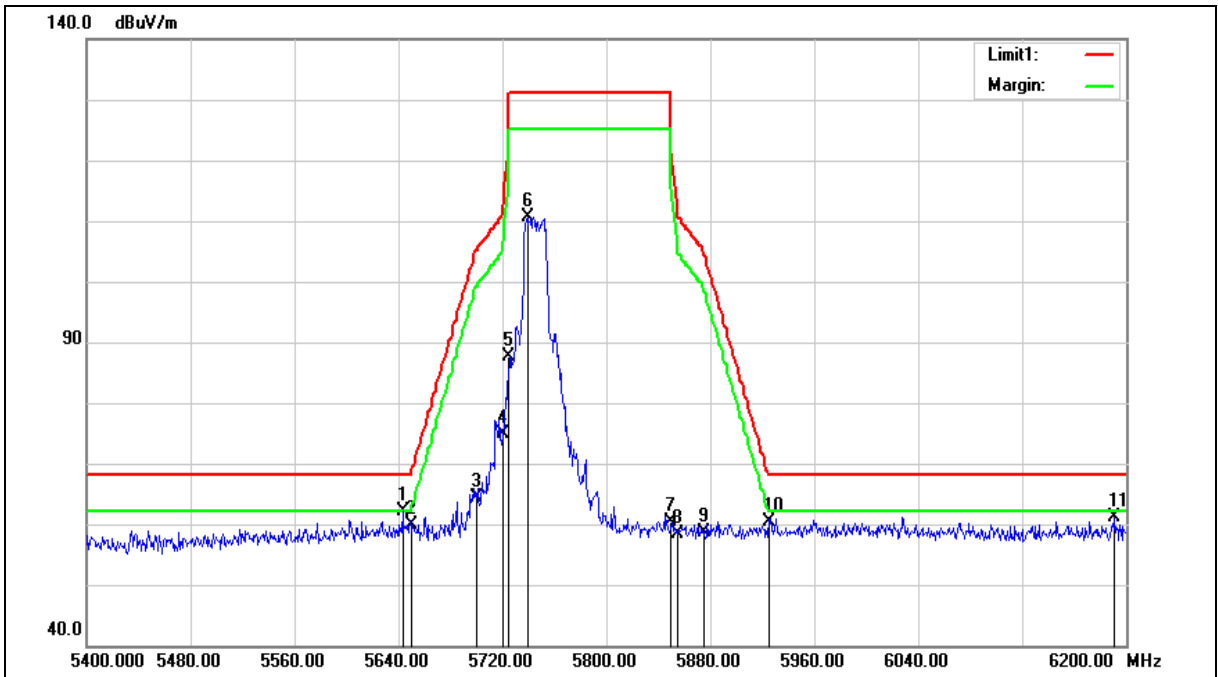
No.	Frequency (MHz)	Reading (dBuV)	Correct Factor (dB/m)	Result (dBuV/m)	Limit (dBuV/m)	Margin (dB)	Remark
1	5630.400	62.32	0.93	63.25	68.20	-4.95	peak
2	5650.000	61.50	0.97	62.47	68.20	-5.73	peak
3	5700.000	71.45	1.11	72.56	105.20	-32.64	peak
4	5720.000	77.36	1.17	78.53	110.80	-32.27	peak
5	5725.000	89.82	1.18	91.00	122.20	-31.20	peak
6	5743.200	118.03	1.22	119.25	131.20	-11.95	peak
7	5850.000	58.10	1.52	59.62	122.20	-62.58	peak
8	5855.000	57.71	1.53	59.24	110.80	-51.56	peak
9	5875.000	58.00	1.59	59.59	105.20	-45.61	peak
10	5925.000	58.44	1.72	60.16	68.20	-8.04	peak
11	5933.600	59.74	1.74	61.48	68.20	-6.72	peak

Note:1.Result (dBuV/m) = Correct Factor (dB/m) + Reading(dBuV).

2.Correction factor (dB/m) = Antenna Factor (dB/m) + Cable loss (dB) – Pre-Amplifier gain (dB).

3.When the peak results are less than average limit, so not need to evaluate the average.

Standard:	FCC Part 15.407	Test Distance:	3 m
Test item:	Band edge		
Frequency:	5745 MHz		
Mode:	802.11a		
Ant.Polar.:	Vertical		



Standard:	FCC Part 15.407	Test Distance:	3 m
Test item:	Band edge		
Frequency:	5745 MHz		
Mode:	802.11a		
Ant.Polar.:	Vertical		

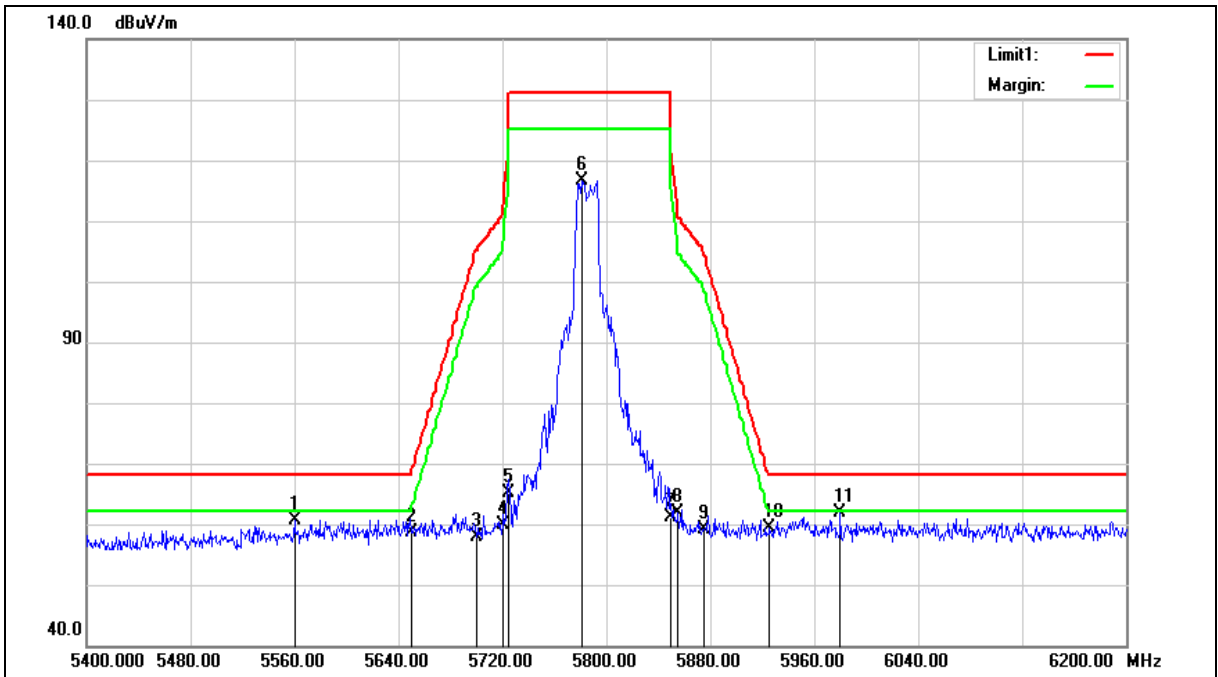
No.	Frequency (MHz)	Reading (dBuV)	Correct Factor (dB/m)	Result (dBuV/m)	Limit (dBuV/m)	Margin (dB)	Remark
1	5643.200	61.25	0.96	62.21	68.20	-5.99	peak
2	5650.000	58.95	0.97	59.92	68.20	-8.28	peak
3	5700.000	63.24	1.11	64.35	105.20	-40.85	peak
4	5720.000	73.59	1.17	74.76	110.80	-36.04	peak
5	5725.000	86.48	1.18	87.66	122.20	-34.54	peak
6	5739.200	109.44	1.22	110.66	131.20	-20.54	peak
7	5850.000	58.76	1.52	60.28	122.20	-61.92	peak
8	5855.000	56.76	1.53	58.29	110.80	-52.51	peak
9	5875.000	57.01	1.59	58.60	105.20	-46.60	peak
10	5925.000	58.63	1.72	60.35	68.20	-7.85	peak
11	6191.200	58.51	2.65	61.16	68.20	-7.04	peak

Note:1.Result (dBuV/m) = Correct Factor (dB/m) + Reading(dBuV).

2.Correction factor (dB/m) = Antenna Factor (dB/m) + Cable loss (dB) – Pre-Amplifier gain (dB).

3.When the peak results are less than average limit, so not need to evaluate the average.

Standard:	FCC Part 15.407	Test Distance:	3 m
Test item:	Band edge		
Frequency:	5785 MHz		
Mode:	802.11a		
Ant.Polar.:	Horizontal		



Standard:	FCC Part 15.407	Test Distance:	3 m
Test item:	Band edge		
Frequency:	5785 MHz		
Mode:	802.11a		
Ant.Polar.:	Horizontal		

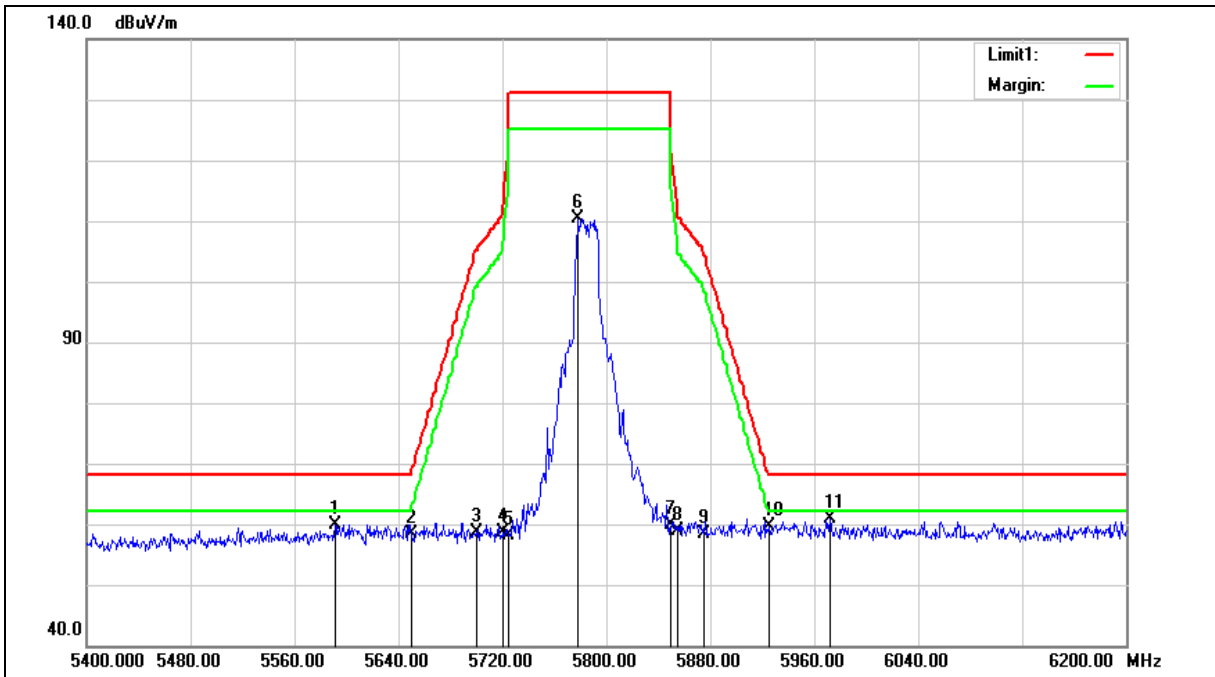
No.	Frequency (MHz)	Reading (dBuV)	Correct Factor (dB/m)	Result (dBuV/m)	Limit (dBuV/m)	Margin (dB)	Remark
1	5560.000	59.97	0.74	60.71	68.20	-7.49	peak
2	5650.000	57.56	0.97	58.53	68.20	-9.67	peak
3	5700.000	56.86	1.11	57.97	105.20	-47.23	peak
4	5720.000	58.68	1.17	59.85	110.80	-50.95	peak
5	5725.000	63.87	1.18	65.05	122.20	-57.15	peak
6	5780.800	115.30	1.33	116.63	131.20	-14.57	peak
7	5850.000	59.64	1.52	61.16	122.20	-61.04	peak
8	5855.000	60.32	1.53	61.85	110.80	-48.95	peak
9	5875.000	57.60	1.59	59.19	105.20	-46.01	peak
10	5925.000	57.57	1.72	59.29	68.20	-8.91	peak
11	5980.000	59.94	1.87	61.81	68.20	-6.39	peak

Note:1.Result (dBuV/m) = Correct Factor (dB/m) + Reading(dBuV).

2.Correction factor (dB/m) = Antenna Factor (dB/m) + Cable loss (dB) – Pre-Amplifier gain (dB).

3.When the peak results are less than average limit, so not need to evaluate the average.

Standard:	FCC Part 15.407	Test Distance:	3 m
Test item:	Band edge		
Frequency:	5785 MHz		
Mode:	802.11a		
Ant.Polar.:	Vertical		



Standard:	FCC Part 15.407	Test Distance:	3 m
Test item:	Band edge		
Frequency:	5785 MHz		
Mode:	802.11a		
Ant.Polar.:	Vertical		

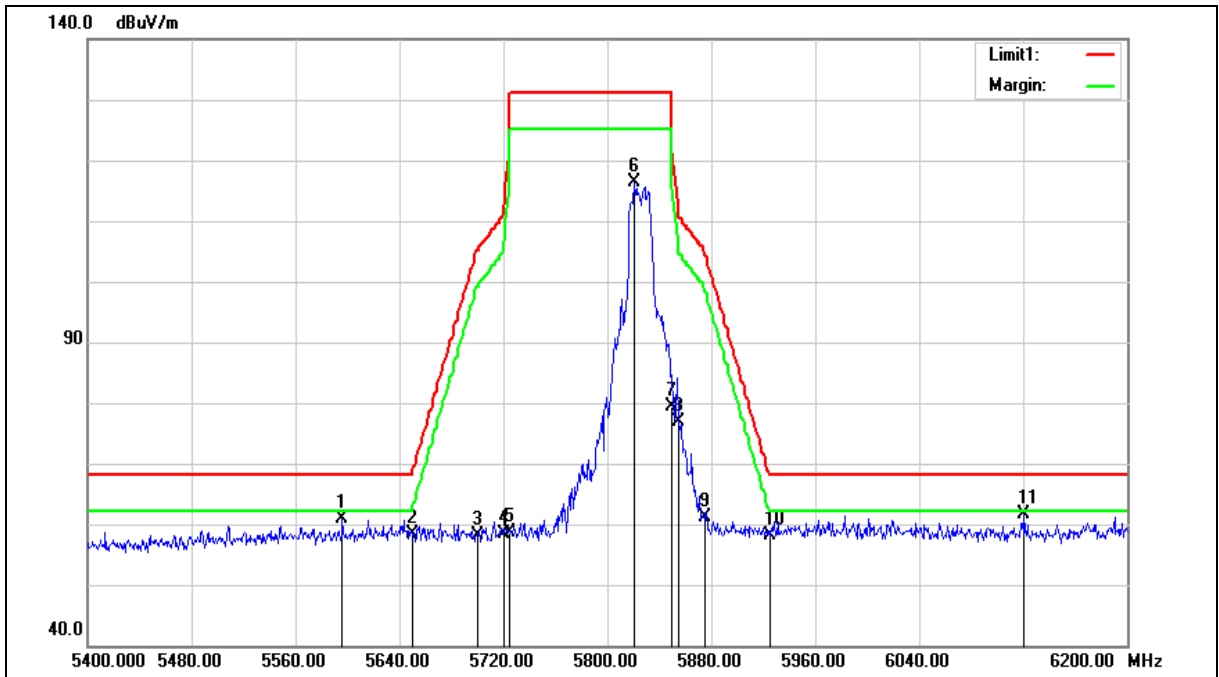
No.	Frequency (MHz)	Reading (dBuV)	Correct Factor (dB/m)	Result (dBuV/m)	Limit (dBuV/m)	Margin (dB)	Remark
1	5591.200	59.09	0.82	59.91	68.20	-8.29	peak
2	5650.000	57.52	0.97	58.49	68.20	-9.71	peak
3	5700.000	57.40	1.11	58.51	105.20	-46.69	peak
4	5720.000	57.36	1.17	58.53	110.80	-52.27	peak
5	5725.000	57.07	1.18	58.25	122.20	-63.95	peak
6	5778.400	109.12	1.32	110.44	131.20	-20.76	peak
7	5850.000	58.46	1.52	59.98	122.20	-62.22	peak
8	5855.000	57.40	1.53	58.93	110.80	-51.87	peak
9	5875.000	56.85	1.59	58.44	105.20	-46.76	peak
10	5925.000	57.81	1.72	59.53	68.20	-8.67	peak
11	5972.000	59.05	1.85	60.90	68.20	-7.30	peak

Note:1.Result (dBuV/m) = Correct Factor (dB/m) + Reading(dBuV).

2.Correction factor (dB/m) = Antenna Factor (dB/m) + Cable loss (dB) – Pre-Amplifier gain (dB).

3.When the peak results are less than average limit, so not need to evaluate the average.

Standard:	FCC Part 15.407	Test Distance:	3 m
Test item:	Band edge		
Frequency:	5825 MHz		
Mode:	802.11a		
Ant.Polar.:	Horizontal		





Standard:	FCC Part 15.407	Test Distance:	3 m
Test item:	Band edge		
Frequency:	5825 MHz		
Mode:	802.11a		
Ant.Polar.:	Horizontal		

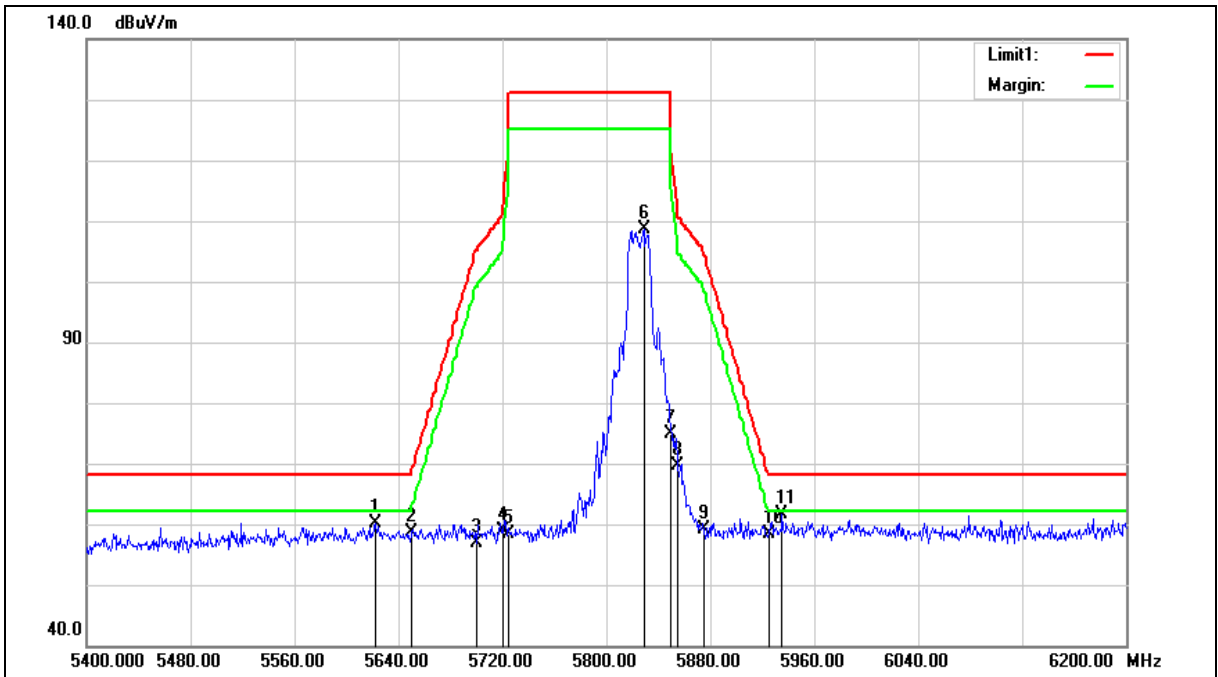
No.	Frequency (MHz)	Reading (dBuV)	Correct Factor (dB/m)	Result (dBuV/m)	Limit (dBuV/m)	Margin (dB)	Remark
1	5596.000	60.01	0.84	60.85	68.20	-7.35	peak
2	5650.000	57.29	0.97	58.26	68.20	-9.94	peak
3	5700.000	56.90	1.11	58.01	105.20	-47.19	peak
4	5720.000	57.11	1.17	58.28	110.80	-52.52	peak
5	5725.000	57.35	1.18	58.53	122.20	-63.67	peak
6	5820.800	114.86	1.43	116.29	131.20	-14.91	peak
7	5850.000	77.90	1.52	79.42	122.20	-42.78	peak
8	5855.000	75.32	1.53	76.85	110.80	-33.95	peak
9	5875.000	59.63	1.59	61.22	105.20	-43.98	peak
10	5925.000	56.47	1.72	58.19	68.20	-10.01	peak
11	6120.800	59.15	2.38	61.53	68.20	-6.67	peak

Note:1.Result (dBuV/m) = Correct Factor (dB/m) + Reading(dBuV).

2.Correction factor (dB/m) = Antenna Factor (dB/m) + Cable loss (dB) – Pre-Amplifier gain (dB).

3.When the peak results are less than average limit, so not need to evaluate the average.

Standard:	FCC Part 15.407	Test Distance:	3 m
Test item:	Band edge		
Frequency:	5825 MHz		
Mode:	802.11a		
Ant.Polar.:	Vertical		



Standard:	FCC Part 15.407	Test Distance:	3 m
Test item:	Band edge		
Frequency:	5825 MHz		
Mode:	802.11a		
Ant.Polar.:	Vertical		

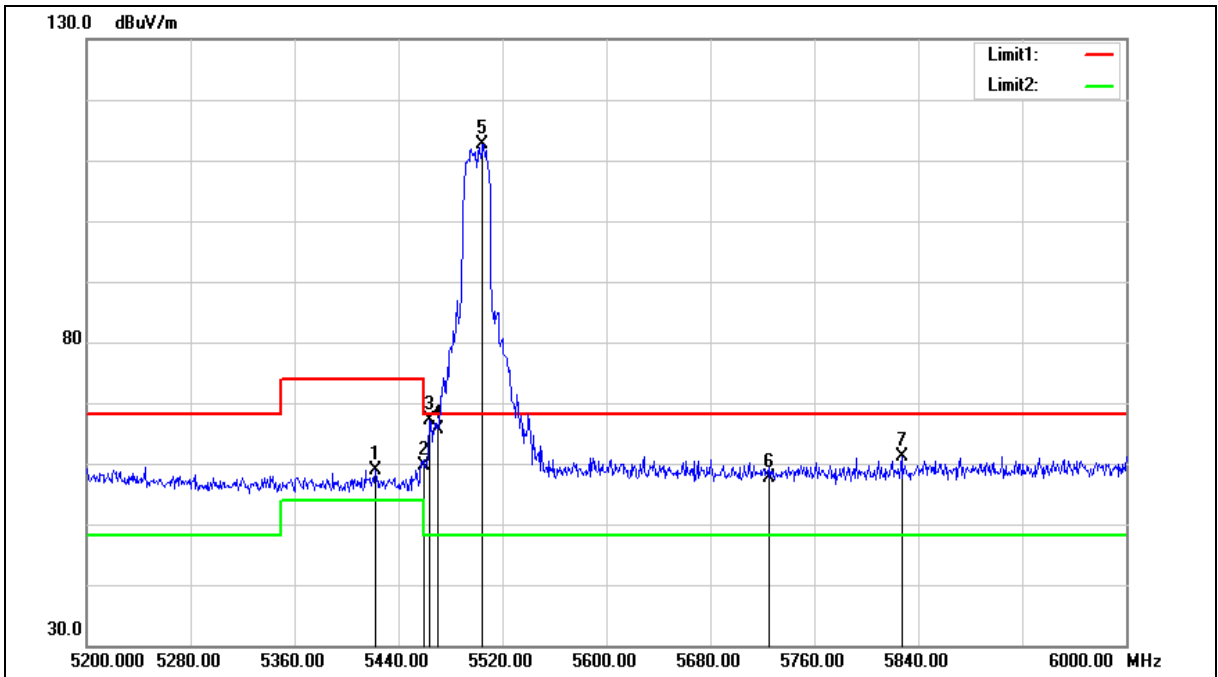
No.	Frequency (MHz)	Reading (dBuV)	Correct Factor (dB/m)	Result (dBuV/m)	Limit (dBuV/m)	Margin (dB)	Remark
1	5622.400	59.14	0.90	60.04	68.20	-8.16	peak
2	5650.000	57.70	0.97	58.67	68.20	-9.53	peak
3	5700.000	55.76	1.11	56.87	105.20	-48.33	peak
4	5720.000	57.63	1.17	58.80	110.80	-52.00	peak
5	5725.000	57.17	1.18	58.35	122.20	-63.85	peak
6	5828.800	107.05	1.46	108.51	131.20	-22.69	peak
7	5850.000	73.31	1.52	74.83	122.20	-47.37	peak
8	5855.000	68.08	1.53	69.61	110.80	-41.19	peak
9	5875.000	57.56	1.59	59.15	105.20	-46.05	peak
10	5925.000	56.67	1.72	58.39	68.20	-9.81	peak
11	5935.200	59.85	1.74	61.59	68.20	-6.61	peak

Note:1.Result (dBuV/m) = Correct Factor (dB/m) + Reading(dBuV).

2.Correction factor (dB/m) = Antenna Factor (dB/m) + Cable loss (dB) – Pre-Amplifier gain (dB).

3.When the peak results are less than average limit, so not need to evaluate the average.

Standard:	FCC Part 15.407	Test Distance:	3 m
Test item:	Band edge		
Frequency:	5500 MHz		
Mode:	802.11ax HE20		
Ant.Polar.:	Horizontal		



Standard:	FCC Part 15.407	Test Distance:	3 m
Test item:	Band edge		
Frequency:	5500 MHz		
Mode:	802.11ax HE20		
Ant.Polar.:	Horizontal		

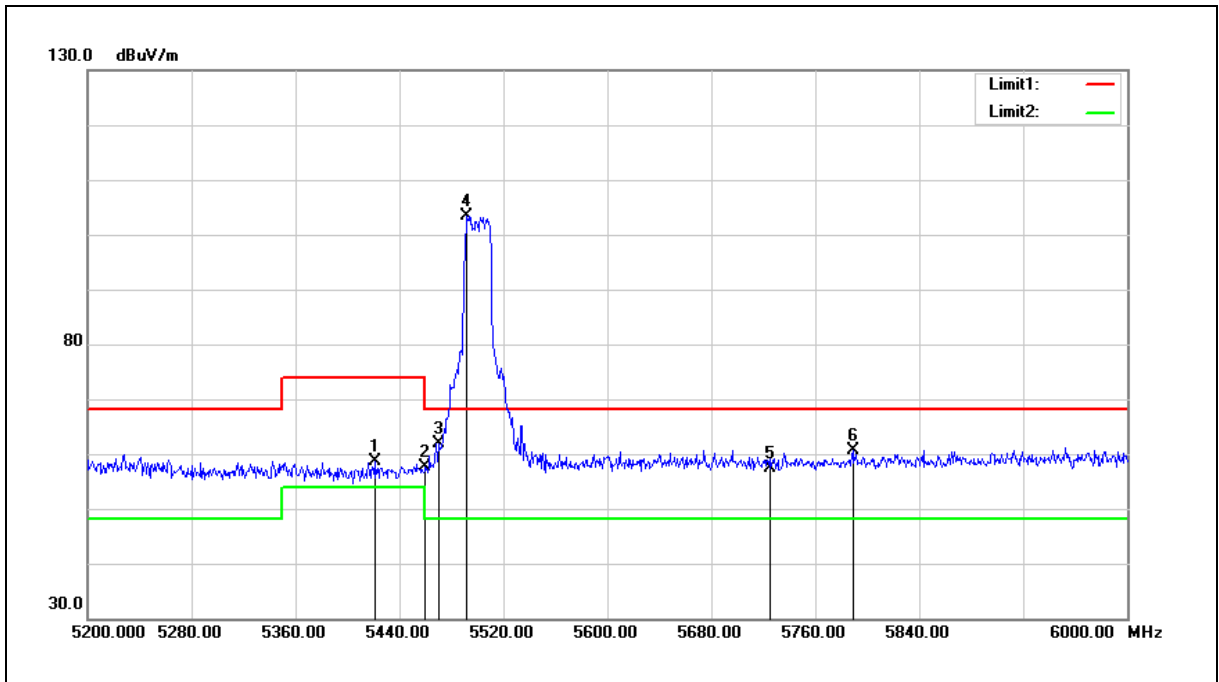
No.	Frequency (MHz)	Reading (dBuV)	Correct Factor (dB/m)	Result (dBuV/m)	Limit (dBuV/m)	Margin (dB)	Remark
1	5422.400	58.50	0.43	58.93	74.00	-15.07	peak
2	5460.000	59.09	0.51	59.60	74.00	-14.40	peak
3	5464.000	66.50	0.51	67.01	68.20	-1.19	peak
4	5470.000	65.06	0.52	65.58	68.20	-2.62	peak
5	5504.800	112.02	0.59	112.61	68.20	44.41	peak
6	5725.000	56.54	1.18	57.72	68.20	-10.48	peak
7	5827.200	59.68	1.45	61.13	68.20	-7.07	peak

Note:1.Result (dBuV/m) = Correct Factor (dB/m) + Reading(dBuV).

2.Correction factor (dB/m) = Antenna Factor (dB/m) + Cable loss (dB) – Pre-Amplifier gain (dB).

3.When the peak results are less than average limit, so not need to evaluate the average.

Standard:	FCC Part 15.407	Test Distance:	3 m
Test item:	Band edge		
Frequency:	5500 MHz		
Mode:	802.11ax HE20		
Ant.Polar.:	Vertical		



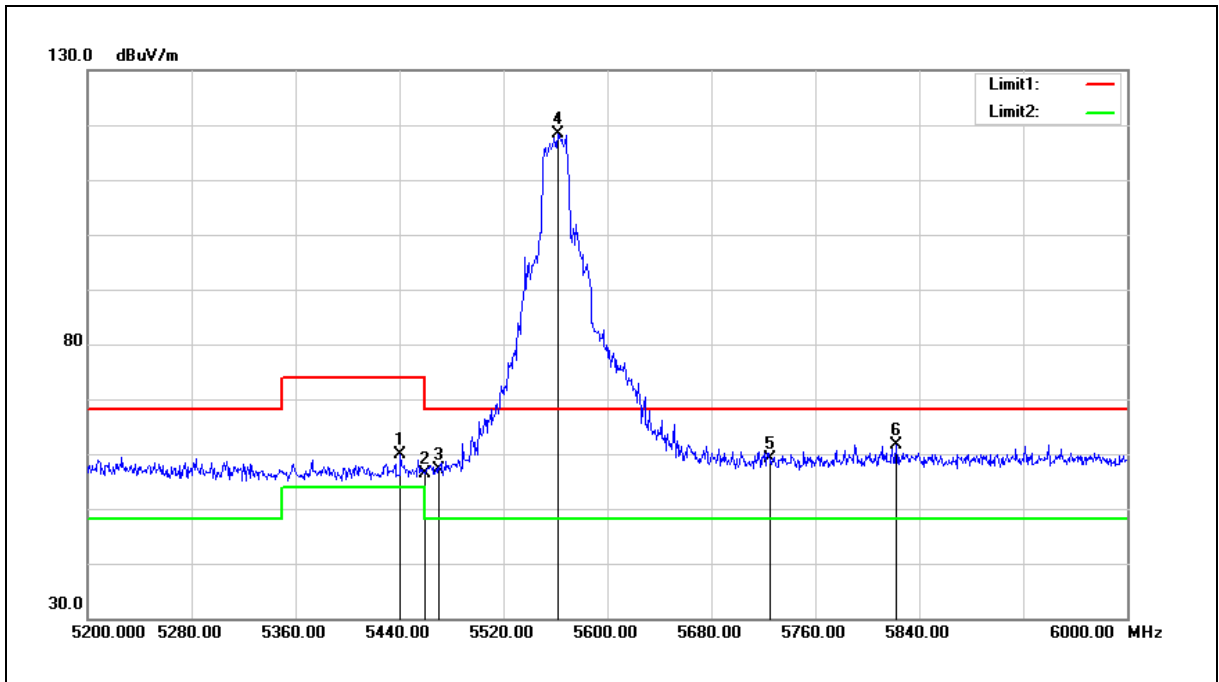
No.	Frequency (MHz)	Reading (dBuV)	Correct Factor (dB/m)	Result (dBuV/m)	Limit (dBuV/m)	Margin (dB)	Remark
1	5420.800	58.30	0.43	58.73	74.00	-15.27	peak
2	5460.000	57.22	0.51	57.73	74.00	-16.27	peak
3	5470.000	61.46	0.52	61.98	68.20	-6.22	peak
4	5492.000	102.91	0.56	103.47	68.20	35.27	peak
5	5725.000	56.13	1.18	57.31	68.20	-10.89	peak
6	5788.800	59.37	1.36	60.73	68.20	-7.47	peak

Note:1.Result (dBuV/m) = Correct Factor (dB/m) + Reading(dBuV).

2.Correction factor (dB/m) = Antenna Factor (dB/m) + Cable loss (dB) – Pre-Amplifier gain (dB).

3.When the peak results are less than average limit, so not need to evaluate the average.

Standard:	FCC Part 15.407	Test Distance:	3 m
Test item:	Band edge		
Frequency:	5560 MHz		
Mode:	802.11ax HE20		
Ant.Polar.:	Horizontal		



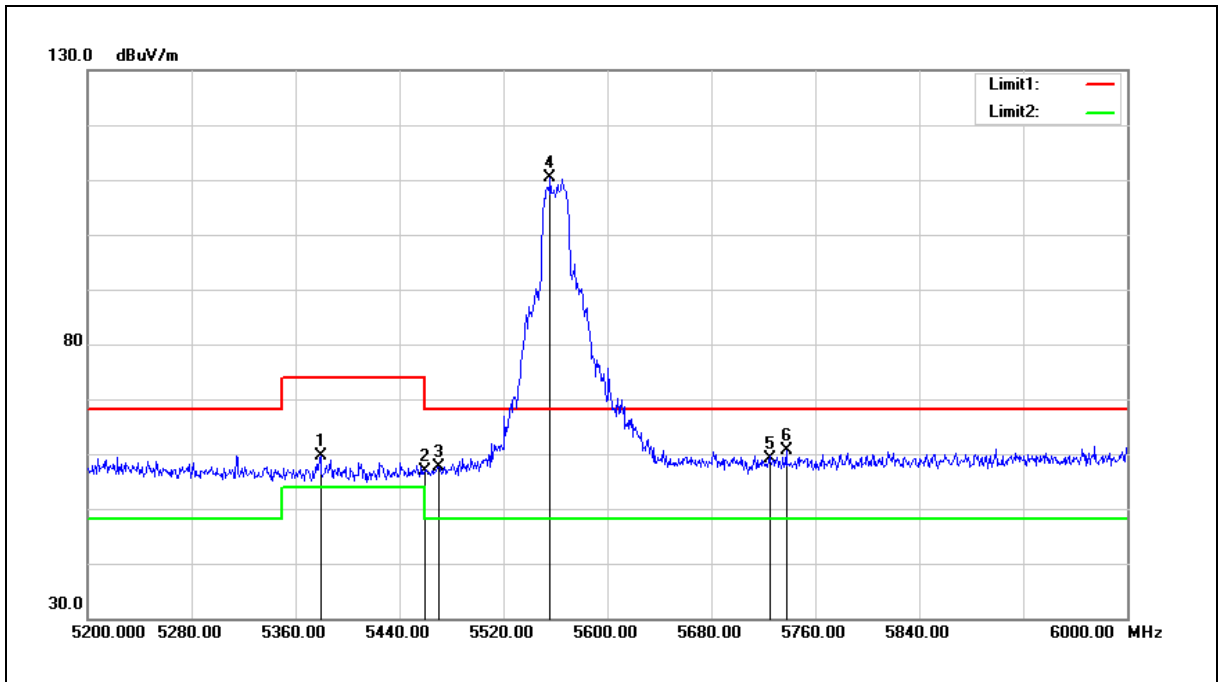
No.	Frequency (MHz)	Reading (dBuV)	Correct Factor (dB/m)	Result (dBuV/m)	Limit (dBuV/m)	Margin (dB)	Remark
1	5440.800	59.38	0.46	59.84	74.00	-14.16	peak
2	5460.000	55.84	0.51	56.35	74.00	-17.65	peak
3	5470.000	56.67	0.52	57.19	68.20	-11.01	peak
4	5561.600	117.58	0.74	118.32	68.20	50.12	peak
5	5725.000	58.01	1.18	59.19	68.20	-9.01	peak
6	5822.400	60.06	1.45	61.51	68.20	-6.69	peak

Note:1.Result (dBuV/m) = Correct Factor (dB/m) + Reading(dBuV).

2.Correction factor (dB/m) = Antenna Factor (dB/m) + Cable loss (dB) – Pre-Amplifier gain (dB).

3.When the peak results are less than average limit, so not need to evaluate the average.

Standard:	FCC Part 15.407	Test Distance:	3 m
Test item:	Band edge		
Frequency:	5560 MHz		
Mode:	802.11ax HE20		
Ant.Polar.:	Vertical		



No.	Frequency (MHz)	Reading (dBuV)	Correct Factor (dB/m)	Result (dBuV/m)	Limit (dBuV/m)	Margin (dB)	Remark
1	5379.200	59.35	0.35	59.70	74.00	-14.30	peak
2	5460.000	56.48	0.51	56.99	74.00	-17.01	peak
3	5470.000	57.06	0.52	57.58	68.20	-10.62	peak
4	5556.000	109.67	0.73	110.40	68.20	42.20	peak
5	5725.000	58.05	1.18	59.23	68.20	-8.97	peak
6	5737.600	59.36	1.22	60.58	68.20	-7.62	peak

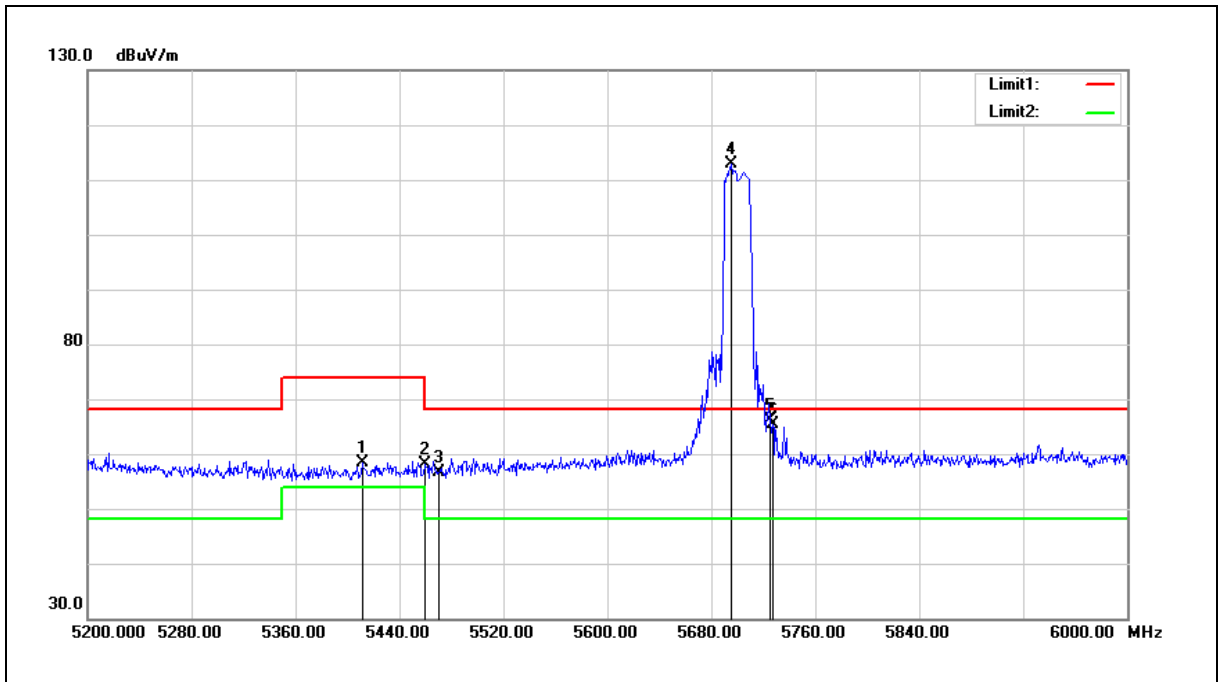
Note:1.Result (dBuV/m) = Correct Factor (dB/m) + Reading(dBuV).

2.Correction factor (dB/m) = Antenna Factor (dB/m) + Cable loss (dB) – Pre-Amplifier gain (dB).

3.When the peak results are less than average limit, so not need to evaluate the average.



Standard:	FCC Part 15.407	Test Distance:	3 m
Test item:	Band edge		
Frequency:	5700 MHz		
Mode:	802.11ax HE20		
Ant.Polar.:	Horizontal		



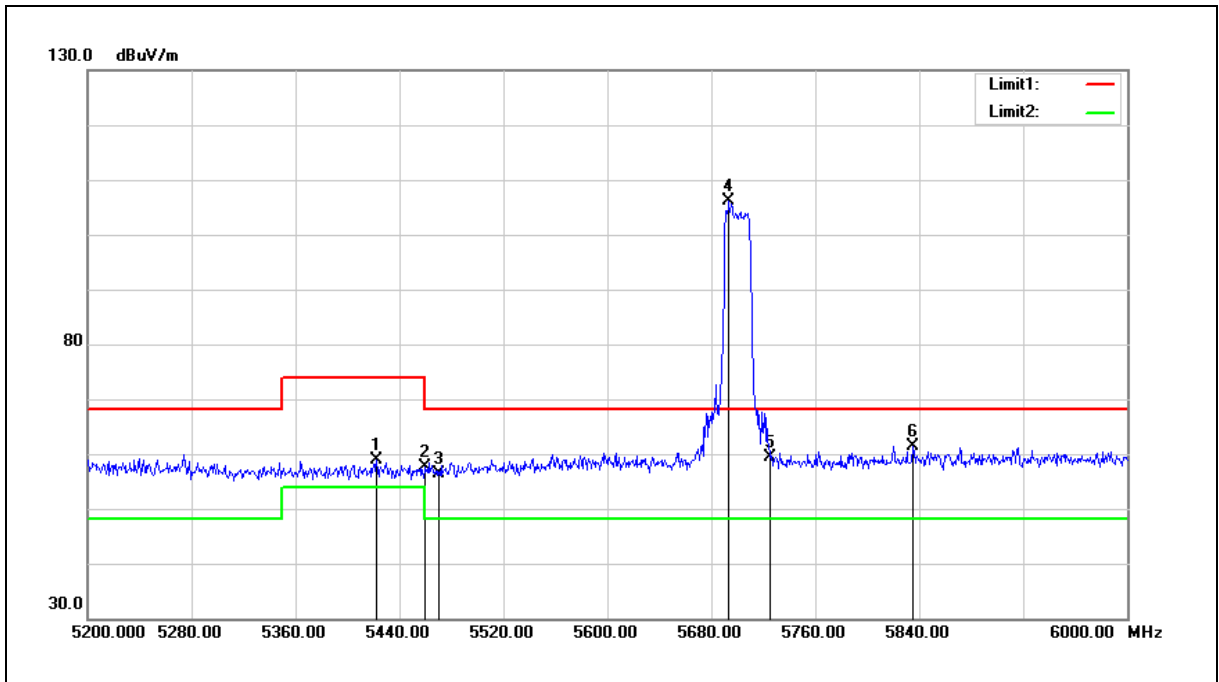
No.	Frequency (MHz)	Reading (dBuV)	Correct Factor (dB/m)	Result (dBuV/m)	Limit (dBuV/m)	Margin (dB)	Remark
1	5411.200	57.91	0.41	58.32	74.00	-15.68	peak
2	5460.000	57.63	0.51	58.14	74.00	-15.86	peak
3	5470.000	56.05	0.52	56.57	68.20	-11.63	peak
4	5695.200	111.69	1.10	112.79	68.20	44.59	peak
5	5725.000	64.99	1.18	66.17	68.20	-2.03	peak
6	5727.200	64.14	1.18	65.32	68.20	-2.88	peak

Note: 1. Result (dBuV/m) = Correct Factor (dB/m) + Reading (dBuV).

2. Correction factor (dB/m) = Antenna Factor (dB/m) + Cable loss (dB) – Pre-Amplifier gain (dB).

3. When the peak results are less than average limit, so not need to evaluate the average.

Standard:	FCC Part 15.407	Test Distance:	3 m
Test item:	Band edge		
Frequency:	5700 MHz		
Mode:	802.11ax HE20		
Ant.Polar.:	Vertical		



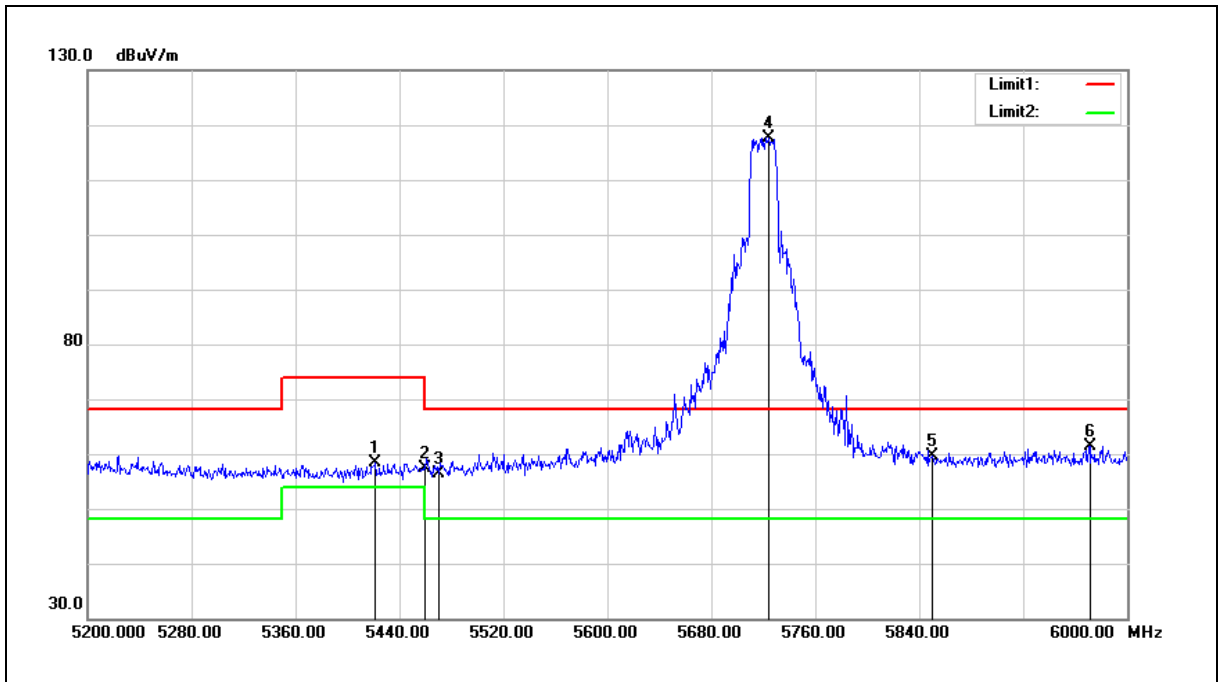
No.	Frequency (MHz)	Reading (dBuV)	Correct Factor (dB/m)	Result (dBuV/m)	Limit (dBuV/m)	Margin (dB)	Remark
1	5422.400	58.42	0.43	58.85	74.00	-15.15	peak
2	5460.000	57.05	0.51	57.56	74.00	-16.44	peak
3	5470.000	55.98	0.52	56.50	68.20	-11.70	peak
4	5693.600	105.08	1.10	106.18	68.20	37.98	peak
5	5725.000	58.32	1.18	59.50	68.20	-8.70	peak
6	5835.200	59.88	1.47	61.35	68.20	-6.85	peak

Note:1.Result (dBuV/m) = Correct Factor (dB/m) + Reading(dBuV).

2.Correction factor (dB/m) = Antenna Factor (dB/m) + Cable loss (dB) – Pre-Amplifier gain (dB).

3.When the peak results are less than average limit, so not need to evaluate the average.

Standard:	FCC Part 15.407	Test Distance:	3 m
Test item:	Band edge		
Frequency:	5720 MHz		
Mode:	802.11ax HE20		
Ant.Polar.:	Horizontal		



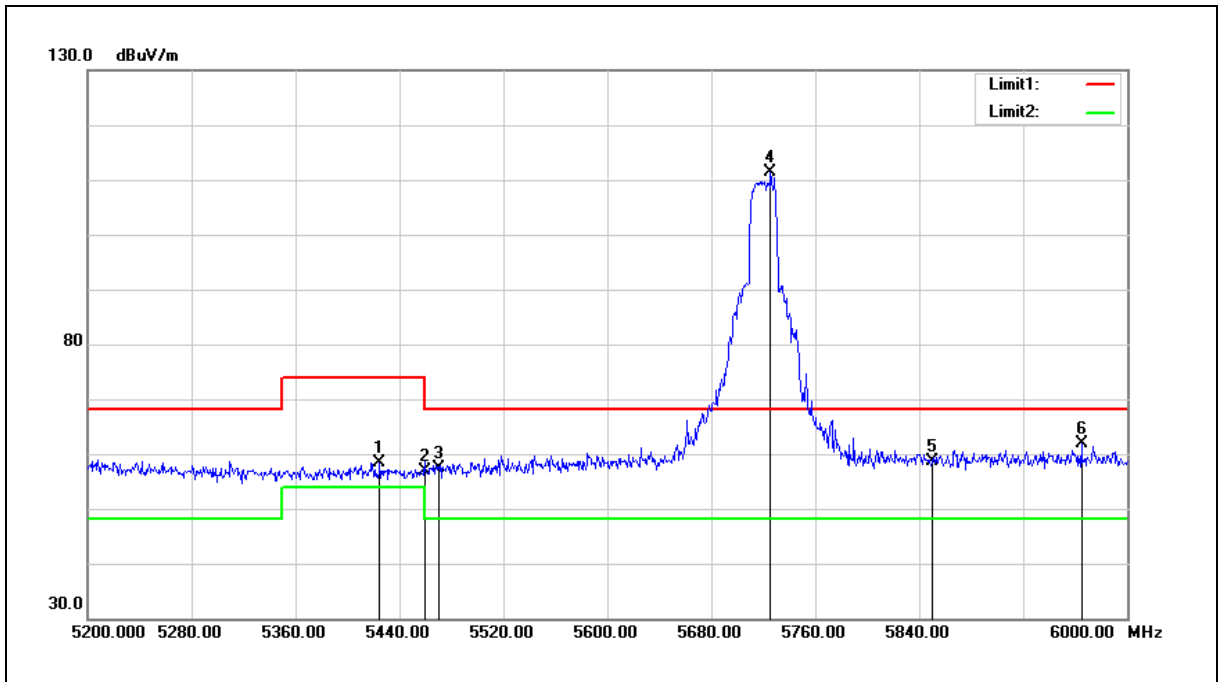
No.	Frequency (MHz)	Reading (dBuV)	Correct Factor (dB/m)	Result (dBuV/m)	Limit (dBuV/m)	Margin (dB)	Remark
1	5421.600	57.88	0.43	58.31	74.00	-15.69	peak
2	5460.000	56.95	0.51	57.46	74.00	-16.54	peak
3	5470.000	55.97	0.52	56.49	68.20	-11.71	peak
4	5724.000	116.45	1.18	117.63	68.20	49.43	peak
5	5850.000	58.14	1.52	59.66	68.20	-8.54	peak
6	5971.200	59.62	1.85	61.47	68.20	-6.73	peak

Note: 1. Result (dBuV/m) = Correct Factor (dB/m) + Reading (dBuV).

2. Correction factor (dB/m) = Antenna Factor (dB/m) + Cable loss (dB) – Pre-Amplifier gain (dB).

3. When the peak results are less than average limit, so not need to evaluate the average.

Standard:	FCC Part 15.407	Test Distance:	3 m
Test item:	Band edge		
Frequency:	5720 MHz		
Mode:	802.11ax HE20		
Ant.Polar.:	Vertical		



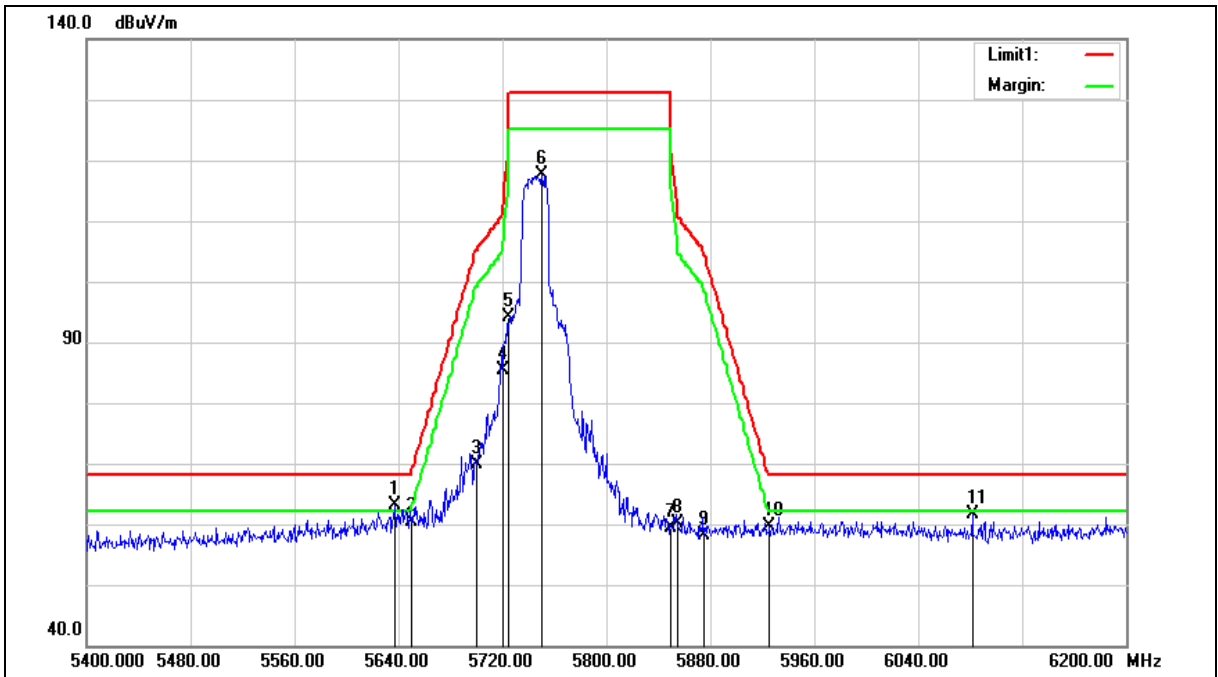
No.	Frequency (MHz)	Reading (dBuV)	Correct Factor (dB/m)	Result (dBuV/m)	Limit (dBuV/m)	Margin (dB)	Remark
1	5424.800	57.99	0.43	58.42	74.00	-15.58	peak
2	5460.000	56.42	0.51	56.93	74.00	-17.07	peak
3	5470.000	56.77	0.52	57.29	68.20	-10.91	peak
4	5725.600	110.27	1.18	111.45	68.20	43.25	peak
5	5850.000	57.22	1.52	58.74	68.20	-9.46	peak
6	5964.800	59.98	1.82	61.80	68.20	-6.40	peak

Note: 1. Result (dBuV/m) = Correct Factor (dB/m) + Reading (dBuV).

2. Correction factor (dB/m) = Antenna Factor (dB/m) + Cable loss (dB) – Pre-Amplifier gain (dB).

3. When the peak results are less than average limit, so not need to evaluate the average.

Standard:	FCC Part 15.407	Test Distance:	3 m
Test item:	Band edge		
Frequency:	5745 MHz		
Mode:	802.11ax HE20		
Ant.Polar.:	Horizontal		



Standard:	FCC Part 15.407	Test Distance:	3 m
Test item:	Band edge		
Frequency:	5745 MHz		
Mode:	802.11ax HE20		
Ant.Polar.:	Horizontal		

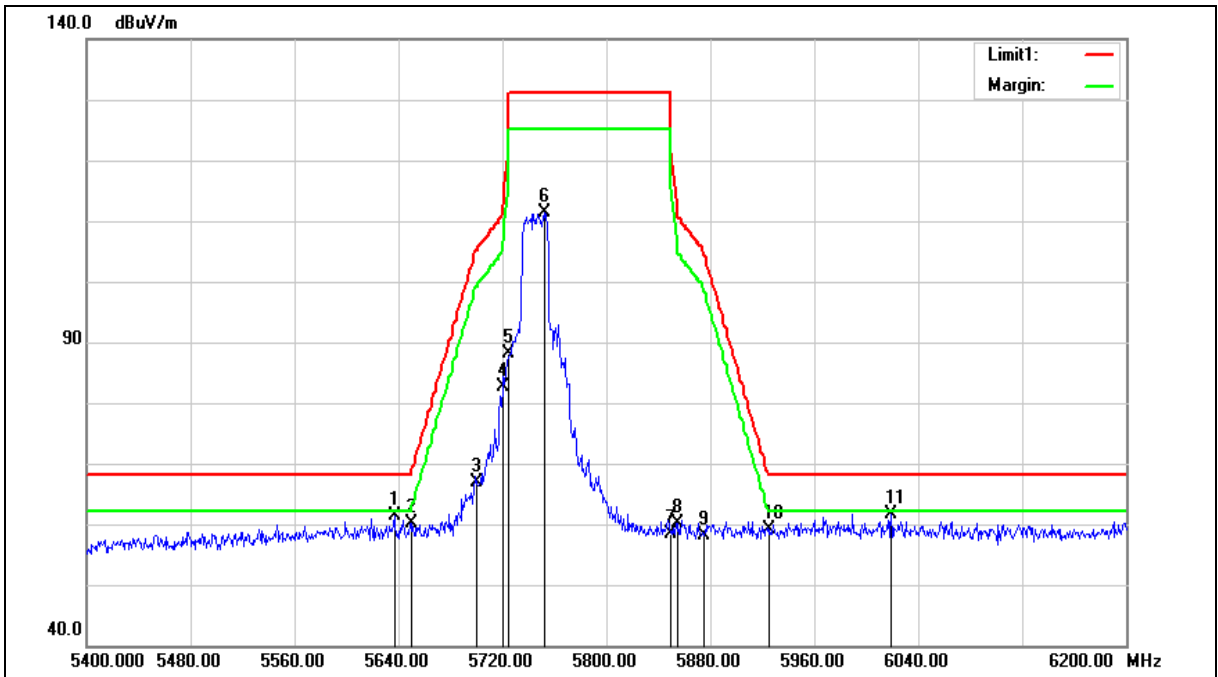
No.	Frequency (MHz)	Reading (dBuV)	Correct Factor (dB/m)	Result (dBuV/m)	Limit (dBuV/m)	Margin (dB)	Remark
1	5637.600	62.12	0.95	63.07	68.20	-5.13	peak
2	5650.000	59.52	0.97	60.49	68.20	-7.71	peak
3	5700.000	68.70	1.11	69.81	105.20	-35.39	peak
4	5720.000	84.17	1.17	85.34	110.80	-25.46	peak
5	5725.000	92.88	1.18	94.06	122.20	-28.14	peak
6	5750.400	116.42	1.25	117.67	131.20	-13.53	peak
7	5850.000	57.80	1.52	59.32	122.20	-62.88	peak
8	5855.000	58.56	1.53	60.09	110.80	-50.71	peak
9	5875.000	56.58	1.59	58.17	105.20	-47.03	peak
10	5925.000	57.87	1.72	59.59	68.20	-8.61	peak
11	6081.600	59.29	2.23	61.52	68.20	-6.68	peak

Note:1.Result (dBuV/m) = Correct Factor (dB/m) + Reading(dBuV).

2.Correction factor (dB/m) = Antenna Factor (dB/m) + Cable loss (dB) – Pre-Amplifier gain (dB).

3.When the peak results are less than average limit, so not need to evaluate the average.

Standard:	FCC Part 15.407	Test Distance:	3 m
Test item:	Band edge		
Frequency:	5745 MHz		
Mode:	802.11ax HE20		
Ant.Polar.:	Vertical		



Standard:	FCC Part 15.407	Test Distance:	3 m
Test item:	Band edge		
Frequency:	5745 MHz		
Mode:	802.11ax HE20		
Ant.Polar.:	Vertical		

No.	Frequency (MHz)	Reading (dBuV)	Correct Factor (dB/m)	Result (dBuV/m)	Limit (dBuV/m)	Margin (dB)	Remark
1	5636.800	60.52	0.93	61.45	68.20	-6.75	peak
2	5650.000	59.11	0.97	60.08	68.20	-8.12	peak
3	5700.000	65.77	1.11	66.88	105.20	-38.32	peak
4	5720.000	81.51	1.17	82.68	110.80	-28.12	peak
5	5725.000	86.86	1.18	88.04	122.20	-34.16	peak
6	5752.000	110.11	1.25	111.36	131.20	-19.84	peak
7	5850.000	56.88	1.52	58.40	122.20	-63.80	peak
8	5855.000	58.71	1.53	60.24	110.80	-50.56	peak
9	5875.000	56.54	1.59	58.13	105.20	-47.07	peak
10	5925.000	57.30	1.72	59.02	68.20	-9.18	peak
11	6019.200	59.65	1.99	61.64	68.20	-6.56	peak

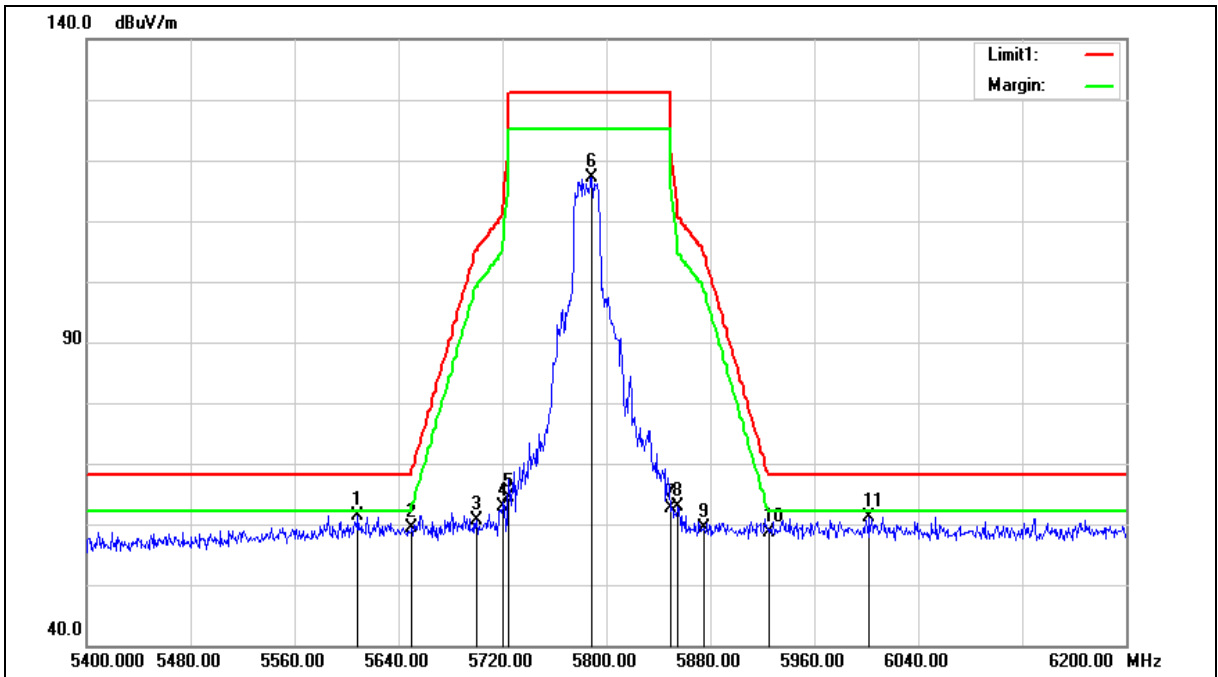
Note:1.Result (dBuV/m) = Correct Factor (dB/m) + Reading(dBuV).

2.Correction factor (dB/m) = Antenna Factor (dB/m) + Cable loss (dB) – Pre-Amplifier gain (dB).

3.When the peak results are less than average limit, so not need to evaluate the average.



Standard:	FCC Part 15.407	Test Distance:	3 m
Test item:	Band edge		
Frequency:	5785 MHz		
Mode:	802.11ax HE20		
Ant.Polar.:	Horizontal		



Standard:	FCC Part 15.407	Test Distance:	3 m
Test item:	Band edge		
Frequency:	5785 MHz		
Mode:	802.11ax HE20		
Ant.Polar.:	Horizontal		

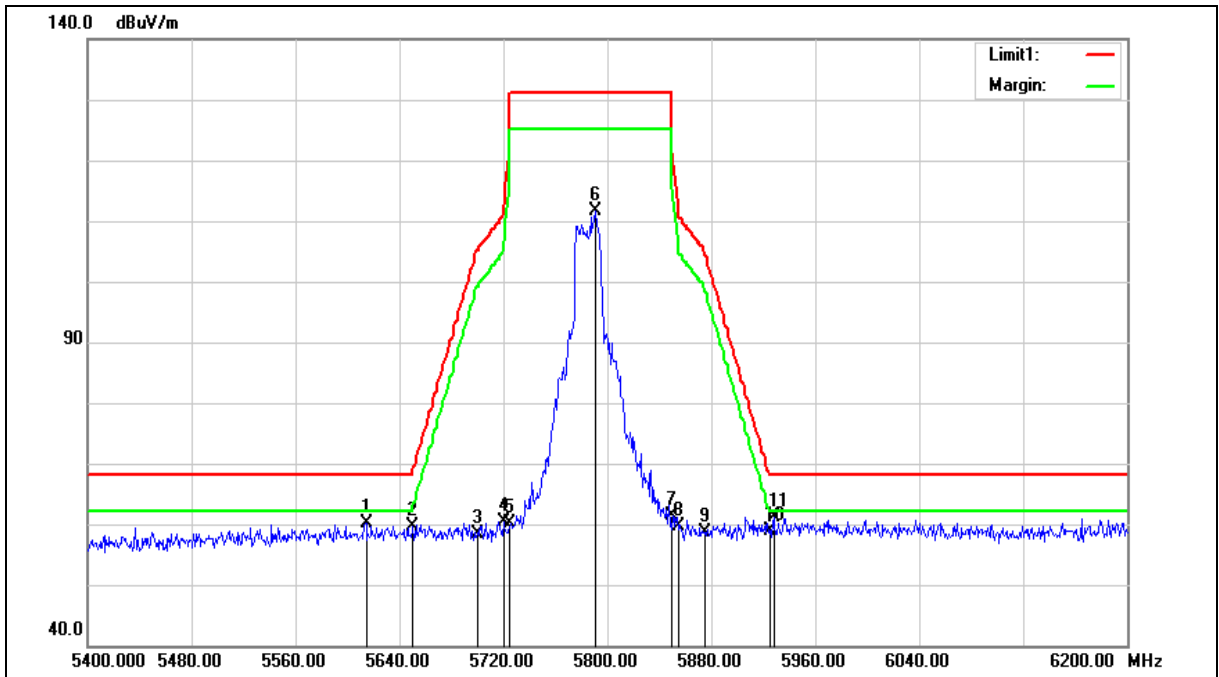
No.	Frequency (MHz)	Reading (dBuV)	Correct Factor (dB/m)	Result (dBuV/m)	Limit (dBuV/m)	Margin (dB)	Remark
1	5608.800	60.61	0.86	61.47	68.20	-6.73	peak
2	5650.000	58.47	0.97	59.44	68.20	-8.76	peak
3	5700.000	59.46	1.11	60.57	105.20	-44.63	peak
4	5720.000	61.72	1.17	62.89	110.80	-47.91	peak
5	5725.000	63.19	1.18	64.37	122.20	-57.83	peak
6	5788.800	115.76	1.36	117.12	131.20	-14.08	peak
7	5850.000	61.08	1.52	62.60	122.20	-59.60	peak
8	5855.000	61.42	1.53	62.95	110.80	-47.85	peak
9	5875.000	57.81	1.59	59.40	105.20	-45.80	peak
10	5925.000	57.02	1.72	58.74	68.20	-9.46	peak
11	6002.400	59.24	1.93	61.17	68.20	-7.03	peak

Note:1.Result (dBuV/m) = Correct Factor (dB/m) + Reading(dBuV).

2.Correction factor (dB/m) = Antenna Factor (dB/m) + Cable loss (dB) – Pre-Amplifier gain (dB).

3.When the peak results are less than average limit, so not need to evaluate the average.

Standard:	FCC Part 15.407	Test Distance:	3 m
Test item:	Band edge		
Frequency:	5785 MHz		
Mode:	802.11ax HE20		
Ant.Polar.:	Vertical		



Standard:	FCC Part 15.407	Test Distance:	3 m
Test item:	Band edge		
Frequency:	5785 MHz		
Mode:	802.11ax HE20		
Ant.Polar.:	Vertical		

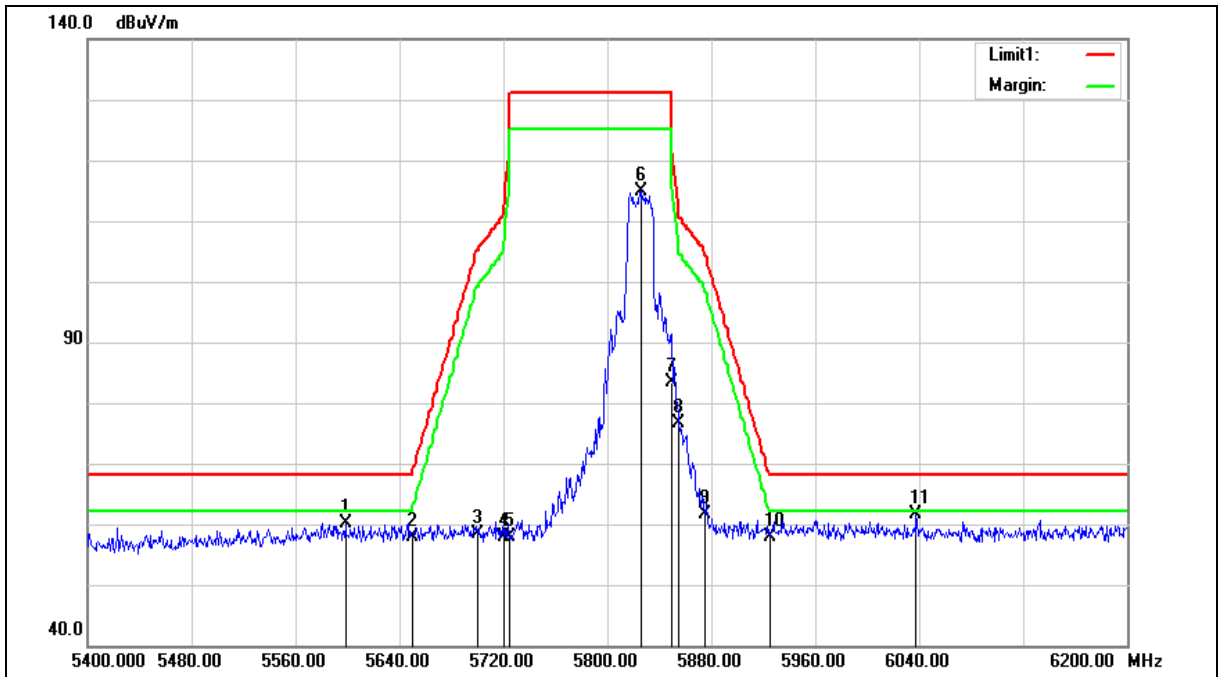
No.	Frequency (MHz)	Reading (dBuV)	Correct Factor (dB/m)	Result (dBuV/m)	Limit (dBuV/m)	Margin (dB)	Remark
1	5614.400	59.20	0.89	60.09	68.20	-8.11	peak
2	5650.000	58.55	0.97	59.52	68.20	-8.68	peak
3	5700.000	57.20	1.11	58.31	105.20	-46.89	peak
4	5720.000	59.24	1.17	60.41	110.80	-50.39	peak
5	5725.000	58.99	1.18	60.17	122.20	-62.03	peak
6	5790.400	110.33	1.36	111.69	131.20	-19.51	peak
7	5850.000	59.87	1.52	61.39	122.20	-60.81	peak
8	5855.000	58.12	1.53	59.65	110.80	-51.15	peak
9	5875.000	57.15	1.59	58.74	105.20	-46.46	peak
10	5925.000	57.18	1.72	58.90	68.20	-9.30	peak
11	5928.000	59.31	1.73	61.04	68.20	-7.16	peak

Note:1.Result (dBuV/m) = Correct Factor (dB/m) + Reading(dBuV).

2.Correction factor (dB/m) = Antenna Factor (dB/m) + Cable loss (dB) – Pre-Amplifier gain (dB).

3.When the peak results are less than average limit, so not need to evaluate the average.

Standard:	FCC Part 15.407	Test Distance:	3 m
Test item:	Band edge		
Frequency:	5825 MHz		
Mode:	802.11ax HE20		
Ant.Polar.:	Horizontal		



Standard:	FCC Part 15.407	Test Distance:	3 m
Test item:	Band edge		
Frequency:	5825 MHz		
Mode:	802.11ax HE20		
Ant.Polar.:	Horizontal		

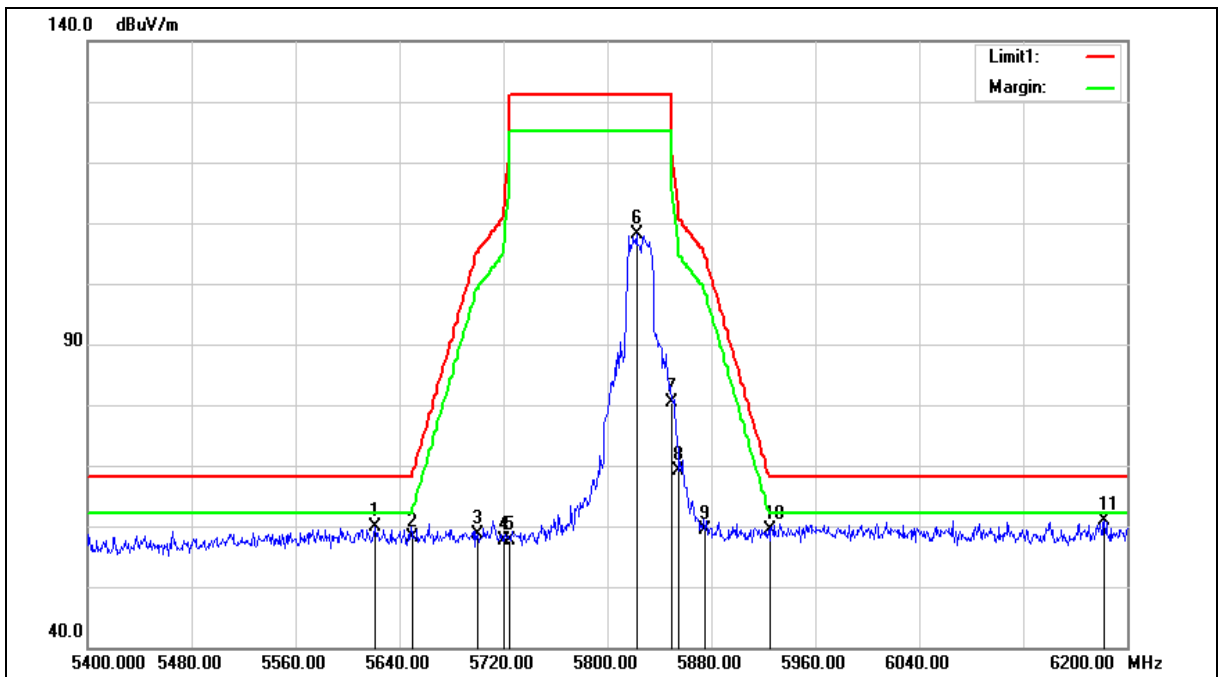
No.	Frequency (MHz)	Reading (dBuV)	Correct Factor (dB/m)	Result (dBuV/m)	Limit (dBuV/m)	Margin (dB)	Remark
1	5598.400	59.31	0.84	60.15	68.20	-8.05	peak
2	5650.000	56.86	0.97	57.83	68.20	-10.37	peak
3	5700.000	57.17	1.11	58.28	105.20	-46.92	peak
4	5720.000	56.80	1.17	57.97	110.80	-52.83	peak
5	5725.000	56.65	1.18	57.83	122.20	-64.37	peak
6	5826.400	113.43	1.45	114.88	131.20	-16.32	peak
7	5850.000	81.77	1.52	83.29	122.20	-38.91	peak
8	5855.000	75.18	1.53	76.71	110.80	-34.09	peak
9	5875.000	60.06	1.59	61.65	105.20	-43.55	peak
10	5925.000	56.16	1.72	57.88	68.20	-10.32	peak
11	6037.600	59.47	2.07	61.54	68.20	-6.66	peak

Note:1.Result (dBuV/m) = Correct Factor (dB/m) + Reading(dBuV).

2.Correction factor (dB/m) = Antenna Factor (dB/m) + Cable loss (dB) – Pre-Amplifier gain (dB).

3.When the peak results are less than average limit, so not need to evaluate the average.

Standard:	FCC Part 15.407	Test Distance:	3 m
Test item:	Band edge		
Frequency:	5825 MHz		
Mode:	802.11ax HE20		
Ant.Polar.:	Vertical		



Standard:	FCC Part 15.407	Test Distance:	3 m
Test item:	Band edge		
Frequency:	5825 MHz		
Mode:	802.11ax HE20		
Ant.Polar.:	Vertical		

No.	Frequency (MHz)	Reading (dBuV)	Correct Factor (dB/m)	Result (dBuV/m)	Limit (dBuV/m)	Margin (dB)	Remark
1	5620.800	59.09	0.89	59.98	68.20	-8.22	peak
2	5650.000	57.26	0.97	58.23	68.20	-9.97	peak
3	5700.000	57.41	1.11	58.52	105.20	-46.68	peak
4	5720.000	56.37	1.17	57.54	110.80	-53.26	peak
5	5725.000	56.53	1.18	57.71	122.20	-64.49	peak
6	5822.400	106.72	1.45	108.17	131.20	-23.03	peak
7	5850.000	78.79	1.52	80.31	122.20	-41.89	peak
8	5855.000	67.72	1.53	69.25	110.80	-41.55	peak
9	5875.000	57.72	1.59	59.31	105.20	-45.89	peak
10	5925.000	57.61	1.72	59.33	68.20	-8.87	peak
11	6182.400	58.18	2.62	60.80	68.20	-7.40	peak

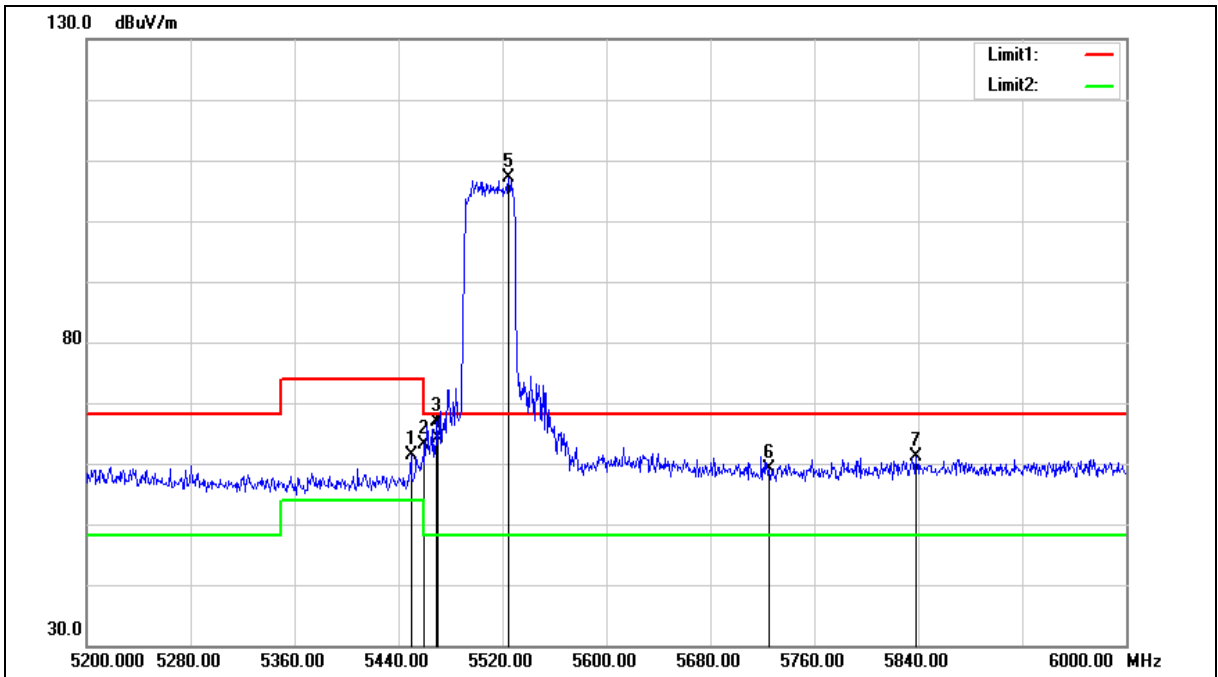
Note:1.Result (dBuV/m) = Correct Factor (dB/m) + Reading(dBuV).

2.Correction factor (dB/m) = Antenna Factor (dB/m) + Cable loss (dB) – Pre-Amplifier gain (dB).

3.When the peak results are less than average limit, so not need to evaluate the average.



Standard:	FCC Part 15.407	Test Distance:	3 m
Test item:	Band edge		
Frequency:	5510 MHz		
Mode:	802.11ax HE40		
Ant.Polar.:	Horizontal		



Standard:	FCC Part 15.407	Test Distance:	3 m
Test item:	Band edge		
Frequency:	5510 MHz		
Mode:	802.11ax HE40		
Ant.Polar.:	Horizontal		

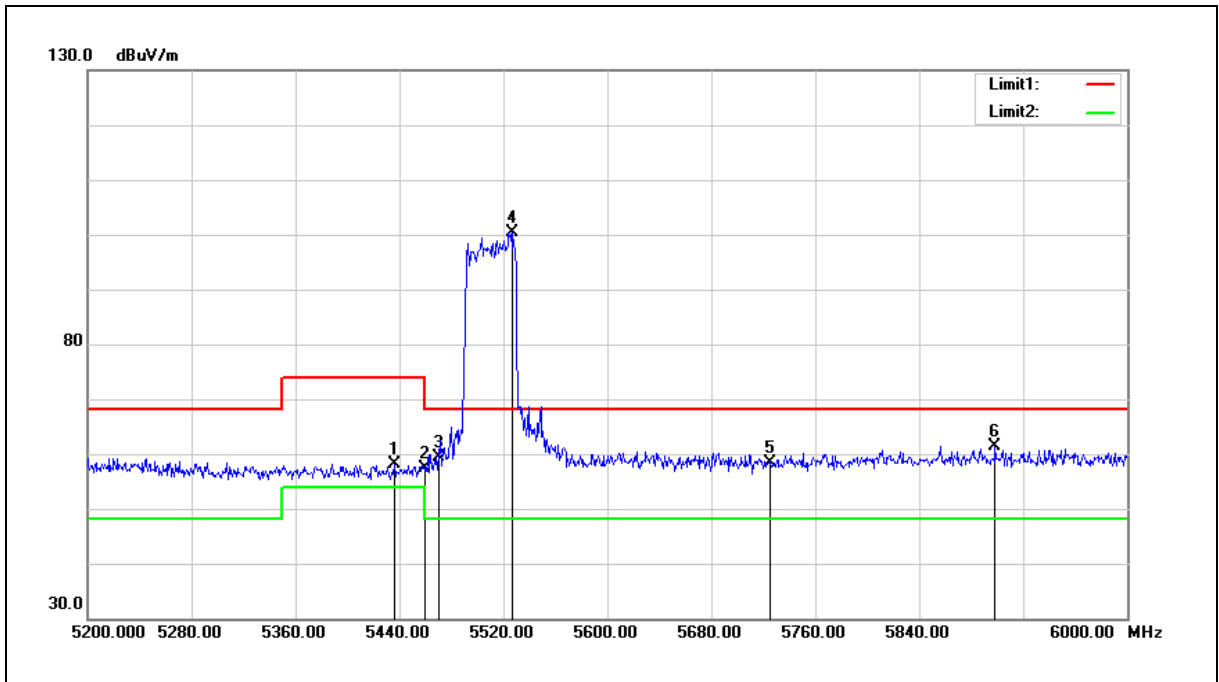
No.	Frequency (MHz)	Reading (dBuV)	Correct Factor (dB/m)	Result (dBuV/m)	Limit (dBuV/m)	Margin (dB)	Remark
1	5449.600	61.01	0.48	61.49	74.00	-12.51	peak
2	5460.000	62.70	0.51	63.21	74.00	-10.79	peak
3	5469.600	66.45	0.52	66.97	68.20	-1.23	peak
4	5470.000	63.61	0.52	64.13	68.20	-4.07	peak
5	5524.800	106.45	0.64	107.09	68.20	38.89	peak
6	5725.000	58.01	1.18	59.19	68.20	-9.01	peak
7	5838.400	59.66	1.49	61.15	68.20	-7.05	peak

Note: 1. Result (dBuV/m) = Correct Factor (dB/m) + Reading (dBuV).

2. Correction factor (dB/m) = Antenna Factor (dB/m) + Cable loss (dB) – Pre-Amplifier gain (dB).

3. When the peak results are less than average limit, so not need to evaluate the average.

Standard:	FCC Part 15.407	Test Distance:	3 m
Test item:	Band edge		
Frequency:	5510 MHz		
Mode:	802.11ax HE40		
Ant.Polar.:	Vertical		



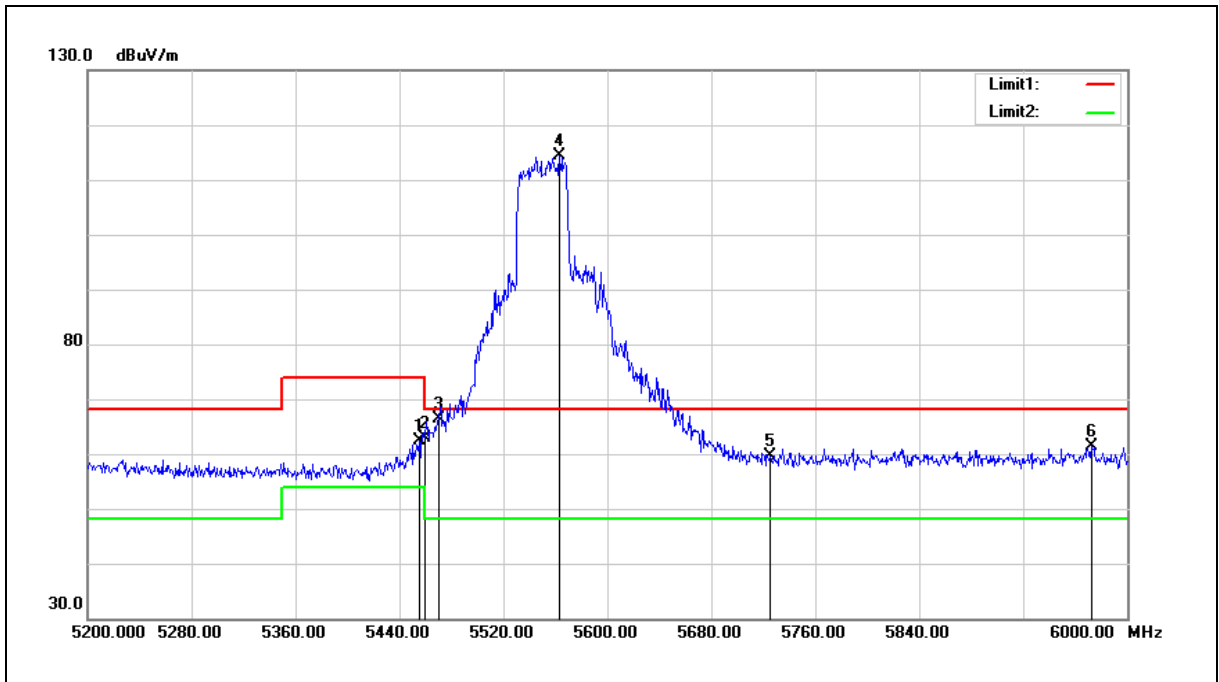
No.	Frequency (MHz)	Reading (dBuV)	Correct Factor (dB/m)	Result (dBuV/m)	Limit (dBuV/m)	Margin (dB)	Remark
1	5436.000	57.63	0.46	58.09	74.00	-15.91	peak
2	5460.000	56.88	0.51	57.39	74.00	-16.61	peak
3	5470.000	58.84	0.52	59.36	68.20	-8.84	peak
4	5527.200	99.72	0.64	100.36	68.20	32.16	peak
5	5725.000	57.26	1.18	58.44	68.20	-9.76	peak
6	5898.400	59.74	1.65	61.39	68.20	-6.81	peak

Note:1.Result (dBuV/m) = Correct Factor (dB/m) + Reading(dBuV).

2.Correction factor (dB/m) = Antenna Factor (dB/m) + Cable loss (dB) – Pre-Amplifier gain (dB).

3.When the peak results are less than average limit, so not need to evaluate the average.

Standard:	FCC Part 15.407	Test Distance:	3 m
Test item:	Band edge		
Frequency:	5550 MHz		
Mode:	802.11ax HE40		
Ant.Polar.:	Horizontal		



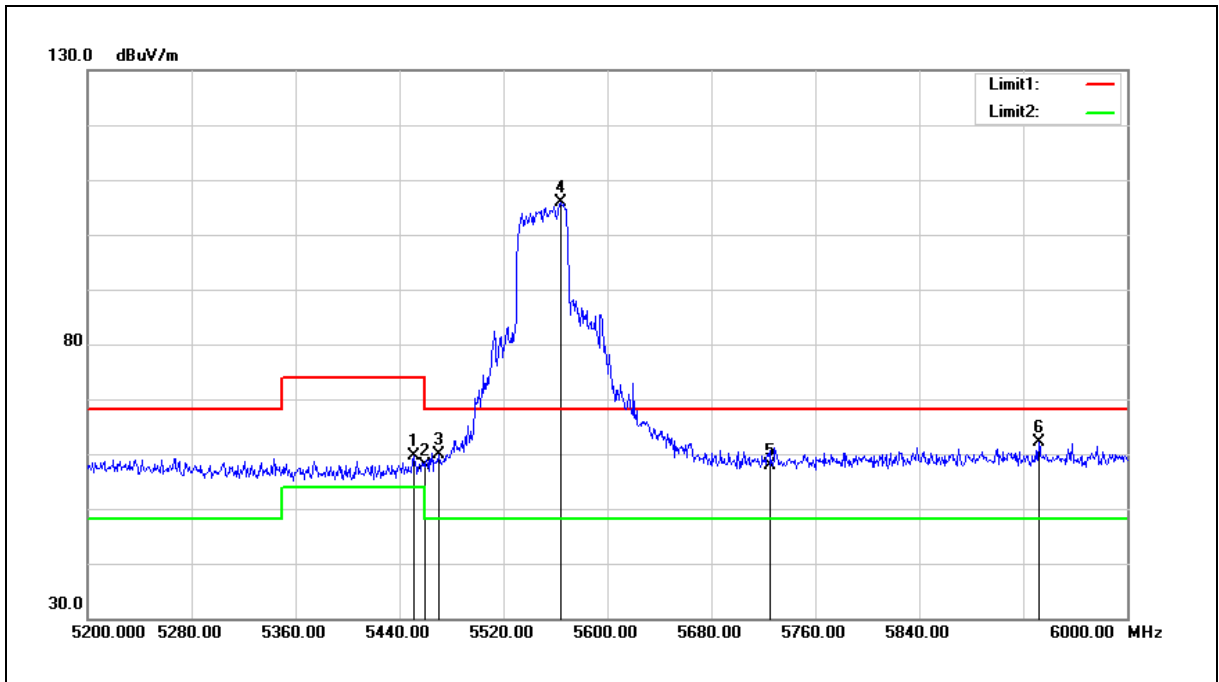
No.	Frequency (MHz)	Reading (dBuV)	Correct Factor (dB/m)	Result (dBuV/m)	Limit (dBuV/m)	Margin (dB)	Remark
1	5455.200	61.88	0.48	62.36	74.00	-11.64	peak
2	5460.000	62.36	0.51	62.87	74.00	-11.13	peak
3	5470.000	65.93	0.52	66.45	68.20	-1.75	peak
4	5563.200	113.66	0.75	114.41	68.20	46.21	peak
5	5725.000	58.37	1.18	59.55	68.20	-8.65	peak
6	5972.800	59.55	1.85	61.40	68.20	-6.80	peak

Note: 1.Result (dBuV/m) = Correct Factor (dB/m) + Reading(dBuV).

2.Correction factor (dB/m) = Antenna Factor (dB/m) + Cable loss (dB) – Pre-Amplifier gain (dB).

3.When the peak results are less than average limit, so not need to evaluate the average.

Standard:	FCC Part 15.407	Test Distance:	3 m
Test item:	Band edge		
Frequency:	5550 MHz		
Mode:	802.11ax HE40		
Ant.Polar.:	Vertical		



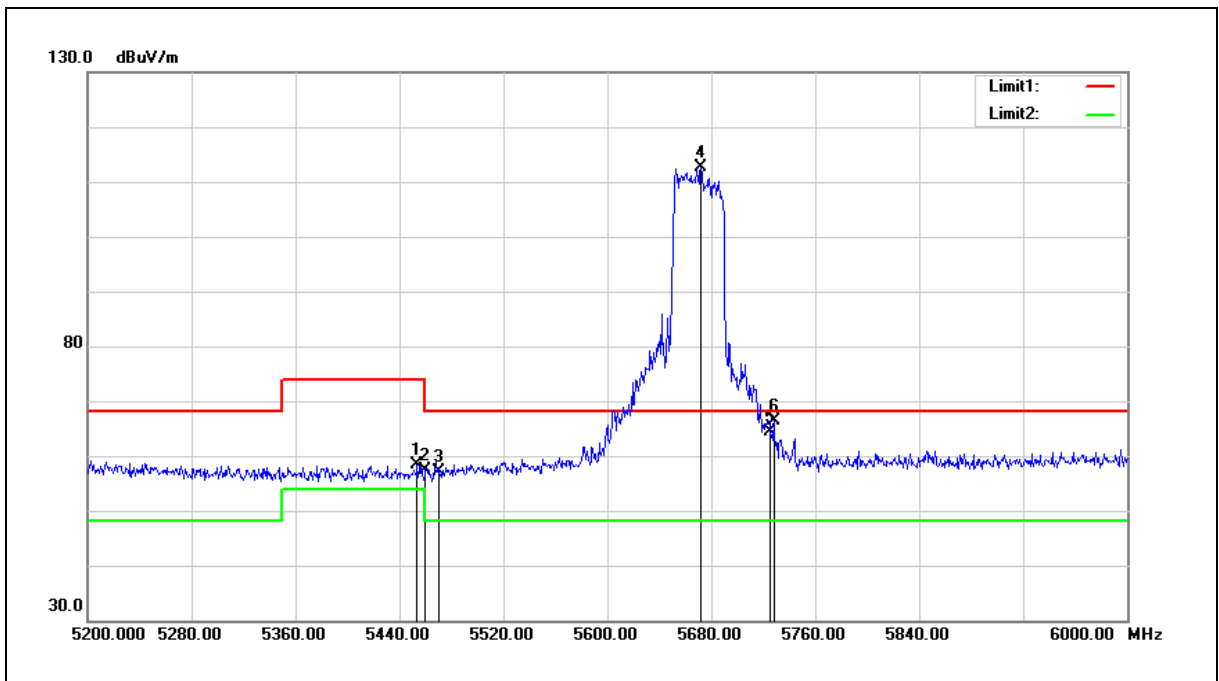
No.	Frequency (MHz)	Reading (dBuV)	Correct Factor (dB/m)	Result (dBuV/m)	Limit (dBuV/m)	Margin (dB)	Remark
1	5451.200	59.18	0.48	59.66	74.00	-14.34	peak
2	5460.000	57.34	0.51	57.85	74.00	-16.15	peak
3	5470.000	59.40	0.52	59.92	68.20	-8.28	peak
4	5564.000	105.02	0.75	105.77	68.20	37.57	peak
5	5725.000	56.73	1.18	57.91	68.20	-10.29	peak
6	5932.000	60.36	1.74	62.10	68.20	-6.10	peak

Note: 1. Result (dBuV/m) = Correct Factor (dB/m) + Reading (dBuV).

2. Correction factor (dB/m) = Antenna Factor (dB/m) + Cable loss (dB) – Pre-Amplifier gain (dB).

3. When the peak results are less than average limit, so not need to evaluate the average.

Standard:	FCC Part 15.407	Test Distance:	3 m
Test item:	Band edge		
Frequency:	5670 MHz		
Mode:	802.11ax HE40		
Ant.Polar.:	Horizontal		



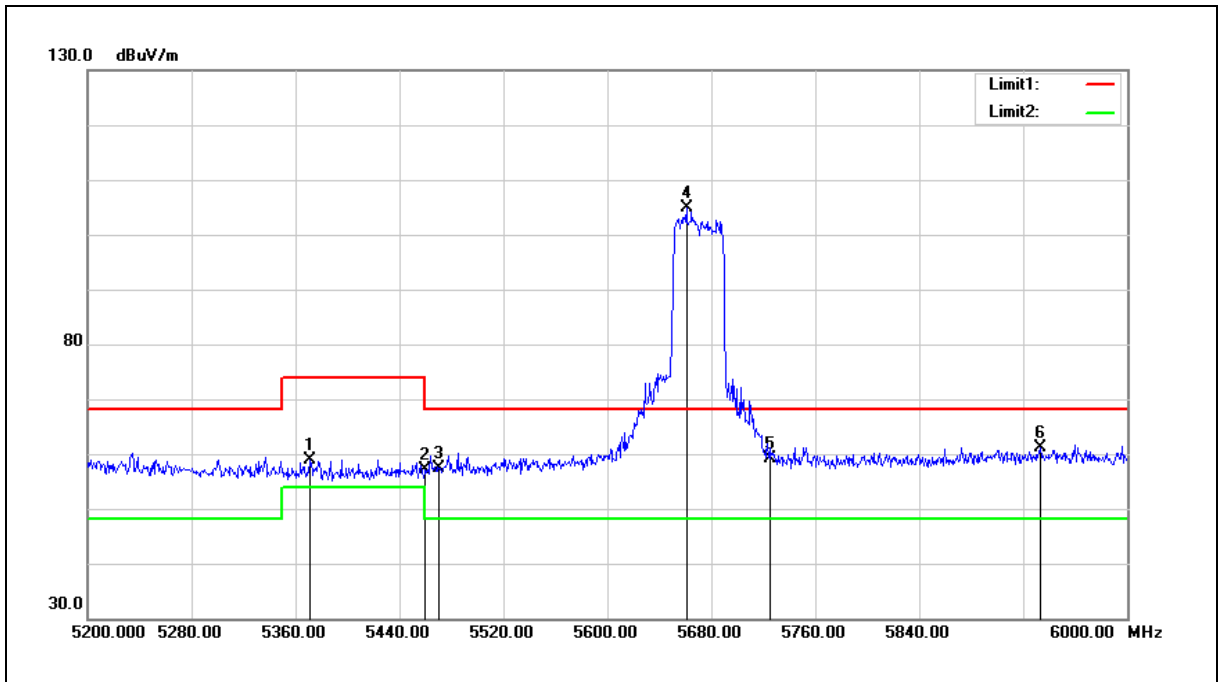
No.	Frequency (MHz)	Reading (dBuV)	Correct Factor (dB/m)	Result (dBuV/m)	Limit (dBuV/m)	Margin (dB)	Remark
1	5453.600	58.01	0.48	58.49	74.00	-15.51	peak
2	5460.000	56.79	0.51	57.30	74.00	-16.70	peak
3	5470.000	56.68	0.52	57.20	68.20	-11.00	peak
4	5672.000	111.47	1.04	112.51	68.20	44.31	peak
5	5725.000	63.08	1.18	64.26	68.20	-3.94	peak
6	5728.000	65.12	1.18	66.30	68.20	-1.90	peak

Note:1.Result (dBuV/m) = Correct Factor (dB/m) + Reading(dBuV).

2.Correction factor (dB/m) = Antenna Factor (dB/m) + Cable loss (dB) – Pre-Amplifier gain (dB).

3.When the peak results are less than average limit, so not need to evaluate the average.

Standard:	FCC Part 15.407	Test Distance:	3 m
Test item:	Band edge		
Frequency:	5670 MHz		
Mode:	802.11ax HE40		
Ant.Polar.:	Vertical		



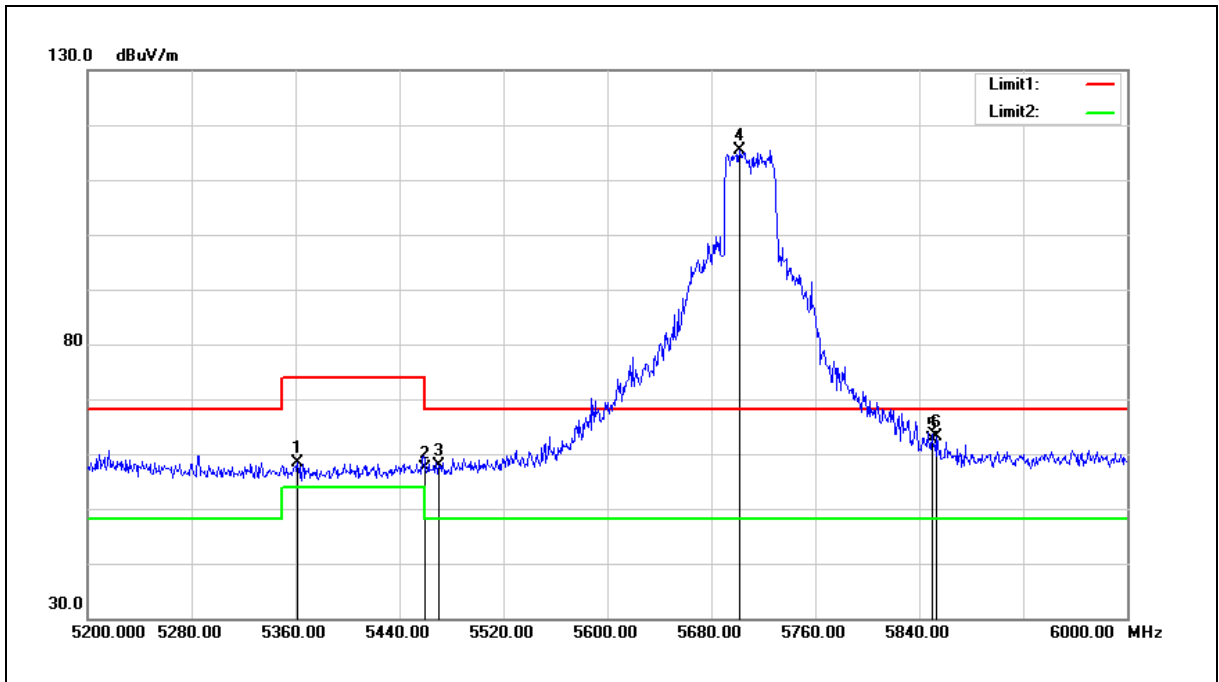
No.	Frequency (MHz)	Reading (dBuV)	Correct Factor (dB/m)	Result (dBuV/m)	Limit (dBuV/m)	Margin (dB)	Remark
1	5371.200	58.54	0.34	58.88	74.00	-15.12	peak
2	5460.000	56.73	0.51	57.24	74.00	-16.76	peak
3	5470.000	56.75	0.52	57.27	68.20	-10.93	peak
4	5660.800	103.94	1.00	104.94	68.20	36.74	peak
5	5725.000	57.91	1.18	59.09	68.20	-9.11	peak
6	5933.600	59.49	1.74	61.23	68.20	-6.97	peak

Note: 1. Result (dBuV/m) = Correct Factor (dB/m) + Reading (dBuV).

2. Correction factor (dB/m) = Antenna Factor (dB/m) + Cable loss (dB) – Pre-Amplifier gain (dB).

3. When the peak results are less than average limit, so not need to evaluate the average.

Standard:	FCC Part 15.407	Test Distance:	3 m
Test item:	Band edge		
Frequency:	5710 MHz		
Mode:	802.11ax HE40		
Ant.Polar.:	Horizontal		



No.	Frequency (MHz)	Reading (dBuV)	Correct Factor (dB/m)	Result (dBuV/m)	Limit (dBuV/m)	Margin (dB)	Remark
1	5361.600	58.02	0.31	58.33	74.00	-15.67	peak
2	5460.000	56.95	0.51	57.46	74.00	-16.54	peak
3	5470.000	57.24	0.52	57.76	68.20	-10.44	peak
4	5701.600	114.28	1.11	115.39	68.20	47.19	peak
5	5850.000	61.07	1.52	62.59	68.20	-5.61	peak
6	5853.600	61.63	1.52	63.15	68.20	-5.05	peak

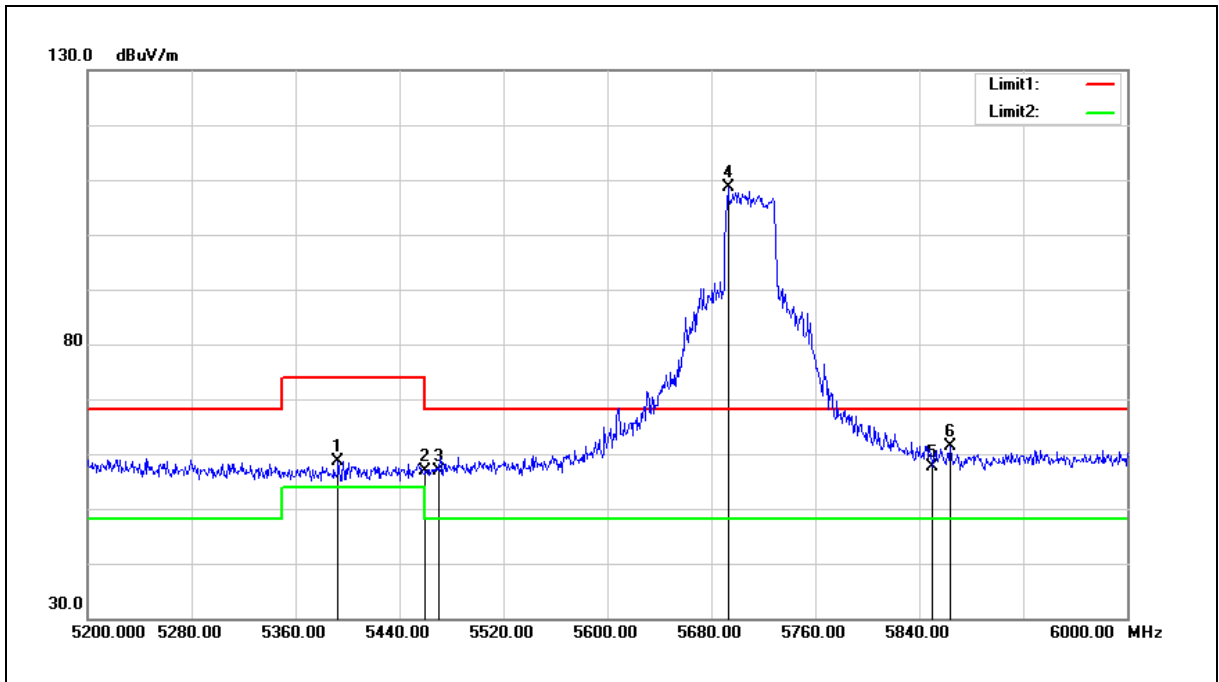
Note: 1. Result (dBuV/m) = Correct Factor (dB/m) + Reading(dBuV).

2. Correction factor (dB/m) = Antenna Factor (dB/m) + Cable loss (dB) – Pre-Amplifier gain (dB).

3. When the peak results are less than average limit, so not need to evaluate the average.



Standard:	FCC Part 15.407	Test Distance:	3 m
Test item:	Band edge		
Frequency:	5710 MHz		
Mode:	802.11ax HE40		
Ant.Polar.:	Vertical		



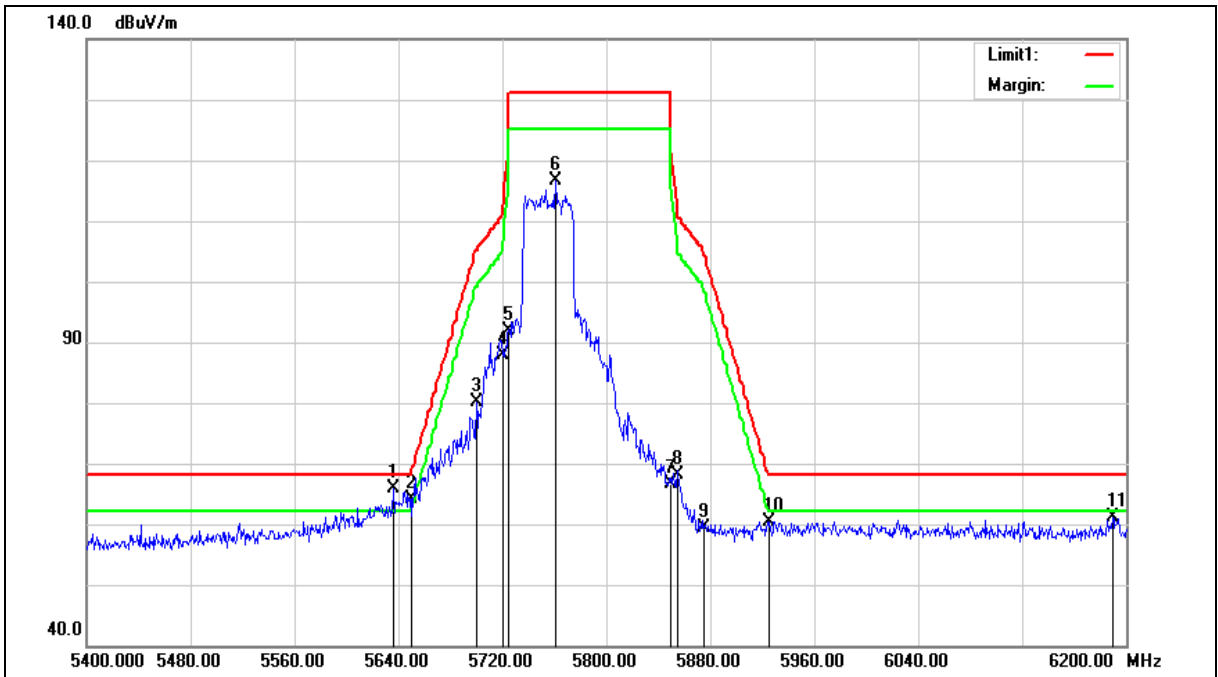
No.	Frequency (MHz)	Reading (dBuV)	Correct Factor (dB/m)	Result (dBuV/m)	Limit (dBuV/m)	Margin (dB)	Remark
1	5392.800	58.34	0.37	58.71	74.00	-15.29	peak
2	5460.000	56.28	0.51	56.79	74.00	-17.21	peak
3	5470.000	56.30	0.52	56.82	68.20	-11.38	peak
4	5692.800	107.44	1.10	108.54	68.20	40.34	peak
5	5850.000	56.15	1.52	57.67	68.20	-10.53	peak
6	5864.000	59.71	1.56	61.27	68.20	-6.93	peak

Note: 1. Result (dBuV/m) = Correct Factor (dB/m) + Reading (dBuV).

2. Correction factor (dB/m) = Antenna Factor (dB/m) + Cable loss (dB) – Pre-Amplifier gain (dB).

3. When the peak results are less than average limit, so not need to evaluate the average.

Standard:	FCC Part 15.407	Test Distance:	3 m
Test item:	Band edge		
Frequency:	5755 MHz		
Mode:	802.11ax HE40		
Ant.Polar.:	Horizontal		



Standard:	FCC Part 15.407	Test Distance:	3 m
Test item:	Band edge		
Frequency:	5755 MHz		
Mode:	802.11ax HE40		
Ant.Polar.:	Horizontal		

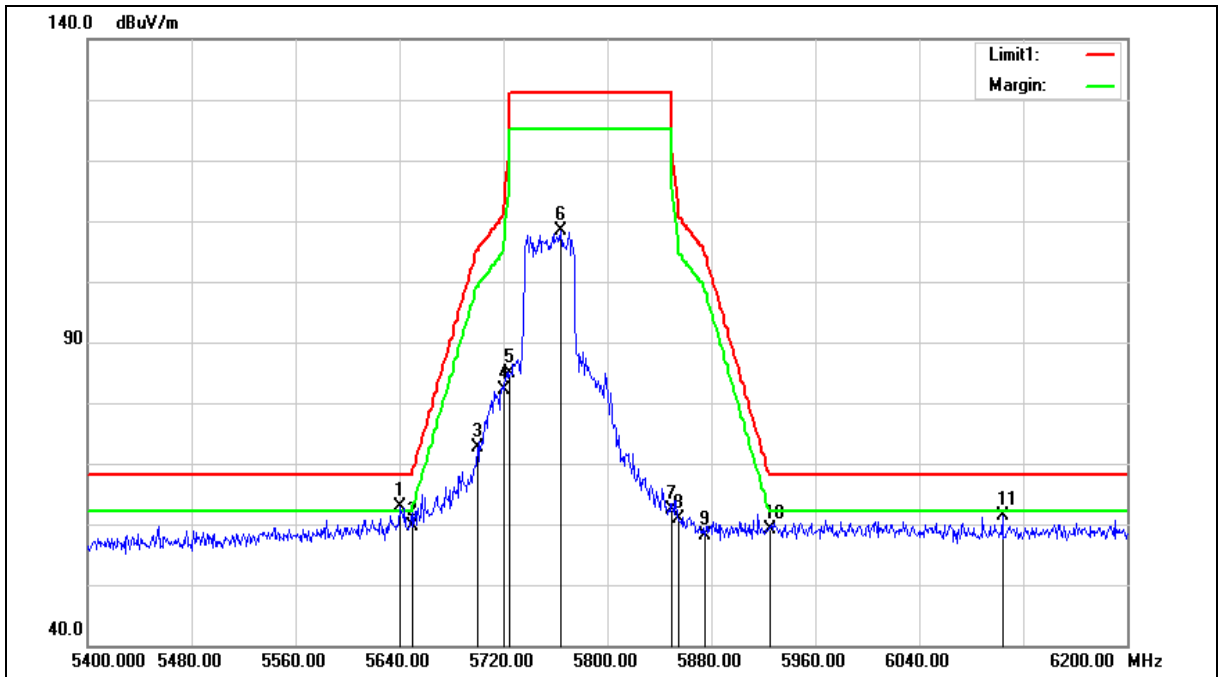
No.	Frequency (MHz)	Reading (dBuV)	Correct Factor (dB/m)	Result (dBuV/m)	Limit (dBuV/m)	Margin (dB)	Remark
1	5636.000	64.99	0.93	65.92	68.20	-2.28	peak
2	5650.000	63.08	0.97	64.05	68.20	-4.15	peak
3	5700.000	79.00	1.11	80.11	105.20	-25.09	peak
4	5720.000	86.60	1.17	87.77	110.80	-23.03	peak
5	5725.000	90.72	1.18	91.90	122.20	-30.30	peak
6	5760.800	115.34	1.28	116.62	131.20	-14.58	peak
7	5850.000	65.22	1.52	66.74	122.20	-55.46	peak
8	5855.000	66.64	1.53	68.17	110.80	-42.63	peak
9	5875.000	57.80	1.59	59.39	105.20	-45.81	peak
10	5925.000	58.63	1.72	60.35	68.20	-7.85	peak
11	6189.600	58.48	2.65	61.13	68.20	-7.07	peak

Note:1.Result (dBuV/m) = Correct Factor (dB/m) + Reading(dBuV).

2.Correction factor (dB/m) = Antenna Factor (dB/m) + Cable loss (dB) – Pre-Amplifier gain (dB).

3.When the peak results are less than average limit, so not need to evaluate the average.

Standard:	FCC Part 15.407	Test Distance:	3 m
Test item:	Band edge		
Frequency:	5755 MHz		
Mode:	802.11ax HE40		
Ant.Polar.:	Vertical		



Standard:	FCC Part 15.407	Test Distance:	3 m
Test item:	Band edge		
Frequency:	5755 MHz		
Mode:	802.11ax HE40		
Ant.Polar.:	Vertical		

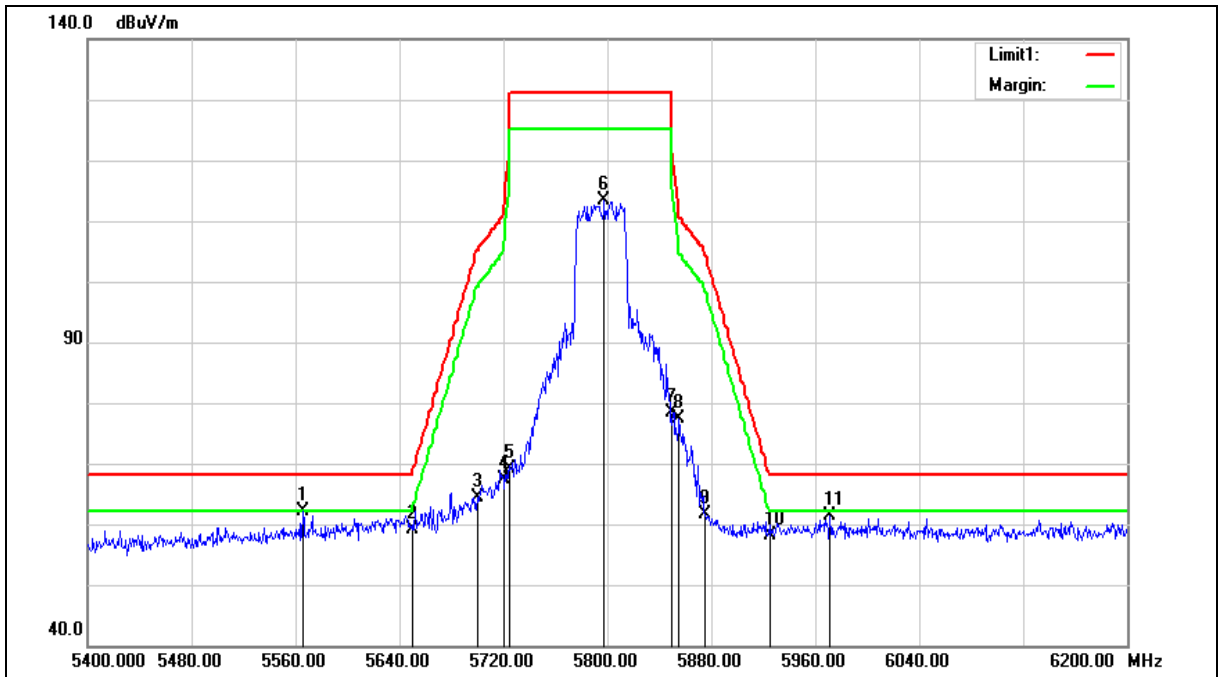
No.	Frequency (MHz)	Reading (dBuV)	Correct Factor (dB/m)	Result (dBuV/m)	Limit (dBuV/m)	Margin (dB)	Remark
1	5640.000	62.01	0.96	62.97	68.20	-5.23	peak
2	5650.000	58.59	0.97	59.56	68.20	-8.64	peak
3	5700.000	71.56	1.11	72.67	105.20	-32.53	peak
4	5720.000	80.91	1.17	82.08	110.80	-28.72	peak
5	5725.000	83.65	1.18	84.83	122.20	-37.37	peak
6	5764.000	107.15	1.29	108.44	131.20	-22.76	peak
7	5850.000	60.86	1.52	62.38	122.20	-59.82	peak
8	5855.000	59.46	1.53	60.99	110.80	-49.81	peak
9	5875.000	56.64	1.59	58.23	105.20	-46.97	peak
10	5925.000	57.53	1.72	59.25	68.20	-8.95	peak
11	6104.000	58.98	2.31	61.29	68.20	-6.91	peak

Note:1.Result (dBuV/m) = Correct Factor (dB/m) + Reading(dBuV).

2.Correction factor (dB/m) = Antenna Factor (dB/m) + Cable loss (dB) – Pre-Amplifier gain (dB).

3.When the peak results are less than average limit, so not need to evaluate the average.

Standard:	FCC Part 15.407	Test Distance:	3 m
Test item:	Band edge		
Frequency:	5795 MHz		
Mode:	802.11ax HE40		
Ant.Polar.:	Horizontal		



Standard:	FCC Part 15.407	Test Distance:	3 m
Test item:	Band edge		
Frequency:	5795 MHz		
Mode:	802.11ax HE40		
Ant.Polar.:	Horizontal		

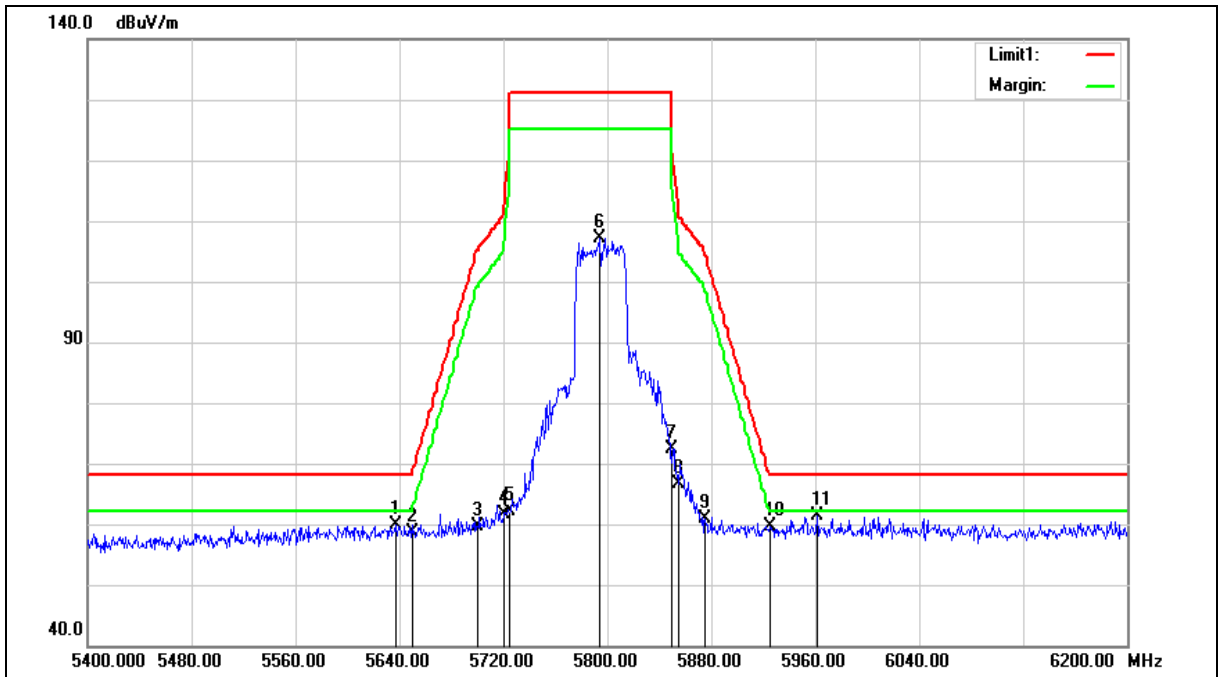
No.	Frequency (MHz)	Reading (dBuV)	Correct Factor (dB/m)	Result (dBuV/m)	Limit (dBuV/m)	Margin (dB)	Remark
1	5565.600	61.35	0.75	62.10	68.20	-6.10	peak
2	5650.000	58.15	0.97	59.12	68.20	-9.08	peak
3	5700.000	63.32	1.11	64.43	105.20	-40.77	peak
4	5720.000	66.29	1.17	67.46	110.80	-43.34	peak
5	5725.000	67.96	1.18	69.14	122.20	-53.06	peak
6	5797.600	111.99	1.38	113.37	131.20	-17.83	peak
7	5850.000	76.83	1.52	78.35	122.20	-43.85	peak
8	5855.000	75.89	1.53	77.42	110.80	-33.38	peak
9	5875.000	60.05	1.59	61.64	105.20	-43.56	peak
10	5925.000	56.32	1.72	58.04	68.20	-10.16	peak
11	5971.200	59.47	1.85	61.32	68.20	-6.88	peak

Note:1.Result (dBuV/m) = Correct Factor (dB/m) + Reading(dBuV).

2.Correction factor (dB/m) = Antenna Factor (dB/m) + Cable loss (dB) – Pre-Amplifier gain (dB).

3.When the peak results are less than average limit, so not need to evaluate the average.

Standard:	FCC Part 15.407	Test Distance:	3 m
Test item:	Band edge		
Frequency:	5795 MHz		
Mode:	802.11ax HE40		
Ant.Polar.:	Vertical		





Standard:	FCC Part 15.407	Test Distance:	3 m
Test item:	Band edge		
Frequency:	5795 MHz		
Mode:	802.11ax HE40		
Ant.Polar.:	Vertical		

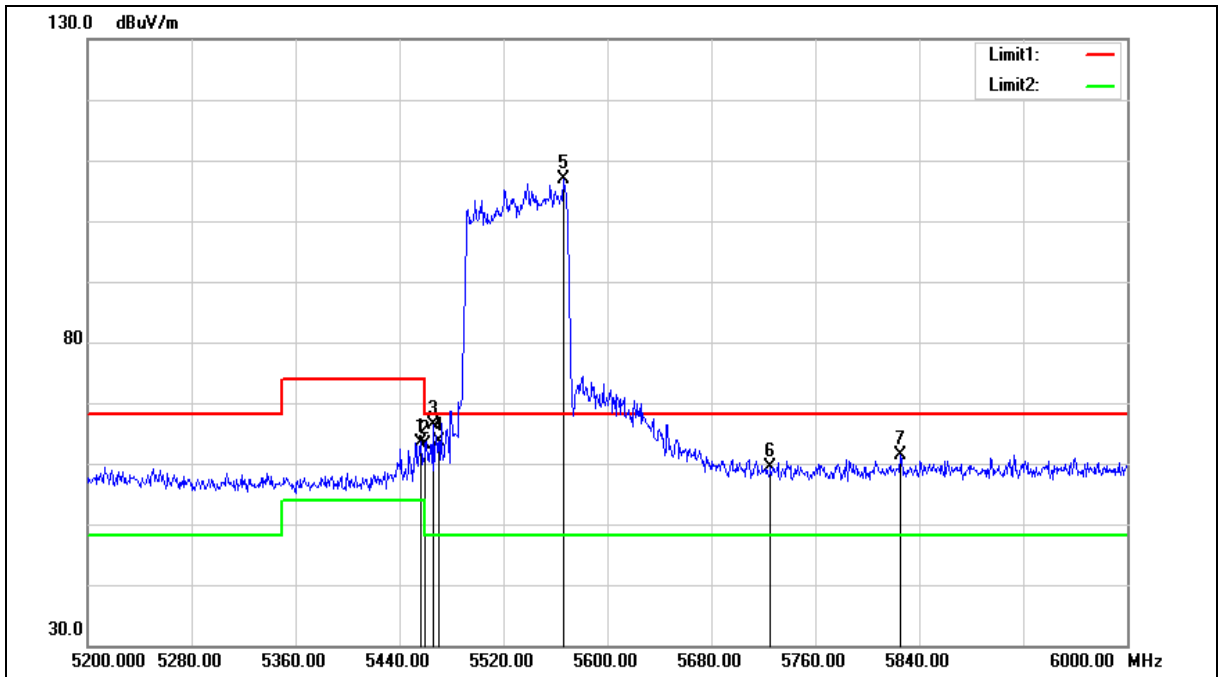
No.	Frequency (MHz)	Reading (dBuV)	Correct Factor (dB/m)	Result (dBuV/m)	Limit (dBuV/m)	Margin (dB)	Remark
1	5636.800	58.89	0.93	59.82	68.20	-8.38	peak
2	5650.000	57.68	0.97	58.65	68.20	-9.55	peak
3	5700.000	58.63	1.11	59.74	105.20	-45.46	peak
4	5720.000	60.35	1.17	61.52	110.80	-49.28	peak
5	5725.000	61.03	1.18	62.21	122.20	-59.99	peak
6	5794.400	105.82	1.36	107.18	131.20	-24.02	peak
7	5850.000	70.96	1.52	72.48	122.20	-49.72	peak
8	5855.000	65.02	1.53	66.55	110.80	-44.25	peak
9	5875.000	59.17	1.59	60.76	105.20	-44.44	peak
10	5925.000	57.99	1.72	59.71	68.20	-8.49	peak
11	5961.600	59.64	1.81	61.45	68.20	-6.75	peak

Note:1.Result (dBuV/m) = Correct Factor (dB/m) + Reading(dBuV).

2.Correction factor (dB/m) = Antenna Factor (dB/m) + Cable loss (dB) – Pre-Amplifier gain (dB).

3.When the peak results are less than average limit, so not need to evaluate the average.

Standard:	FCC Part 15.407	Test Distance:	3 m
Test item:	Band edge		
Frequency:	5530 MHz		
Mode:	802.11ax HE80		
Ant.Polar.:	Horizontal		



Standard:	FCC Part 15.407	Test Distance:	3 m
Test item:	Band edge		
Frequency:	5530 MHz		
Mode:	802.11ax HE80		
Ant.Polar.:	Horizontal		

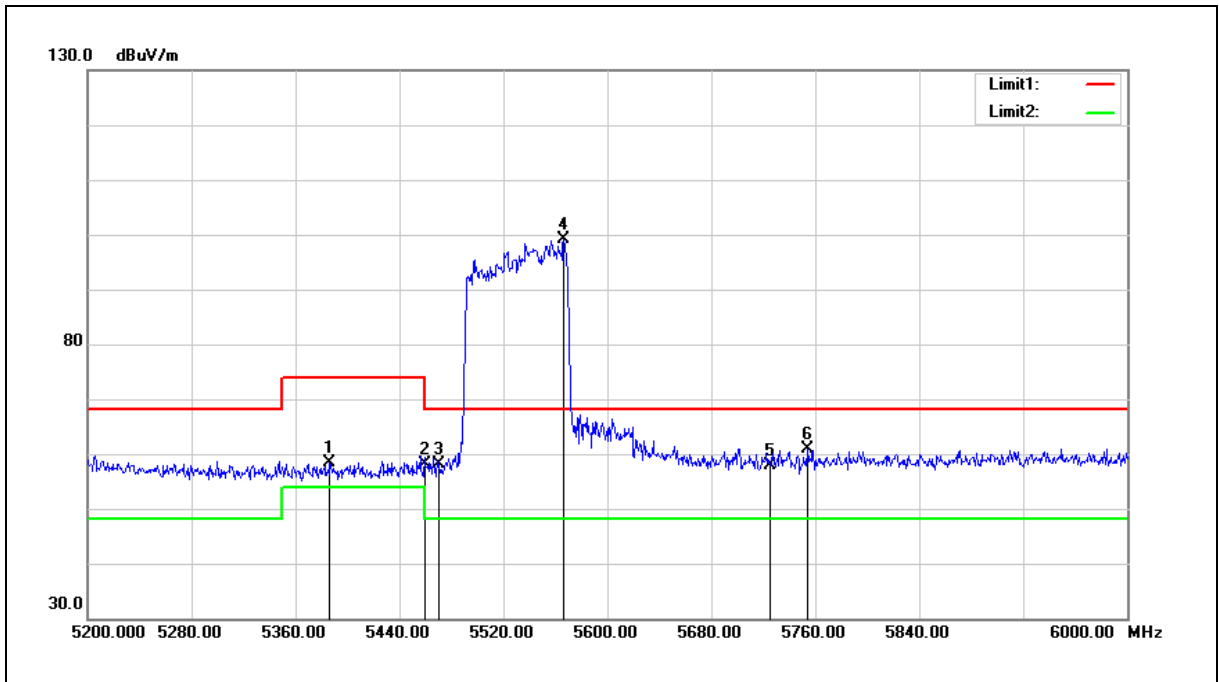
No.	Frequency (MHz)	Reading (dBuV)	Correct Factor (dB/m)	Result (dBuV/m)	Limit (dBuV/m)	Margin (dB)	Remark
1	5456.800	63.00	0.50	63.50	74.00	-10.50	peak
2	5460.000	62.57	0.51	63.08	74.00	-10.92	peak
3	5465.600	65.96	0.51	66.47	68.20	-1.73	peak
4	5470.000	63.01	0.52	63.53	68.20	-4.67	peak
5	5566.400	106.19	0.75	106.94	68.20	38.74	peak
6	5725.000	58.09	1.18	59.27	68.20	-8.93	peak
7	5825.600	59.82	1.45	61.27	68.20	-6.93	peak

Note:1.Result (dBuV/m) = Correct Factor (dB/m) + Reading(dBuV).

2.Correction factor (dB/m) = Antenna Factor (dB/m) + Cable loss (dB) – Pre-Amplifier gain (dB).

3.When the peak results are less than average limit, so not need to evaluate the average.

Standard:	FCC Part 15.407	Test Distance:	3 m
Test item:	Band edge		
Frequency:	5530 MHz		
Mode:	802.11ax HE80		
Ant.Polar.:	Vertical		



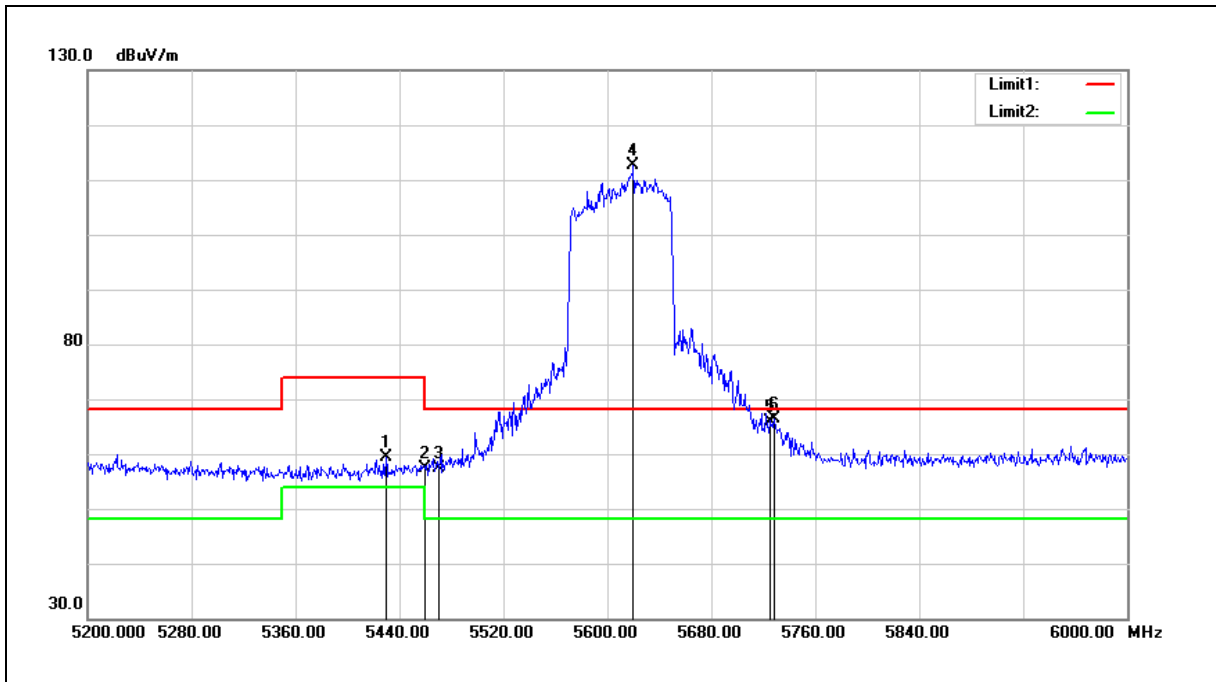
No.	Frequency (MHz)	Reading (dBuV)	Correct Factor (dB/m)	Result (dBuV/m)	Limit (dBuV/m)	Margin (dB)	Remark
1	5386.400	58.13	0.36	58.49	74.00	-15.51	peak
2	5460.000	57.65	0.51	58.16	74.00	-15.84	peak
3	5470.000	57.71	0.52	58.23	68.20	-9.97	peak
4	5566.400	98.30	0.75	99.05	68.20	30.85	peak
5	5725.000	56.73	1.18	57.91	68.20	-10.29	peak
6	5754.400	59.57	1.26	60.83	68.20	-7.37	peak

Note: 1. Result (dBuV/m) = Correct Factor (dB/m) + Reading (dBuV).

2. Correction factor (dB/m) = Antenna Factor (dB/m) + Cable loss (dB) – Pre-Amplifier gain (dB).

3. When the peak results are less than average limit, so not need to evaluate the average.

Standard:	FCC Part 15.407	Test Distance:	3 m
Test item:	Band edge		
Frequency:	5610 MHz		
Mode:	802.11ax HE80		
Ant.Polar.:	Horizontal		



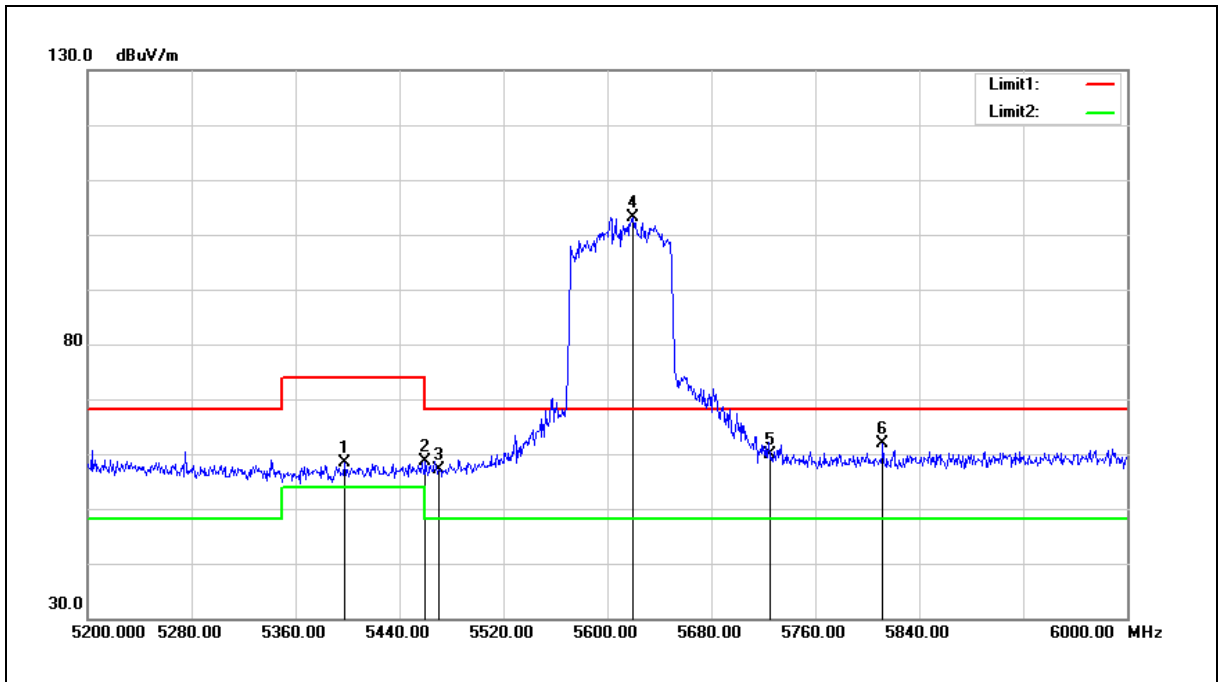
No.	Frequency (MHz)	Reading (dBuV)	Correct Factor (dB/m)	Result (dBuV/m)	Limit (dBuV/m)	Margin (dB)	Remark
1	5429.600	58.89	0.44	59.33	74.00	-14.67	peak
2	5460.000	56.89	0.51	57.40	74.00	-16.60	peak
3	5470.000	56.92	0.52	57.44	68.20	-10.76	peak
4	5620.000	111.65	0.89	112.54	68.20	44.34	peak
5	5725.000	64.61	1.18	65.79	68.20	-2.41	peak
6	5728.000	65.16	1.18	66.34	68.20	-1.86	peak

Note: 1. Result (dBuV/m) = Correct Factor (dB/m) + Reading (dBuV).

2. Correction factor (dB/m) = Antenna Factor (dB/m) + Cable loss (dB) – Pre-Amplifier gain (dB).

3. When the peak results are less than average limit, so not need to evaluate the average.

Standard:	FCC Part 15.407	Test Distance:	3 m
Test item:	Band edge		
Frequency:	5610 MHz		
Mode:	802.11ax HE80		
Ant.Polar.:	Vertical		



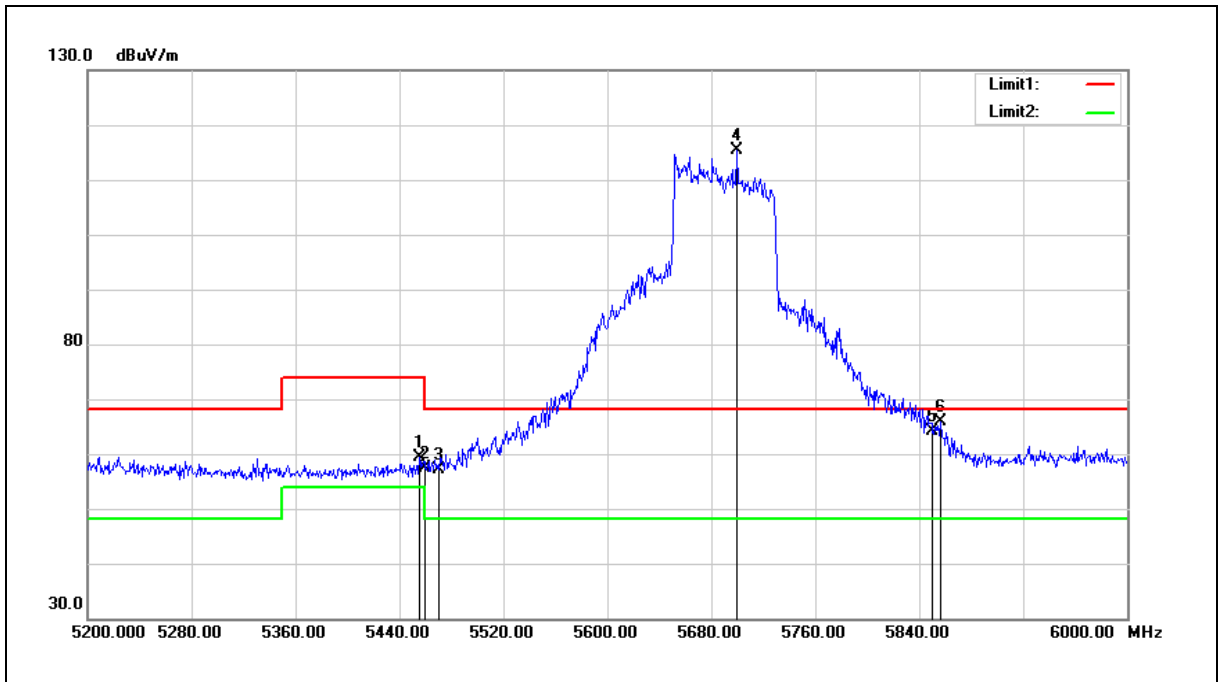
No.	Frequency (MHz)	Reading (dBuV)	Correct Factor (dB/m)	Result (dBuV/m)	Limit (dBuV/m)	Margin (dB)	Remark
1	5397.600	57.96	0.39	58.35	74.00	-15.65	peak
2	5460.000	58.04	0.51	58.55	74.00	-15.45	peak
3	5470.000	56.57	0.52	57.09	68.20	-11.11	peak
4	5620.000	102.34	0.89	103.23	68.20	35.03	peak
5	5725.000	58.70	1.18	59.88	68.20	-8.32	peak
6	5812.000	60.37	1.41	61.78	68.20	-6.42	peak

Note: 1. Result (dBuV/m) = Correct Factor (dB/m) + Reading(dBuV).

2. Correction factor (dB/m) = Antenna Factor (dB/m) + Cable loss (dB) – Pre-Amplifier gain (dB).

3. When the peak results are less than average limit, so not need to evaluate the average.

Standard:	FCC Part 15.407	Test Distance:	3 m
Test item:	Band edge		
Frequency:	5690 MHz		
Mode:	802.11ax HE80		
Ant.Polar.:	Horizontal		



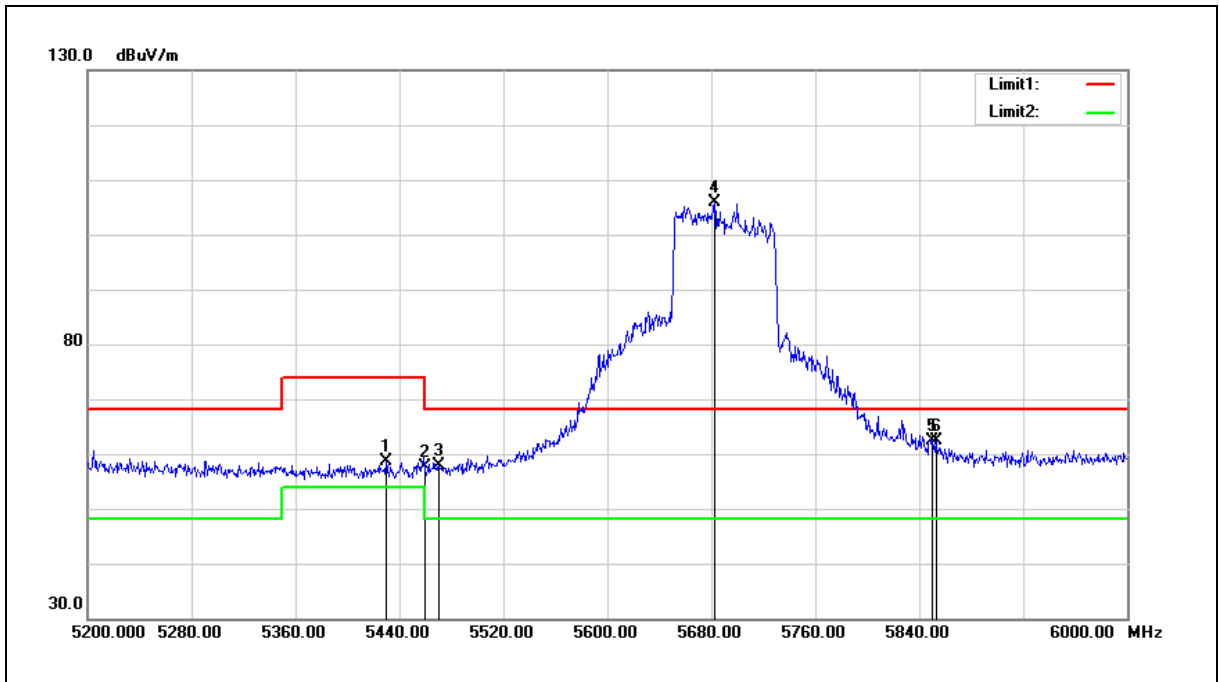
No.	Frequency (MHz)	Reading (dBuV)	Correct Factor (dB/m)	Result (dBuV/m)	Limit (dBuV/m)	Margin (dB)	Remark
1	5455.200	58.81	0.48	59.29	74.00	-14.71	peak
2	5460.000	56.84	0.51	57.35	74.00	-16.65	peak
3	5470.000	56.62	0.52	57.14	68.20	-11.06	peak
4	5700.000	114.30	1.11	115.41	68.20	47.21	peak
5	5850.000	62.56	1.52	64.08	68.20	-4.12	peak
6	5856.000	64.45	1.53	65.98	68.20	-2.22	peak

Note: 1. Result (dBuV/m) = Correct Factor (dB/m) + Reading (dBuV).

2. Correction factor (dB/m) = Antenna Factor (dB/m) + Cable loss (dB) – Pre-Amplifier gain (dB).

3. When the peak results are less than average limit, so not need to evaluate the average.

Standard:	FCC Part 15.407	Test Distance:	3 m
Test item:	Band edge		
Frequency:	5690 MHz		
Mode:	802.11ax HE80		
Ant.Polar.:	Vertical		



No.	Frequency (MHz)	Reading (dBuV)	Correct Factor (dB/m)	Result (dBuV/m)	Limit (dBuV/m)	Margin (dB)	Remark
1	5429.600	58.30	0.44	58.74	74.00	-15.26	peak
2	5460.000	57.13	0.51	57.64	74.00	-16.36	peak
3	5470.000	57.44	0.52	57.96	68.20	-10.24	peak
4	5682.400	104.75	1.07	105.82	68.20	37.62	peak
5	5850.000	60.83	1.52	62.35	68.20	-5.85	peak
6	5852.800	60.81	1.52	62.33	68.20	-5.87	peak

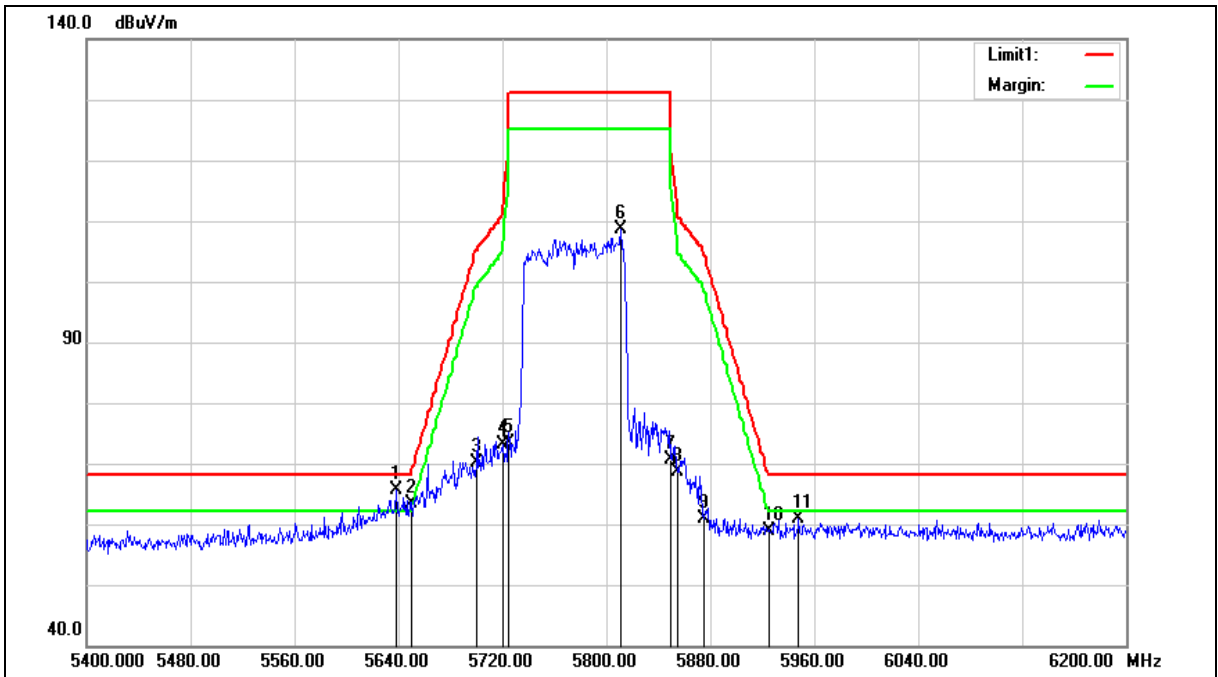
Note:1.Result (dBuV/m) = Correct Factor (dB/m) + Reading(dBuV).

2.Correction factor (dB/m) = Antenna Factor (dB/m) + Cable loss (dB) – Pre-Amplifier gain (dB).

3.When the peak results are less than average limit, so not need to evaluate the average.



Standard:	FCC Part 15.407	Test Distance:	3 m
Test item:	Band edge		
Frequency:	5775 MHz		
Mode:	802.11ax HE80		
Ant.Polar.:	Horizontal		



Standard:	FCC Part 15.407	Test Distance:	3 m
Test item:	Band edge		
Frequency:	5775 MHz		
Mode:	802.11ax HE80		
Ant.Polar.:	Horizontal		

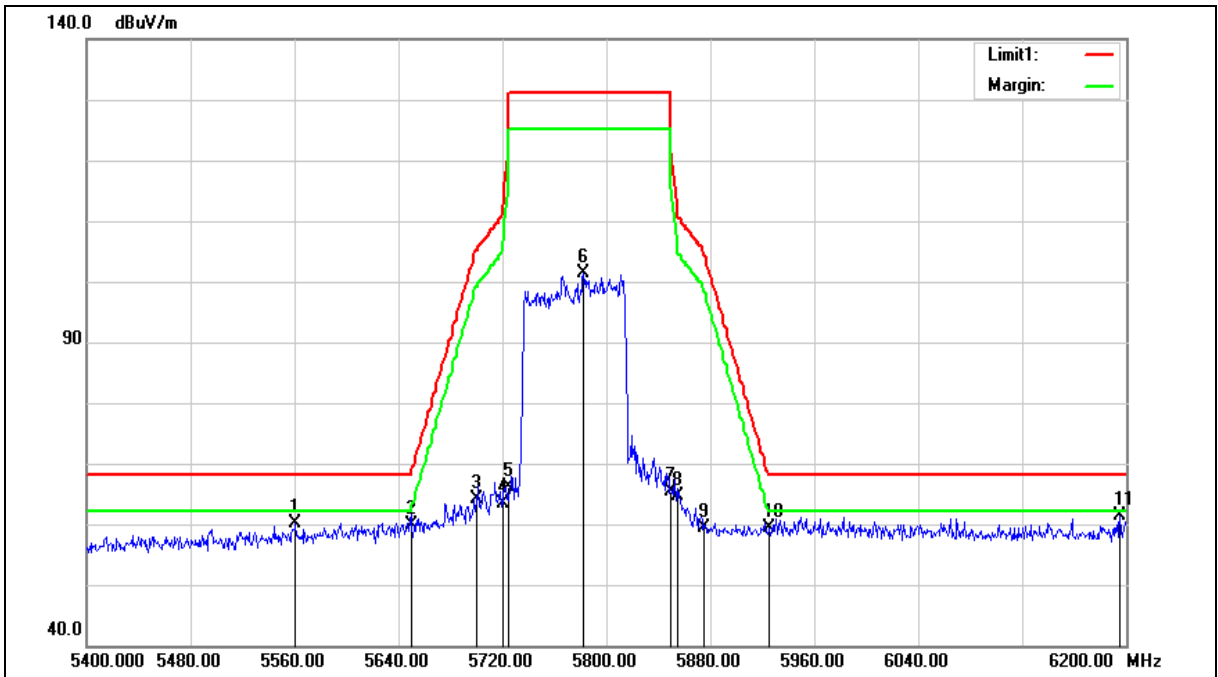
No.	Frequency (MHz)	Reading (dBuV)	Correct Factor (dB/m)	Result (dBuV/m)	Limit (dBuV/m)	Margin (dB)	Remark
1	5638.400	64.71	0.96	65.67	68.20	-2.53	peak
2	5650.000	62.39	0.97	63.36	68.20	-4.84	peak
3	5700.000	69.11	1.11	70.22	105.20	-34.98	peak
4	5720.000	71.93	1.17	73.10	110.80	-37.70	peak
5	5725.000	72.25	1.18	73.43	122.20	-48.77	peak
6	5811.200	107.13	1.41	108.54	131.20	-22.66	peak
7	5850.000	69.01	1.52	70.53	122.20	-51.67	peak
8	5855.000	67.14	1.53	68.67	110.80	-42.13	peak
9	5875.000	59.38	1.59	60.97	105.20	-44.23	peak
10	5925.000	57.16	1.72	58.88	68.20	-9.32	peak
11	5948.000	59.04	1.78	60.82	68.20	-7.38	peak

Note:1.Result (dBuV/m) = Correct Factor (dB/m) + Reading(dBuV).

2.Correction factor (dB/m) = Antenna Factor (dB/m) + Cable loss (dB) – Pre-Amplifier gain (dB).

3.When the peak results are less than average limit, so not need to evaluate the average.

Standard:	FCC Part 15.407	Test Distance:	3 m
Test item:	Band edge		
Frequency:	5775 MHz		
Mode:	802.11ax HE80		
Ant.Polar.:	Vertical		



Standard:	FCC Part 15.407	Test Distance:	3 m
Test item:	Band edge		
Frequency:	5775 MHz		
Mode:	802.11ax HE80		
Ant.Polar.:	Vertical		

No.	Frequency (MHz)	Reading (dBuV)	Correct Factor (dB/m)	Result (dBuV/m)	Limit (dBuV/m)	Margin (dB)	Remark
1	5560.800	59.45	0.74	60.19	68.20	-8.01	peak
2	5650.000	59.02	0.97	59.99	68.20	-8.21	peak
3	5700.000	62.94	1.11	64.05	105.20	-41.15	peak
4	5720.000	62.31	1.17	63.48	110.80	-47.32	peak
5	5725.000	64.87	1.18	66.05	122.20	-56.15	peak
6	5782.400	99.94	1.33	101.27	131.20	-29.93	peak
7	5850.000	63.84	1.52	65.36	122.20	-56.84	peak
8	5855.000	63.19	1.53	64.72	110.80	-46.08	peak
9	5875.000	57.75	1.59	59.34	105.20	-45.86	peak
10	5925.000	57.76	1.72	59.48	68.20	-8.72	peak
11	6195.200	58.63	2.67	61.30	68.20	-6.90	peak

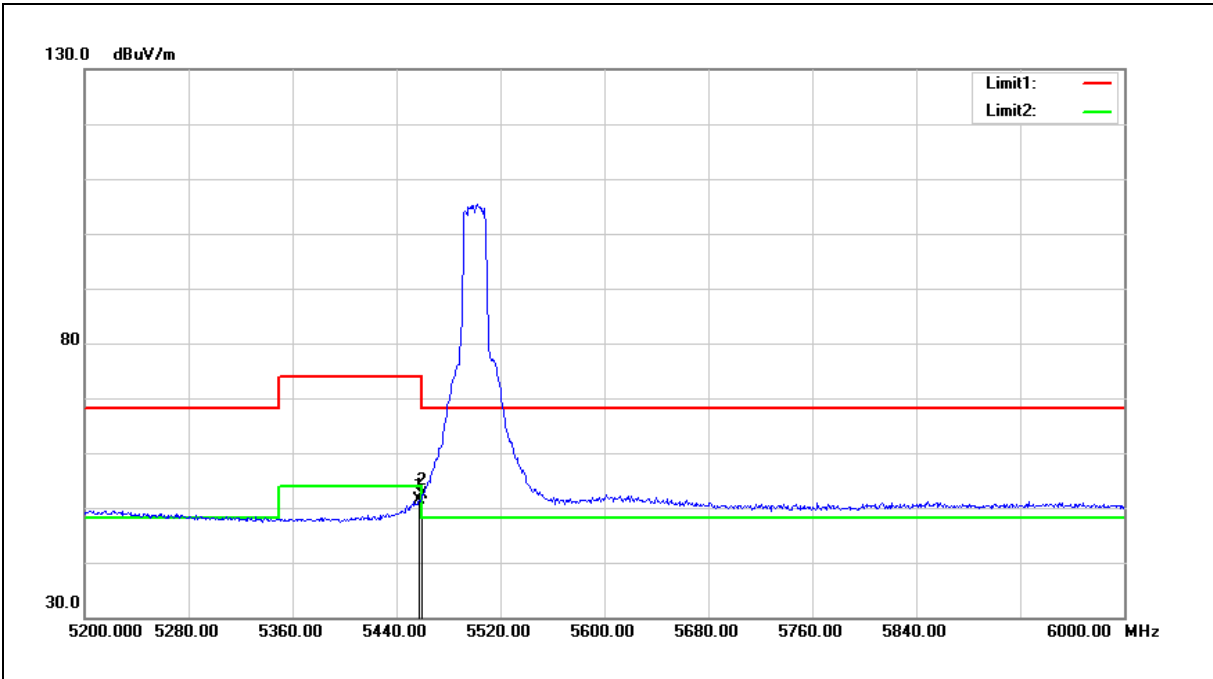
Note:1.Result (dBuV/m) = Correct Factor (dB/m) + Reading(dBuV).

2.Correction factor (dB/m) = Antenna Factor (dB/m) + Cable loss (dB) – Pre-Amplifier gain (dB).

3.When the peak results are less than average limit, so not need to evaluate the average.

Average

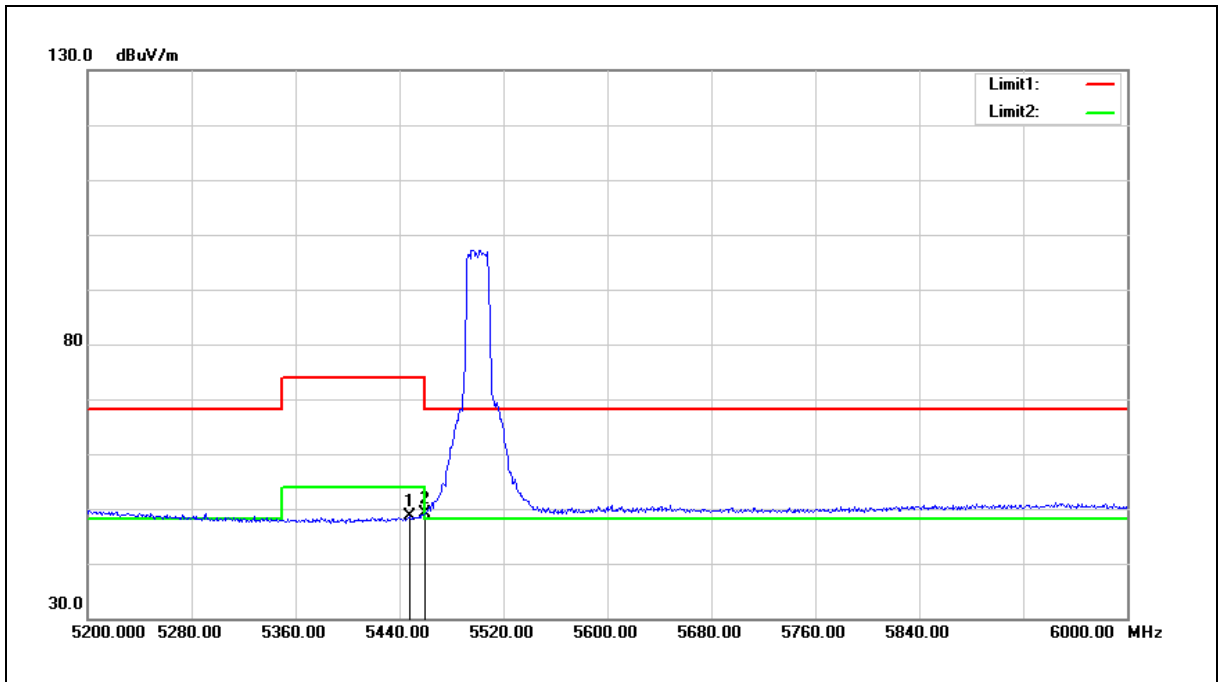
Standard:	FCC Part 15.407	Test Distance:	3 m
Test item:	Band edge		
Frequency:	5500 MHz		
Mode:	802.11a		
Ant.Polar.:	Horizontal		



No.	Frequency (MHz)	Reading (dBuV)	Correct Factor (dB/m)	Result (dBuV/m)	Limit (dBuV/m)	Margin (dB)	Remark
1	5457.600	50.87	0.50	51.37	54.00	-2.63	AVG
2	5460.000	51.94	0.51	52.45	54.00	-1.55	AVG

- Note: 1.Result (dBuV/m) = Correct Factor (dB/m) + Reading(dBuV).  
 2.Correction factor (dB/m) = Antenna Factor (dB/m) + Cable loss (dB) – Pre-Amplifier gain (dB).  
 3.When the peak results are less than average limit, so not need to evaluate the average.

Standard:	FCC Part 15.407	Test Distance:	3 m
Test item:	Band edge		
Frequency:	5500 MHz		
Mode:	802.11a		
Ant.Polar.:	Vertical		



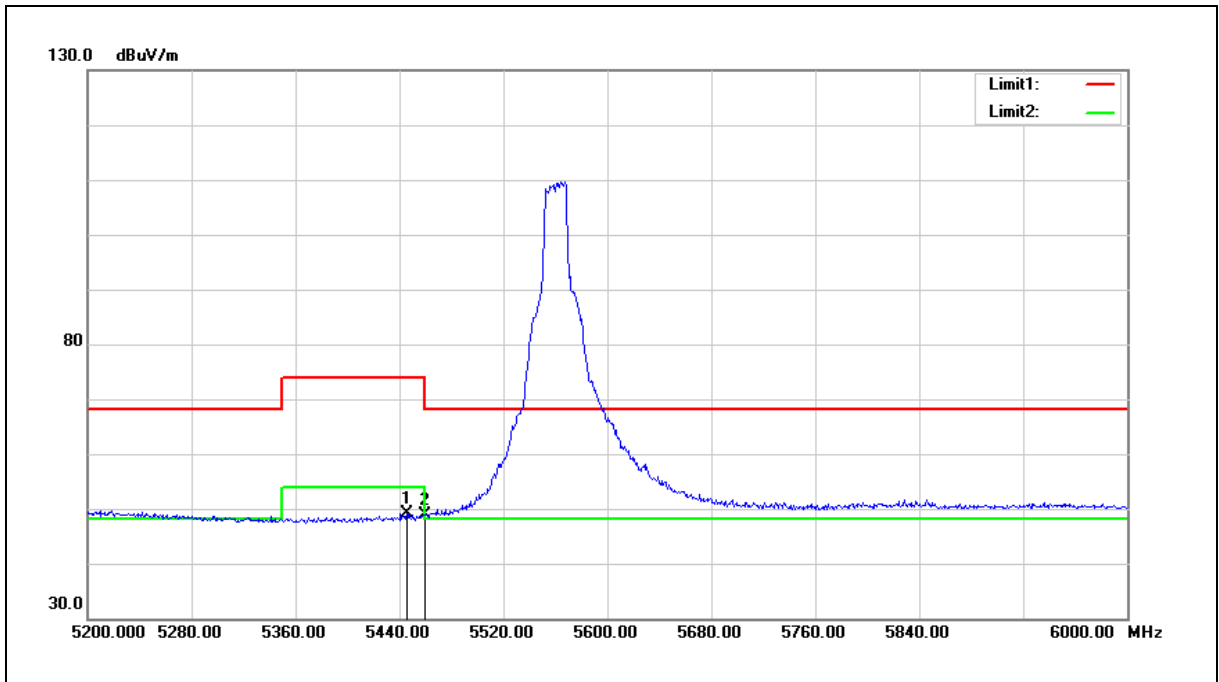
No.	Frequency (MHz)	Reading (dBuV)	Correct Factor (dB/m)	Result (dBuV/m)	Limit (dBuV/m)	Margin (dB)	Remark
1	5448.000	48.18	0.48	48.66	54.00	-5.34	AVG
2	5460.000	48.61	0.51	49.12	54.00	-4.88	AVG

Note:1.Result (dBuV/m) = Correct Factor (dB/m) + Reading(dBuV).

2.Correction factor (dB/m) = Antenna Factor (dB/m) + Cable loss (dB) – Pre-Amplifier gain (dB).

3.When the peak results are less than average limit, so not need to evaluate the average.

Standard:	FCC Part 15.407	Test Distance:	3 m
Test item:	Band edge		
Frequency:	5560 MHz		
Mode:	802.11a		
Ant.Polar.:	Horizontal		



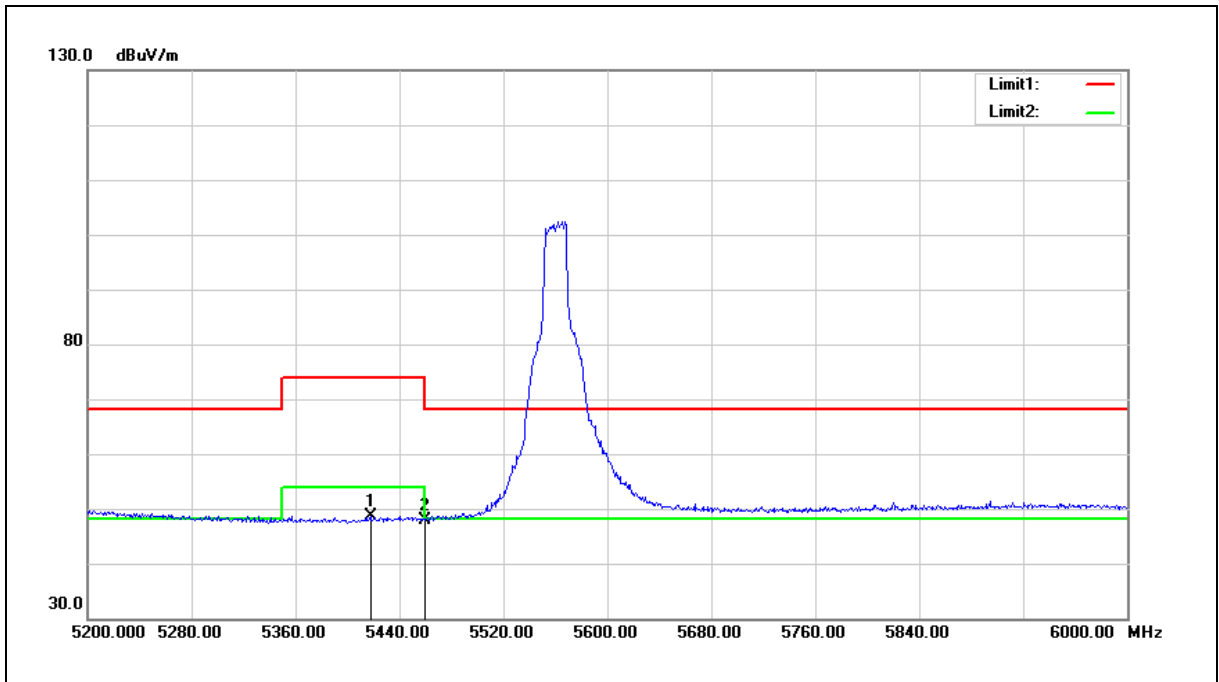
No.	Frequency (MHz)	Reading (dBuV)	Correct Factor (dB/m)	Result (dBuV/m)	Limit (dBuV/m)	Margin (dB)	Remark
1	5445.600	48.63	0.48	49.11	54.00	-4.89	AVG
2	5460.000	48.42	0.51	48.93	54.00	-5.07	AVG

Note:1.Result (dBuV/m) = Correct Factor (dB/m) + Reading(dBuV).

2.Correction factor (dB/m) = Antenna Factor (dB/m) + Cable loss (dB) – Pre-Amplifier gain (dB).

3.When the peak results are less than average limit, so not need to evaluate the average.

Standard:	FCC Part 15.407	Test Distance:	3 m
Test item:	Band edge		
Frequency:	5560 MHz		
Mode:	802.11a		
Ant.Polar.:	Vertical		



No.	Frequency (MHz)	Reading (dBuV)	Correct Factor (dB/m)	Result (dBuV/m)	Limit (dBuV/m)	Margin (dB)	Remark
1	5417.600	48.29	0.41	48.70	54.00	-5.30	AVG
2	5460.000	47.48	0.51	47.99	54.00	-6.01	AVG

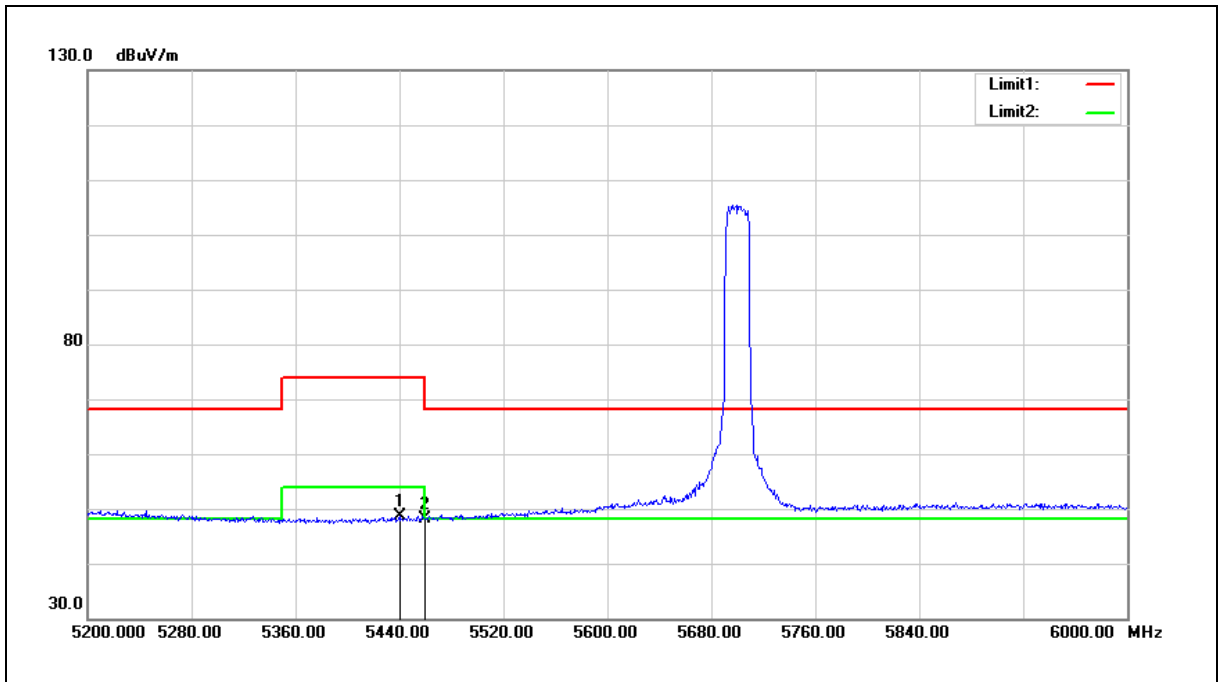
Note: 1. Result (dBuV/m) = Correct Factor (dB/m) + Reading (dBuV).

2. Correction factor (dB/m) = Antenna Factor (dB/m) + Cable loss (dB) – Pre-Amplifier gain (dB).

3. When the peak results are less than average limit, so not need to evaluate the average.



Standard:	FCC Part 15.407	Test Distance:	3 m
Test item:	Band edge		
Frequency:	5700 MHz		
Mode:	802.11a		
Ant.Polar.:	Horizontal		



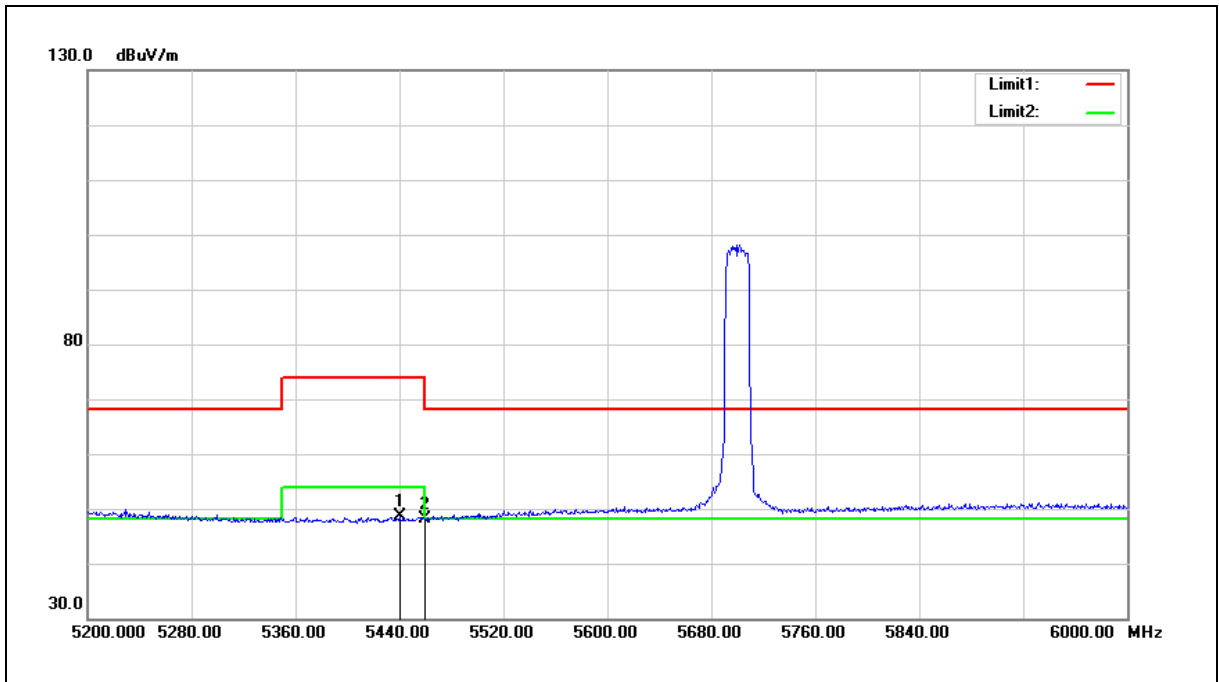
No.	Frequency (MHz)	Reading (dBuV)	Correct Factor (dB/m)	Result (dBuV/m)	Limit (dBuV/m)	Margin (dB)	Remark
1	5440.000	48.09	0.46	48.55	54.00	-5.45	AVG
2	5460.000	47.50	0.51	48.01	54.00	-5.99	AVG

Note:1.Result (dBuV/m) = Correct Factor (dB/m) + Reading(dBuV).

2.Correction factor (dB/m) = Antenna Factor (dB/m) + Cable loss (dB) – Pre-Amplifier gain (dB).

3.When the peak results are less than average limit, so not need to evaluate the average.

Standard:	FCC Part 15.407	Test Distance:	3 m
Test item:	Band edge		
Frequency:	5700 MHz		
Mode:	802.11a		
Ant.Polar.:	Vertical		



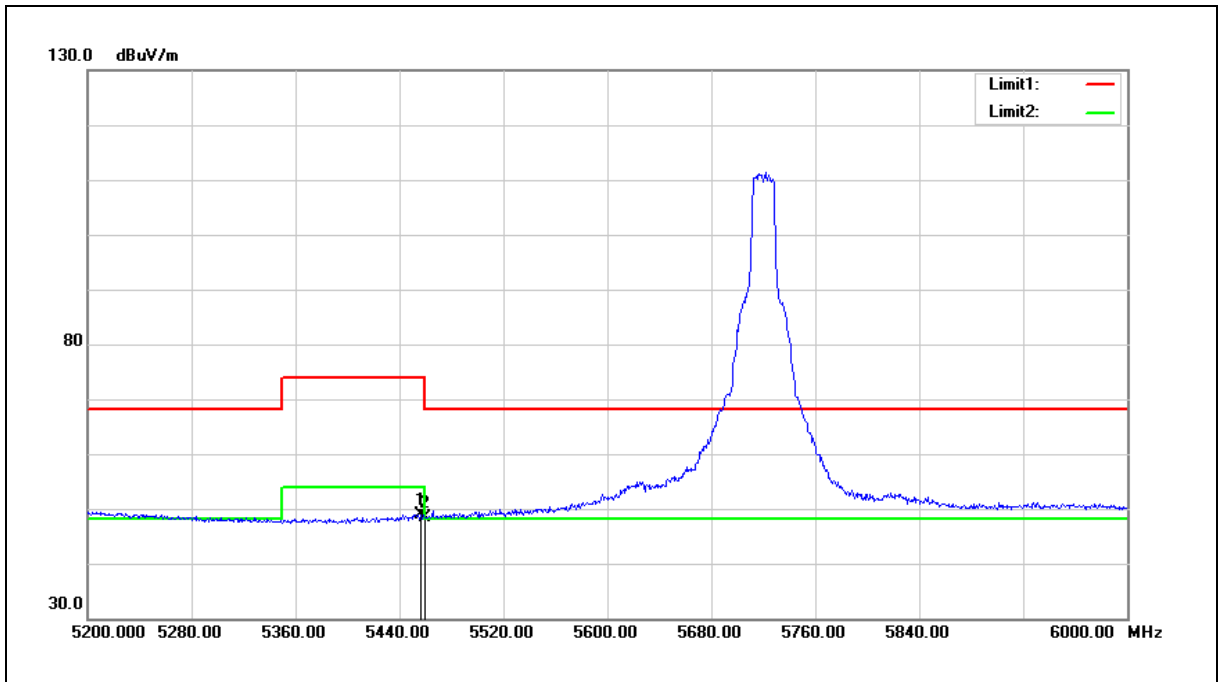
No.	Frequency (MHz)	Reading (dBuV)	Correct Factor (dB/m)	Result (dBuV/m)	Limit (dBuV/m)	Margin (dB)	Remark
1	5440.000	48.22	0.46	48.68	54.00	-5.32	AVG
2	5460.000	47.68	0.51	48.19	54.00	-5.81	AVG

Note:1.Result (dBuV/m) = Correct Factor (dB/m) + Reading(dBuV).

2.Correction factor (dB/m) = Antenna Factor (dB/m) + Cable loss (dB) – Pre-Amplifier gain (dB).

3.When the peak results are less than average limit, so not need to evaluate the average.

Standard:	FCC Part 15.407	Test Distance:	3 m
Test item:	Band edge		
Frequency:	5720 MHz		
Mode:	802.11a		
Ant.Polar.:	Horizontal		



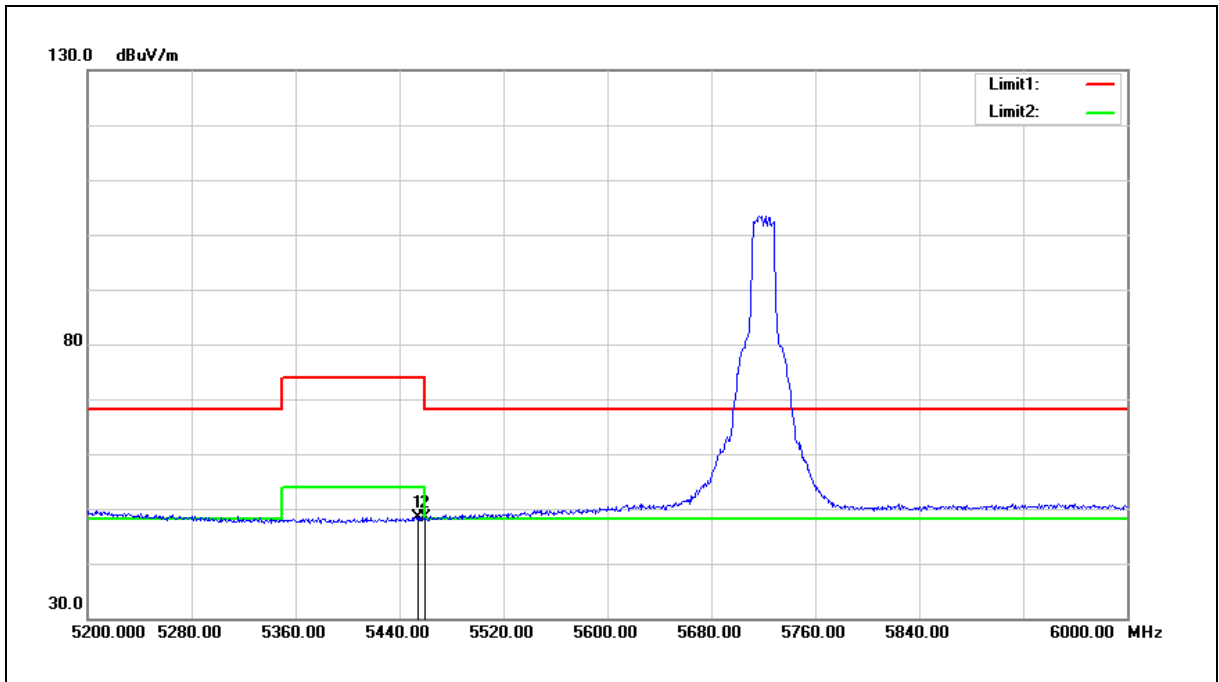
No.	Frequency (MHz)	Reading (dBuV)	Correct Factor (dB/m)	Result (dBuV/m)	Limit (dBuV/m)	Margin (dB)	Remark
1	5456.000	48.37	0.49	48.86	54.00	-5.14	AVG
2	5460.000	47.85	0.51	48.36	54.00	-5.64	AVG

Note: 1. Result (dBuV/m) = Correct Factor (dB/m) + Reading (dBuV).

2. Correction factor (dB/m) = Antenna Factor (dB/m) + Cable loss (dB) – Pre-Amplifier gain (dB).

3. When the peak results are less than average limit, so not need to evaluate the average.

Standard:	FCC Part 15.407	Test Distance:	3 m
Test item:	Band edge		
Frequency:	5720 MHz		
Mode:	802.11a		
Ant.Polar.:	Vertical		



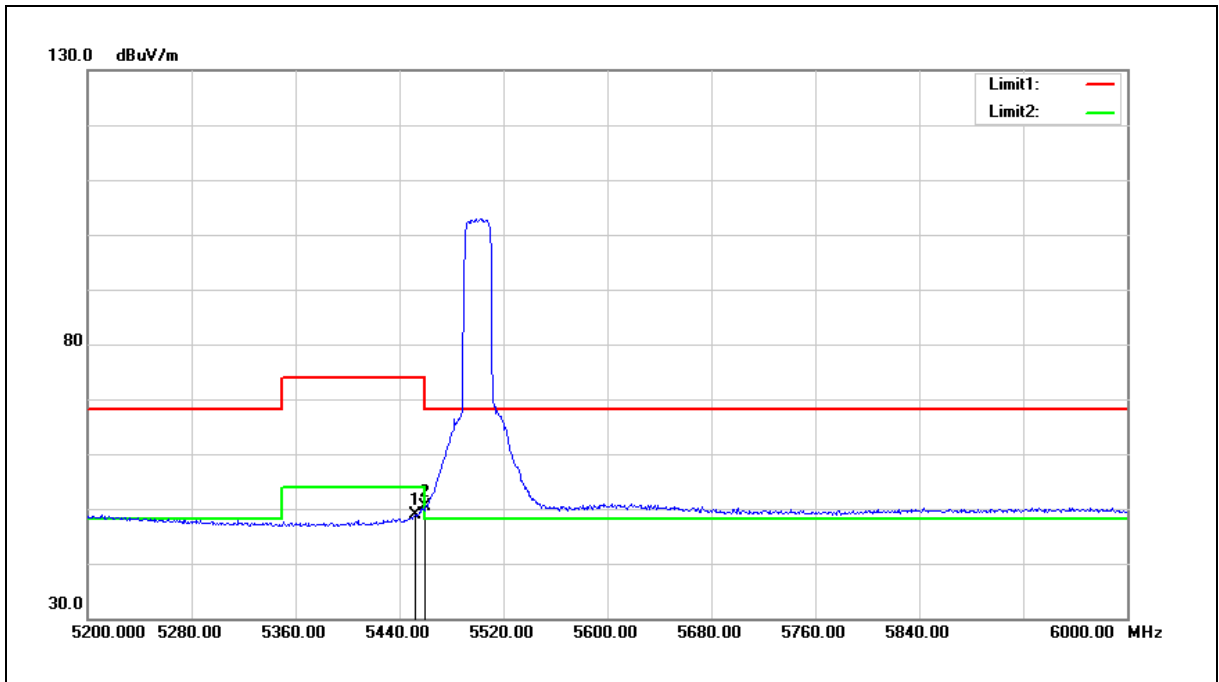
No.	Frequency (MHz)	Reading (dBuV)	Correct Factor (dB/m)	Result (dBuV/m)	Limit (dBuV/m)	Margin (dB)	Remark
1	5454.400	48.01	0.48	48.49	54.00	-5.51	AVG
2	5460.000	47.99	0.51	48.50	54.00	-5.50	AVG

Note:1.Result (dBuV/m) = Correct Factor (dB/m) + Reading(dBuV).

2.Correction factor (dB/m) = Antenna Factor (dB/m) + Cable loss (dB) – Pre-Amplifier gain (dB).

3.When the peak results are less than average limit, so not need to evaluate the average.

Standard:	FCC Part 15.407	Test Distance:	3 m
Test item:	Band edge		
Frequency:	5500 MHz		
Mode:	802.11ax HE20		
Ant.Polar.:	Horizontal		



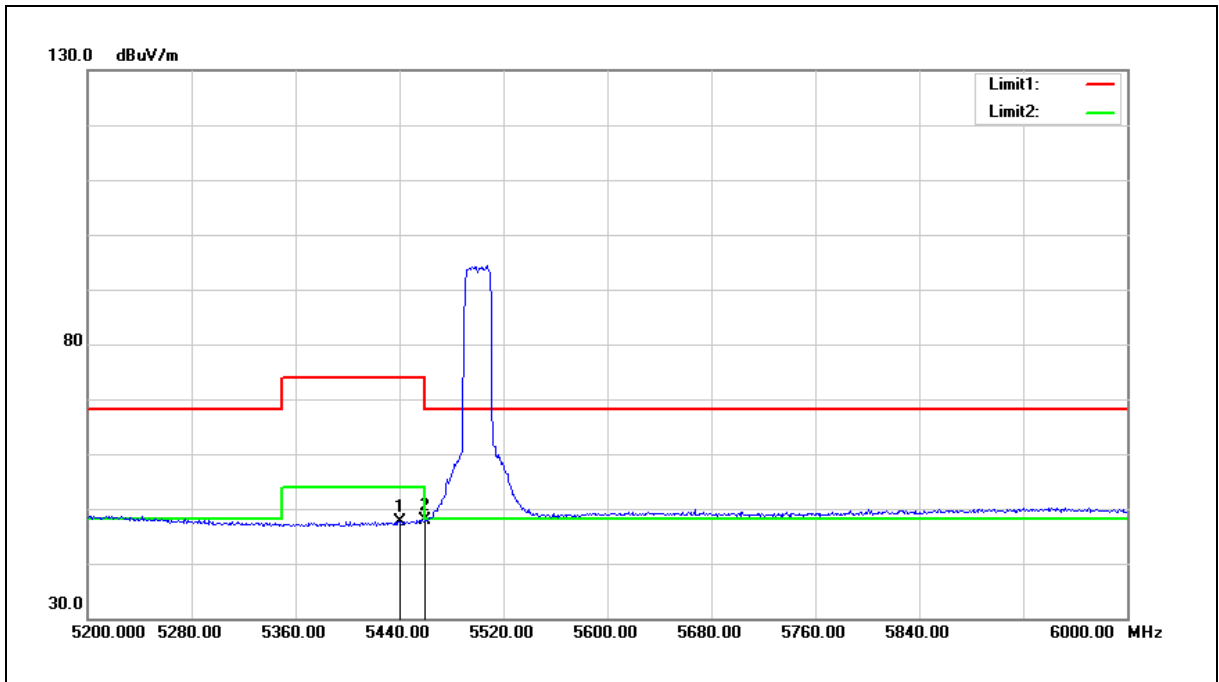
No.	Frequency (MHz)	Reading (dBuV)	Correct Factor (dB/m)	Result (dBuV/m)	Limit (dBuV/m)	Margin (dB)	Remark
1	5452.000	48.50	0.48	48.98	54.00	-5.02	AVG
2	5460.000	49.76	0.51	50.27	54.00	-3.73	AVG

Note: 1.Result (dBuV/m) = Correct Factor (dB/m) + Reading(dBuV).

2.Correction factor (dB/m) = Antenna Factor (dB/m) + Cable loss (dB) – Pre-Amplifier gain (dB).

3.When the peak results are less than average limit, so not need to evaluate the average.

Standard:	FCC Part 15.407	Test Distance:	3 m
Test item:	Band edge		
Frequency:	5500 MHz		
Mode:	802.11ax HE20		
Ant.Polar.:	Vertical		



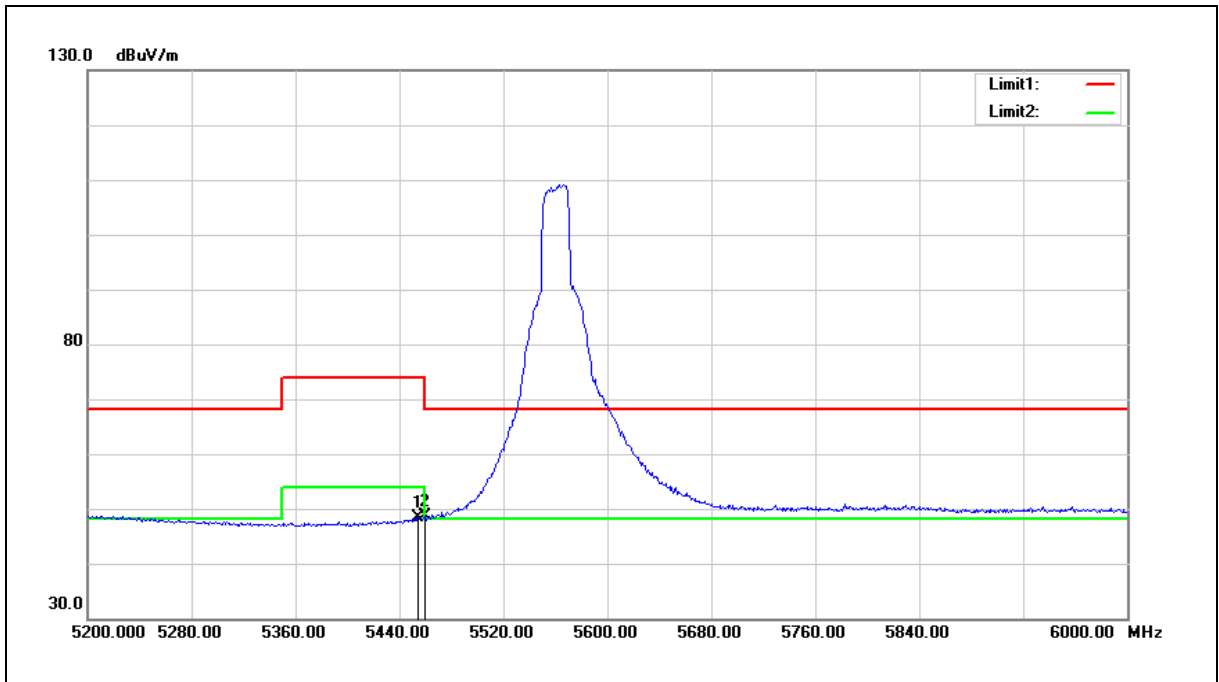
No.	Frequency (MHz)	Reading (dBuV)	Correct Factor (dB/m)	Result (dBuV/m)	Limit (dBuV/m)	Margin (dB)	Remark
1	5440.000	47.28	0.46	47.74	54.00	-6.26	AVG
2	5460.000	47.41	0.51	47.92	54.00	-6.08	AVG

Note: 1. Result (dBuV/m) = Correct Factor (dB/m) + Reading (dBuV).

2. Correction factor (dB/m) = Antenna Factor (dB/m) + Cable loss (dB) – Pre-Amplifier gain (dB).

3. When the peak results are less than average limit, so not need to evaluate the average.

Standard:	FCC Part 15.407	Test Distance:	3 m
Test item:	Band edge		
Frequency:	5560 MHz		
Mode:	802.11ax HE20		
Ant.Polar.:	Horizontal		



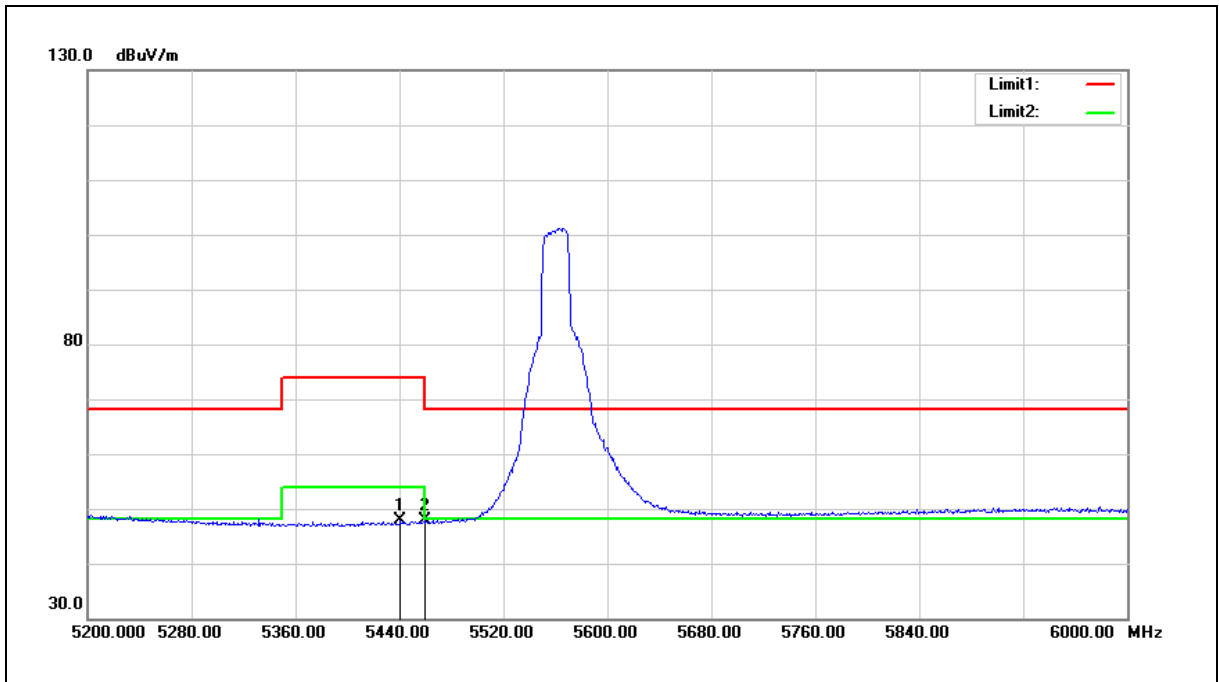
No.	Frequency (MHz)	Reading (dBuV)	Correct Factor (dB/m)	Result (dBuV/m)	Limit (dBuV/m)	Margin (dB)	Remark
1	5454.400	47.89	0.48	48.37	54.00	-5.63	AVG
2	5460.000	48.13	0.51	48.64	54.00	-5.36	AVG

Note:1.Result (dBuV/m) = Correct Factor (dB/m) + Reading(dBuV).

2.Correction factor (dB/m) = Antenna Factor (dB/m) + Cable loss (dB) – Pre-Amplifier gain (dB).

3.When the peak results are less than average limit, so not need to evaluate the average.

Standard:	FCC Part 15.407	Test Distance:	3 m
Test item:	Band edge		
Frequency:	5560 MHz		
Mode:	802.11ax HE20		
Ant.Polar.:	Vertical		



No.	Frequency (MHz)	Reading (dBuV)	Correct Factor (dB/m)	Result (dBuV/m)	Limit (dBuV/m)	Margin (dB)	Remark
1	5440.800	47.45	0.46	47.91	54.00	-6.09	AVG
2	5460.000	47.25	0.51	47.76	54.00	-6.24	AVG

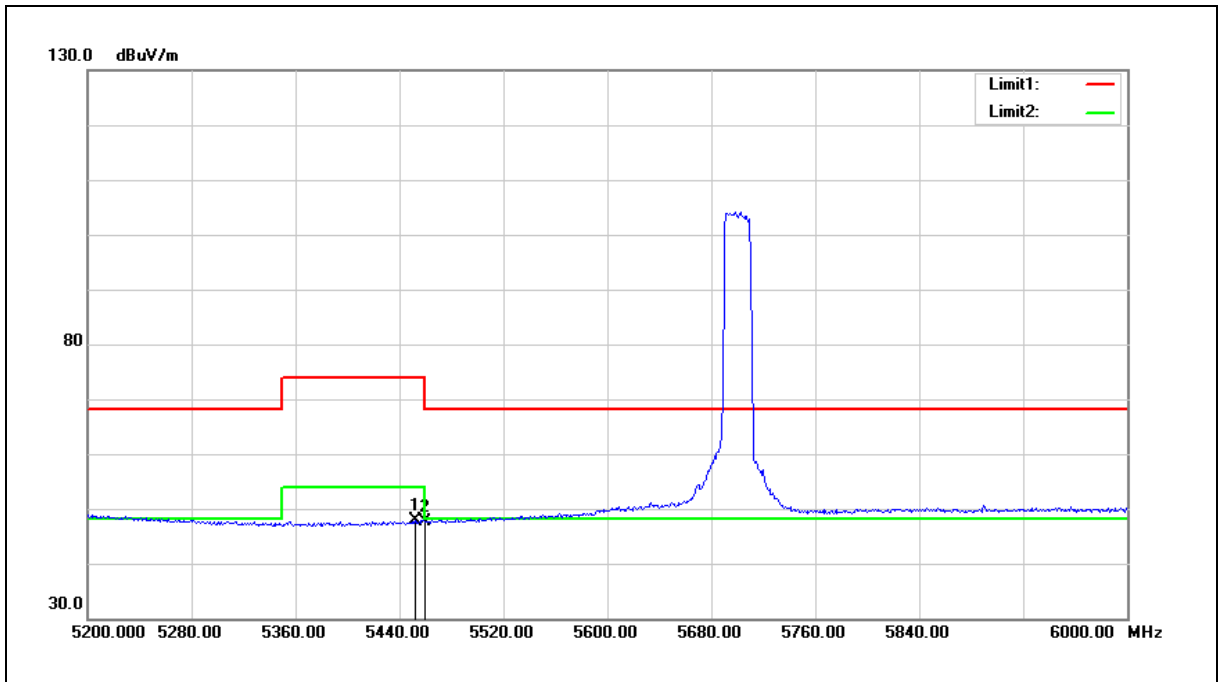
Note:1.Result (dBuV/m) = Correct Factor (dB/m) + Reading(dBuV).

2.Correction factor (dB/m) = Antenna Factor (dB/m) + Cable loss (dB) – Pre-Amplifier gain (dB).

3.When the peak results are less than average limit, so not need to evaluate the average.



Standard:	FCC Part 15.407	Test Distance:	3 m
Test item:	Band edge		
Frequency:	5700 MHz		
Mode:	802.11ax HE20		
Ant.Polar.:	Horizontal		



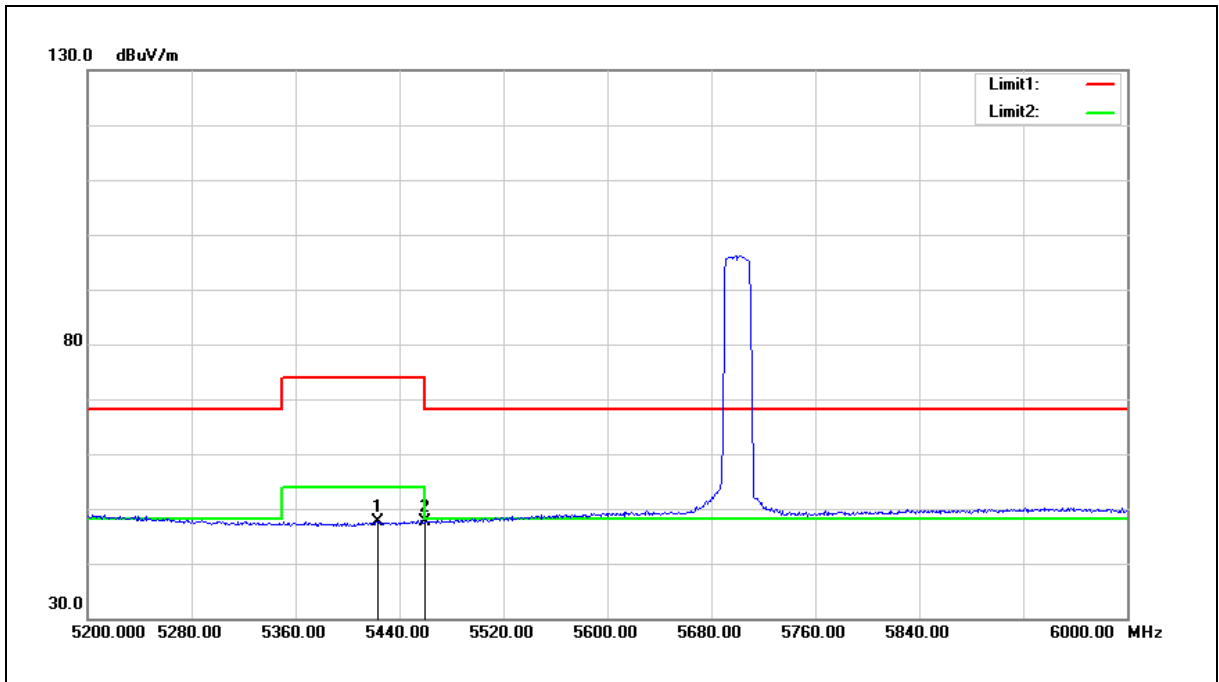
No.	Frequency (MHz)	Reading (dBuV)	Correct Factor (dB/m)	Result (dBuV/m)	Limit (dBuV/m)	Margin (dB)	Remark
1	5452.000	47.32	0.48	47.80	54.00	-6.20	AVG
2	5460.000	47.02	0.51	47.53	54.00	-6.47	AVG

Note: 1. Result (dBuV/m) = Correct Factor (dB/m) + Reading (dBuV).

2. Correction factor (dB/m) = Antenna Factor (dB/m) + Cable loss (dB) – Pre-Amplifier gain (dB).

3. When the peak results are less than average limit, so not need to evaluate the average.

Standard:	FCC Part 15.407	Test Distance:	3 m
Test item:	Band edge		
Frequency:	5700 MHz		
Mode:	802.11ax HE20		
Ant.Polar.:	Vertical		



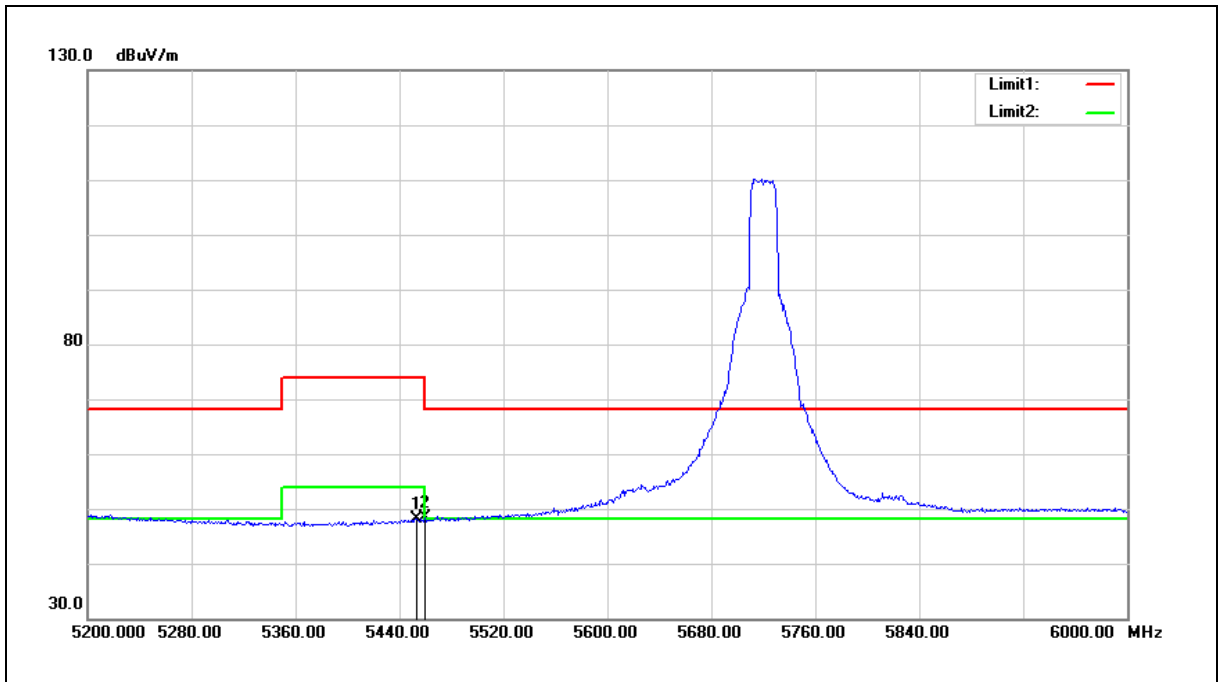
No.	Frequency (MHz)	Reading (dBuV)	Correct Factor (dB/m)	Result (dBuV/m)	Limit (dBuV/m)	Margin (dB)	Remark
1	5423.200	47.30	0.43	47.73	54.00	-6.27	AVG
2	5460.000	47.12	0.51	47.63	54.00	-6.37	AVG

Note:1.Result (dBuV/m) = Correct Factor (dB/m) + Reading(dBuV).

2.Correction factor (dB/m) = Antenna Factor (dB/m) + Cable loss (dB) – Pre-Amplifier gain (dB).

3.When the peak results are less than average limit, so not need to evaluate the average.

Standard:	FCC Part 15.407	Test Distance:	3 m
Test item:	Band edge		
Frequency:	5720 MHz		
Mode:	802.11ax HE20		
Ant.Polar.:	Horizontal		



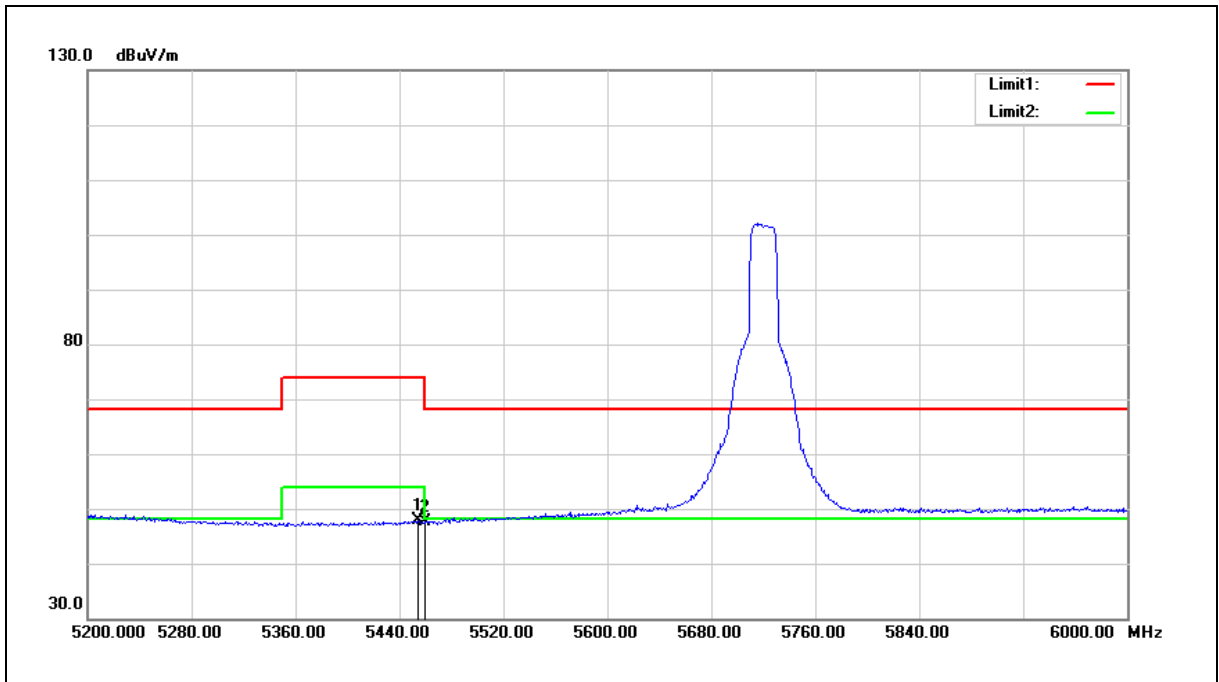
No.	Frequency (MHz)	Reading (dBuV)	Correct Factor (dB/m)	Result (dBuV/m)	Limit (dBuV/m)	Margin (dB)	Remark
1	5453.600	47.72	0.48	48.20	54.00	-5.80	AVG
2	5460.000	47.86	0.51	48.37	54.00	-5.63	AVG

Note: 1. Result (dBuV/m) = Correct Factor (dB/m) + Reading (dBuV).

2. Correction factor (dB/m) = Antenna Factor (dB/m) + Cable loss (dB) – Pre-Amplifier gain (dB).

3. When the peak results are less than average limit, so not need to evaluate the average.

Standard:	FCC Part 15.407	Test Distance:	3 m
Test item:	Band edge		
Frequency:	5720 MHz		
Mode:	802.11ax HE20		
Ant.Polar.:	Vertical		



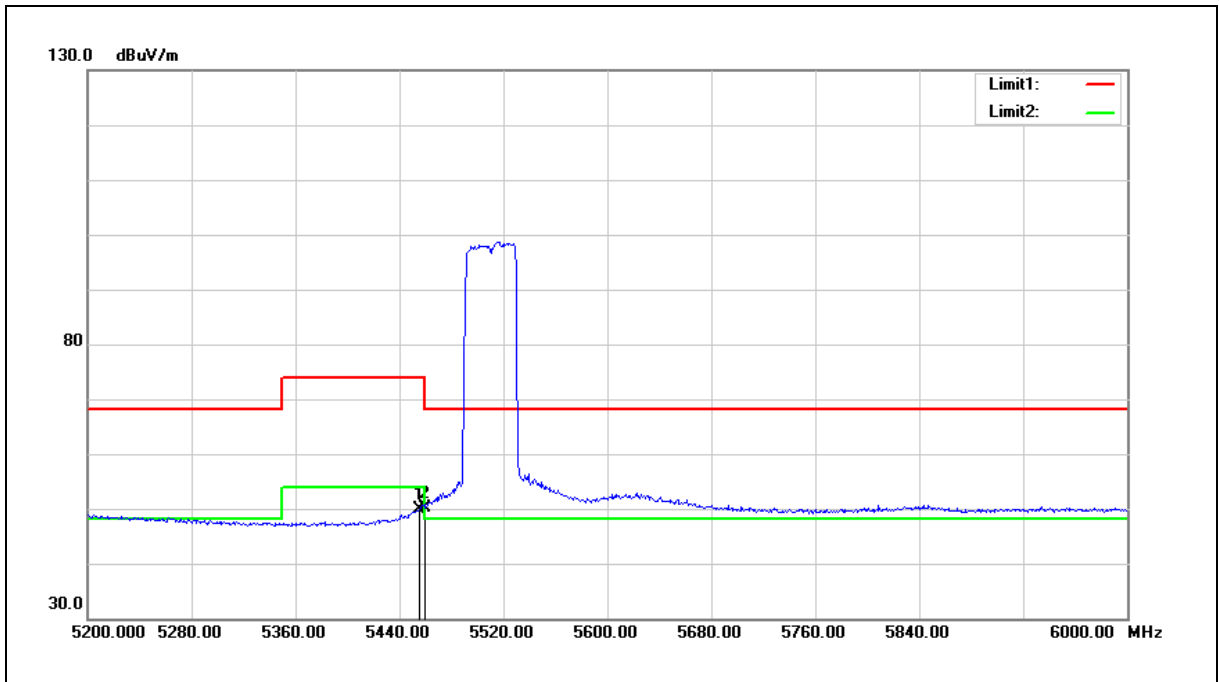
No.	Frequency (MHz)	Reading (dBuV)	Correct Factor (dB/m)	Result (dBuV/m)	Limit (dBuV/m)	Margin (dB)	Remark
1	5454.400	47.30	0.48	47.78	54.00	-6.22	AVG
2	5460.000	47.14	0.51	47.65	54.00	-6.35	AVG

Note: 1. Result (dBuV/m) = Correct Factor (dB/m) + Reading (dBuV).

2. Correction factor (dB/m) = Antenna Factor (dB/m) + Cable loss (dB) – Pre-Amplifier gain (dB).

3. When the peak results are less than average limit, so not need to evaluate the average.

Standard:	FCC Part 15.407	Test Distance:	3 m
Test item:	Band edge		
Frequency:	5510 MHz		
Mode:	802.11ax HE40		
Ant.Polar.:	Horizontal		



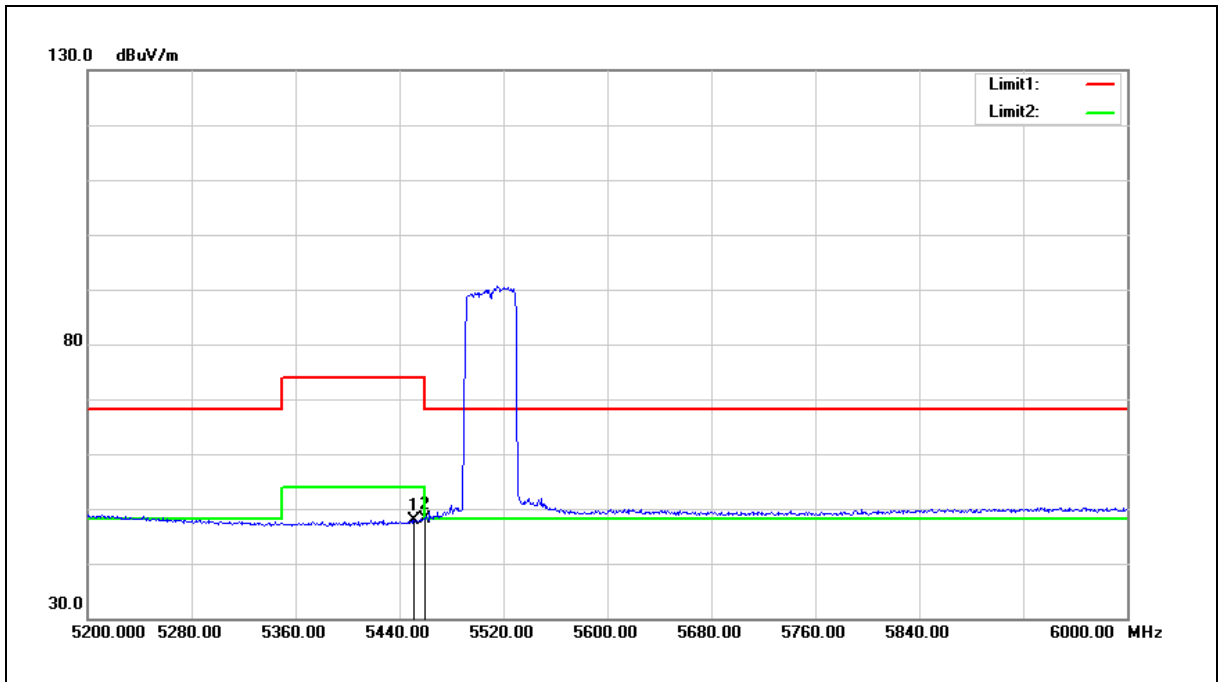
No.	Frequency (MHz)	Reading (dBuV)	Correct Factor (dB/m)	Result (dBuV/m)	Limit (dBuV/m)	Margin (dB)	Remark
1	5455.200	49.48	0.48	49.96	54.00	-4.04	AVG
2	5460.000	49.60	0.51	50.11	54.00	-3.89	AVG

Note: 1. Result (dBuV/m) = Correct Factor (dB/m) + Reading (dBuV).

2. Correction factor (dB/m) = Antenna Factor (dB/m) + Cable loss (dB) – Pre-Amplifier gain (dB).

3. When the peak results are less than average limit, so not need to evaluate the average.

Standard:	FCC Part 15.407	Test Distance:	3 m
Test item:	Band edge		
Frequency:	5510 MHz		
Mode:	802.11ax HE40		
Ant.Polar.:	Vertical		



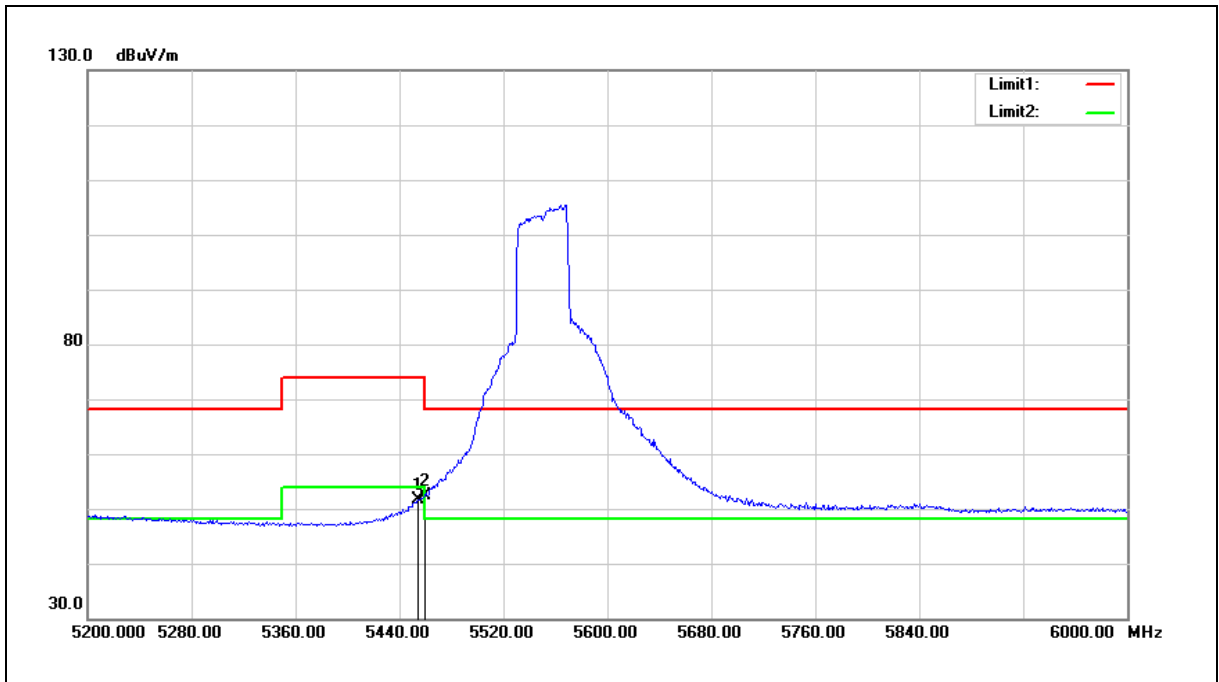
No.	Frequency (MHz)	Reading (dBuV)	Correct Factor (dB/m)	Result (dBuV/m)	Limit (dBuV/m)	Margin (dB)	Remark
1	5451.200	47.39	0.48	47.87	54.00	-6.13	AVG
2	5460.000	47.64	0.51	48.15	54.00	-5.85	AVG

Note:1.Result (dBuV/m) = Correct Factor (dB/m) + Reading(dBuV).

2.Correction factor (dB/m) = Antenna Factor (dB/m) + Cable loss (dB) – Pre-Amplifier gain (dB).

3.When the peak results are less than average limit, so not need to evaluate the average.

Standard:	FCC Part 15.407	Test Distance:	3 m
Test item:	Band edge		
Frequency:	5550 MHz		
Mode:	802.11ax HE40		
Ant.Polar.:	Horizontal		



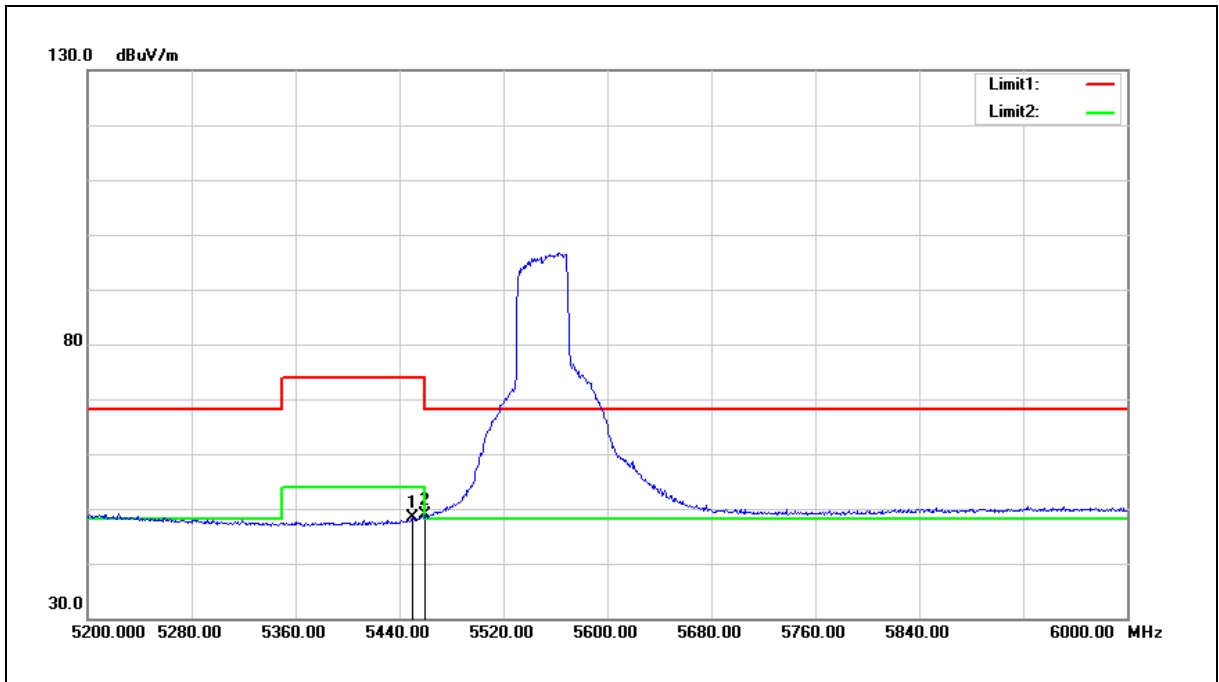
No.	Frequency (MHz)	Reading (dBuV)	Correct Factor (dB/m)	Result (dBuV/m)	Limit (dBuV/m)	Margin (dB)	Remark
1	5454.400	51.14	0.48	51.62	54.00	-2.38	AVG
2	5460.000	51.89	0.51	52.40	54.00	-1.60	AVG

Note: 1.Result (dBuV/m) = Correct Factor (dB/m) + Reading(dBuV).

2.Correction factor (dB/m) = Antenna Factor (dB/m) + Cable loss (dB) – Pre-Amplifier gain (dB).

3.When the peak results are less than average limit, so not need to evaluate the average.

Standard:	FCC Part 15.407	Test Distance:	3 m
Test item:	Band edge		
Frequency:	5550 MHz		
Mode:	802.11ax HE40		
Ant.Polar.:	Vertical		



No.	Frequency (MHz)	Reading (dBuV)	Correct Factor (dB/m)	Result (dBuV/m)	Limit (dBuV/m)	Margin (dB)	Remark
1	5449.600	47.82	0.48	48.30	54.00	-5.70	AVG
2	5460.000	48.40	0.51	48.91	54.00	-5.09	AVG

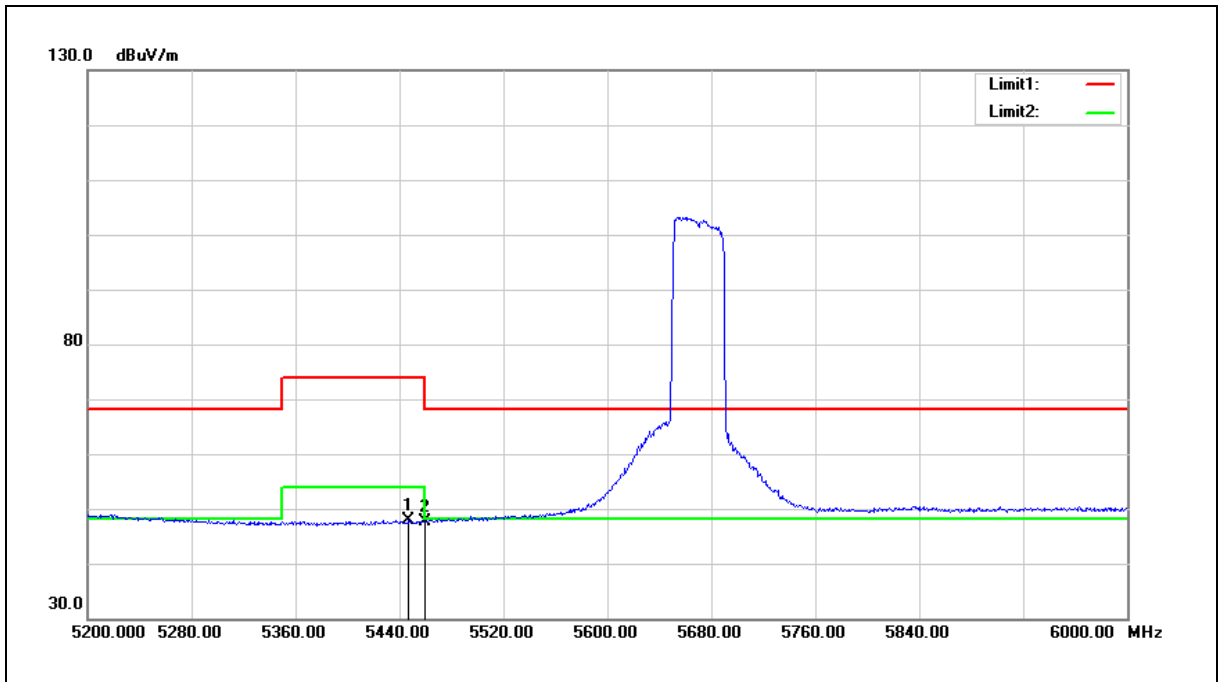
Note:1.Result (dBuV/m) = Correct Factor (dB/m) + Reading(dBuV).

2.Correction factor (dB/m) = Antenna Factor (dB/m) + Cable loss (dB) – Pre-Amplifier gain (dB).

3.When the peak results are less than average limit, so not need to evaluate the average.



Standard:	FCC Part 15.407	Test Distance:	3 m
Test item:	Band edge		
Frequency:	5670 MHz		
Mode:	802.11ax HE40		
Ant.Polar.:	Horizontal		



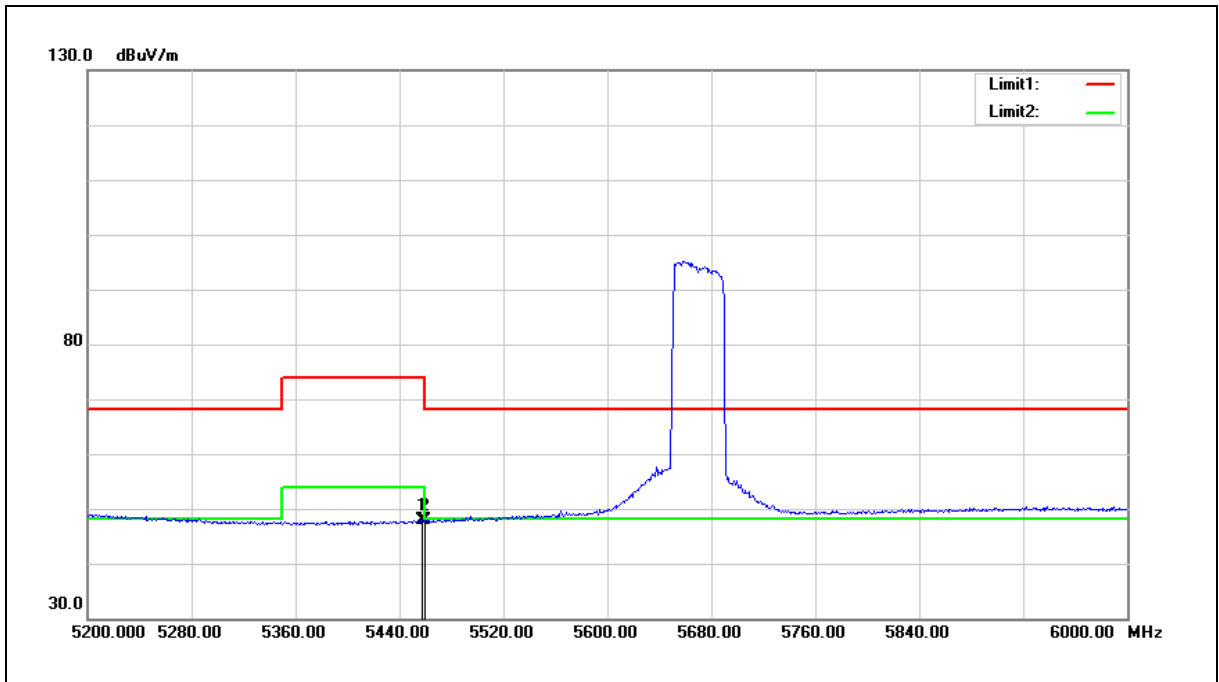
No.	Frequency (MHz)	Reading (dBuV)	Correct Factor (dB/m)	Result (dBuV/m)	Limit (dBuV/m)	Margin (dB)	Remark
1	5447.200	47.40	0.48	47.88	54.00	-6.12	AVG
2	5460.000	47.01	0.51	47.52	54.00	-6.48	AVG

Note: 1. Result (dBuV/m) = Correct Factor (dB/m) + Reading (dBuV).

2. Correction factor (dB/m) = Antenna Factor (dB/m) + Cable loss (dB) – Pre-Amplifier gain (dB).

3. When the peak results are less than average limit, so not need to evaluate the average.

Standard:	FCC Part 15.407	Test Distance:	3 m
Test item:	Band edge		
Frequency:	5670 MHz		
Mode:	802.11ax HE40		
Ant.Polar.:	Vertical		



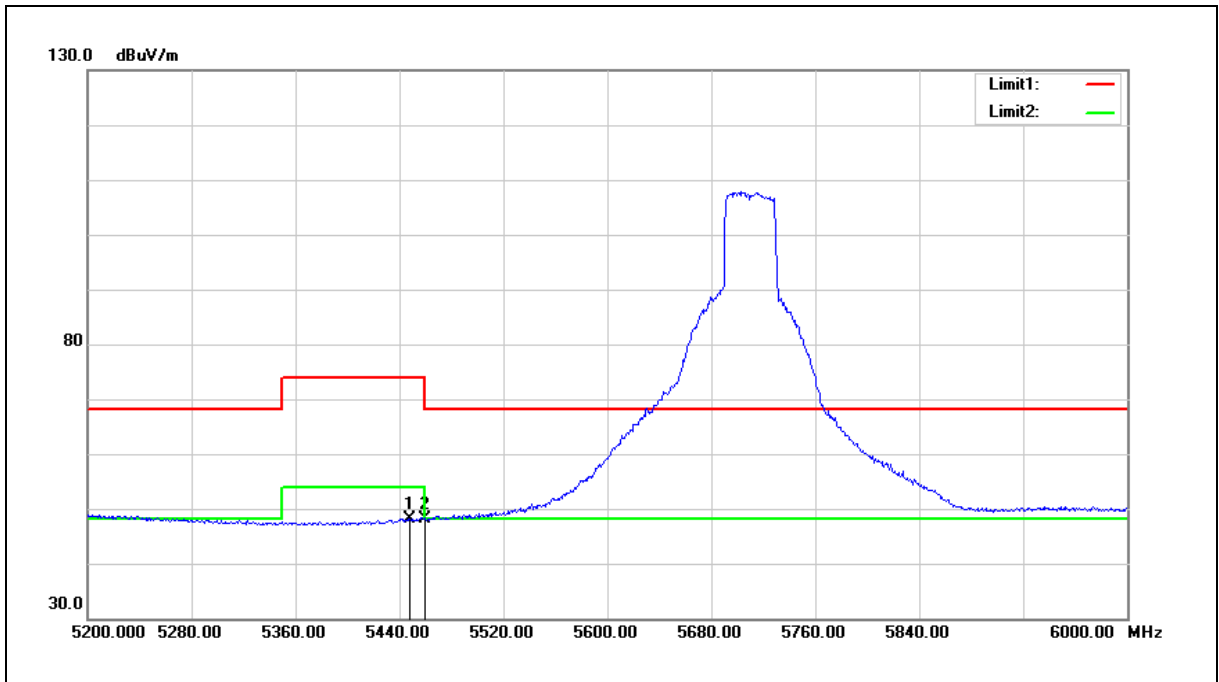
No.	Frequency (MHz)	Reading (dBuV)	Correct Factor (dB/m)	Result (dBuV/m)	Limit (dBuV/m)	Margin (dB)	Remark
1	5457.600	47.41	0.50	47.91	54.00	-6.09	AVG
2	5460.000	47.30	0.51	47.81	54.00	-6.19	AVG

Note:1.Result (dBuV/m) = Correct Factor (dB/m) + Reading(dBuV).

2.Correction factor (dB/m) = Antenna Factor (dB/m) + Cable loss (dB) – Pre-Amplifier gain (dB).

3.When the peak results are less than average limit, so not need to evaluate the average.

Standard:	FCC Part 15.407	Test Distance:	3 m
Test item:	Band edge		
Frequency:	5710 MHz		
Mode:	802.11ax HE40		
Ant.Polar.:	Horizontal		



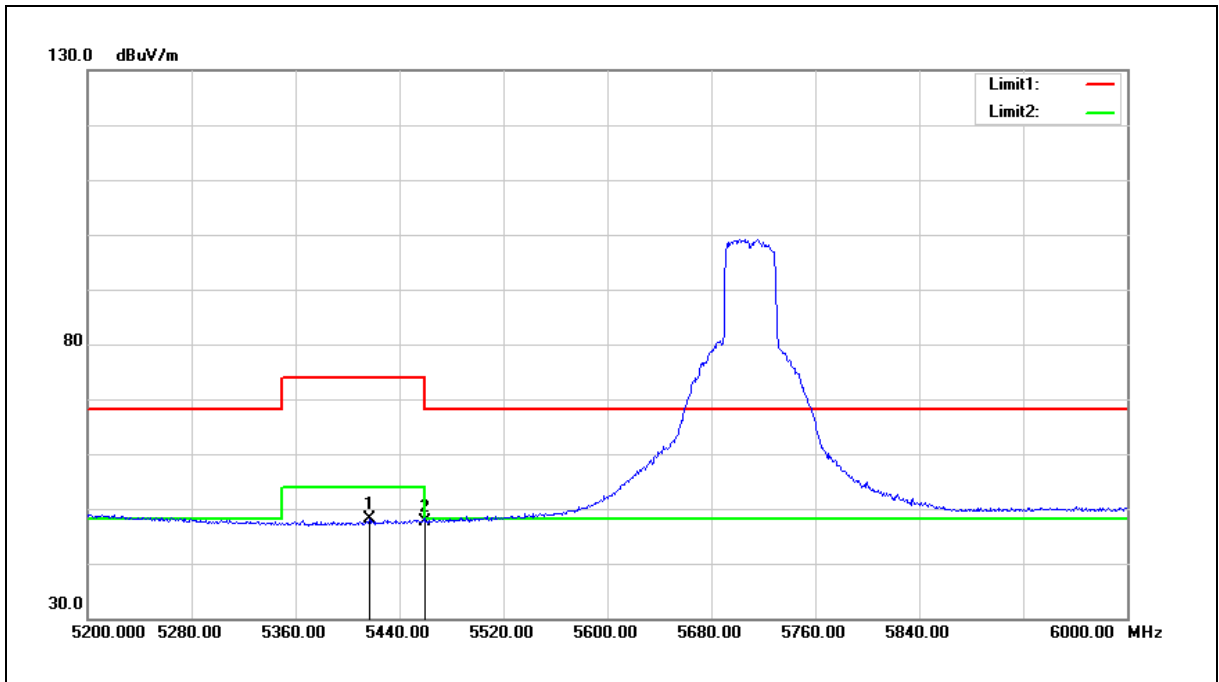
No.	Frequency (MHz)	Reading (dBuV)	Correct Factor (dB/m)	Result (dBuV/m)	Limit (dBuV/m)	Margin (dB)	Remark
1	5448.000	47.74	0.48	48.22	54.00	-5.78	AVG
2	5460.000	47.52	0.51	48.03	54.00	-5.97	AVG

Note: 1. Result (dBuV/m) = Correct Factor (dB/m) + Reading (dBuV).

2. Correction factor (dB/m) = Antenna Factor (dB/m) + Cable loss (dB) – Pre-Amplifier gain (dB).

3. When the peak results are less than average limit, so not need to evaluate the average.

Standard:	FCC Part 15.407	Test Distance:	3 m
Test item:	Band edge		
Frequency:	5710 MHz		
Mode:	802.11ax HE40		
Ant.Polar.:	Vertical		



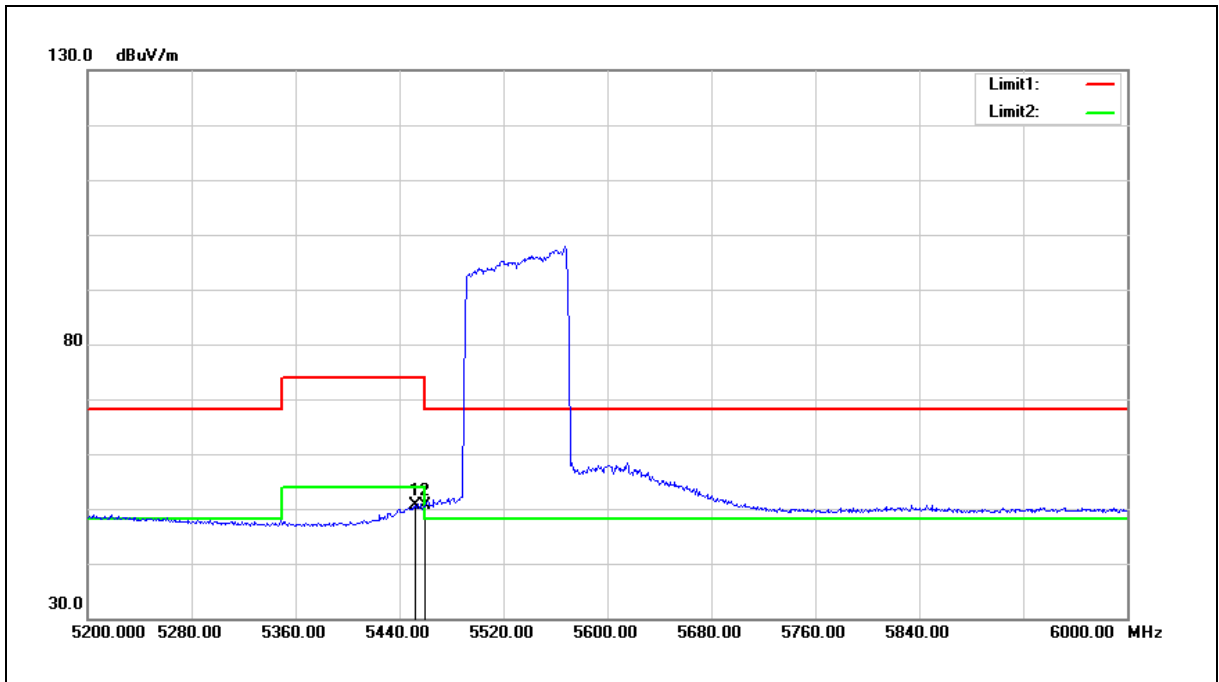
No.	Frequency (MHz)	Reading (dBuV)	Correct Factor (dB/m)	Result (dBuV/m)	Limit (dBuV/m)	Margin (dB)	Remark
1	5416.800	47.65	0.41	48.06	54.00	-5.94	AVG
2	5460.000	47.17	0.51	47.68	54.00	-6.32	AVG

Note: 1. Result (dBuV/m) = Correct Factor (dB/m) + Reading (dBuV).

2. Correction factor (dB/m) = Antenna Factor (dB/m) + Cable loss (dB) – Pre-Amplifier gain (dB).

3. When the peak results are less than average limit, so not need to evaluate the average.

Standard:	FCC Part 15.407	Test Distance:	3 m
Test item:	Band edge		
Frequency:	5530 MHz		
Mode:	802.11ax HE80		
Ant.Polar.:	Horizontal		



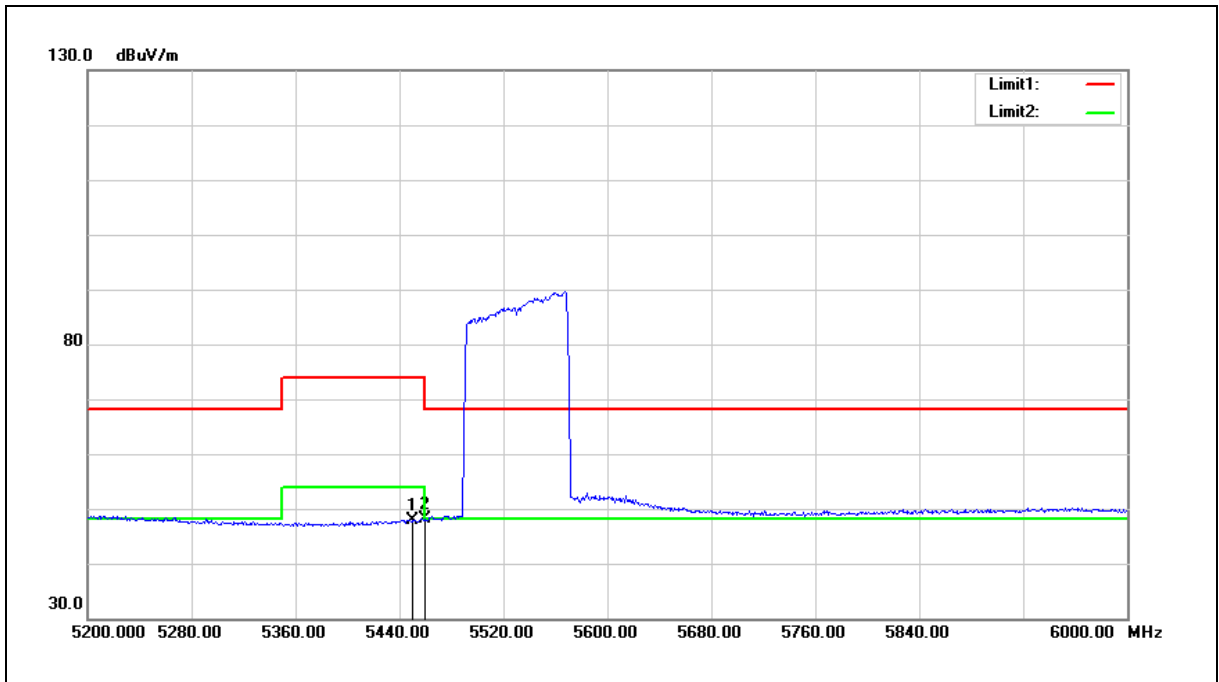
No.	Frequency (MHz)	Reading (dBuV)	Correct Factor (dB/m)	Result (dBuV/m)	Limit (dBuV/m)	Margin (dB)	Remark
1	5452.000	50.11	0.48	50.59	54.00	-3.41	AVG
2	5460.000	50.14	0.51	50.65	54.00	-3.35	AVG

Note:1.Result (dBuV/m) = Correct Factor (dB/m) + Reading(dBuV).

2.Correction factor (dB/m) = Antenna Factor (dB/m) + Cable loss (dB) – Pre-Amplifier gain (dB).

3.When the peak results are less than average limit, so not need to evaluate the average.

Standard:	FCC Part 15.407	Test Distance:	3 m
Test item:	Band edge		
Frequency:	5530 MHz		
Mode:	802.11ax HE80		
Ant.Polar.:	Vertical		



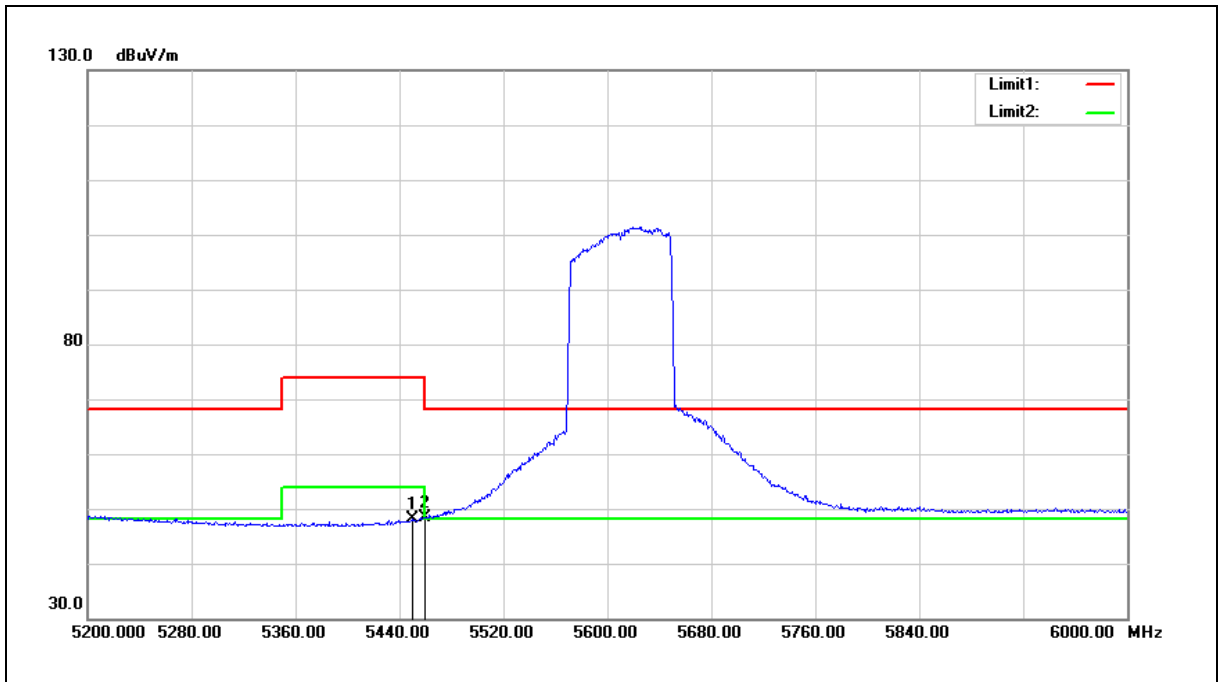
No.	Frequency (MHz)	Reading (dBuV)	Correct Factor (dB/m)	Result (dBuV/m)	Limit (dBuV/m)	Margin (dB)	Remark
1	5450.400	47.51	0.48	47.99	54.00	-6.01	AVG
2	5460.000	47.53	0.51	48.04	54.00	-5.96	AVG

Note:1.Result (dBuV/m) = Correct Factor (dB/m) + Reading(dBuV).

2.Correction factor (dB/m) = Antenna Factor (dB/m) + Cable loss (dB) – Pre-Amplifier gain (dB).

3.When the peak results are less than average limit, so not need to evaluate the average.

Standard:	FCC Part 15.407	Test Distance:	3 m
Test item:	Band edge		
Frequency:	5610 MHz		
Mode:	802.11ax HE80		
Ant.Polar.:	Horizontal		



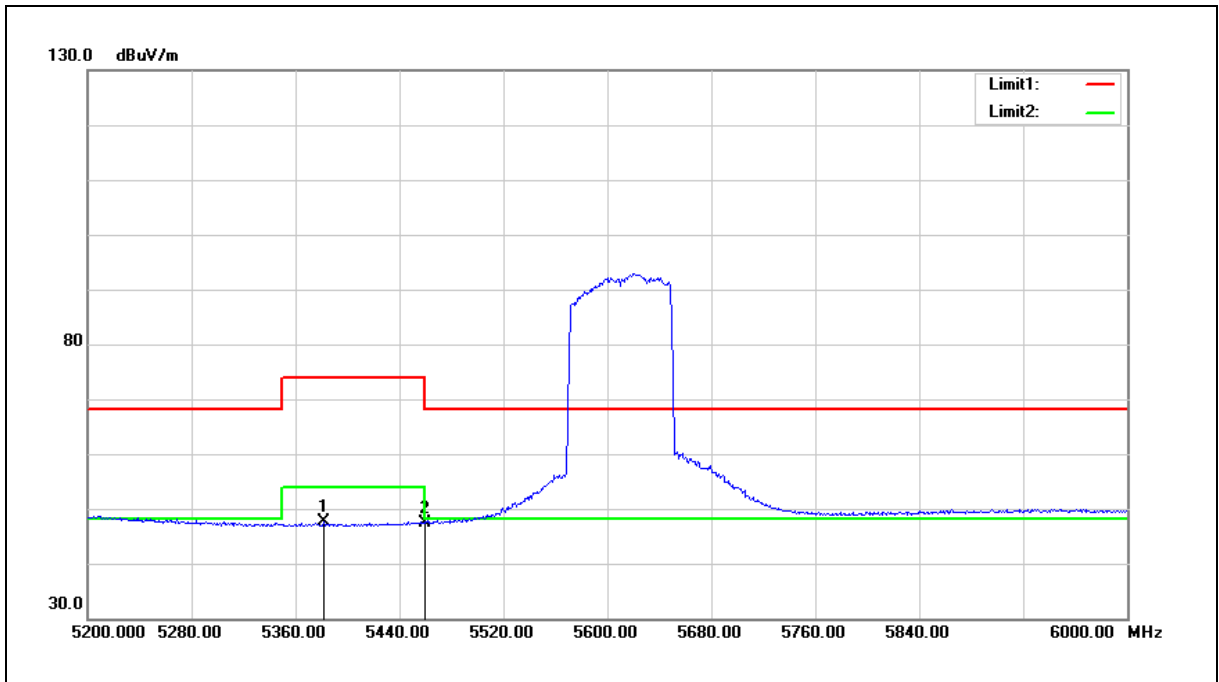
No.	Frequency (MHz)	Reading (dBuV)	Correct Factor (dB/m)	Result (dBuV/m)	Limit (dBuV/m)	Margin (dB)	Remark
1	5450.400	47.67	0.48	48.15	54.00	-5.85	AVG
2	5460.000	47.77	0.51	48.28	54.00	-5.72	AVG

Note: 1. Result (dBuV/m) = Correct Factor (dB/m) + Reading (dBuV).

2. Correction factor (dB/m) = Antenna Factor (dB/m) + Cable loss (dB) – Pre-Amplifier gain (dB).

3. When the peak results are less than average limit, so not need to evaluate the average.

Standard:	FCC Part 15.407	Test Distance:	3 m
Test item:	Band edge		
Frequency:	5610 MHz		
Mode:	802.11ax HE80		
Ant.Polar.:	Vertical		



No.	Frequency (MHz)	Reading (dBuV)	Correct Factor (dB/m)	Result (dBuV/m)	Limit (dBuV/m)	Margin (dB)	Remark
1	5381.600	47.18	0.36	47.54	54.00	-6.46	AVG
2	5460.000	46.80	0.51	47.31	54.00	-6.69	AVG

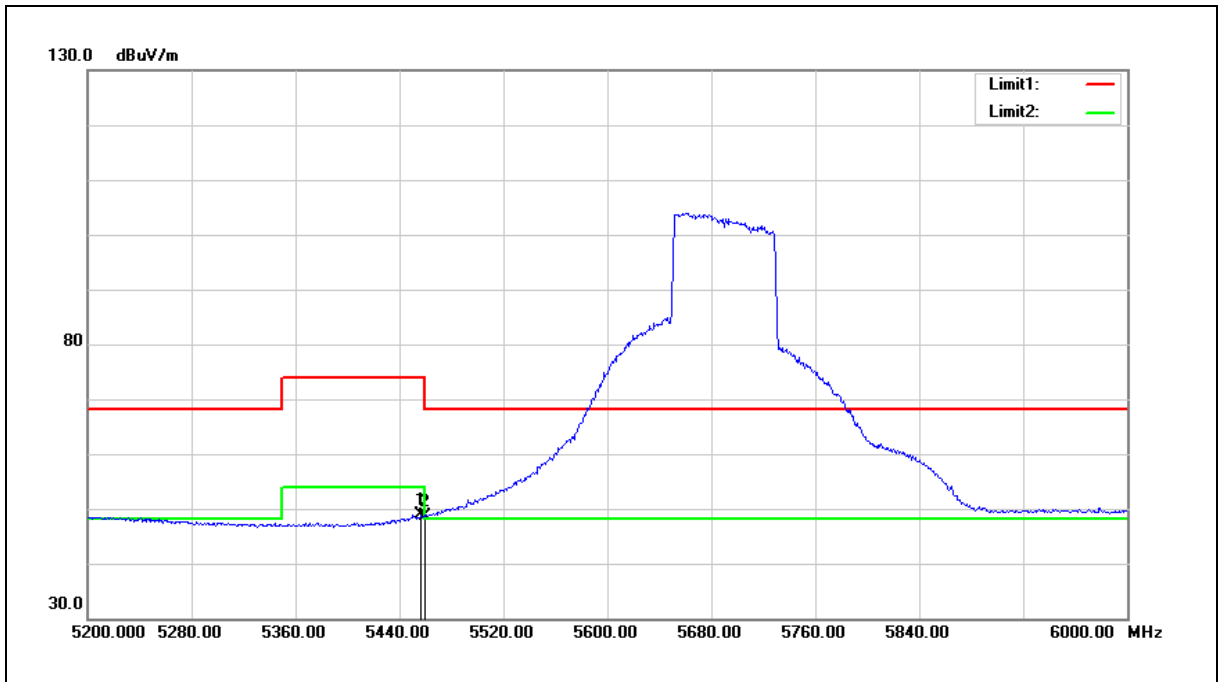
Note:1.Result (dBuV/m) = Correct Factor (dB/m) + Reading(dBuV).

2.Correction factor (dB/m) = Antenna Factor (dB/m) + Cable loss (dB) – Pre-Amplifier gain (dB).

3.When the peak results are less than average limit, so not need to evaluate the average.



Standard:	FCC Part 15.407	Test Distance:	3 m
Test item:	Band edge		
Frequency:	5690 MHz		
Mode:	802.11ax HE80		
Ant.Polar.:	Horizontal		



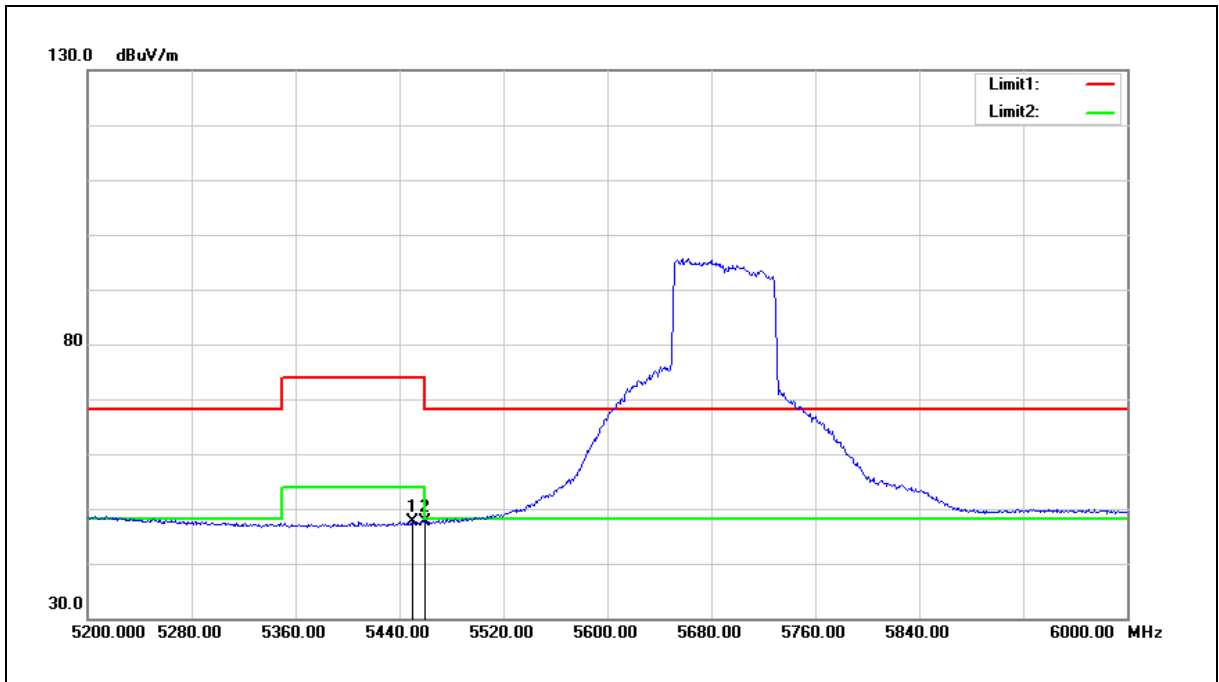
No.	Frequency (MHz)	Reading (dBuV)	Correct Factor (dB/m)	Result (dBuV/m)	Limit (dBuV/m)	Margin (dB)	Remark
1	5456.800	48.33	0.50	48.83	54.00	-5.17	AVG
2	5460.000	48.08	0.51	48.59	54.00	-5.41	AVG

Note: 1. Result (dBuV/m) = Correct Factor (dB/m) + Reading (dBuV).

2. Correction factor (dB/m) = Antenna Factor (dB/m) + Cable loss (dB) – Pre-Amplifier gain (dB).

3. When the peak results are less than average limit, so not need to evaluate the average.

Standard:	FCC Part 15.407	Test Distance:	3 m
Test item:	Band edge		
Frequency:	5690 MHz		
Mode:	802.11ax HE80		
Ant.Polar.:	Vertical		



No.	Frequency (MHz)	Reading (dBuV)	Correct Factor (dB/m)	Result (dBuV/m)	Limit (dBuV/m)	Margin (dB)	Remark
1	5449.600	47.21	0.48	47.69	54.00	-6.31	AVG
2	5460.000	47.07	0.51	47.58	54.00	-6.42	AVG

Note: 1. Result (dBuV/m) = Correct Factor (dB/m) + Reading (dBuV).

2. Correction factor (dB/m) = Antenna Factor (dB/m) + Cable loss (dB) – Pre-Amplifier gain (dB).

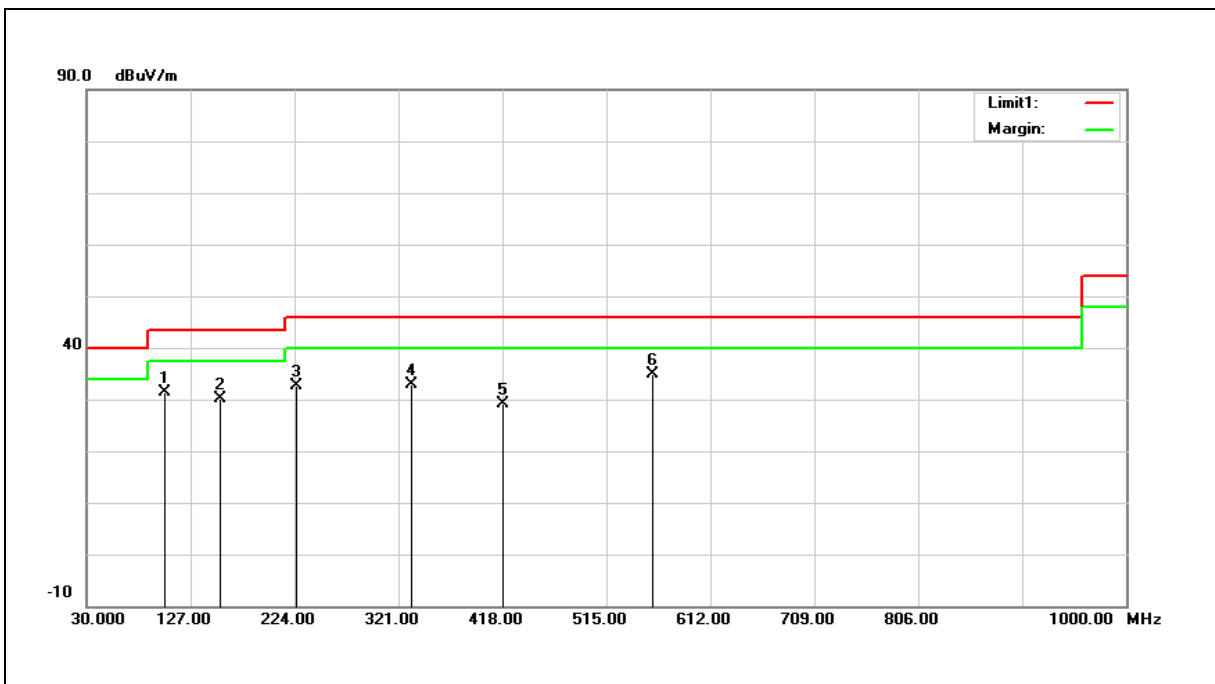
3. When the peak results are less than average limit, so not need to evaluate the average.

High Band\_B2C & B3 2X2

Harmonic

Below 1 GHz

Standard:	FCC Part 15.407	Test Distance:	3 m
Test item:	Radiated Emission		
Frequency:	5785 MHz		
Mode:	802.11ax HE20		
Ant.Polar.:	Horizontal		



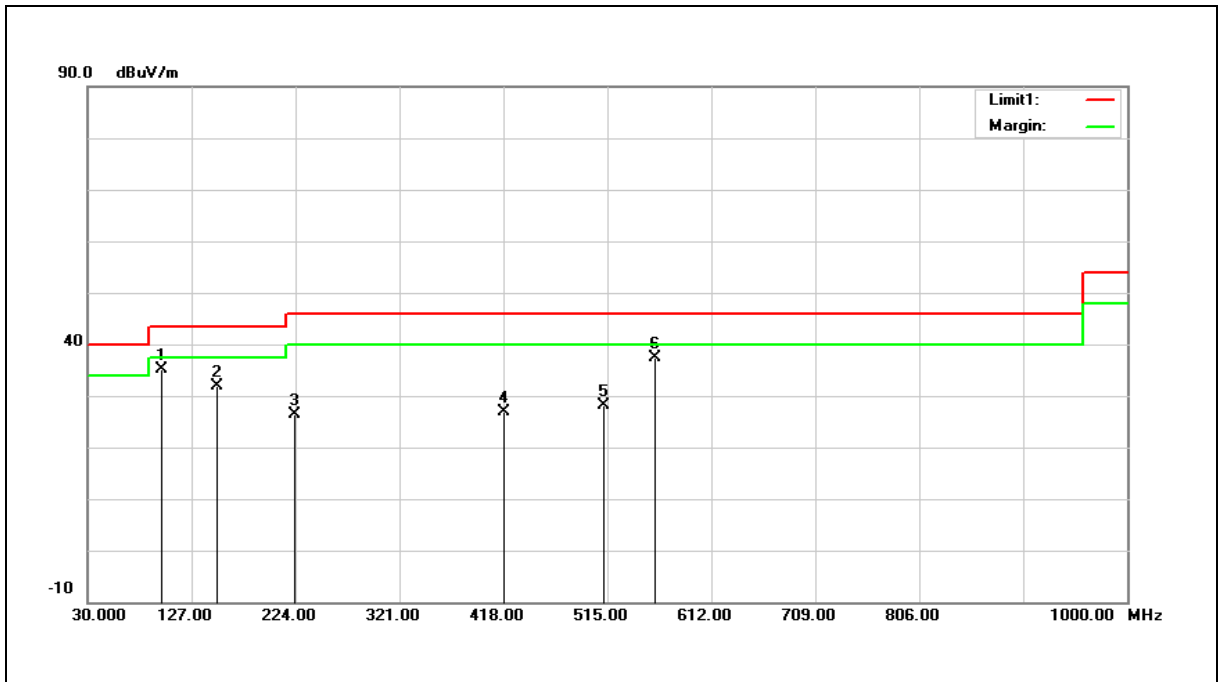
No.	Frequency (MHz)	Reading (dBuV)	Correct Factor (dB/m)	Result (dBuV/m)	Limit (dBuV/m)	Margin (dB)	Remark
1	102.7500	42.72	-11.36	31.36	43.50	-12.14	QP
2	155.1300	36.53	-6.46	30.07	43.50	-13.43	QP
3	225.9400	40.91	-8.26	32.65	46.00	-13.35	QP
4	332.6400	38.14	-5.27	32.87	46.00	-13.13	QP
5	418.0000	32.28	-3.08	29.20	46.00	-16.80	QP
6	558.6500	35.28	-0.37	34.91	46.00	-11.09	QP

Note: 1.Result (dBuV/m) = Correct Factor (dB/m) + Reading(dBuV).

2.Correction factor (dB/m) = Antenna Factor (dB/m) + Cable loss (dB) – Pre-Amplifier gain (dB).

3.When the peak results are less than average limit, so not need to evaluate the average.

Standard:	FCC Part 15.407	Test Distance:	3 m
Test item:	Radiated Emission		
Frequency:	5785 MHz		
Mode:	802.11ax HE20		
Ant.Polar.:	Vertical		



No.	Frequency (MHz)	Reading (dBuV)	Correct Factor (dB/m)	Result (dBuV/m)	Limit (dBuV/m)	Margin (dB)	Remark
1	98.8700	47.12	-11.87	35.25	43.50	-8.25	QP
2	150.2800	38.46	-6.57	31.89	43.50	-11.61	QP
3	223.0300	34.74	-8.45	26.29	46.00	-19.71	QP
4	418.9700	29.84	-3.07	26.77	46.00	-19.23	QP
5	511.1200	29.62	-1.58	28.04	46.00	-17.96	QP
6	559.6200	37.61	-0.35	37.26	46.00	-8.74	QP

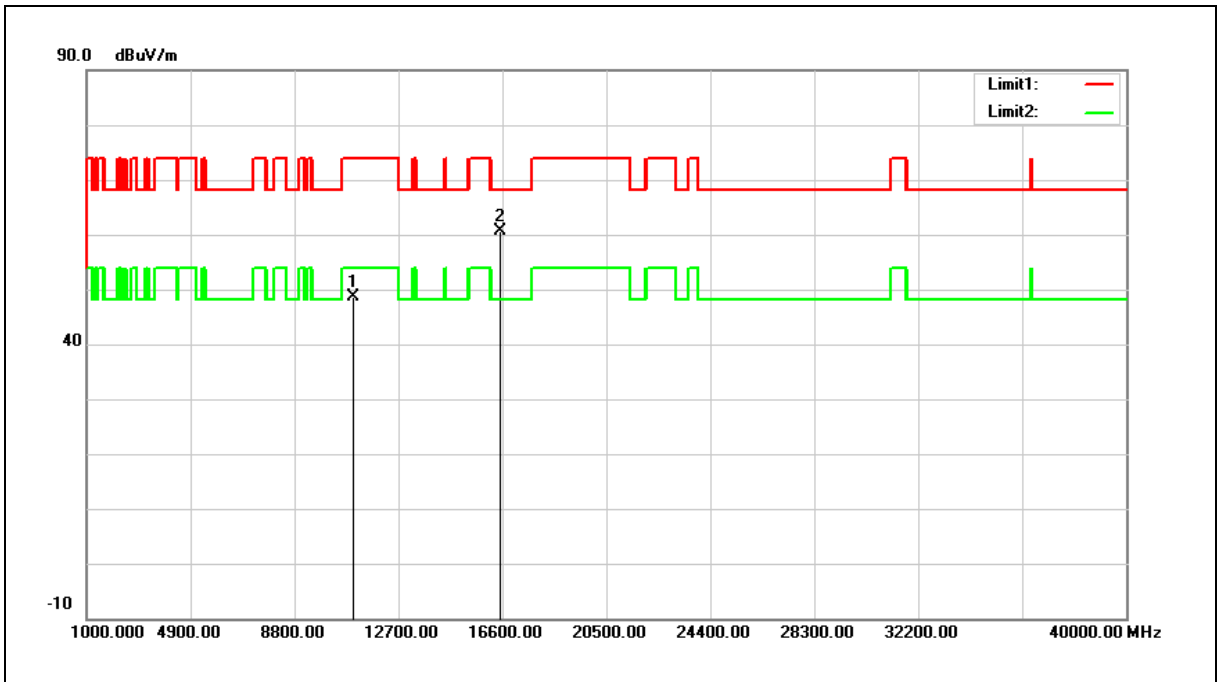
Note:1.Result (dBuV/m) = Correct Factor (dB/m) + Reading(dBuV).

2.Correction factor (dB/m) = Antenna Factor (dB/m) + Cable loss (dB) – Pre-Amplifier gain (dB).

3.When the peak results are less than average limit, so not need to evaluate the average.

Above 1 GHz

Standard:	FCC Part 15.407	Test Distance:	3 m
Test item:	Harmonic		
Frequency:	5500 MHz		
Mode:	802.11a		
Ant.Polar.:	Horizontal		



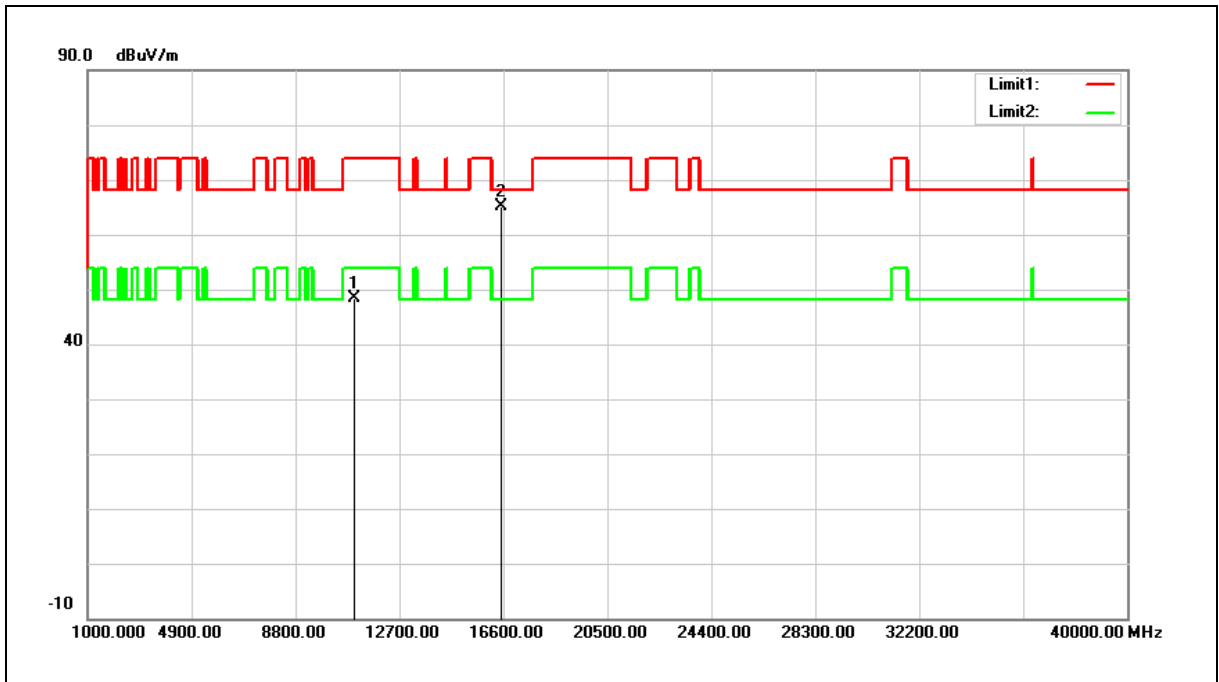
No.	Frequency (MHz)	Reading (dBuV)	Correct Factor (dB/m)	Result (dBuV/m)	Limit (dBuV/m)	Margin (dB)	Remark
1	11000.000	34.13	14.47	48.60	74.00	-25.40	peak
2	16500.000	43.90	16.63	60.53	68.20	-7.67	peak

Note:1.Result (dBuV/m) = Correct Factor (dB/m) + Reading(dBuV).

2.Correction factor (dB/m) = Antenna Factor (dB/m) + Cable loss (dB) – Pre-Amplifier gain (dB).

3.When the peak results are less than average limit, so not need to evaluate the average.

Standard:	FCC Part 15.407	Test Distance:	3 m
Test item:	Harmonic		
Frequency:	5500 MHz		
Mode:	802.11a		
Ant.Polar.:	Vertical		



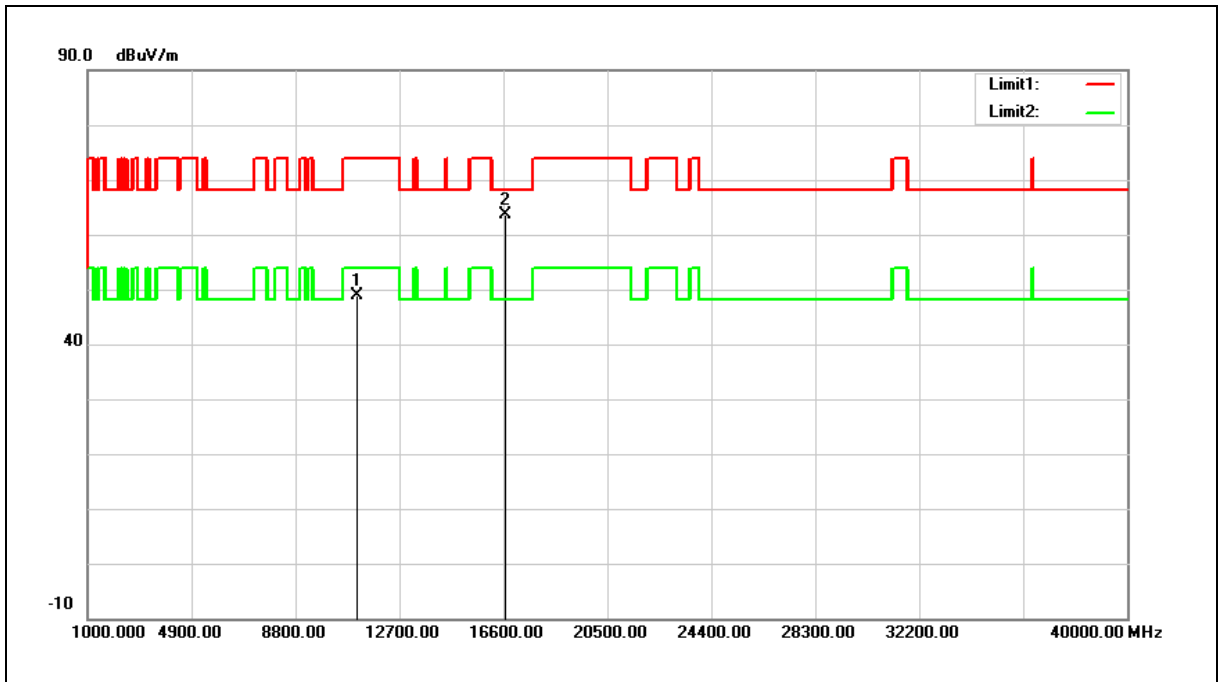
No.	Frequency (MHz)	Reading (dBuV)	Correct Factor (dB/m)	Result (dBuV/m)	Limit (dBuV/m)	Margin (dB)	Remark
1	11000.000	33.89	14.47	48.36	74.00	-25.64	peak
2	16500.000	48.60	16.63	65.23	68.20	-2.97	peak

Note:1.Result (dBuV/m) = Correct Factor (dB/m) + Reading(dBuV).

2.Correction factor (dB/m) = Antenna Factor (dB/m) + Cable loss (dB) – Pre-Amplifier gain (dB).

3.When the peak results are less than average limit, so not need to evaluate the average.

Standard:	FCC Part 15.407	Test Distance:	3 m
Test item:	Harmonic		
Frequency:	5560 MHz		
Mode:	802.11a		
Ant.Polar.:	Horizontal		



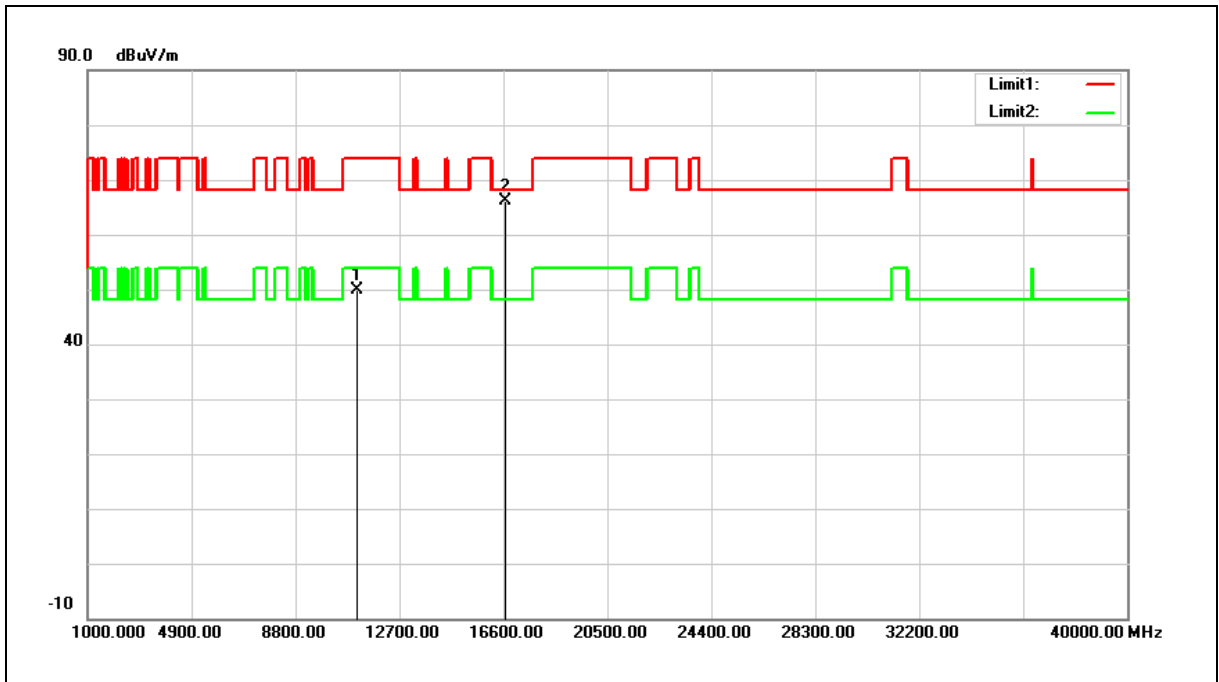
No.	Frequency (MHz)	Reading (dBuV)	Correct Factor (dB/m)	Result (dBuV/m)	Limit (dBuV/m)	Margin (dB)	Remark
1	11120.000	34.08	14.70	48.78	74.00	-25.22	peak
2	16680.000	45.62	17.95	63.57	68.20	-4.63	peak

Note:1.Result (dBuV/m) = Correct Factor (dB/m) + Reading(dBuV).

2.Correction factor (dB/m) = Antenna Factor (dB/m) + Cable loss (dB) – Pre-Amplifier gain (dB).

3.When the peak results are less than average limit, so not need to evaluate the average.

Standard:	FCC Part 15.407	Test Distance:	3 m
Test item:	Harmonic		
Frequency:	5560 MHz		
Mode:	802.11a		
Ant.Polar.:	Vertical		



No.	Frequency (MHz)	Reading (dBuV)	Correct Factor (dB/m)	Result (dBuV/m)	Limit (dBuV/m)	Margin (dB)	Remark
1	11120.000	35.09	14.70	49.79	74.00	-24.21	peak
2	16680.000	48.06	17.95	66.01	68.20	-2.19	peak

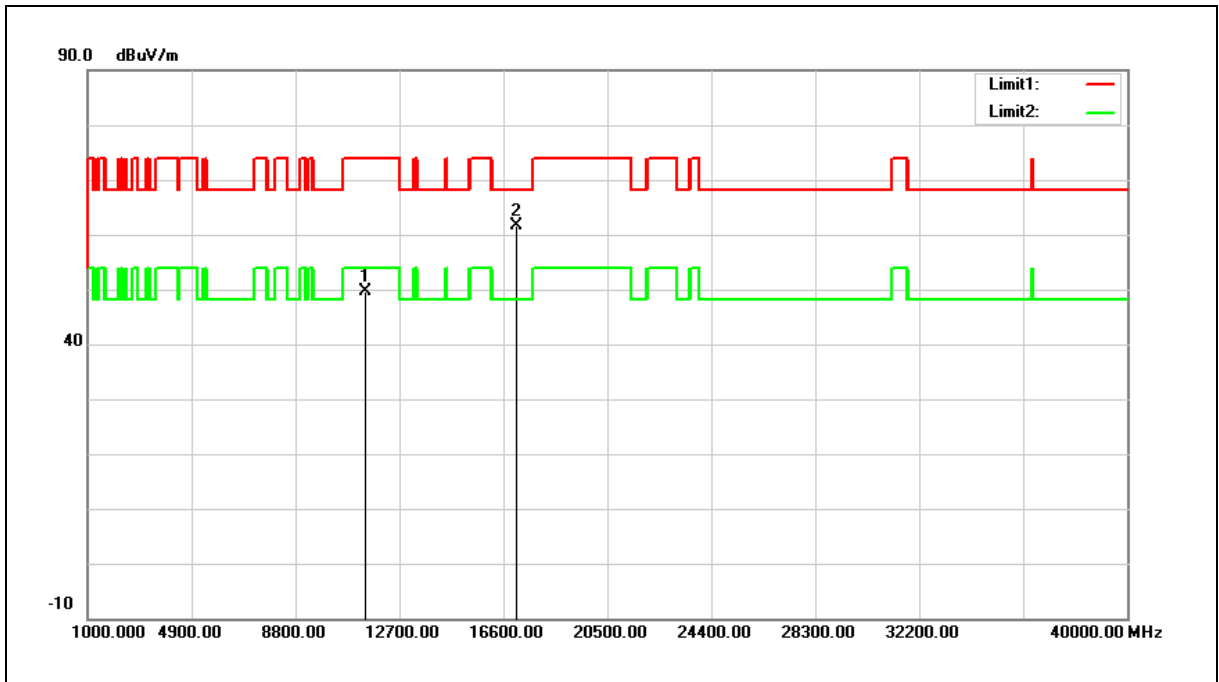
Note:1.Result (dBuV/m) = Correct Factor (dB/m) + Reading(dBuV).

2.Correction factor (dB/m) = Antenna Factor (dB/m) + Cable loss (dB) – Pre-Amplifier gain (dB).

3.When the peak results are less than average limit, so not need to evaluate the average.



Standard:	FCC Part 15.407	Test Distance:	3 m
Test item:	Harmonic		
Frequency:	5700 MHz		
Mode:	802.11a		
Ant.Polar.:	Horizontal		



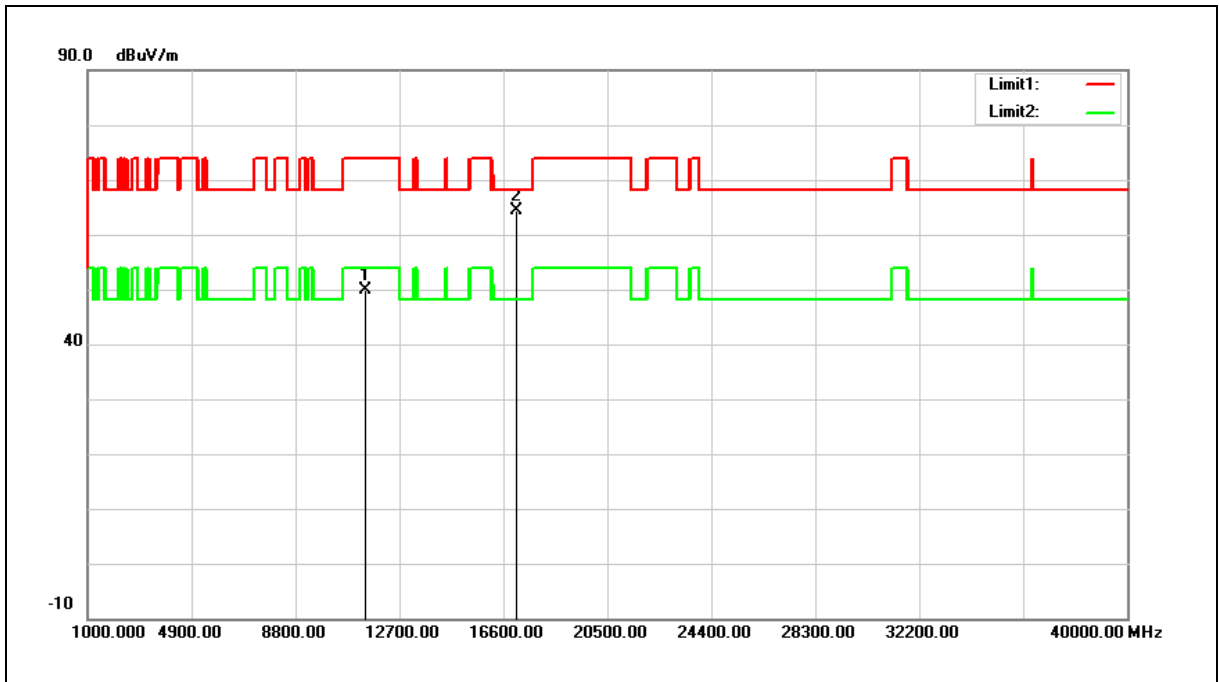
No.	Frequency (MHz)	Reading (dBuV)	Correct Factor (dB/m)	Result (dBuV/m)	Limit (dBuV/m)	Margin (dB)	Remark
1	11400.000	34.31	15.22	49.53	74.00	-24.47	peak
2	17100.000	40.72	20.89	61.61	68.20	-6.59	peak

Note:1.Result (dBuV/m) = Correct Factor (dB/m) + Reading(dBuV).

2.Correction factor (dB/m) = Antenna Factor (dB/m) + Cable loss (dB) – Pre-Amplifier gain (dB).

3.When the peak results are less than average limit, so not need to evaluate the average.

Standard:	FCC Part 15.407	Test Distance:	3 m
Test item:	Harmonic		
Frequency:	5700 MHz		
Mode:	802.11a		
Ant.Polar.:	Vertical		



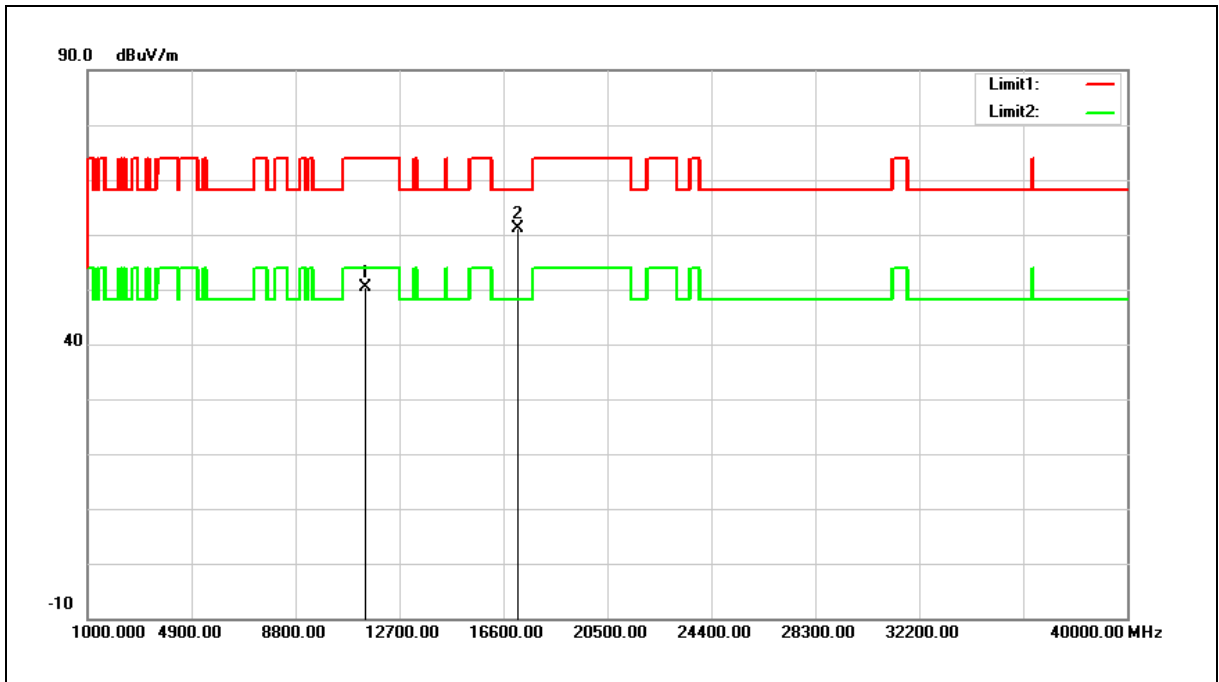
No.	Frequency (MHz)	Reading (dBuV)	Correct Factor (dB/m)	Result (dBuV/m)	Limit (dBuV/m)	Margin (dB)	Remark
1	11400.000	34.77	15.22	49.99	74.00	-24.01	peak
2	17100.000	43.40	20.89	64.29	68.20	-3.91	peak

Note:1.Result (dBuV/m) = Correct Factor (dB/m) + Reading(dBuV).

2.Correction factor (dB/m) = Antenna Factor (dB/m) + Cable loss (dB) – Pre-Amplifier gain (dB).

3.When the peak results are less than average limit, so not need to evaluate the average.

Standard:	FCC Part 15.407	Test Distance:	3 m
Test item:	Harmonic		
Frequency:	5720 MHz		
Mode:	802.11a		
Ant.Polar.:	Horizontal		



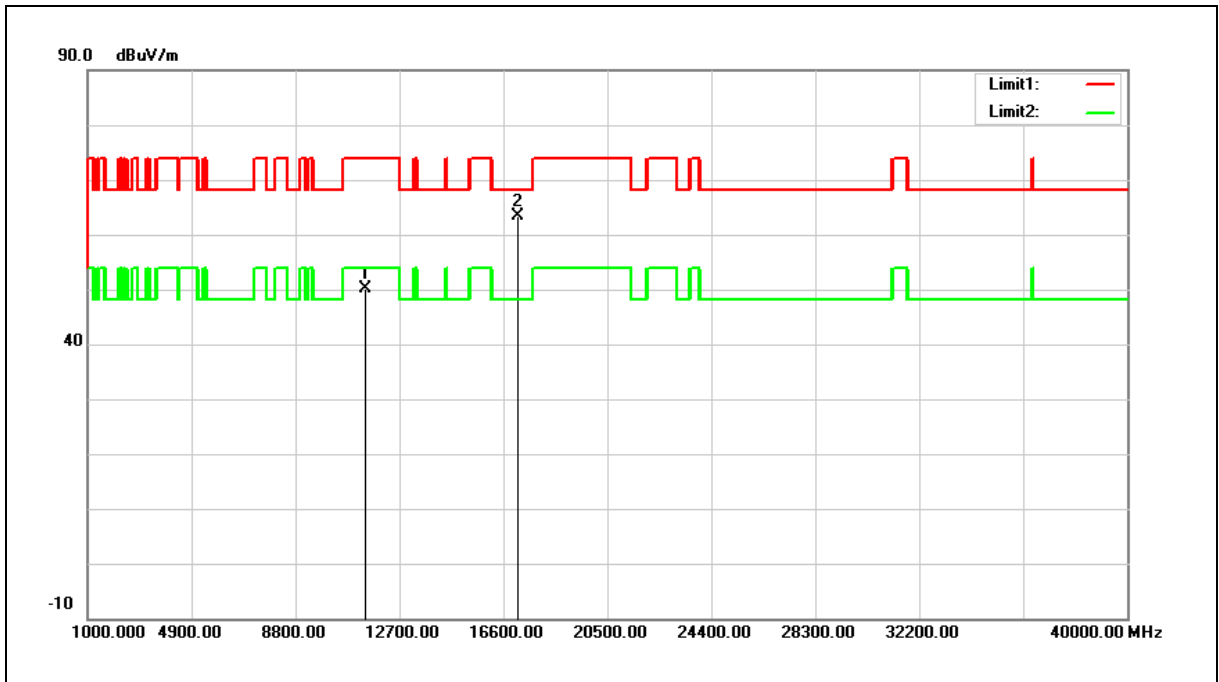
No.	Frequency (MHz)	Reading (dBuV)	Correct Factor (dB/m)	Result (dBuV/m)	Limit (dBuV/m)	Margin (dB)	Remark
1	11440.000	35.17	15.30	50.47	74.00	-23.53	peak
2	17160.000	39.82	21.25	61.07	68.20	-7.13	peak

Note:1.Result (dBuV/m) = Correct Factor (dB/m) + Reading(dBuV).

2.Correction factor (dB/m) = Antenna Factor (dB/m) + Cable loss (dB) – Pre-Amplifier gain (dB).

3.When the peak results are less than average limit, so not need to evaluate the average.

Standard:	FCC Part 15.407	Test Distance:	3 m
Test item:	Harmonic		
Frequency:	5720 MHz		
Mode:	802.11a		
Ant.Polar.:	Vertical		



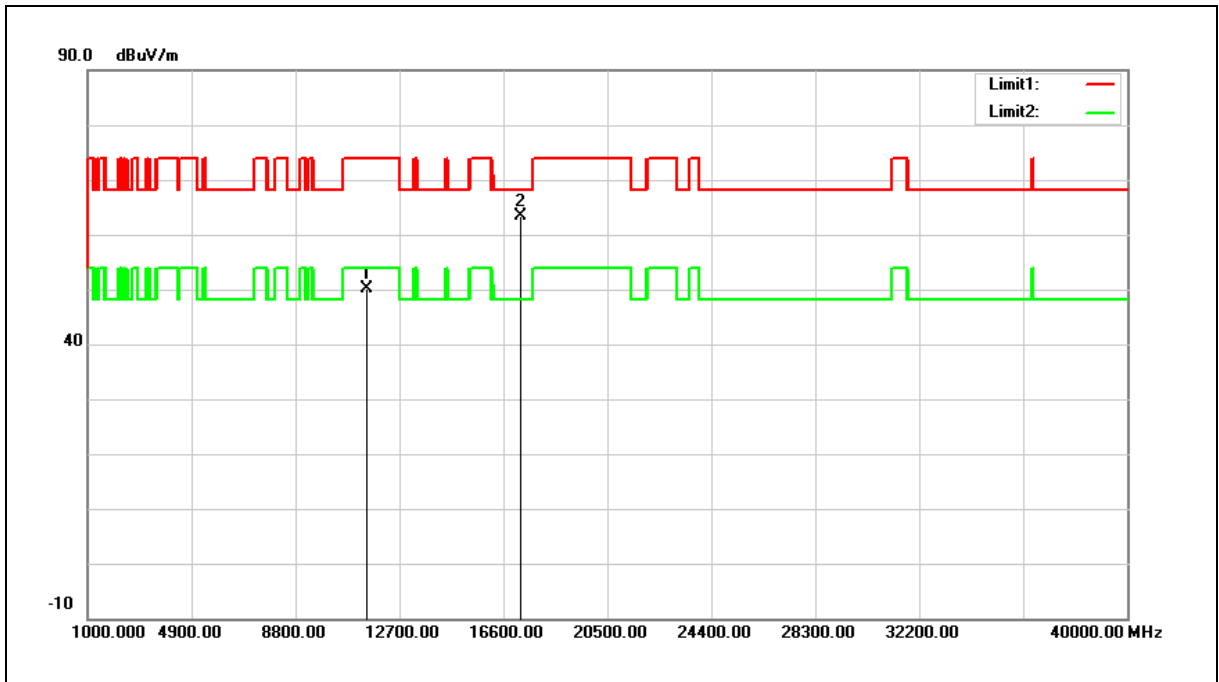
No.	Frequency (MHz)	Reading (dBuV)	Correct Factor (dB/m)	Result (dBuV/m)	Limit (dBuV/m)	Margin (dB)	Remark
1	11440.000	34.93	15.30	50.23	74.00	-23.77	peak
2	17160.000	42.12	21.25	63.37	68.20	-4.83	peak

Note: 1. Result (dBuV/m) = Correct Factor (dB/m) + Reading (dBuV).

2. Correction factor (dB/m) = Antenna Factor (dB/m) + Cable loss (dB) – Pre-Amplifier gain (dB).

3. When the peak results are less than average limit, so not need to evaluate the average.

Standard:	FCC Part 15.407	Test Distance:	3 m
Test item:	Harmonic		
Frequency:	5745 MHz		
Mode:	802.11a		
Ant.Polar.:	Horizontal		



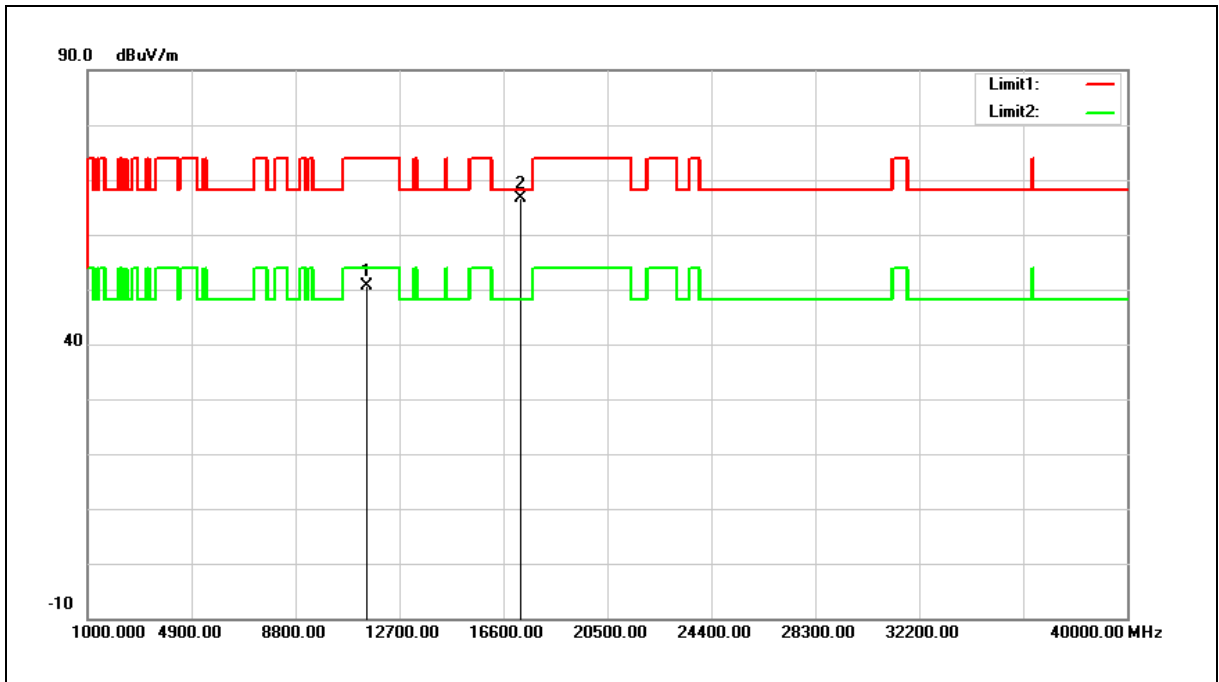
No.	Frequency (MHz)	Reading (dBuV)	Correct Factor (dB/m)	Result (dBuV/m)	Limit (dBuV/m)	Margin (dB)	Remark
1	11490.000	34.71	15.39	50.10	74.00	-23.90	peak
2	17235.000	41.63	21.71	63.34	68.20	-4.86	peak

Note:1.Result (dBuV/m) = Correct Factor (dB/m) + Reading(dBuV).

2.Correction factor (dB/m) = Antenna Factor (dB/m) + Cable loss (dB) – Pre-Amplifier gain (dB).

3.When the peak results are less than average limit, so not need to evaluate the average.

Standard:	FCC Part 15.407	Test Distance:	3 m
Test item:	Harmonic		
Frequency:	5745 MHz		
Mode:	802.11a		
Ant.Polar.:	Vertical		



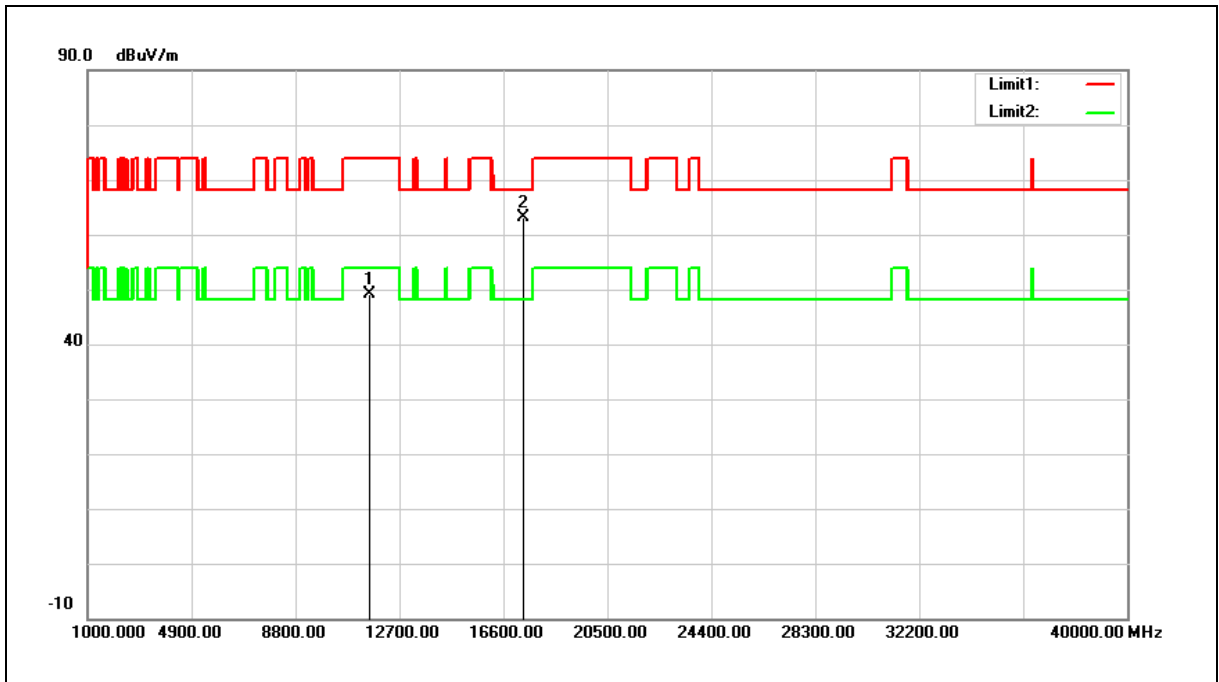
No.	Frequency (MHz)	Reading (dBuV)	Correct Factor (dB/m)	Result (dBuV/m)	Limit (dBuV/m)	Margin (dB)	Remark
1	11490.000	35.21	15.39	50.60	74.00	-23.40	peak
2	17235.000	44.81	21.71	66.52	68.20	-1.68	peak

Note:1.Result (dBuV/m) = Correct Factor (dB/m) + Reading(dBuV).

2.Correction factor (dB/m) = Antenna Factor (dB/m) + Cable loss (dB) – Pre-Amplifier gain (dB).

3.When the peak results are less than average limit, so not need to evaluate the average.

Standard:	FCC Part 15.407	Test Distance:	3 m
Test item:	Harmonic		
Frequency:	5785 MHz		
Mode:	802.11a		
Ant.Polar.:	Horizontal		



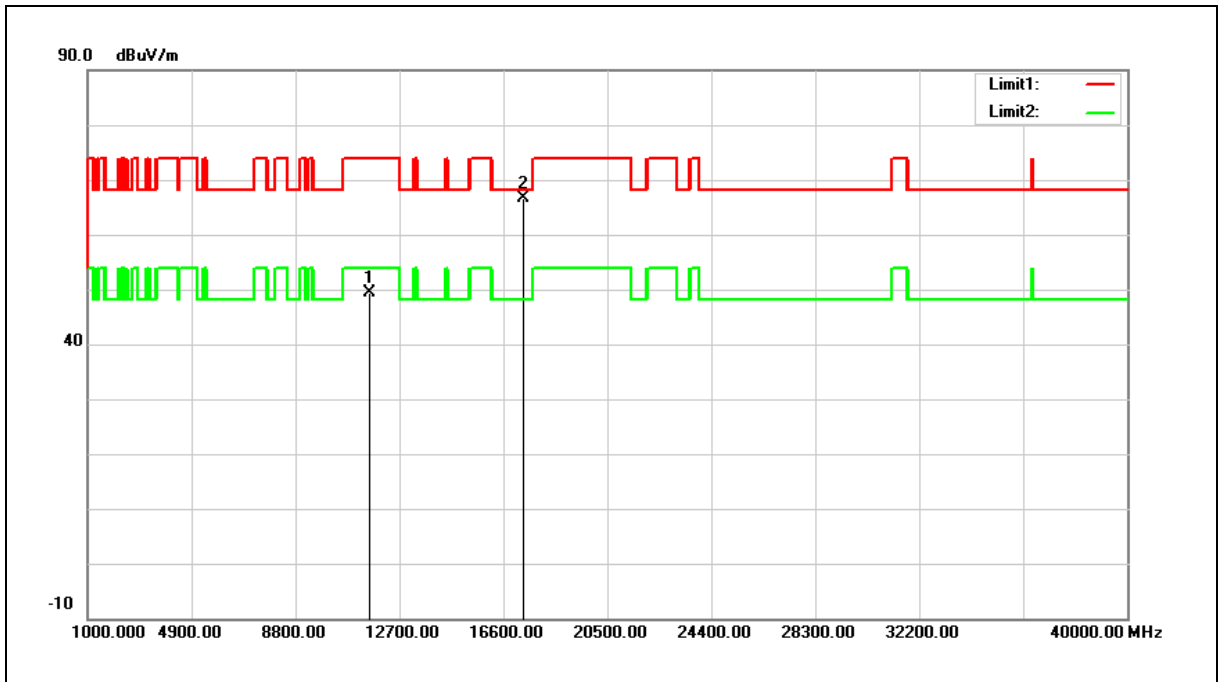
No.	Frequency (MHz)	Reading (dBuV)	Correct Factor (dB/m)	Result (dBuV/m)	Limit (dBuV/m)	Margin (dB)	Remark
1	11570.000	33.78	15.25	49.03	74.00	-24.97	peak
2	17355.000	40.81	22.42	63.23	68.20	-4.97	peak

Note:1.Result (dBuV/m) = Correct Factor (dB/m) + Reading(dBuV).

2.Correction factor (dB/m) = Antenna Factor (dB/m) + Cable loss (dB) – Pre-Amplifier gain (dB).

3.When the peak results are less than average limit, so not need to evaluate the average.

Standard:	FCC Part 15.407	Test Distance:	3 m
Test item:	Harmonic		
Frequency:	5785 MHz		
Mode:	802.11a		
Ant.Polar.:	Vertical		



No.	Frequency (MHz)	Reading (dBuV)	Correct Factor (dB/m)	Result (dBuV/m)	Limit (dBuV/m)	Margin (dB)	Remark
1	11570.000	34.14	15.25	49.39	74.00	-24.61	peak
2	17355.000	44.11	22.42	66.53	68.20	-1.67	peak

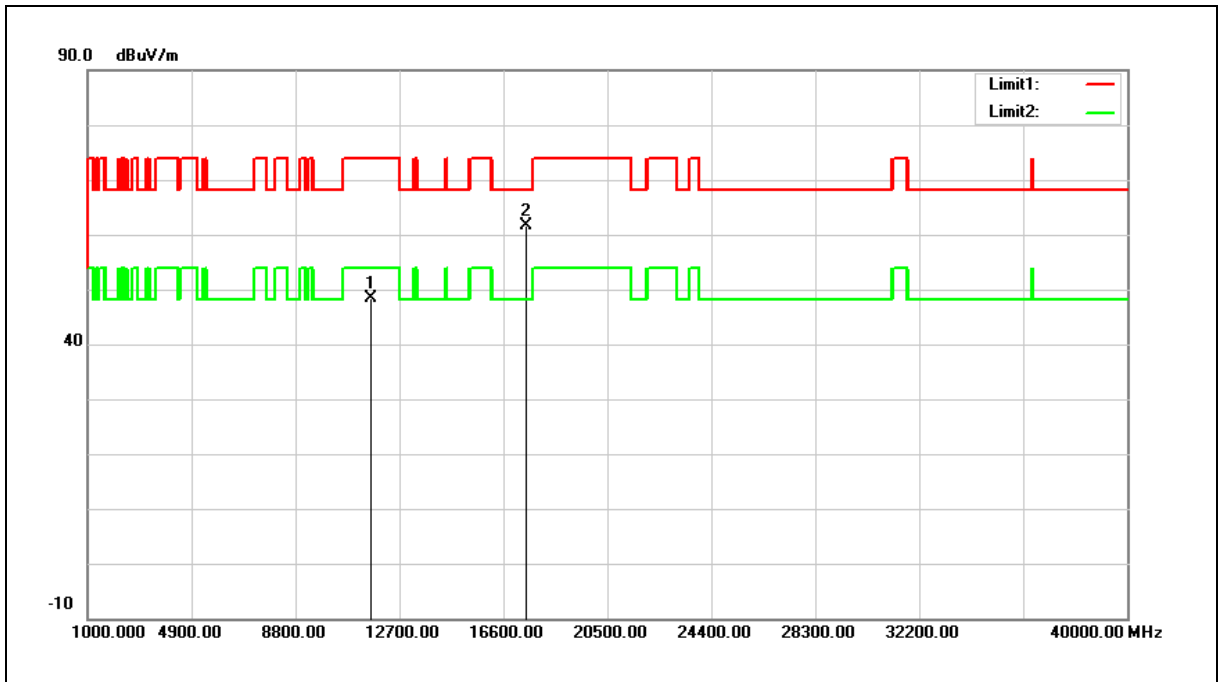
Note:1.Result (dBuV/m) = Correct Factor (dB/m) + Reading(dBuV).

2.Correction factor (dB/m) = Antenna Factor (dB/m) + Cable loss (dB) – Pre-Amplifier gain (dB).

3.When the peak results are less than average limit, so not need to evaluate the average.



Standard:	FCC Part 15.407	Test Distance:	3 m
Test item:	Harmonic		
Frequency:	5825 MHz		
Mode:	802.11a		
Ant.Polar.:	Horizontal		



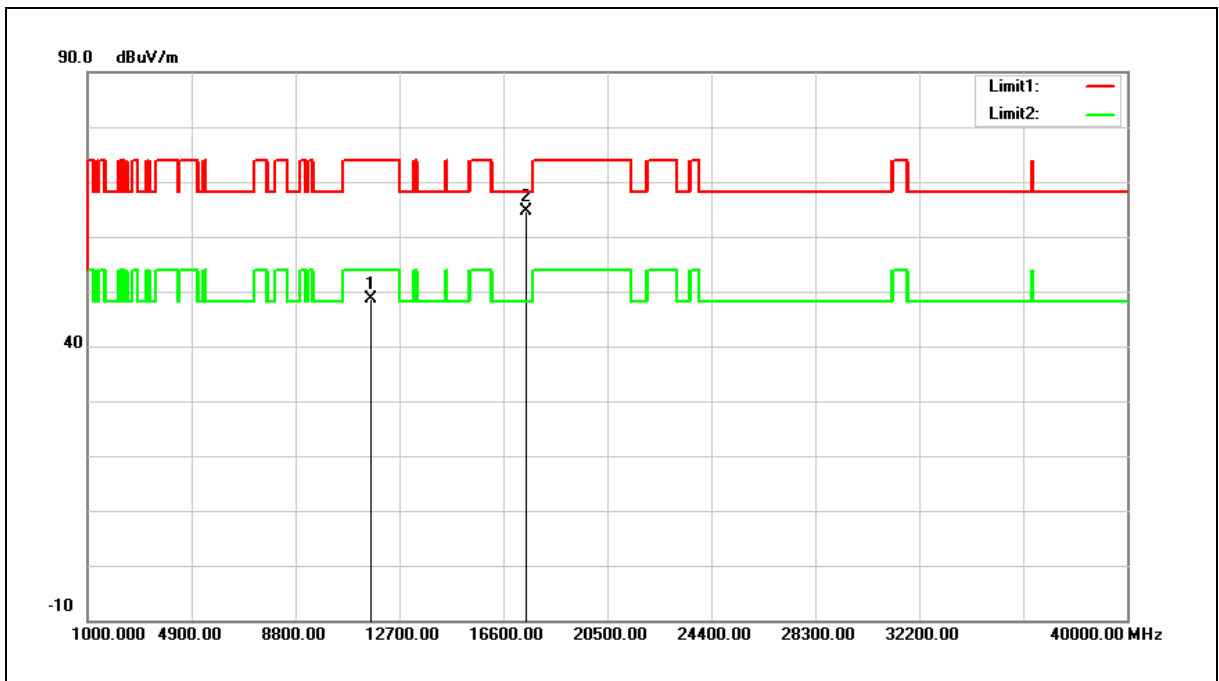
No.	Frequency (MHz)	Reading (dBuV)	Correct Factor (dB/m)	Result (dBuV/m)	Limit (dBuV/m)	Margin (dB)	Remark
1	11650.000	33.21	15.08	48.29	74.00	-25.71	peak
2	17475.000	38.55	23.13	61.68	68.20	-6.52	peak

Note:1.Result (dBuV/m) = Correct Factor (dB/m) + Reading(dBuV).

2.Correction factor (dB/m) = Antenna Factor (dB/m) + Cable loss (dB) – Pre-Amplifier gain (dB).

3.When the peak results are less than average limit, so not need to evaluate the average.

Standard:	FCC Part 15.407	Test Distance:	3 m
Test item:	Harmonic		
Frequency:	5825 MHz		
Mode:	802.11a		
Ant.Polar.:	Vertical		



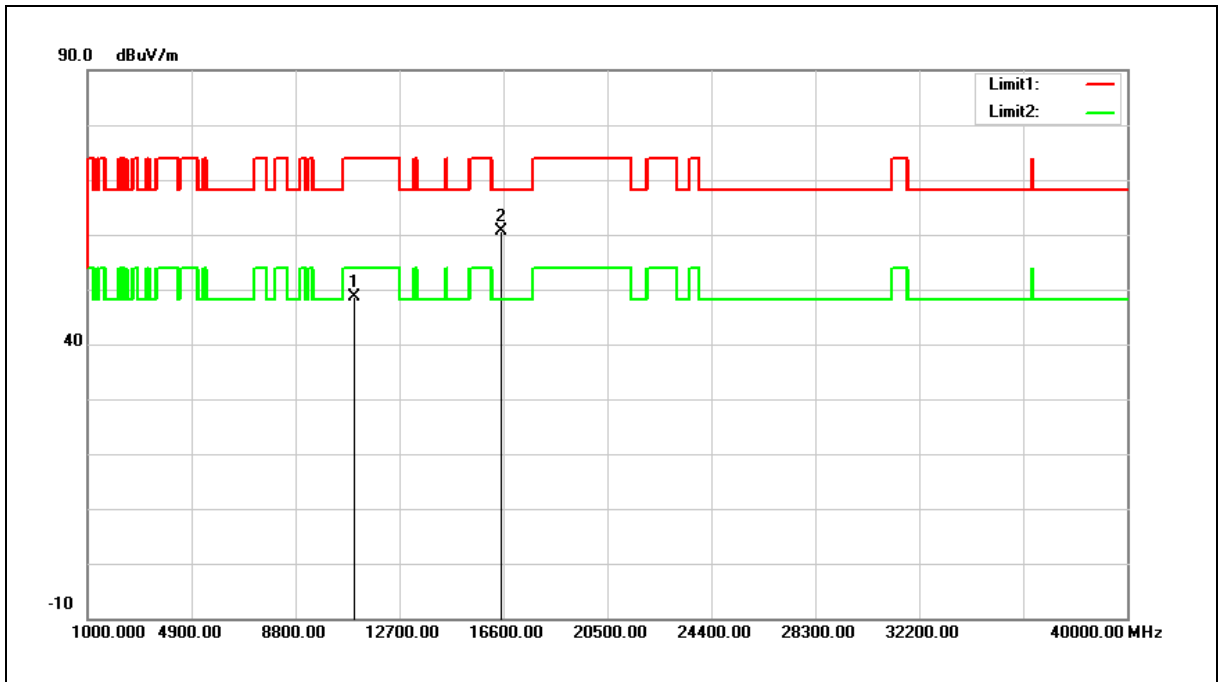
No.	Frequency (MHz)	Reading (dBuV)	Correct Factor (dB/m)	Result (dBuV/m)	Limit (dBuV/m)	Margin (dB)	Remark
1	11650.000	33.46	15.08	48.54	74.00	-25.46	peak
2	17475.000	41.53	23.13	64.66	68.20	-3.54	peak

Note:1.Result (dBuV/m) = Correct Factor (dB/m) + Reading(dBuV).

2.Correction factor (dB/m) = Antenna Factor (dB/m) + Cable loss (dB) – Pre-Amplifier gain (dB).

3.When the peak results are less than average limit, so not need to evaluate the average.

Standard:	FCC Part 15.407	Test Distance:	3 m
Test item:	Harmonic		
Frequency:	5500 MHz		
Mode:	802.11ax HE20		
Ant.Polar.:	Horizontal		



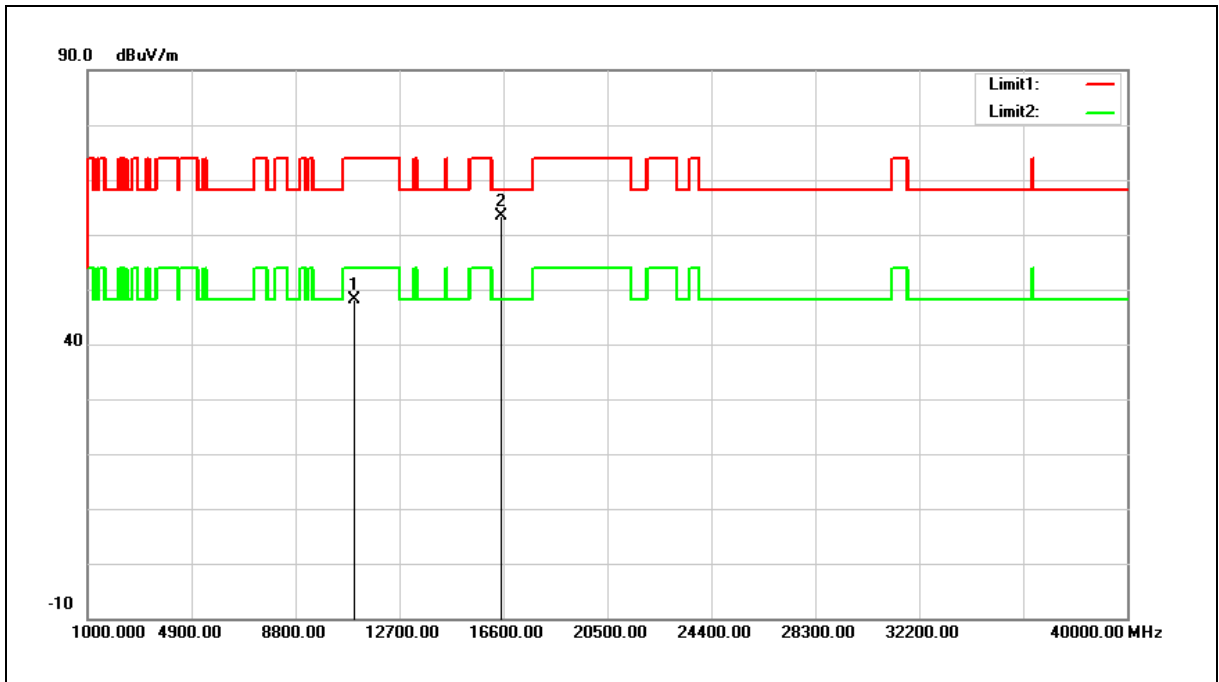
No.	Frequency (MHz)	Reading (dBuV)	Correct Factor (dB/m)	Result (dBuV/m)	Limit (dBuV/m)	Margin (dB)	Remark
1	11000.000	34.25	14.47	48.72	74.00	-25.28	peak
2	16500.000	43.96	16.63	60.59	68.20	-7.61	peak

Note:1.Result (dBuV/m) = Correct Factor (dB/m) + Reading(dBuV).

2.Correction factor (dB/m) = Antenna Factor (dB/m) + Cable loss (dB) – Pre-Amplifier gain (dB).

3.When the peak results are less than average limit, so not need to evaluate the average.

Standard:	FCC Part 15.407	Test Distance:	3 m
Test item:	Harmonic		
Frequency:	5500 MHz		
Mode:	802.11ax HE20		
Ant.Polar.:	Vertical		



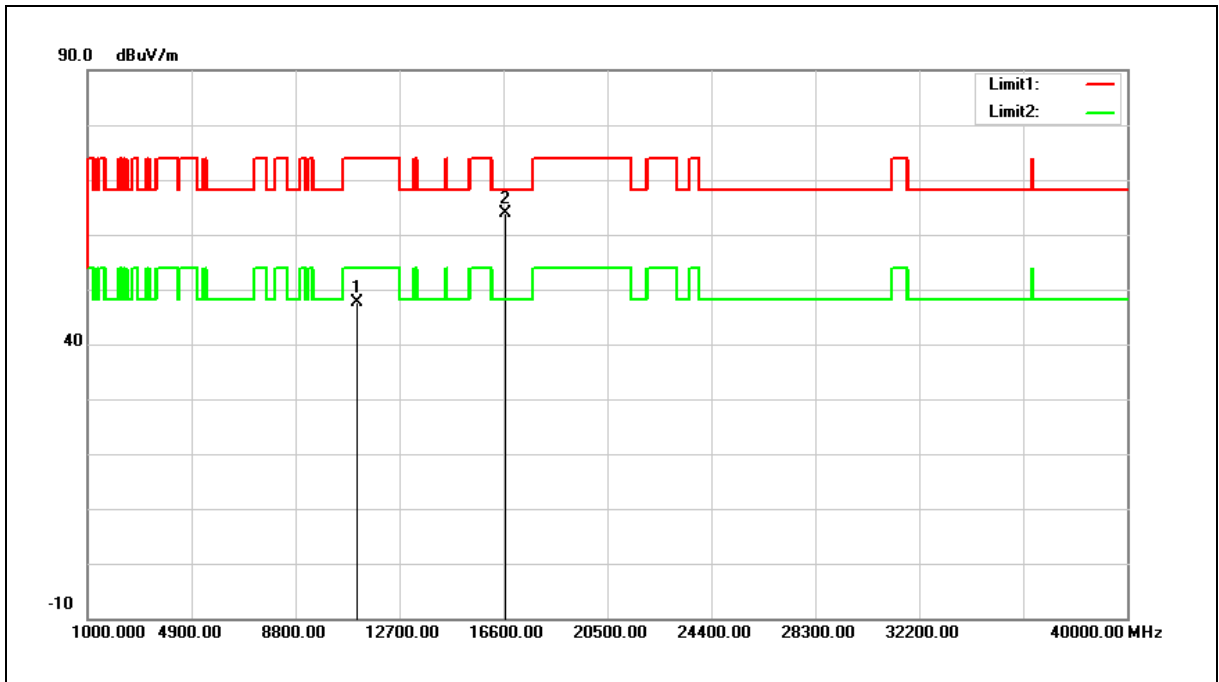
No.	Frequency (MHz)	Reading (dBuV)	Correct Factor (dB/m)	Result (dBuV/m)	Limit (dBuV/m)	Margin (dB)	Remark
1	11000.000	33.77	14.47	48.24	74.00	-25.76	peak
2	16500.000	46.87	16.63	63.50	68.20	-4.70	peak

Note:1.Result (dBuV/m) = Correct Factor (dB/m) + Reading(dBuV).

2.Correction factor (dB/m) = Antenna Factor (dB/m) + Cable loss (dB) – Pre-Amplifier gain (dB).

3.When the peak results are less than average limit, so not need to evaluate the average.

Standard:	FCC Part 15.407	Test Distance:	3 m
Test item:	Harmonic		
Frequency:	5560 MHz		
Mode:	802.11ax HE20		
Ant.Polar.:	Horizontal		



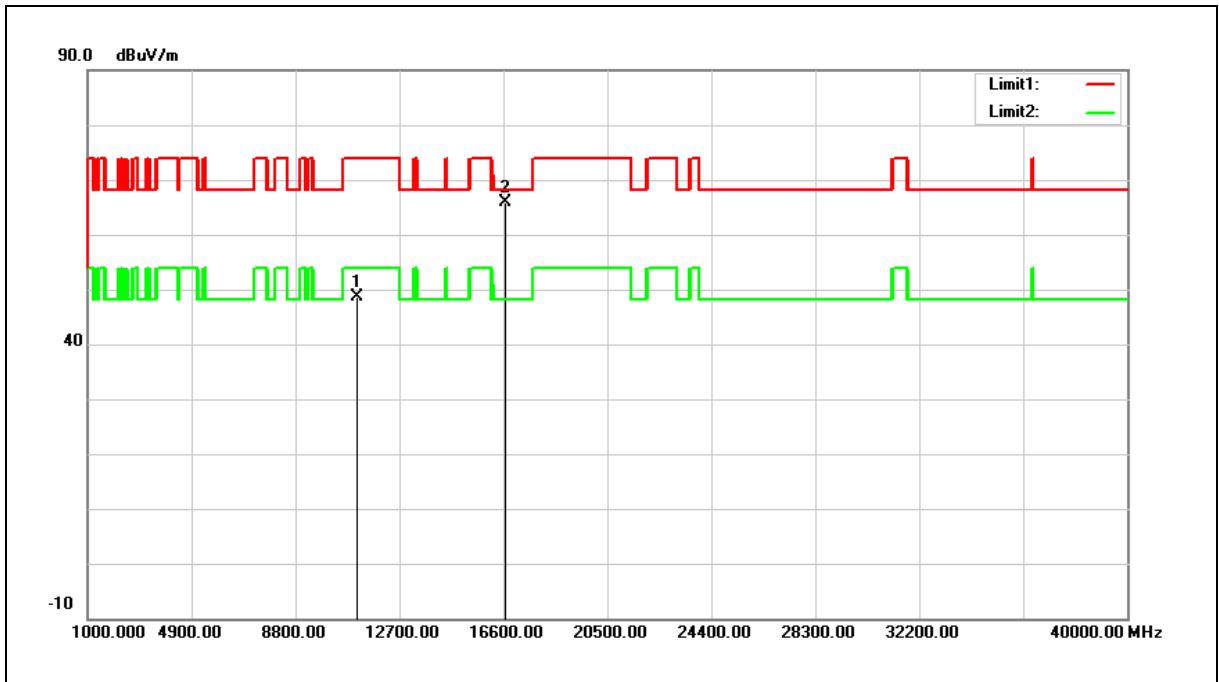
No.	Frequency (MHz)	Reading (dBuV)	Correct Factor (dB/m)	Result (dBuV/m)	Limit (dBuV/m)	Margin (dB)	Remark
1	11120.000	33.04	14.70	47.74	74.00	-26.26	peak
2	16680.000	45.81	17.95	63.76	68.20	-4.44	peak

Note:1.Result (dBuV/m) = Correct Factor (dB/m) + Reading(dBuV).

2.Correction factor (dB/m) = Antenna Factor (dB/m) + Cable loss (dB) – Pre-Amplifier gain (dB).

3.When the peak results are less than average limit, so not need to evaluate the average.

Standard:	FCC Part 15.407	Test Distance:	3 m
Test item:	Harmonic		
Frequency:	5560 MHz		
Mode:	802.11ax HE20		
Ant.Polar.:	Vertical		



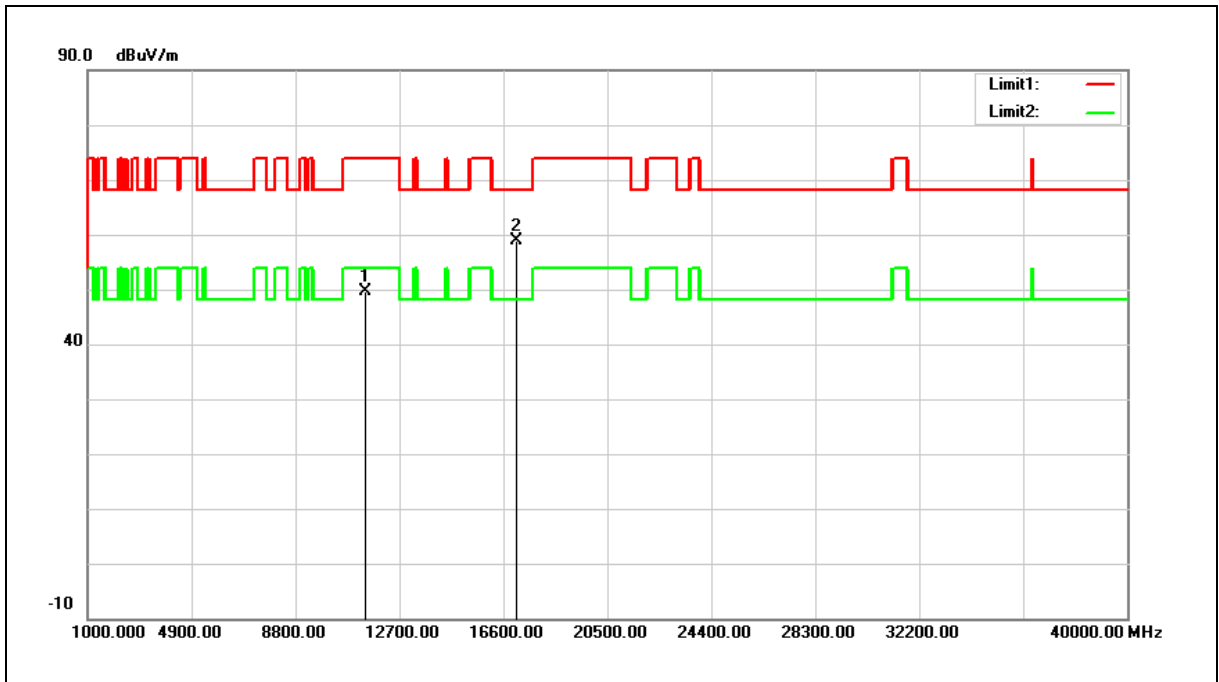
No.	Frequency (MHz)	Reading (dBuV)	Correct Factor (dB/m)	Result (dBuV/m)	Limit (dBuV/m)	Margin (dB)	Remark
1	11120.000	33.93	14.70	48.63	74.00	-25.37	peak
2	16680.000	47.95	17.95	65.90	68.20	-2.30	peak

Note:1.Result (dBuV/m) = Correct Factor (dB/m) + Reading(dBuV).

2.Correction factor (dB/m) = Antenna Factor (dB/m) + Cable loss (dB) – Pre-Amplifier gain (dB).

3.When the peak results are less than average limit, so not need to evaluate the average.

Standard:	FCC Part 15.407	Test Distance:	3 m
Test item:	Harmonic		
Frequency:	5700 MHz		
Mode:	802.11ax HE20		
Ant.Polar.:	Horizontal		



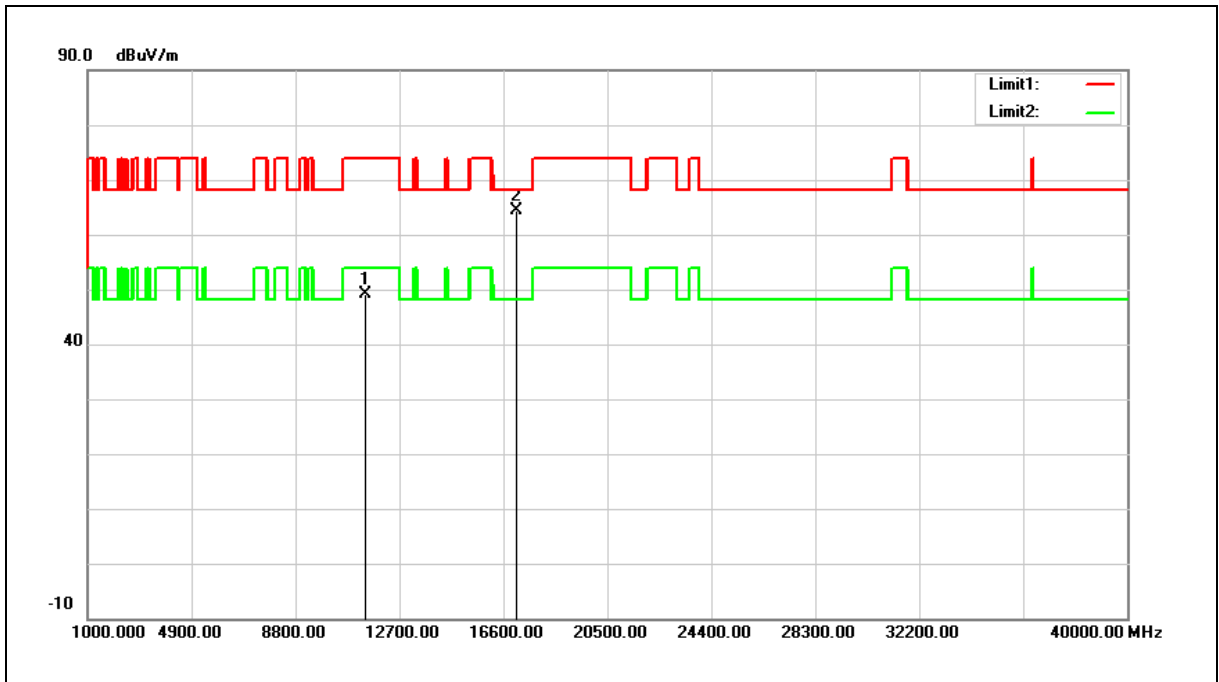
No.	Frequency (MHz)	Reading (dBuV)	Correct Factor (dB/m)	Result (dBuV/m)	Limit (dBuV/m)	Margin (dB)	Remark
1	11400.000	34.31	15.22	49.53	74.00	-24.47	peak
2	17100.000	37.91	20.89	58.80	68.20	-9.40	peak

Note:1.Result (dBuV/m) = Correct Factor (dB/m) + Reading(dBuV).

2.Correction factor (dB/m) = Antenna Factor (dB/m) + Cable loss (dB) – Pre-Amplifier gain (dB).

3.When the peak results are less than average limit, so not need to evaluate the average.

Standard:	FCC Part 15.407	Test Distance:	3 m
Test item:	Harmonic		
Frequency:	5700 MHz		
Mode:	802.11ax HE20		
Ant.Polar.:	Vertical		



No.	Frequency (MHz)	Reading (dBuV)	Correct Factor (dB/m)	Result (dBuV/m)	Limit (dBuV/m)	Margin (dB)	Remark
1	11400.000	33.90	15.22	49.12	74.00	-24.88	peak
2	17100.000	43.50	20.89	64.39	68.20	-3.81	peak

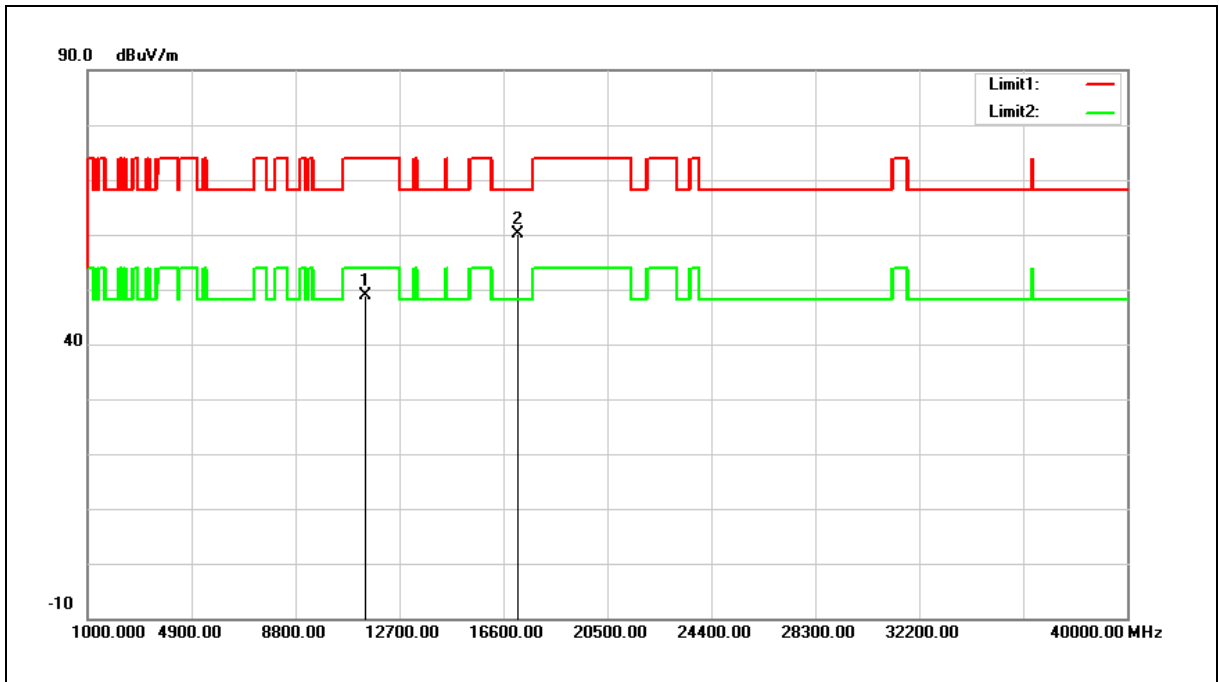
Note:1.Result (dBuV/m) = Correct Factor (dB/m) + Reading(dBuV).

2.Correction factor (dB/m) = Antenna Factor (dB/m) + Cable loss (dB) – Pre-Amplifier gain (dB).

3.When the peak results are less than average limit, so not need to evaluate the average.



Standard:	FCC Part 15.407	Test Distance:	3 m
Test item:	Harmonic		
Frequency:	5720 MHz		
Mode:	802.11ax HE20		
Ant.Polar.:	Horizontal		



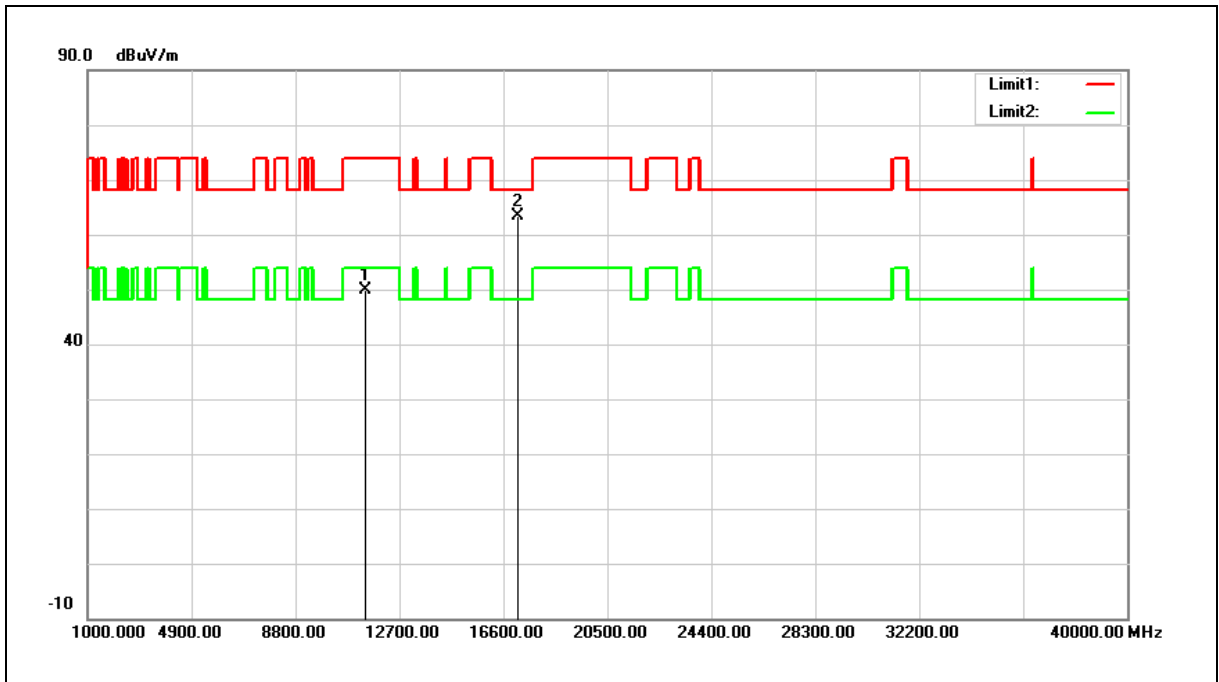
No.	Frequency (MHz)	Reading (dBuV)	Correct Factor (dB/m)	Result (dBuV/m)	Limit (dBuV/m)	Margin (dB)	Remark
1	11440.000	33.58	15.30	48.88	74.00	-25.12	peak
2	17160.000	38.83	21.25	60.08	68.20	-8.12	peak

Note:1.Result (dBuV/m) = Correct Factor (dB/m) + Reading(dBuV).

2.Correction factor (dB/m) = Antenna Factor (dB/m) + Cable loss (dB) – Pre-Amplifier gain (dB).

3.When the peak results are less than average limit, so not need to evaluate the average.

Standard:	FCC Part 15.407	Test Distance:	3 m
Test item:	Harmonic		
Frequency:	5720 MHz		
Mode:	802.11ax HE20		
Ant.Polar.:	Vertical		



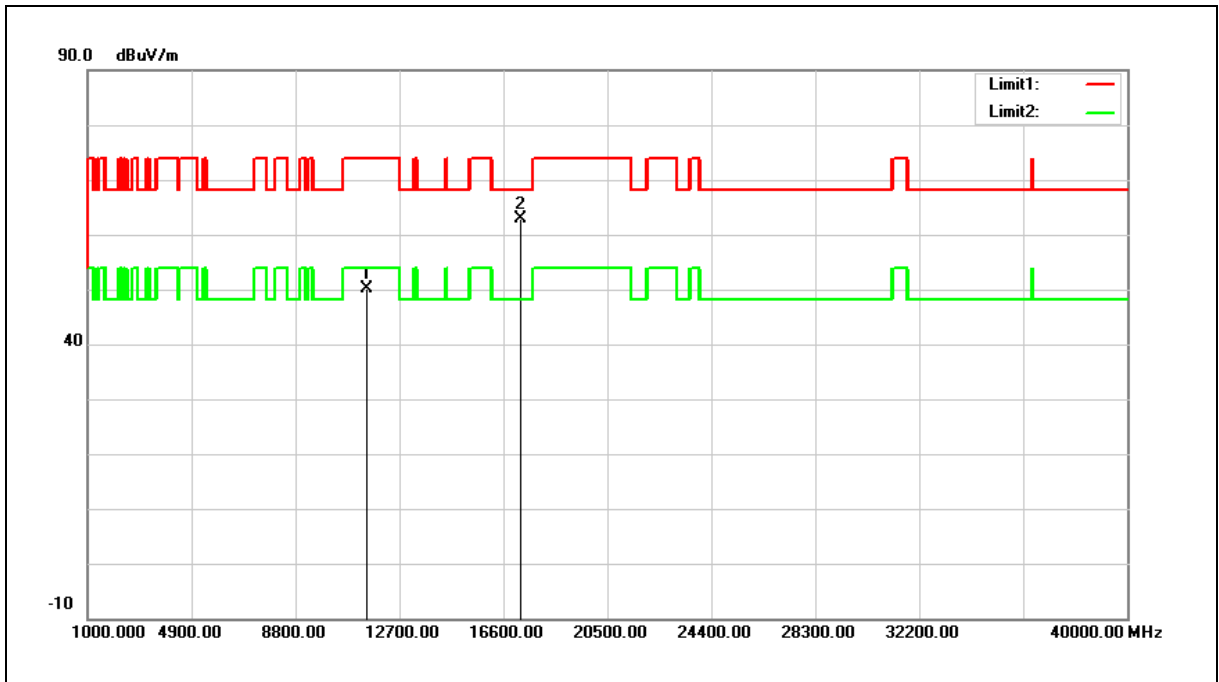
No.	Frequency (MHz)	Reading (dBuV)	Correct Factor (dB/m)	Result (dBuV/m)	Limit (dBuV/m)	Margin (dB)	Remark
1	11440.000	34.52	15.30	49.82	74.00	-24.18	peak
2	17160.000	42.12	21.25	63.37	68.20	-4.83	peak

Note:1.Result (dBuV/m) = Correct Factor (dB/m) + Reading(dBuV).

2.Correction factor (dB/m) = Antenna Factor (dB/m) + Cable loss (dB) – Pre-Amplifier gain (dB).

3.When the peak results are less than average limit, so not need to evaluate the average.

Standard:	FCC Part 15.407	Test Distance:	3 m
Test item:	Harmonic		
Frequency:	5745 MHz		
Mode:	802.11ax HE20		
Ant.Polar.:	Horizontal		



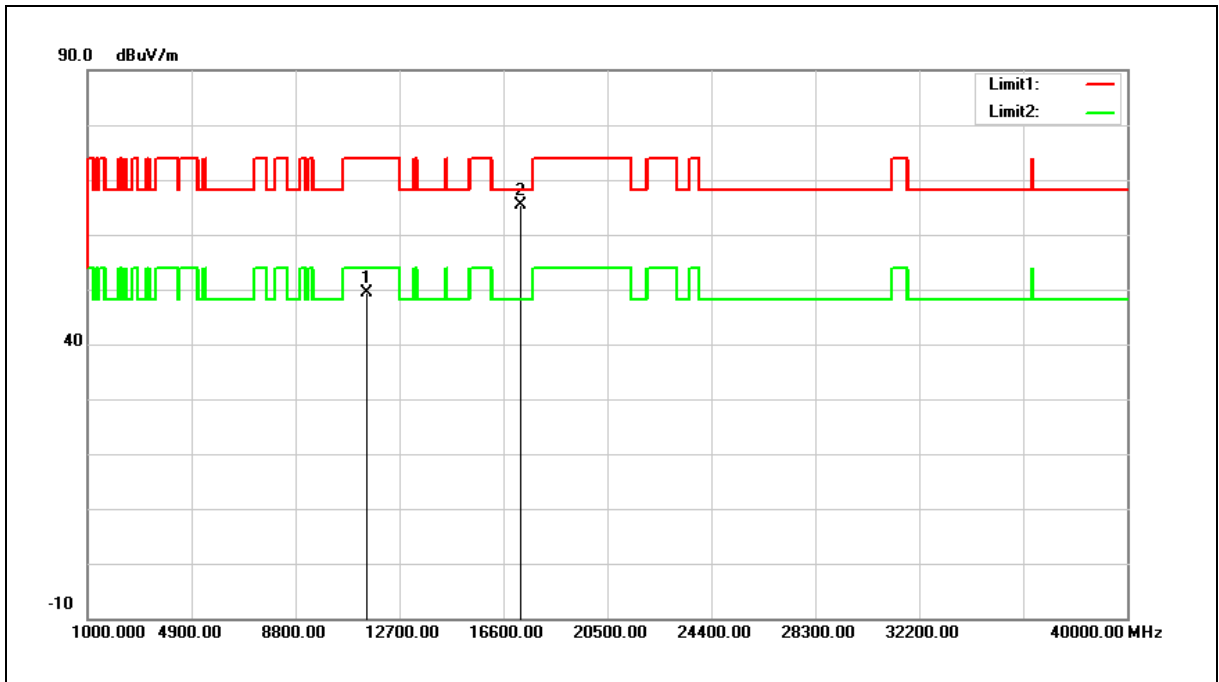
No.	Frequency (MHz)	Reading (dBuV)	Correct Factor (dB/m)	Result (dBuV/m)	Limit (dBuV/m)	Margin (dB)	Remark
1	11490.000	34.72	15.39	50.11	74.00	-23.89	peak
2	17235.000	41.19	21.71	62.90	68.20	-5.30	peak

Note:1.Result (dBuV/m) = Correct Factor (dB/m) + Reading(dBuV).

2.Correction factor (dB/m) = Antenna Factor (dB/m) + Cable loss (dB) – Pre-Amplifier gain (dB).

3.When the peak results are less than average limit, so not need to evaluate the average.

Standard:	FCC Part 15.407	Test Distance:	3 m
Test item:	Harmonic		
Frequency:	5745 MHz		
Mode:	802.11ax HE20		
Ant.Polar.:	Vertical		



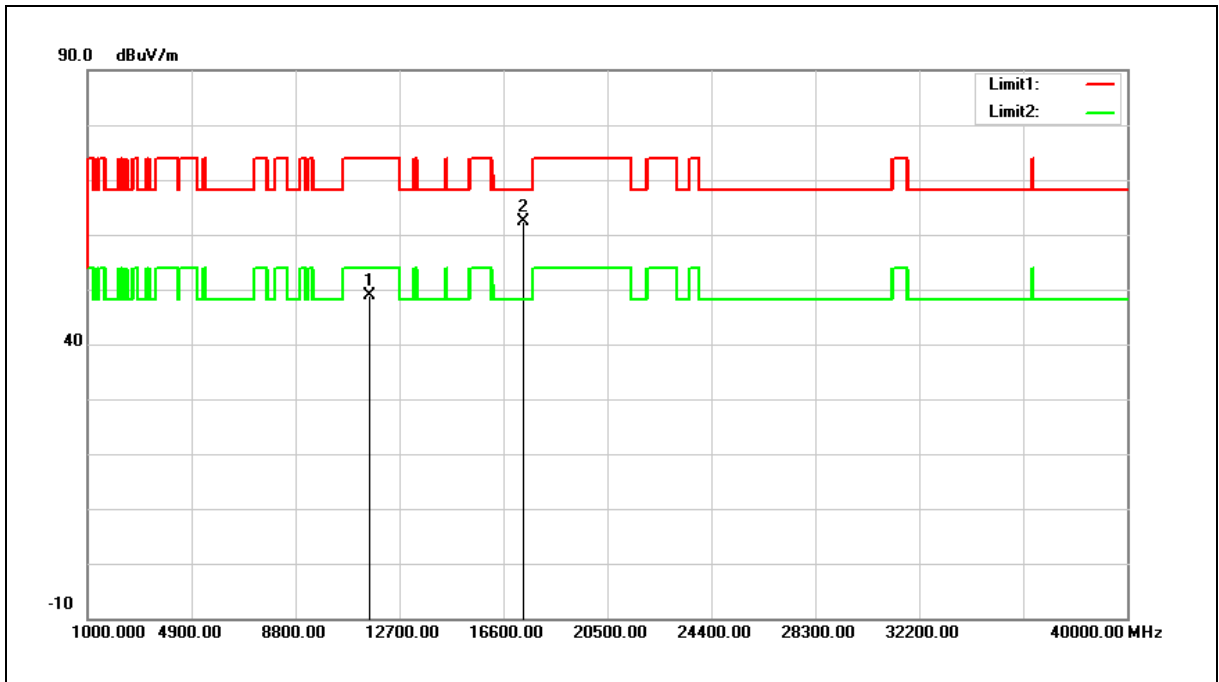
No.	Frequency (MHz)	Reading (dBuV)	Correct Factor (dB/m)	Result (dBuV/m)	Limit (dBuV/m)	Margin (dB)	Remark
1	11490.000	34.08	15.39	49.47	74.00	-24.53	peak
2	17235.000	43.61	21.71	65.32	68.20	-2.88	peak

Note:1.Result (dBuV/m) = Correct Factor (dB/m) + Reading(dBuV).

2.Correction factor (dB/m) = Antenna Factor (dB/m) + Cable loss (dB) – Pre-Amplifier gain (dB).

3.When the peak results are less than average limit, so not need to evaluate the average.

Standard:	FCC Part 15.407	Test Distance:	3 m
Test item:	Harmonic		
Frequency:	5785 MHz		
Mode:	802.11ax HE20		
Ant.Polar.:	Horizontal		



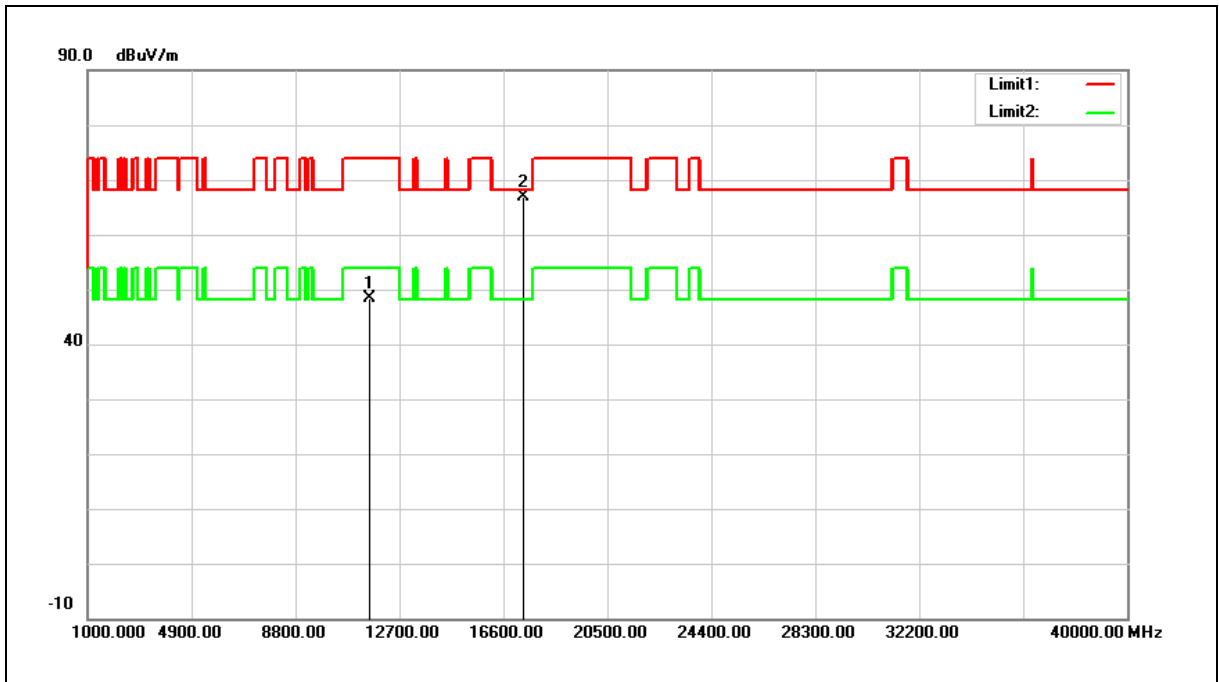
No.	Frequency (MHz)	Reading (dBuV)	Correct Factor (dB/m)	Result (dBuV/m)	Limit (dBuV/m)	Margin (dB)	Remark
1	11570.000	33.54	15.25	48.79	74.00	-25.21	peak
2	17355.000	39.92	22.42	62.34	68.20	-5.86	peak

Note:1.Result (dBuV/m) = Correct Factor (dB/m) + Reading(dBuV).

2.Correction factor (dB/m) = Antenna Factor (dB/m) + Cable loss (dB) – Pre-Amplifier gain (dB).

3.When the peak results are less than average limit, so not need to evaluate the average.

Standard:	FCC Part 15.407	Test Distance:	3 m
Test item:	Harmonic		
Frequency:	5785 MHz		
Mode:	802.11ax HE20		
Ant.Polar.:	Vertical		



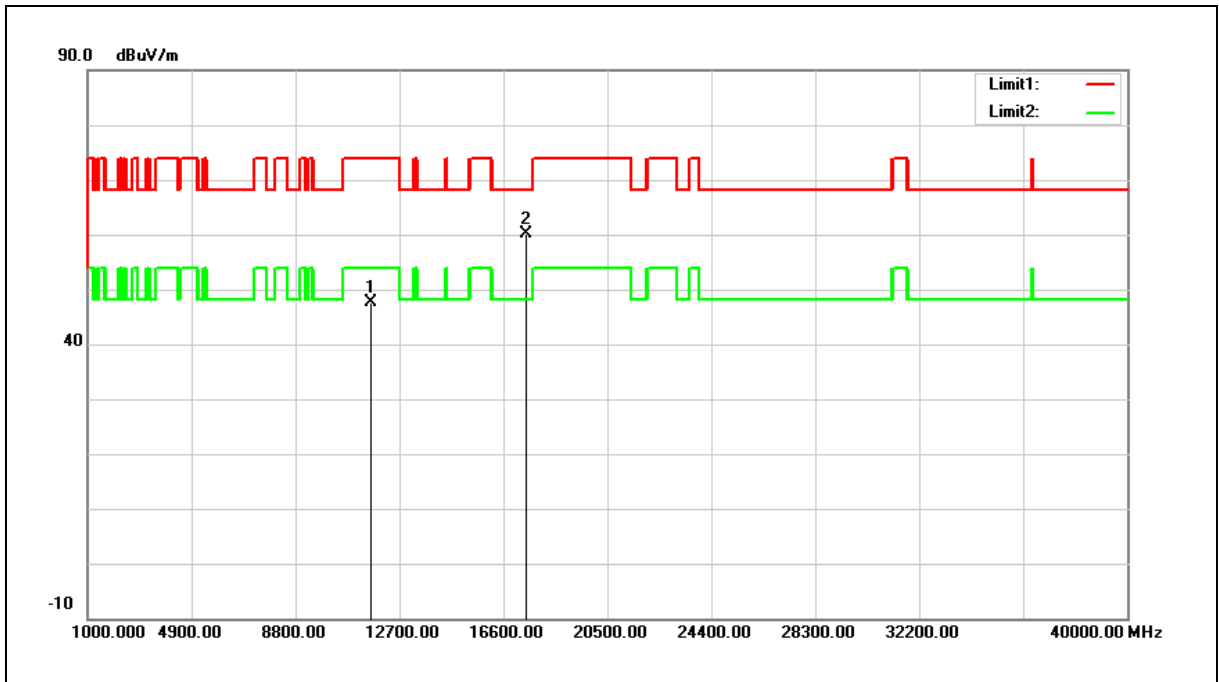
No.	Frequency (MHz)	Reading (dBuV)	Correct Factor (dB/m)	Result (dBuV/m)	Limit (dBuV/m)	Margin (dB)	Remark
1	11570.000	33.10	15.25	48.35	74.00	-25.65	peak
2	17355.000	44.34	22.42	66.76	68.20	-1.44	peak

Note:1.Result (dBuV/m) = Correct Factor (dB/m) + Reading(dBuV).

2.Correction factor (dB/m) = Antenna Factor (dB/m) + Cable loss (dB) – Pre-Amplifier gain (dB).

3.When the peak results are less than average limit, so not need to evaluate the average.

Standard:	FCC Part 15.407	Test Distance:	3 m
Test item:	Harmonic		
Frequency:	5825 MHz		
Mode:	802.11ax HE20		
Ant.Polar.:	Horizontal		



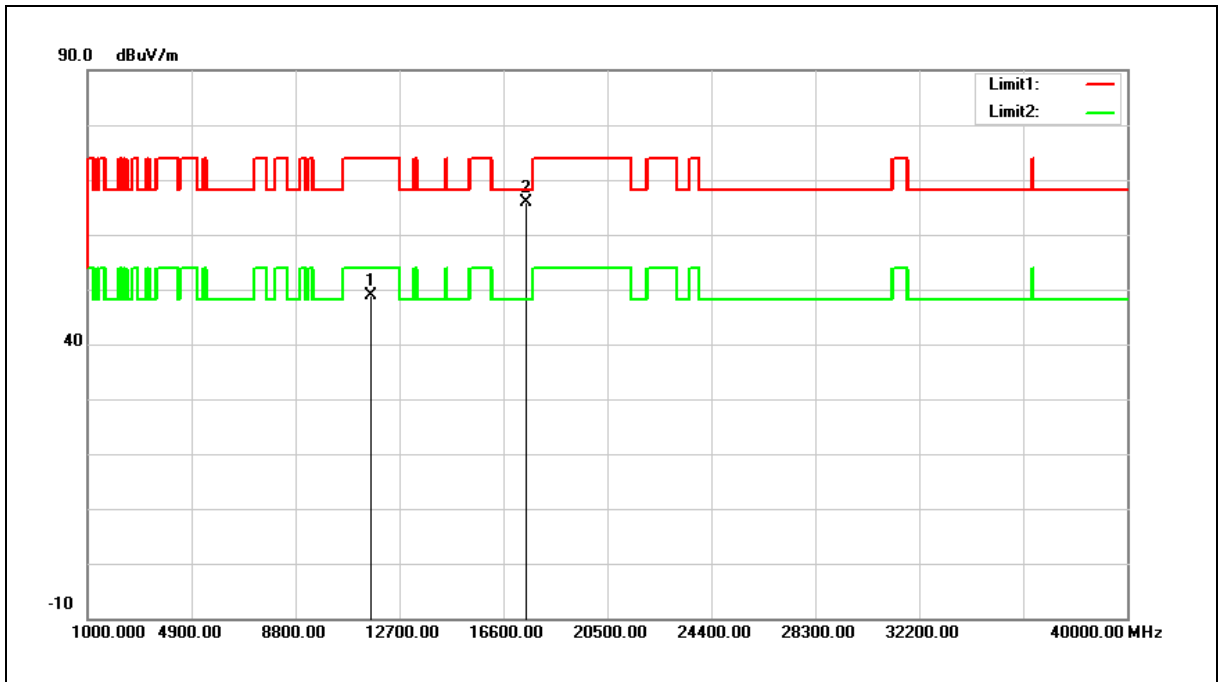
No.	Frequency (MHz)	Reading (dBuV)	Correct Factor (dB/m)	Result (dBuV/m)	Limit (dBuV/m)	Margin (dB)	Remark
1	11650.000	32.54	15.08	47.62	74.00	-26.38	peak
2	17475.000	37.12	23.13	60.25	68.20	-7.95	peak

Note:1.Result (dBuV/m) = Correct Factor (dB/m) + Reading(dBuV).

2.Correction factor (dB/m) = Antenna Factor (dB/m) + Cable loss (dB) – Pre-Amplifier gain (dB).

3.When the peak results are less than average limit, so not need to evaluate the average.

Standard:	FCC Part 15.407	Test Distance:	3 m
Test item:	Harmonic		
Frequency:	5825 MHz		
Mode:	802.11ax HE20		
Ant.Polar.:	Vertical		



No.	Frequency (MHz)	Reading (dBuV)	Correct Factor (dB/m)	Result (dBuV/m)	Limit (dBuV/m)	Margin (dB)	Remark
1	11650.000	33.77	15.08	48.85	74.00	-25.15	peak
2	17475.000	42.80	23.13	65.93	68.20	-2.27	peak

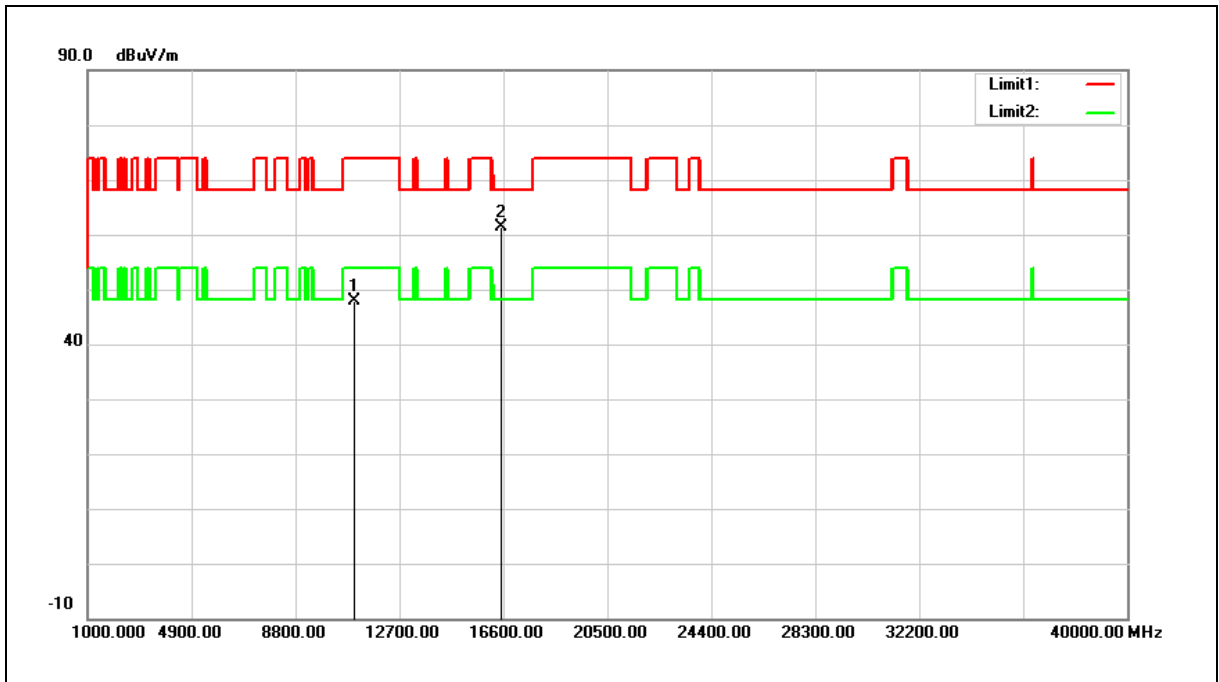
Note:1.Result (dBuV/m) = Correct Factor (dB/m) + Reading(dBuV).

2.Correction factor (dB/m) = Antenna Factor (dB/m) + Cable loss (dB) – Pre-Amplifier gain (dB).

3.When the peak results are less than average limit, so not need to evaluate the average.



Standard:	FCC Part 15.407	Test Distance:	3 m
Test item:	Harmonic		
Frequency:	5510 MHz		
Mode:	802.11ax HE40		
Ant.Polar.:	Horizontal		



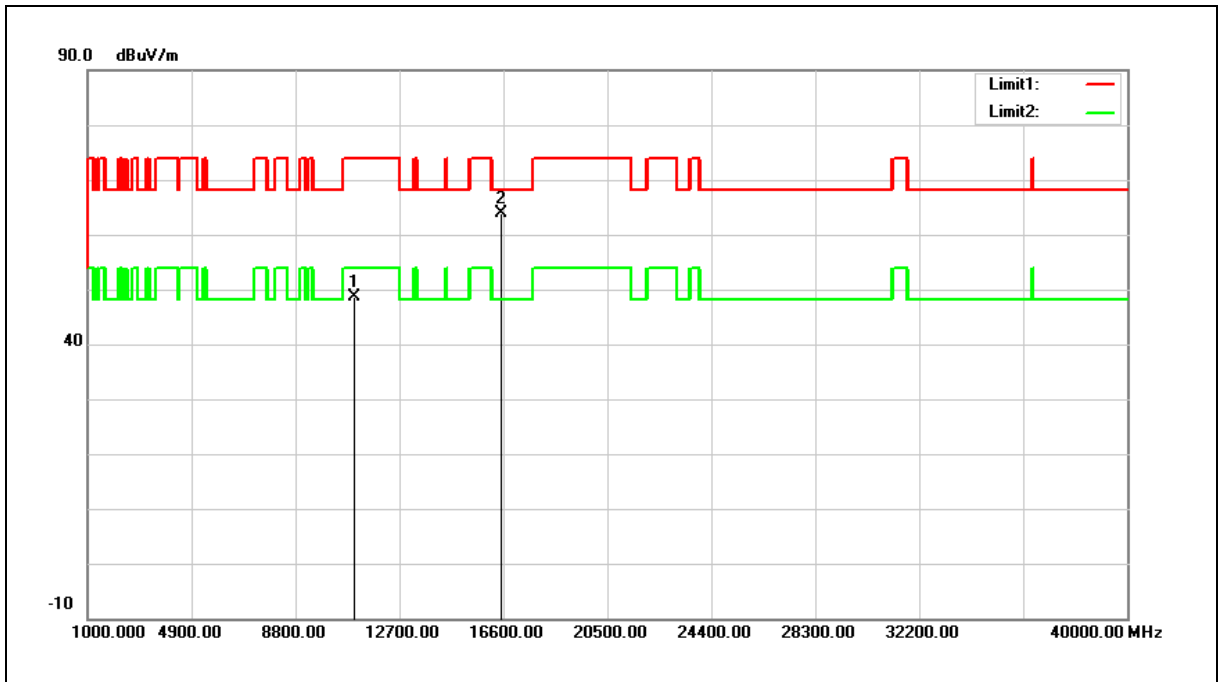
No.	Frequency (MHz)	Reading (dBuV)	Correct Factor (dB/m)	Result (dBuV/m)	Limit (dBuV/m)	Margin (dB)	Remark
1	11020.000	33.41	14.51	47.92	74.00	-26.08	peak
2	16530.000	44.49	16.85	61.34	68.20	-6.86	peak

Note:1.Result (dBuV/m) = Correct Factor (dB/m) + Reading(dBuV).

2.Correction factor (dB/m) = Antenna Factor (dB/m) + Cable loss (dB) – Pre-Amplifier gain (dB).

3.When the peak results are less than average limit, so not need to evaluate the average.

Standard:	FCC Part 15.407	Test Distance:	3 m
Test item:	Harmonic		
Frequency:	5510 MHz		
Mode:	802.11ax HE40		
Ant.Polar.:	Vertical		



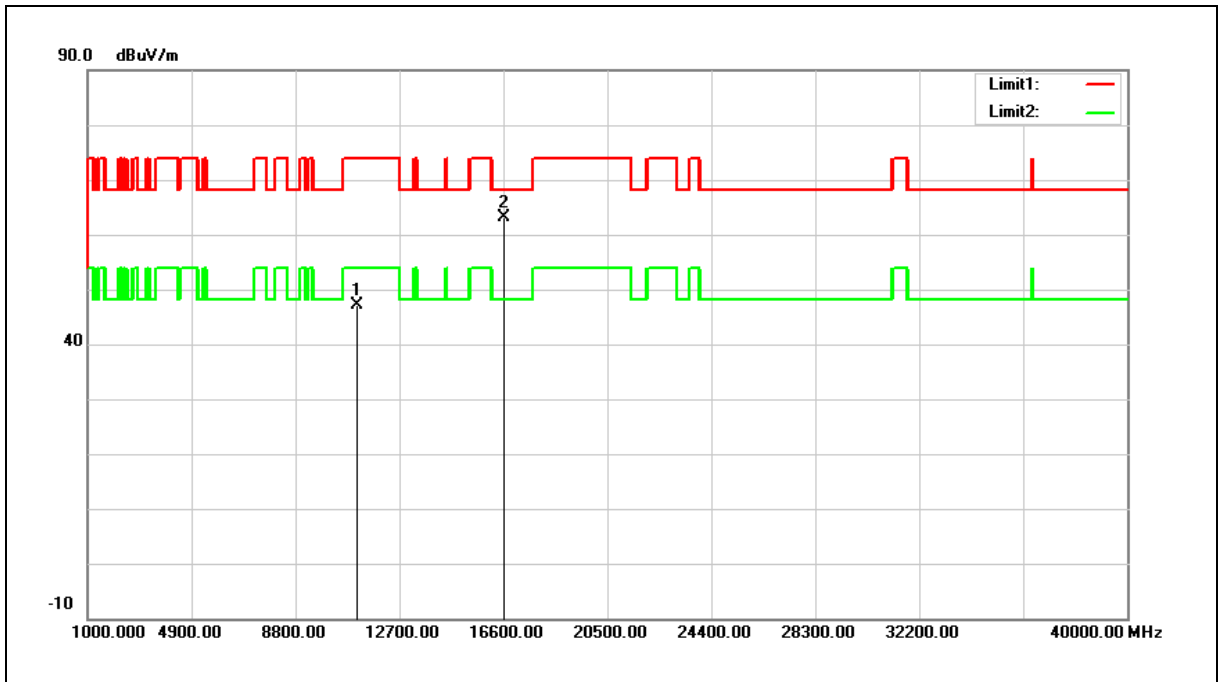
No.	Frequency (MHz)	Reading (dBuV)	Correct Factor (dB/m)	Result (dBuV/m)	Limit (dBuV/m)	Margin (dB)	Remark
1	11020.000	34.14	14.51	48.65	74.00	-25.35	peak
2	16530.000	46.93	16.85	63.78	68.20	-4.42	peak

Note:1.Result (dBuV/m) = Correct Factor (dB/m) + Reading(dBuV).

2.Correction factor (dB/m) = Antenna Factor (dB/m) + Cable loss (dB) – Pre-Amplifier gain (dB).

3.When the peak results are less than average limit, so not need to evaluate the average.

Standard:	FCC Part 15.407	Test Distance:	3 m
Test item:	Harmonic		
Frequency:	5550 MHz		
Mode:	802.11ax HE40		
Ant.Polar.:	Horizontal		



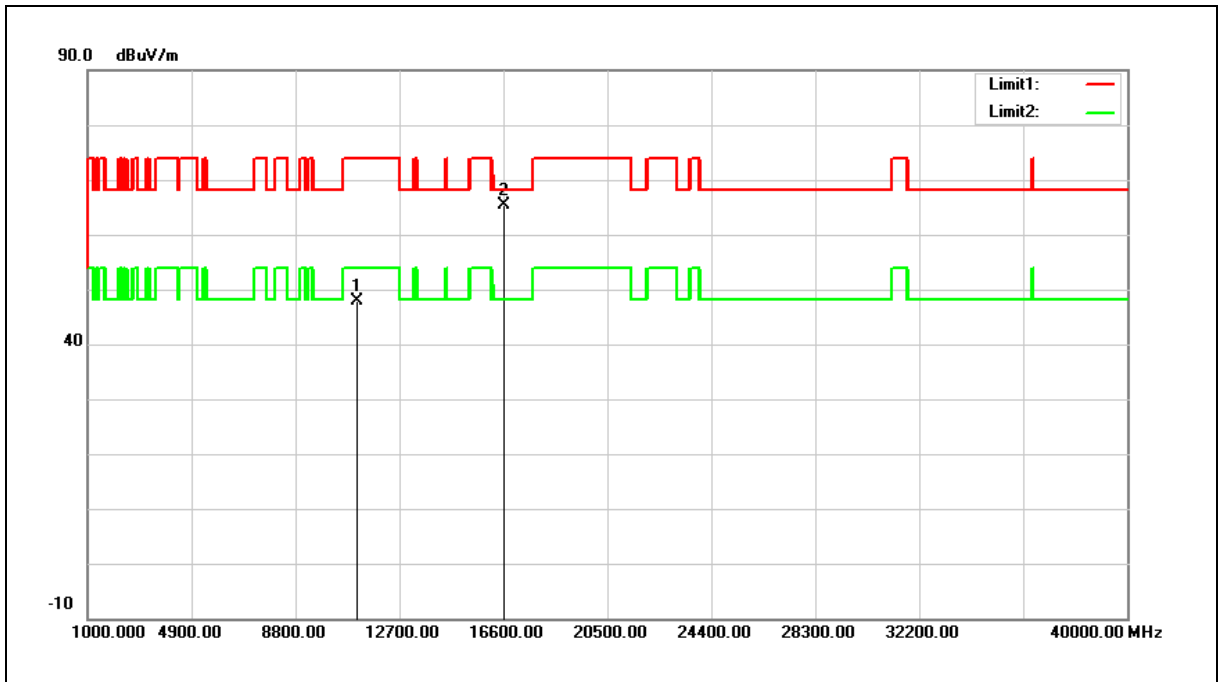
No.	Frequency (MHz)	Reading (dBuV)	Correct Factor (dB/m)	Result (dBuV/m)	Limit (dBuV/m)	Margin (dB)	Remark
1	11100.000	32.58	14.66	47.24	74.00	-26.76	peak
2	16650.000	45.31	17.73	63.04	68.20	-5.16	peak

Note:1.Result (dBuV/m) = Correct Factor (dB/m) + Reading(dBuV).

2.Correction factor (dB/m) = Antenna Factor (dB/m) + Cable loss (dB) – Pre-Amplifier gain (dB).

3.When the peak results are less than average limit, so not need to evaluate the average.

Standard:	FCC Part 15.407	Test Distance:	3 m
Test item:	Harmonic		
Frequency:	5550 MHz		
Mode:	802.11ax HE40		
Ant.Polar.:	Vertical		



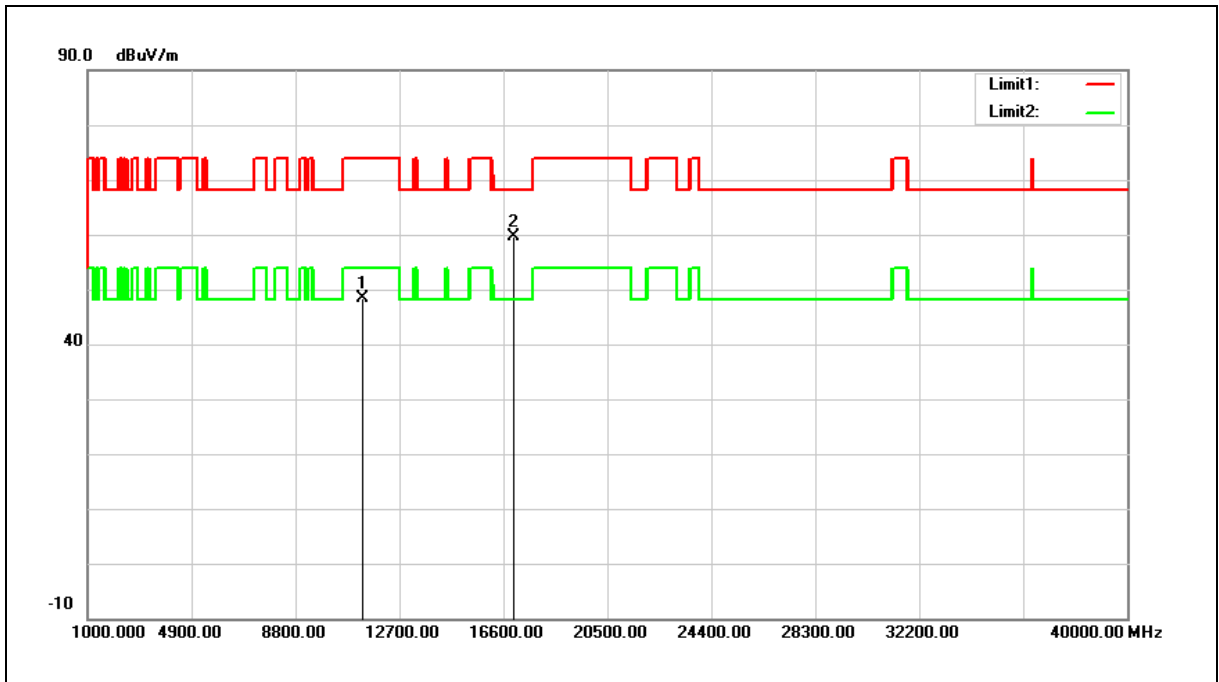
No.	Frequency (MHz)	Reading (dBuV)	Correct Factor (dB/m)	Result (dBuV/m)	Limit (dBuV/m)	Margin (dB)	Remark
1	11100.000	33.16	14.66	47.82	74.00	-26.18	peak
2	16650.000	47.74	17.73	65.47	68.20	-2.73	peak

Note:1.Result (dBuV/m) = Correct Factor (dB/m) + Reading(dBuV).

2.Correction factor (dB/m) = Antenna Factor (dB/m) + Cable loss (dB) – Pre-Amplifier gain (dB).

3.When the peak results are less than average limit, so not need to evaluate the average.

Standard:	FCC Part 15.407	Test Distance:	3 m
Test item:	Harmonic		
Frequency:	5670 MHz		
Mode:	802.11ax HE40		
Ant.Polar.:	Horizontal		



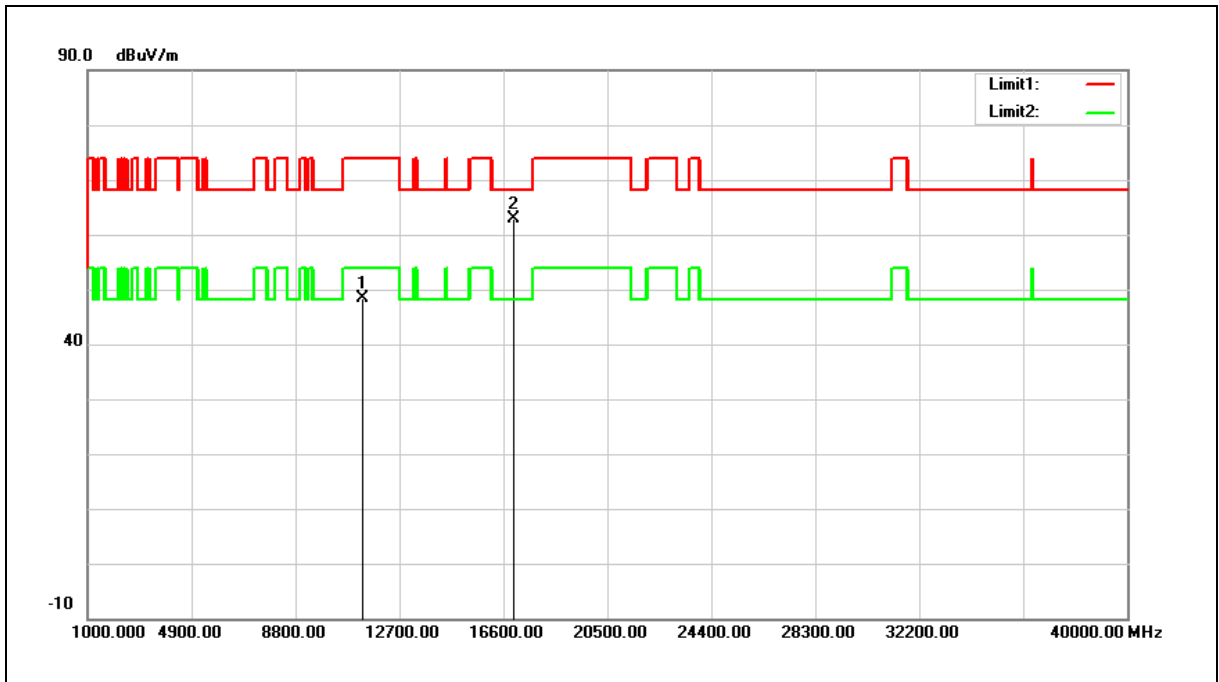
No.	Frequency (MHz)	Reading (dBuV)	Correct Factor (dB/m)	Result (dBuV/m)	Limit (dBuV/m)	Margin (dB)	Remark
1	11340.000	33.27	15.11	48.38	74.00	-25.62	peak
2	17010.000	39.37	20.36	59.73	68.20	-8.47	peak

Note:1.Result (dBuV/m) = Correct Factor (dB/m) + Reading(dBuV).

2.Correction factor (dB/m) = Antenna Factor (dB/m) + Cable loss (dB) – Pre-Amplifier gain (dB).

3.When the peak results are less than average limit, so not need to evaluate the average.

Standard:	FCC Part 15.407	Test Distance:	3 m
Test item:	Harmonic		
Frequency:	5670 MHz		
Mode:	802.11ax HE40		
Ant.Polar.:	Vertical		



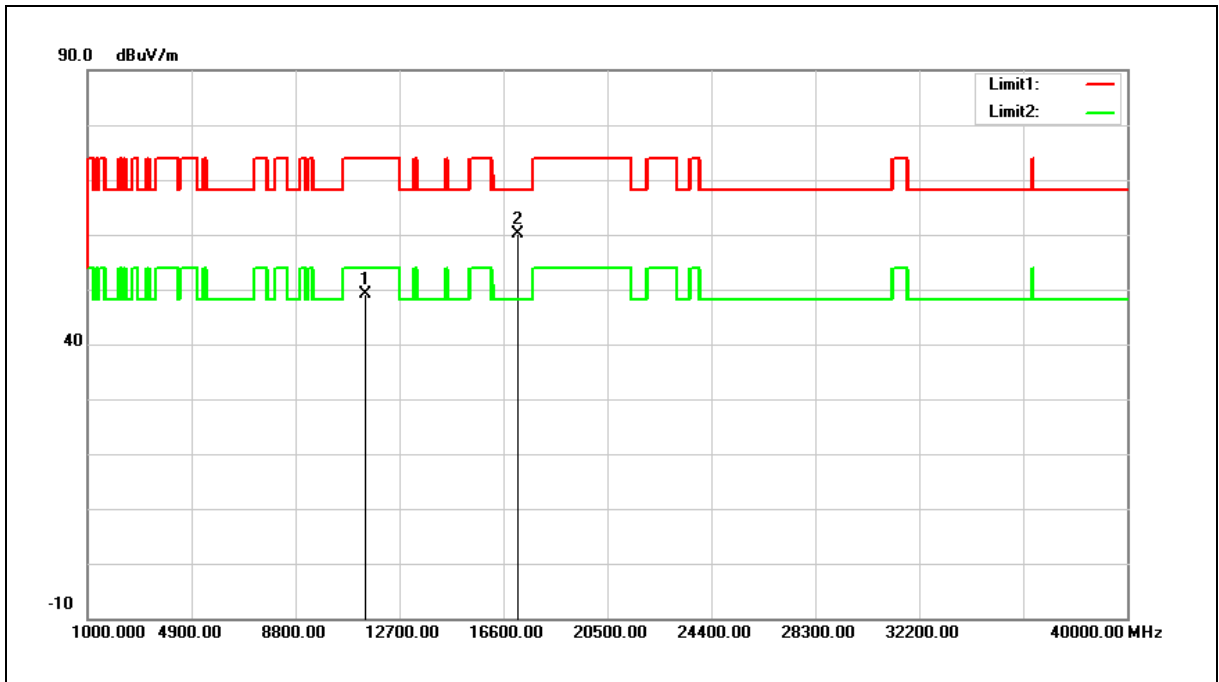
No.	Frequency (MHz)	Reading (dBuV)	Correct Factor (dB/m)	Result (dBuV/m)	Limit (dBuV/m)	Margin (dB)	Remark
1	11340.000	33.33	15.11	48.44	74.00	-25.56	peak
2	17010.000	42.55	20.36	62.91	68.20	-5.29	peak

Note:1.Result (dBuV/m) = Correct Factor (dB/m) + Reading(dBuV).

2.Correction factor (dB/m) = Antenna Factor (dB/m) + Cable loss (dB) – Pre-Amplifier gain (dB).

3.When the peak results are less than average limit, so not need to evaluate the average.

Standard:	FCC Part 15.407	Test Distance:	3 m
Test item:	Harmonic		
Frequency:	5710 MHz		
Mode:	802.11ax HE40		
Ant.Polar.:	Horizontal		



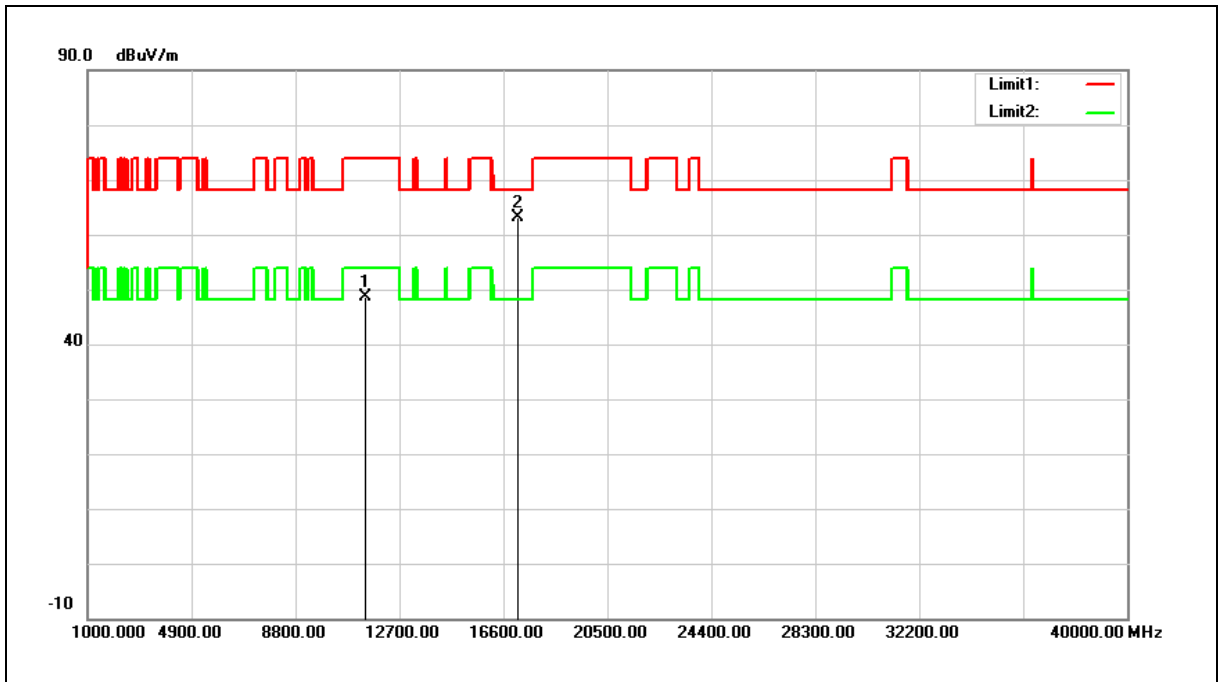
No.	Frequency (MHz)	Reading (dBuV)	Correct Factor (dB/m)	Result (dBuV/m)	Limit (dBuV/m)	Margin (dB)	Remark
1	11420.000	33.96	15.26	49.22	74.00	-24.78	peak
2	17130.000	39.05	21.08	60.13	68.20	-8.07	peak

Note:1.Result (dBuV/m) = Correct Factor (dB/m) + Reading(dBuV).

2.Correction factor (dB/m) = Antenna Factor (dB/m) + Cable loss (dB) – Pre-Amplifier gain (dB).

3.When the peak results are less than average limit, so not need to evaluate the average.

Standard:	FCC Part 15.407	Test Distance:	3 m
Test item:	Harmonic		
Frequency:	5710 MHz		
Mode:	802.11ax HE40		
Ant.Polar.:	Vertical		



No.	Frequency (MHz)	Reading (dBuV)	Correct Factor (dB/m)	Result (dBuV/m)	Limit (dBuV/m)	Margin (dB)	Remark
1	11420.000	33.31	15.26	48.57	74.00	-25.43	peak
2	17130.000	42.02	21.08	63.10	68.20	-5.10	peak

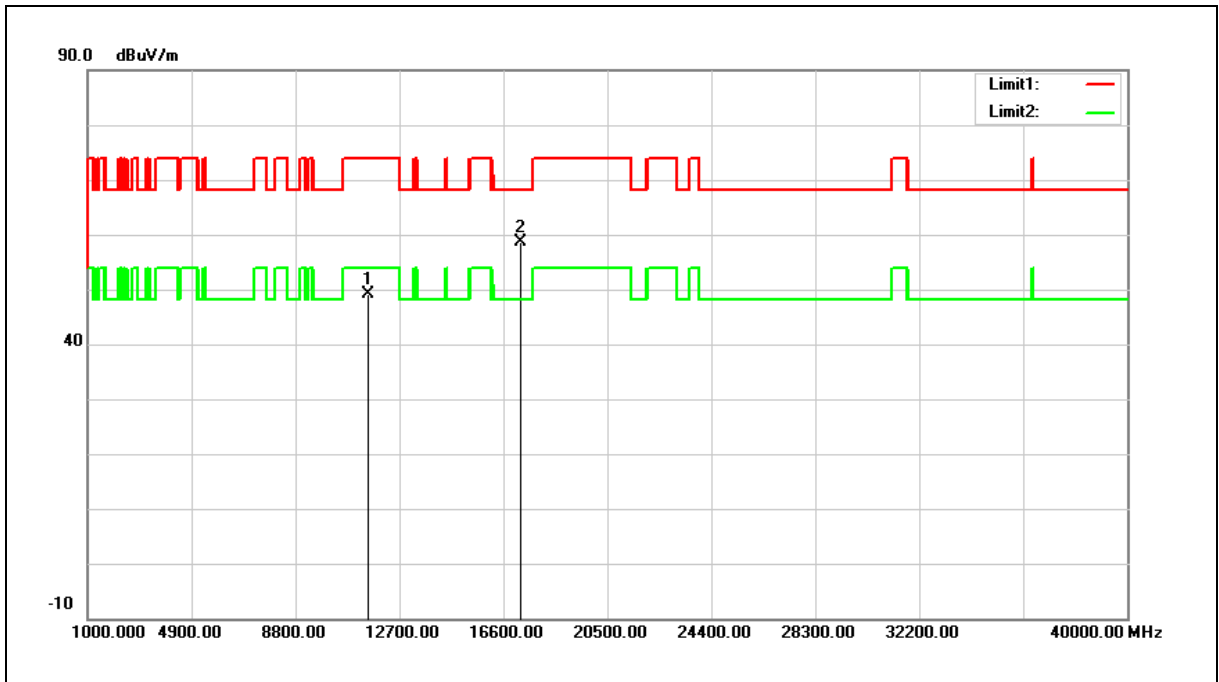
Note:1.Result (dBuV/m) = Correct Factor (dB/m) + Reading(dBuV).

2.Correction factor (dB/m) = Antenna Factor (dB/m) + Cable loss (dB) – Pre-Amplifier gain (dB).

3.When the peak results are less than average limit, so not need to evaluate the average.



Standard:	FCC Part 15.407	Test Distance:	3 m
Test item:	Harmonic		
Frequency:	5755 MHz		
Mode:	802.11ax HE40		
Ant.Polar.:	Horizontal		



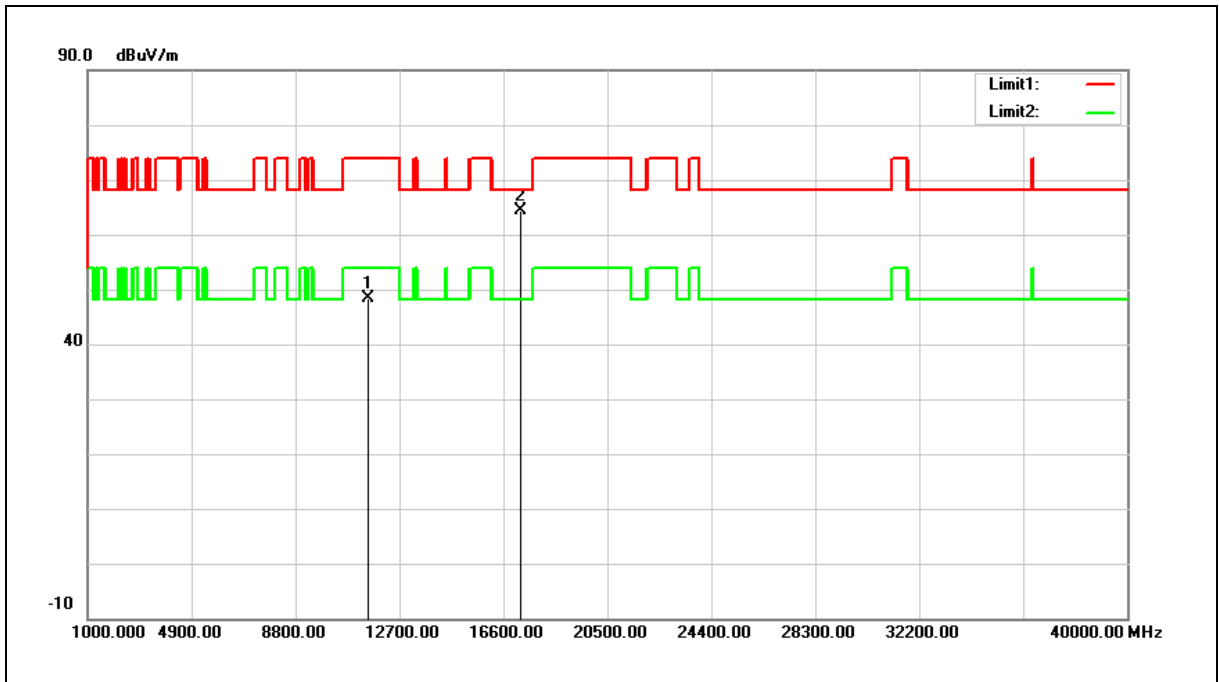
No.	Frequency (MHz)	Reading (dBuV)	Correct Factor (dB/m)	Result (dBuV/m)	Limit (dBuV/m)	Margin (dB)	Remark
1	11510.000	33.76	15.38	49.14	74.00	-24.86	peak
2	17265.000	36.93	21.88	58.81	68.20	-9.39	peak

Note:1.Result (dBuV/m) = Correct Factor (dB/m) + Reading(dBuV).

2.Correction factor (dB/m) = Antenna Factor (dB/m) + Cable loss (dB) – Pre-Amplifier gain (dB).

3.When the peak results are less than average limit, so not need to evaluate the average.

Standard:	FCC Part 15.407	Test Distance:	3 m
Test item:	Harmonic		
Frequency:	5755 MHz		
Mode:	802.11ax HE40		
Ant.Polar.:	Vertical		



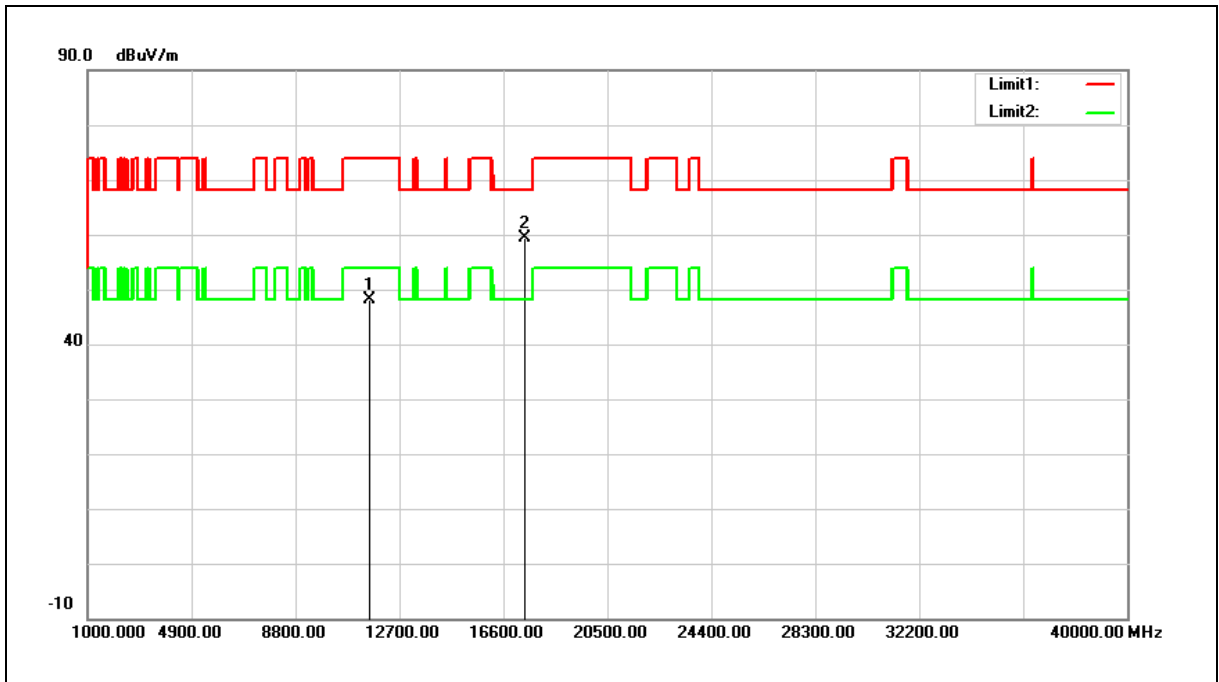
No.	Frequency (MHz)	Reading (dBuV)	Correct Factor (dB/m)	Result (dBuV/m)	Limit (dBuV/m)	Margin (dB)	Remark
1	11510.000	33.07	15.38	48.45	74.00	-25.55	peak
2	17265.000	42.51	21.88	64.39	68.20	-3.81	peak

Note:1.Result (dBuV/m) = Correct Factor (dB/m) + Reading(dBuV).

2.Correction factor (dB/m) = Antenna Factor (dB/m) + Cable loss (dB) – Pre-Amplifier gain (dB).

3.When the peak results are less than average limit, so not need to evaluate the average.

Standard:	FCC Part 15.407	Test Distance:	3 m
Test item:	Harmonic		
Frequency:	5795 MHz		
Mode:	802.11ax HE40		
Ant.Polar.:	Horizontal		



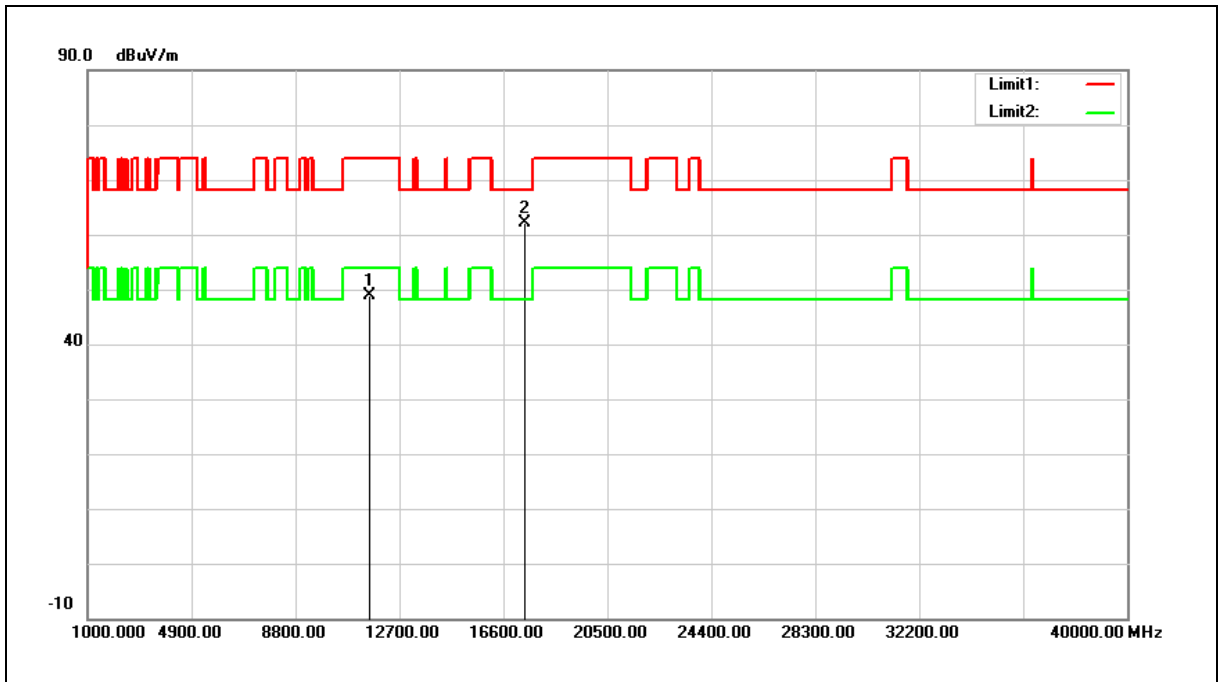
No.	Frequency (MHz)	Reading (dBuV)	Correct Factor (dB/m)	Result (dBuV/m)	Limit (dBuV/m)	Margin (dB)	Remark
1	11590.000	32.93	15.20	48.13	74.00	-25.87	peak
2	17385.000	36.71	22.60	59.31	68.20	-8.89	peak

Note:1.Result (dBuV/m) = Correct Factor (dB/m) + Reading(dBuV).

2.Correction factor (dB/m) = Antenna Factor (dB/m) + Cable loss (dB) – Pre-Amplifier gain (dB).

3.When the peak results are less than average limit, so not need to evaluate the average.

Standard:	FCC Part 15.407	Test Distance:	3 m
Test item:	Harmonic		
Frequency:	5795 MHz		
Mode:	802.11ax HE40		
Ant.Polar.:	Vertical		



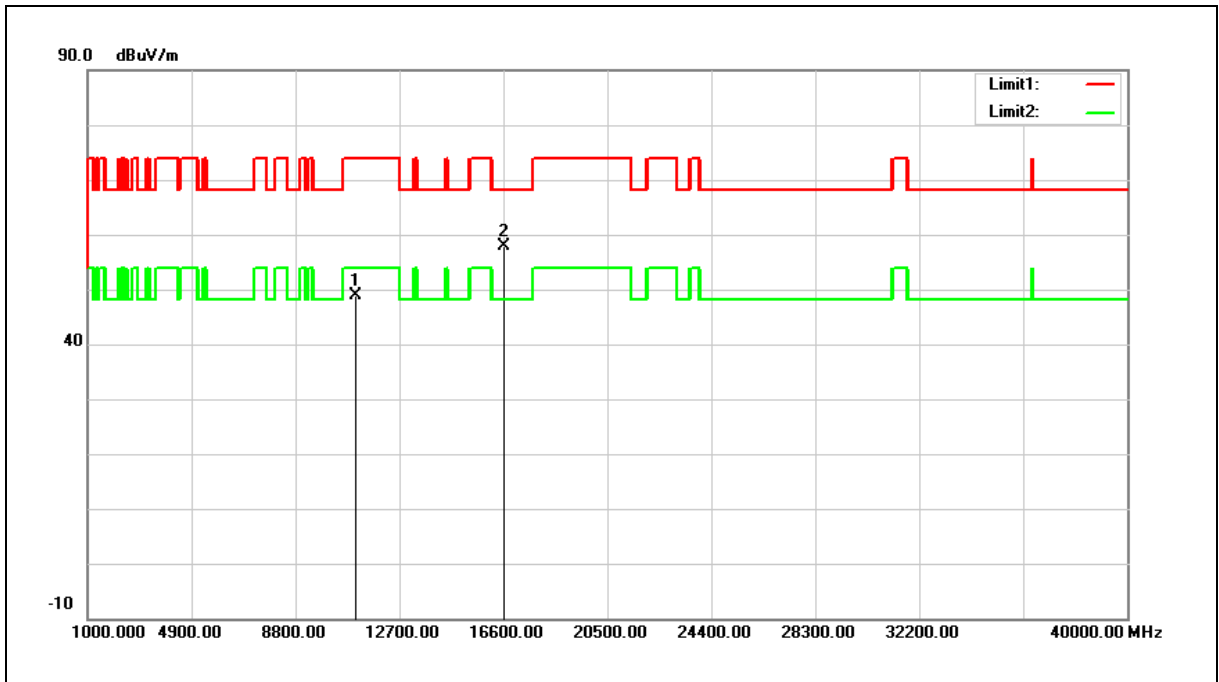
No.	Frequency (MHz)	Reading (dBuV)	Correct Factor (dB/m)	Result (dBuV/m)	Limit (dBuV/m)	Margin (dB)	Remark
1	11590.000	33.67	15.20	48.87	74.00	-25.13	peak
2	17385.000	39.45	22.60	62.05	68.20	-6.15	peak

Note:1.Result (dBuV/m) = Correct Factor (dB/m) + Reading(dBuV).

2.Correction factor (dB/m) = Antenna Factor (dB/m) + Cable loss (dB) – Pre-Amplifier gain (dB).

3.When the peak results are less than average limit, so not need to evaluate the average.

Standard:	FCC Part 15.407	Test Distance:	3 m
Test item:	Harmonic		
Frequency:	5530 MHz		
Mode:	802.11ax HE80		
Ant.Polar.:	Horizontal		



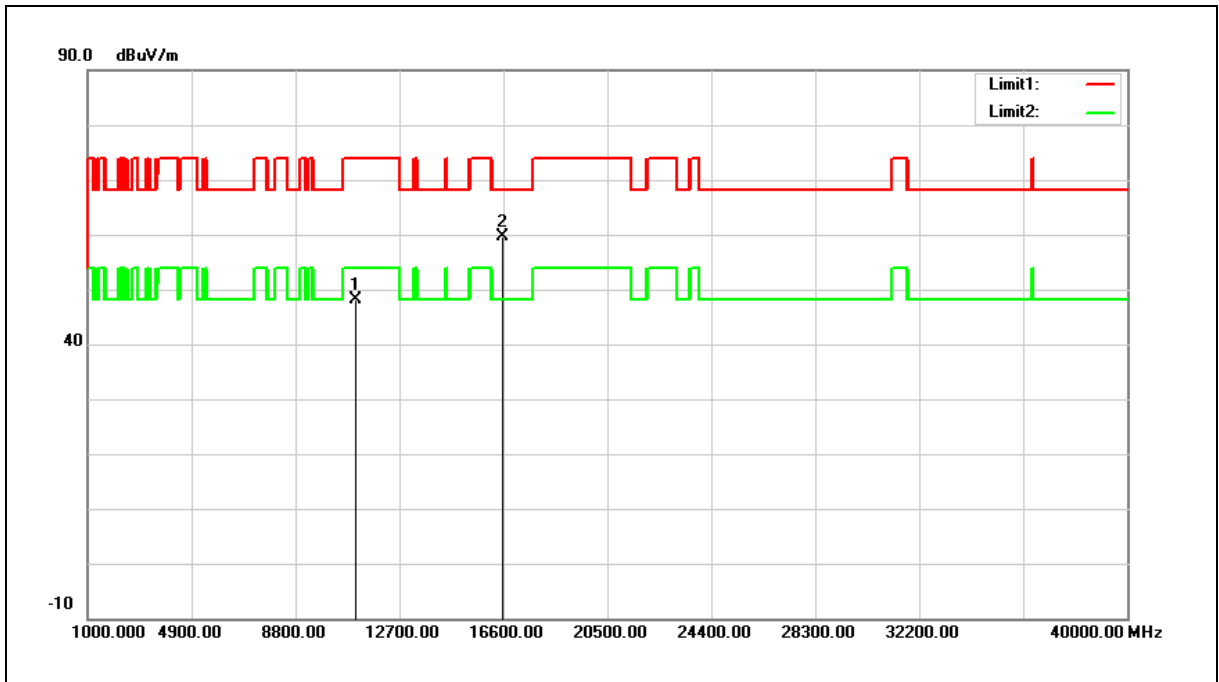
No.	Frequency (MHz)	Reading (dBuV)	Correct Factor (dB/m)	Result (dBuV/m)	Limit (dBuV/m)	Margin (dB)	Remark
1	11060.000	34.18	14.58	48.76	74.00	-25.24	peak
2	16590.000	40.33	17.29	57.62	68.20	-10.58	peak

Note:1.Result (dBuV/m) = Correct Factor (dB/m) + Reading(dBuV).

2.Correction factor (dB/m) = Antenna Factor (dB/m) + Cable loss (dB) – Pre-Amplifier gain (dB).

3.When the peak results are less than average limit, so not need to evaluate the average.

Standard:	FCC Part 15.407	Test Distance:	3 m
Test item:	Harmonic		
Frequency:	5530 MHz		
Mode:	802.11ax HE80		
Ant.Polar.:	Vertical		



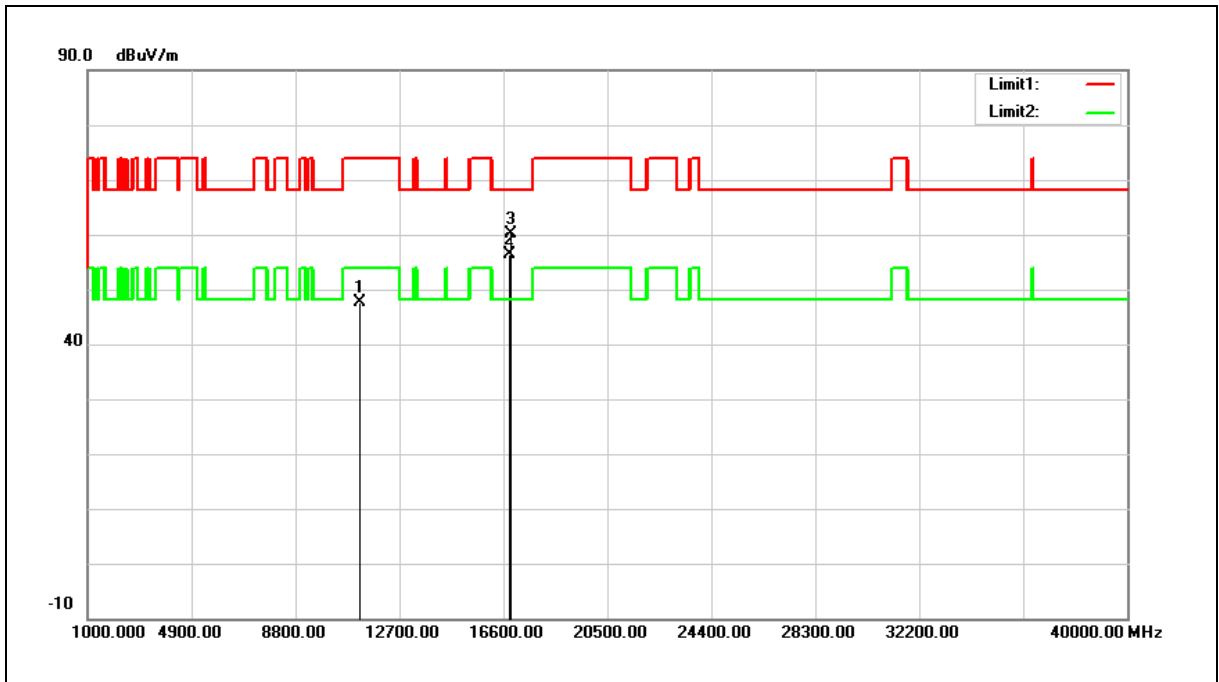
No.	Frequency (MHz)	Reading (dBuV)	Correct Factor (dB/m)	Result (dBuV/m)	Limit (dBuV/m)	Margin (dB)	Remark
1	11060.000	33.50	14.58	48.08	74.00	-25.92	peak
2	16590.000	42.26	17.29	59.55	68.20	-8.65	peak

Note:1.Result (dBuV/m) = Correct Factor (dB/m) + Reading(dBuV).

2.Correction factor (dB/m) = Antenna Factor (dB/m) + Cable loss (dB) – Pre-Amplifier gain (dB).

3.When the peak results are less than average limit, so not need to evaluate the average.

Standard:	FCC Part 15.407	Test Distance:	3 m
Test item:	Harmonic		
Frequency:	5610 MHz		
Mode:	802.11ax HE80		
Ant.Polar.:	Horizontal		



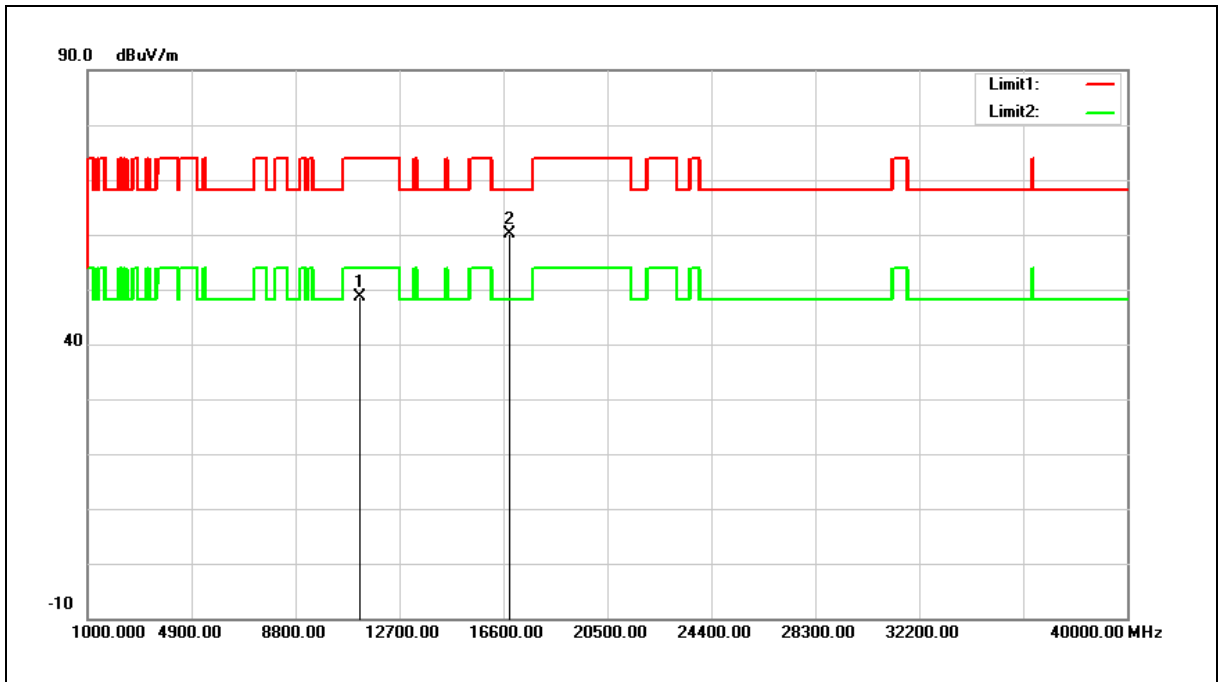
No.	Frequency (MHz)	Reading (dBuV)	Correct Factor (dB/m)	Result (dBuV/m)	Limit (dBuV/m)	Margin (dB)	Remark
1	11220.000	32.79	14.89	47.68	74.00	-26.32	peak
2	16830.000	37.31	19.06	56.37	68.20	-11.83	peak
3	16830.000	40.75	19.06	59.81	68.20	-8.39	peak

Note:1.Result (dBuV/m) = Correct Factor (dB/m) + Reading(dBuV).

2.Correction factor (dB/m) = Antenna Factor (dB/m) + Cable loss (dB) – Pre-Amplifier gain (dB).

3.When the peak results are less than average limit, so not need to evaluate the average.

Standard:	FCC Part 15.407	Test Distance:	3 m
Test item:	Harmonic		
Frequency:	5610 MHz		
Mode:	802.11ax HE80		
Ant.Polar.:	Vertical		



No.	Frequency (MHz)	Reading (dBuV)	Correct Factor (dB/m)	Result (dBuV/m)	Limit (dBuV/m)	Margin (dB)	Remark
1	11220.000	33.67	14.89	48.56	74.00	-25.44	peak
2	16830.000	41.07	19.06	60.13	68.20	-8.07	peak

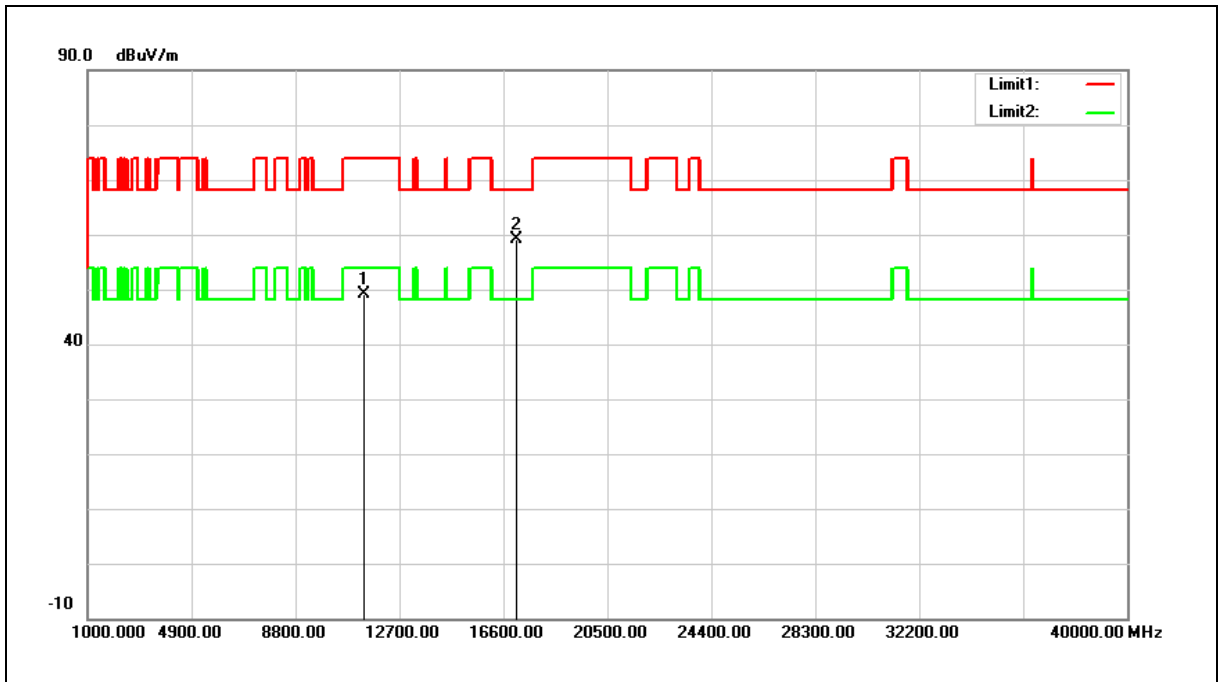
Note:1.Result (dBuV/m) = Correct Factor (dB/m) + Reading(dBuV).

2.Correction factor (dB/m) = Antenna Factor (dB/m) + Cable loss (dB) – Pre-Amplifier gain (dB).

3.When the peak results are less than average limit, so not need to evaluate the average.



Standard:	FCC Part 15.407	Test Distance:	3 m
Test item:	Harmonic		
Frequency:	5690 MHz		
Mode:	802.11ax HE80		
Ant.Polar.:	Horizontal		



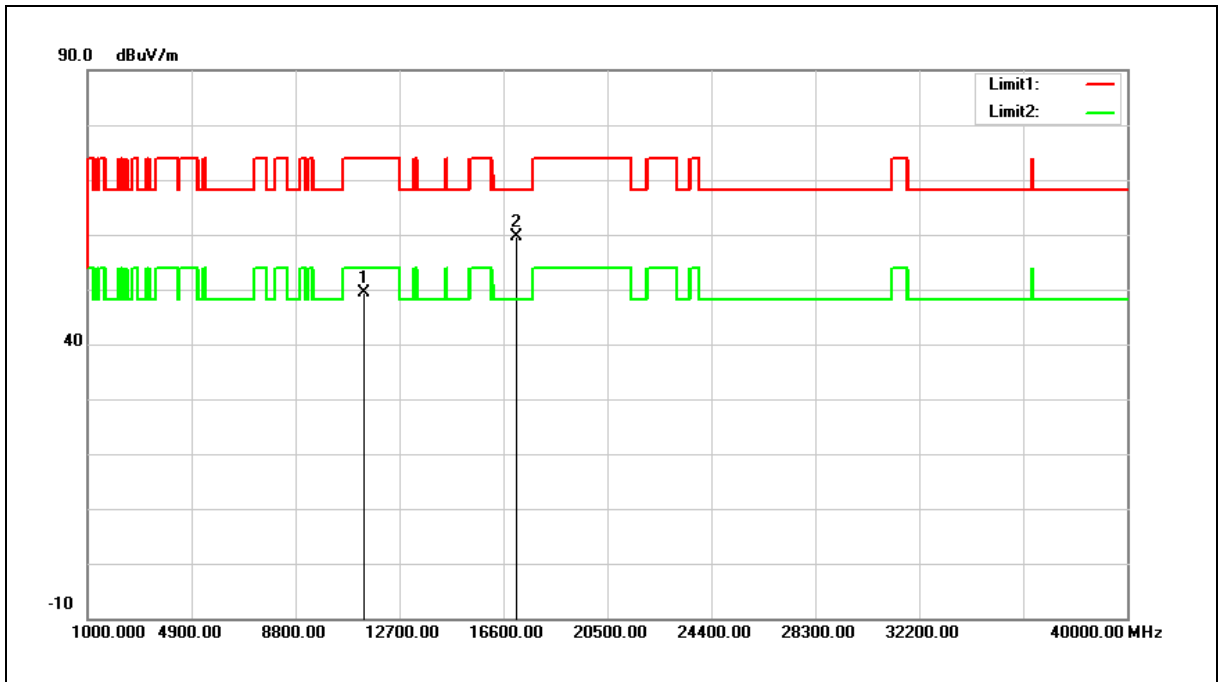
No.	Frequency (MHz)	Reading (dBuV)	Correct Factor (dB/m)	Result (dBuV/m)	Limit (dBuV/m)	Margin (dB)	Remark
1	11380.000	33.94	15.18	49.12	74.00	-24.88	peak
2	17070.000	38.38	20.72	59.10	68.20	-9.10	peak

Note:1.Result (dBuV/m) = Correct Factor (dB/m) + Reading(dBuV).

2.Correction factor (dB/m) = Antenna Factor (dB/m) + Cable loss (dB) – Pre-Amplifier gain (dB).

3.When the peak results are less than average limit, so not need to evaluate the average.

Standard:	FCC Part 15.407	Test Distance:	3 m
Test item:	Harmonic		
Frequency:	5690 MHz		
Mode:	802.11ax HE80		
Ant.Polar.:	Vertical		



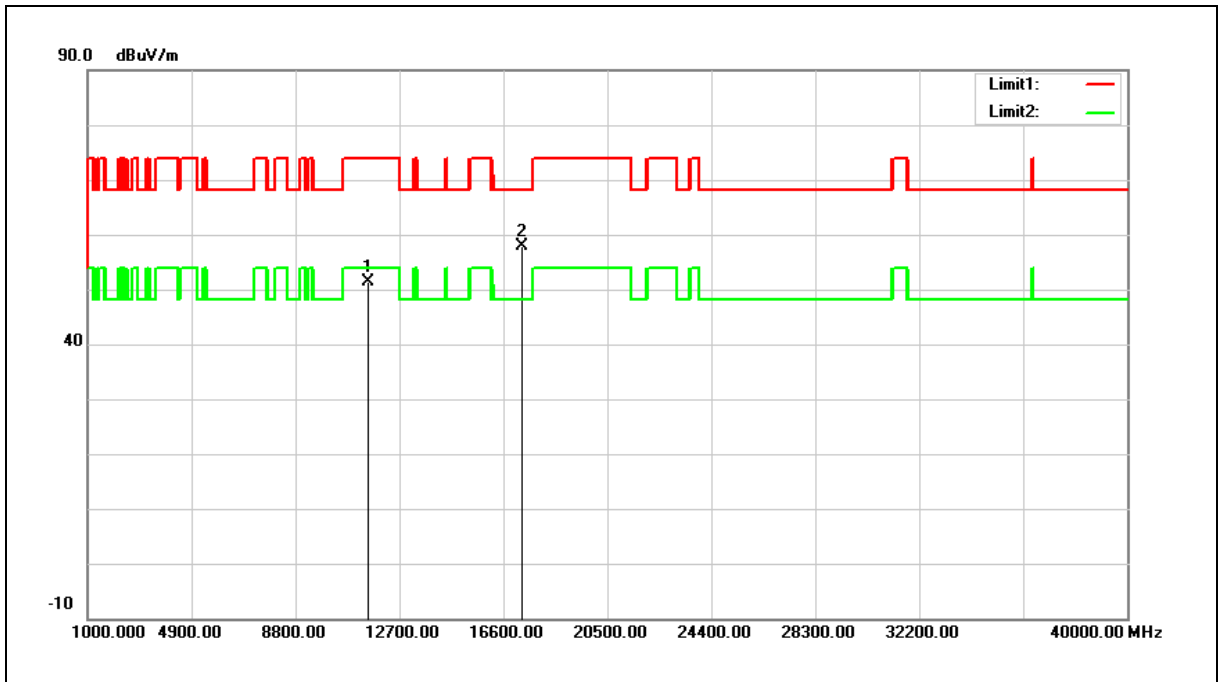
No.	Frequency (MHz)	Reading (dBuV)	Correct Factor (dB/m)	Result (dBuV/m)	Limit (dBuV/m)	Margin (dB)	Remark
1	11380.000	34.11	15.18	49.29	74.00	-24.71	peak
2	17070.000	38.99	20.72	59.71	68.20	-8.49	peak

Note:1.Result (dBuV/m) = Correct Factor (dB/m) + Reading(dBuV).

2.Correction factor (dB/m) = Antenna Factor (dB/m) + Cable loss (dB) – Pre-Amplifier gain (dB).

3.When the peak results are less than average limit, so not need to evaluate the average.

Standard:	FCC Part 15.407	Test Distance:	3 m
Test item:	Harmonic		
Frequency:	5775 MHz		
Mode:	802.11ax HE80		
Ant.Polar.:	Horizontal		



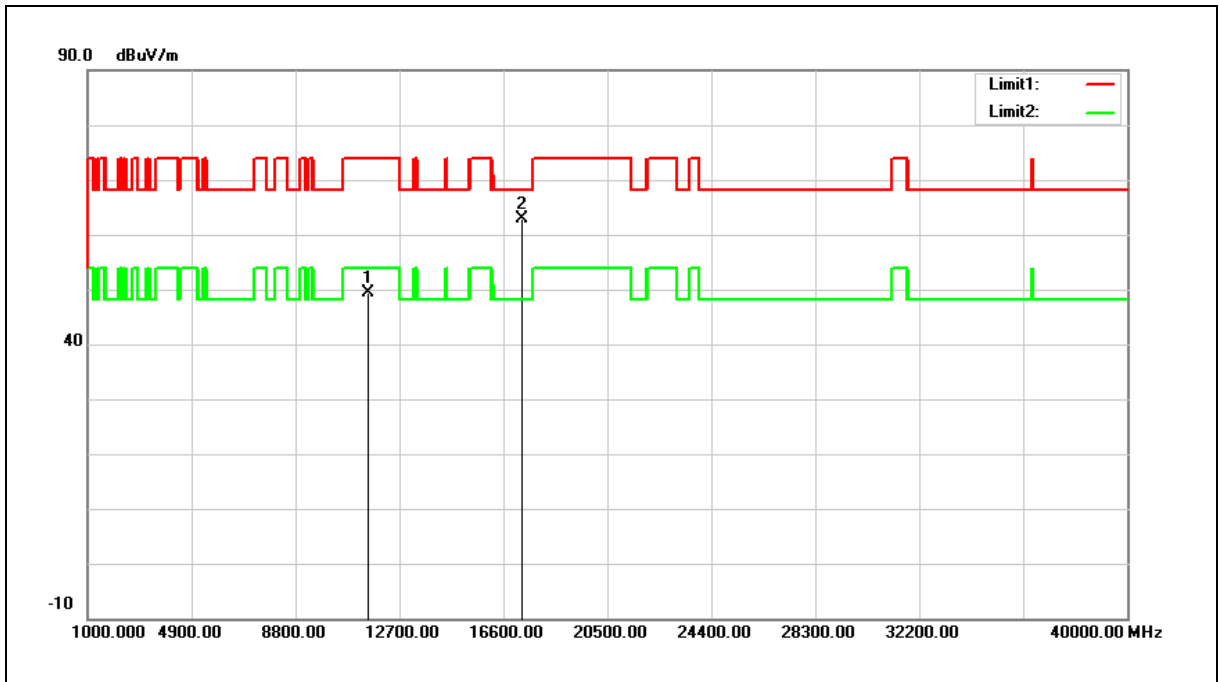
No.	Frequency (MHz)	Reading (dBuV)	Correct Factor (dB/m)	Result (dBuV/m)	Limit (dBuV/m)	Margin (dB)	Remark
1	11550.000	36.03	15.29	51.32	74.00	-22.68	peak
2	17325.000	35.72	22.24	57.96	68.20	-10.24	peak

Note:1.Result (dBuV/m) = Correct Factor (dB/m) + Reading(dBuV).

2.Correction factor (dB/m) = Antenna Factor (dB/m) + Cable loss (dB) – Pre-Amplifier gain (dB).

3.When the peak results are less than average limit, so not need to evaluate the average.

Standard:	FCC Part 15.407	Test Distance:	3 m
Test item:	Harmonic		
Frequency:	5775 MHz		
Mode:	802.11ax HE80		
Ant.Polar.:	Vertical		



No.	Frequency (MHz)	Reading (dBuV)	Correct Factor (dB/m)	Result (dBuV/m)	Limit (dBuV/m)	Margin (dB)	Remark
1	11550.000	34.19	15.29	49.48	74.00	-24.52	peak
2	17325.000	40.54	22.24	62.78	68.20	-5.42	peak

Note:1.Result (dBuV/m) = Correct Factor (dB/m) + Reading(dBuV).

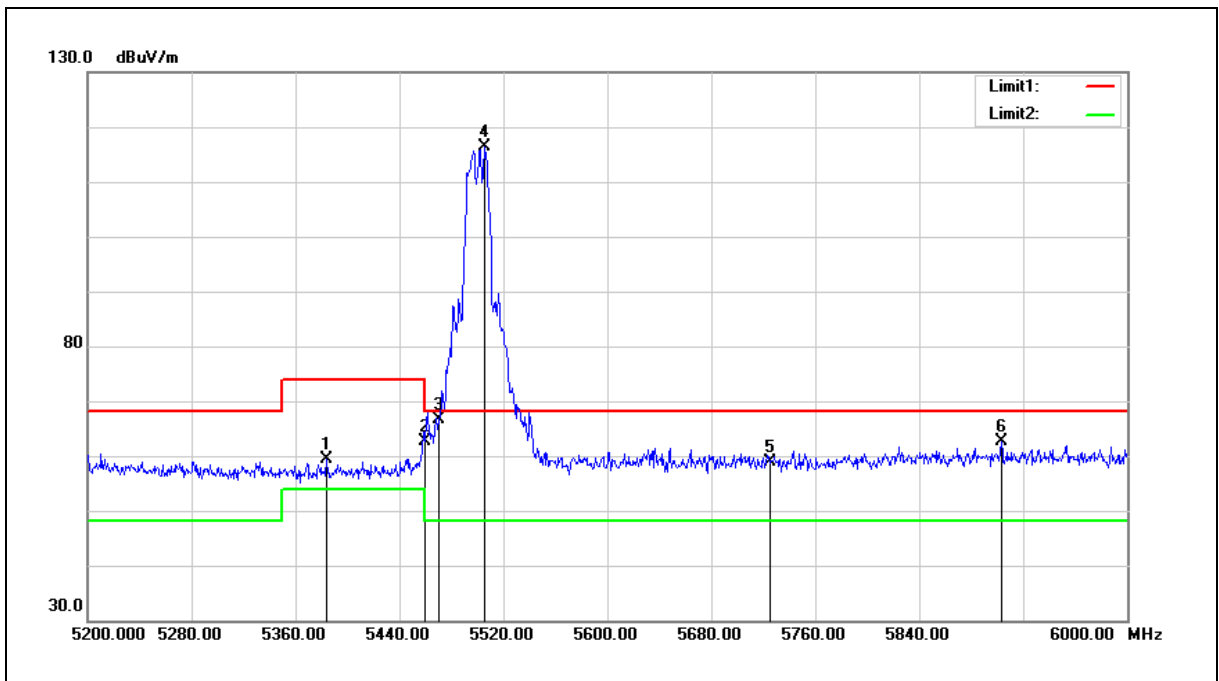
2.Correction factor (dB/m) = Antenna Factor (dB/m) + Cable loss (dB) – Pre-Amplifier gain (dB).

3.When the peak results are less than average limit, so not need to evaluate the average.

Band Edge

Peak

Standard:	FCC Part 15.407	Test Distance:	3 m
Test item:	Band edge		
Frequency:	5500 MHz		
Mode:	802.11a		
Ant.Polar.:	Horizontal		



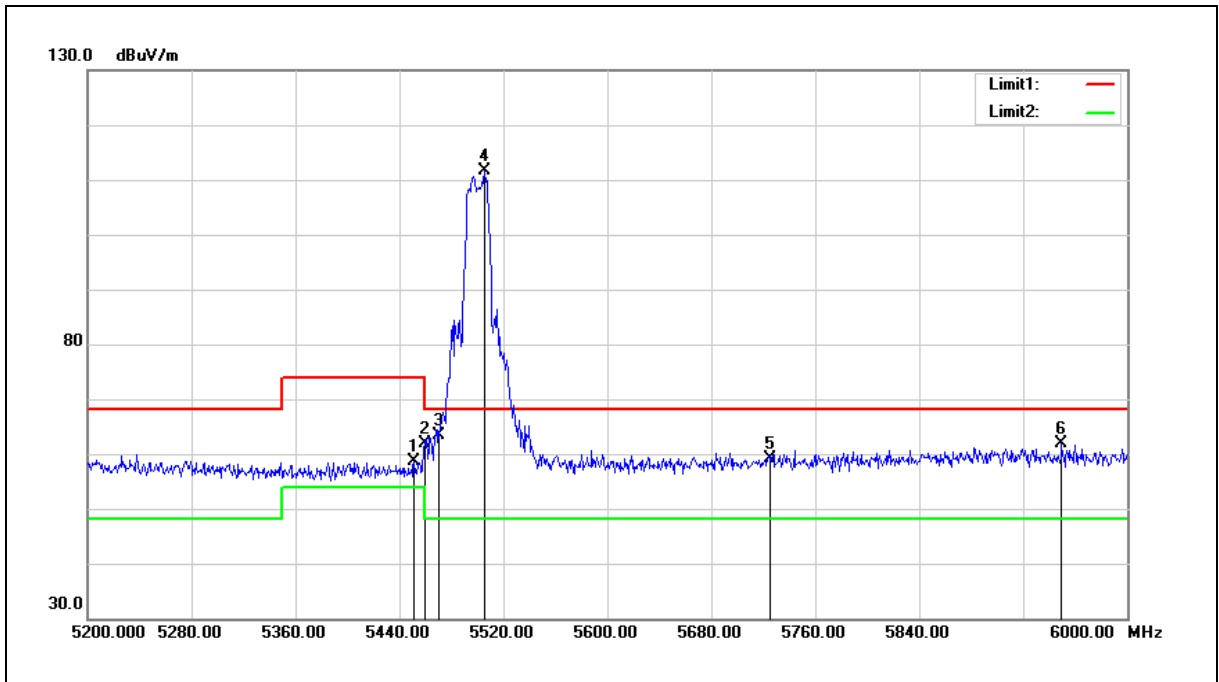
No.	Frequency (MHz)	Reading (dBuV)	Correct Factor (dB/m)	Result (dBuV/m)	Limit (dBuV/m)	Margin (dB)	Remark
1	5384.000	59.03	0.36	59.39	74.00	-14.61	peak
2	5460.000	62.00	0.51	62.51	74.00	-11.49	peak
3	5470.000	66.22	0.52	66.74	68.20	-1.46	peak
4	5505.600	115.78	0.59	116.37	68.20	48.17	peak
5	5725.000	57.66	1.18	58.84	68.20	-9.36	peak
6	5903.200	61.09	1.66	62.75	68.20	-5.45	peak

Note:1.Result (dBuV/m) = Correct Factor (dB/m) + Reading(dBuV).

2.Correction factor (dB/m) = Antenna Factor (dB/m) + Cable loss (dB) – Pre-Amplifier gain (dB).

3.When the peak results are less than average limit, so not need to evaluate the average.

Standard:	FCC Part 15.407	Test Distance:	3 m
Test item:	Band edge		
Frequency:	5500 MHz		
Mode:	802.11a		
Ant.Polar.:	Vertical		



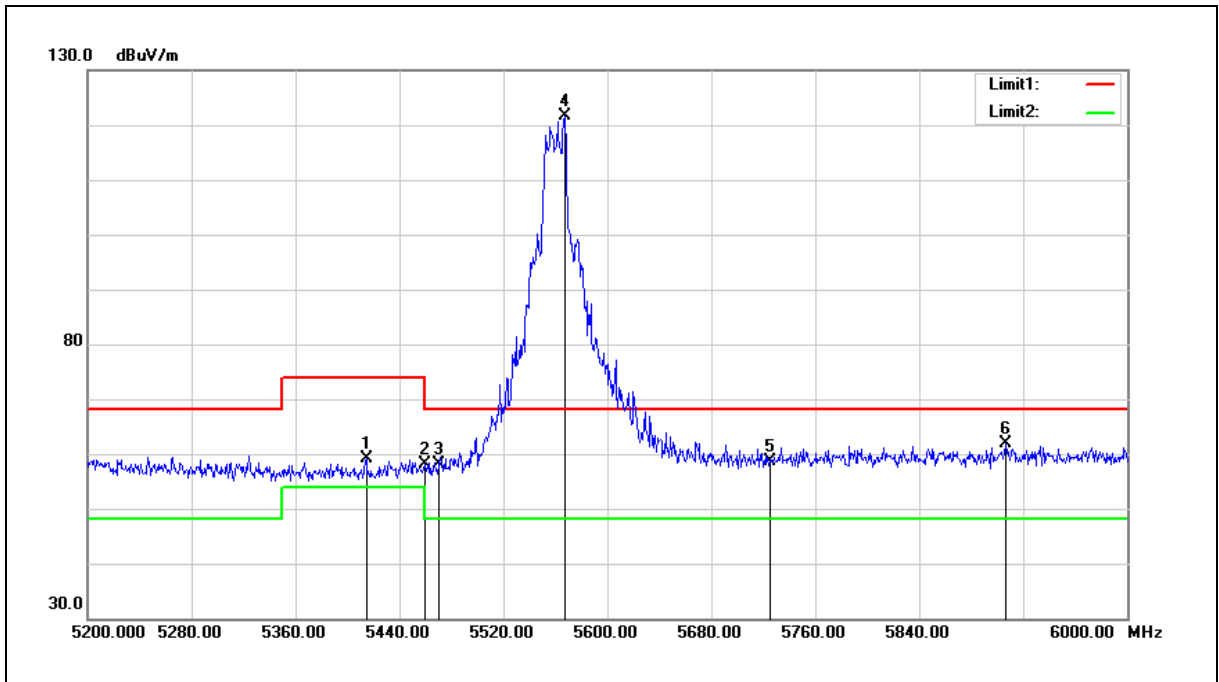
No.	Frequency (MHz)	Reading (dBuV)	Correct Factor (dB/m)	Result (dBuV/m)	Limit (dBuV/m)	Margin (dB)	Remark
1	5451.200	58.10	0.48	58.58	74.00	-15.42	peak
2	5460.000	61.26	0.51	61.77	74.00	-12.23	peak
3	5470.000	62.74	0.52	63.26	68.20	-4.94	peak
4	5505.600	111.12	0.59	111.71	68.20	43.51	peak
5	5725.000	57.95	1.18	59.13	68.20	-9.07	peak
6	5949.600	60.09	1.78	61.87	68.20	-6.33	peak

Note: 1. Result (dBuV/m) = Correct Factor (dB/m) + Reading (dBuV).

2. Correction factor (dB/m) = Antenna Factor (dB/m) + Cable loss (dB) – Pre-Amplifier gain (dB).

3. When the peak results are less than average limit, so not need to evaluate the average.

Standard:	FCC Part 15.407	Test Distance:	3 m
Test item:	Band edge		
Frequency:	5560 MHz		
Mode:	802.11a		
Ant.Polar.:	Horizontal		



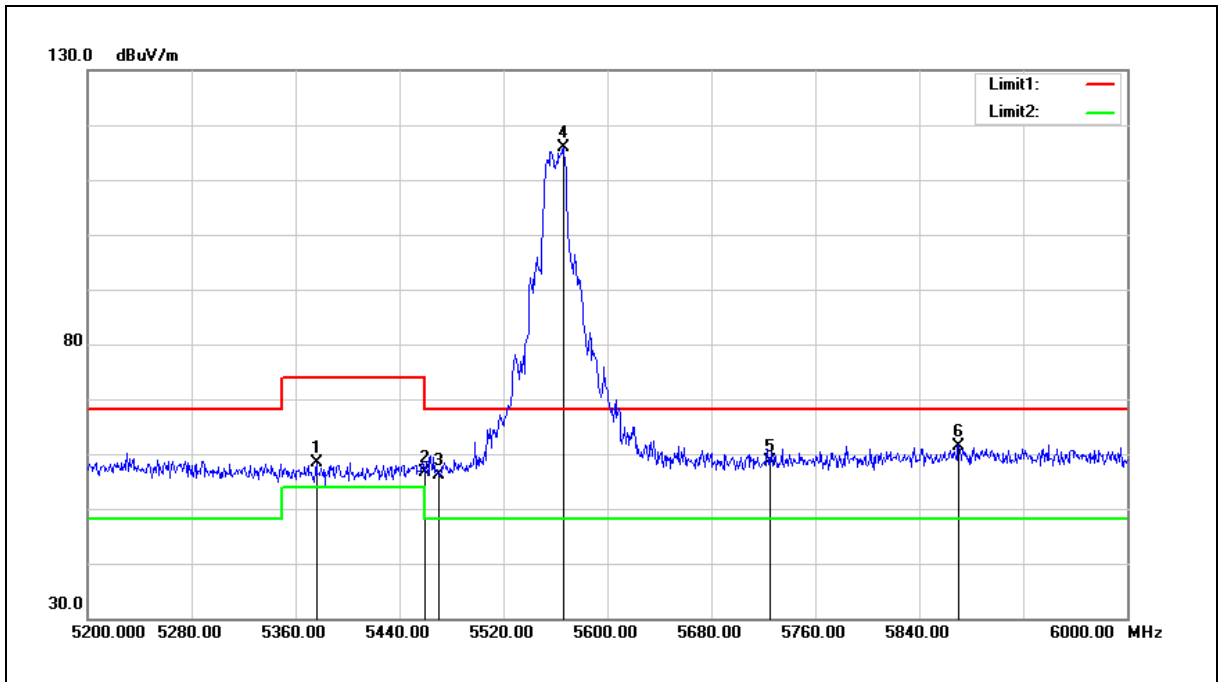
No.	Frequency (MHz)	Reading (dBuV)	Correct Factor (dB/m)	Result (dBuV/m)	Limit (dBuV/m)	Margin (dB)	Remark
1	5414.400	58.75	0.41	59.16	74.00	-14.84	peak
2	5460.000	57.56	0.51	58.07	74.00	-15.93	peak
3	5470.000	57.69	0.52	58.21	68.20	-9.99	peak
4	5567.200	120.86	0.75	121.61	68.20	53.41	peak
5	5725.000	57.55	1.18	58.73	68.20	-9.47	peak
6	5906.400	60.14	1.67	61.81	68.20	-6.39	peak

Note:1.Result (dBuV/m) = Correct Factor (dB/m) + Reading(dBuV).

2.Correction factor (dB/m) = Antenna Factor (dB/m) + Cable loss (dB) – Pre-Amplifier gain (dB).

3.When the peak results are less than average limit, so not need to evaluate the average.

Standard:	FCC Part 15.407	Test Distance:	3 m
Test item:	Band edge		
Frequency:	5560 MHz		
Mode:	802.11a		
Ant.Polar.:	Vertical		



No.	Frequency (MHz)	Reading (dBuV)	Correct Factor (dB/m)	Result (dBuV/m)	Limit (dBuV/m)	Margin (dB)	Remark
1	5376.000	58.04	0.34	58.38	74.00	-15.62	peak
2	5460.000	56.22	0.51	56.73	74.00	-17.27	peak
3	5470.000	55.69	0.52	56.21	68.20	-11.99	peak
4	5566.400	115.11	0.75	115.86	68.20	47.66	peak
5	5725.000	57.55	1.18	58.73	68.20	-9.47	peak
6	5870.400	59.93	1.57	61.50	68.20	-6.70	peak

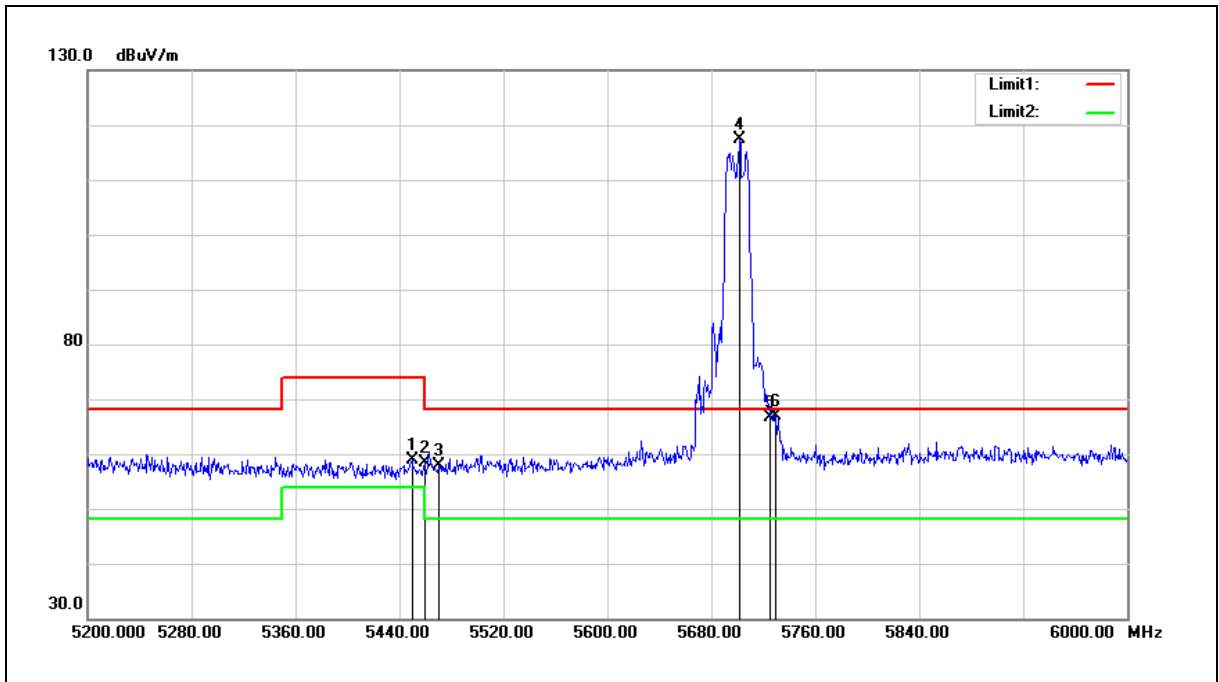
Note: 1. Result (dBuV/m) = Correct Factor (dB/m) + Reading (dBuV).

2. Correction factor (dB/m) = Antenna Factor (dB/m) + Cable loss (dB) – Pre-Amplifier gain (dB).

3. When the peak results are less than average limit, so not need to evaluate the average.



Standard:	FCC Part 15.407	Test Distance:	3 m
Test item:	Band edge		
Frequency:	5700 MHz		
Mode:	802.11a		
Ant.Polar.:	Horizontal		



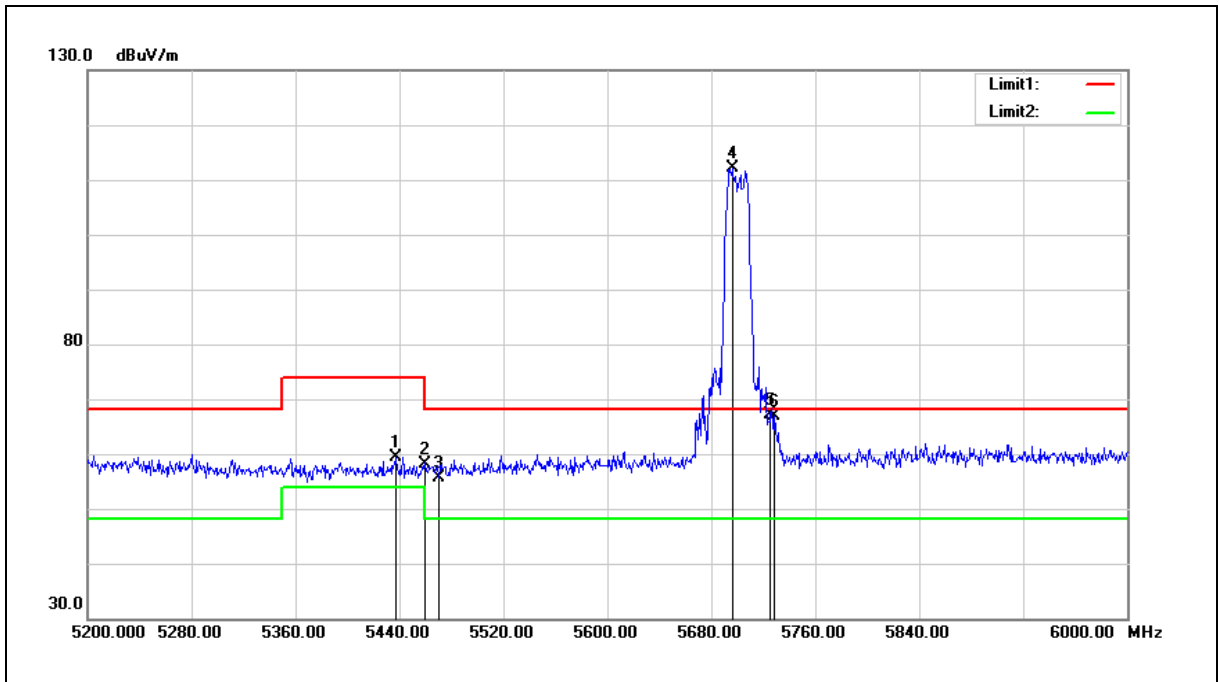
No.	Frequency (MHz)	Reading (dBuV)	Correct Factor (dB/m)	Result (dBuV/m)	Limit (dBuV/m)	Margin (dB)	Remark
1	5449.600	58.48	0.48	58.96	74.00	-15.04	peak
2	5460.000	57.87	0.51	58.38	74.00	-15.62	peak
3	5470.000	57.39	0.52	57.91	68.20	-10.29	peak
4	5701.600	116.29	1.11	117.40	68.20	49.20	peak
5	5725.000	65.43	1.18	66.61	68.20	-1.59	peak
6	5729.600	65.60	1.19	66.79	68.20	-1.41	peak

Note:1.Result (dBuV/m) = Correct Factor (dB/m) + Reading(dBuV).

2.Correction factor (dB/m) = Antenna Factor (dB/m) + Cable loss (dB) – Pre-Amplifier gain (dB).

3.When the peak results are less than average limit, so not need to evaluate the average.

Standard:	FCC Part 15.407	Test Distance:	3 m
Test item:	Band edge		
Frequency:	5700 MHz		
Mode:	802.11a		
Ant.Polar.:	Vertical		



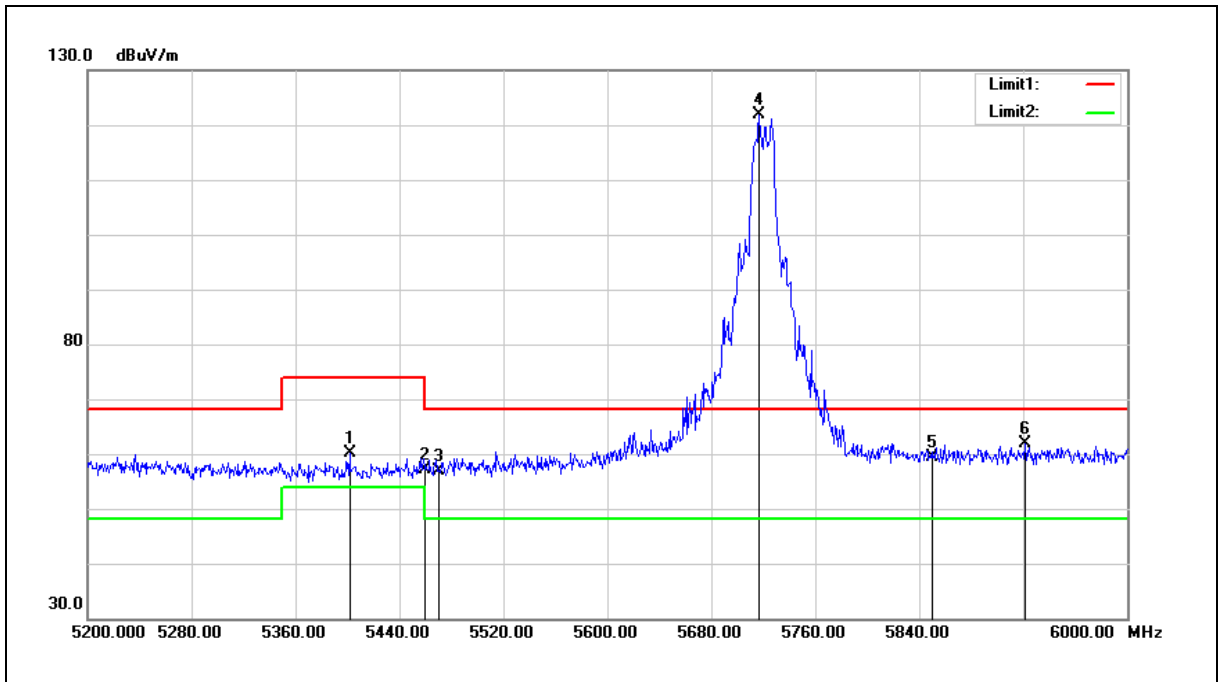
No.	Frequency (MHz)	Reading (dBuV)	Correct Factor (dB/m)	Result (dBuV/m)	Limit (dBuV/m)	Margin (dB)	Remark
1	5436.800	58.91	0.46	59.37	74.00	-14.63	peak
2	5460.000	57.63	0.51	58.14	74.00	-15.86	peak
3	5470.000	55.20	0.52	55.72	68.20	-12.48	peak
4	5696.000	110.93	1.11	112.04	68.20	43.84	peak
5	5725.000	65.97	1.18	67.15	68.20	-1.05	peak
6	5728.800	65.70	1.18	66.88	68.20	-1.32	peak

Note:1.Result (dBuV/m) = Correct Factor (dB/m) + Reading(dBuV).

2.Correction factor (dB/m) = Antenna Factor (dB/m) + Cable loss (dB) – Pre-Amplifier gain (dB).

3.When the peak results are less than average limit, so not need to evaluate the average.

Standard:	FCC Part 15.407	Test Distance:	3 m
Test item:	Band edge		
Frequency:	5720 MHz		
Mode:	802.11a		
Ant.Polar.:	Horizontal		



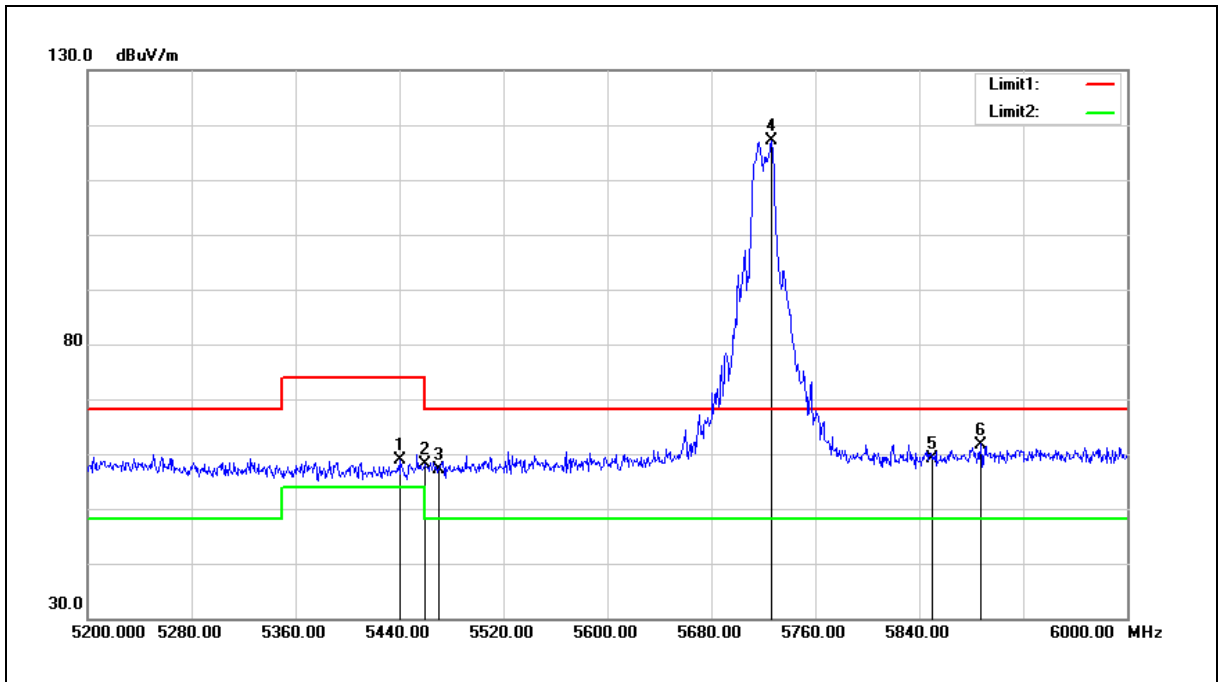
No.	Frequency (MHz)	Reading (dBuV)	Correct Factor (dB/m)	Result (dBuV/m)	Limit (dBuV/m)	Margin (dB)	Remark
1	5401.600	59.81	0.39	60.20	74.00	-13.80	peak
2	5460.000	56.59	0.51	57.10	74.00	-16.90	peak
3	5470.000	56.36	0.52	56.88	68.20	-11.32	peak
4	5716.800	120.69	1.15	121.84	68.20	53.64	peak
5	5850.000	57.75	1.52	59.27	68.20	-8.93	peak
6	5921.600	60.27	1.71	61.98	68.20	-6.22	peak

Note:1.Result (dBuV/m) = Correct Factor (dB/m) + Reading(dBuV).

2.Correction factor (dB/m) = Antenna Factor (dB/m) + Cable loss (dB) – Pre-Amplifier gain (dB).

3.When the peak results are less than average limit, so not need to evaluate the average.

Standard:	FCC Part 15.407	Test Distance:	3 m
Test item:	Band edge		
Frequency:	5720 MHz		
Mode:	802.11a		
Ant.Polar.:	Vertical		



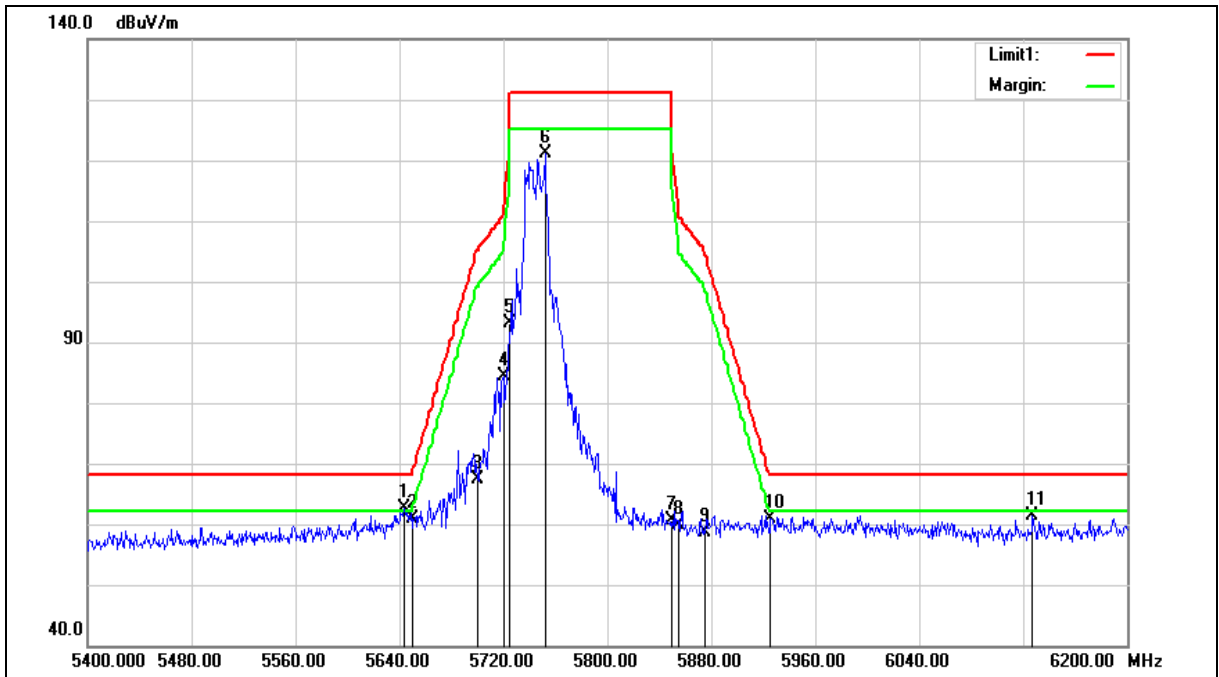
No.	Frequency (MHz)	Reading (dBuV)	Correct Factor (dB/m)	Result (dBuV/m)	Limit (dBuV/m)	Margin (dB)	Remark
1	5440.800	58.34	0.46	58.80	74.00	-15.20	peak
2	5460.000	57.51	0.51	58.02	74.00	-15.98	peak
3	5470.000	56.54	0.52	57.06	68.20	-11.14	peak
4	5726.400	115.84	1.18	117.02	68.20	48.82	peak
5	5850.000	57.51	1.52	59.03	68.20	-9.17	peak
6	5887.200	60.14	1.61	61.75	68.20	-6.45	peak

Note: 1. Result (dBuV/m) = Correct Factor (dB/m) + Reading (dBuV).

2. Correction factor (dB/m) = Antenna Factor (dB/m) + Cable loss (dB) – Pre-Amplifier gain (dB).

3. When the peak results are less than average limit, so not need to evaluate the average.

Standard:	FCC Part 15.407	Test Distance:	3 m
Test item:	Band edge		
Frequency:	5745 MHz		
Mode:	802.11a		
Ant.Polar.:	Horizontal		



Standard:	FCC Part 15.407	Test Distance:	3 m
Test item:	Band edge		
Frequency:	5745 MHz		
Mode:	802.11a		
Ant.Polar.:	Horizontal		

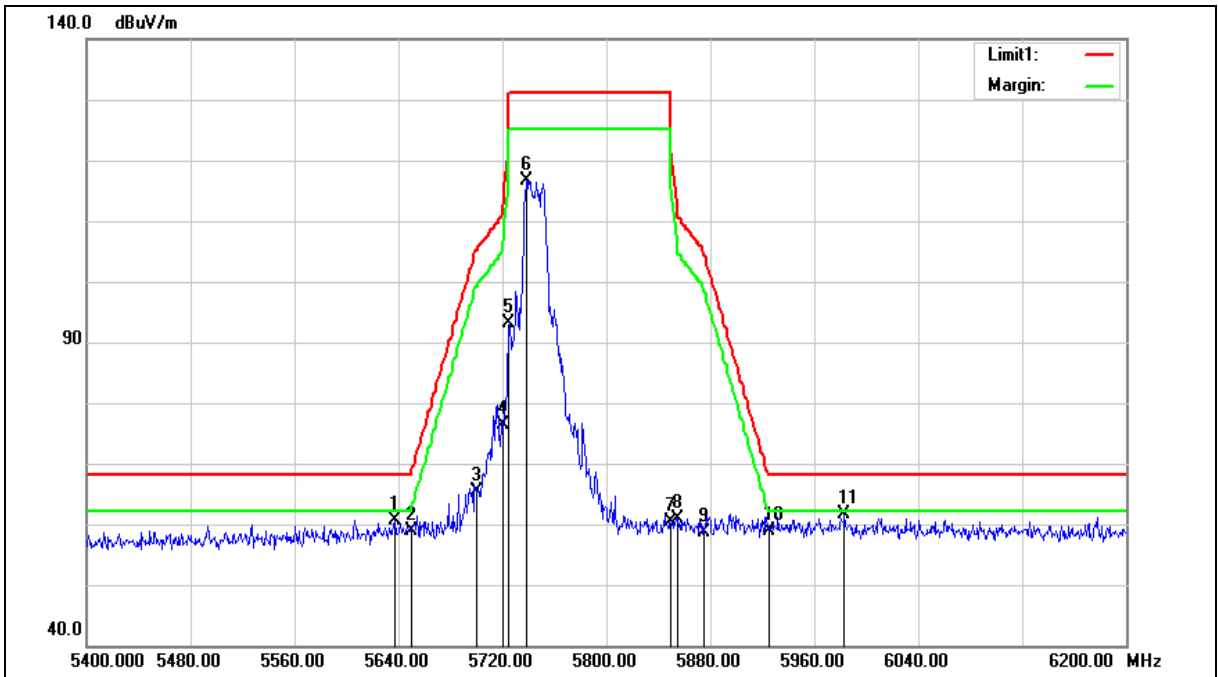
No.	Frequency (MHz)	Reading (dBuV)	Correct Factor (dB/m)	Result (dBuV/m)	Limit (dBuV/m)	Margin (dB)	Remark
1	5644.000	61.76	0.96	62.72	68.20	-5.48	peak
2	5650.000	59.97	0.97	60.94	68.20	-7.26	peak
3	5700.000	66.38	1.11	67.49	105.20	-37.71	peak
4	5720.000	83.18	1.17	84.35	110.80	-26.45	peak
5	5725.000	92.05	1.18	93.23	122.20	-28.97	peak
6	5752.000	119.81	1.25	121.06	131.20	-10.14	peak
7	5850.000	59.13	1.52	60.65	122.20	-61.55	peak
8	5855.000	58.44	1.53	59.97	110.80	-50.83	peak
9	5875.000	57.11	1.59	58.70	105.20	-46.50	peak
10	5925.000	59.23	1.72	60.95	68.20	-7.25	peak
11	6127.200	59.02	2.41	61.43	68.20	-6.77	peak

Note:1.Result (dBuV/m) = Correct Factor (dB/m) + Reading(dBuV).

2.Correction factor (dB/m) = Antenna Factor (dB/m) + Cable loss (dB) – Pre-Amplifier gain (dB).

3.When the peak results are less than average limit, so not need to evaluate the average.

Standard:	FCC Part 15.407	Test Distance:	3 m
Test item:	Band edge		
Frequency:	5745 MHz		
Mode:	802.11a		
Ant.Polar.:	Vertical		



Standard:	FCC Part 15.407	Test Distance:	3 m
Test item:	Band edge		
Frequency:	5745 MHz		
Mode:	802.11a		
Ant.Polar.:	Vertical		

No.	Frequency (MHz)	Reading (dBuV)	Correct Factor (dB/m)	Result (dBuV/m)	Limit (dBuV/m)	Margin (dB)	Remark
1	5637.600	59.65	0.95	60.60	68.20	-7.60	peak
2	5650.000	57.79	0.97	58.76	68.20	-9.44	peak
3	5700.000	64.24	1.11	65.35	105.20	-39.85	peak
4	5720.000	75.29	1.17	76.46	110.80	-34.34	peak
5	5725.000	91.91	1.18	93.09	122.20	-29.11	peak
6	5738.400	115.35	1.22	116.57	131.20	-14.63	peak
7	5850.000	58.92	1.52	60.44	122.20	-61.76	peak
8	5855.000	59.32	1.53	60.85	110.80	-49.95	peak
9	5875.000	57.03	1.59	58.62	105.20	-46.58	peak
10	5925.000	57.22	1.72	58.94	68.20	-9.26	peak
11	5983.200	59.65	1.88	61.53	68.20	-6.67	peak

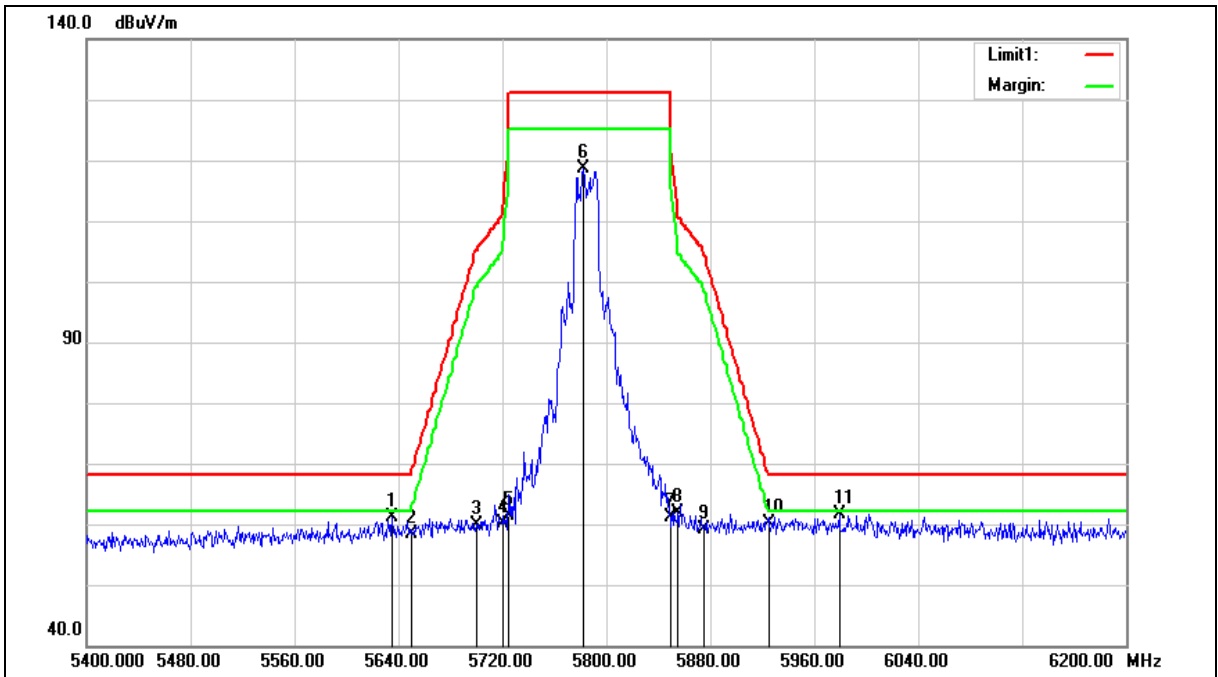
Note:1.Result (dBuV/m) = Correct Factor (dB/m) + Reading(dBuV).

2.Correction factor (dB/m) = Antenna Factor (dB/m) + Cable loss (dB) – Pre-Amplifier gain (dB).

3.When the peak results are less than average limit, so not need to evaluate the average.



Standard:	FCC Part 15.407	Test Distance:	3 m
Test item:	Band edge		
Frequency:	5785 MHz		
Mode:	802.11a		
Ant.Polar.:	Horizontal		



Standard:	FCC Part 15.407	Test Distance:	3 m
Test item:	Band edge		
Frequency:	5785 MHz		
Mode:	802.11a		
Ant.Polar.:	Horizontal		

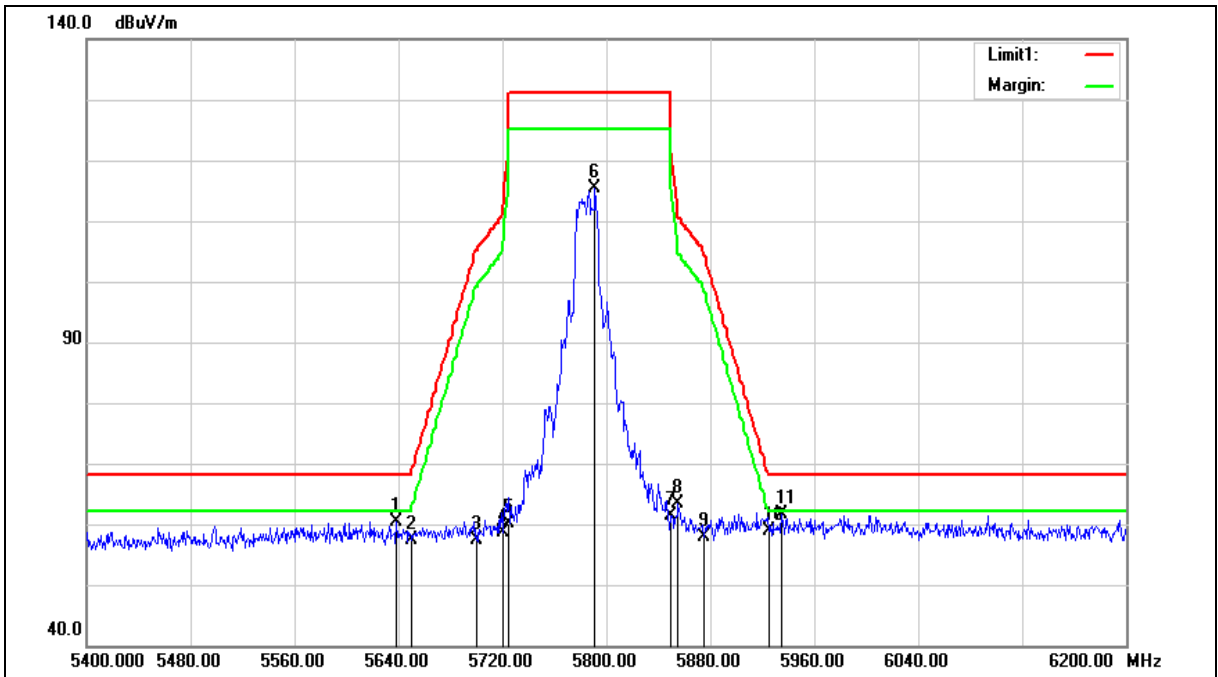
No.	Frequency (MHz)	Reading (dBuV)	Correct Factor (dB/m)	Result (dBuV/m)	Limit (dBuV/m)	Margin (dB)	Remark
1	5635.200	60.18	0.93	61.11	68.20	-7.09	peak
2	5650.000	57.48	0.97	58.45	68.20	-9.75	peak
3	5700.000	58.66	1.11	59.77	105.20	-45.43	peak
4	5720.000	58.98	1.17	60.15	110.80	-50.65	peak
5	5725.000	60.32	1.18	61.50	122.20	-60.70	peak
6	5782.400	117.32	1.33	118.65	131.20	-12.55	peak
7	5850.000	59.63	1.52	61.15	122.20	-61.05	peak
8	5855.000	60.47	1.53	62.00	110.80	-48.80	peak
9	5875.000	57.54	1.59	59.13	105.20	-46.07	peak
10	5925.000	58.36	1.72	60.08	68.20	-8.12	peak
11	5979.200	59.81	1.86	61.67	68.20	-6.53	peak

Note:1.Result (dBuV/m) = Correct Factor (dB/m) + Reading(dBuV).

2.Correction factor (dB/m) = Antenna Factor (dB/m) + Cable loss (dB) – Pre-Amplifier gain (dB).

3.When the peak results are less than average limit, so not need to evaluate the average.

Standard:	FCC Part 15.407	Test Distance:	3 m
Test item:	Band edge		
Frequency:	5785 MHz		
Mode:	802.11a		
Ant.Polar.:	Vertical		



Standard:	FCC Part 15.407	Test Distance:	3 m
Test item:	Band edge		
Frequency:	5785 MHz		
Mode:	802.11a		
Ant.Polar.:	Vertical		

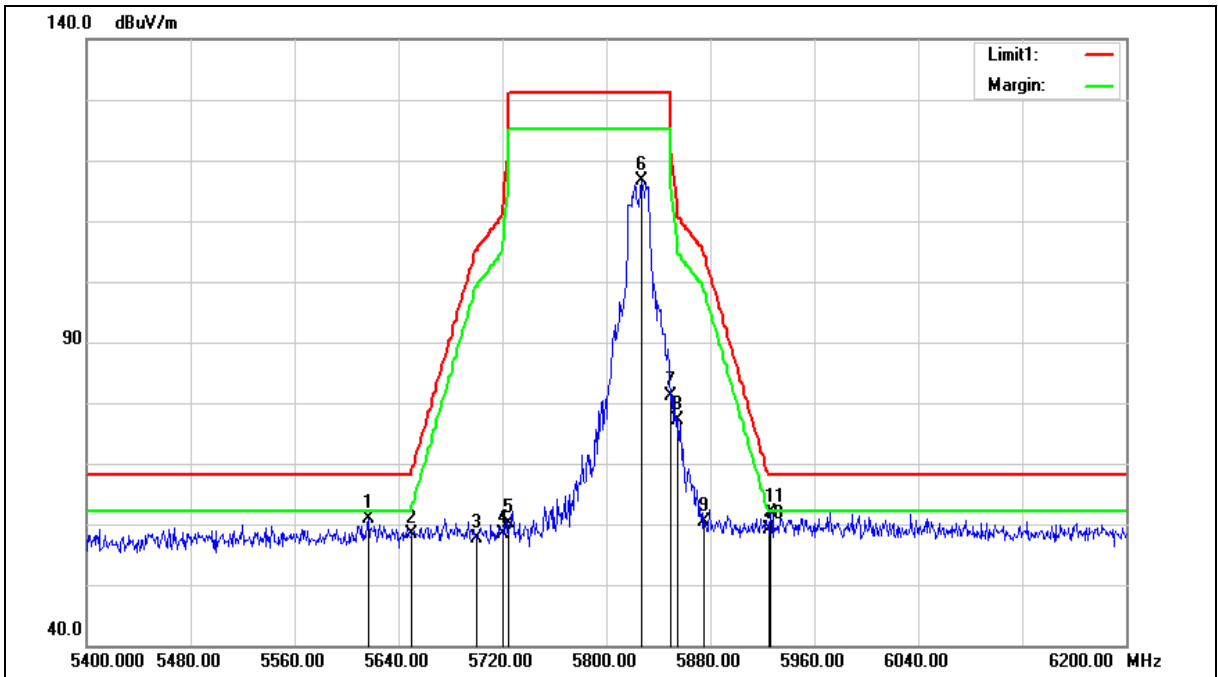
No.	Frequency (MHz)	Reading (dBuV)	Correct Factor (dB/m)	Result (dBuV/m)	Limit (dBuV/m)	Margin (dB)	Remark
1	5638.400	59.51	0.96	60.47	68.20	-7.73	peak
2	5650.000	56.38	0.97	57.35	68.20	-10.85	peak
3	5700.000	56.32	1.11	57.43	105.20	-47.77	peak
4	5720.000	57.55	1.17	58.72	110.80	-52.08	peak
5	5725.000	58.86	1.18	60.04	122.20	-62.16	peak
6	5791.200	114.02	1.36	115.38	131.20	-15.82	peak
7	5850.000	59.95	1.52	61.47	122.20	-60.73	peak
8	5855.000	61.89	1.53	63.42	110.80	-47.38	peak
9	5875.000	56.17	1.59	57.76	105.20	-47.44	peak
10	5925.000	57.06	1.72	58.78	68.20	-9.42	peak
11	5934.400	59.77	1.74	61.51	68.20	-6.69	peak

Note:1.Result (dBuV/m) = Correct Factor (dB/m) + Reading(dBuV).

2.Correction factor (dB/m) = Antenna Factor (dB/m) + Cable loss (dB) – Pre-Amplifier gain (dB).

3.When the peak results are less than average limit, so not need to evaluate the average.

Standard:	FCC Part 15.407	Test Distance:	3 m
Test item:	Band edge		
Frequency:	5825 MHz		
Mode:	802.11a		
Ant.Polar.:	Horizontal		



Standard:	FCC Part 15.407	Test Distance:	3 m
Test item:	Band edge		
Frequency:	5825 MHz		
Mode:	802.11a		
Ant.Polar.:	Horizontal		

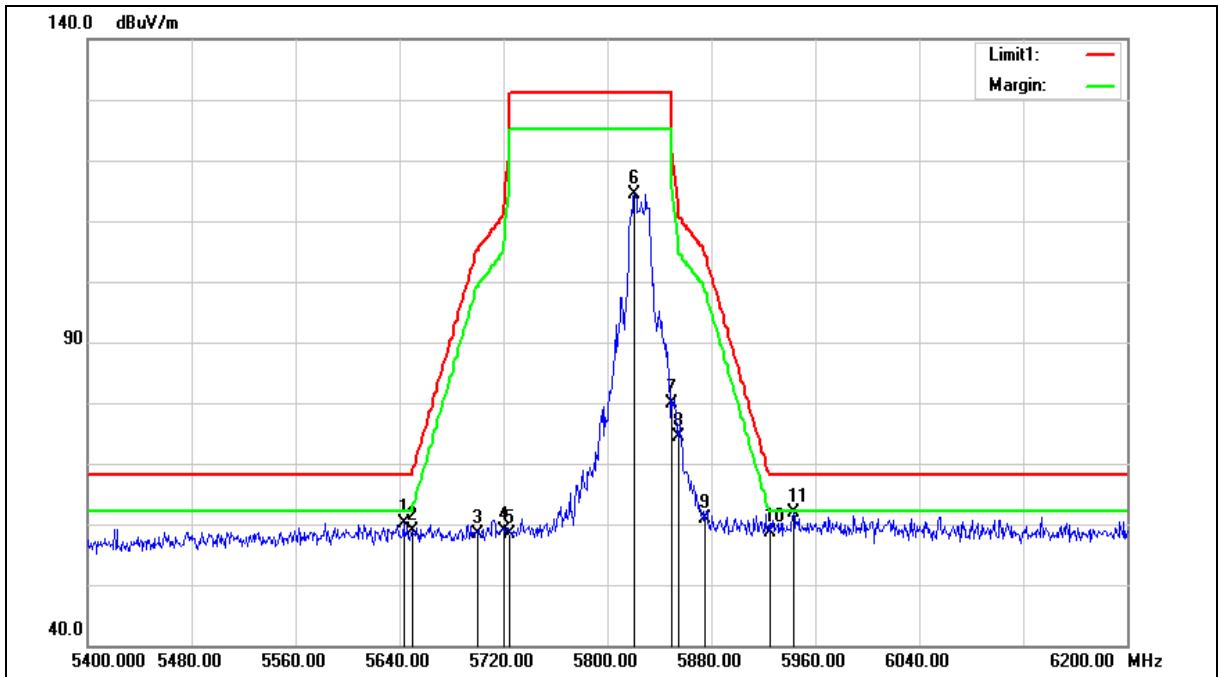
No.	Frequency (MHz)	Reading (dBuV)	Correct Factor (dB/m)	Result (dBuV/m)	Limit (dBuV/m)	Margin (dB)	Remark
1	5616.800	59.91	0.89	60.80	68.20	-7.40	peak
2	5650.000	57.42	0.97	58.39	68.20	-9.81	peak
3	5700.000	56.40	1.11	57.51	105.20	-47.69	peak
4	5720.000	57.24	1.17	58.41	110.80	-52.39	peak
5	5725.000	59.04	1.18	60.22	122.20	-61.98	peak
6	5827.200	115.10	1.45	116.55	131.20	-14.65	peak
7	5850.000	79.52	1.52	81.04	122.20	-41.16	peak
8	5855.000	75.61	1.53	77.14	110.80	-33.66	peak
9	5875.000	58.72	1.59	60.31	105.20	-44.89	peak
10	5925.000	57.53	1.72	59.25	68.20	-8.95	peak
11	5926.400	60.10	1.72	61.82	68.20	-6.38	peak

Note:1.Result (dBuV/m) = Correct Factor (dB/m) + Reading(dBuV).

2.Correction factor (dB/m) = Antenna Factor (dB/m) + Cable loss (dB) – Pre-Amplifier gain (dB).

3.When the peak results are less than average limit, so not need to evaluate the average.

Standard:	FCC Part 15.407	Test Distance:	3 m
Test item:	Band edge		
Frequency:	5825 MHz		
Mode:	802.11a		
Ant.Polar.:	Vertical		



Standard:	FCC Part 15.407	Test Distance:	3 m
Test item:	Band edge		
Frequency:	5825 MHz		
Mode:	802.11a		
Ant.Polar.:	Vertical		

No.	Frequency (MHz)	Reading (dBuV)	Correct Factor (dB/m)	Result (dBuV/m)	Limit (dBuV/m)	Margin (dB)	Remark
1	5643.200	59.17	0.96	60.13	68.20	-8.07	peak
2	5650.000	58.00	0.97	58.97	68.20	-9.23	peak
3	5700.000	57.20	1.11	58.31	105.20	-46.89	peak
4	5720.000	57.71	1.17	58.88	110.80	-51.92	peak
5	5725.000	57.18	1.18	58.36	122.20	-63.84	peak
6	5820.800	112.93	1.43	114.36	131.20	-16.84	peak
7	5850.000	78.41	1.52	79.93	122.20	-42.27	peak
8	5855.000	72.96	1.53	74.49	110.80	-36.31	peak
9	5875.000	59.19	1.59	60.78	105.20	-44.42	peak
10	5925.000	57.00	1.72	58.72	68.20	-9.48	peak
11	5943.200	60.19	1.77	61.96	68.20	-6.24	peak

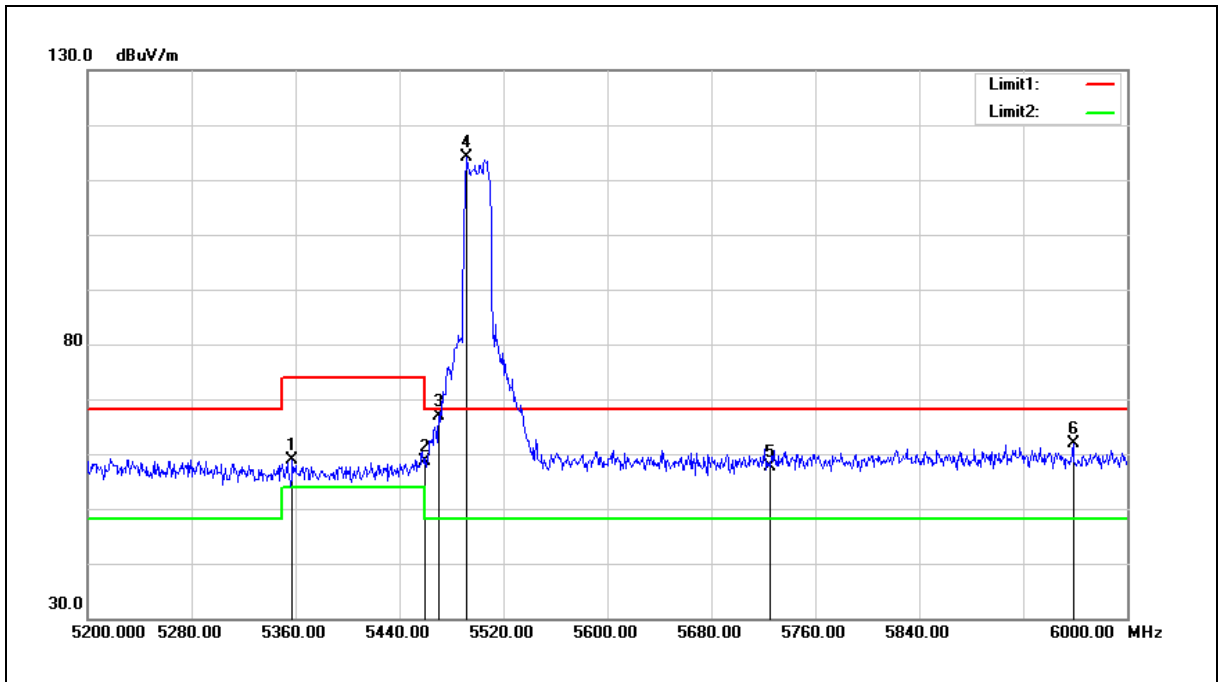
Note:1.Result (dBuV/m) = Correct Factor (dB/m) + Reading(dBuV).

2.Correction factor (dB/m) = Antenna Factor (dB/m) + Cable loss (dB) – Pre-Amplifier gain (dB).

3.When the peak results are less than average limit, so not need to evaluate the average.



Standard:	FCC Part 15.407	Test Distance:	3 m
Test item:	Band edge		
Frequency:	5500 MHz		
Mode:	802.11ax HE20		
Ant.Polar.:	Horizontal		



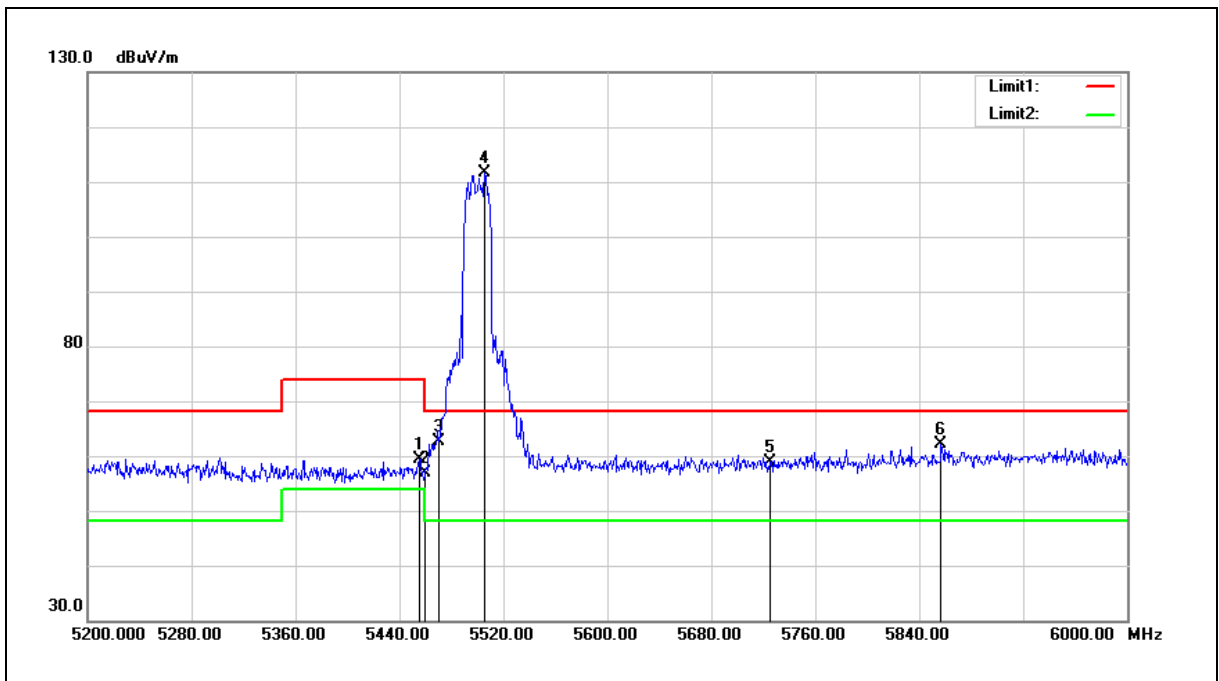
No.	Frequency (MHz)	Reading (dBuV)	Correct Factor (dB/m)	Result (dBuV/m)	Limit (dBuV/m)	Margin (dB)	Remark
1	5357.600	58.48	0.31	58.79	74.00	-15.21	peak
2	5460.000	58.08	0.51	58.59	74.00	-15.41	peak
3	5470.000	66.26	0.52	66.78	68.20	-1.42	peak
4	5491.200	113.46	0.56	114.02	68.20	45.82	peak
5	5725.000	56.45	1.18	57.63	68.20	-10.57	peak
6	5958.400	60.14	1.81	61.95	68.20	-6.25	peak

Note: 1. Result (dBuV/m) = Correct Factor (dB/m) + Reading (dBuV).

2. Correction factor (dB/m) = Antenna Factor (dB/m) + Cable loss (dB) – Pre-Amplifier gain (dB).

3. When the peak results are less than average limit, so not need to evaluate the average.

Standard:	FCC Part 15.407	Test Distance:	3 m
Test item:	Band edge		
Frequency:	5500 MHz		
Mode:	802.11ax HE20		
Ant.Polar.:	Vertical		



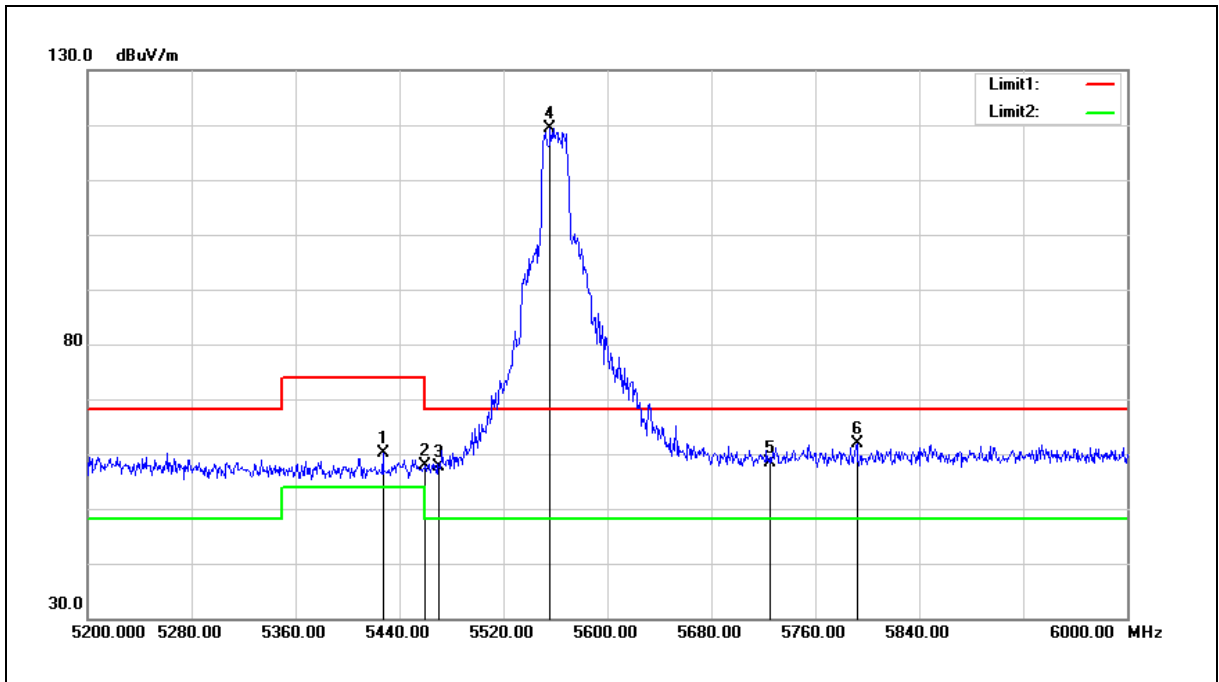
No.	Frequency (MHz)	Reading (dBuV)	Correct Factor (dB/m)	Result (dBuV/m)	Limit (dBuV/m)	Margin (dB)	Remark
1	5455.200	58.85	0.48	59.33	74.00	-14.67	peak
2	5460.000	56.36	0.51	56.87	74.00	-17.13	peak
3	5470.000	62.19	0.52	62.71	68.20	-5.49	peak
4	5505.600	110.96	0.59	111.55	68.20	43.35	peak
5	5725.000	57.74	1.18	58.92	68.20	-9.28	peak
6	5856.800	60.47	1.54	62.01	68.20	-6.19	peak

Note: 1. Result (dBuV/m) = Correct Factor (dB/m) + Reading (dBuV).

2. Correction factor (dB/m) = Antenna Factor (dB/m) + Cable loss (dB) – Pre-Amplifier gain (dB).

3. When the peak results are less than average limit, so not need to evaluate the average.

Standard:	FCC Part 15.407	Test Distance:	3 m
Test item:	Band edge		
Frequency:	5560 MHz		
Mode:	802.11ax HE20		
Ant.Polar.:	Horizontal		



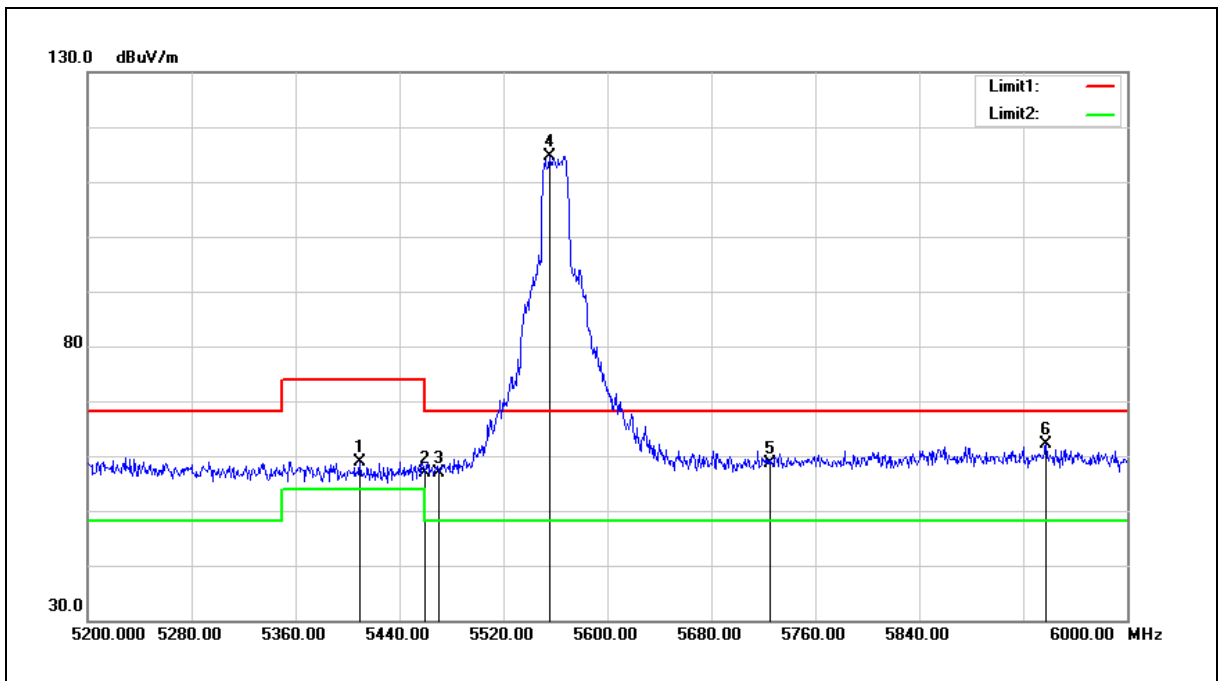
No.	Frequency (MHz)	Reading (dBuV)	Correct Factor (dB/m)	Result (dBuV/m)	Limit (dBuV/m)	Margin (dB)	Remark
1	5427.200	59.66	0.44	60.10	74.00	-13.90	peak
2	5460.000	57.47	0.51	57.98	74.00	-16.02	peak
3	5470.000	57.14	0.52	57.66	68.20	-10.54	peak
4	5556.000	118.64	0.73	119.37	68.20	51.17	peak
5	5725.000	57.16	1.18	58.34	68.20	-9.86	peak
6	5792.000	60.40	1.36	61.76	68.20	-6.44	peak

Note:1.Result (dBuV/m) = Correct Factor (dB/m) + Reading(dBuV).

2.Correction factor (dB/m) = Antenna Factor (dB/m) + Cable loss (dB) – Pre-Amplifier gain (dB).

3.When the peak results are less than average limit, so not need to evaluate the average.

Standard:	FCC Part 15.407	Test Distance:	3 m
Test item:	Band edge		
Frequency:	5560 MHz		
Mode:	802.11ax HE20		
Ant.Polar.:	Vertical		



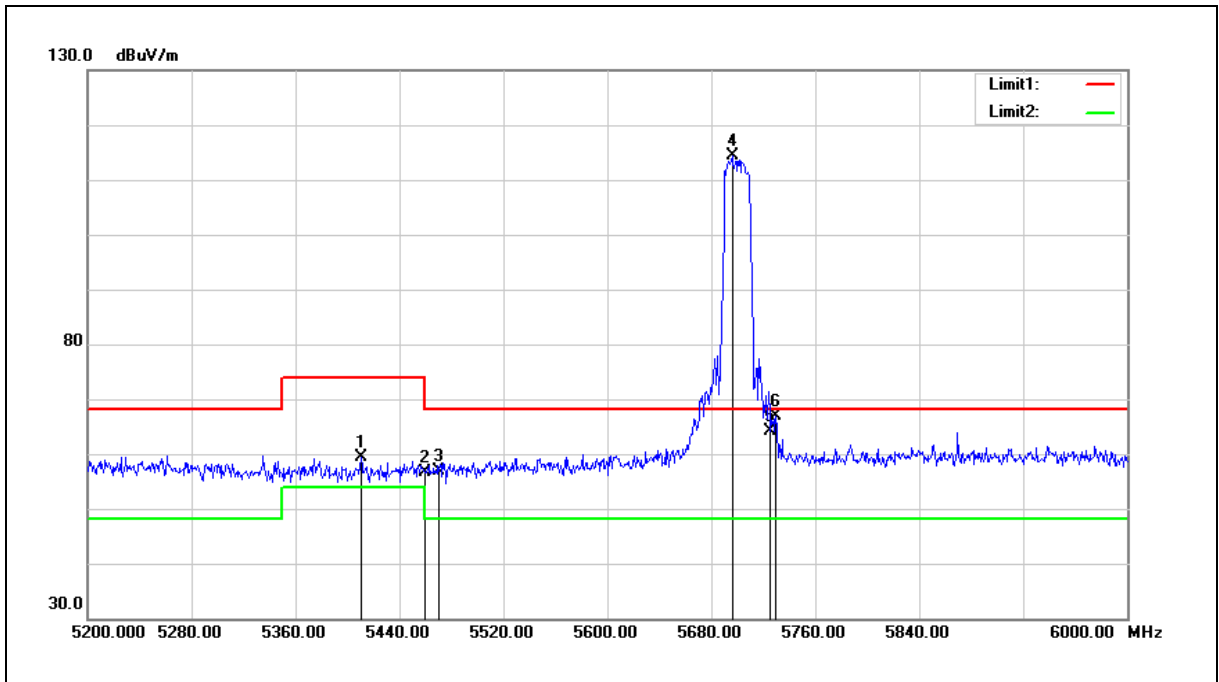
No.	Frequency (MHz)	Reading (dBuV)	Correct Factor (dB/m)	Result (dBuV/m)	Limit (dBuV/m)	Margin (dB)	Remark
1	5409.600	58.55	0.41	58.96	74.00	-15.04	peak
2	5460.000	56.34	0.51	56.85	74.00	-17.15	peak
3	5470.000	56.45	0.52	56.97	68.20	-11.23	peak
4	5555.200	113.90	0.73	114.63	68.20	46.43	peak
5	5725.000	57.44	1.18	58.62	68.20	-9.58	peak
6	5937.600	60.26	1.75	62.01	68.20	-6.19	peak

Note: 1. Result (dBuV/m) = Correct Factor (dB/m) + Reading (dBuV).

2. Correction factor (dB/m) = Antenna Factor (dB/m) + Cable loss (dB) – Pre-Amplifier gain (dB).

3. When the peak results are less than average limit, so not need to evaluate the average.

Standard:	FCC Part 15.407	Test Distance:	3 m
Test item:	Band edge		
Frequency:	5700 MHz		
Mode:	802.11ax HE20		
Ant.Polar.:	Horizontal		



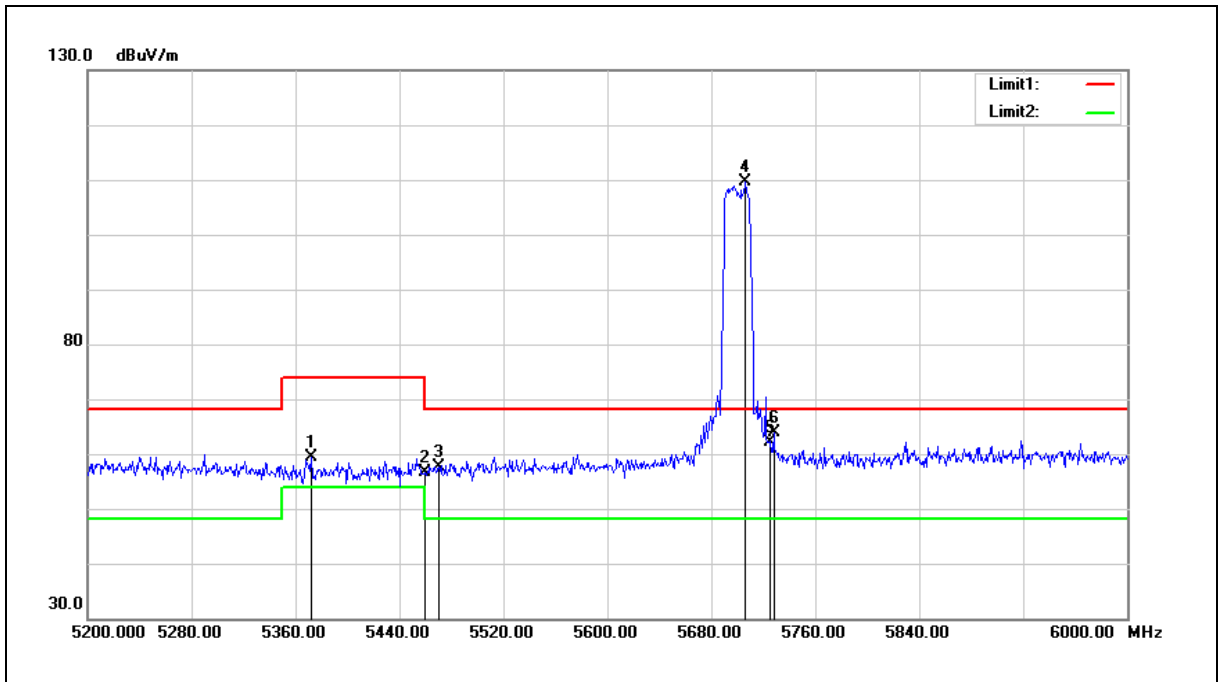
No.	Frequency (MHz)	Reading (dBuV)	Correct Factor (dB/m)	Result (dBuV/m)	Limit (dBuV/m)	Margin (dB)	Remark
1	5410.400	58.98	0.41	59.39	74.00	-14.61	peak
2	5460.000	56.22	0.51	56.73	74.00	-17.27	peak
3	5470.000	56.38	0.52	56.90	68.20	-11.30	peak
4	5696.000	113.23	1.11	114.34	68.20	46.14	peak
5	5725.000	62.89	1.18	64.07	68.20	-4.13	peak
6	5729.600	65.65	1.19	66.84	68.20	-1.36	peak

Note:1.Result (dBuV/m) = Correct Factor (dB/m) + Reading(dBuV).

2.Correction factor (dB/m) = Antenna Factor (dB/m) + Cable loss (dB) – Pre-Amplifier gain (dB).

3.When the peak results are less than average limit, so not need to evaluate the average.

Standard:	FCC Part 15.407	Test Distance:	3 m
Test item:	Band edge		
Frequency:	5700 MHz		
Mode:	802.11ax HE20		
Ant.Polar.:	Vertical		



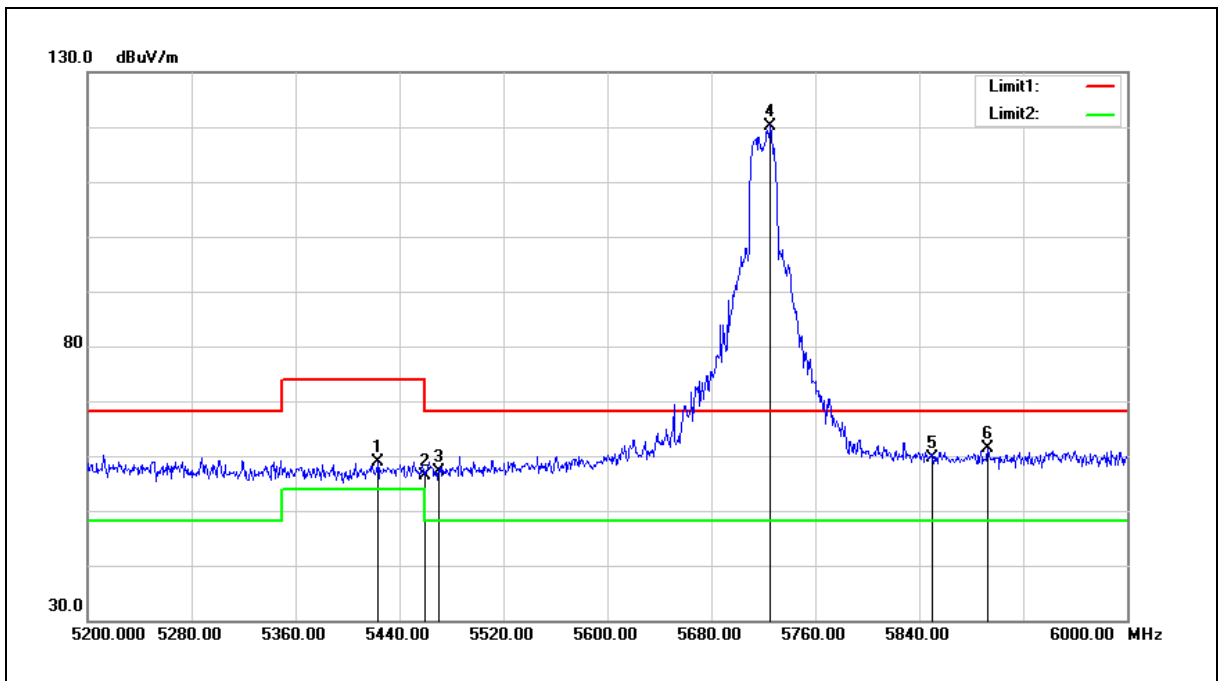
No.	Frequency (MHz)	Reading (dBuV)	Correct Factor (dB/m)	Result (dBuV/m)	Limit (dBuV/m)	Margin (dB)	Remark
1	5372.000	58.98	0.34	59.32	74.00	-14.68	peak
2	5460.000	56.13	0.51	56.64	74.00	-17.36	peak
3	5470.000	57.23	0.52	57.75	68.20	-10.45	peak
4	5706.400	108.38	1.14	109.52	68.20	41.32	peak
5	5725.000	60.92	1.18	62.10	68.20	-6.10	peak
6	5728.000	62.60	1.18	63.78	68.20	-4.42	peak

Note:1.Result (dBuV/m) = Correct Factor (dB/m) + Reading(dBuV).

2.Correction factor (dB/m) = Antenna Factor (dB/m) + Cable loss (dB) – Pre-Amplifier gain (dB).

3.When the peak results are less than average limit, so not need to evaluate the average.

Standard:	FCC Part 15.407	Test Distance:	3 m
Test item:	Band edge		
Frequency:	5720 MHz		
Mode:	802.11ax HE20		
Ant.Polar.:	Horizontal		



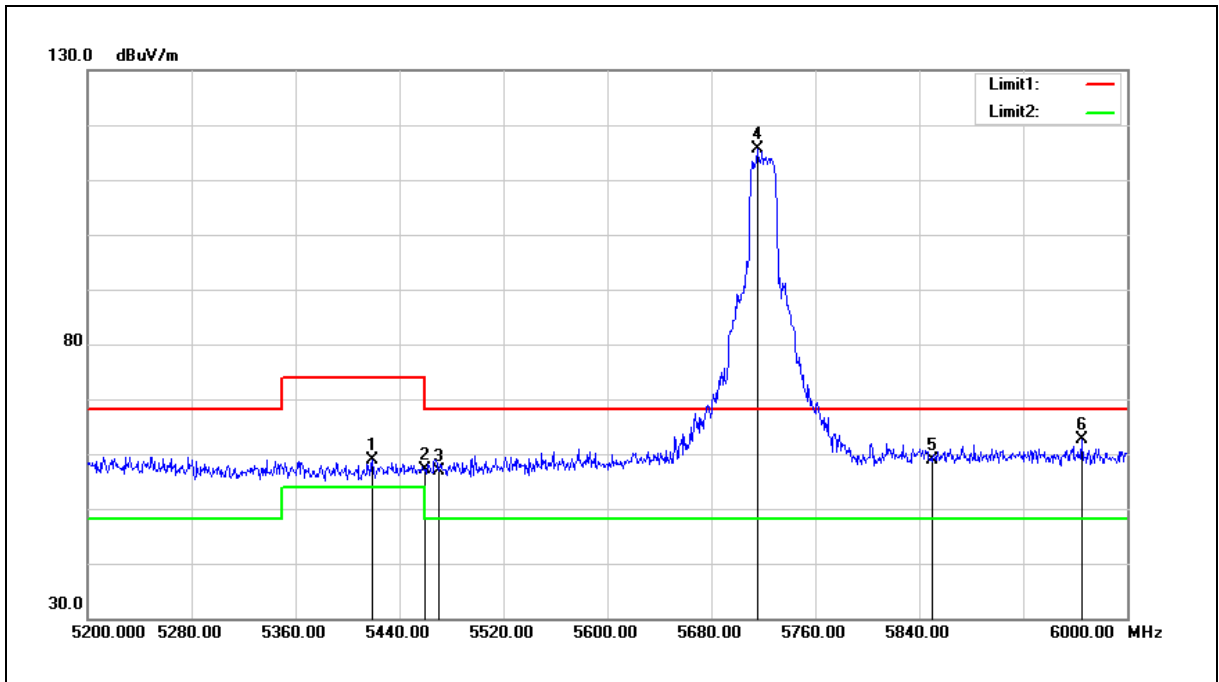
No.	Frequency (MHz)	Reading (dBuV)	Correct Factor (dB/m)	Result (dBuV/m)	Limit (dBuV/m)	Margin (dB)	Remark
1	5423.200	58.49	0.43	58.92	74.00	-15.08	peak
2	5460.000	55.89	0.51	56.40	74.00	-17.60	peak
3	5470.000	56.69	0.52	57.21	68.20	-10.99	peak
4	5725.600	119.07	1.18	120.25	68.20	52.05	peak
5	5850.000	58.15	1.52	59.67	68.20	-8.53	peak
6	5892.800	59.83	1.63	61.46	68.20	-6.74	peak

Note:1.Result (dBuV/m) = Correct Factor (dB/m) + Reading(dBuV).

2.Correction factor (dB/m) = Antenna Factor (dB/m) + Cable loss (dB) – Pre-Amplifier gain (dB).

3.When the peak results are less than average limit, so not need to evaluate the average.

Standard:	FCC Part 15.407	Test Distance:	3 m
Test item:	Band edge		
Frequency:	5720 MHz		
Mode:	802.11ax HE20		
Ant.Polar.:	Vertical		



No.	Frequency (MHz)	Reading (dBuV)	Correct Factor (dB/m)	Result (dBuV/m)	Limit (dBuV/m)	Margin (dB)	Remark
1	5419.200	58.48	0.43	58.91	74.00	-15.09	peak
2	5460.000	56.61	0.51	57.12	74.00	-16.88	peak
3	5470.000	56.36	0.52	56.88	68.20	-11.32	peak
4	5715.200	114.40	1.15	115.55	68.20	47.35	peak
5	5850.000	57.25	1.52	58.77	68.20	-9.43	peak
6	5964.800	60.70	1.82	62.52	68.20	-5.68	peak

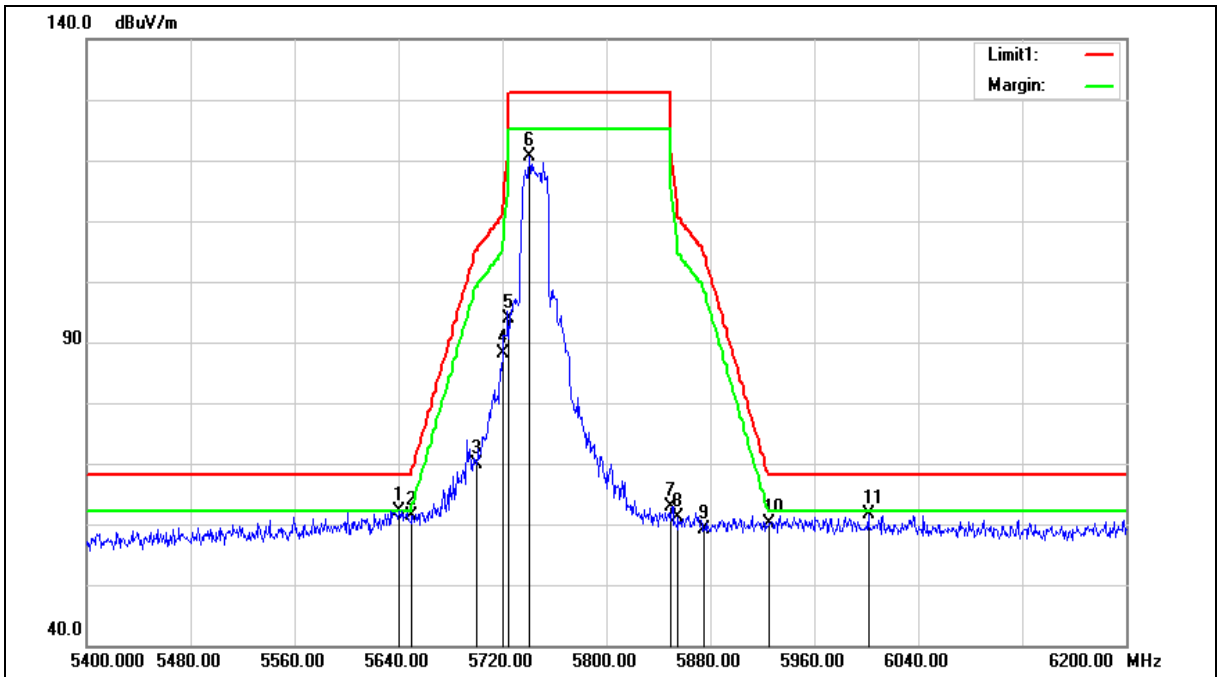
Note:1.Result (dBuV/m) = Correct Factor (dB/m) + Reading(dBuV).

2.Correction factor (dB/m) = Antenna Factor (dB/m) + Cable loss (dB) – Pre-Amplifier gain (dB).

3.When the peak results are less than average limit, so not need to evaluate the average.



Standard:	FCC Part 15.407	Test Distance:	3 m
Test item:	Band edge		
Frequency:	5745 MHz		
Mode:	802.11ax HE20		
Ant.Polar.:	Horizontal		



Standard:	FCC Part 15.407	Test Distance:	3 m
Test item:	Band edge		
Frequency:	5745 MHz		
Mode:	802.11ax HE20		
Ant.Polar.:	Horizontal		

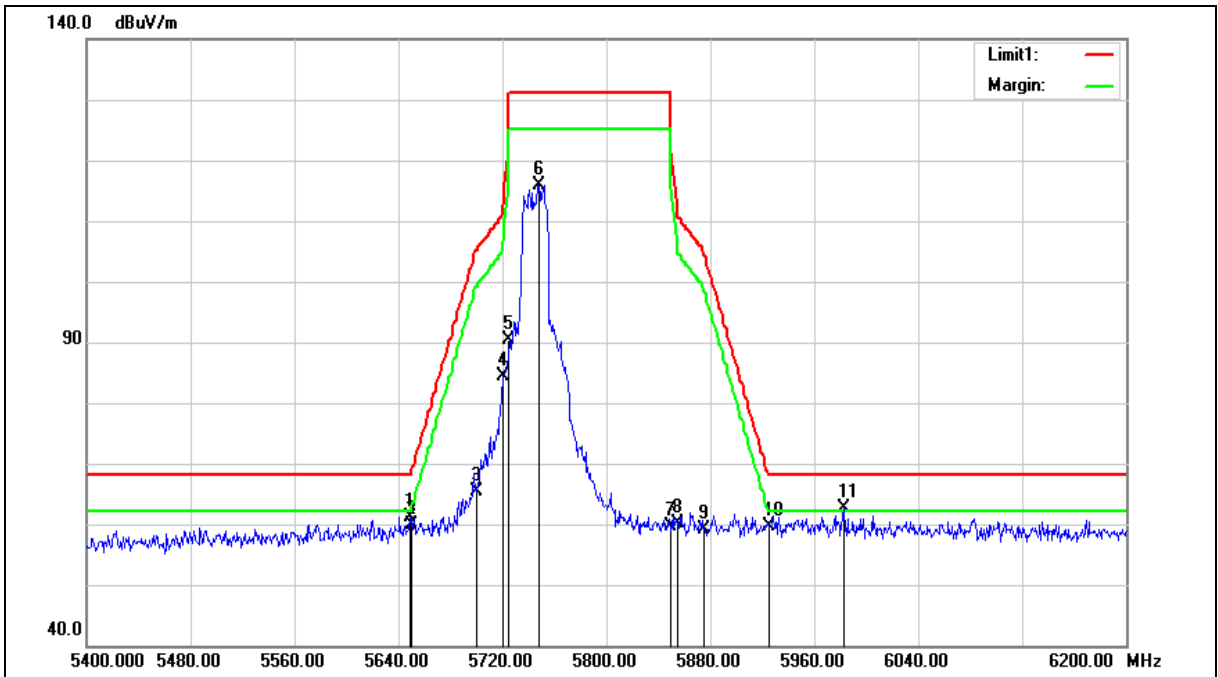
No.	Frequency (MHz)	Reading (dBuV)	Correct Factor (dB/m)	Result (dBuV/m)	Limit (dBuV/m)	Margin (dB)	Remark
1	5640.800	61.18	0.96	62.14	68.20	-6.06	peak
2	5650.000	60.38	0.97	61.35	68.20	-6.85	peak
3	5700.000	68.68	1.11	69.79	105.20	-35.41	peak
4	5720.000	86.88	1.17	88.05	110.80	-22.75	peak
5	5725.000	92.69	1.18	93.87	122.20	-28.33	peak
6	5740.800	119.50	1.22	120.72	131.20	-10.48	peak
7	5850.000	61.38	1.52	62.90	122.20	-59.30	peak
8	5855.000	59.53	1.53	61.06	110.80	-49.74	peak
9	5875.000	57.50	1.59	59.09	105.20	-46.11	peak
10	5925.000	58.42	1.72	60.14	68.20	-8.06	peak
11	6001.600	59.79	1.92	61.71	68.20	-6.49	peak

Note:1.Result (dBuV/m) = Correct Factor (dB/m) + Reading(dBuV).

2.Correction factor (dB/m) = Antenna Factor (dB/m) + Cable loss (dB) – Pre-Amplifier gain (dB).

3.When the peak results are less than average limit, so not need to evaluate the average.

Standard:	FCC Part 15.407	Test Distance:	3 m
Test item:	Band edge		
Frequency:	5745 MHz		
Mode:	802.11ax HE20		
Ant.Polar.:	Vertical		



Standard:	FCC Part 15.407	Test Distance:	3 m
Test item:	Band edge		
Frequency:	5745 MHz		
Mode:	802.11ax HE20		
Ant.Polar.:	Vertical		

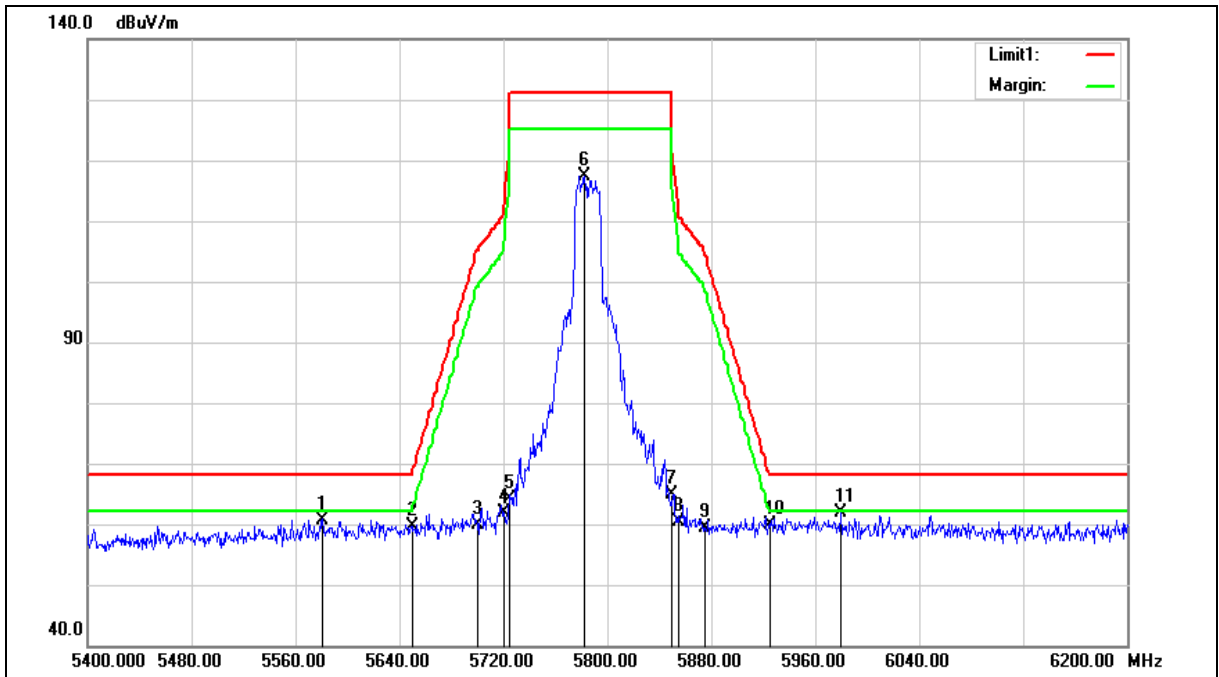
No.	Frequency (MHz)	Reading (dBuV)	Correct Factor (dB/m)	Result (dBuV/m)	Limit (dBuV/m)	Margin (dB)	Remark
1	5648.800	60.12	0.97	61.09	68.20	-7.11	peak
2	5650.000	58.91	0.97	59.88	68.20	-8.32	peak
3	5700.000	64.33	1.11	65.44	105.20	-39.76	peak
4	5720.000	83.09	1.17	84.26	110.80	-26.54	peak
5	5725.000	89.24	1.18	90.42	122.20	-31.78	peak
6	5748.000	114.73	1.25	115.98	131.20	-15.22	peak
7	5850.000	58.19	1.52	59.71	122.20	-62.49	peak
8	5855.000	58.64	1.53	60.17	110.80	-50.63	peak
9	5875.000	57.66	1.59	59.25	105.20	-45.95	peak
10	5925.000	57.96	1.72	59.68	68.20	-8.52	peak
11	5982.400	60.69	1.88	62.57	68.20	-5.63	peak

Note:1.Result (dBuV/m) = Correct Factor (dB/m) + Reading(dBuV).

2.Correction factor (dB/m) = Antenna Factor (dB/m) + Cable loss (dB) – Pre-Amplifier gain (dB).

3.When the peak results are less than average limit, so not need to evaluate the average.

Standard:	FCC Part 15.407	Test Distance:	3 m
Test item:	Band edge		
Frequency:	5785 MHz		
Mode:	802.11ax HE20		
Ant.Polar.:	Horizontal		



Standard:	FCC Part 15.407	Test Distance:	3 m
Test item:	Band edge		
Frequency:	5785 MHz		
Mode:	802.11ax HE20		
Ant.Polar.:	Horizontal		

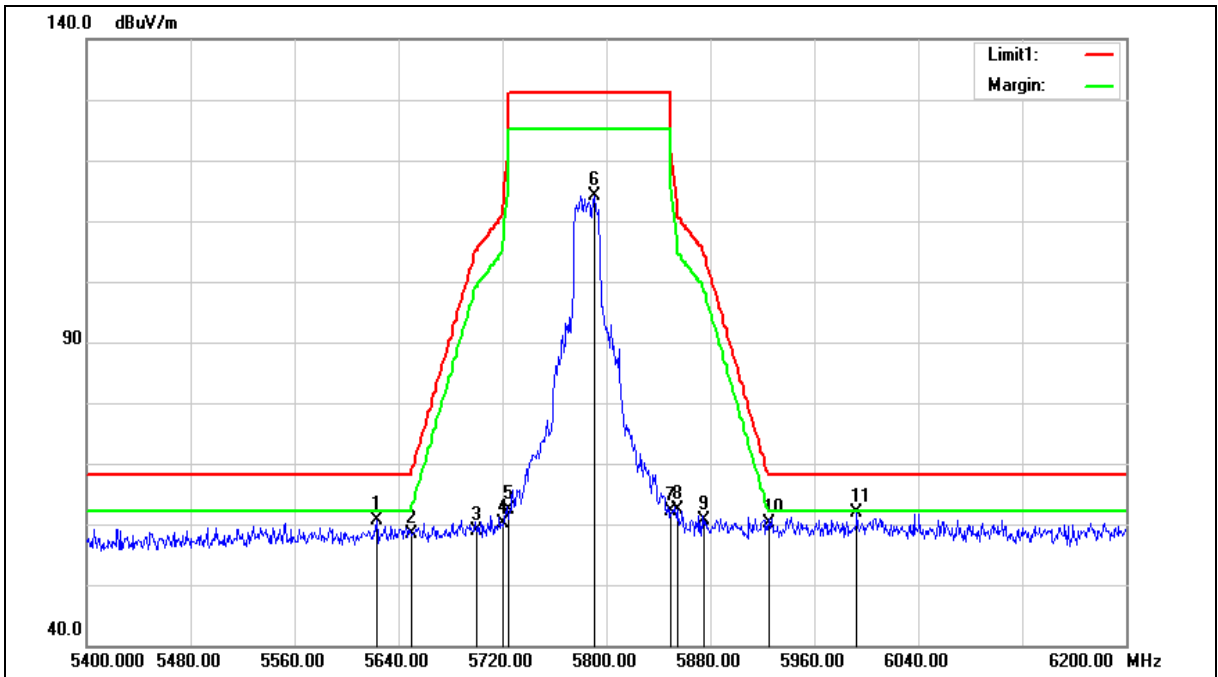
No.	Frequency (MHz)	Reading (dBuV)	Correct Factor (dB/m)	Result (dBuV/m)	Limit (dBuV/m)	Margin (dB)	Remark
1	5580.800	59.96	0.79	60.75	68.20	-7.45	peak
2	5650.000	58.63	0.97	59.60	68.20	-8.60	peak
3	5700.000	58.67	1.11	59.78	105.20	-45.42	peak
4	5720.000	60.66	1.17	61.83	110.80	-48.97	peak
5	5725.000	63.07	1.18	64.25	122.20	-57.95	peak
6	5782.400	116.09	1.33	117.42	131.20	-13.78	peak
7	5850.000	63.47	1.52	64.99	122.20	-57.21	peak
8	5855.000	58.85	1.53	60.38	110.80	-50.42	peak
9	5875.000	57.81	1.59	59.40	105.20	-45.80	peak
10	5925.000	58.23	1.72	59.95	68.20	-8.25	peak
11	5980.000	60.10	1.87	61.97	68.20	-6.23	peak

Note:1.Result (dBuV/m) = Correct Factor (dB/m) + Reading(dBuV).

2.Correction factor (dB/m) = Antenna Factor (dB/m) + Cable loss (dB) – Pre-Amplifier gain (dB).

3.When the peak results are less than average limit, so not need to evaluate the average.

Standard:	FCC Part 15.407	Test Distance:	3 m
Test item:	Band edge		
Frequency:	5785 MHz		
Mode:	802.11ax HE20		
Ant.Polar.:	Vertical		



Standard:	FCC Part 15.407	Test Distance:	3 m
Test item:	Band edge		
Frequency:	5785 MHz		
Mode:	802.11ax HE20		
Ant.Polar.:	Vertical		

No.	Frequency (MHz)	Reading (dBuV)	Correct Factor (dB/m)	Result (dBuV/m)	Limit (dBuV/m)	Margin (dB)	Remark
1	5623.200	59.73	0.90	60.63	68.20	-7.57	peak
2	5650.000	57.35	0.97	58.32	68.20	-9.88	peak
3	5700.000	57.71	1.11	58.82	105.20	-46.38	peak
4	5720.000	58.85	1.17	60.02	110.80	-50.78	peak
5	5725.000	61.25	1.18	62.43	122.20	-59.77	peak
6	5791.200	112.80	1.36	114.16	131.20	-17.04	peak
7	5850.000	60.57	1.52	62.09	122.20	-60.11	peak
8	5855.000	60.82	1.53	62.35	110.80	-48.45	peak
9	5875.000	59.13	1.59	60.72	105.20	-44.48	peak
10	5925.000	58.43	1.72	60.15	68.20	-8.05	peak
11	5992.800	60.09	1.89	61.98	68.20	-6.22	peak

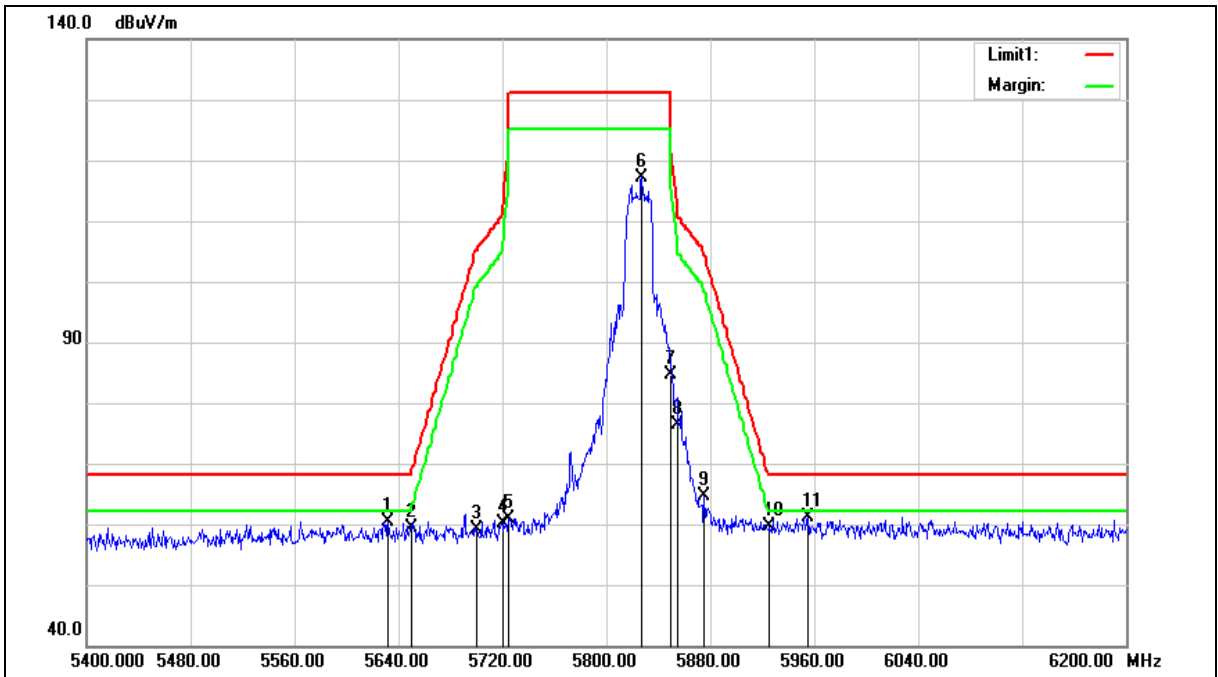
Note:1.Result (dBuV/m) = Correct Factor (dB/m) + Reading(dBuV).

2.Correction factor (dB/m) = Antenna Factor (dB/m) + Cable loss (dB) – Pre-Amplifier gain (dB).

3.When the peak results are less than average limit, so not need to evaluate the average.



Standard:	FCC Part 15.407	Test Distance:	3 m
Test item:	Band edge		
Frequency:	5825 MHz		
Mode:	802.11ax HE20		
Ant.Polar.:	Horizontal		



Standard:	FCC Part 15.407	Test Distance:	3 m
Test item:	Band edge		
Frequency:	5825 MHz		
Mode:	802.11ax HE20		
Ant.Polar.:	Horizontal		

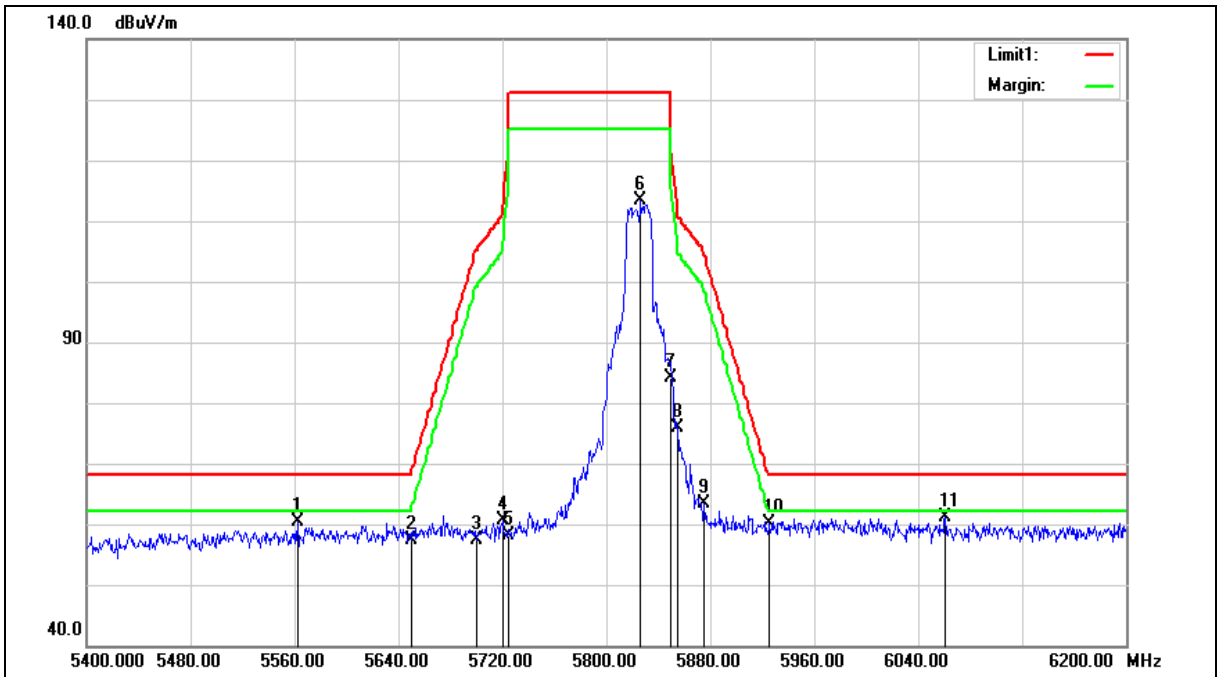
No.	Frequency (MHz)	Reading (dBuV)	Correct Factor (dB/m)	Result (dBuV/m)	Limit (dBuV/m)	Margin (dB)	Remark
1	5632.000	59.52	0.93	60.45	68.20	-7.75	peak
2	5650.000	58.43	0.97	59.40	68.20	-8.80	peak
3	5700.000	58.13	1.11	59.24	105.20	-45.96	peak
4	5720.000	59.06	1.17	60.23	110.80	-50.57	peak
5	5725.000	59.77	1.18	60.95	122.20	-61.25	peak
6	5827.200	115.80	1.45	117.25	131.20	-13.95	peak
7	5850.000	83.10	1.52	84.62	122.20	-37.58	peak
8	5855.000	74.79	1.53	76.32	110.80	-34.48	peak
9	5875.000	62.97	1.59	64.56	105.20	-40.64	peak
10	5925.000	57.82	1.72	59.54	68.20	-8.66	peak
11	5955.200	59.44	1.81	61.25	68.20	-6.95	peak

Note:1.Result (dBuV/m) = Correct Factor (dB/m) + Reading(dBuV).

2.Correction factor (dB/m) = Antenna Factor (dB/m) + Cable loss (dB) – Pre-Amplifier gain (dB).

3.When the peak results are less than average limit, so not need to evaluate the average.

Standard:	FCC Part 15.407	Test Distance:	3 m
Test item:	Band edge		
Frequency:	5825 MHz		
Mode:	802.11ax HE20		
Ant.Polar.:	Vertical		



Standard:	FCC Part 15.407	Test Distance:	3 m
Test item:	Band edge		
Frequency:	5825 MHz		
Mode:	802.11ax HE20		
Ant.Polar.:	Vertical		

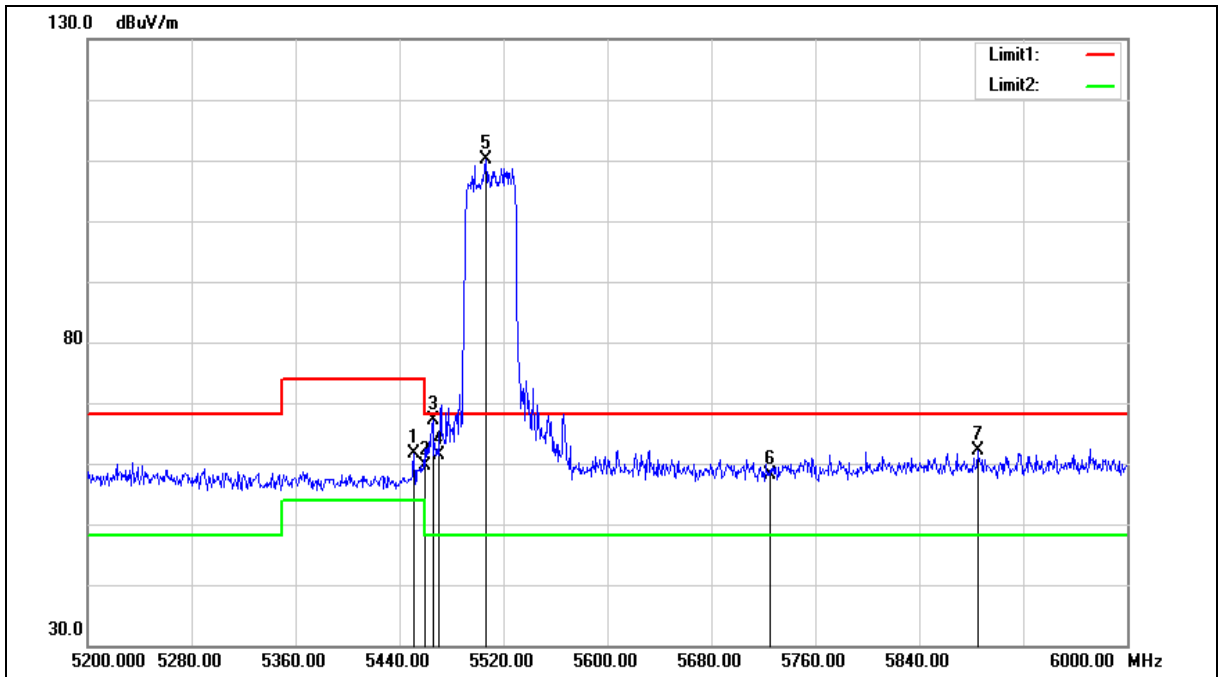
No.	Frequency (MHz)	Reading (dBuV)	Correct Factor (dB/m)	Result (dBuV/m)	Limit (dBuV/m)	Margin (dB)	Remark
1	5562.400	59.75	0.74	60.49	68.20	-7.71	peak
2	5650.000	56.32	0.97	57.29	68.20	-10.91	peak
3	5700.000	56.23	1.11	57.34	105.20	-47.86	peak
4	5720.000	59.36	1.17	60.53	110.80	-50.27	peak
5	5725.000	56.95	1.18	58.13	122.20	-64.07	peak
6	5826.400	111.85	1.45	113.30	131.20	-17.90	peak
7	5850.000	82.62	1.52	84.14	122.20	-38.06	peak
8	5855.000	74.35	1.53	75.88	110.80	-34.92	peak
9	5875.000	61.90	1.59	63.49	105.20	-41.71	peak
10	5925.000	58.43	1.72	60.15	68.20	-8.05	peak
11	6060.800	58.87	2.15	61.02	68.20	-7.18	peak

Note:1.Result (dBuV/m) = Correct Factor (dB/m) + Reading(dBuV).

2.Correction factor (dB/m) = Antenna Factor (dB/m) + Cable loss (dB) – Pre-Amplifier gain (dB).

3.When the peak results are less than average limit, so not need to evaluate the average.

Standard:	FCC Part 15.407	Test Distance:	3 m
Test item:	Band edge		
Frequency:	5510 MHz		
Mode:	802.11ax HE40		
Ant.Polar.:	Horizontal		



Standard:	FCC Part 15.407	Test Distance:	3 m
Test item:	Band edge		
Frequency:	5510 MHz		
Mode:	802.11ax HE40		
Ant.Polar.:	Horizontal		

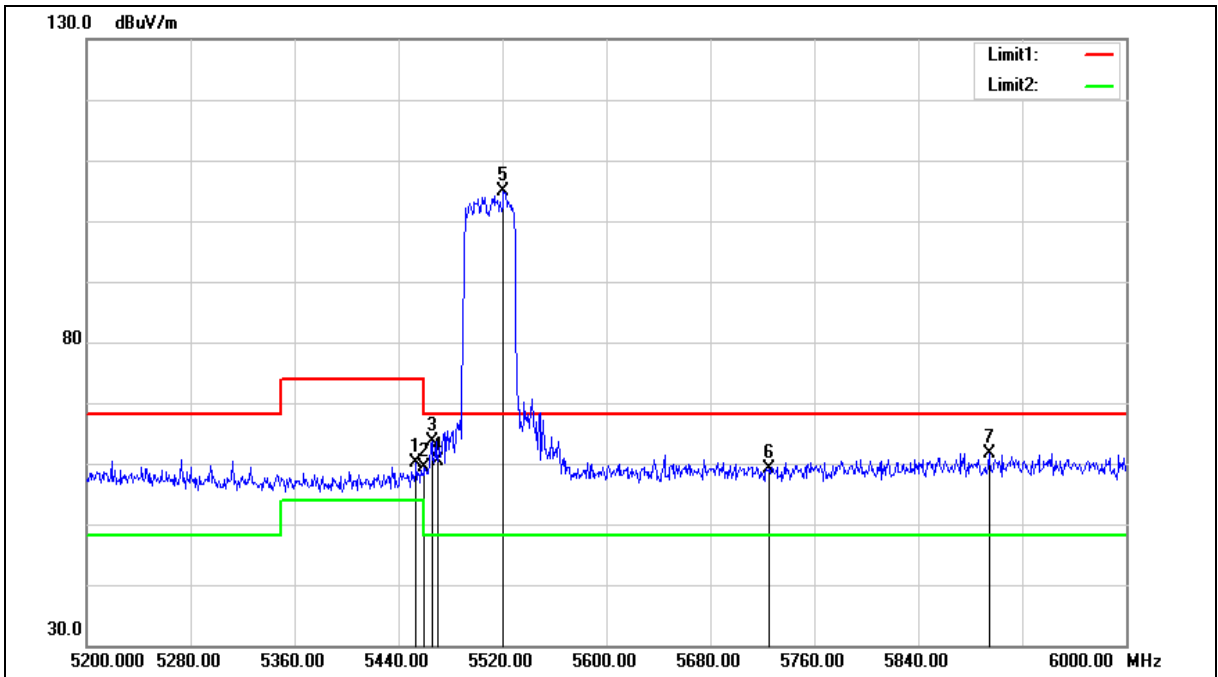
No.	Frequency (MHz)	Reading (dBuV)	Correct Factor (dB/m)	Result (dBuV/m)	Limit (dBuV/m)	Margin (dB)	Remark
1	5451.200	61.16	0.48	61.64	74.00	-12.36	peak
2	5460.000	59.15	0.51	59.66	74.00	-14.34	peak
3	5465.600	66.60	0.51	67.11	68.20	-1.09	peak
4	5470.000	60.89	0.52	61.41	68.20	-6.79	peak
5	5506.400	109.61	0.59	110.20	68.20	42.00	peak
6	5725.000	57.02	1.18	58.20	68.20	-10.00	peak
7	5884.800	60.51	1.61	62.12	68.20	-6.08	peak

Note: 1. Result (dBuV/m) = Correct Factor (dB/m) + Reading (dBuV).

2. Correction factor (dB/m) = Antenna Factor (dB/m) + Cable loss (dB) – Pre-Amplifier gain (dB).

3. When the peak results are less than average limit, so not need to evaluate the average.

Standard:	FCC Part 15.407	Test Distance:	3 m
Test item:	Band edge		
Frequency:	5510 MHz		
Mode:	802.11ax HE40		
Ant.Polar.:	Vertical		



Standard:	FCC Part 15.407	Test Distance:	3 m
Test item:	Band edge		
Frequency:	5510 MHz		
Mode:	802.11ax HE40		
Ant.Polar.:	Vertical		

No.	Frequency (MHz)	Reading (dBuV)	Correct Factor (dB/m)	Result (dBuV/m)	Limit (dBuV/m)	Margin (dB)	Remark
1	5453.600	59.56	0.48	60.04	74.00	-13.96	peak
2	5460.000	58.92	0.51	59.43	74.00	-14.57	peak
3	5465.600	63.13	0.51	63.64	68.20	-4.56	peak
4	5470.000	59.94	0.52	60.46	68.20	-7.74	peak
5	5520.800	104.32	0.63	104.95	68.20	36.75	peak
6	5725.000	58.04	1.18	59.22	68.20	-8.98	peak
7	5894.400	60.08	1.63	61.71	68.20	-6.49	peak

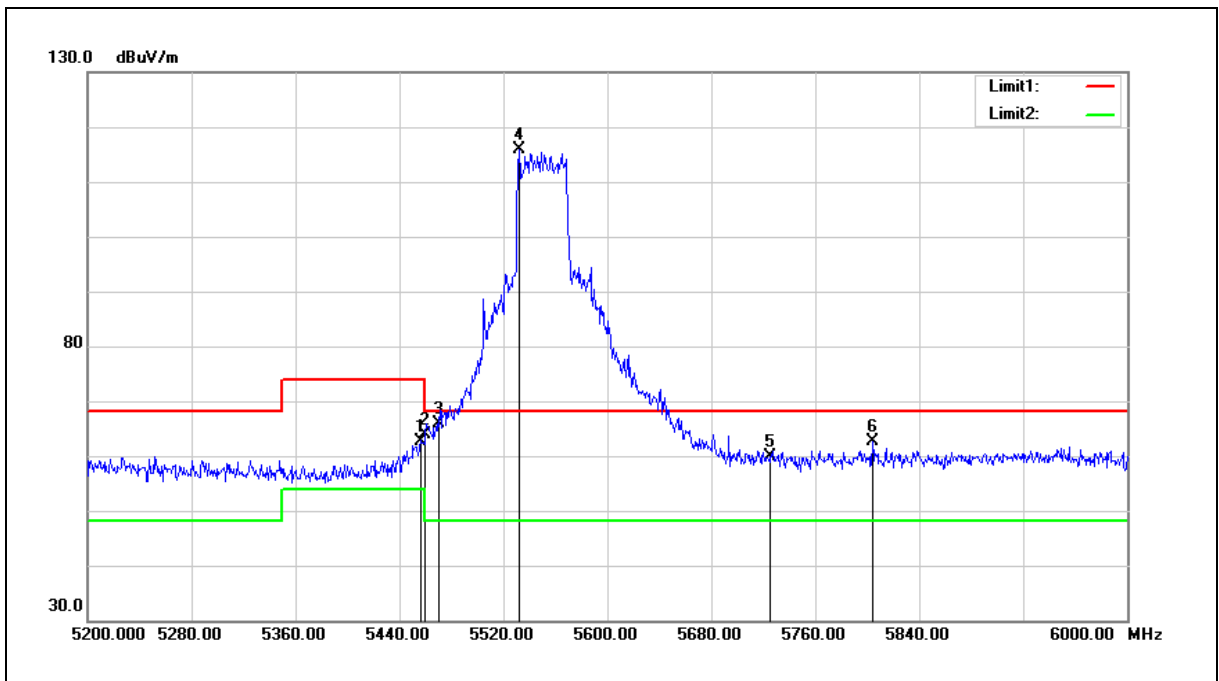
Note:1.Result (dBuV/m) = Correct Factor (dB/m) + Reading(dBuV).

2.Correction factor (dB/m) = Antenna Factor (dB/m) + Cable loss (dB) – Pre-Amplifier gain (dB).

3.When the peak results are less than average limit, so not need to evaluate the average.



Standard:	FCC Part 15.407	Test Distance:	3 m
Test item:	Band edge		
Frequency:	5550 MHz		
Mode:	802.11ax HE40		
Ant.Polar.:	Horizontal		



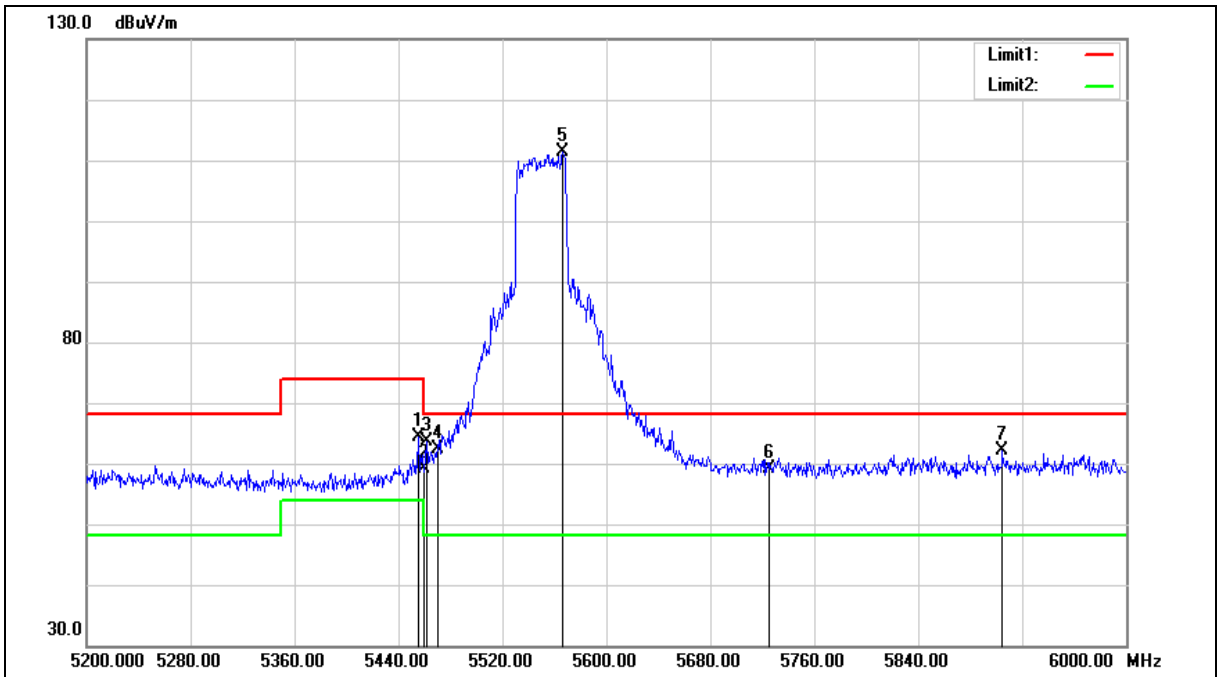
No.	Frequency (MHz)	Reading (dBuV)	Correct Factor (dB/m)	Result (dBuV/m)	Limit (dBuV/m)	Margin (dB)	Remark
1	5456.000	62.26	0.49	62.75	74.00	-11.25	peak
2	5460.000	63.32	0.51	63.83	74.00	-10.17	peak
3	5470.000	65.31	0.52	65.83	68.20	-2.37	peak
4	5532.000	115.29	0.66	115.95	68.20	47.75	peak
5	5725.000	58.58	1.18	59.76	68.20	-8.44	peak
6	5804.000	61.29	1.39	62.68	68.20	-5.52	peak

Note: 1. Result (dBuV/m) = Correct Factor (dB/m) + Reading (dBuV).

2. Correction factor (dB/m) = Antenna Factor (dB/m) + Cable loss (dB) – Pre-Amplifier gain (dB).

3. When the peak results are less than average limit, so not need to evaluate the average.

Standard:	FCC Part 15.407	Test Distance:	3 m
Test item:	Band edge		
Frequency:	5550 MHz		
Mode:	802.11ax HE40		
Ant.Polar.:	Vertical		



Standard:	FCC Part 15.407	Test Distance:	3 m
Test item:	Band edge		
Frequency:	5550 MHz		
Mode:	802.11ax HE40		
Ant.Polar.:	Vertical		

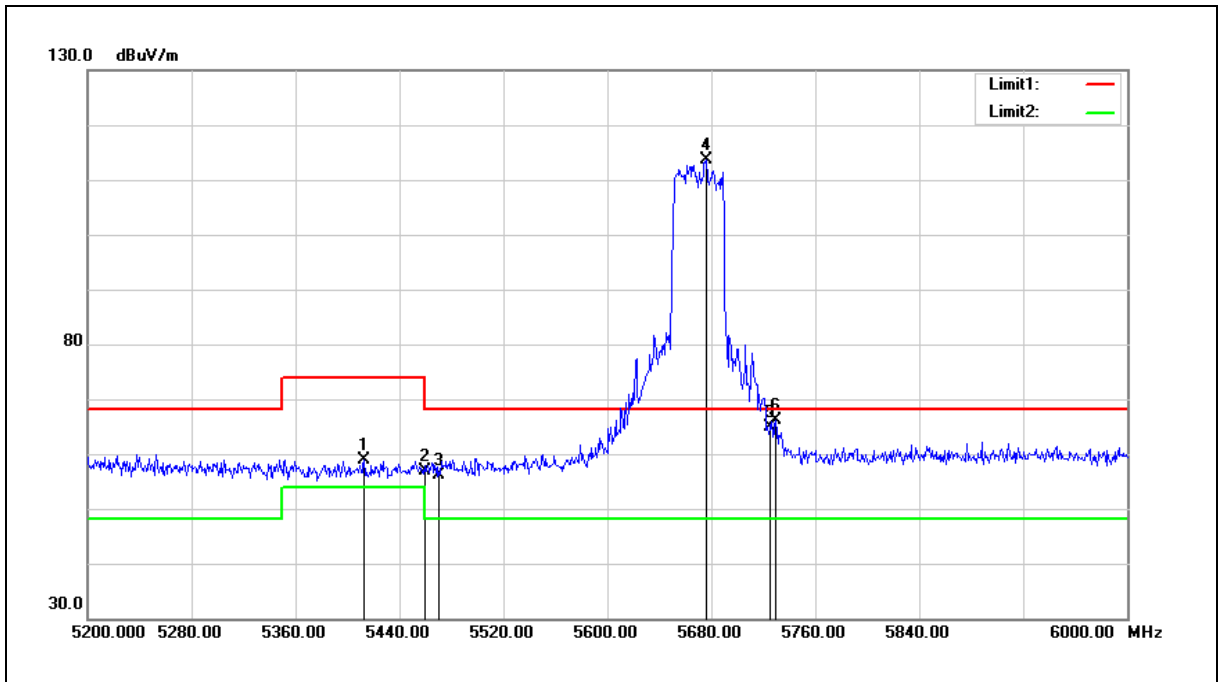
No.	Frequency (MHz)	Reading (dBuV)	Correct Factor (dB/m)	Result (dBuV/m)	Limit (dBuV/m)	Margin (dB)	Remark
1	5455.200	63.85	0.48	64.33	74.00	-9.67	peak
2	5460.000	58.57	0.51	59.08	74.00	-14.92	peak
3	5461.600	63.07	0.51	63.58	68.20	-4.62	peak
4	5470.000	61.83	0.52	62.35	68.20	-5.85	peak
5	5566.400	110.58	0.75	111.33	68.20	43.13	peak
6	5725.000	57.88	1.18	59.06	68.20	-9.14	peak
7	5904.800	60.39	1.67	62.06	68.20	-6.14	peak

Note:1.Result (dBuV/m) = Correct Factor (dB/m) + Reading(dBuV).

2.Correction factor (dB/m) = Antenna Factor (dB/m) + Cable loss (dB) – Pre-Amplifier gain (dB).

3.When the peak results are less than average limit, so not need to evaluate the average.

Standard:	FCC Part 15.407	Test Distance:	3 m
Test item:	Band edge		
Frequency:	5670 MHz		
Mode:	802.11ax HE40		
Ant.Polar.:	Horizontal		



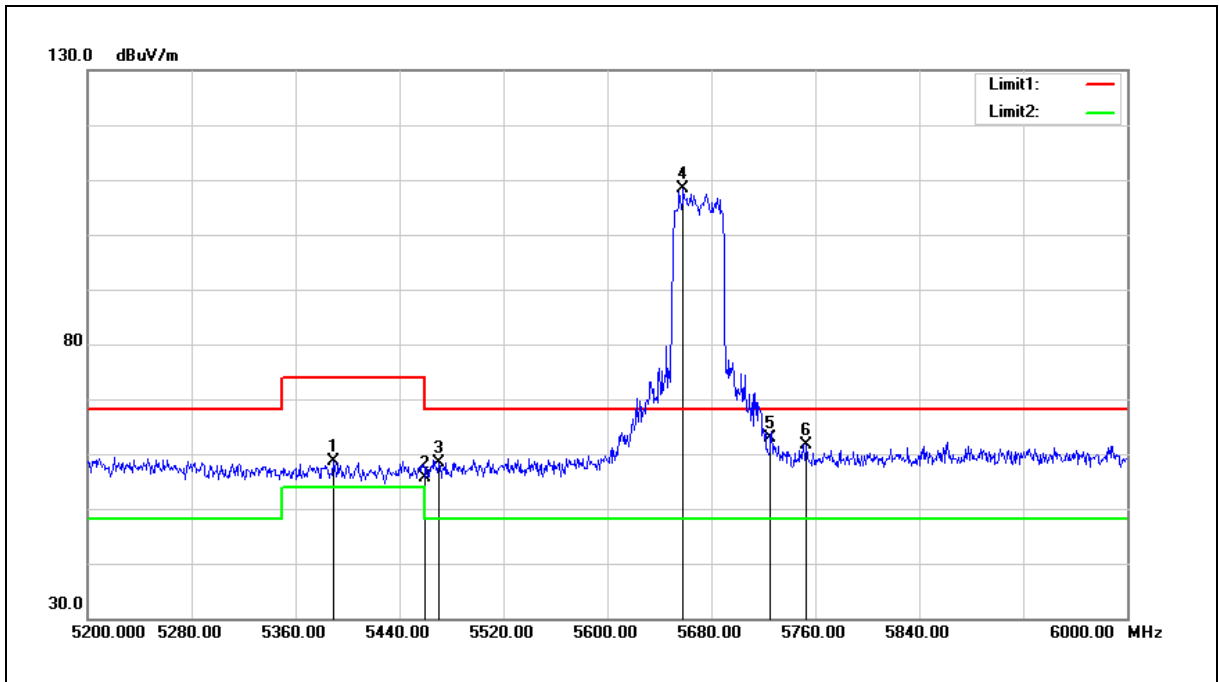
No.	Frequency (MHz)	Reading (dBuV)	Correct Factor (dB/m)	Result (dBuV/m)	Limit (dBuV/m)	Margin (dB)	Remark
1	5412.800	58.53	0.41	58.94	74.00	-15.06	peak
2	5460.000	56.30	0.51	56.81	74.00	-17.19	peak
3	5470.000	55.64	0.52	56.16	68.20	-12.04	peak
4	5676.000	112.68	1.04	113.72	68.20	45.52	peak
5	5725.000	63.71	1.18	64.89	68.20	-3.31	peak
6	5729.600	64.82	1.19	66.01	68.20	-2.19	peak

Note: 1. Result (dBuV/m) = Correct Factor (dB/m) + Reading (dBuV).

2. Correction factor (dB/m) = Antenna Factor (dB/m) + Cable loss (dB) – Pre-Amplifier gain (dB).

3. When the peak results are less than average limit, so not need to evaluate the average.

Standard:	FCC Part 15.407	Test Distance:	3 m
Test item:	Band edge		
Frequency:	5670 MHz		
Mode:	802.11ax HE40		
Ant.Polar.:	Vertical		



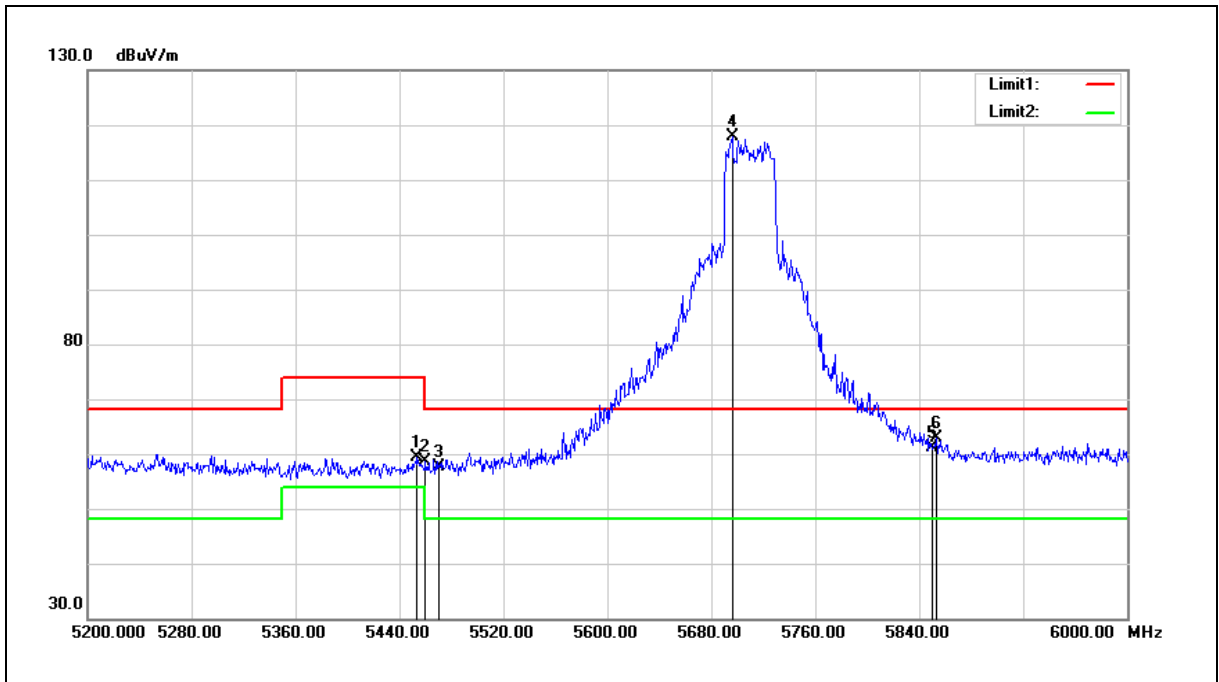
No.	Frequency (MHz)	Reading (dBuV)	Correct Factor (dB/m)	Result (dBuV/m)	Limit (dBuV/m)	Margin (dB)	Remark
1	5388.800	58.39	0.36	58.75	74.00	-15.25	peak
2	5460.000	55.07	0.51	55.58	74.00	-18.42	peak
3	5470.000	57.79	0.52	58.31	68.20	-9.89	peak
4	5658.400	107.47	1.00	108.47	68.20	40.27	peak
5	5725.000	61.58	1.18	62.76	68.20	-5.44	peak
6	5752.800	60.46	1.25	61.71	68.20	-6.49	peak

Note: 1. Result (dBuV/m) = Correct Factor (dB/m) + Reading (dBuV).

2. Correction factor (dB/m) = Antenna Factor (dB/m) + Cable loss (dB) – Pre-Amplifier gain (dB).

3. When the peak results are less than average limit, so not need to evaluate the average.

Standard:	FCC Part 15.407	Test Distance:	3 m
Test item:	Band edge		
Frequency:	5710 MHz		
Mode:	802.11ax HE40		
Ant.Polar.:	Horizontal		



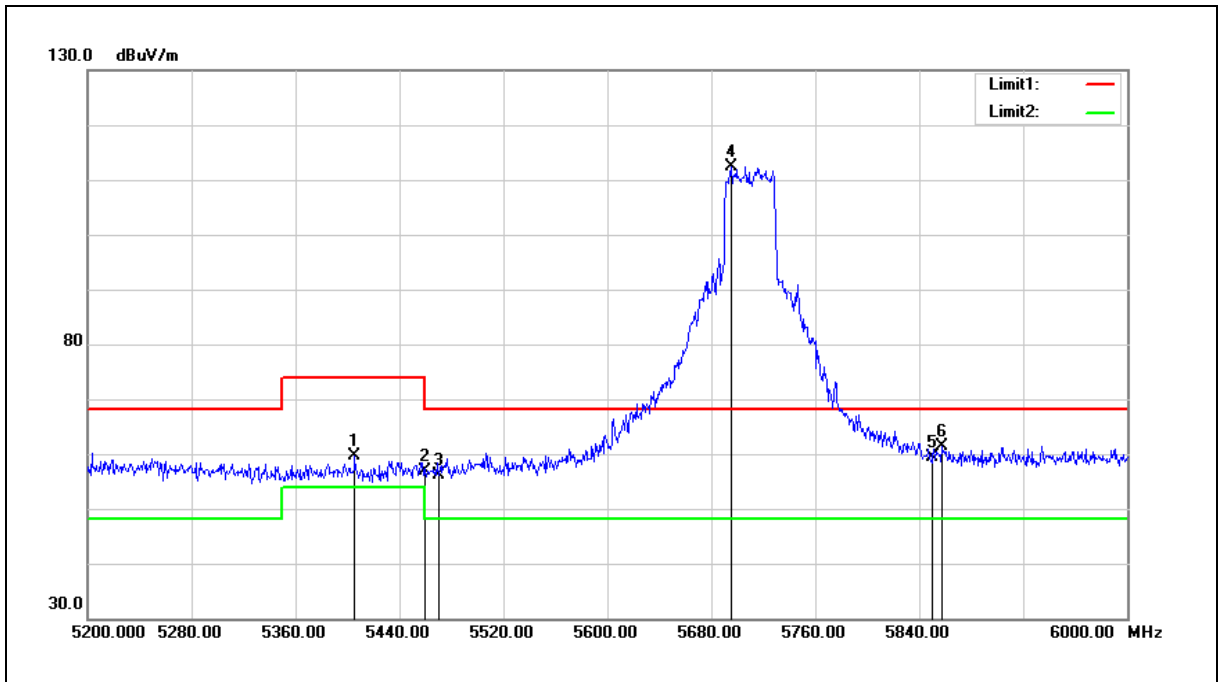
No.	Frequency (MHz)	Reading (dBuV)	Correct Factor (dB/m)	Result (dBuV/m)	Limit (dBuV/m)	Margin (dB)	Remark
1	5453.600	58.82	0.48	59.30	74.00	-14.70	peak
2	5460.000	58.15	0.51	58.66	74.00	-15.34	peak
3	5470.000	57.21	0.52	57.73	68.20	-10.47	peak
4	5696.000	116.86	1.11	117.97	68.20	49.77	peak
5	5850.000	59.52	1.52	61.04	68.20	-7.16	peak
6	5853.600	61.38	1.52	62.90	68.20	-5.30	peak

Note: 1. Result (dBuV/m) = Correct Factor (dB/m) + Reading (dBuV).

2. Correction factor (dB/m) = Antenna Factor (dB/m) + Cable loss (dB) – Pre-Amplifier gain (dB).

3. When the peak results are less than average limit, so not need to evaluate the average.

Standard:	FCC Part 15.407	Test Distance:	3 m
Test item:	Band edge		
Frequency:	5710 MHz		
Mode:	802.11ax HE40		
Ant.Polar.:	Vertical		



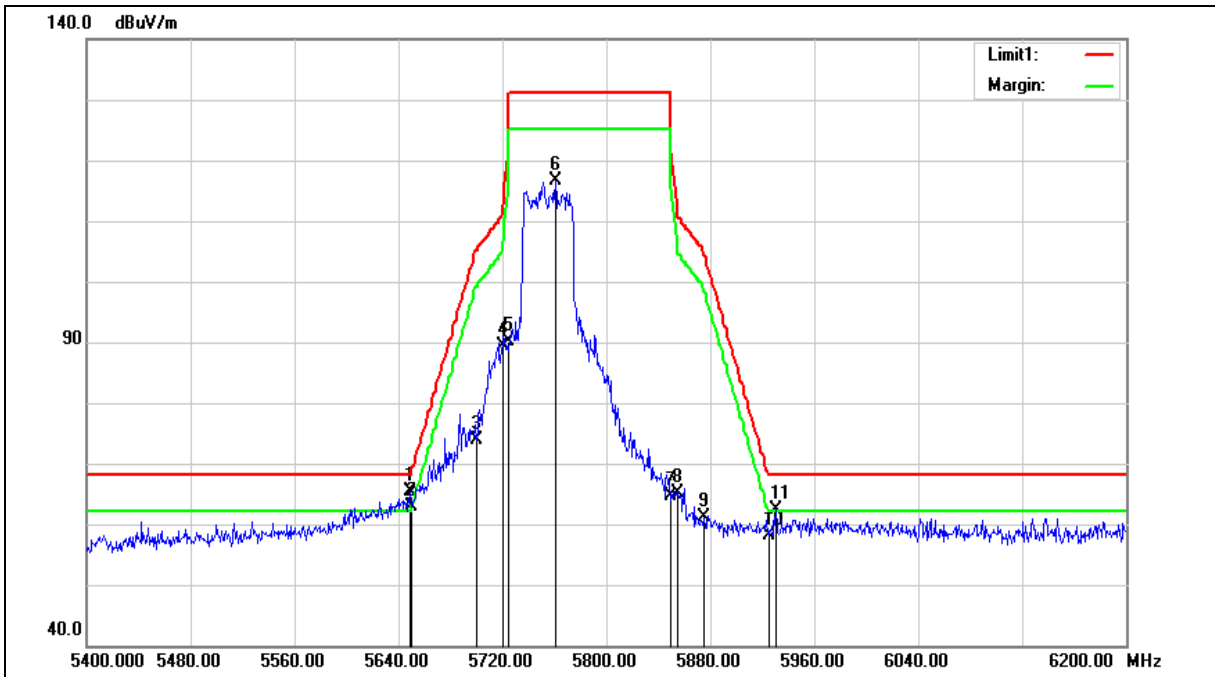
No.	Frequency (MHz)	Reading (dBuV)	Correct Factor (dB/m)	Result (dBuV/m)	Limit (dBuV/m)	Margin (dB)	Remark
1	5405.600	59.24	0.40	59.64	74.00	-14.36	peak
2	5460.000	56.26	0.51	56.77	74.00	-17.23	peak
3	5470.000	55.59	0.52	56.11	68.20	-12.09	peak
4	5695.200	111.28	1.10	112.38	68.20	44.18	peak
5	5850.000	57.88	1.52	59.40	68.20	-8.80	peak
6	5857.600	59.96	1.54	61.50	68.20	-6.70	peak

Note: 1. Result (dBuV/m) = Correct Factor (dB/m) + Reading (dBuV).

2. Correction factor (dB/m) = Antenna Factor (dB/m) + Cable loss (dB) – Pre-Amplifier gain (dB).

3. When the peak results are less than average limit, so not need to evaluate the average.

Standard:	FCC Part 15.407	Test Distance:	3 m
Test item:	Band edge		
Frequency:	5755 MHz		
Mode:	802.11ax HE40		
Ant.Polar.:	Horizontal		





Standard:	FCC Part 15.407	Test Distance:	3 m
Test item:	Band edge		
Frequency:	5755 MHz		
Mode:	802.11ax HE40		
Ant.Polar.:	Horizontal		

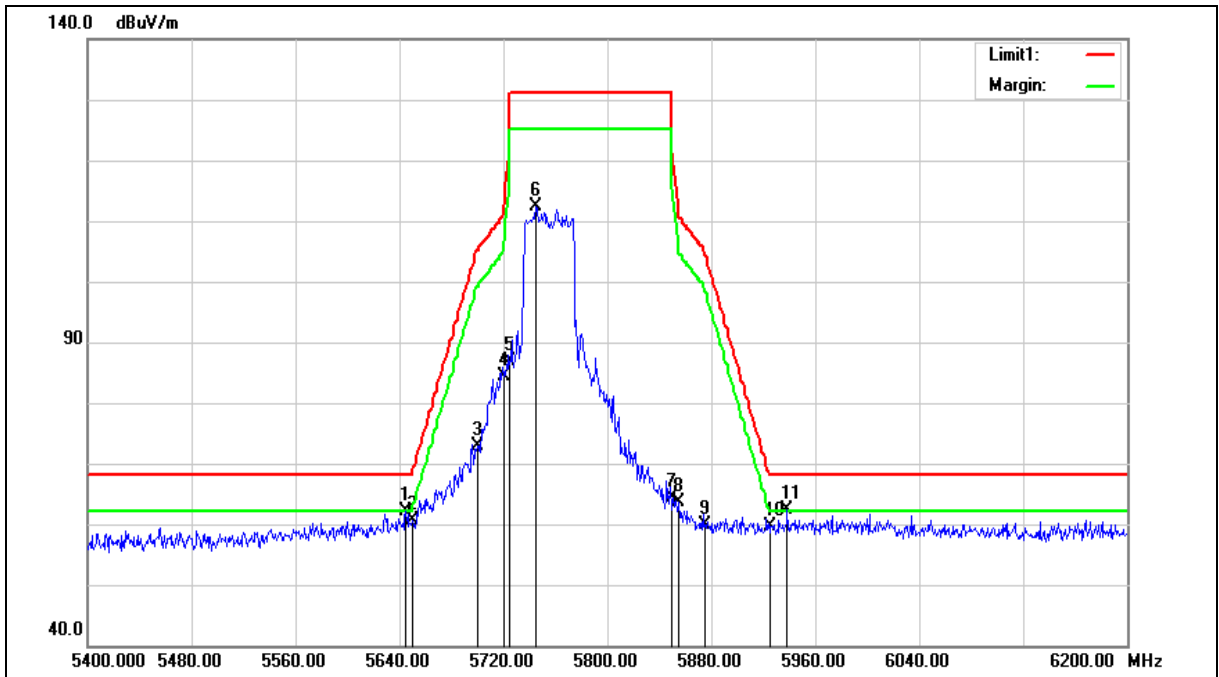
No.	Frequency (MHz)	Reading (dBuV)	Correct Factor (dB/m)	Result (dBuV/m)	Limit (dBuV/m)	Margin (dB)	Remark
1	5648.800	64.43	0.97	65.40	68.20	-2.80	peak
2	5650.000	61.97	0.97	62.94	68.20	-5.26	peak
3	5700.000	72.81	1.11	73.92	105.20	-31.28	peak
4	5720.000	88.24	1.17	89.41	110.80	-21.39	peak
5	5725.000	88.98	1.18	90.16	122.20	-32.04	peak
6	5760.800	115.24	1.28	116.52	131.20	-14.68	peak
7	5850.000	63.02	1.52	64.54	122.20	-57.66	peak
8	5855.000	63.64	1.53	65.17	110.80	-45.63	peak
9	5875.000	59.47	1.59	61.06	105.20	-44.14	peak
10	5925.000	56.51	1.72	58.23	68.20	-9.97	peak
11	5930.400	60.62	1.74	62.36	68.20	-5.84	peak

Note:1.Result (dBuV/m) = Correct Factor (dB/m) + Reading(dBuV).

2.Correction factor (dB/m) = Antenna Factor (dB/m) + Cable loss (dB) – Pre-Amplifier gain (dB).

3.When the peak results are less than average limit, so not need to evaluate the average.

Standard:	FCC Part 15.407	Test Distance:	3 m
Test item:	Band edge		
Frequency:	5755 MHz		
Mode:	802.11ax HE40		
Ant.Polar.:	Vertical		



Standard:	FCC Part 15.407	Test Distance:	3 m
Test item:	Band edge		
Frequency:	5755 MHz		
Mode:	802.11ax HE40		
Ant.Polar.:	Vertical		

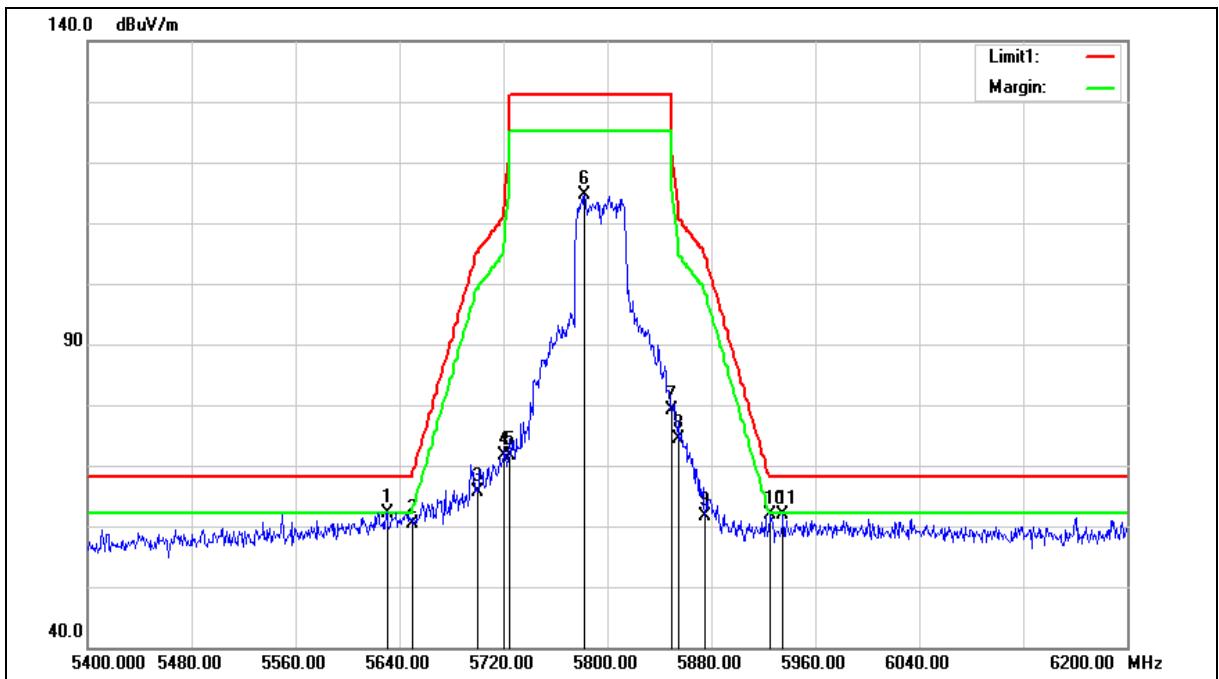
No.	Frequency (MHz)	Reading (dBuV)	Correct Factor (dB/m)	Result (dBuV/m)	Limit (dBuV/m)	Margin (dB)	Remark
1	5644.800	61.05	0.96	62.01	68.20	-6.19	peak
2	5650.000	59.55	0.97	60.52	68.20	-7.68	peak
3	5700.000	71.74	1.11	72.85	105.20	-32.35	peak
4	5720.000	83.26	1.17	84.43	110.80	-26.37	peak
5	5725.000	85.60	1.18	86.78	122.20	-35.42	peak
6	5744.800	111.05	1.23	112.28	131.20	-18.92	peak
7	5850.000	62.76	1.52	64.28	122.20	-57.92	peak
8	5855.000	62.11	1.53	63.64	110.80	-47.16	peak
9	5875.000	58.17	1.59	59.76	105.20	-45.44	peak
10	5925.000	57.91	1.72	59.63	68.20	-8.57	peak
11	5938.400	60.71	1.76	62.47	68.20	-5.73	peak

Note:1.Result (dBuV/m) = Correct Factor (dB/m) + Reading(dBuV).

2.Correction factor (dB/m) = Antenna Factor (dB/m) + Cable loss (dB) – Pre-Amplifier gain (dB).

3.When the peak results are less than average limit, so not need to evaluate the average.

Standard:	FCC Part 15.407	Test Distance:	3 m
Test item:	Band edge		
Frequency:	5795 MHz		
Mode:	802.11ax HE40		
Ant.Polar.:	Horizontal		



Standard:	FCC Part 15.407	Test Distance:	3 m
Test item:	Band edge		
Frequency:	5795 MHz		
Mode:	802.11ax HE40		
Ant.Polar.:	Horizontal		

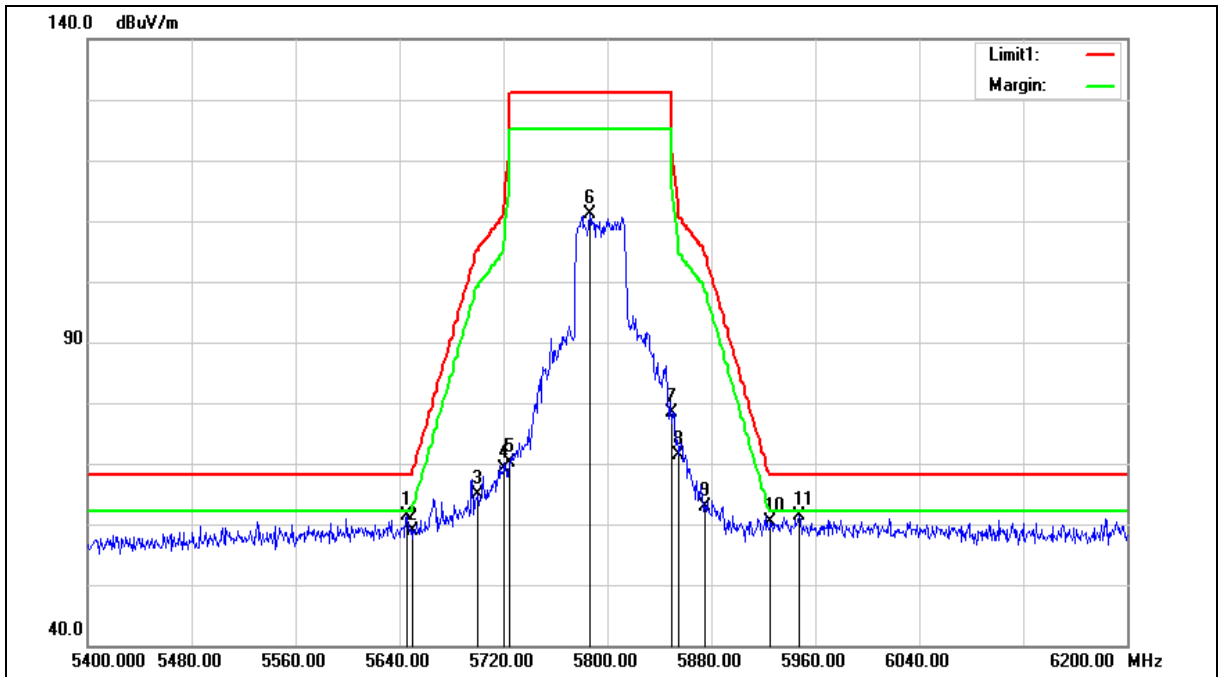
No.	Frequency (MHz)	Reading (dBuV)	Correct Factor (dB/m)	Result (dBuV/m)	Limit (dBuV/m)	Margin (dB)	Remark
1	5630.400	61.31	0.93	62.24	68.20	-5.96	peak
2	5650.000	59.45	0.97	60.42	68.20	-7.78	peak
3	5700.000	64.63	1.11	65.74	105.20	-39.46	peak
4	5720.000	70.57	1.17	71.74	110.80	-39.06	peak
5	5725.000	70.48	1.18	71.66	122.20	-50.54	peak
6	5782.400	113.28	1.33	114.61	131.20	-16.59	peak
7	5850.000	77.52	1.52	79.04	122.20	-43.16	peak
8	5855.000	72.89	1.53	74.42	110.80	-36.38	peak
9	5875.000	60.04	1.59	61.63	105.20	-43.57	peak
10	5925.000	60.08	1.72	61.80	68.20	-6.40	peak
11	5935.200	60.16	1.74	61.90	68.20	-6.30	peak

Note:1.Result (dBuV/m) = Correct Factor (dB/m) + Reading(dBuV).

2.Correction factor (dB/m) = Antenna Factor (dB/m) + Cable loss (dB) – Pre-Amplifier gain (dB).

3.When the peak results are less than average limit, so not need to evaluate the average.

Standard:	FCC Part 15.407	Test Distance:	3 m
Test item:	Band edge		
Frequency:	5795 MHz		
Mode:	802.11ax HE40		
Ant.Polar.:	Vertical		



Standard:	FCC Part 15.407	Test Distance:	3 m
Test item:	Band edge		
Frequency:	5795 MHz		
Mode:	802.11ax HE40		
Ant.Polar.:	Vertical		

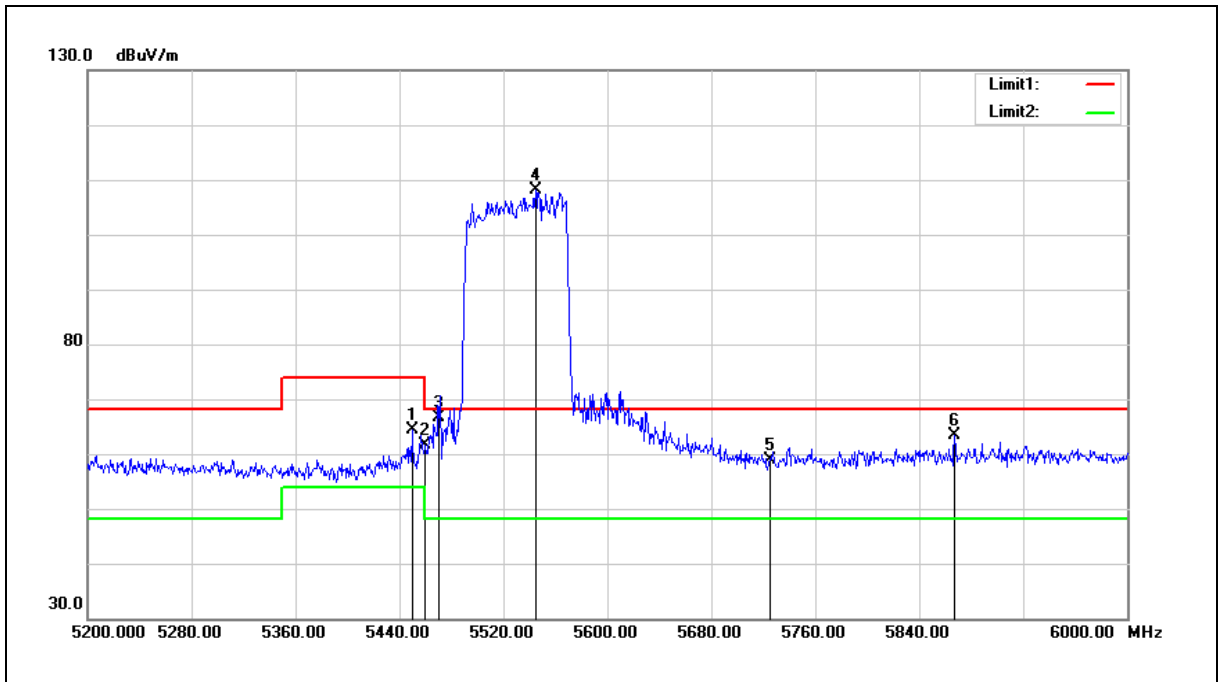
No.	Frequency (MHz)	Reading (dBuV)	Correct Factor (dB/m)	Result (dBuV/m)	Limit (dBuV/m)	Margin (dB)	Remark
1	5645.600	60.34	0.96	61.30	68.20	-6.90	peak
2	5650.000	57.88	0.97	58.85	68.20	-9.35	peak
3	5700.000	63.75	1.11	64.86	105.20	-40.34	peak
4	5720.000	67.94	1.17	69.11	110.80	-41.69	peak
5	5725.000	69.00	1.18	70.18	122.20	-52.02	peak
6	5786.400	109.91	1.34	111.25	131.20	-19.95	peak
7	5850.000	76.94	1.52	78.46	122.20	-43.74	peak
8	5855.000	69.93	1.53	71.46	110.80	-39.34	peak
9	5875.000	61.26	1.59	62.85	105.20	-42.35	peak
10	5925.000	58.59	1.72	60.31	68.20	-7.89	peak
11	5948.000	59.58	1.78	61.36	68.20	-6.84	peak

Note:1.Result (dBuV/m) = Correct Factor (dB/m) + Reading(dBuV).

2.Correction factor (dB/m) = Antenna Factor (dB/m) + Cable loss (dB) – Pre-Amplifier gain (dB).

3.When the peak results are less than average limit, so not need to evaluate the average.

Standard:	FCC Part 15.407	Test Distance:	3 m
Test item:	Band edge		
Frequency:	5530 MHz		
Mode:	802.11ax HE80		
Ant.Polar.:	Horizontal		



No.	Frequency (MHz)	Reading (dBuV)	Correct Factor (dB/m)	Result (dBuV/m)	Limit (dBuV/m)	Margin (dB)	Remark
1	5449.600	63.86	0.48	64.34	74.00	-9.66	peak
2	5460.000	61.11	0.51	61.62	74.00	-12.38	peak
3	5470.000	66.19	0.52	66.71	68.20	-1.49	peak
4	5544.800	107.49	0.69	108.18	68.20	39.98	peak
5	5725.000	57.58	1.18	58.76	68.20	-9.44	peak
6	5867.200	61.82	1.56	63.38	68.20	-4.82	peak

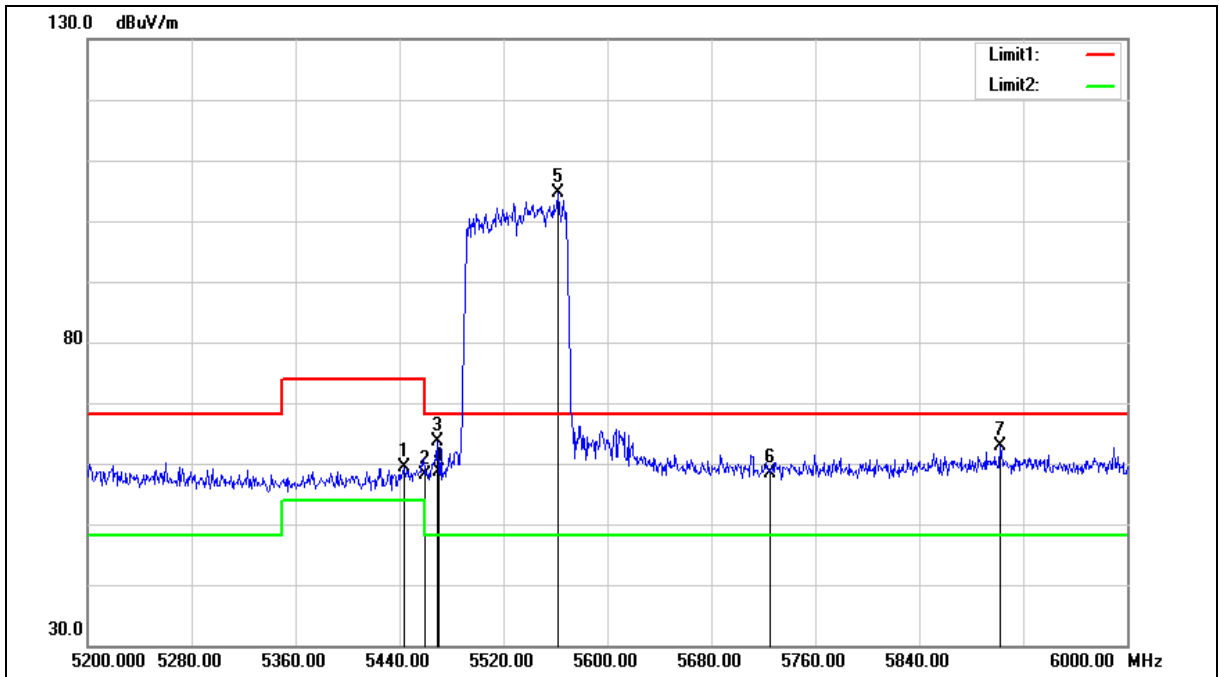
Note: 1. Result (dBuV/m) = Correct Factor (dB/m) + Reading (dBuV).

2. Correction factor (dB/m) = Antenna Factor (dB/m) + Cable loss (dB) – Pre-Amplifier gain (dB).

3. When the peak results are less than average limit, so not need to evaluate the average.



Standard:	FCC Part 15.407	Test Distance:	3 m
Test item:	Band edge		
Frequency:	5530 MHz		
Mode:	802.11ax HE80		
Ant.Polar.:	Vertical		



Standard:	FCC Part 15.407	Test Distance:	3 m
Test item:	Band edge		
Frequency:	5530 MHz		
Mode:	802.11ax HE80		
Ant.Polar.:	Vertical		

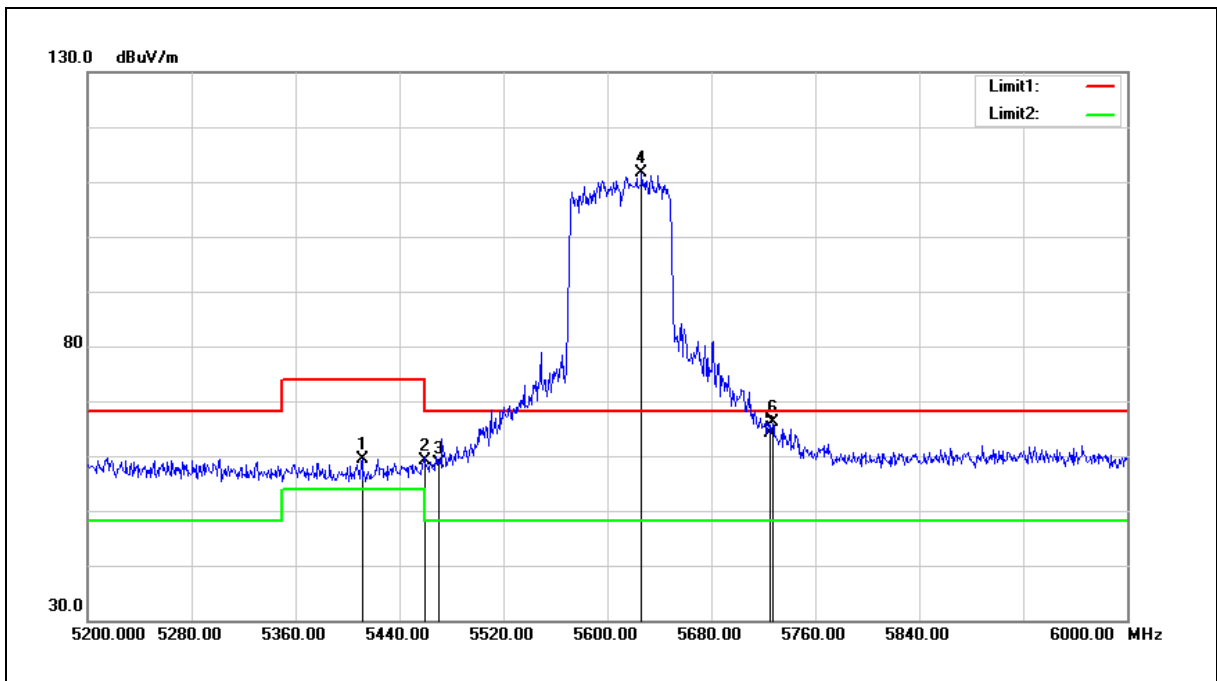
No.	Frequency (MHz)	Reading (dBuV)	Correct Factor (dB/m)	Result (dBuV/m)	Limit (dBuV/m)	Margin (dB)	Remark
1	5444.000	58.92	0.47	59.39	74.00	-14.61	peak
2	5460.000	57.72	0.51	58.23	74.00	-15.77	peak
3	5468.800	63.21	0.52	63.73	68.20	-4.47	peak
4	5470.000	58.07	0.52	58.59	68.20	-9.61	peak
5	5561.600	103.77	0.74	104.51	68.20	36.31	peak
6	5725.000	57.28	1.18	58.46	68.20	-9.74	peak
7	5902.400	61.13	1.66	62.79	68.20	-5.41	peak

Note: 1. Result (dBuV/m) = Correct Factor (dB/m) + Reading (dBuV).

2. Correction factor (dB/m) = Antenna Factor (dB/m) + Cable loss (dB) – Pre-Amplifier gain (dB).

3. When the peak results are less than average limit, so not need to evaluate the average.

Standard:	FCC Part 15.407	Test Distance:	3 m
Test item:	Band edge		
Frequency:	5610 MHz		
Mode:	802.11ax HE80		
Ant.Polar.:	Horizontal		



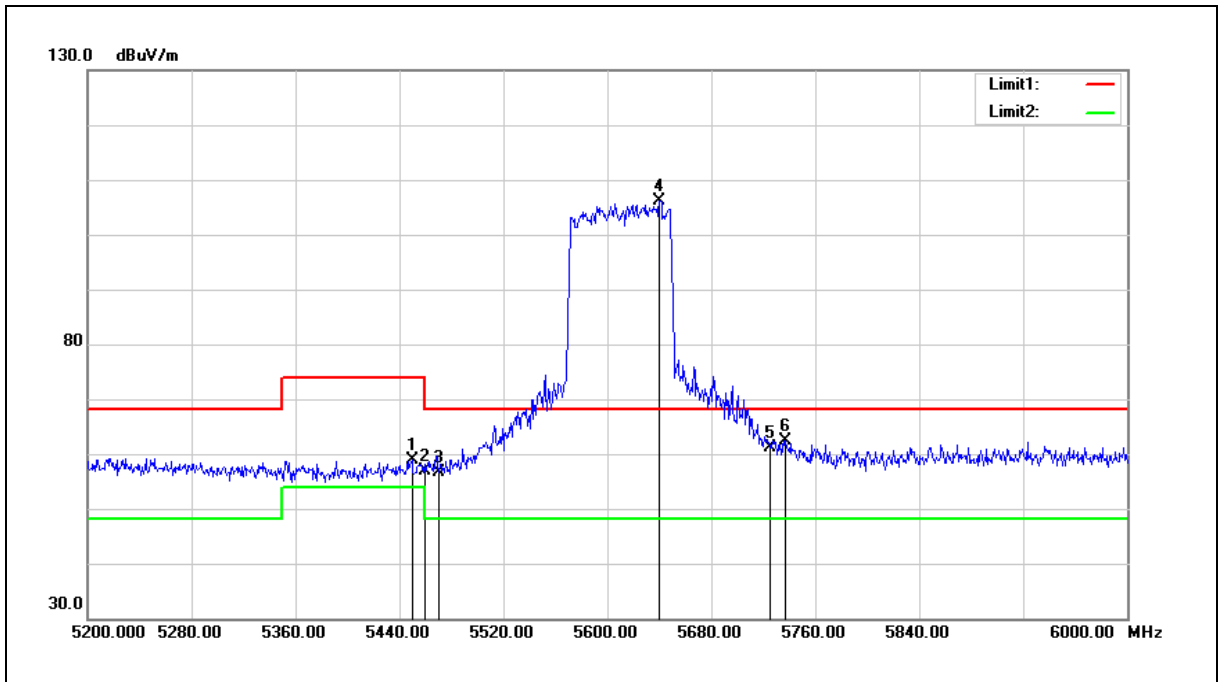
No.	Frequency (MHz)	Reading (dBuV)	Correct Factor (dB/m)	Result (dBuV/m)	Limit (dBuV/m)	Margin (dB)	Remark
1	5411.200	59.01	0.41	59.42	74.00	-14.58	peak
2	5460.000	58.69	0.51	59.20	74.00	-14.80	peak
3	5470.000	58.19	0.52	58.71	68.20	-9.49	peak
4	5626.400	110.60	0.92	111.52	68.20	43.32	peak
5	5725.000	62.96	1.18	64.14	68.20	-4.06	peak
6	5727.200	64.97	1.18	66.15	68.20	-2.05	peak

Note: 1. Result (dBuV/m) = Correct Factor (dB/m) + Reading (dBuV).

2. Correction factor (dB/m) = Antenna Factor (dB/m) + Cable loss (dB) – Pre-Amplifier gain (dB).

3. When the peak results are less than average limit, so not need to evaluate the average.

Standard:	FCC Part 15.407	Test Distance:	3 m
Test item:	Band edge		
Frequency:	5610 MHz		
Mode:	802.11ax HE80		
Ant.Polar.:	Vertical		



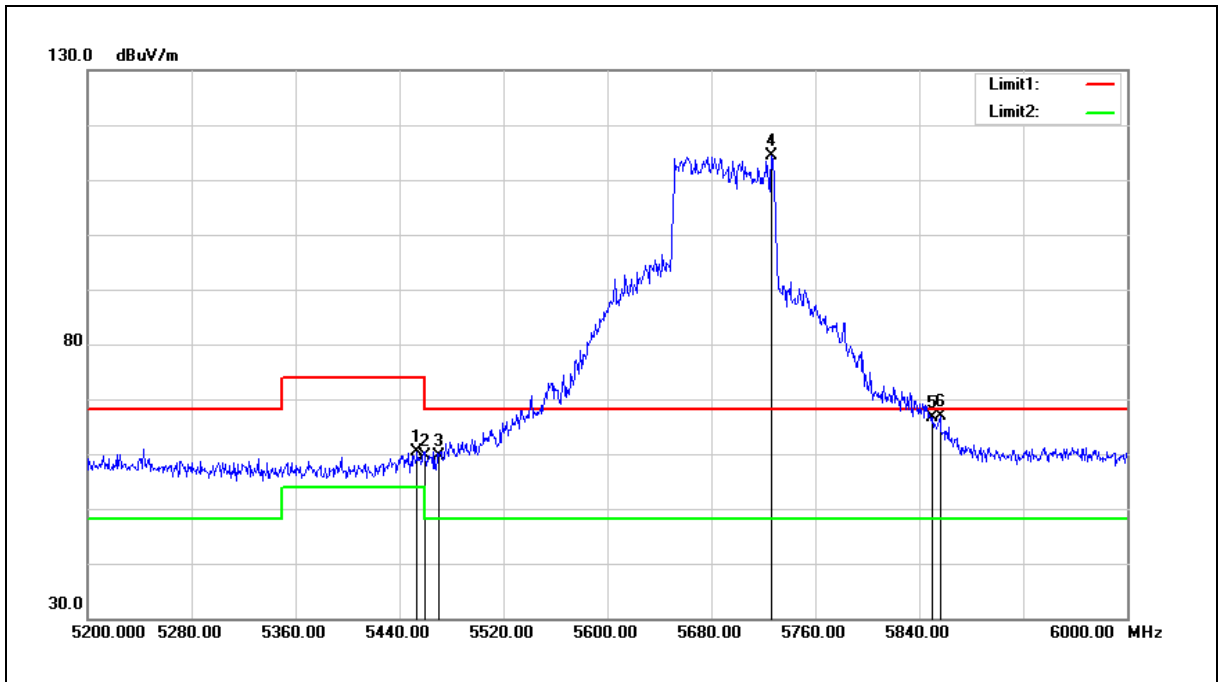
No.	Frequency (MHz)	Reading (dBuV)	Correct Factor (dB/m)	Result (dBuV/m)	Limit (dBuV/m)	Margin (dB)	Remark
1	5449.600	58.34	0.48	58.82	74.00	-15.18	peak
2	5460.000	56.28	0.51	56.79	74.00	-17.21	peak
3	5470.000	56.19	0.52	56.71	68.20	-11.49	peak
4	5640.000	105.05	0.96	106.01	68.20	37.81	peak
5	5725.000	59.91	1.18	61.09	68.20	-7.11	peak
6	5736.800	61.20	1.21	62.41	68.20	-5.79	peak

Note:1.Result (dBuV/m) = Correct Factor (dB/m) + Reading(dBuV).

2.Correction factor (dB/m) = Antenna Factor (dB/m) + Cable loss (dB) – Pre-Amplifier gain (dB).

3.When the peak results are less than average limit, so not need to evaluate the average.

Standard:	FCC Part 15.407	Test Distance:	3 m
Test item:	Band edge		
Frequency:	5690 MHz		
Mode:	802.11ax HE80		
Ant.Polar.:	Horizontal		



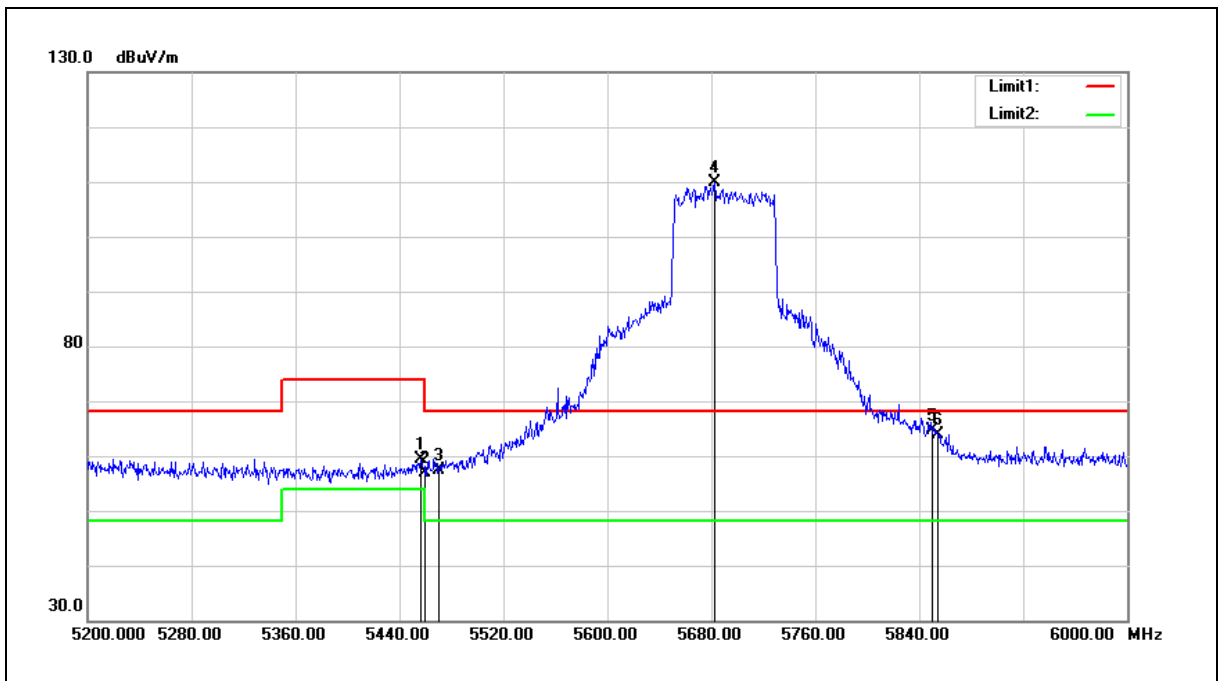
No.	Frequency (MHz)	Reading (dBuV)	Correct Factor (dB/m)	Result (dBuV/m)	Limit (dBuV/m)	Margin (dB)	Remark
1	5453.600	59.89	0.48	60.37	74.00	-13.63	peak
2	5460.000	59.07	0.51	59.58	74.00	-14.42	peak
3	5470.000	59.14	0.52	59.66	68.20	-8.54	peak
4	5726.400	113.23	1.18	114.41	68.20	46.21	peak
5	5850.000	64.99	1.52	66.51	68.20	-1.69	peak
6	5856.000	65.25	1.53	66.78	68.20	-1.42	peak

Note: 1. Result (dBuV/m) = Correct Factor (dB/m) + Reading (dBuV).

2. Correction factor (dB/m) = Antenna Factor (dB/m) + Cable loss (dB) – Pre-Amplifier gain (dB).

3. When the peak results are less than average limit, so not need to evaluate the average.

Standard:	FCC Part 15.407	Test Distance:	3 m
Test item:	Band edge		
Frequency:	5690 MHz		
Mode:	802.11ax HE80		
Ant.Polar.:	Vertical		



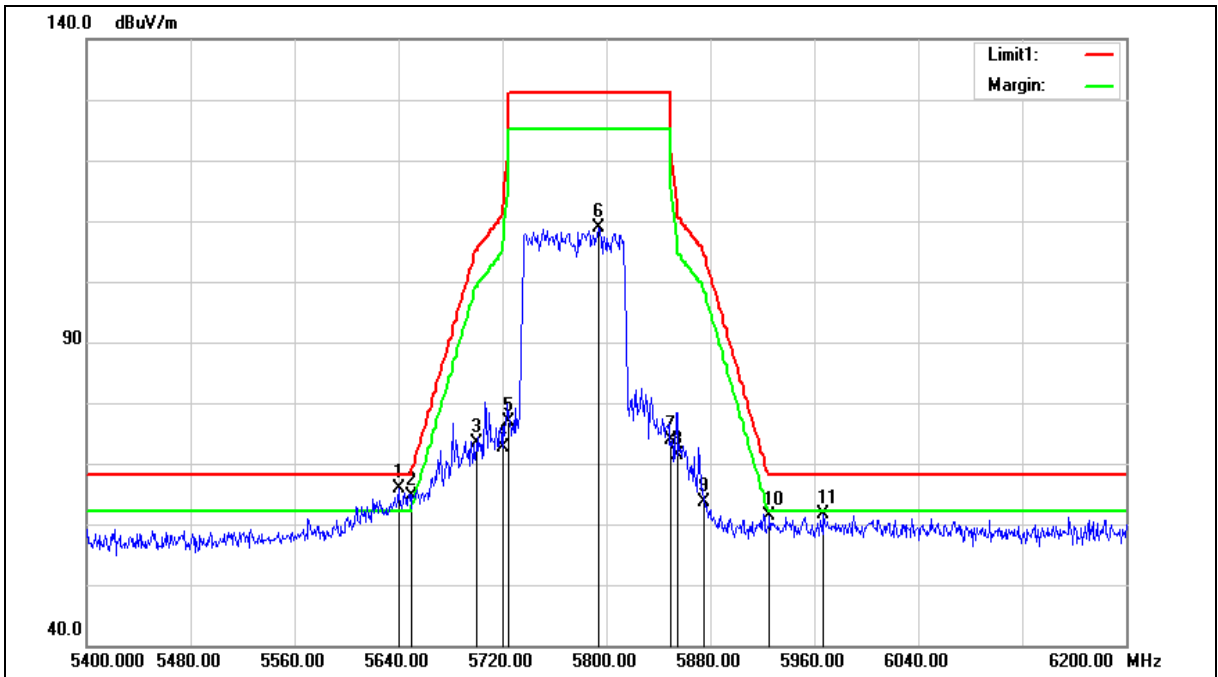
No.	Frequency (MHz)	Reading (dBuV)	Correct Factor (dB/m)	Result (dBuV/m)	Limit (dBuV/m)	Margin (dB)	Remark
1	5456.000	58.84	0.49	59.33	74.00	-14.67	peak
2	5460.000	56.35	0.51	56.86	74.00	-17.14	peak
3	5470.000	56.84	0.52	57.36	68.20	-10.84	peak
4	5682.400	108.70	1.07	109.77	68.20	41.57	peak
5	5850.000	63.06	1.52	64.58	68.20	-3.62	peak
6	5854.400	62.38	1.53	63.91	68.20	-4.29	peak

Note: 1. Result (dBuV/m) = Correct Factor (dB/m) + Reading (dBuV).

2. Correction factor (dB/m) = Antenna Factor (dB/m) + Cable loss (dB) – Pre-Amplifier gain (dB).

3. When the peak results are less than average limit, so not need to evaluate the average.

Standard:	FCC Part 15.407	Test Distance:	3 m
Test item:	Band edge		
Frequency:	5775 MHz		
Mode:	802.11ax HE80		
Ant.Polar.:	Horizontal		



Standard:	FCC Part 15.407	Test Distance:	3 m
Test item:	Band edge		
Frequency:	5775 MHz		
Mode:	802.11ax HE80		
Ant.Polar.:	Horizontal		

No.	Frequency (MHz)	Reading (dBuV)	Correct Factor (dB/m)	Result (dBuV/m)	Limit (dBuV/m)	Margin (dB)	Remark
1	5640.000	64.83	0.96	65.79	68.20	-2.41	peak
2	5650.000	63.78	0.97	64.75	68.20	-3.45	peak
3	5700.000	72.22	1.11	73.33	105.20	-31.87	peak
4	5720.000	71.57	1.17	72.74	110.80	-38.06	peak
5	5725.000	75.68	1.18	76.86	122.20	-45.34	peak
6	5794.400	107.61	1.36	108.97	131.20	-22.23	peak
7	5850.000	72.38	1.52	73.90	122.20	-48.30	peak
8	5855.000	69.85	1.53	71.38	110.80	-39.42	peak
9	5875.000	62.05	1.59	63.64	105.20	-41.56	peak
10	5925.000	59.59	1.72	61.31	68.20	-6.89	peak
11	5967.200	59.72	1.84	61.56	68.20	-6.64	peak

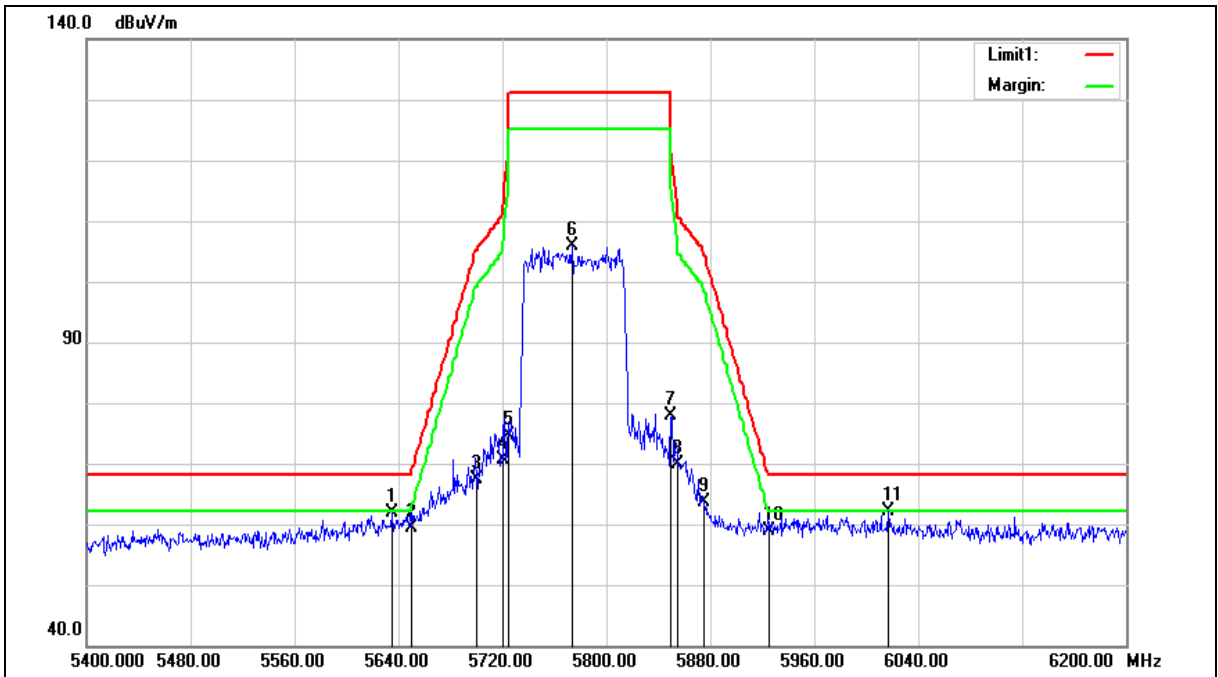
Note:1.Result (dBuV/m) = Correct Factor (dB/m) + Reading(dBuV).

2.Correction factor (dB/m) = Antenna Factor (dB/m) + Cable loss (dB) – Pre-Amplifier gain (dB).

3.When the peak results are less than average limit, so not need to evaluate the average.



Standard:	FCC Part 15.407	Test Distance:	3 m
Test item:	Band edge		
Frequency:	5775 MHz		
Mode:	802.11ax HE80		
Ant.Polar.:	Vertical		



Standard:	FCC Part 15.407	Test Distance:	3 m
Test item:	Band edge		
Frequency:	5775 MHz		
Mode:	802.11ax HE80		
Ant.Polar.:	Vertical		

No.	Frequency (MHz)	Reading (dBuV)	Correct Factor (dB/m)	Result (dBuV/m)	Limit (dBuV/m)	Margin (dB)	Remark
1	5635.200	60.87	0.93	61.80	68.20	-6.40	peak
2	5650.000	58.45	0.97	59.42	68.20	-8.78	peak
3	5700.000	66.31	1.11	67.42	105.20	-37.78	peak
4	5720.000	69.50	1.17	70.67	110.80	-40.13	peak
5	5725.000	73.57	1.18	74.75	122.20	-47.45	peak
6	5773.600	104.67	1.31	105.98	131.20	-25.22	peak
7	5850.000	76.44	1.52	77.96	122.20	-44.24	peak
8	5855.000	68.34	1.53	69.87	110.80	-40.93	peak
9	5875.000	62.08	1.59	63.67	105.20	-41.53	peak
10	5925.000	57.12	1.72	58.84	68.20	-9.36	peak
11	6016.800	60.18	1.98	62.16	68.20	-6.04	peak

Note:1.Result (dBuV/m) = Correct Factor (dB/m) + Reading(dBuV).

2.Correction factor (dB/m) = Antenna Factor (dB/m) + Cable loss (dB) – Pre-Amplifier gain (dB).

3.When the peak results are less than average limit, so not need to evaluate the average.