

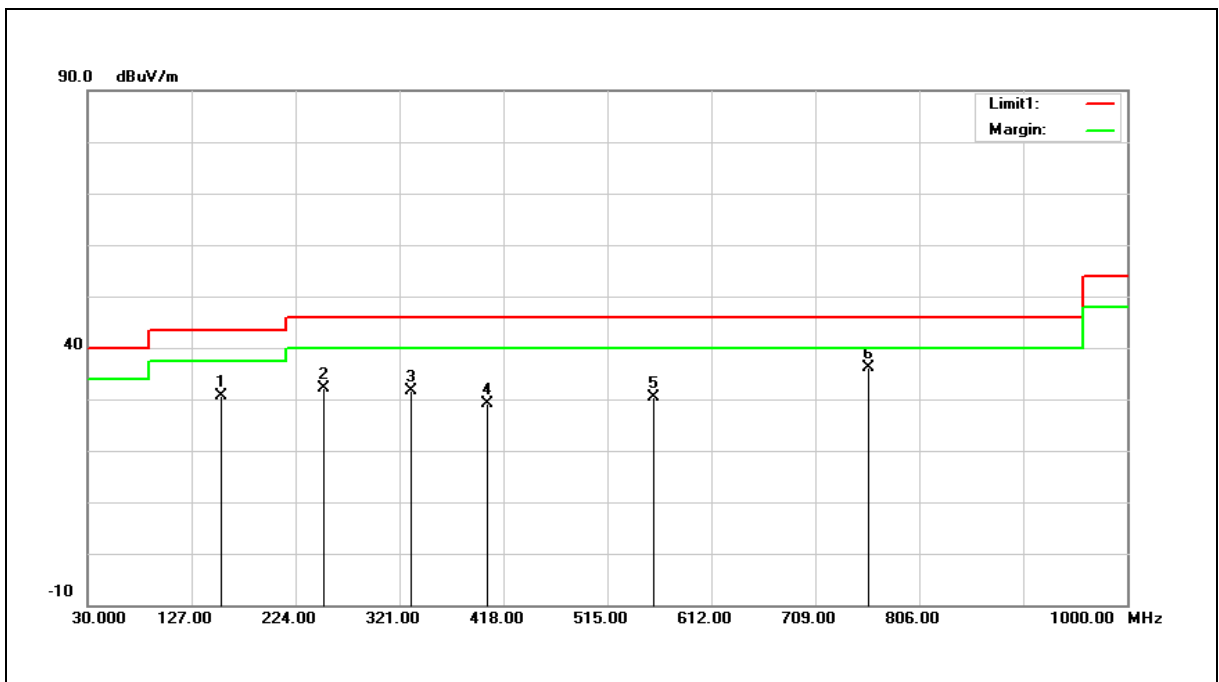
Appendix A. Radiated Emission Measurement

Low Band B1 & B2A 1X1

Harmonic

Below 1 GHz

Standard:	FCC Part 15.407	Test Distance:	3 m
Test item:	Radiated Emission		
Frequency:	5260 MHz		
Mode:	802.11ax HE20		
Ant.Polar.:	Horizontal		



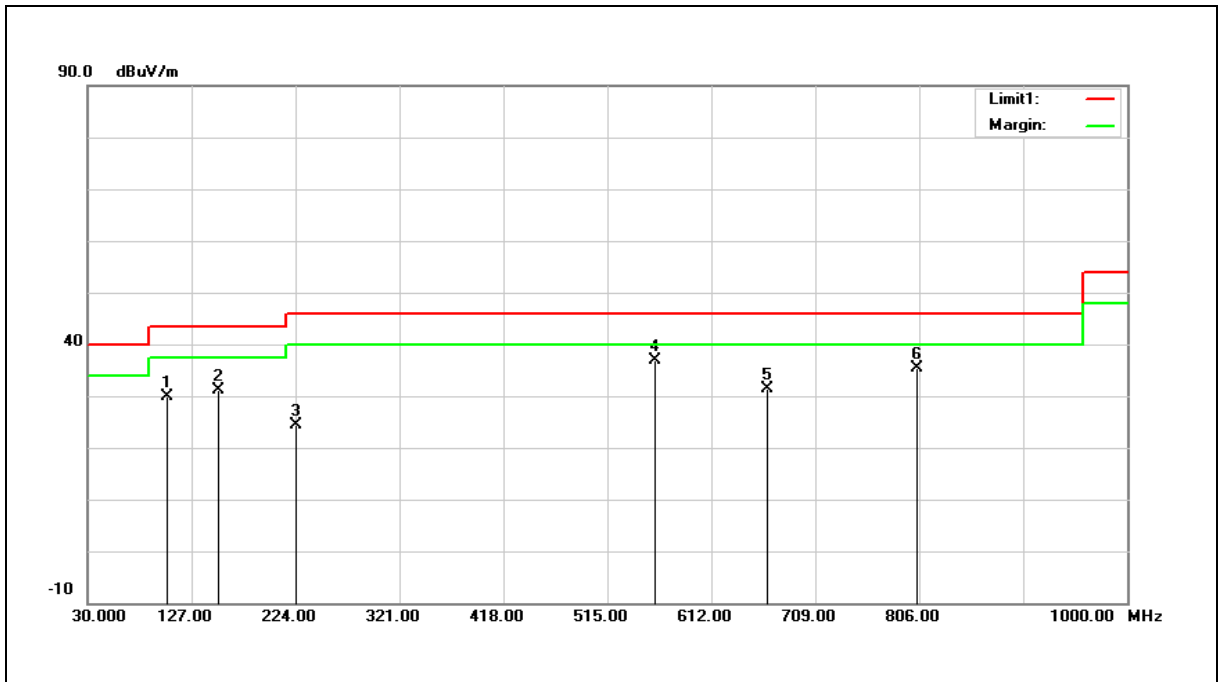
No.	Frequency (MHz)	Reading (dBuV)	Correct Factor (dB/m)	Result (dBuV/m)	Limit (dBuV/m)	Margin (dB)	Remark
1	154.1600	37.05	-6.48	30.57	43.50	-12.93	QP
2	250.1900	39.32	-7.21	32.11	46.00	-13.89	QP
3	331.6700	36.97	-5.29	31.68	46.00	-14.32	QP
4	402.4800	32.48	-3.35	29.13	46.00	-16.87	QP
5	558.6500	30.84	-0.37	30.47	46.00	-15.53	QP
6	758.4700	32.52	3.53	36.05	46.00	-9.95	QP

Note:1.Result (dBuV/m) = Correct Factor (dB/m) + Reading(dBuV).

2.Correction factor (dB/m) = Antenna Factor (dB/m) + Cable loss (dB) – Pre-Amplifier gain (dB).

3.When the peak results are less than average limit, so not need to evaluate the average.

Standard:	FCC Part 15.407	Test Distance:	3 m
Test item:	Radiated Emission		
Frequency:	5260 MHz		
Mode:	802.11ax HE20		
Ant.Polar.:	Vertical		



No.	Frequency (MHz)	Reading (dBuV)	Correct Factor (dB/m)	Result (dBuV/m)	Limit (dBuV/m)	Margin (dB)	Remark
1	103.7200	41.12	-11.23	29.89	43.50	-13.61	QP
2	152.2200	37.68	-6.52	31.16	43.50	-12.34	QP
3	224.0000	32.69	-8.39	24.30	46.00	-21.70	QP
4	559.6200	37.20	-0.35	36.85	46.00	-9.15	QP
5	664.3800	29.53	1.90	31.43	46.00	-14.57	QP
6	804.0600	30.87	4.49	35.36	46.00	-10.64	QP

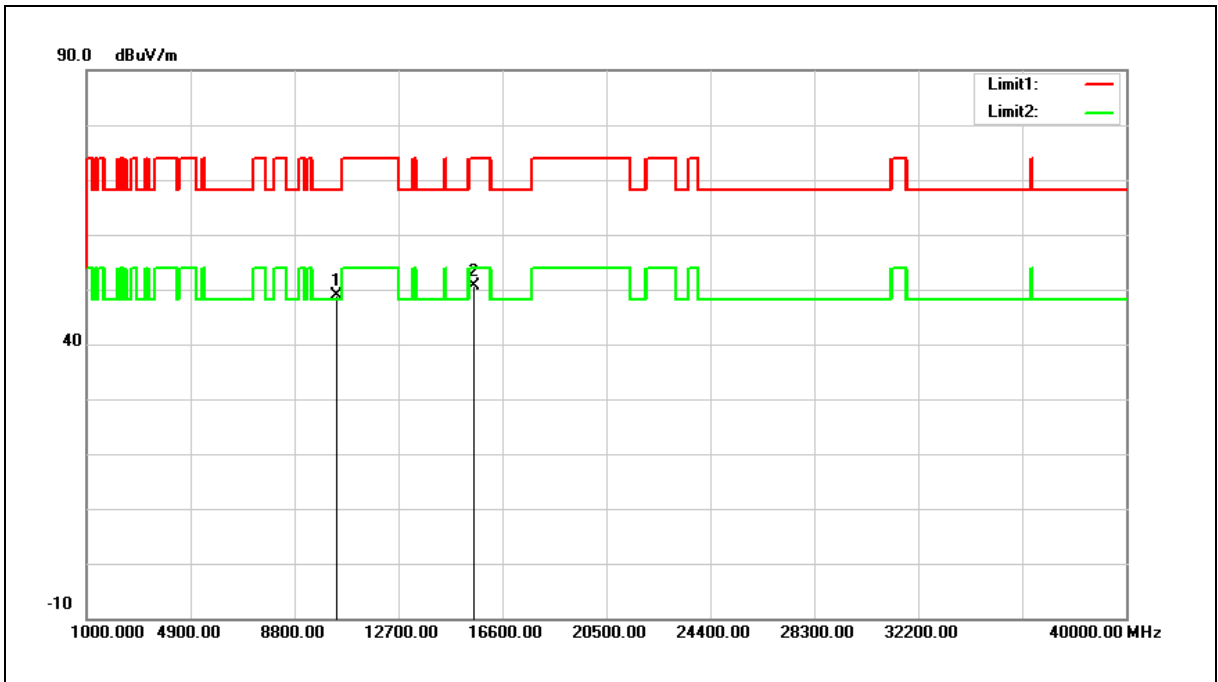
Note:1.Result (dBuV/m) = Correct Factor (dB/m) + Reading(dBuV).

2.Correction factor (dB/m) = Antenna Factor (dB/m) + Cable loss (dB) – Pre-Amplifier gain (dB).

3.When the peak results are less than average limit, so not need to evaluate the average.

Above 1 GHz

Standard:	FCC Part 15.407	Test Distance:	3 m
Test item:	Harmonic		
Frequency:	5180 MHz		
Mode:	802.11a		
Ant.Polar.:	Horizontal		



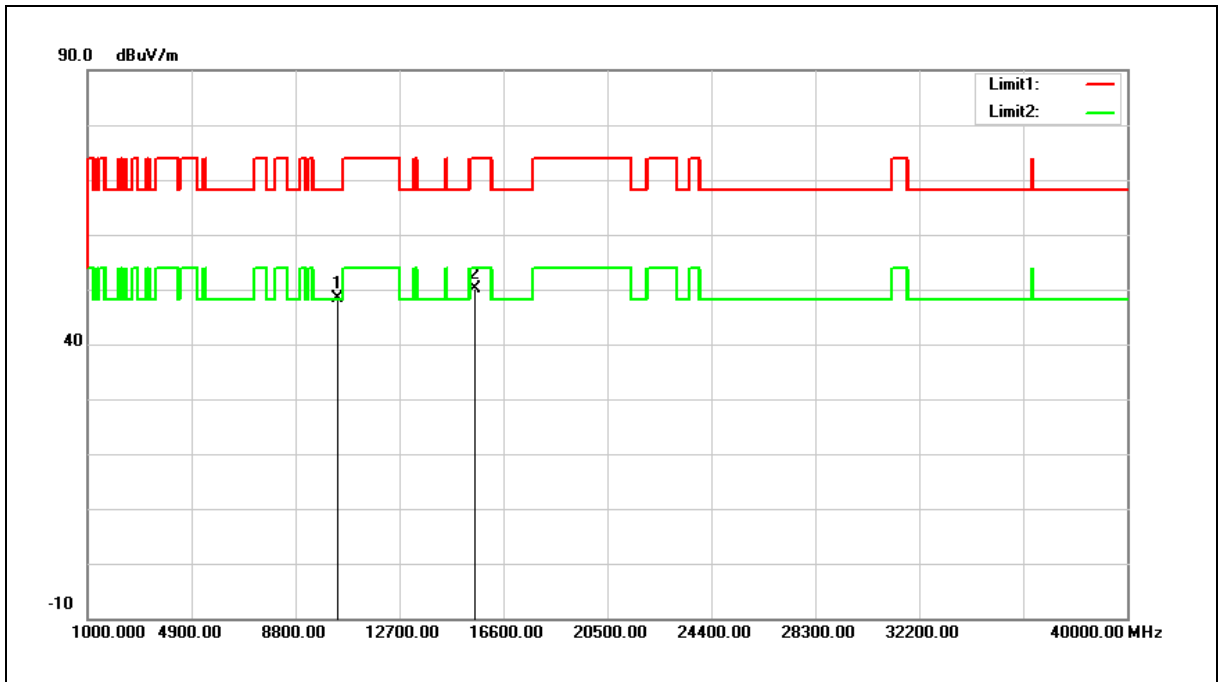
No.	Frequency (MHz)	Reading (dBuV)	Correct Factor (dB/m)	Result (dBuV/m)	Limit (dBuV/m)	Margin (dB)	Remark
1	10360.000	34.66	14.29	48.95	68.20	-19.25	peak
2	15540.000	33.69	16.86	50.55	74.00	-23.45	peak

Note:1.Result (dBuV/m) = Correct Factor (dB/m) + Reading(dBuV).

2.Correction factor (dB/m) = Antenna Factor (dB/m) + Cable loss (dB) – Pre-Amplifier gain (dB).

3.When the peak results are less than average limit, so not need to evaluate the average.

Standard:	FCC Part 15.407	Test Distance:	3 m
Test item:	Harmonic		
Frequency:	5180 MHz		
Mode:	802.11a		
Ant.Polar.:	Vertical		



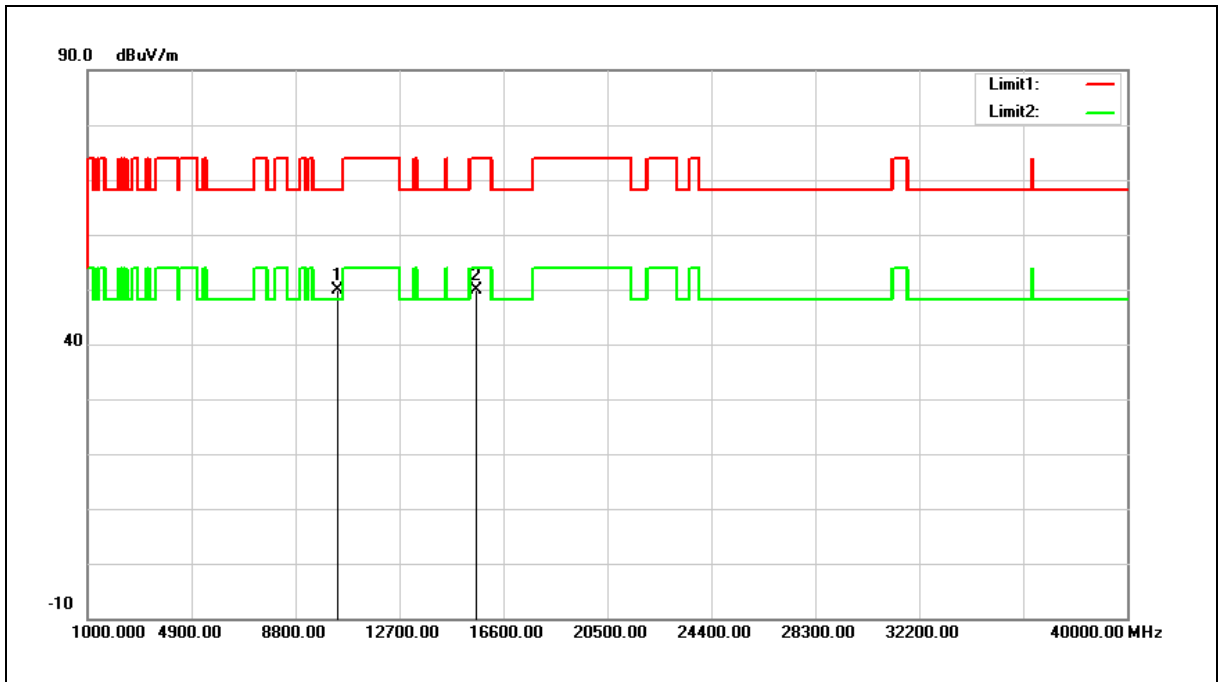
No.	Frequency (MHz)	Reading (dBuV)	Correct Factor (dB/m)	Result (dBuV/m)	Limit (dBuV/m)	Margin (dB)	Remark
1	10360.000	34.15	14.29	48.44	68.20	-19.76	peak
2	15540.000	33.36	16.86	50.22	74.00	-23.78	peak

Note:1.Result (dBuV/m) = Correct Factor (dB/m) + Reading(dBuV).

2.Correction factor (dB/m) = Antenna Factor (dB/m) + Cable loss (dB) – Pre-Amplifier gain (dB).

3.When the peak results are less than average limit, so not need to evaluate the average.

Standard:	FCC Part 15.407	Test Distance:	3 m
Test item:	Harmonic		
Frequency:	5200 MHz		
Mode:	802.11a		
Ant.Polar.:	Horizontal		



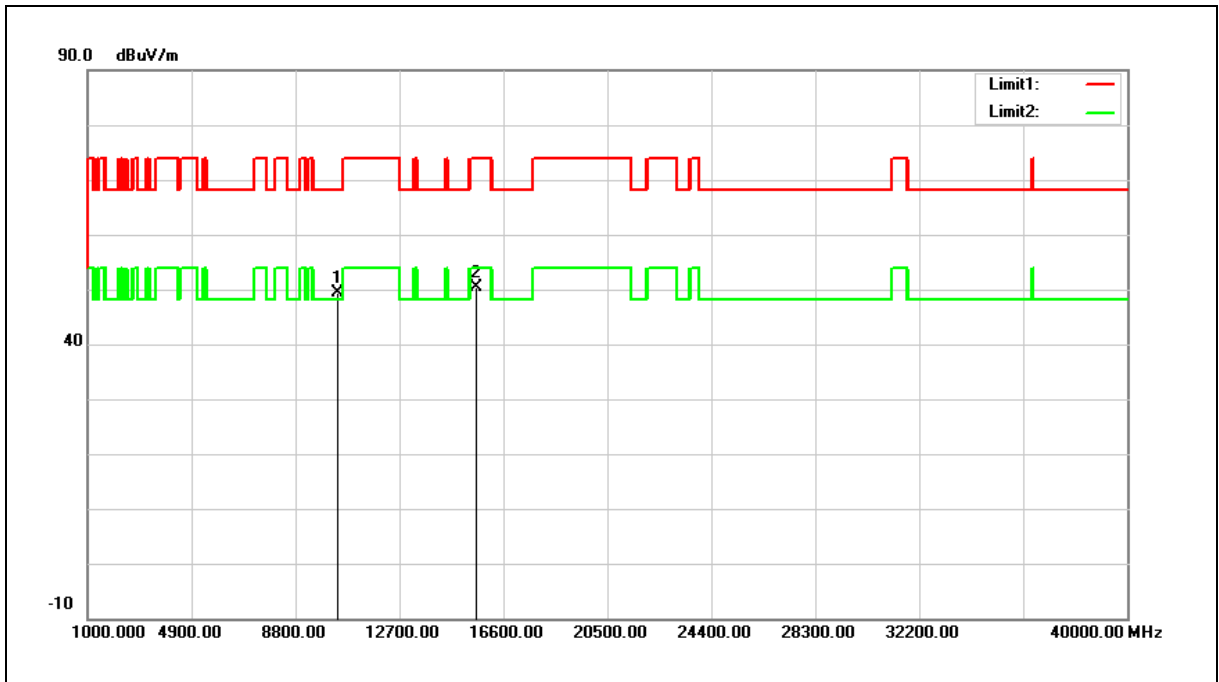
No.	Frequency (MHz)	Reading (dBuV)	Correct Factor (dB/m)	Result (dBuV/m)	Limit (dBuV/m)	Margin (dB)	Remark
1	10400.000	35.57	14.38	49.95	68.20	-18.25	peak
2	15600.000	33.33	16.65	49.98	74.00	-24.02	peak

Note:1.Result (dBuV/m) = Correct Factor (dB/m) + Reading(dBuV).

2.Correction factor (dB/m) = Antenna Factor (dB/m) + Cable loss (dB) – Pre-Amplifier gain (dB).

3.When the peak results are less than average limit, so not need to evaluate the average.

Standard:	FCC Part 15.407	Test Distance:	3 m
Test item:	Harmonic		
Frequency:	5200 MHz		
Mode:	802.11a		
Ant.Polar.:	Vertical		



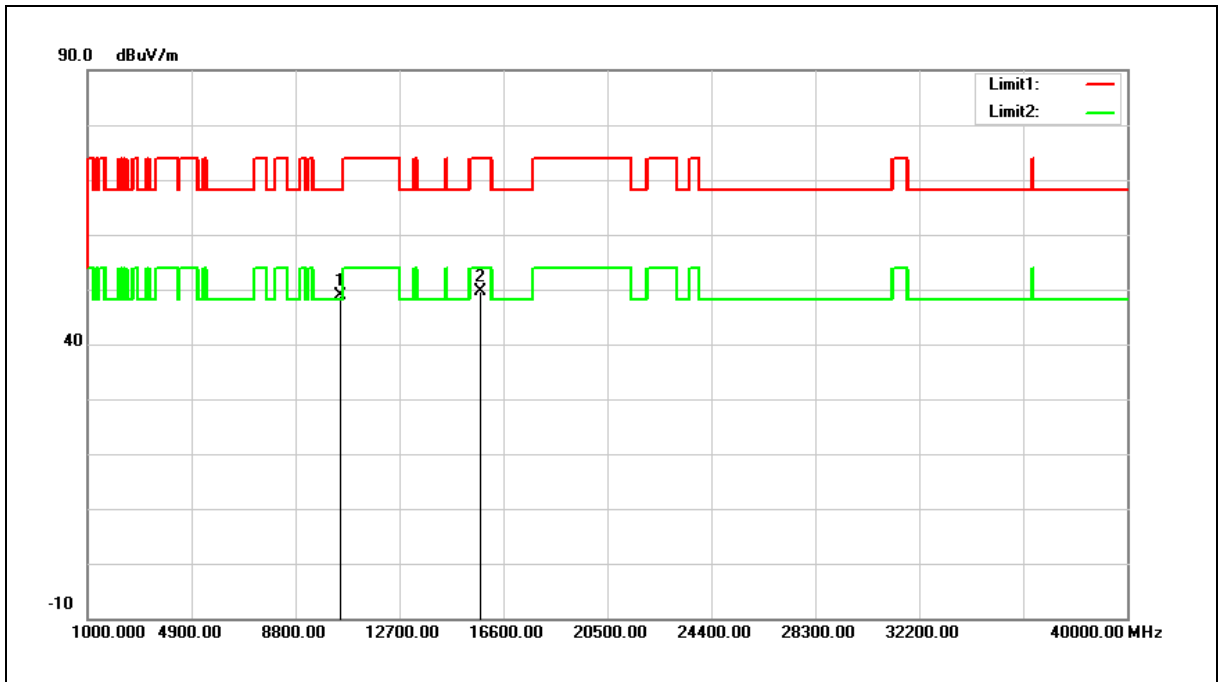
No.	Frequency (MHz)	Reading (dBuV)	Correct Factor (dB/m)	Result (dBuV/m)	Limit (dBuV/m)	Margin (dB)	Remark
1	10400.000	34.95	14.38	49.33	68.20	-18.87	peak
2	15600.000	33.76	16.65	50.41	74.00	-23.59	peak

Note:1.Result (dBuV/m) = Correct Factor (dB/m) + Reading(dBuV).

2.Correction factor (dB/m) = Antenna Factor (dB/m) + Cable loss (dB) – Pre-Amplifier gain (dB).

3.When the peak results are less than average limit, so not need to evaluate the average.

Standard:	FCC Part 15.407	Test Distance:	3 m
Test item:	Harmonic		
Frequency:	5240 MHz		
Mode:	802.11a		
Ant.Polar.:	Horizontal		



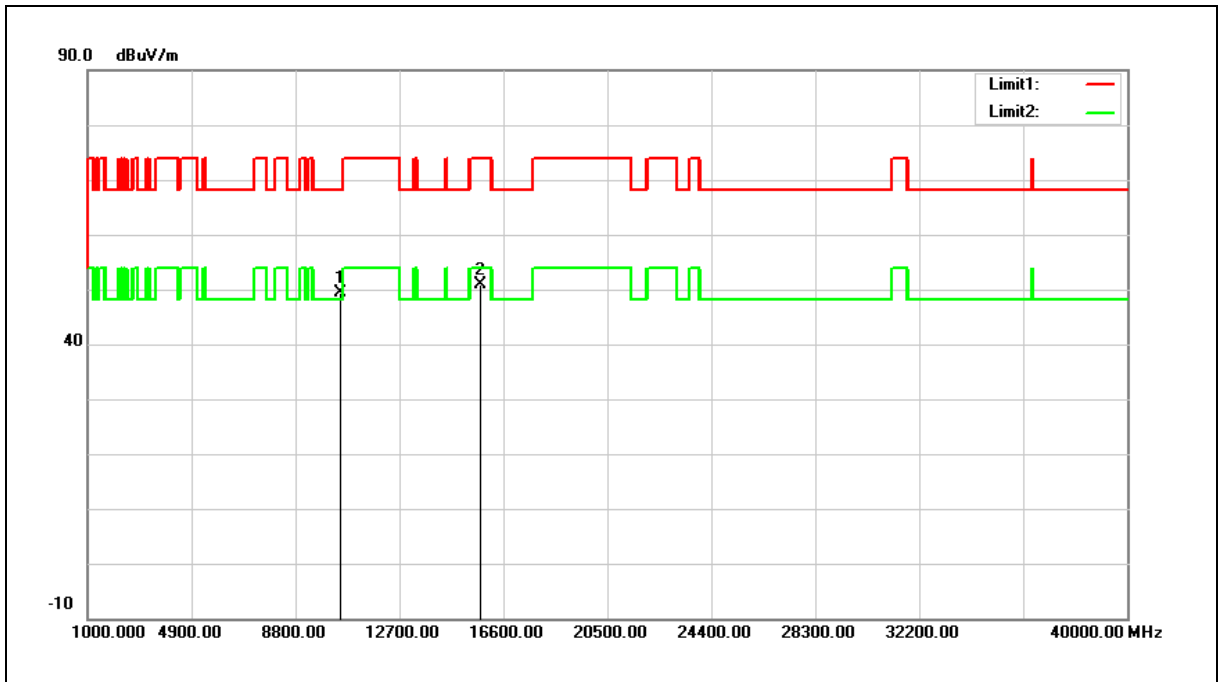
No.	Frequency (MHz)	Reading (dBuV)	Correct Factor (dB/m)	Result (dBuV/m)	Limit (dBuV/m)	Margin (dB)	Remark
1	10480.000	34.32	14.55	48.87	68.20	-19.33	peak
2	15720.000	33.34	16.24	49.58	74.00	-24.42	peak

Note:1.Result (dBuV/m) = Correct Factor (dB/m) + Reading(dBuV).

2.Correction factor (dB/m) = Antenna Factor (dB/m) + Cable loss (dB) – Pre-Amplifier gain (dB).

3.When the peak results are less than average limit, so not need to evaluate the average.

Standard:	FCC Part 15.407	Test Distance:	3 m
Test item:	Harmonic		
Frequency:	5240 MHz		
Mode:	802.11a		
Ant.Polar.:	Vertical		



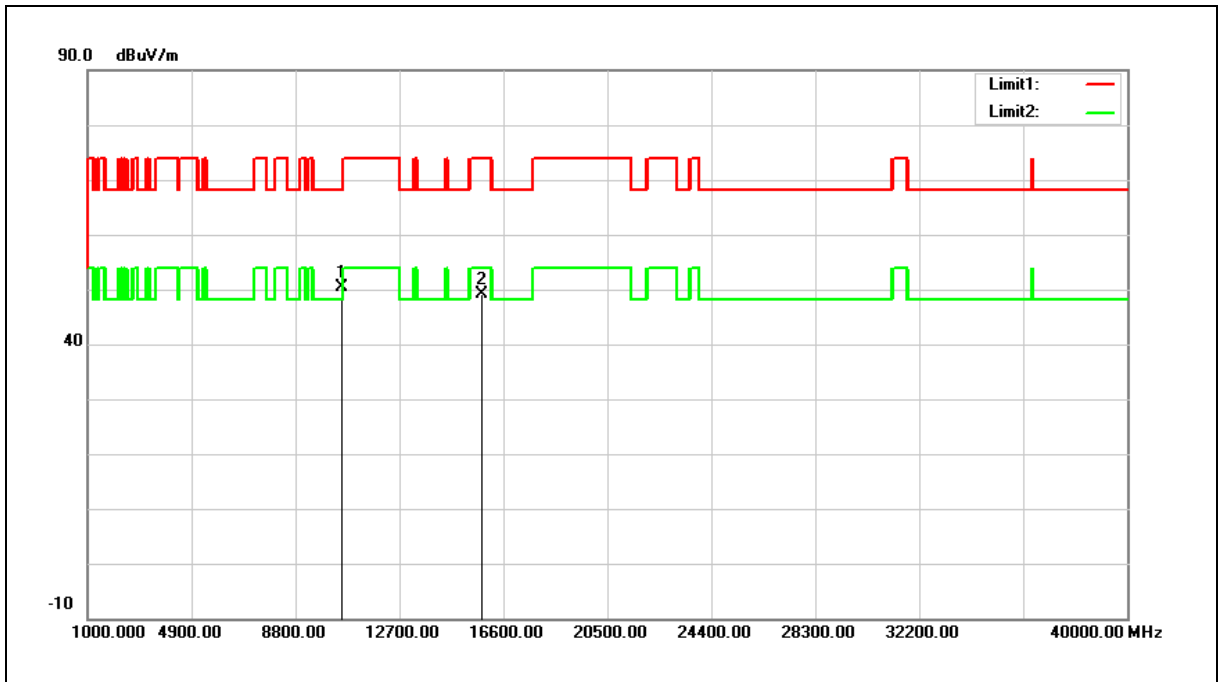
No.	Frequency (MHz)	Reading (dBuV)	Correct Factor (dB/m)	Result (dBuV/m)	Limit (dBuV/m)	Margin (dB)	Remark
1	10480.000	34.92	14.55	49.47	68.20	-18.73	peak
2	15720.000	34.70	16.24	50.94	74.00	-23.06	peak

Note:1.Result (dBuV/m) = Correct Factor (dB/m) + Reading(dBuV).

2.Correction factor (dB/m) = Antenna Factor (dB/m) + Cable loss (dB) – Pre-Amplifier gain (dB).

3.When the peak results are less than average limit, so not need to evaluate the average.

Standard:	FCC Part 15.407	Test Distance:	3 m
Test item:	Harmonic		
Frequency:	5260 MHz		
Mode:	802.11a		
Ant.Polar.:	Horizontal		



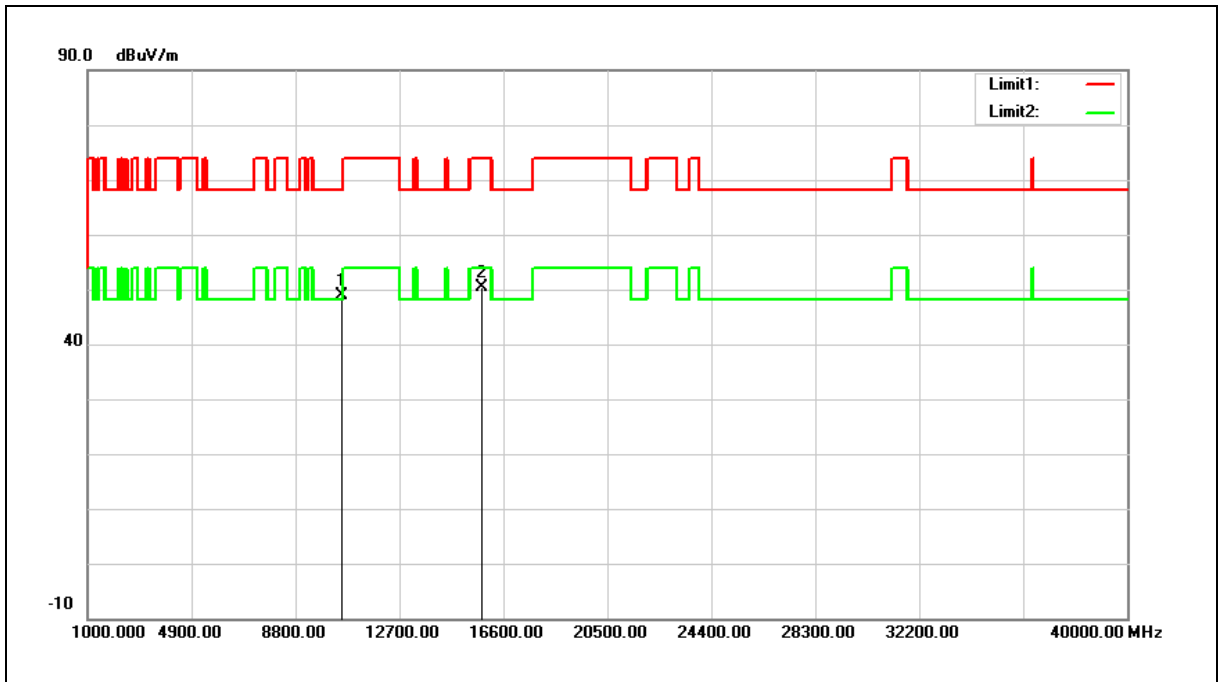
No.	Frequency (MHz)	Reading (dBuV)	Correct Factor (dB/m)	Result (dBuV/m)	Limit (dBuV/m)	Margin (dB)	Remark
1	10520.000	35.71	14.59	50.30	68.20	-17.90	peak
2	15780.000	32.96	16.06	49.02	74.00	-24.98	peak

Note:1.Result (dBuV/m) = Correct Factor (dB/m) + Reading(dBuV).

2.Correction factor (dB/m) = Antenna Factor (dB/m) + Cable loss (dB) – Pre-Amplifier gain (dB).

3.When the peak results are less than average limit, so not need to evaluate the average.

Standard:	FCC Part 15.407	Test Distance:	3 m
Test item:	Harmonic		
Frequency:	5260 MHz		
Mode:	802.11a		
Ant.Polar.:	Vertical		



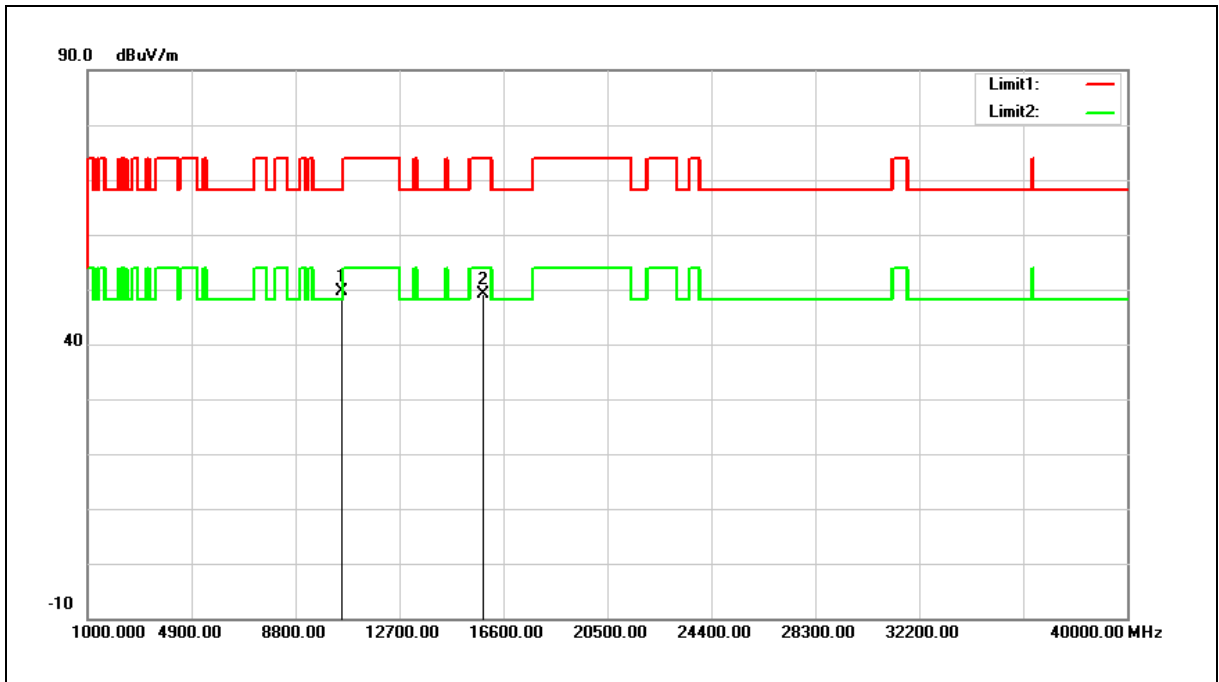
No.	Frequency (MHz)	Reading (dBuV)	Correct Factor (dB/m)	Result (dBuV/m)	Limit (dBuV/m)	Margin (dB)	Remark
1	10520.000	34.34	14.59	48.93	68.20	-19.27	peak
2	15780.000	34.41	16.06	50.47	74.00	-23.53	peak

Note:1.Result (dBuV/m) = Correct Factor (dB/m) + Reading(dBuV).

2.Correction factor (dB/m) = Antenna Factor (dB/m) + Cable loss (dB) – Pre-Amplifier gain (dB).

3.When the peak results are less than average limit, so not need to evaluate the average.

Standard:	FCC Part 15.407	Test Distance:	3 m
Test item:	Harmonic		
Frequency:	5280 MHz		
Mode:	802.11a		
Ant.Polar.:	Horizontal		



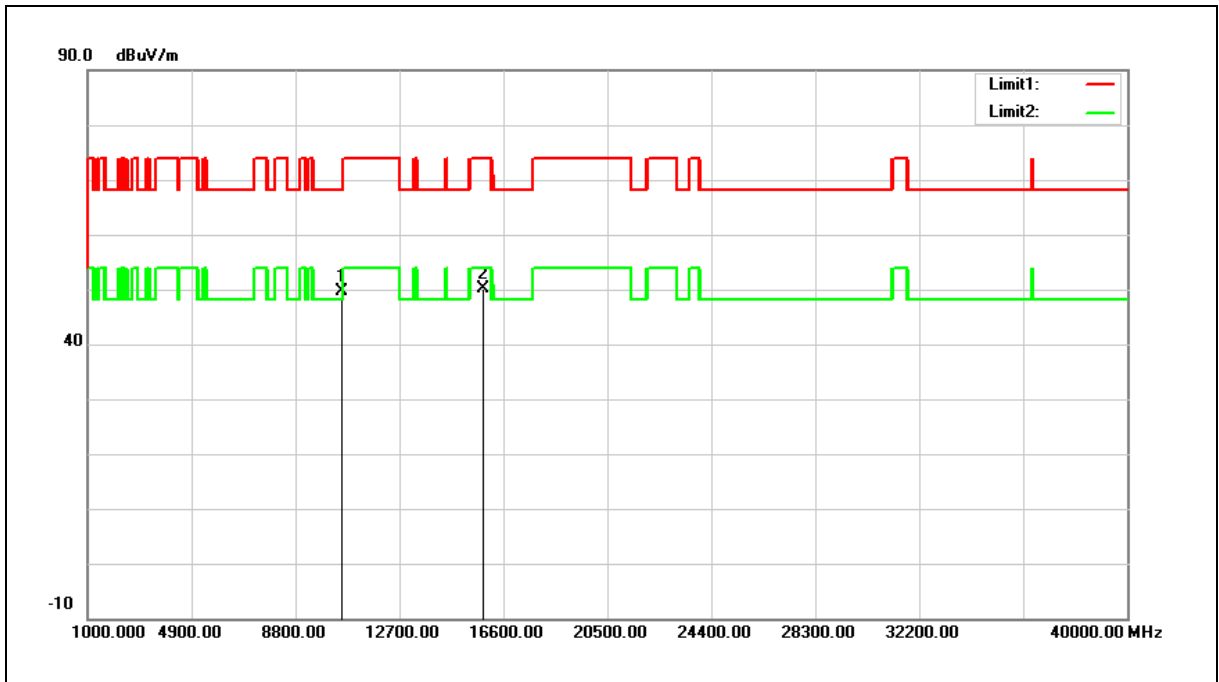
No.	Frequency (MHz)	Reading (dBuV)	Correct Factor (dB/m)	Result (dBuV/m)	Limit (dBuV/m)	Margin (dB)	Remark
1	10560.000	35.06	14.58	49.64	68.20	-18.56	peak
2	15840.000	33.33	15.85	49.18	74.00	-24.82	peak

Note:1.Result (dBuV/m) = Correct Factor (dB/m) + Reading(dBuV).

2.Correction factor (dB/m) = Antenna Factor (dB/m) + Cable loss (dB) – Pre-Amplifier gain (dB).

3.When the peak results are less than average limit, so not need to evaluate the average.

Standard:	FCC Part 15.407	Test Distance:	3 m
Test item:	Harmonic		
Frequency:	5280 MHz		
Mode:	802.11a		
Ant.Polar.:	Vertical		



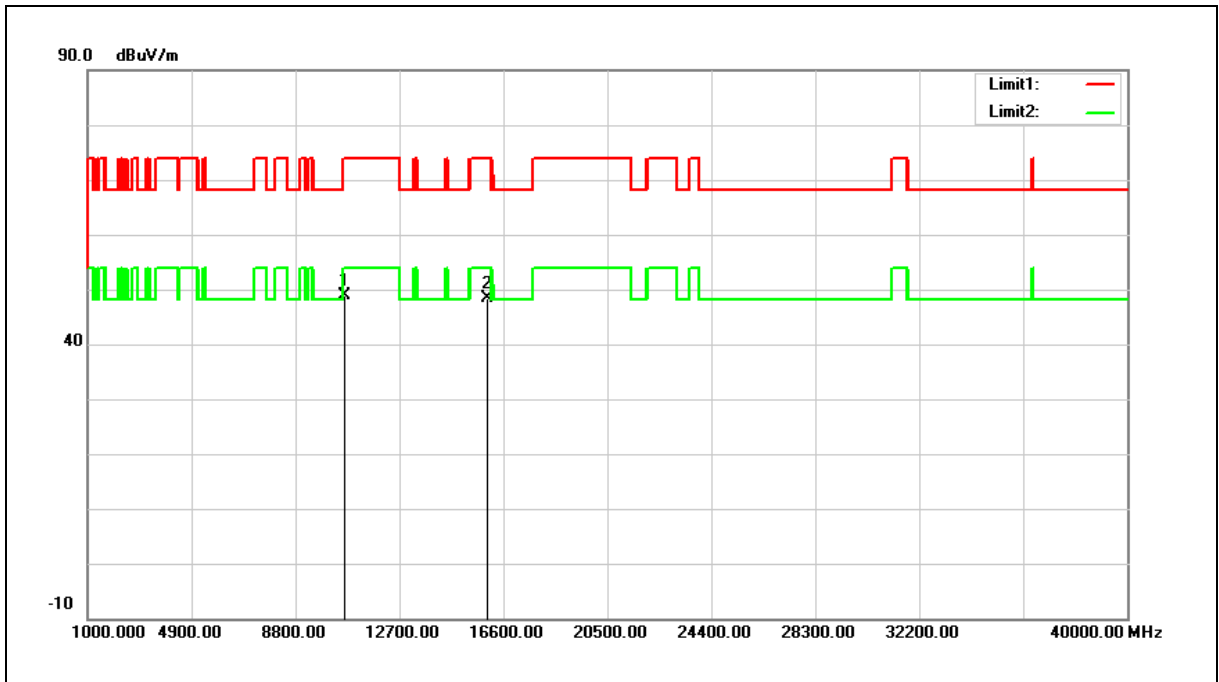
No.	Frequency (MHz)	Reading (dBuV)	Correct Factor (dB/m)	Result (dBuV/m)	Limit (dBuV/m)	Margin (dB)	Remark
1	10560.000	35.14	14.58	49.72	68.20	-18.48	peak
2	15840.000	34.39	15.85	50.24	74.00	-23.76	peak

Note:1.Result (dBuV/m) = Correct Factor (dB/m) + Reading(dBuV).

2.Correction factor (dB/m) = Antenna Factor (dB/m) + Cable loss (dB) – Pre-Amplifier gain (dB).

3.When the peak results are less than average limit, so not need to evaluate the average.

Standard:	FCC Part 15.407	Test Distance:	3 m
Test item:	Harmonic		
Frequency:	5320 MHz		
Mode:	802.11a		
Ant.Polar.:	Horizontal		



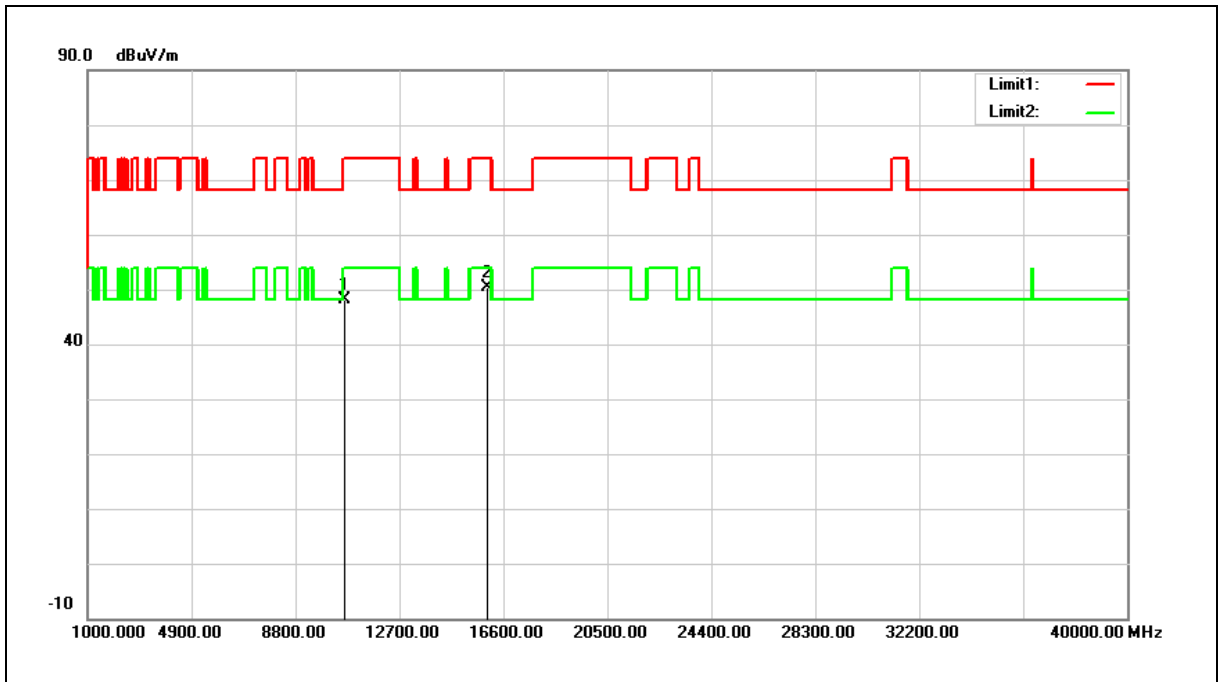
No.	Frequency (MHz)	Reading (dBuV)	Correct Factor (dB/m)	Result (dBuV/m)	Limit (dBuV/m)	Margin (dB)	Remark
1	10640.000	34.38	14.56	48.94	74.00	-25.06	peak
2	15960.000	32.88	15.44	48.32	74.00	-25.68	peak

Note:1.Result (dBuV/m) = Correct Factor (dB/m) + Reading(dBuV).

2.Correction factor (dB/m) = Antenna Factor (dB/m) + Cable loss (dB) – Pre-Amplifier gain (dB).

3.When the peak results are less than average limit, so not need to evaluate the average.

Standard:	FCC Part 15.407	Test Distance:	3 m
Test item:	Harmonic		
Frequency:	5320 MHz		
Mode:	802.11a		
Ant.Polar.:	Vertical		



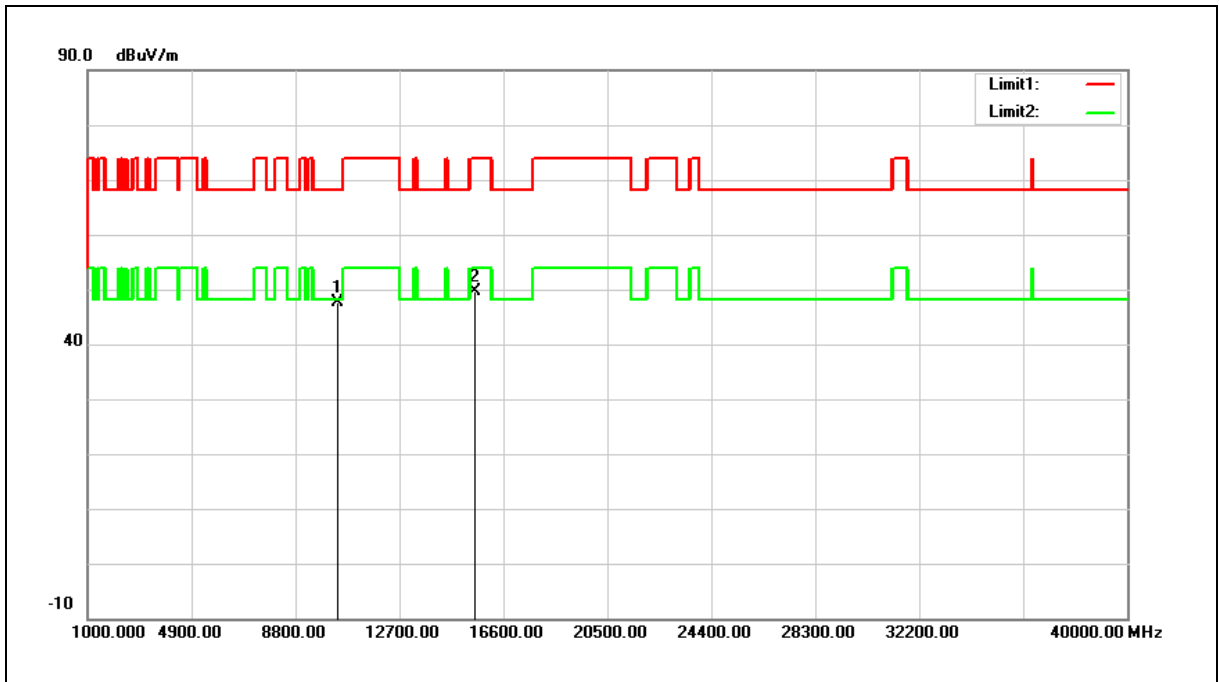
No.	Frequency (MHz)	Reading (dBuV)	Correct Factor (dB/m)	Result (dBuV/m)	Limit (dBuV/m)	Margin (dB)	Remark
1	10640.000	33.50	14.56	48.06	74.00	-25.94	peak
2	15960.000	34.99	15.44	50.43	74.00	-23.57	peak

Note:1.Result (dBuV/m) = Correct Factor (dB/m) + Reading(dBuV).

2.Correction factor (dB/m) = Antenna Factor (dB/m) + Cable loss (dB) – Pre-Amplifier gain (dB).

3.When the peak results are less than average limit, so not need to evaluate the average.

Standard:	FCC Part 15.407	Test Distance:	3 m
Test item:	Harmonic		
Frequency:	5180 MHz		
Mode:	802.11ax HE20		
Ant.Polar.:	Horizontal		



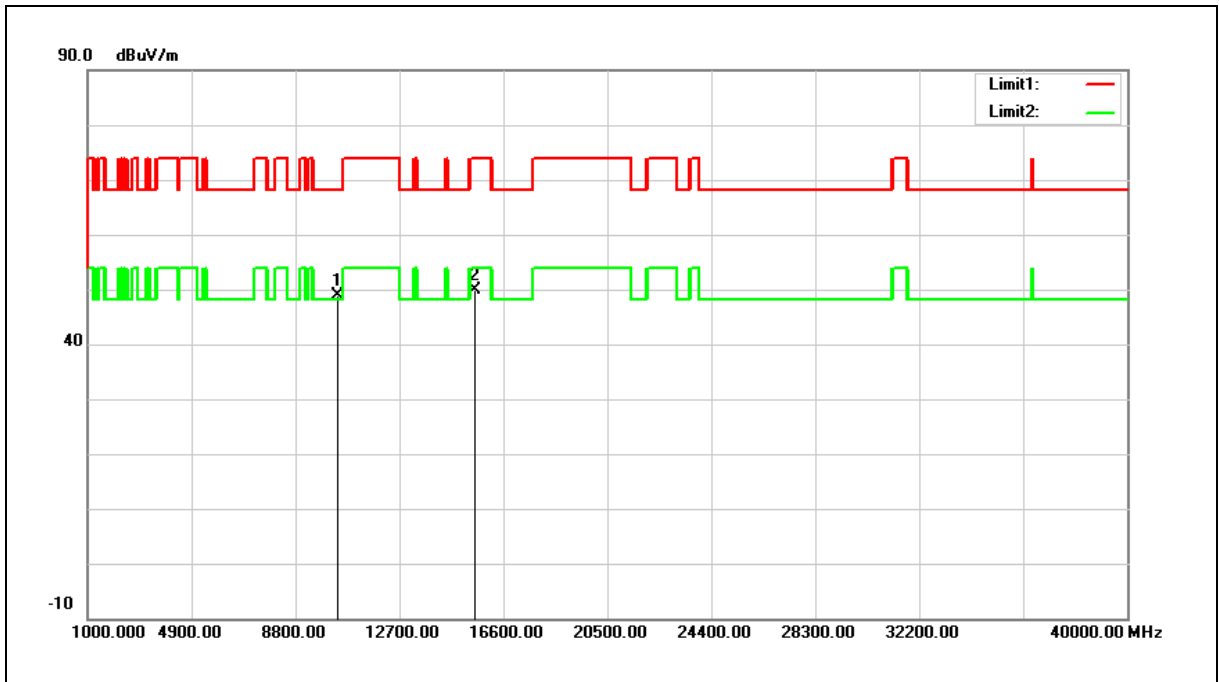
No.	Frequency (MHz)	Reading (dBuV)	Correct Factor (dB/m)	Result (dBuV/m)	Limit (dBuV/m)	Margin (dB)	Remark
1	10360.000	33.28	14.29	47.57	68.20	-20.63	peak
2	15540.000	32.71	16.86	49.57	74.00	-24.43	peak

Note:1.Result (dBuV/m) = Correct Factor (dB/m) + Reading(dBuV).

2.Correction factor (dB/m) = Antenna Factor (dB/m) + Cable loss (dB) – Pre-Amplifier gain (dB).

3.When the peak results are less than average limit, so not need to evaluate the average.

Standard:	FCC Part 15.407	Test Distance:	3 m
Test item:	Harmonic		
Frequency:	5180 MHz		
Mode:	802.11ax HE20		
Ant.Polar.:	Vertical		



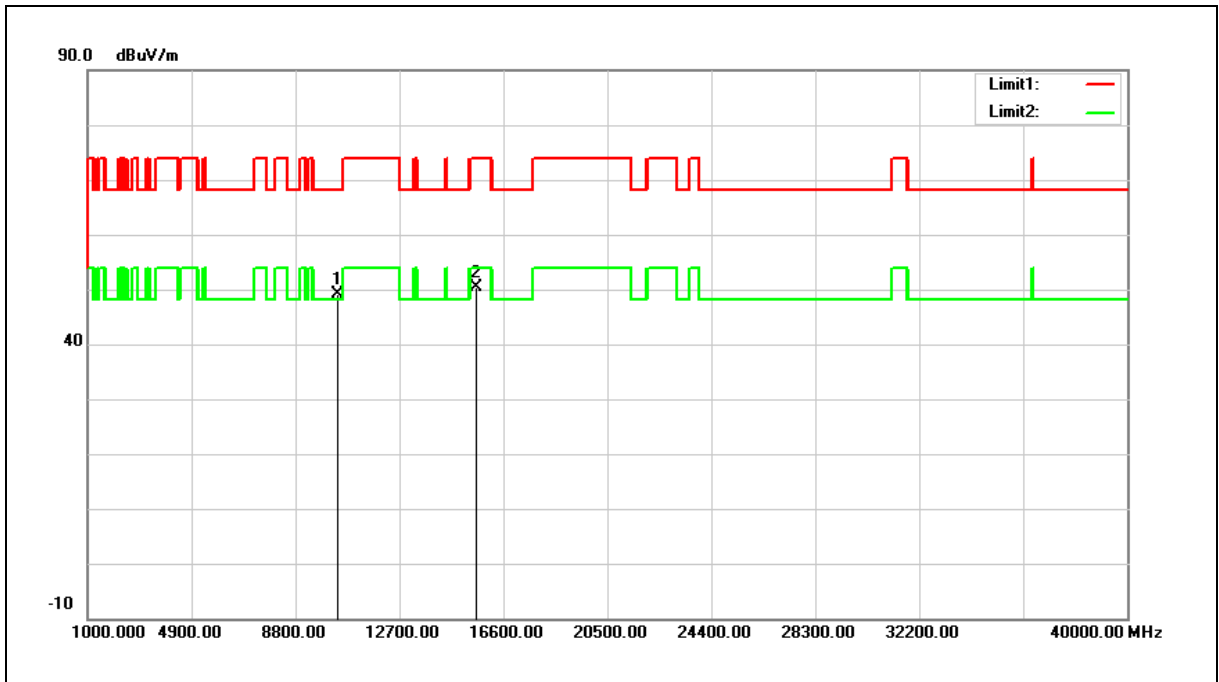
No.	Frequency (MHz)	Reading (dBuV)	Correct Factor (dB/m)	Result (dBuV/m)	Limit (dBuV/m)	Margin (dB)	Remark
1	10360.000	34.50	14.29	48.79	68.20	-19.41	peak
2	15540.000	32.94	16.86	49.80	74.00	-24.20	peak

Note:1.Result (dBuV/m) = Correct Factor (dB/m) + Reading(dBuV).

2.Correction factor (dB/m) = Antenna Factor (dB/m) + Cable loss (dB) – Pre-Amplifier gain (dB).

3.When the peak results are less than average limit, so not need to evaluate the average.

Standard:	FCC Part 15.407	Test Distance:	3 m
Test item:	Harmonic		
Frequency:	5200 MHz		
Mode:	802.11ax HE20		
Ant.Polar.:	Horizontal		



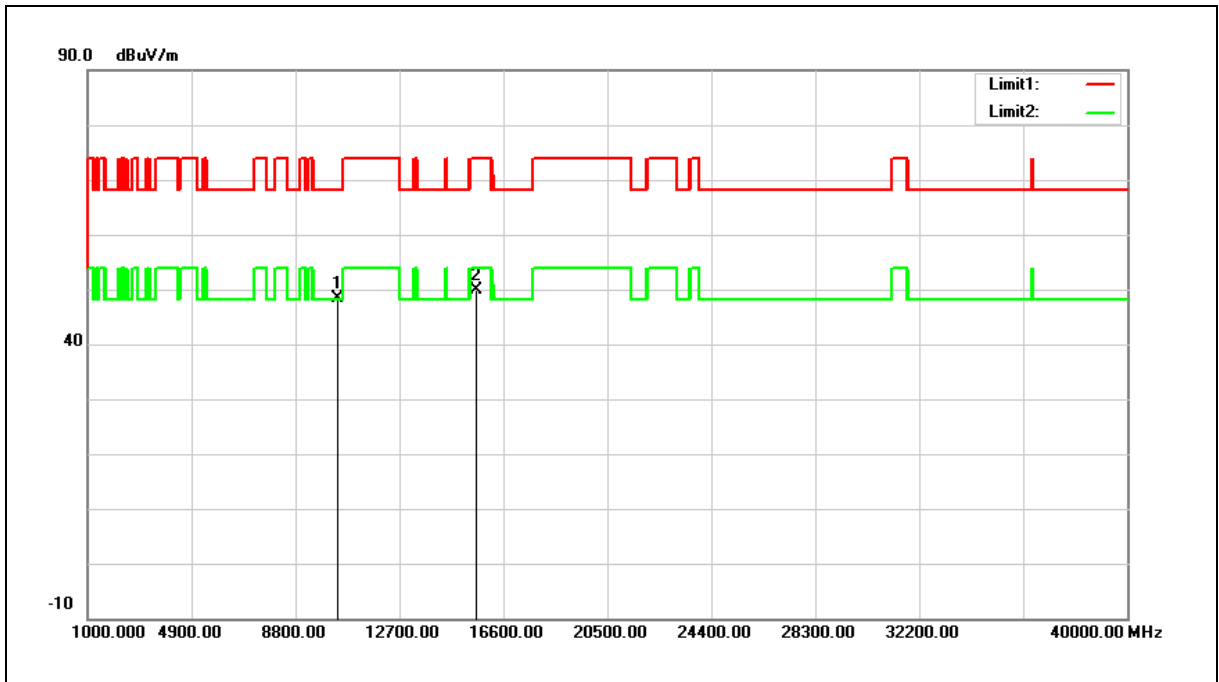
No.	Frequency (MHz)	Reading (dBuV)	Correct Factor (dB/m)	Result (dBuV/m)	Limit (dBuV/m)	Margin (dB)	Remark
1	10400.000	34.71	14.38	49.09	68.20	-19.11	peak
2	15600.000	33.81	16.65	50.46	74.00	-23.54	peak

Note:1.Result (dBuV/m) = Correct Factor (dB/m) + Reading(dBuV).

2.Correction factor (dB/m) = Antenna Factor (dB/m) + Cable loss (dB) – Pre-Amplifier gain (dB).

3.When the peak results are less than average limit, so not need to evaluate the average.

Standard:	FCC Part 15.407	Test Distance:	3 m
Test item:	Harmonic		
Frequency:	5200 MHz		
Mode:	802.11ax HE20		
Ant.Polar.:	Vertical		



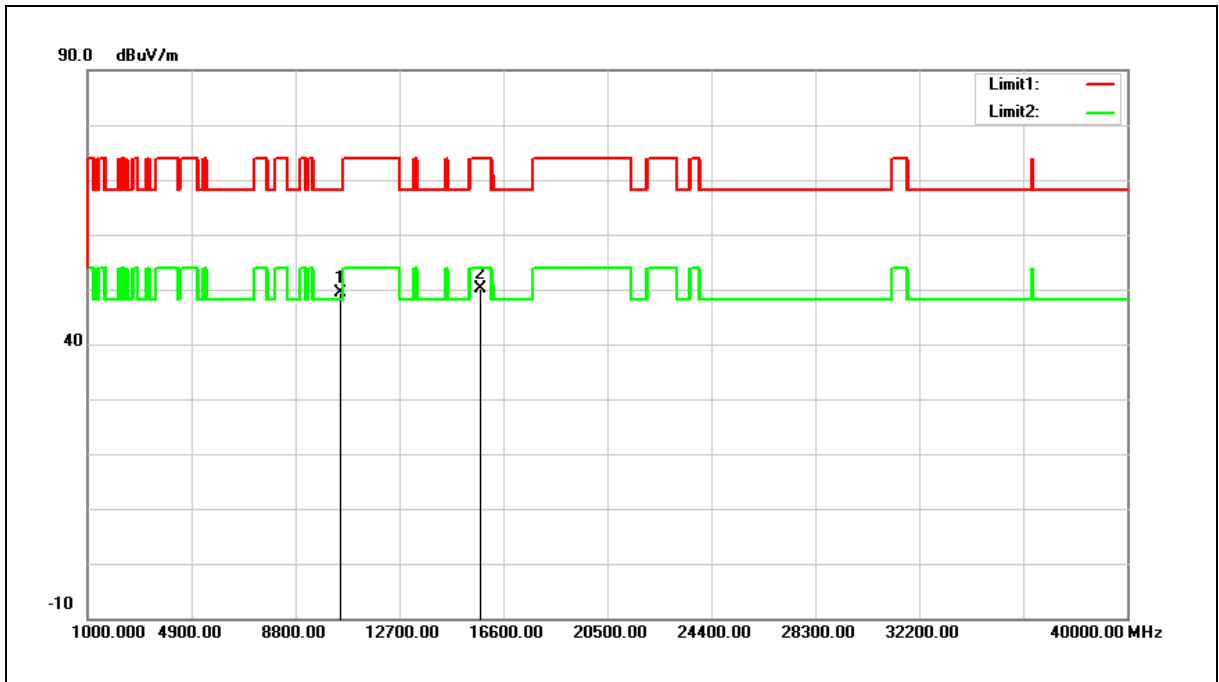
No.	Frequency (MHz)	Reading (dBuV)	Correct Factor (dB/m)	Result (dBuV/m)	Limit (dBuV/m)	Margin (dB)	Remark
1	10400.000	34.11	14.38	48.49	68.20	-19.71	peak
2	15600.000	33.30	16.65	49.95	74.00	-24.05	peak

Note:1.Result (dBuV/m) = Correct Factor (dB/m) + Reading(dBuV).

2.Correction factor (dB/m) = Antenna Factor (dB/m) + Cable loss (dB) – Pre-Amplifier gain (dB).

3.When the peak results are less than average limit, so not need to evaluate the average.

Standard:	FCC Part 15.407	Test Distance:	3 m
Test item:	Harmonic		
Frequency:	5240 MHz		
Mode:	802.11ax HE20		
Ant.Polar.:	Horizontal		



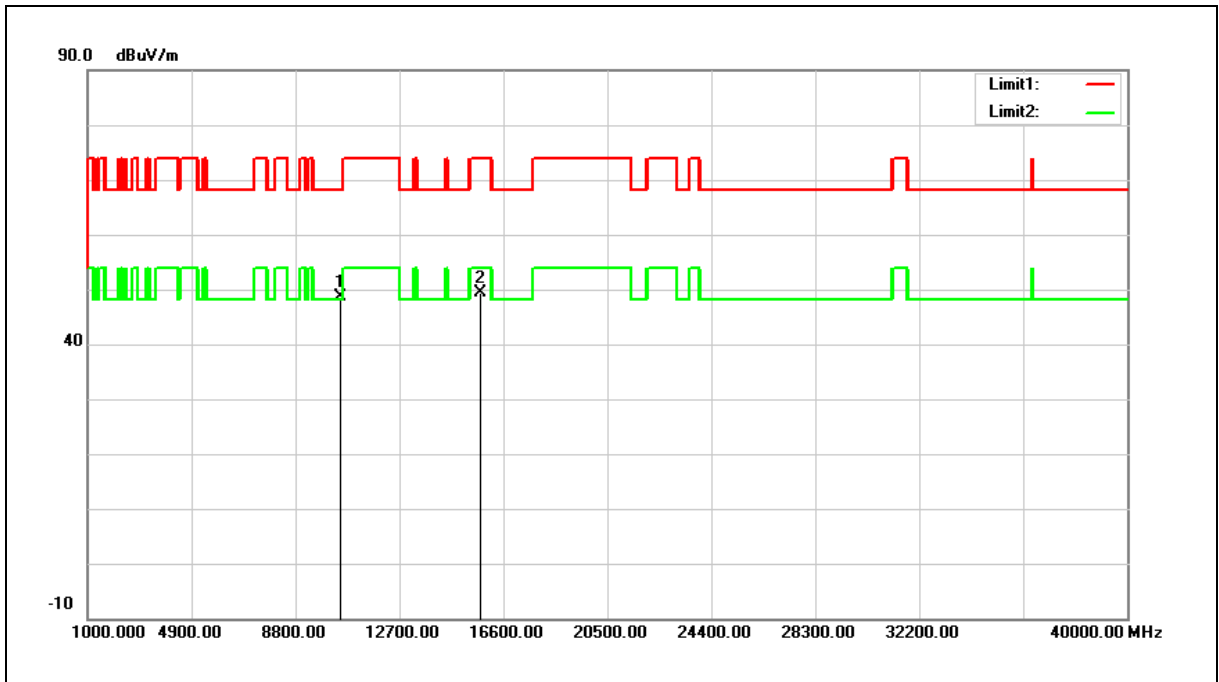
No.	Frequency (MHz)	Reading (dBuV)	Correct Factor (dB/m)	Result (dBuV/m)	Limit (dBuV/m)	Margin (dB)	Remark
1	10480.000	34.93	14.55	49.48	68.20	-18.72	peak
2	15720.000	33.86	16.24	50.10	74.00	-23.90	peak

Note:1.Result (dBuV/m) = Correct Factor (dB/m) + Reading(dBuV).

2.Correction factor (dB/m) = Antenna Factor (dB/m) + Cable loss (dB) – Pre-Amplifier gain (dB).

3.When the peak results are less than average limit, so not need to evaluate the average.

Standard:	FCC Part 15.407	Test Distance:	3 m
Test item:	Harmonic		
Frequency:	5240 MHz		
Mode:	802.11ax HE20		
Ant.Polar.:	Vertical		



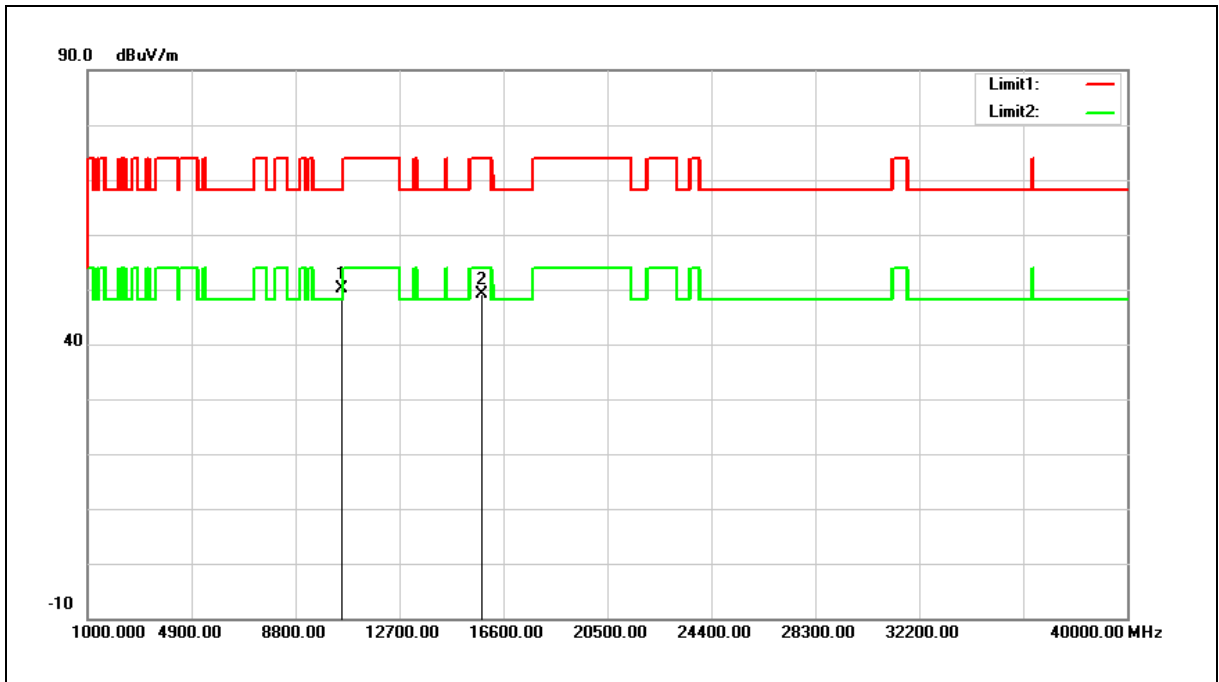
No.	Frequency (MHz)	Reading (dBuV)	Correct Factor (dB/m)	Result (dBuV/m)	Limit (dBuV/m)	Margin (dB)	Remark
1	10480.000	34.07	14.55	48.62	68.20	-19.58	peak
2	15720.000	33.16	16.24	49.40	74.00	-24.60	peak

Note:1.Result (dBuV/m) = Correct Factor (dB/m) + Reading(dBuV).

2.Correction factor (dB/m) = Antenna Factor (dB/m) + Cable loss (dB) – Pre-Amplifier gain (dB).

3.When the peak results are less than average limit, so not need to evaluate the average.

Standard:	FCC Part 15.407	Test Distance:	3 m
Test item:	Harmonic		
Frequency:	5260 MHz		
Mode:	802.11ax HE20		
Ant.Polar.:	Horizontal		



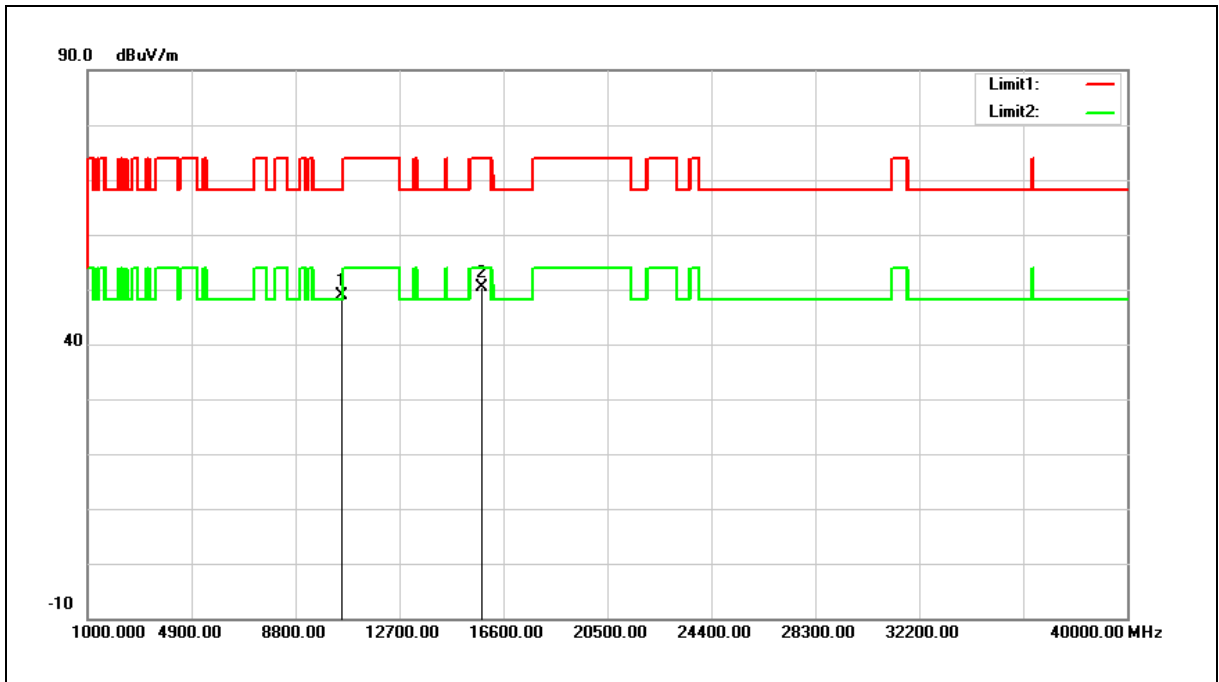
No.	Frequency (MHz)	Reading (dBuV)	Correct Factor (dB/m)	Result (dBuV/m)	Limit (dBuV/m)	Margin (dB)	Remark
1	10520.000	35.62	14.59	50.21	68.20	-17.99	peak
2	15780.000	33.08	16.06	49.14	74.00	-24.86	peak

Note:1.Result (dBuV/m) = Correct Factor (dB/m) + Reading(dBuV).

2.Correction factor (dB/m) = Antenna Factor (dB/m) + Cable loss (dB) – Pre-Amplifier gain (dB).

3.When the peak results are less than average limit, so not need to evaluate the average.

Standard:	FCC Part 15.407	Test Distance:	3 m
Test item:	Harmonic		
Frequency:	5260 MHz		
Mode:	802.11ax HE20		
Ant.Polar.:	Vertical		



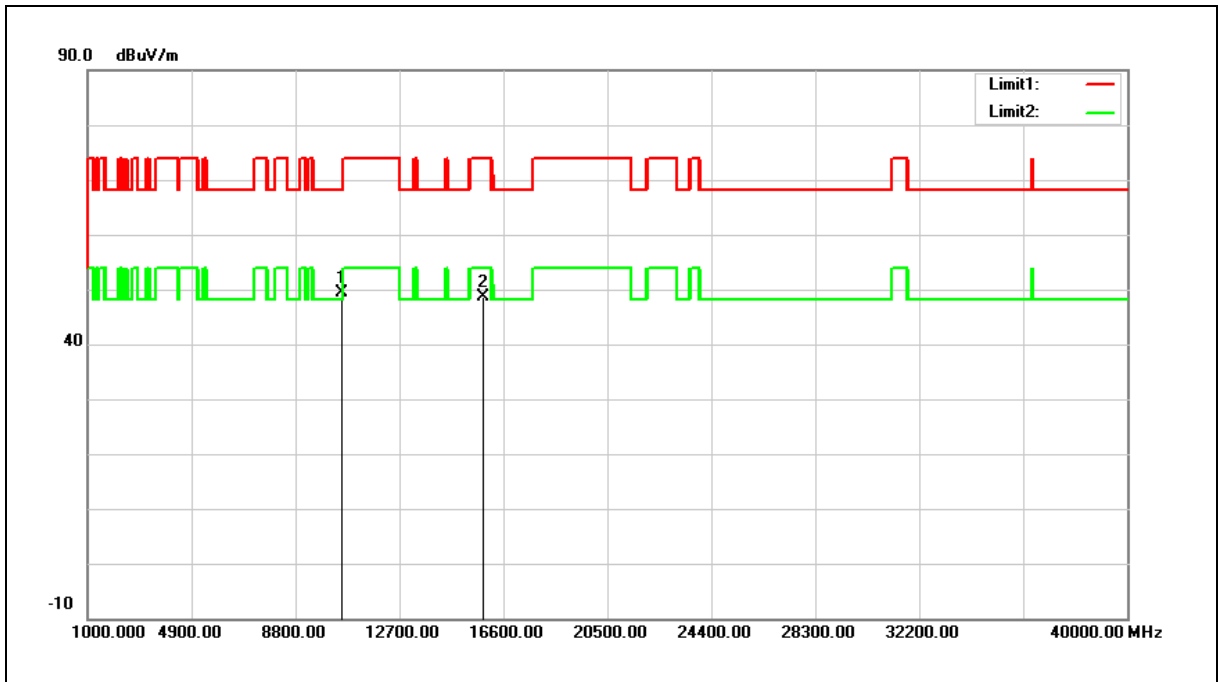
No.	Frequency (MHz)	Reading (dBuV)	Correct Factor (dB/m)	Result (dBuV/m)	Limit (dBuV/m)	Margin (dB)	Remark
1	10520.000	34.22	14.59	48.81	68.20	-19.39	peak
2	15780.000	34.44	16.06	50.50	74.00	-23.50	peak

Note:1.Result (dBuV/m) = Correct Factor (dB/m) + Reading(dBuV).

2.Correction factor (dB/m) = Antenna Factor (dB/m) + Cable loss (dB) – Pre-Amplifier gain (dB).

3.When the peak results are less than average limit, so not need to evaluate the average.

Standard:	FCC Part 15.407	Test Distance:	3 m
Test item:	Harmonic		
Frequency:	5280 MHz		
Mode:	802.11ax HE20		
Ant.Polar.:	Horizontal		



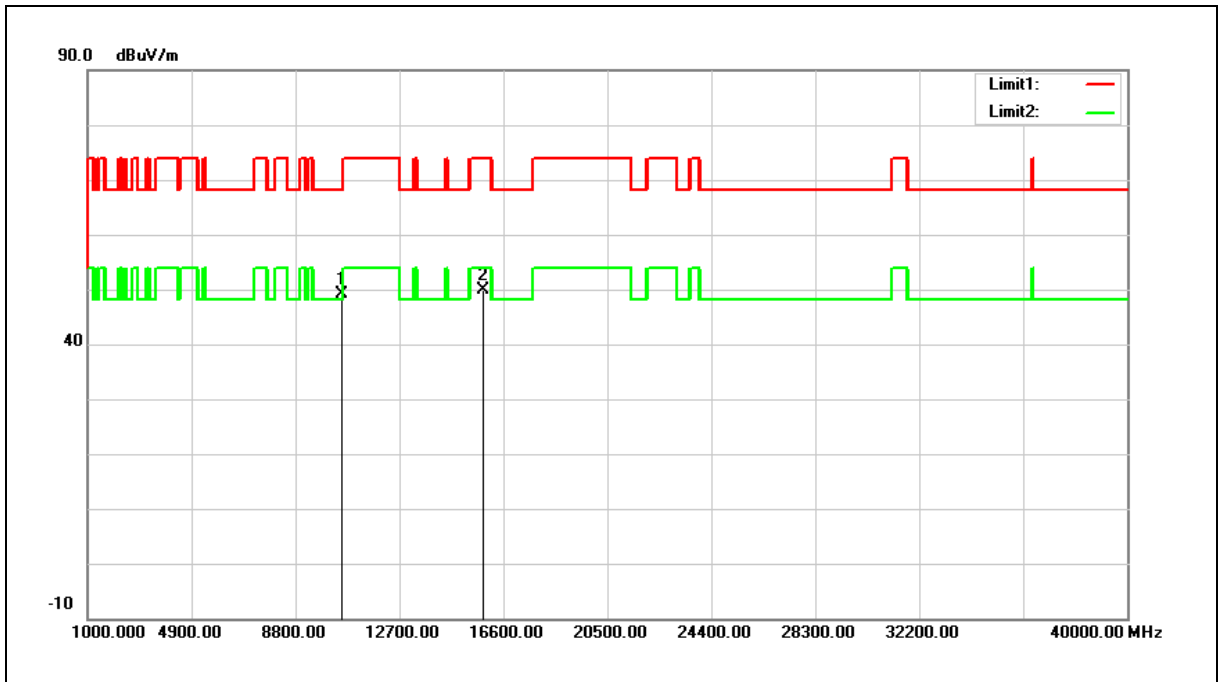
No.	Frequency (MHz)	Reading (dBuV)	Correct Factor (dB/m)	Result (dBuV/m)	Limit (dBuV/m)	Margin (dB)	Remark
1	10560.000	34.69	14.58	49.27	68.20	-18.93	peak
2	15840.000	32.83	15.85	48.68	74.00	-25.32	peak

Note:1.Result (dBuV/m) = Correct Factor (dB/m) + Reading(dBuV).

2.Correction factor (dB/m) = Antenna Factor (dB/m) + Cable loss (dB) – Pre-Amplifier gain (dB).

3.When the peak results are less than average limit, so not need to evaluate the average.

Standard:	FCC Part 15.407	Test Distance:	3 m
Test item:	Harmonic		
Frequency:	5280 MHz		
Mode:	802.11ax HE20		
Ant.Polar.:	Vertical		



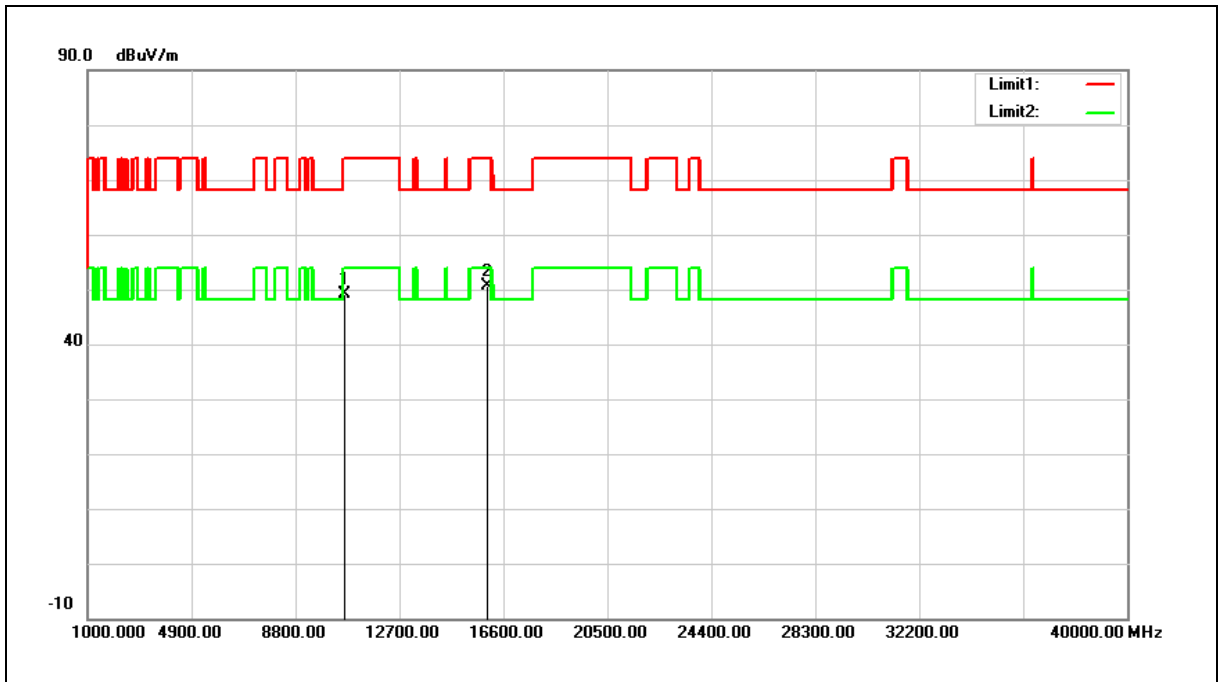
No.	Frequency (MHz)	Reading (dBuV)	Correct Factor (dB/m)	Result (dBuV/m)	Limit (dBuV/m)	Margin (dB)	Remark
1	10560.000	34.54	14.58	49.12	68.20	-19.08	peak
2	15840.000	33.99	15.85	49.84	74.00	-24.16	peak

Note:1.Result (dBuV/m) = Correct Factor (dB/m) + Reading(dBuV).

2.Correction factor (dB/m) = Antenna Factor (dB/m) + Cable loss (dB) – Pre-Amplifier gain (dB).

3.When the peak results are less than average limit, so not need to evaluate the average.

Standard:	FCC Part 15.407	Test Distance:	3 m
Test item:	Harmonic		
Frequency:	5320 MHz		
Mode:	802.11ax HE20		
Ant.Polar.:	Vertical		



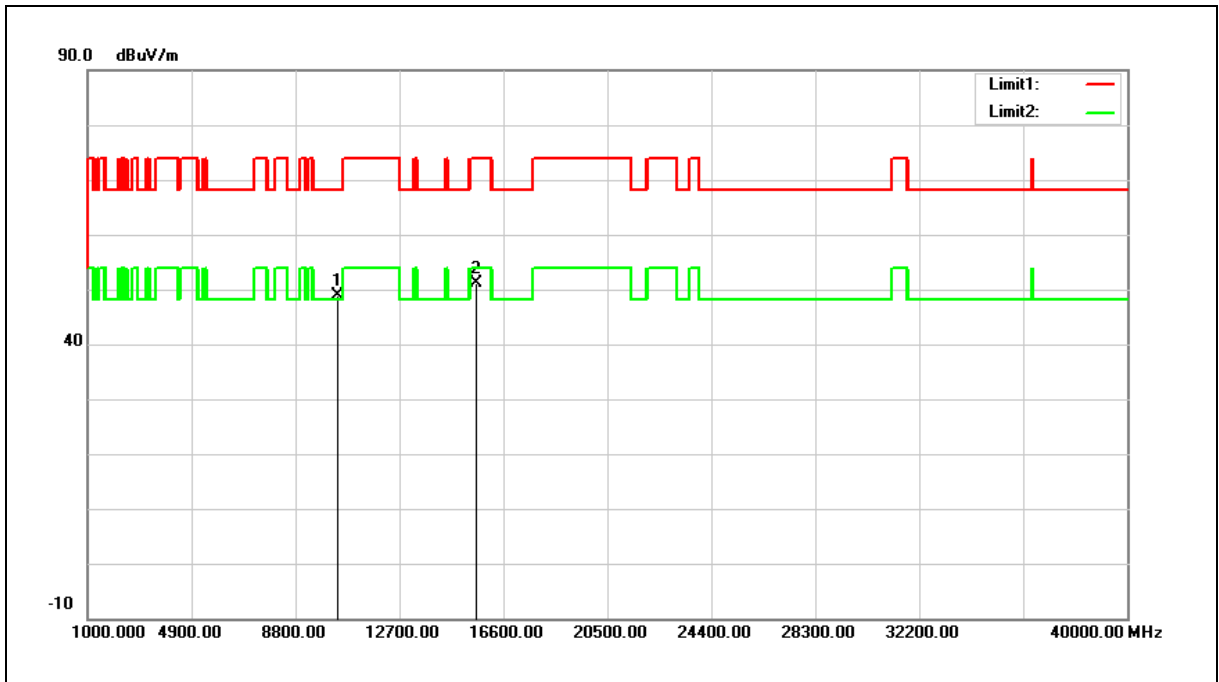
No.	Frequency (MHz)	Reading (dBuV)	Correct Factor (dB/m)	Result (dBuV/m)	Limit (dBuV/m)	Margin (dB)	Remark
1	10640.000	34.50	14.56	49.06	74.00	-24.94	peak
2	15960.000	35.31	15.44	50.75	74.00	-23.25	peak

Note:1.Result (dBuV/m) = Correct Factor (dB/m) + Reading(dBuV).

2.Correction factor (dB/m) = Antenna Factor (dB/m) + Cable loss (dB) – Pre-Amplifier gain (dB).

3.When the peak results are less than average limit, so not need to evaluate the average.

Standard:	FCC Part 15.407	Test Distance:	3 m
Test item:	Harmonic		
Frequency:	5190 MHz		
Mode:	802.11ax HE40		
Ant.Polar.:	Horizontal		



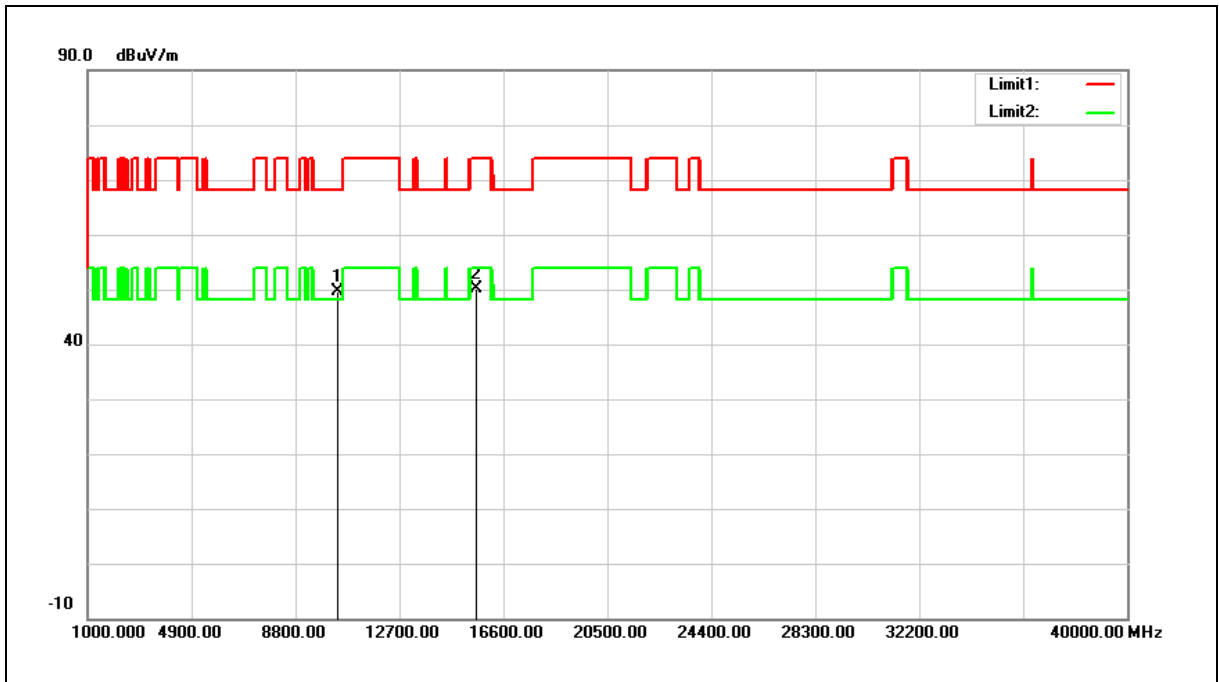
No.	Frequency (MHz)	Reading (dBuV)	Correct Factor (dB/m)	Result (dBuV/m)	Limit (dBuV/m)	Margin (dB)	Remark
1	10380.000	34.57	14.35	48.92	68.20	-19.28	peak
2	15570.000	34.33	16.75	51.08	74.00	-22.92	peak

Note:1.Result (dBuV/m) = Correct Factor (dB/m) + Reading(dBuV).

2.Correction factor (dB/m) = Antenna Factor (dB/m) + Cable loss (dB) – Pre-Amplifier gain (dB).

3.When the peak results are less than average limit, so not need to evaluate the average.

Standard:	FCC Part 15.407	Test Distance:	3 m
Test item:	Harmonic		
Frequency:	5190 MHz		
Mode:	802.11ax HE40		
Ant.Polar.:	Vertical		



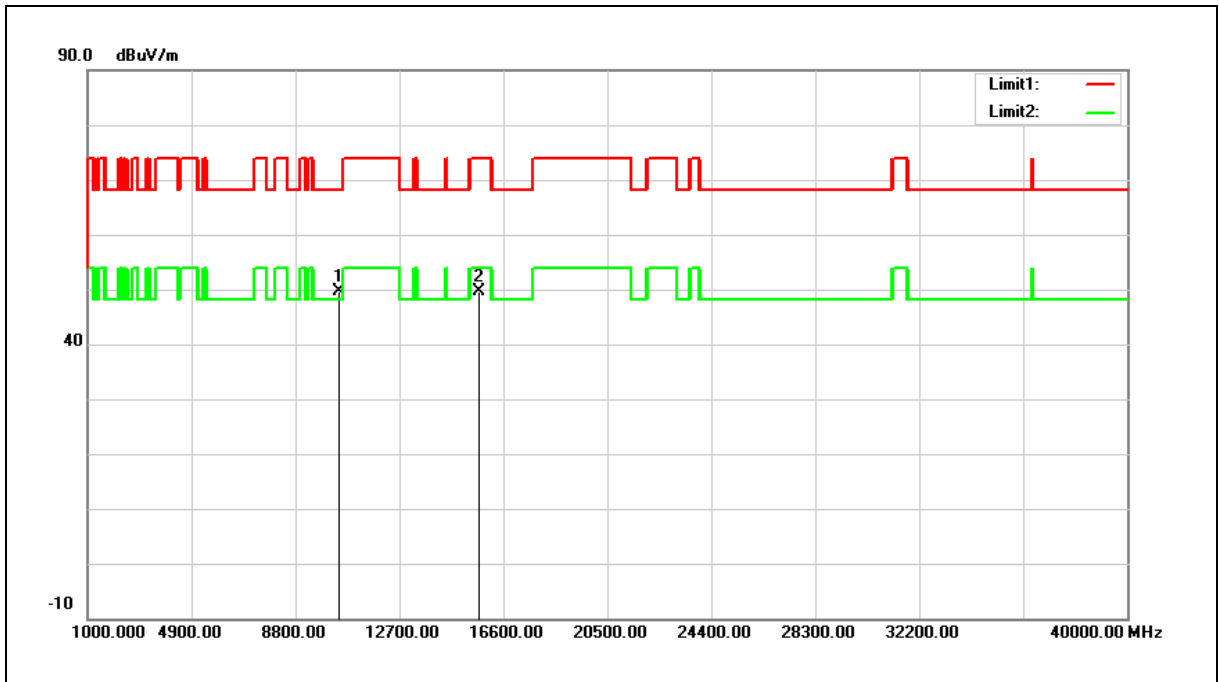
No.	Frequency (MHz)	Reading (dBuV)	Correct Factor (dB/m)	Result (dBuV/m)	Limit (dBuV/m)	Margin (dB)	Remark
1	10380.000	35.24	14.35	49.59	68.20	-18.61	peak
2	15570.000	33.50	16.75	50.25	74.00	-23.75	peak

Note:1.Result (dBuV/m) = Correct Factor (dB/m) + Reading(dBuV).

2.Correction factor (dB/m) = Antenna Factor (dB/m) + Cable loss (dB) – Pre-Amplifier gain (dB).

3.When the peak results are less than average limit, so not need to evaluate the average.

Standard:	FCC Part 15.407	Test Distance:	3 m
Test item:	Harmonic		
Frequency:	5230 MHz		
Mode:	802.11ax HE40		
Ant.Polar.:	Horizontal		



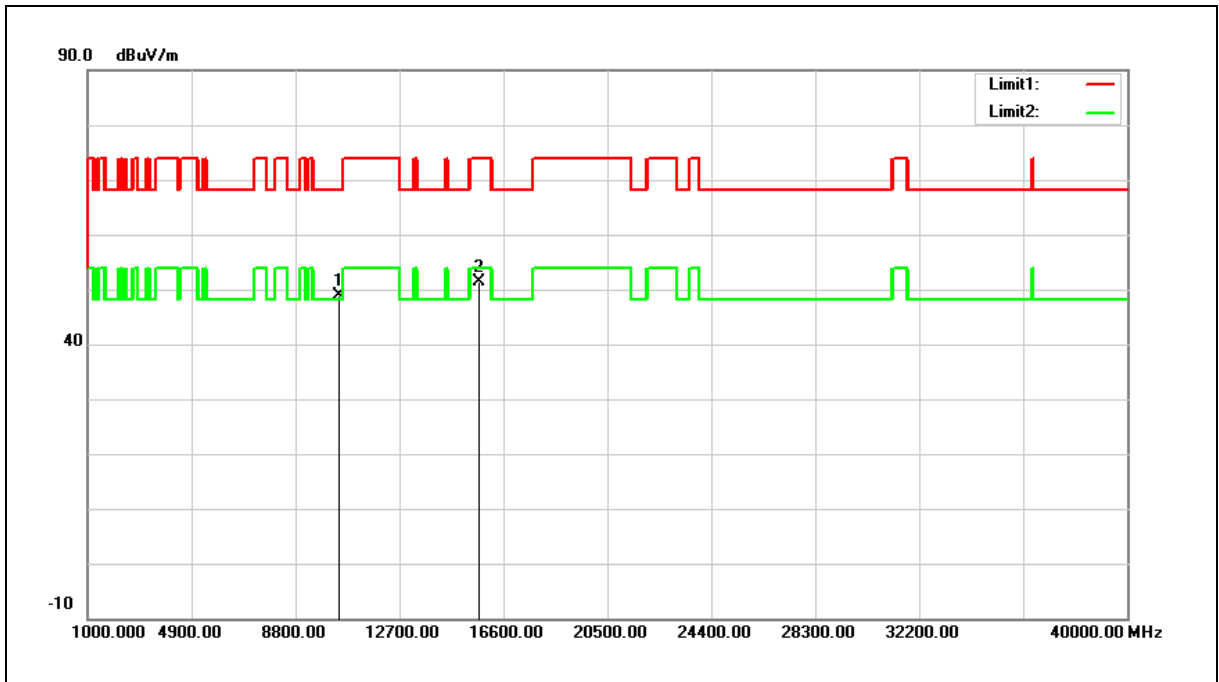
No.	Frequency (MHz)	Reading (dBuV)	Correct Factor (dB/m)	Result (dBuV/m)	Limit (dBuV/m)	Margin (dB)	Remark
1	10460.000	35.14	14.51	49.65	68.20	-18.55	peak
2	15690.000	33.37	16.35	49.72	74.00	-24.28	peak

Note:1.Result (dBuV/m) = Correct Factor (dB/m) + Reading(dBuV).

2.Correction factor (dB/m) = Antenna Factor (dB/m) + Cable loss (dB) – Pre-Amplifier gain (dB).

3.When the peak results are less than average limit, so not need to evaluate the average.

Standard:	FCC Part 15.407	Test Distance:	3 m
Test item:	Harmonic		
Frequency:	5230 MHz		
Mode:	802.11ax HE40		
Ant.Polar.:	Vertical		



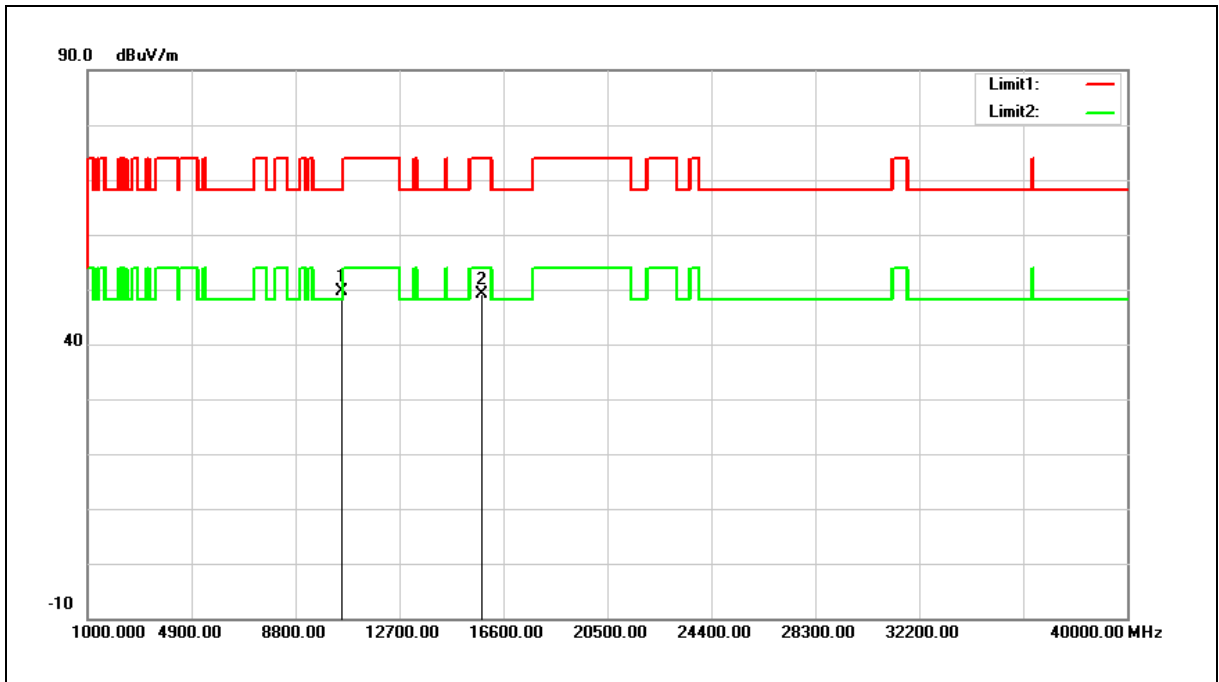
No.	Frequency (MHz)	Reading (dBuV)	Correct Factor (dB/m)	Result (dBuV/m)	Limit (dBuV/m)	Margin (dB)	Remark
1	10460.000	34.36	14.51	48.87	68.20	-19.33	peak
2	15690.000	34.92	16.35	51.27	74.00	-22.73	peak

Note:1.Result (dBuV/m) = Correct Factor (dB/m) + Reading(dBuV).

2.Correction factor (dB/m) = Antenna Factor (dB/m) + Cable loss (dB) – Pre-Amplifier gain (dB).

3.When the peak results are less than average limit, so not need to evaluate the average.

Standard:	FCC Part 15.407	Test Distance:	3 m
Test item:	Harmonic		
Frequency:	5270 MHz		
Mode:	802.11ax HE40		
Ant.Polar.:	Horizontal		



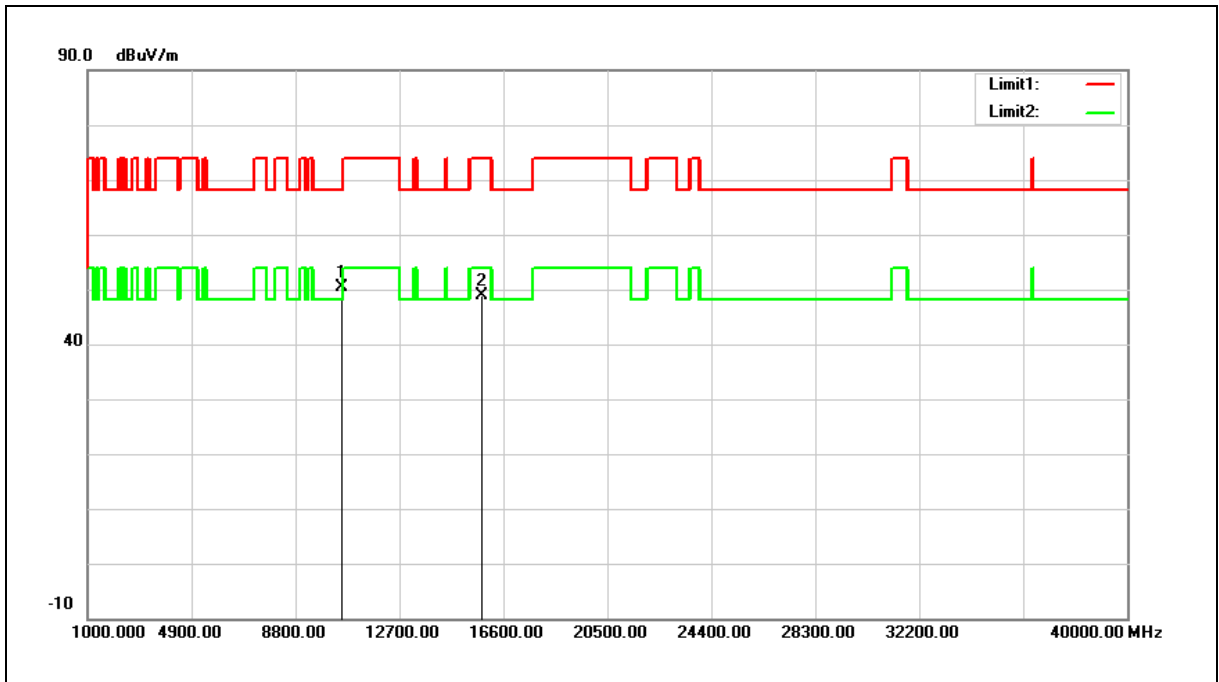
No.	Frequency (MHz)	Reading (dBuV)	Correct Factor (dB/m)	Result (dBuV/m)	Limit (dBuV/m)	Margin (dB)	Remark
1	10540.000	35.00	14.58	49.58	68.20	-18.62	peak
2	15810.000	33.21	15.95	49.16	74.00	-24.84	peak

Note:1.Result (dBuV/m) = Correct Factor (dB/m) + Reading(dBuV).

2.Correction factor (dB/m) = Antenna Factor (dB/m) + Cable loss (dB) – Pre-Amplifier gain (dB).

3.When the peak results are less than average limit, so not need to evaluate the average.

Standard:	FCC Part 15.407	Test Distance:	3 m
Test item:	Harmonic		
Frequency:	5270 MHz		
Mode:	802.11ax HE40		
Ant.Polar.:	Vertical		



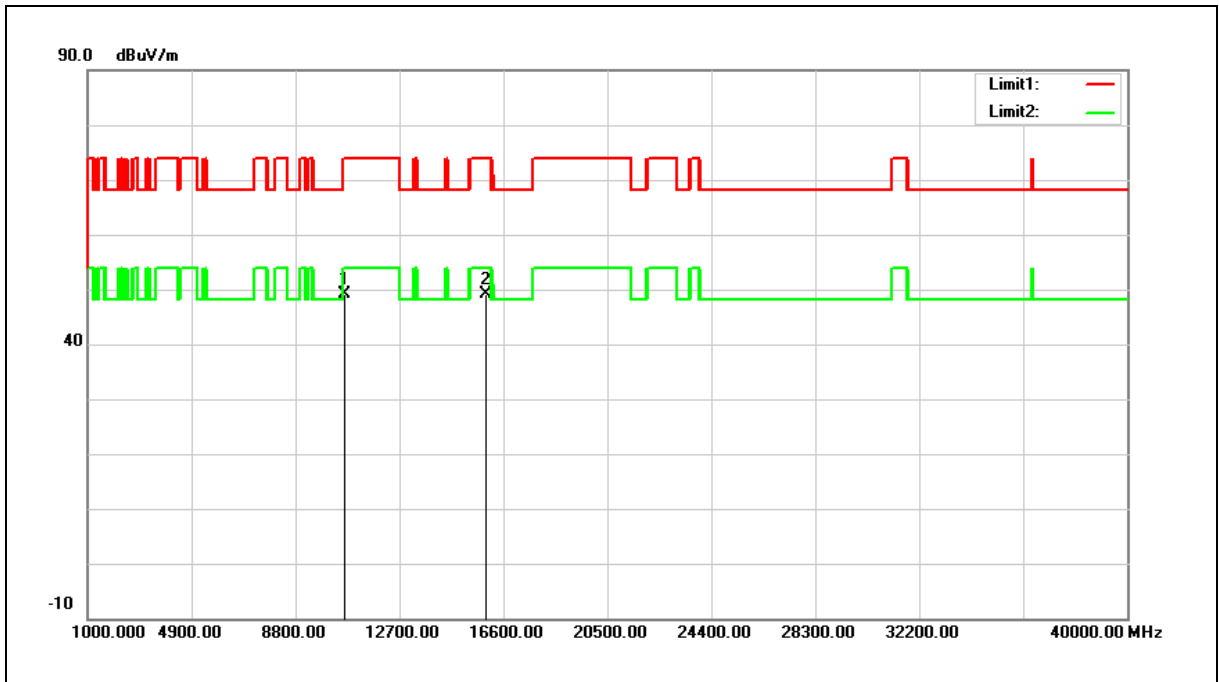
No.	Frequency (MHz)	Reading (dBuV)	Correct Factor (dB/m)	Result (dBuV/m)	Limit (dBuV/m)	Margin (dB)	Remark
1	10540.000	35.84	14.58	50.42	68.20	-17.78	peak
2	15810.000	32.83	15.95	48.78	74.00	-25.22	peak

Note:1.Result (dBuV/m) = Correct Factor (dB/m) + Reading(dBuV).

2.Correction factor (dB/m) = Antenna Factor (dB/m) + Cable loss (dB) – Pre-Amplifier gain (dB).

3.When the peak results are less than average limit, so not need to evaluate the average.

Standard:	FCC Part 15.407	Test Distance:	3 m
Test item:	Harmonic		
Frequency:	5310 MHz		
Mode:	802.11ax HE40		
Ant.Polar.:	Horizontal		



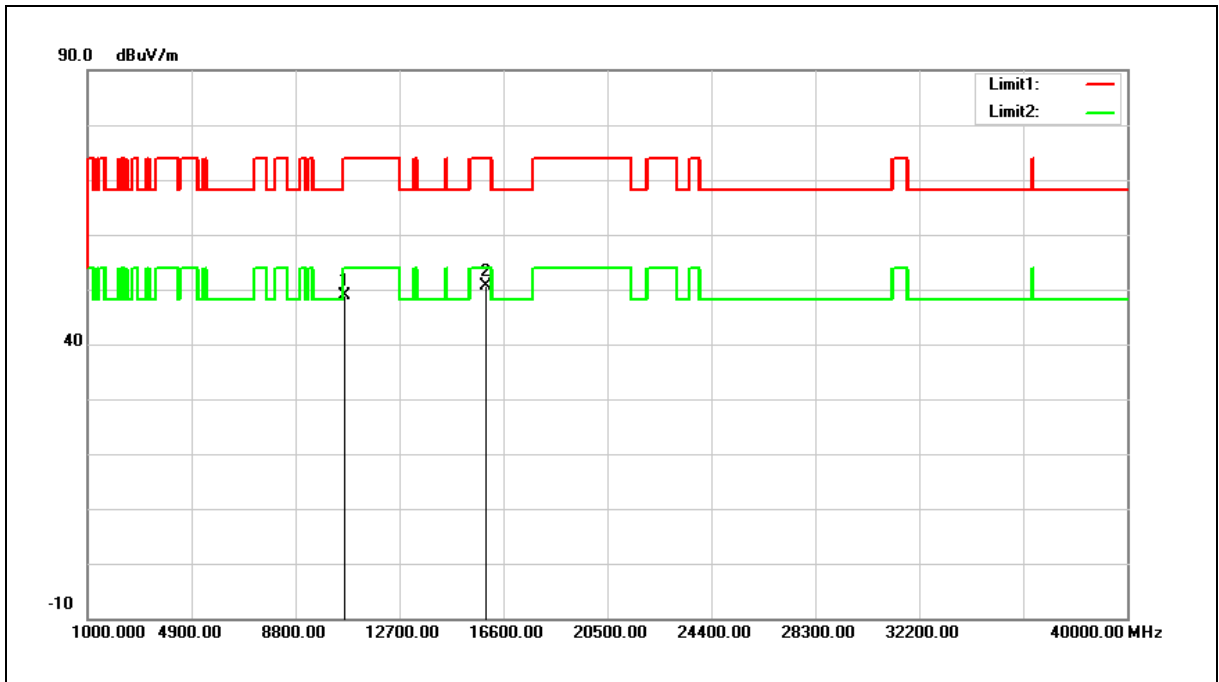
No.	Frequency (MHz)	Reading (dBuV)	Correct Factor (dB/m)	Result (dBuV/m)	Limit (dBuV/m)	Margin (dB)	Remark
1	10620.000	34.53	14.56	49.09	74.00	-24.91	peak
2	15930.000	33.50	15.55	49.05	74.00	-24.95	peak

Note:1.Result (dBuV/m) = Correct Factor (dB/m) + Reading(dBuV).

2.Correction factor (dB/m) = Antenna Factor (dB/m) + Cable loss (dB) – Pre-Amplifier gain (dB).

3.When the peak results are less than average limit, so not need to evaluate the average.

Standard:	FCC Part 15.407	Test Distance:	3 m
Test item:	Harmonic		
Frequency:	5310 MHz		
Mode:	802.11ax HE40		
Ant.Polar.:	Vertical		



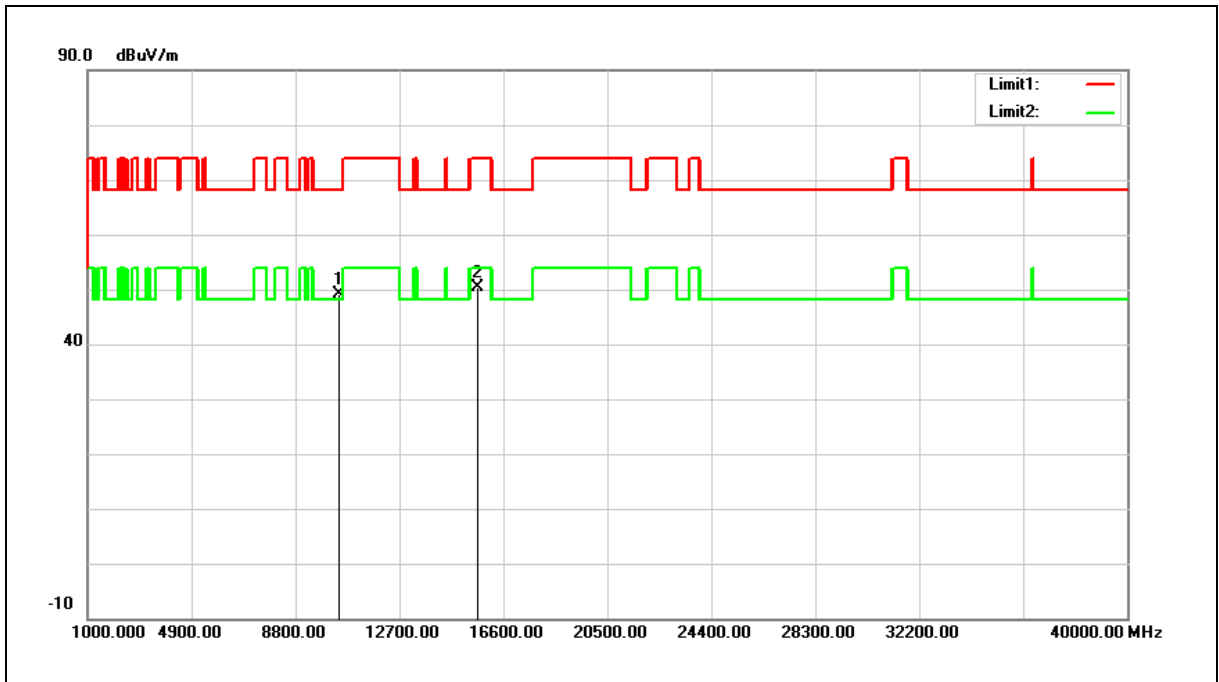
No.	Frequency (MHz)	Reading (dBuV)	Correct Factor (dB/m)	Result (dBuV/m)	Limit (dBuV/m)	Margin (dB)	Remark
1	10620.000	34.37	14.56	48.93	74.00	-25.07	peak
2	15930.000	35.19	15.55	50.74	74.00	-23.26	peak

Note:1.Result (dBuV/m) = Correct Factor (dB/m) + Reading(dBuV).

2.Correction factor (dB/m) = Antenna Factor (dB/m) + Cable loss (dB) – Pre-Amplifier gain (dB).

3.When the peak results are less than average limit, so not need to evaluate the average.

Standard:	FCC Part 15.407	Test Distance:	3 m
Test item:	Harmonic		
Frequency:	5210 MHz		
Mode:	802.11ax HE80		
Ant.Polar.:	Horizontal		



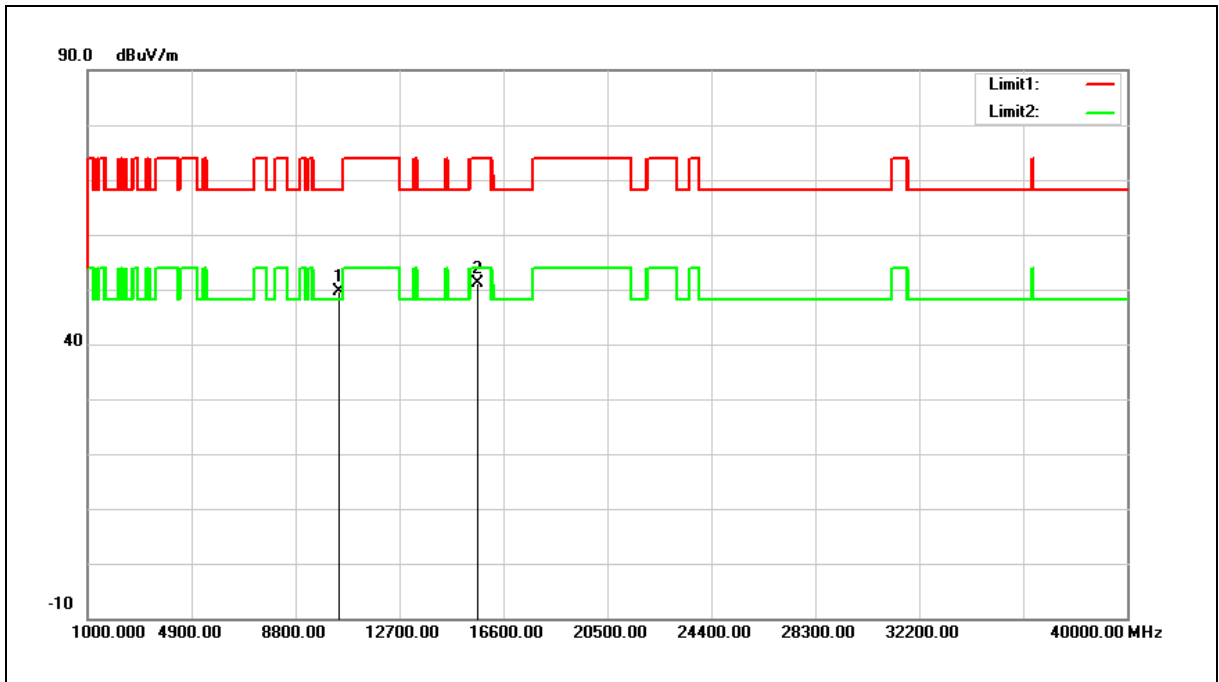
No.	Frequency (MHz)	Reading (dBuV)	Correct Factor (dB/m)	Result (dBuV/m)	Limit (dBuV/m)	Margin (dB)	Remark
1	10420.000	34.70	14.42	49.12	68.20	-19.08	peak
2	15630.000	33.81	16.56	50.37	74.00	-23.63	peak

Note:1.Result (dBuV/m) = Correct Factor (dB/m) + Reading(dBuV).

2.Correction factor (dB/m) = Antenna Factor (dB/m) + Cable loss (dB) – Pre-Amplifier gain (dB).

3.When the peak results are less than average limit, so not need to evaluate the average.

Standard:	FCC Part 15.407	Test Distance:	3 m
Test item:	Harmonic		
Frequency:	5210 MHz		
Mode:	802.11ax HE80		
Ant.Polar.:	Vertical		



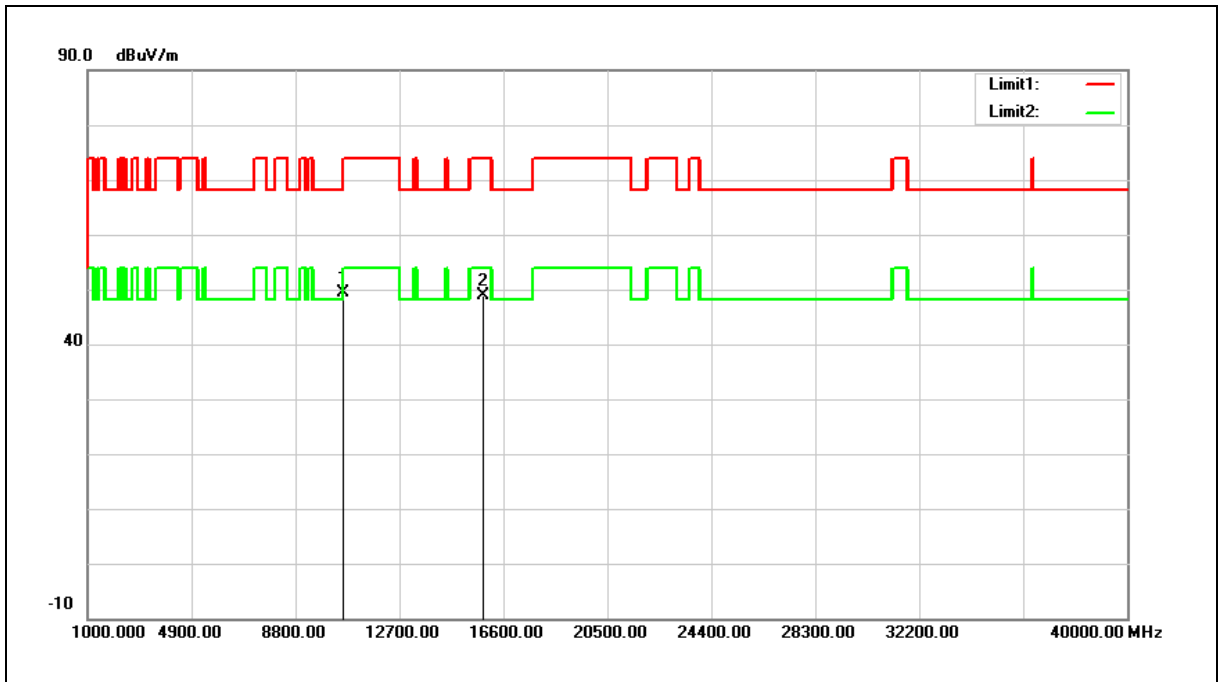
No.	Frequency (MHz)	Reading (dBuV)	Correct Factor (dB/m)	Result (dBuV/m)	Limit (dBuV/m)	Margin (dB)	Remark
1	10420.000	35.11	14.42	49.53	68.20	-18.67	peak
2	15630.000	34.57	16.56	51.13	74.00	-22.87	peak

Note:1.Result (dBuV/m) = Correct Factor (dB/m) + Reading(dBuV).

2.Correction factor (dB/m) = Antenna Factor (dB/m) + Cable loss (dB) – Pre-Amplifier gain (dB).

3.When the peak results are less than average limit, so not need to evaluate the average.

Standard:	FCC Part 15.407	Test Distance:	3 m
Test item:	Harmonic		
Frequency:	5290 MHz		
Mode:	802.11ax HE80		
Ant.Polar.:	Horizontal		



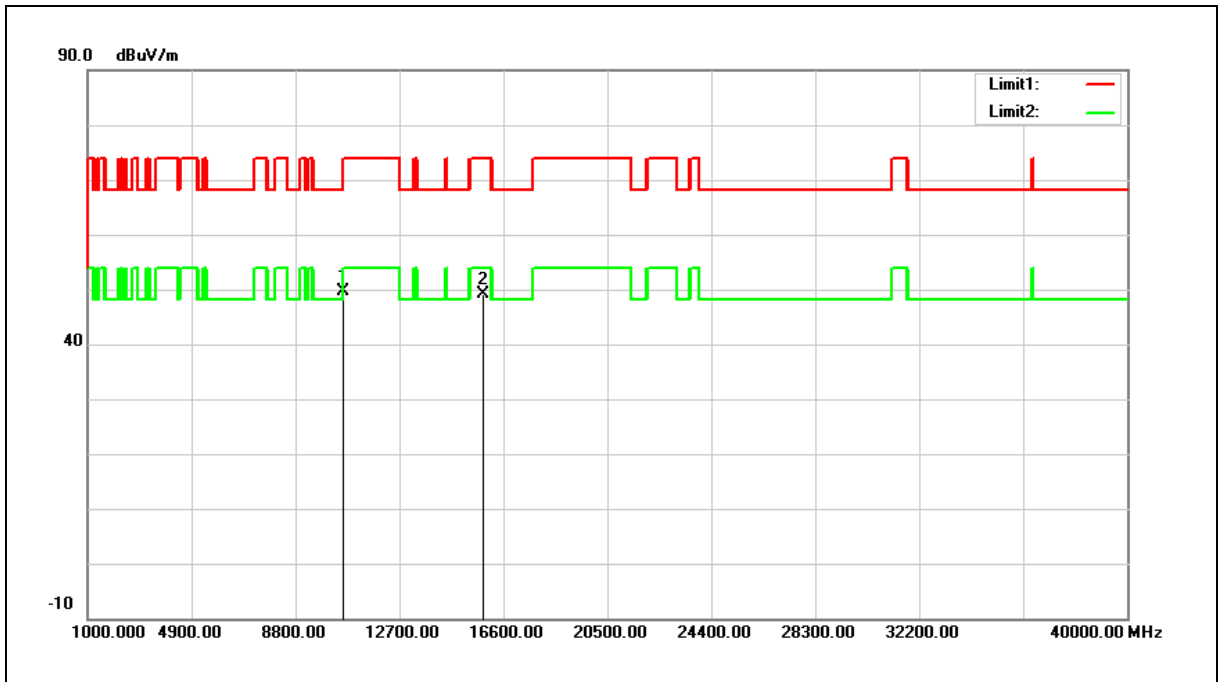
No.	Frequency (MHz)	Reading (dBuV)	Correct Factor (dB/m)	Result (dBuV/m)	Limit (dBuV/m)	Margin (dB)	Remark
1	10580.000	34.90	14.57	49.47	68.20	-18.73	peak
2	15870.000	33.15	15.74	48.89	74.00	-25.11	peak

Note:1.Result (dBuV/m) = Correct Factor (dB/m) + Reading(dBuV).

2.Correction factor (dB/m) = Antenna Factor (dB/m) + Cable loss (dB) – Pre-Amplifier gain (dB).

3.When the peak results are less than average limit, so not need to evaluate the average.

Standard:	FCC Part 15.407	Test Distance:	3 m
Test item:	Harmonic		
Frequency:	5290 MHz		
Mode:	802.11ax HE80		
Ant.Polar.:	Vertical		



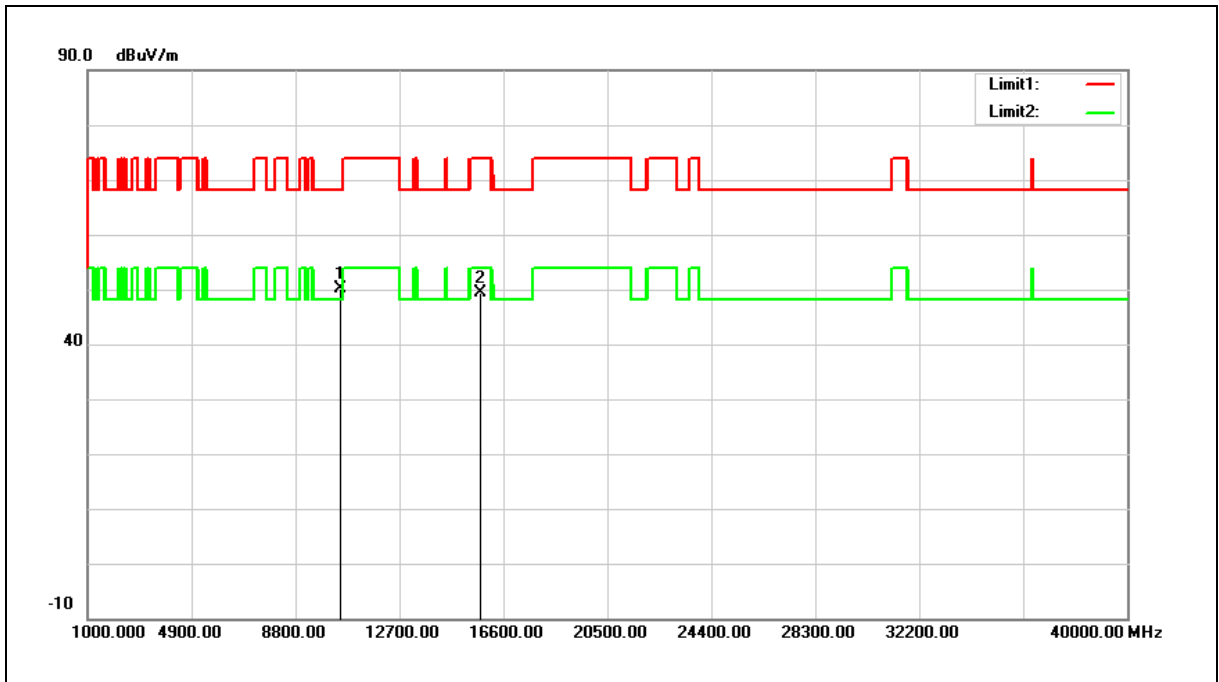
No.	Frequency (MHz)	Reading (dBuV)	Correct Factor (dB/m)	Result (dBuV/m)	Limit (dBuV/m)	Margin (dB)	Remark
1	10580.000	34.96	14.57	49.53	68.20	-18.67	peak
2	15870.000	33.31	15.74	49.05	74.00	-24.95	peak

Note:1.Result (dBuV/m) = Correct Factor (dB/m) + Reading(dBuV).

2.Correction factor (dB/m) = Antenna Factor (dB/m) + Cable loss (dB) – Pre-Amplifier gain (dB).

3.When the peak results are less than average limit, so not need to evaluate the average.

Standard:	FCC Part 15.407	Test Distance:	3 m
Test item:	Harmonic		
Frequency:	5250 MHz		
Mode:	802.11ax HE160		
Ant.Polar.:	Horizontal		



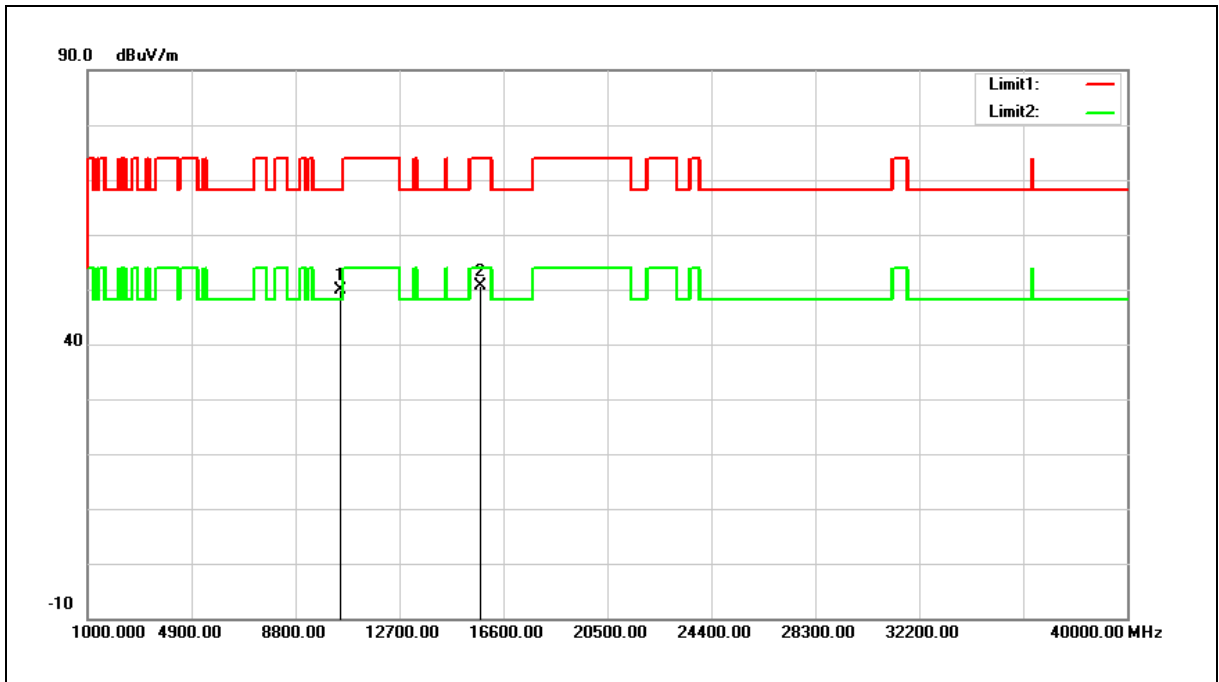
No.	Frequency (MHz)	Reading (dBuV)	Correct Factor (dB/m)	Result (dBuV/m)	Limit (dBuV/m)	Margin (dB)	Remark
1	10500.000	35.54	14.59	50.13	68.20	-18.07	peak
2	15750.000	33.13	16.15	49.28	74.00	-24.72	peak

Note:1.Result (dBuV/m) = Correct Factor (dB/m) + Reading(dBuV).

2.Correction factor (dB/m) = Antenna Factor (dB/m) + Cable loss (dB) – Pre-Amplifier gain (dB).

3.When the peak results are less than average limit, so not need to evaluate the average.

Standard:	FCC Part 15.407	Test Distance:	3 m
Test item:	Harmonic		
Frequency:	5250 MHz		
Mode:	802.11ax HE160		
Ant.Polar.:	Vertical		



No.	Frequency (MHz)	Reading (dBuV)	Correct Factor (dB/m)	Result (dBuV/m)	Limit (dBuV/m)	Margin (dB)	Remark
1	10500.000	35.26	14.59	49.85	68.20	-18.35	peak
2	15750.000	34.41	16.15	50.56	74.00	-23.44	peak

Note:1.Result (dBuV/m) = Correct Factor (dB/m) + Reading(dBuV).

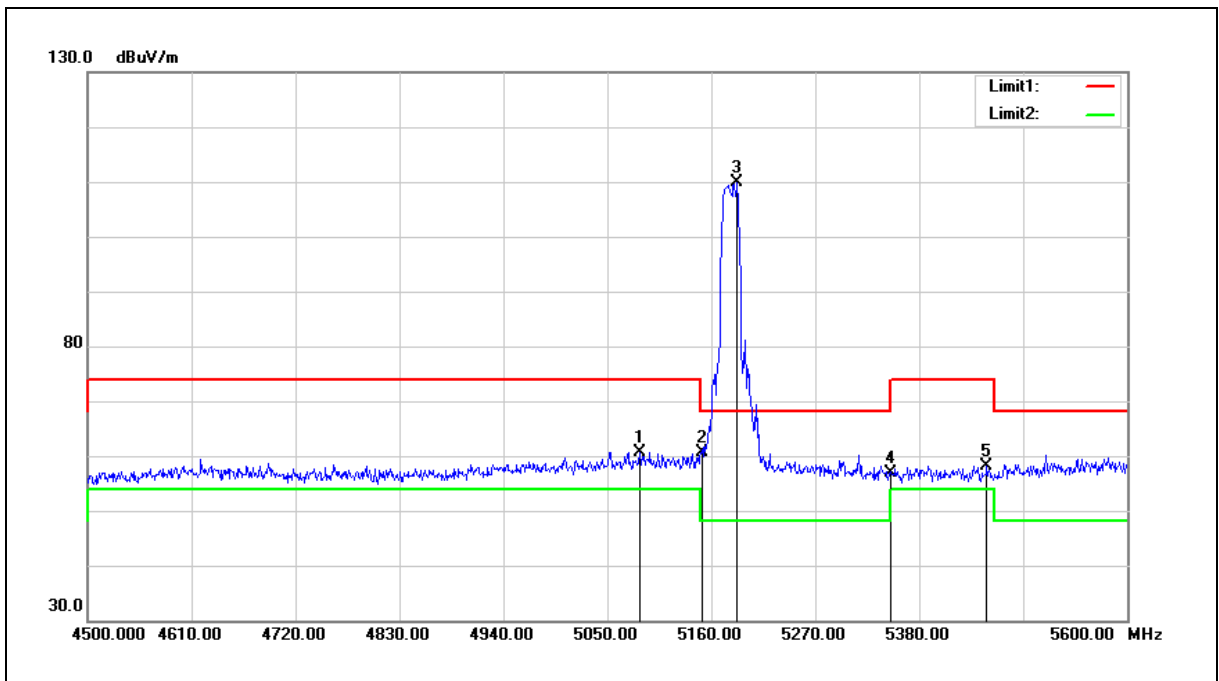
2.Correction factor (dB/m) = Antenna Factor (dB/m) + Cable loss (dB) – Pre-Amplifier gain (dB).

3.When the peak results are less than average limit, so not need to evaluate the average.

Band Edge

Peak

Standard:	FCC Part 15.407	Test Distance:	3 m
Test item:	Band edge		
Frequency:	5180 MHz		
Mode:	802.11a		
Ant.Polar.:	Horizontal		



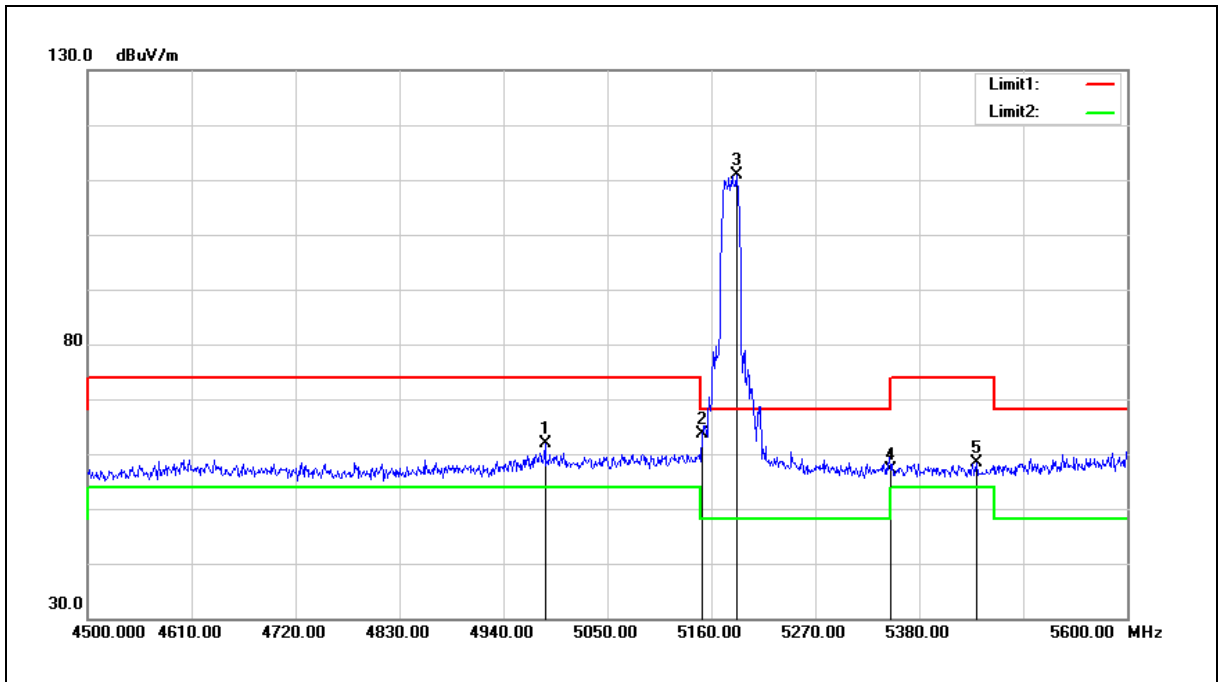
No.	Frequency (MHz)	Reading (dBuV)	Correct Factor (dB/m)	Result (dBuV/m)	Limit (dBuV/m)	Margin (dB)	Remark
1	5084.100	60.93	-0.20	60.73	74.00	-13.27	peak
2	5150.000	60.73	-0.08	60.65	74.00	-13.35	peak
3	5187.500	109.99	-0.01	109.98	68.20	41.78	peak
4	5350.000	56.55	0.30	56.85	74.00	-17.15	peak
5	5451.500	57.69	0.48	58.17	74.00	-15.83	peak

Note:1.Result (dBuV/m) = Correct Factor (dB/m) + Reading(dBuV).

2.Correction factor (dB/m) = Antenna Factor (dB/m) + Cable loss (dB) – Pre-Amplifier gain (dB).

3.When the peak results are less than average limit, so not need to evaluate the average.

Standard:	FCC Part 15.407	Test Distance:	3 m
Test item:	Band edge		
Frequency:	5180 MHz		
Mode:	802.11a		
Ant.Polar.:	Vertical		



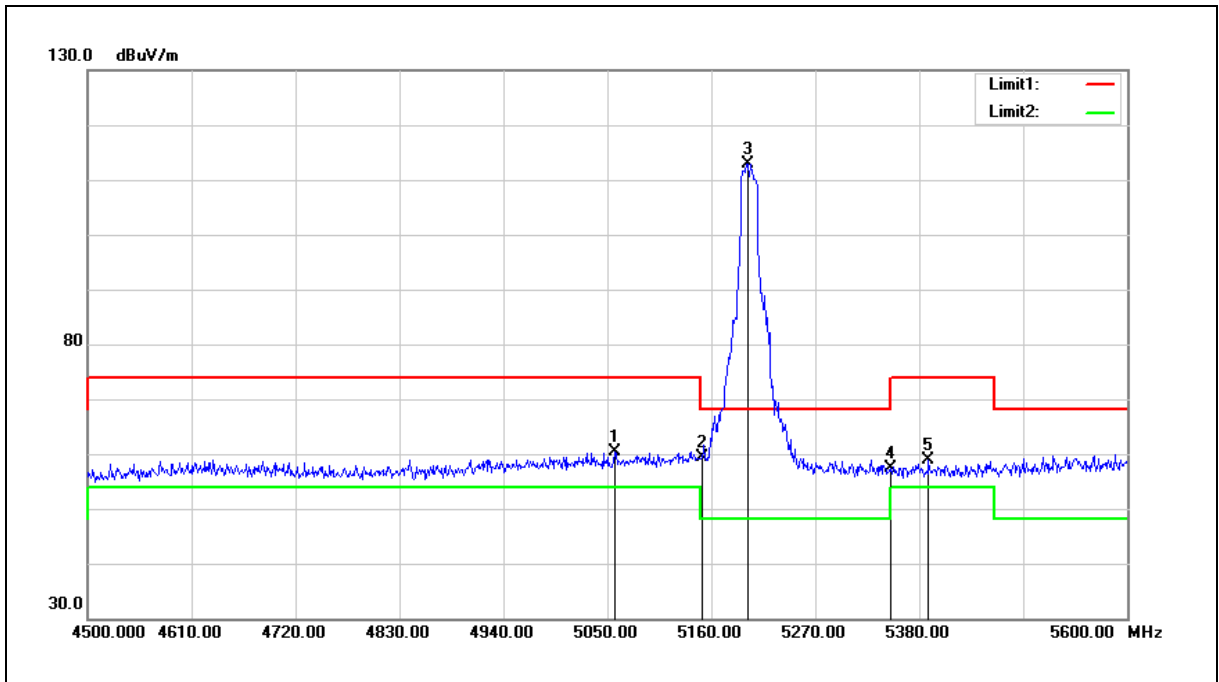
No.	Frequency (MHz)	Reading (dBuV)	Correct Factor (dB/m)	Result (dBuV/m)	Limit (dBuV/m)	Margin (dB)	Remark
1	4984.000	62.36	-0.42	61.94	74.00	-12.06	peak
2	5150.000	63.64	-0.08	63.56	74.00	-10.44	peak
3	5186.400	110.95	-0.01	110.94	68.20	42.74	peak
4	5350.000	56.76	0.30	57.06	74.00	-16.94	peak
5	5440.500	58.03	0.46	58.49	74.00	-15.51	peak

Note: 1.Result (dBuV/m) = Correct Factor (dB/m) + Reading(dBuV).

2.Correction factor (dB/m) = Antenna Factor (dB/m) + Cable loss (dB) – Pre-Amplifier gain (dB).

3.When the peak results are less than average limit, so not need to evaluate the average.

Standard:	FCC Part 15.407	Test Distance:	3 m
Test item:	Band edge		
Frequency:	5200 MHz		
Mode:	802.11a		
Ant.Polar.:	Horizontal		



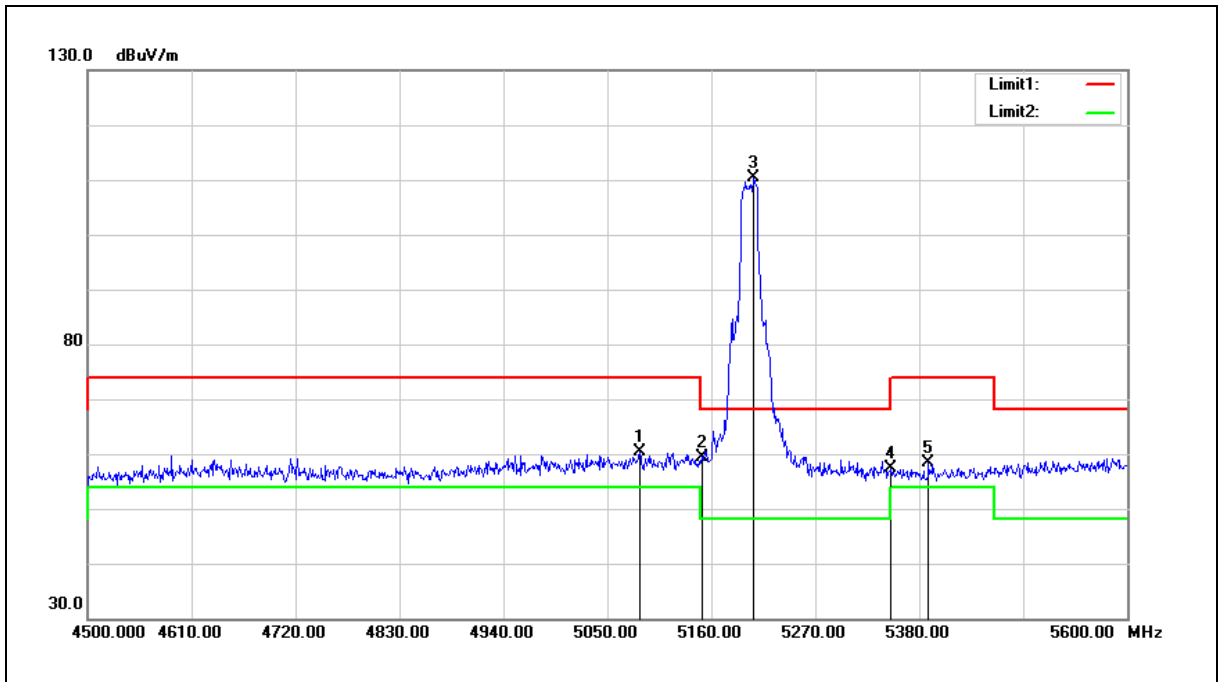
No.	Frequency (MHz)	Reading (dBuV)	Correct Factor (dB/m)	Result (dBuV/m)	Limit (dBuV/m)	Margin (dB)	Remark
1	5057.700	60.75	-0.25	60.50	74.00	-13.50	peak
2	5150.000	59.35	-0.08	59.27	74.00	-14.73	peak
3	5198.500	112.96	0.01	112.97	68.20	44.77	peak
4	5350.000	57.14	0.30	57.44	74.00	-16.56	peak
5	5389.900	58.62	0.36	58.98	74.00	-15.02	peak

Note: 1.Result (dBuV/m) = Correct Factor (dB/m) + Reading(dBuV).

2.Correction factor (dB/m) = Antenna Factor (dB/m) + Cable loss (dB) – Pre-Amplifier gain (dB).

3.When the peak results are less than average limit, so not need to evaluate the average.

Standard:	FCC Part 15.407	Test Distance:	3 m
Test item:	Band edge		
Frequency:	5200 MHz		
Mode:	802.11a		
Ant.Polar.:	Vertical		



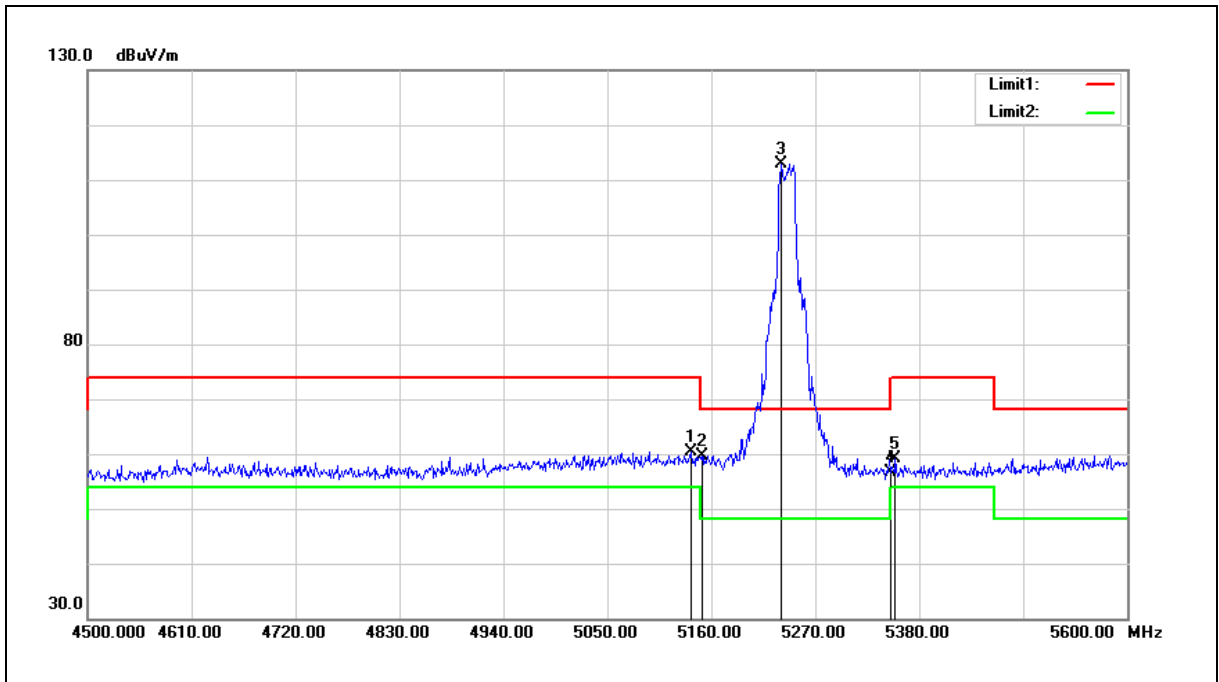
No.	Frequency (MHz)	Reading (dBuV)	Correct Factor (dB/m)	Result (dBuV/m)	Limit (dBuV/m)	Margin (dB)	Remark
1	5084.100	60.67	-0.20	60.47	74.00	-13.53	peak
2	5150.000	59.44	-0.08	59.36	74.00	-14.64	peak
3	5205.100	110.27	0.02	110.29	68.20	42.09	peak
4	5350.000	57.01	0.30	57.31	74.00	-16.69	peak
5	5389.900	57.97	0.36	58.33	74.00	-15.67	peak

Note: 1.Result (dBuV/m) = Correct Factor (dB/m) + Reading(dBuV).

2.Correction factor (dB/m) = Antenna Factor (dB/m) + Cable loss (dB) – Pre-Amplifier gain (dB).

3.When the peak results are less than average limit, so not need to evaluate the average.

Standard:	FCC Part 15.407	Test Distance:	3 m
Test item:	Band edge		
Frequency:	5240 MHz		
Mode:	802.11a		
Ant.Polar.:	Horizontal		



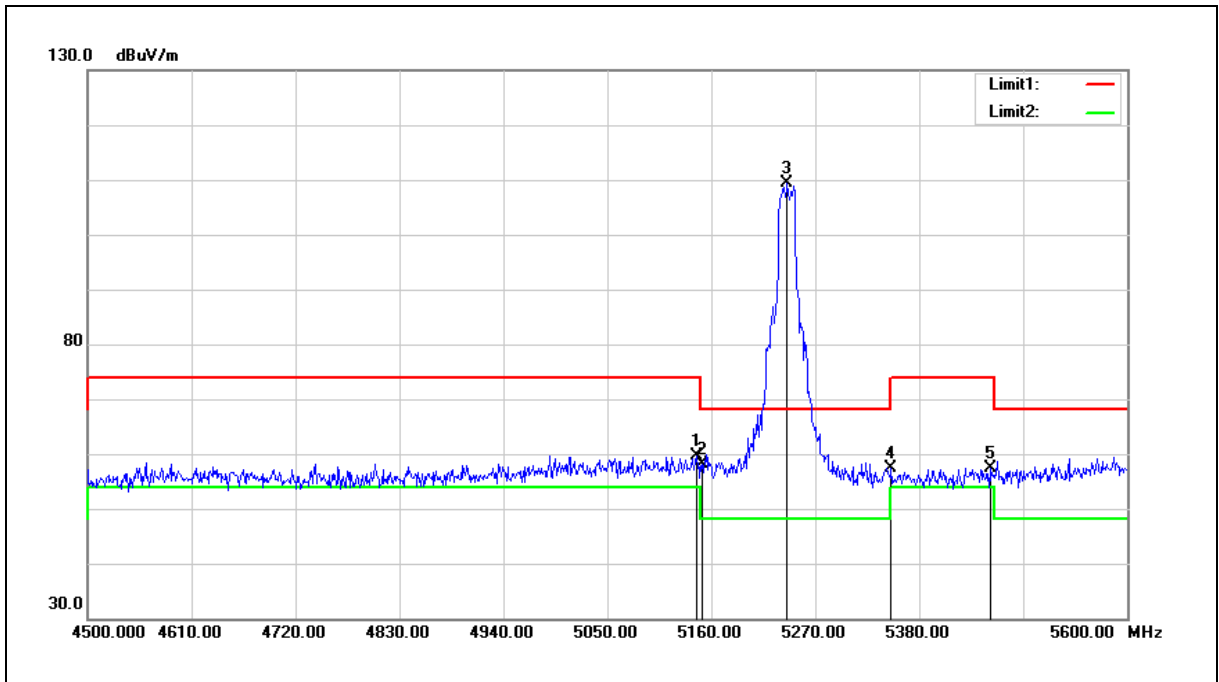
No.	Frequency (MHz)	Reading (dBuV)	Correct Factor (dB/m)	Result (dBuV/m)	Limit (dBuV/m)	Margin (dB)	Remark
1	5139.100	60.42	-0.10	60.32	74.00	-13.68	peak
2	5150.000	59.81	-0.08	59.73	74.00	-14.27	peak
3	5233.700	112.84	0.08	112.92	68.20	44.72	peak
4	5350.000	56.33	0.30	56.63	74.00	-17.37	peak
5	5354.700	58.92	0.30	59.22	74.00	-14.78	peak

Note: 1. Result (dBuV/m) = Correct Factor (dB/m) + Reading (dBuV).

2. Correction factor (dB/m) = Antenna Factor (dB/m) + Cable loss (dB) – Pre-Amplifier gain (dB).

3. When the peak results are less than average limit, so not need to evaluate the average.

Standard:	FCC Part 15.407	Test Distance:	3 m
Test item:	Band edge		
Frequency:	5240 MHz		
Mode:	802.11a		
Ant.Polar.:	Vertical		



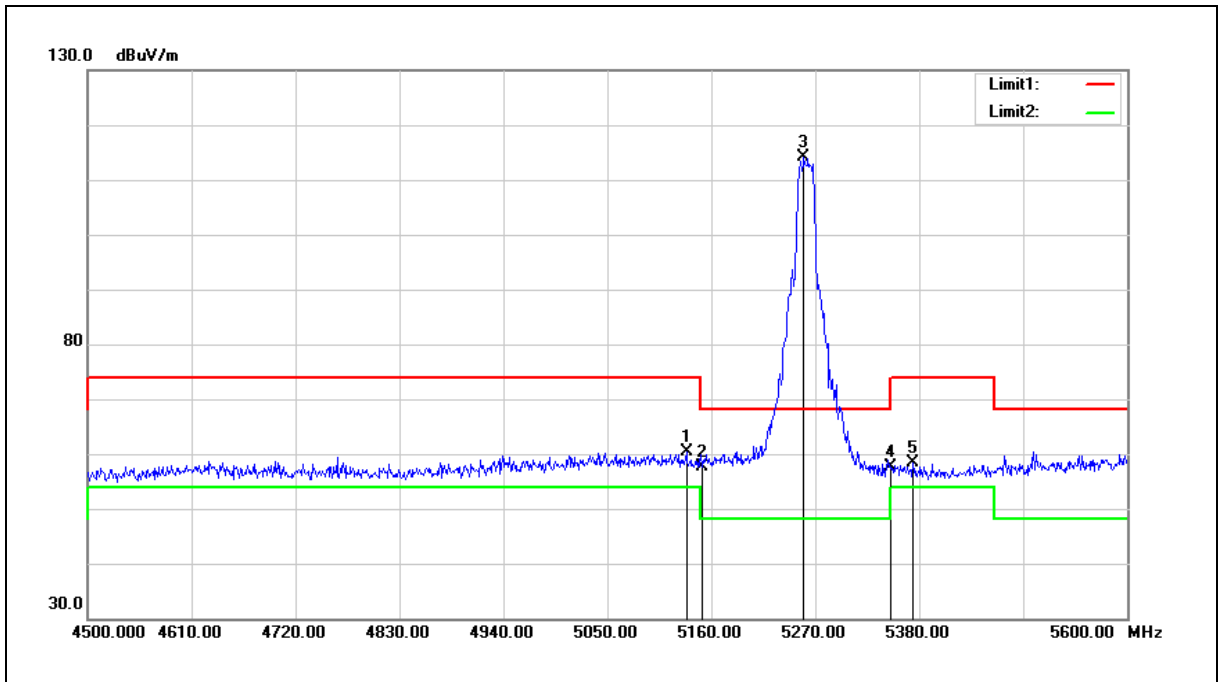
No.	Frequency (MHz)	Reading (dBuV)	Correct Factor (dB/m)	Result (dBuV/m)	Limit (dBuV/m)	Margin (dB)	Remark
1	5144.600	59.67	-0.08	59.59	74.00	-14.41	peak
2	5150.000	58.30	-0.08	58.22	74.00	-15.78	peak
3	5240.300	109.39	0.09	109.48	68.20	41.28	peak
4	5350.000	57.18	0.30	57.48	74.00	-16.52	peak
5	5454.800	57.00	0.48	57.48	74.00	-16.52	peak

Note: 1.Result (dBuV/m) = Correct Factor (dB/m) + Reading(dBuV).

2.Correction factor (dB/m) = Antenna Factor (dB/m) + Cable loss (dB) – Pre-Amplifier gain (dB).

3.When the peak results are less than average limit, so not need to evaluate the average.

Standard:	FCC Part 15.407	Test Distance:	3 m
Test item:	Band edge		
Frequency:	5260 MHz		
Mode:	802.11a		
Ant.Polar.:	Horizontal		



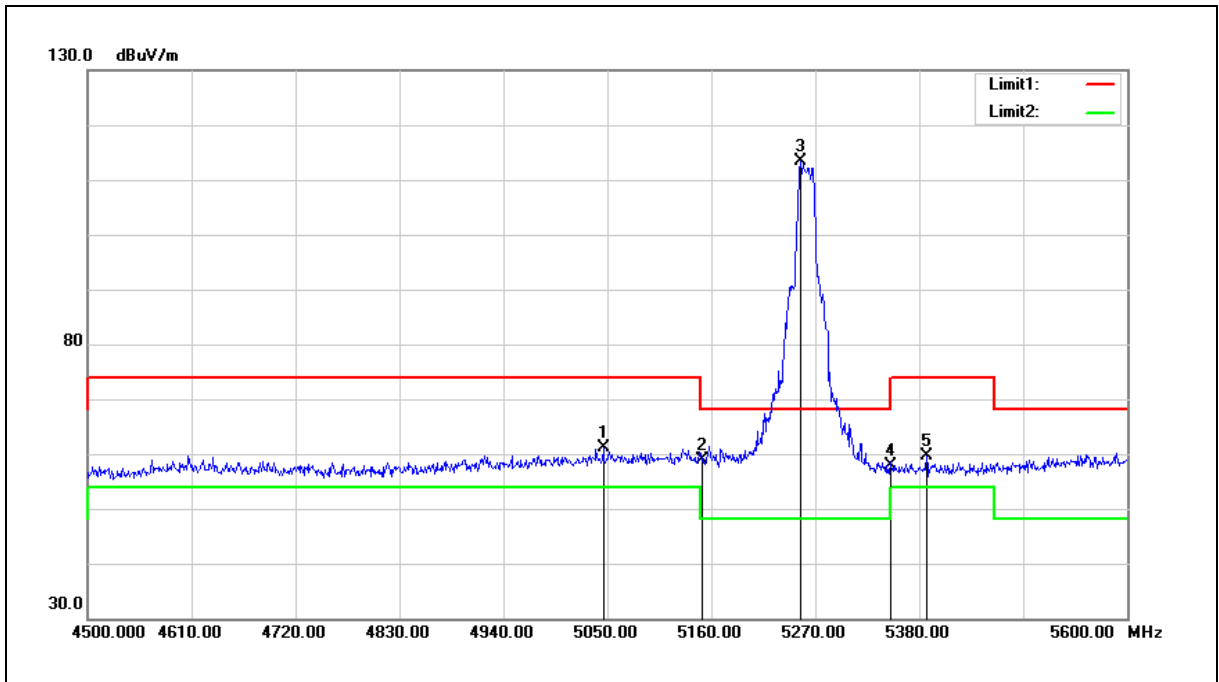
No.	Frequency (MHz)	Reading (dBuV)	Correct Factor (dB/m)	Result (dBuV/m)	Limit (dBuV/m)	Margin (dB)	Remark
1	5133.600	60.52	-0.10	60.42	74.00	-13.58	peak
2	5150.000	57.83	-0.08	57.75	74.00	-16.25	peak
3	5257.900	114.02	0.13	114.15	68.20	45.95	peak
4	5350.000	57.29	0.30	57.59	74.00	-16.41	peak
5	5373.400	57.99	0.34	58.33	74.00	-15.67	peak

Note: 1. Result (dBuV/m) = Correct Factor (dB/m) + Reading (dBuV).

2. Correction factor (dB/m) = Antenna Factor (dB/m) + Cable loss (dB) – Pre-Amplifier gain (dB).

3. When the peak results are less than average limit, so not need to evaluate the average.

Standard:	FCC Part 15.407	Test Distance:	3 m
Test item:	Band edge		
Frequency:	5260 MHz		
Mode:	802.11a		
Ant.Polar.:	Vertical		



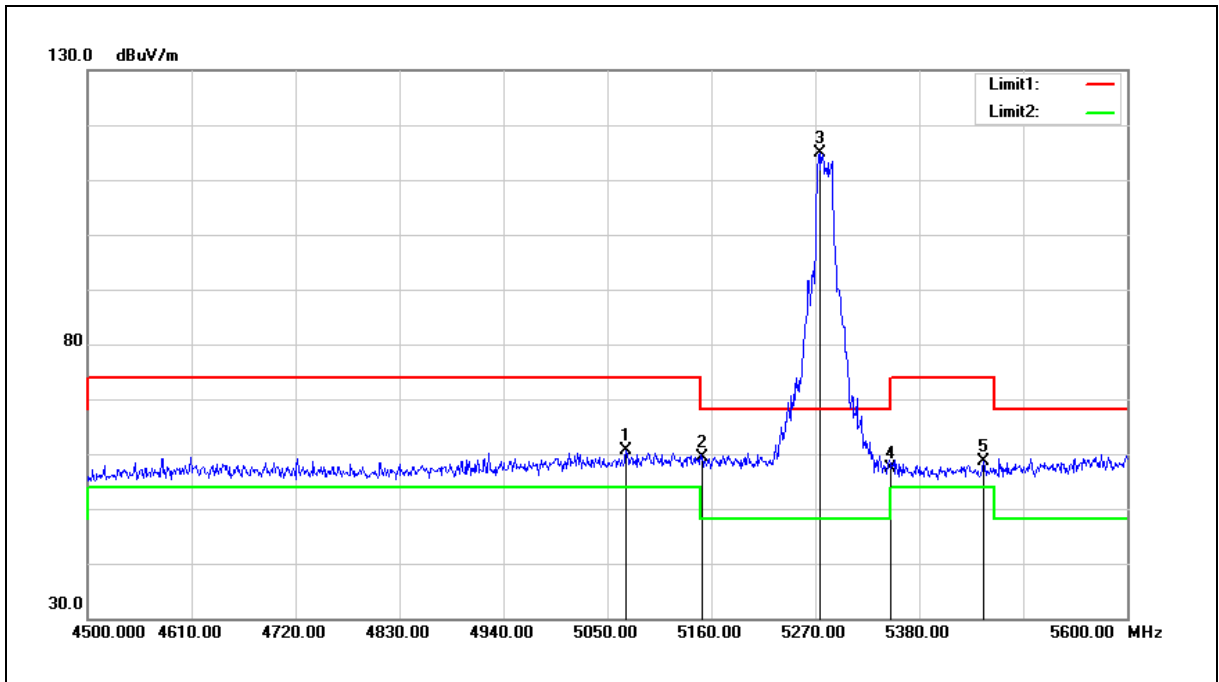
No.	Frequency (MHz)	Reading (dBuV)	Correct Factor (dB/m)	Result (dBuV/m)	Limit (dBuV/m)	Margin (dB)	Remark
1	5045.600	61.50	-0.27	61.23	74.00	-12.77	peak
2	5150.000	58.92	-0.08	58.84	74.00	-15.16	peak
3	5254.600	113.16	0.12	113.28	68.20	45.08	peak
4	5350.000	57.48	0.30	57.78	74.00	-16.22	peak
5	5387.700	59.38	0.36	59.74	74.00	-14.26	peak

Note: 1.Result (dBuV/m) = Correct Factor (dB/m) + Reading(dBuV).

2.Correction factor (dB/m) = Antenna Factor (dB/m) + Cable loss (dB) – Pre-Amplifier gain (dB).

3.When the peak results are less than average limit, so not need to evaluate the average.

Standard:	FCC Part 15.407	Test Distance:	3 m
Test item:	Band edge		
Frequency:	5280 MHz		
Mode:	802.11a		
Ant.Polar.:	Horizontal		



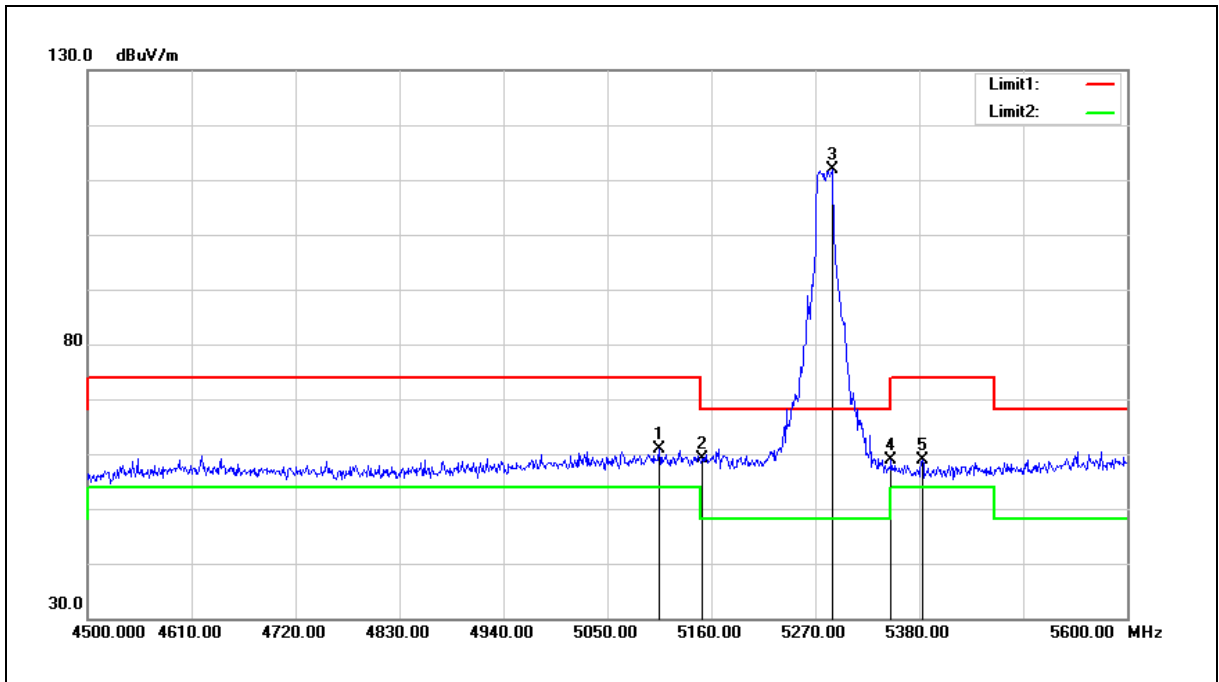
No.	Frequency (MHz)	Reading (dBuV)	Correct Factor (dB/m)	Result (dBuV/m)	Limit (dBuV/m)	Margin (dB)	Remark
1	5069.800	60.76	-0.23	60.53	74.00	-13.47	peak
2	5150.000	59.34	-0.08	59.26	74.00	-14.74	peak
3	5274.400	114.73	0.15	114.88	68.20	46.68	peak
4	5350.000	57.10	0.30	57.40	74.00	-16.60	peak
5	5448.200	58.03	0.48	58.51	74.00	-15.49	peak

Note: 1.Result (dBuV/m) = Correct Factor (dB/m) + Reading(dBuV).

2.Correction factor (dB/m) = Antenna Factor (dB/m) + Cable loss (dB) – Pre-Amplifier gain (dB).

3.When the peak results are less than average limit, so not need to evaluate the average.

Standard:	FCC Part 15.407	Test Distance:	3 m
Test item:	Band edge		
Frequency:	5280 MHz		
Mode:	802.11a		
Ant.Polar.:	Vertical		



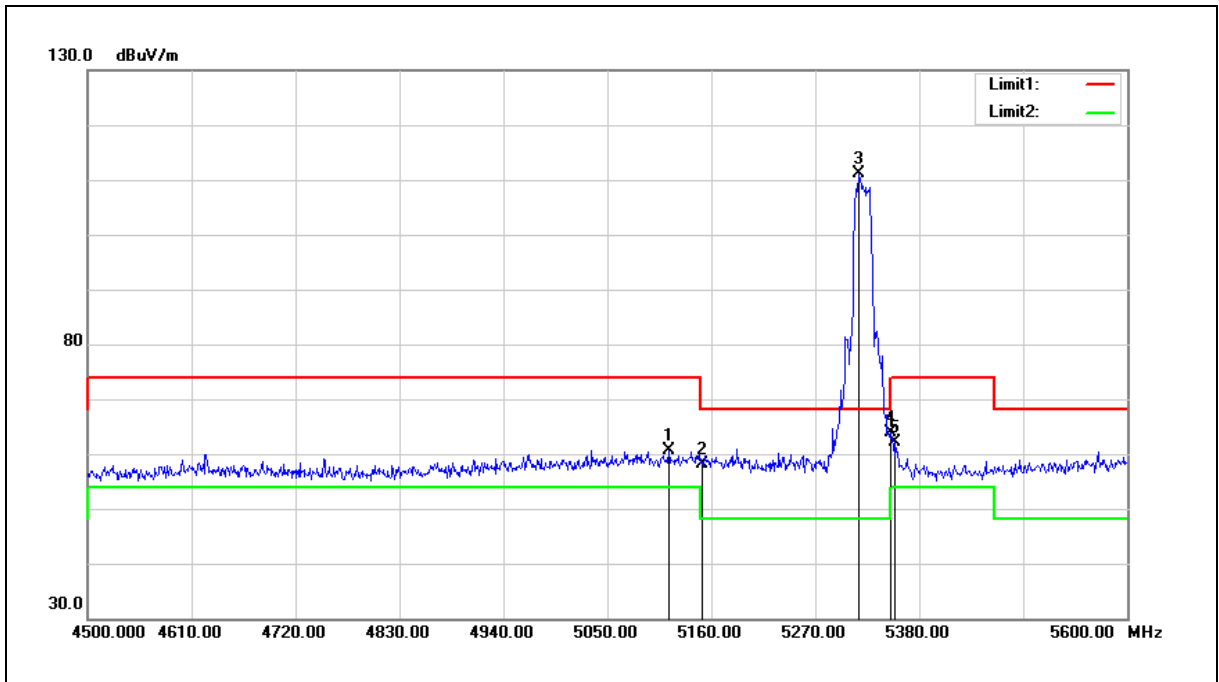
No.	Frequency (MHz)	Reading (dBuV)	Correct Factor (dB/m)	Result (dBuV/m)	Limit (dBuV/m)	Margin (dB)	Remark
1	5105.000	61.01	-0.16	60.85	74.00	-13.15	peak
2	5150.000	59.13	-0.08	59.05	74.00	-14.95	peak
3	5287.600	111.58	0.18	111.76	68.20	43.56	peak
4	5350.000	58.68	0.30	58.98	74.00	-15.02	peak
5	5383.300	58.45	0.36	58.81	74.00	-15.19	peak

Note: 1.Result (dBuV/m) = Correct Factor (dB/m) + Reading(dBuV).

2.Correction factor (dB/m) = Antenna Factor (dB/m) + Cable loss (dB) – Pre-Amplifier gain (dB).

3.When the peak results are less than average limit, so not need to evaluate the average.

Standard:	FCC Part 15.407	Test Distance:	3 m
Test item:	Band edge		
Frequency:	5320 MHz		
Mode:	802.11a		
Ant.Polar.:	Horizontal		



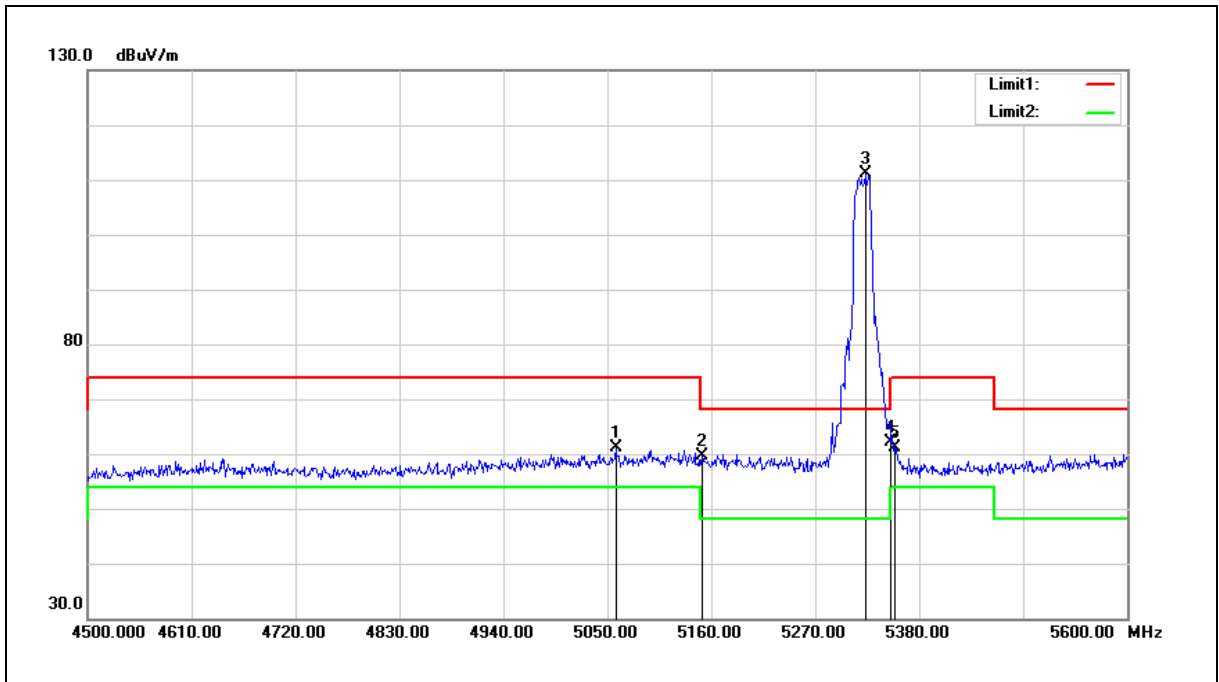
No.	Frequency (MHz)	Reading (dBuV)	Correct Factor (dB/m)	Result (dBuV/m)	Limit (dBuV/m)	Margin (dB)	Remark
1	5114.900	60.69	-0.15	60.54	74.00	-13.46	peak
2	5150.000	58.16	-0.08	58.08	74.00	-15.92	peak
3	5316.200	110.96	0.23	111.19	68.20	42.99	peak
4	5350.000	63.53	0.30	63.83	74.00	-10.17	peak
5	5354.700	61.84	0.30	62.14	74.00	-11.86	peak

Note: 1.Result (dBuV/m) = Correct Factor (dB/m) + Reading(dBuV).

2.Correction factor (dB/m) = Antenna Factor (dB/m) + Cable loss (dB) – Pre-Amplifier gain (dB).

3.When the peak results are less than average limit, so not need to evaluate the average.

Standard:	FCC Part 15.407	Test Distance:	3 m
Test item:	Band edge		
Frequency:	5320 MHz		
Mode:	802.11a		
Ant.Polar.:	Vertical		



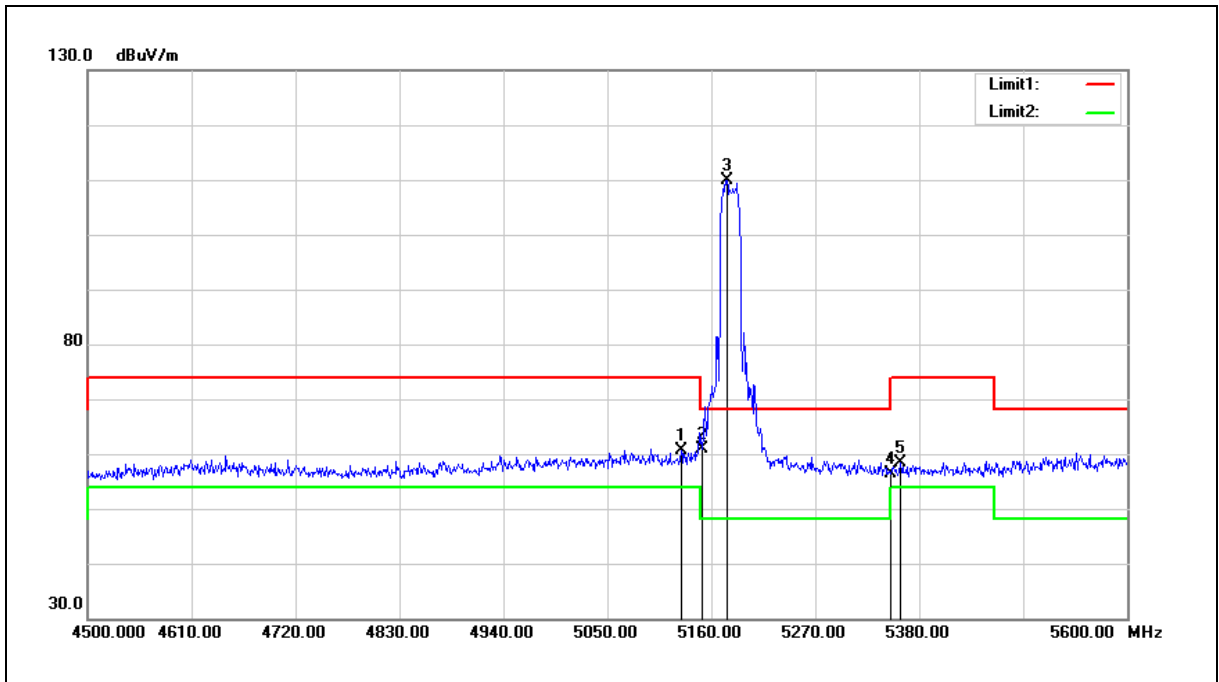
No.	Frequency (MHz)	Reading (dBuV)	Correct Factor (dB/m)	Result (dBuV/m)	Limit (dBuV/m)	Margin (dB)	Remark
1	5058.800	61.41	-0.25	61.16	74.00	-12.84	peak
2	5150.000	59.63	-0.08	59.55	74.00	-14.45	peak
3	5322.800	110.81	0.25	111.06	68.20	42.86	peak
4	5350.000	61.76	0.30	62.06	74.00	-11.94	peak
5	5354.700	60.81	0.30	61.11	74.00	-12.89	peak

Note: 1.Result (dBuV/m) = Correct Factor (dB/m) + Reading(dBuV).

2.Correction factor (dB/m) = Antenna Factor (dB/m) + Cable loss (dB) – Pre-Amplifier gain (dB).

3.When the peak results are less than average limit, so not need to evaluate the average.

Standard:	FCC Part 15.407	Test Distance:	3 m
Test item:	Band edge		
Frequency:	5180 MHz		
Mode:	802.11ax HE20		
Ant.Polar.:	Horizontal		



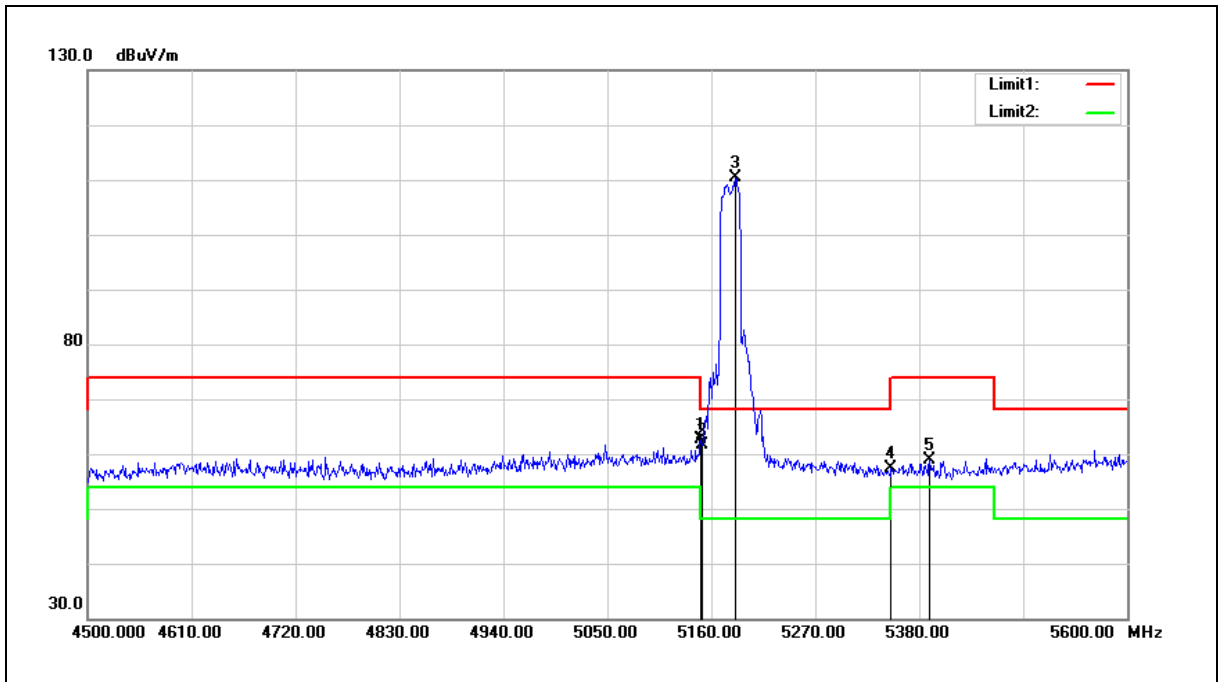
No.	Frequency (MHz)	Reading (dBuV)	Correct Factor (dB/m)	Result (dBuV/m)	Limit (dBuV/m)	Margin (dB)	Remark
1	5128.100	60.80	-0.13	60.67	74.00	-13.33	peak
2	5150.000	60.84	-0.08	60.76	74.00	-13.24	peak
3	5176.500	109.94	-0.03	109.91	68.20	41.71	peak
4	5350.000	56.11	0.30	56.41	74.00	-17.59	peak
5	5360.200	58.06	0.31	58.37	74.00	-15.63	peak

Note: 1.Result (dBuV/m) = Correct Factor (dB/m) + Reading(dBuV).

2.Correction factor (dB/m) = Antenna Factor (dB/m) + Cable loss (dB) – Pre-Amplifier gain (dB).

3.When the peak results are less than average limit, so not need to evaluate the average.

Standard:	FCC Part 15.407	Test Distance:	3 m
Test item:	Band edge		
Frequency:	5180 MHz		
Mode:	802.11ax HE20		
Ant.Polar.:	Vertical		



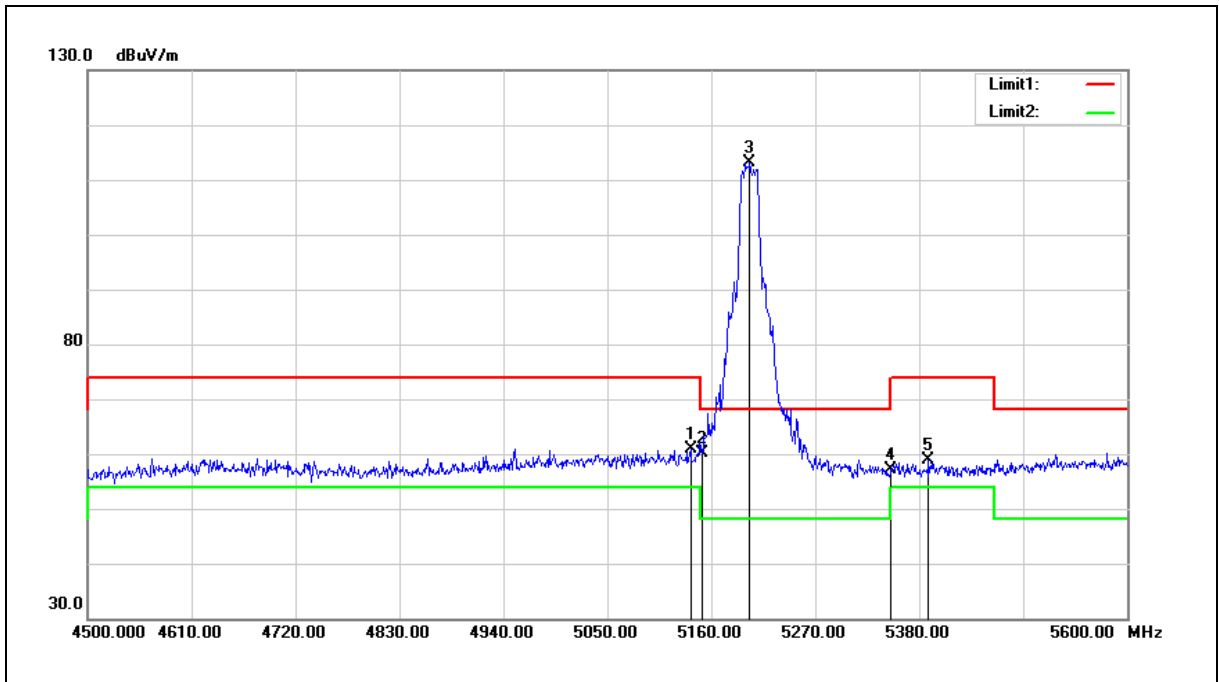
No.	Frequency (MHz)	Reading (dBuV)	Correct Factor (dB/m)	Result (dBuV/m)	Limit (dBuV/m)	Margin (dB)	Remark
1	5149.000	62.81	-0.08	62.73	74.00	-11.27	peak
2	5150.000	61.72	-0.08	61.64	74.00	-12.36	peak
3	5185.300	110.45	-0.01	110.44	68.20	42.24	peak
4	5350.000	57.01	0.30	57.31	74.00	-16.69	peak
5	5391.000	58.43	0.37	58.80	74.00	-15.20	peak

Note: 1.Result (dBuV/m) = Correct Factor (dB/m) + Reading(dBuV).

2.Correction factor (dB/m) = Antenna Factor (dB/m) + Cable loss (dB) – Pre-Amplifier gain (dB).

3.When the peak results are less than average limit, so not need to evaluate the average.

Standard:	FCC Part 15.407	Test Distance:	3 m
Test item:	Band edge		
Frequency:	5200 MHz		
Mode:	802.11ax HE20		
Ant.Polar.:	Horizontal		



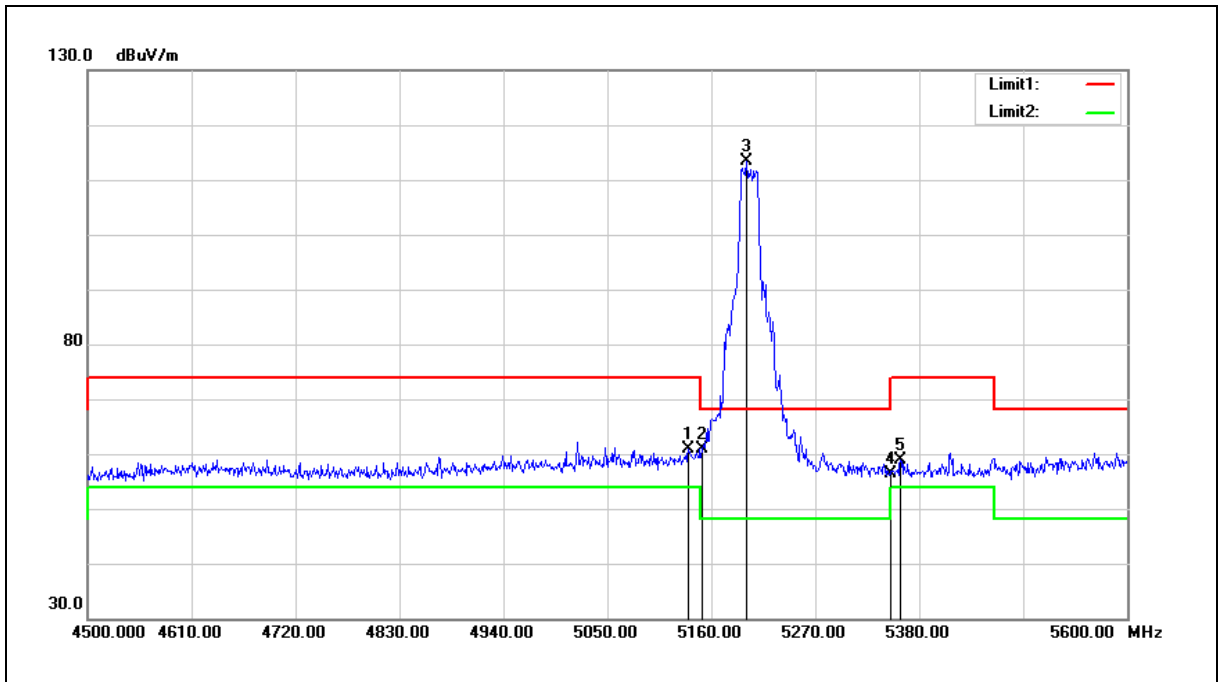
No.	Frequency (MHz)	Reading (dBuV)	Correct Factor (dB/m)	Result (dBuV/m)	Limit (dBuV/m)	Margin (dB)	Remark
1	5138.000	61.01	-0.10	60.91	74.00	-13.09	peak
2	5150.000	60.24	-0.08	60.16	74.00	-13.84	peak
3	5200.700	112.99	0.02	113.01	68.20	44.81	peak
4	5350.000	56.77	0.30	57.07	74.00	-16.93	peak
5	5389.900	58.40	0.36	58.76	74.00	-15.24	peak

Note: 1.Result (dBuV/m) = Correct Factor (dB/m) + Reading(dBuV).

2.Correction factor (dB/m) = Antenna Factor (dB/m) + Cable loss (dB) – Pre-Amplifier gain (dB).

3.When the peak results are less than average limit, so not need to evaluate the average.

Standard:	FCC Part 15.407	Test Distance:	3 m
Test item:	Band edge		
Frequency:	5200 MHz		
Mode:	802.11ax HE20		
Ant.Polar.:	Vertical		



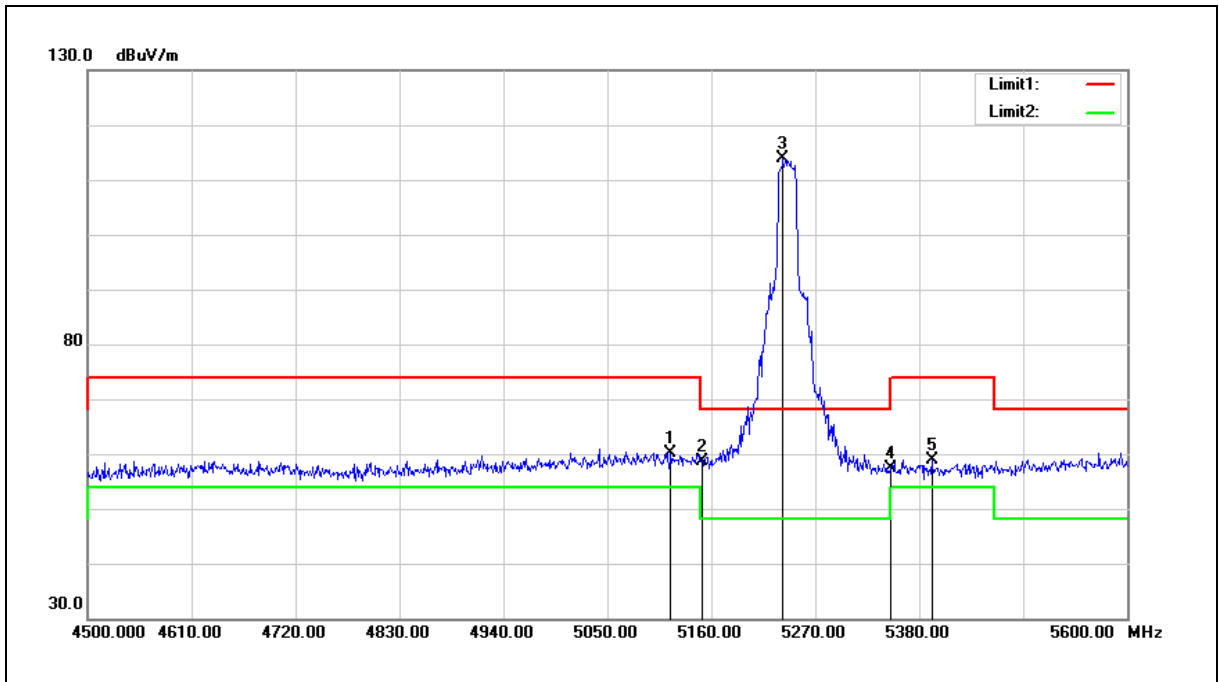
No.	Frequency (MHz)	Reading (dBuV)	Correct Factor (dB/m)	Result (dBuV/m)	Limit (dBuV/m)	Margin (dB)	Remark
1	5135.800	61.06	-0.10	60.96	74.00	-13.04	peak
2	5150.000	61.05	-0.08	60.97	74.00	-13.03	peak
3	5197.400	113.42	0.01	113.43	68.20	45.23	peak
4	5350.000	55.99	0.30	56.29	74.00	-17.71	peak
5	5360.200	58.52	0.31	58.83	74.00	-15.17	peak

Note: 1.Result (dBuV/m) = Correct Factor (dB/m) + Reading(dBuV).

2.Correction factor (dB/m) = Antenna Factor (dB/m) + Cable loss (dB) – Pre-Amplifier gain (dB).

3.When the peak results are less than average limit, so not need to evaluate the average.

Standard:	FCC Part 15.407	Test Distance:	3 m
Test item:	Band edge		
Frequency:	5240 MHz		
Mode:	802.11ax HE20		
Ant.Polar.:	Horizontal		



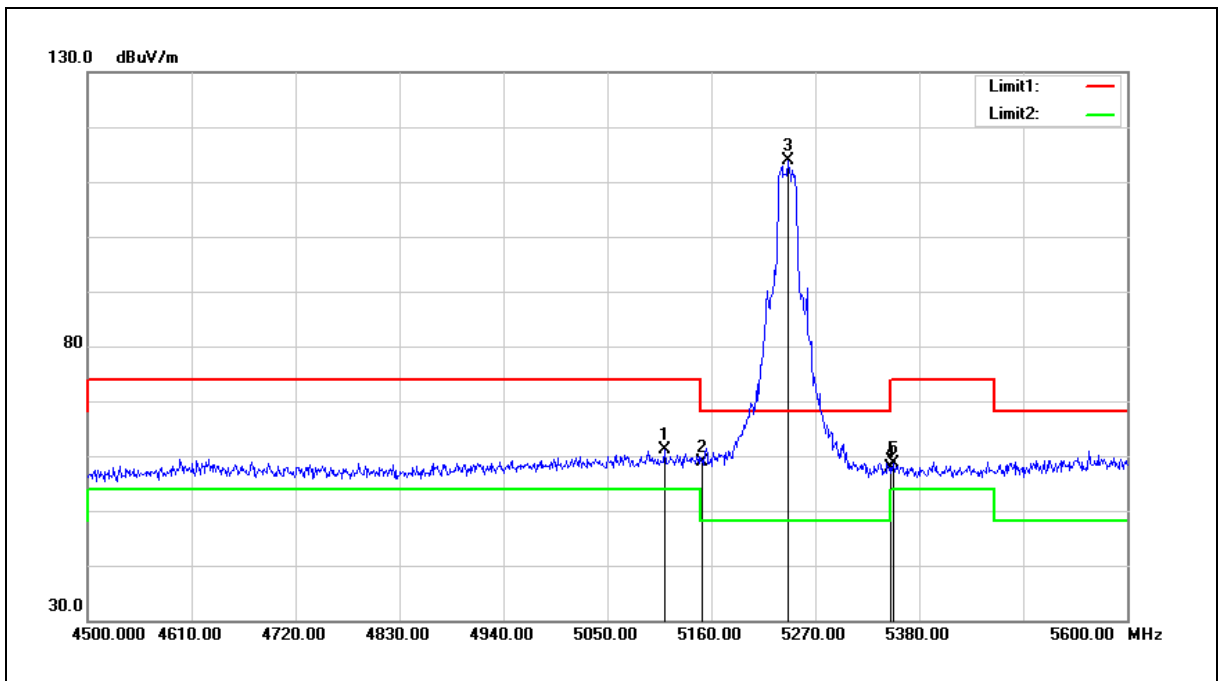
No.	Frequency (MHz)	Reading (dBuV)	Correct Factor (dB/m)	Result (dBuV/m)	Limit (dBuV/m)	Margin (dB)	Remark
1	5117.100	60.31	-0.14	60.17	74.00	-13.83	peak
2	5150.000	58.70	-0.08	58.62	74.00	-15.38	peak
3	5235.900	113.87	0.08	113.95	68.20	45.75	peak
4	5350.000	57.16	0.30	57.46	74.00	-16.54	peak
5	5393.200	58.57	0.37	58.94	74.00	-15.06	peak

Note: 1.Result (dBuV/m) = Correct Factor (dB/m) + Reading(dBuV).

2.Correction factor (dB/m) = Antenna Factor (dB/m) + Cable loss (dB) – Pre-Amplifier gain (dB).

3.When the peak results are less than average limit, so not need to evaluate the average.

Standard:	FCC Part 15.407	Test Distance:	3 m
Test item:	Band edge		
Frequency:	5240 MHz		
Mode:	802.11ax HE20		
Ant.Polar.:	Vertical		



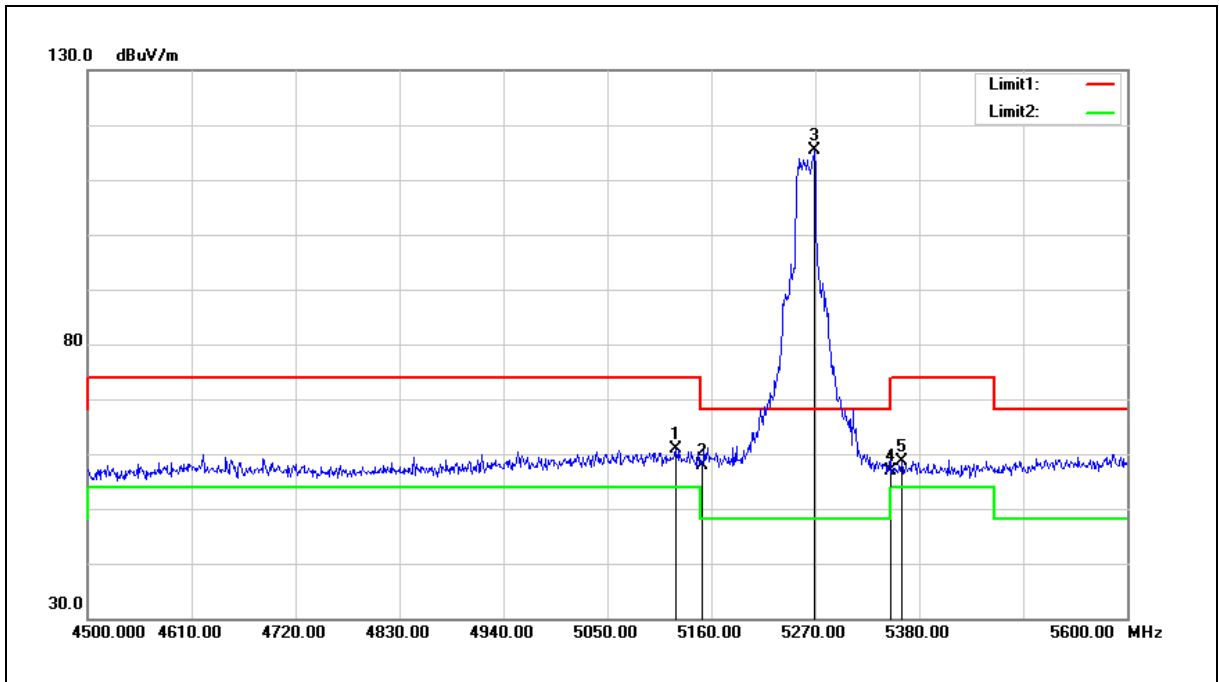
No.	Frequency (MHz)	Reading (dBuV)	Correct Factor (dB/m)	Result (dBuV/m)	Limit (dBuV/m)	Margin (dB)	Remark
1	5110.500	61.28	-0.15	61.13	74.00	-12.87	peak
2	5150.000	58.94	-0.08	58.86	74.00	-15.14	peak
3	5241.400	113.77	0.09	113.86	68.20	45.66	peak
4	5350.000	57.54	0.30	57.84	74.00	-16.16	peak
5	5352.500	58.26	0.30	58.56	74.00	-15.44	peak

Note: 1. Result (dBuV/m) = Correct Factor (dB/m) + Reading (dBuV).

2. Correction factor (dB/m) = Antenna Factor (dB/m) + Cable loss (dB) – Pre-Amplifier gain (dB).

3. When the peak results are less than average limit, so not need to evaluate the average.

Standard:	FCC Part 15.407	Test Distance:	3 m
Test item:	Band edge		
Frequency:	5260 MHz		
Mode:	802.11ax HE20		
Ant.Polar.:	Horizontal		



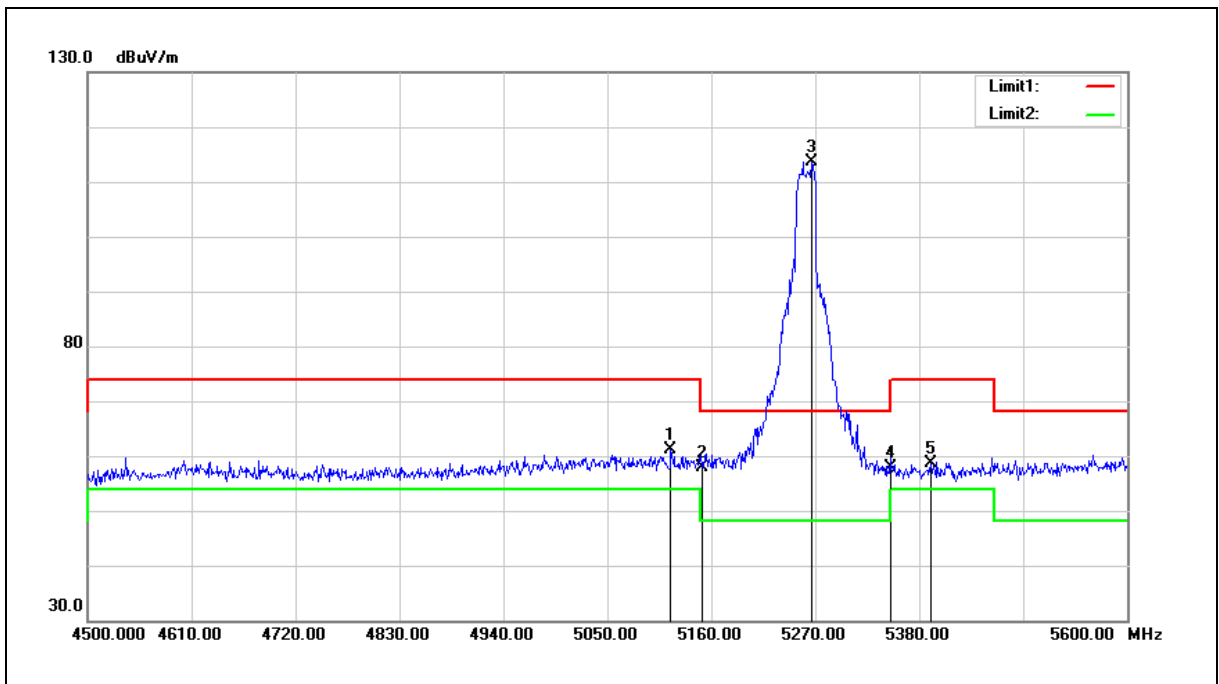
No.	Frequency (MHz)	Reading (dBuV)	Correct Factor (dB/m)	Result (dBuV/m)	Limit (dBuV/m)	Margin (dB)	Remark
1	5122.600	60.89	-0.13	60.76	74.00	-13.24	peak
2	5150.000	57.95	-0.08	57.87	74.00	-16.13	peak
3	5268.900	115.24	0.15	115.39	68.20	47.19	peak
4	5350.000	56.47	0.30	56.77	74.00	-17.23	peak
5	5361.300	58.28	0.31	58.59	74.00	-15.41	peak

Note: 1.Result (dBuV/m) = Correct Factor (dB/m) + Reading(dBuV).

2.Correction factor (dB/m) = Antenna Factor (dB/m) + Cable loss (dB) – Pre-Amplifier gain (dB).

3.When the peak results are less than average limit, so not need to evaluate the average.

Standard:	FCC Part 15.407	Test Distance:	3 m
Test item:	Band edge		
Frequency:	5260 MHz		
Mode:	802.11ax HE20		
Ant.Polar.:	Vertical		



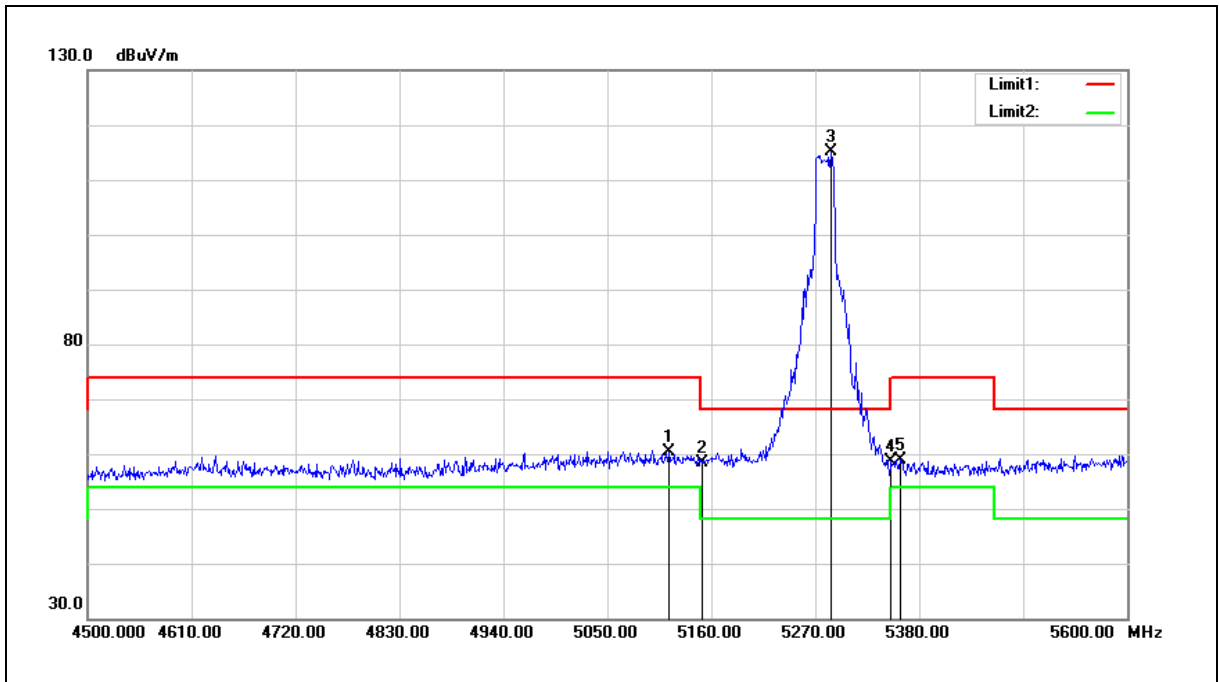
No.	Frequency (MHz)	Reading (dBuV)	Correct Factor (dB/m)	Result (dBuV/m)	Limit (dBuV/m)	Margin (dB)	Remark
1	5117.100	61.25	-0.14	61.11	74.00	-12.89	peak
2	5150.000	57.95	-0.08	57.87	74.00	-16.13	peak
3	5265.600	113.49	0.13	113.62	68.20	45.42	peak
4	5350.000	57.58	0.30	57.88	74.00	-16.12	peak
5	5392.100	58.15	0.37	58.52	74.00	-15.48	peak

Note: 1.Result (dBuV/m) = Correct Factor (dB/m) + Reading(dBuV).

2.Correction factor (dB/m) = Antenna Factor (dB/m) + Cable loss (dB) – Pre-Amplifier gain (dB).

3.When the peak results are less than average limit, so not need to evaluate the average.

Standard:	FCC Part 15.407	Test Distance:	3 m
Test item:	Band edge		
Frequency:	5280 MHz		
Mode:	802.11ax HE20		
Ant.Polar.:	Horizontal		



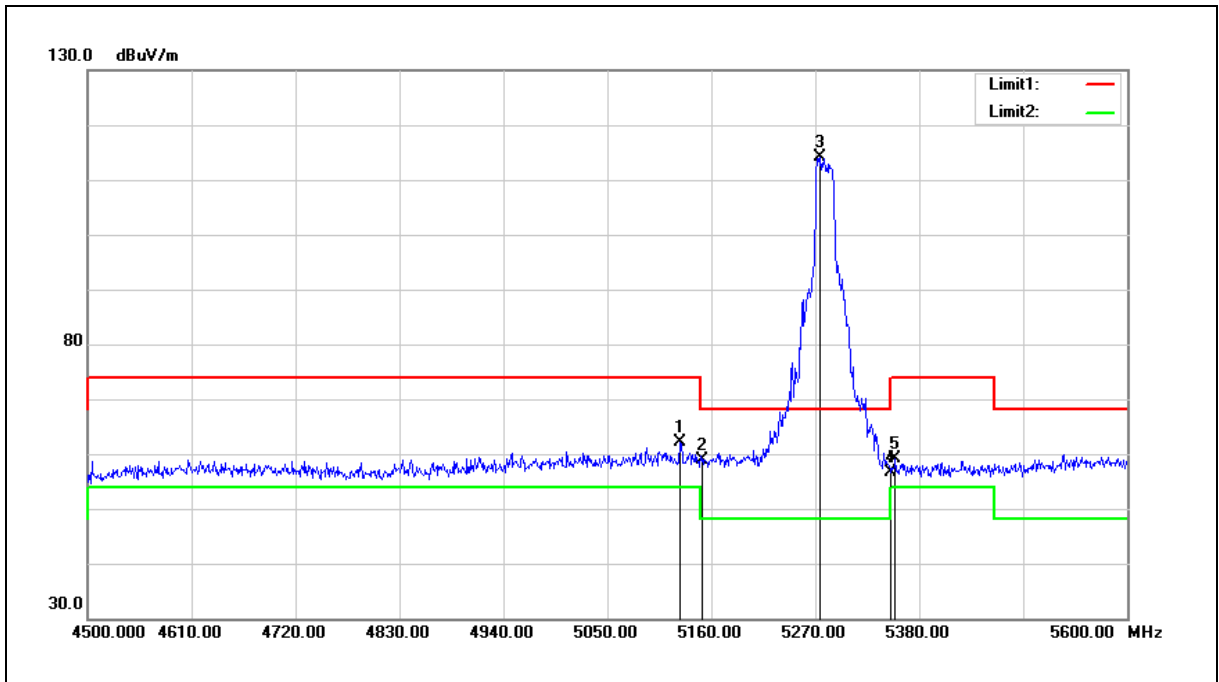
No.	Frequency (MHz)	Reading (dBuV)	Correct Factor (dB/m)	Result (dBuV/m)	Limit (dBuV/m)	Margin (dB)	Remark
1	5114.900	60.62	-0.15	60.47	74.00	-13.53	peak
2	5150.000	58.38	-0.08	58.30	74.00	-15.70	peak
3	5286.500	114.94	0.18	115.12	68.20	46.92	peak
4	5350.000	58.40	0.30	58.70	74.00	-15.30	peak
5	5360.200	58.63	0.31	58.94	74.00	-15.06	peak

Note: 1.Result (dBuV/m) = Correct Factor (dB/m) + Reading(dBuV).

2.Correction factor (dB/m) = Antenna Factor (dB/m) + Cable loss (dB) – Pre-Amplifier gain (dB).

3.When the peak results are less than average limit, so not need to evaluate the average.

Standard:	FCC Part 15.407	Test Distance:	3 m
Test item:	Band edge		
Frequency:	5280 MHz		
Mode:	802.11ax HE20		
Ant.Polar.:	Vertical		



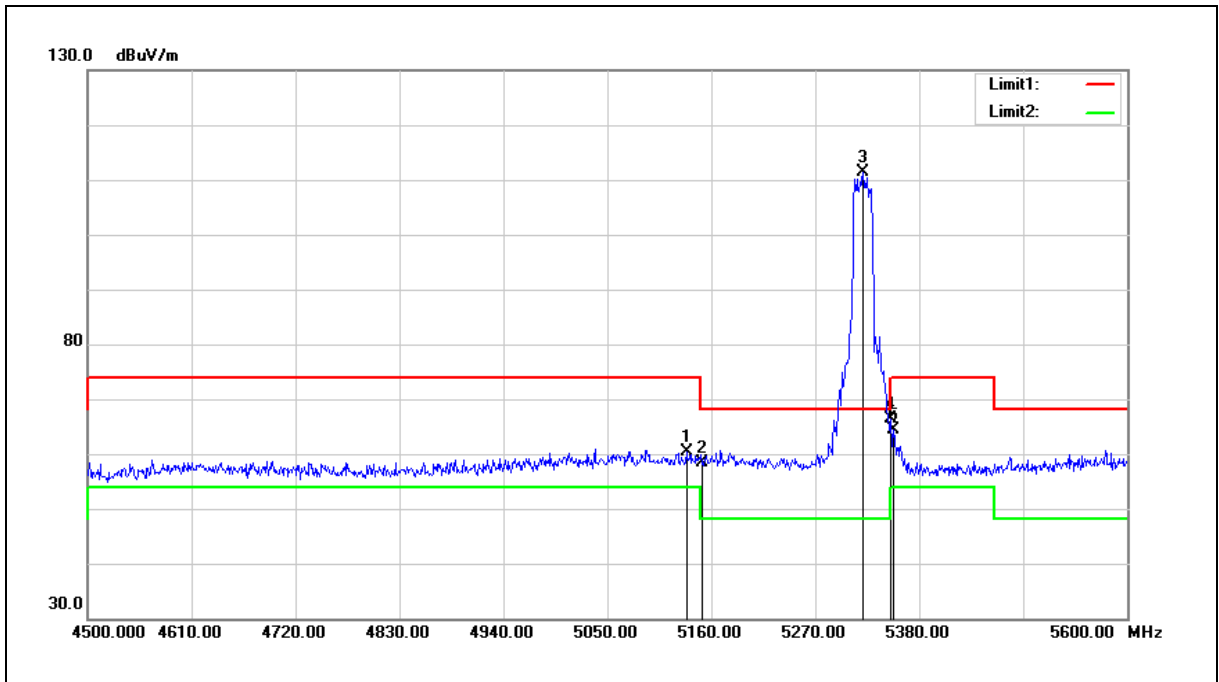
No.	Frequency (MHz)	Reading (dBuV)	Correct Factor (dB/m)	Result (dBuV/m)	Limit (dBuV/m)	Margin (dB)	Remark
1	5127.000	62.18	-0.13	62.05	74.00	-11.95	peak
2	5150.000	58.90	-0.08	58.82	74.00	-15.18	peak
3	5275.500	114.05	0.15	114.20	68.20	46.00	peak
4	5350.000	56.37	0.30	56.67	74.00	-17.33	peak
5	5354.700	58.79	0.30	59.09	74.00	-14.91	peak

Note: 1.Result (dBuV/m) = Correct Factor (dB/m) + Reading(dBuV).

2.Correction factor (dB/m) = Antenna Factor (dB/m) + Cable loss (dB) – Pre-Amplifier gain (dB).

3.When the peak results are less than average limit, so not need to evaluate the average.

Standard:	FCC Part 15.407	Test Distance:	3 m
Test item:	Band edge		
Frequency:	5320 MHz		
Mode:	802.11ax HE20		
Ant.Polar.:	Horizontal		



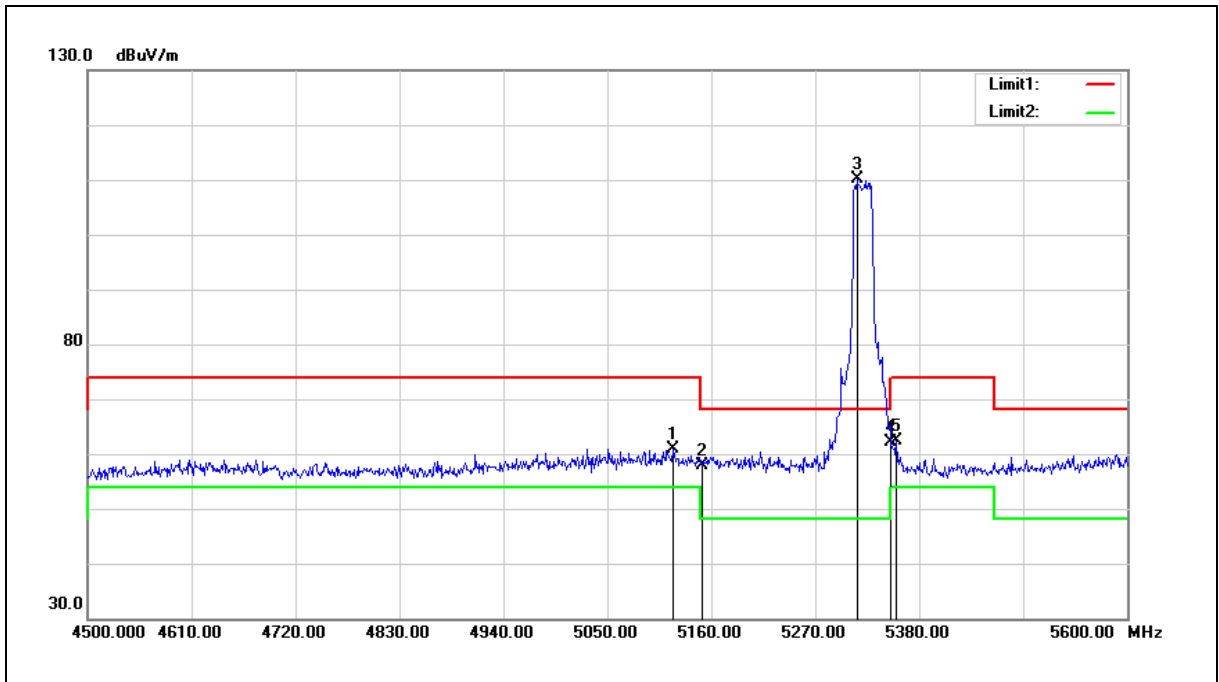
No.	Frequency (MHz)	Reading (dBuV)	Correct Factor (dB/m)	Result (dBuV/m)	Limit (dBuV/m)	Margin (dB)	Remark
1	5133.600	60.37	-0.10	60.27	74.00	-13.73	peak
2	5150.000	58.57	-0.08	58.49	74.00	-15.51	peak
3	5320.600	111.02	0.24	111.26	68.20	43.06	peak
4	5350.000	66.01	0.30	66.31	74.00	-7.69	peak
5	5352.500	64.08	0.30	64.38	74.00	-9.62	peak

Note: 1.Result (dBuV/m) = Correct Factor (dB/m) + Reading(dBuV).

2.Correction factor (dB/m) = Antenna Factor (dB/m) + Cable loss (dB) – Pre-Amplifier gain (dB).

3.When the peak results are less than average limit, so not need to evaluate the average.

Standard:	FCC Part 15.407	Test Distance:	3 m
Test item:	Band edge		
Frequency:	5320 MHz		
Mode:	802.11ax HE20		
Ant.Polar.:	Vertical		



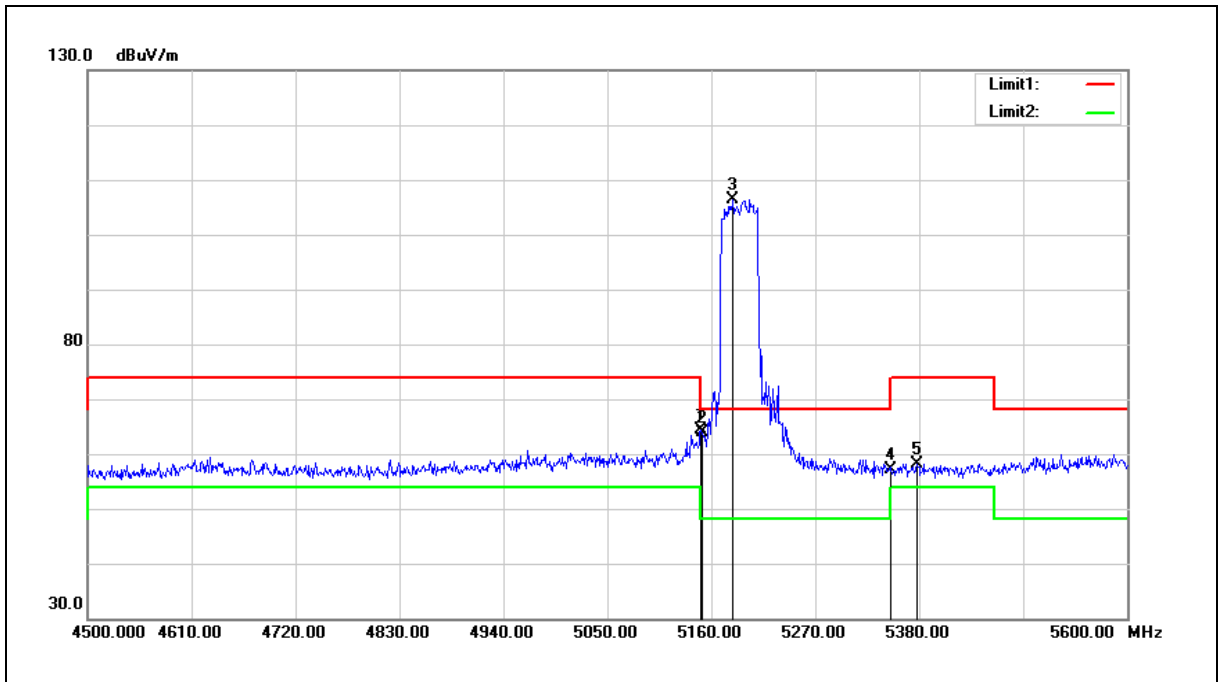
No.	Frequency (MHz)	Reading (dBuV)	Correct Factor (dB/m)	Result (dBuV/m)	Limit (dBuV/m)	Margin (dB)	Remark
1	5119.300	60.96	-0.13	60.83	74.00	-13.17	peak
2	5150.000	57.89	-0.08	57.81	74.00	-16.19	peak
3	5314.000	109.91	0.23	110.14	68.20	41.94	peak
4	5350.000	61.71	0.30	62.01	74.00	-11.99	peak
5	5355.800	61.97	0.30	62.27	74.00	-11.73	peak

Note: 1. Result (dBuV/m) = Correct Factor (dB/m) + Reading (dBuV).

2. Correction factor (dB/m) = Antenna Factor (dB/m) + Cable loss (dB) – Pre-Amplifier gain (dB).

3. When the peak results are less than average limit, so not need to evaluate the average.

Standard:	FCC Part 15.407	Test Distance:	3 m
Test item:	Band edge		
Frequency:	5190 MHz		
Mode:	802.11ax HE40		
Ant.Polar.:	Horizontal		



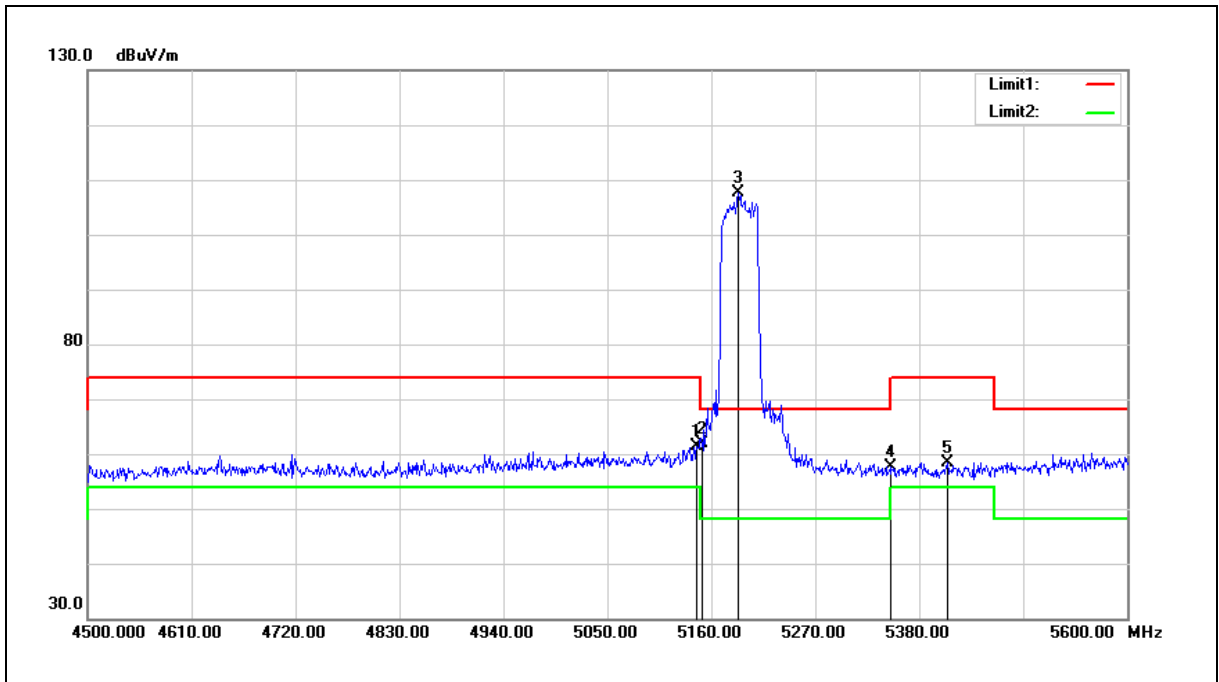
No.	Frequency (MHz)	Reading (dBuV)	Correct Factor (dB/m)	Result (dBuV/m)	Limit (dBuV/m)	Margin (dB)	Remark
1	5149.000	64.41	-0.08	64.33	74.00	-9.67	peak
2	5150.000	63.90	-0.08	63.82	74.00	-10.18	peak
3	5183.100	106.45	-0.02	106.43	68.20	38.23	peak
4	5350.000	56.74	0.30	57.04	74.00	-16.96	peak
5	5377.800	57.84	0.35	58.19	74.00	-15.81	peak

Note: 1.Result (dBuV/m) = Correct Factor (dB/m) + Reading(dBuV).

2.Correction factor (dB/m) = Antenna Factor (dB/m) + Cable loss (dB) – Pre-Amplifier gain (dB).

3.When the peak results are less than average limit, so not need to evaluate the average.

Standard:	FCC Part 15.407	Test Distance:	3 m
Test item:	Band edge		
Frequency:	5190 MHz		
Mode:	802.11ax HE40		
Ant.Polar.:	Vertical		



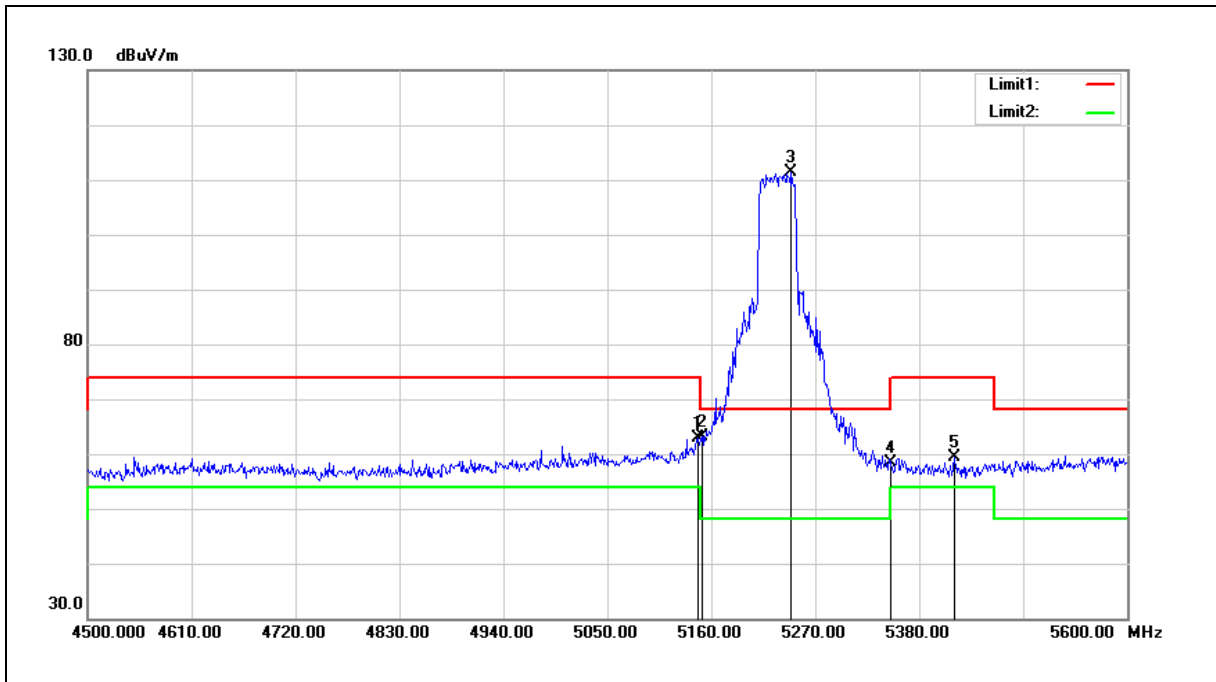
No.	Frequency (MHz)	Reading (dBuV)	Correct Factor (dB/m)	Result (dBuV/m)	Limit (dBuV/m)	Margin (dB)	Remark
1	5144.600	61.37	-0.08	61.29	74.00	-12.71	peak
2	5150.000	61.96	-0.08	61.88	74.00	-12.12	peak
3	5188.600	107.70	-0.01	107.69	68.20	39.49	peak
4	5350.000	57.40	0.30	57.70	74.00	-16.30	peak
5	5409.700	57.96	0.41	58.37	74.00	-15.63	peak

Note: 1.Result (dBuV/m) = Correct Factor (dB/m) + Reading(dBuV).

2.Correction factor (dB/m) = Antenna Factor (dB/m) + Cable loss (dB) – Pre-Amplifier gain (dB).

3.When the peak results are less than average limit, so not need to evaluate the average.

Standard:	FCC Part 15.407	Test Distance:	3 m
Test item:	Band edge		
Frequency:	5230 MHz		
Mode:	802.11ax HE40		
Ant.Polar.:	Horizontal		



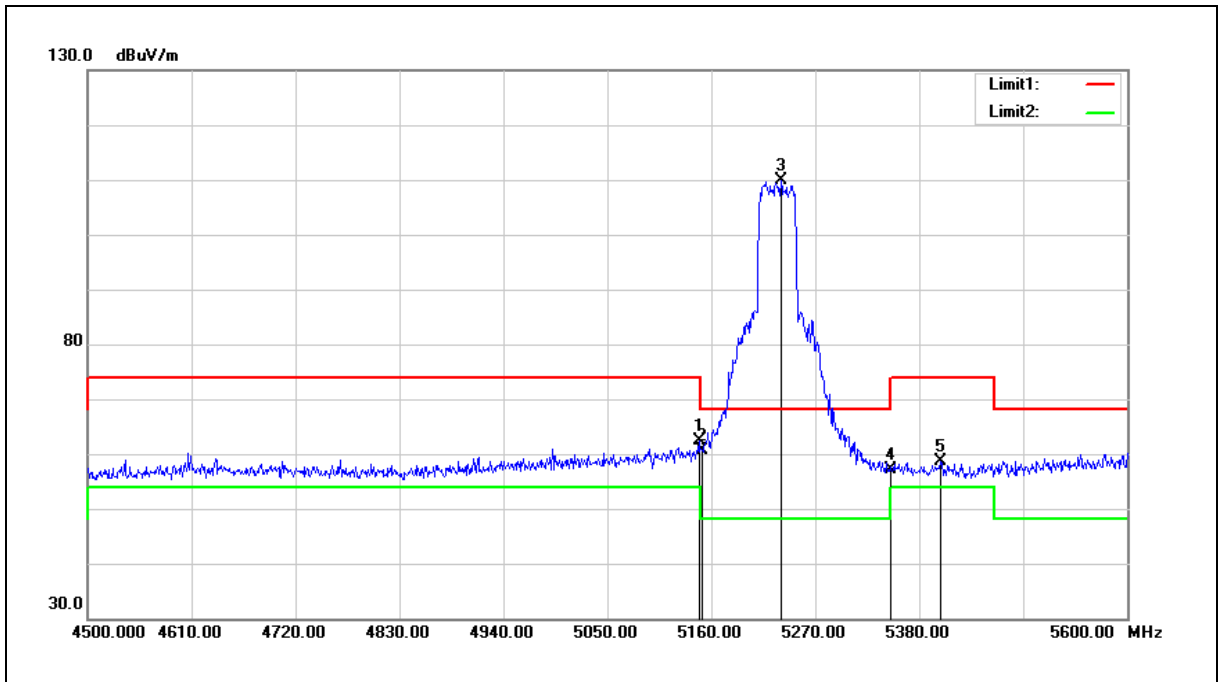
No.	Frequency (MHz)	Reading (dBuV)	Correct Factor (dB/m)	Result (dBuV/m)	Limit (dBuV/m)	Margin (dB)	Remark
1	5145.700	62.95	-0.08	62.87	74.00	-11.13	peak
2	5150.000	63.11	-0.08	63.03	74.00	-10.97	peak
3	5244.700	111.39	0.10	111.49	68.20	43.29	peak
4	5350.000	58.02	0.30	58.32	74.00	-15.68	peak
5	5417.400	58.92	0.41	59.33	74.00	-14.67	peak

Note: 1.Result (dBuV/m) = Correct Factor (dB/m) + Reading(dBuV).

2.Correction factor (dB/m) = Antenna Factor (dB/m) + Cable loss (dB) – Pre-Amplifier gain (dB).

3.When the peak results are less than average limit, so not need to evaluate the average.

Standard:	FCC Part 15.407	Test Distance:	3 m
Test item:	Band edge		
Frequency:	5230 MHz		
Mode:	802.11ax HE40		
Ant.Polar.:	Vertical		



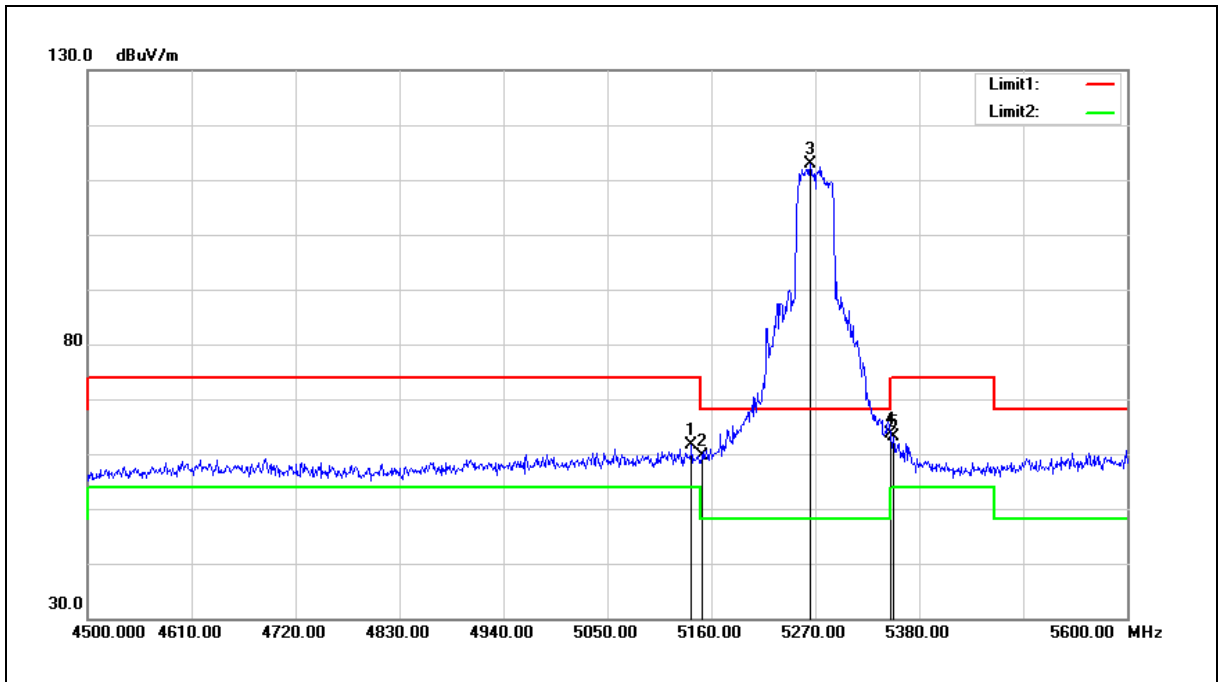
No.	Frequency (MHz)	Reading (dBuV)	Correct Factor (dB/m)	Result (dBuV/m)	Limit (dBuV/m)	Margin (dB)	Remark
1	5146.800	62.36	-0.08	62.28	74.00	-11.72	peak
2	5150.000	60.76	-0.08	60.68	74.00	-13.32	peak
3	5233.700	109.92	0.08	110.00	68.20	41.80	peak
4	5350.000	56.94	0.30	57.24	74.00	-16.76	peak
5	5402.000	58.29	0.39	58.68	74.00	-15.32	peak

Note: 1.Result (dBuV/m) = Correct Factor (dB/m) + Reading(dBuV).

2.Correction factor (dB/m) = Antenna Factor (dB/m) + Cable loss (dB) – Pre-Amplifier gain (dB).

3.When the peak results are less than average limit, so not need to evaluate the average.

Standard:	FCC Part 15.407	Test Distance:	3 m
Test item:	Band edge		
Frequency:	5270 MHz		
Mode:	802.11ax HE40		
Ant.Polar.:	Horizontal		



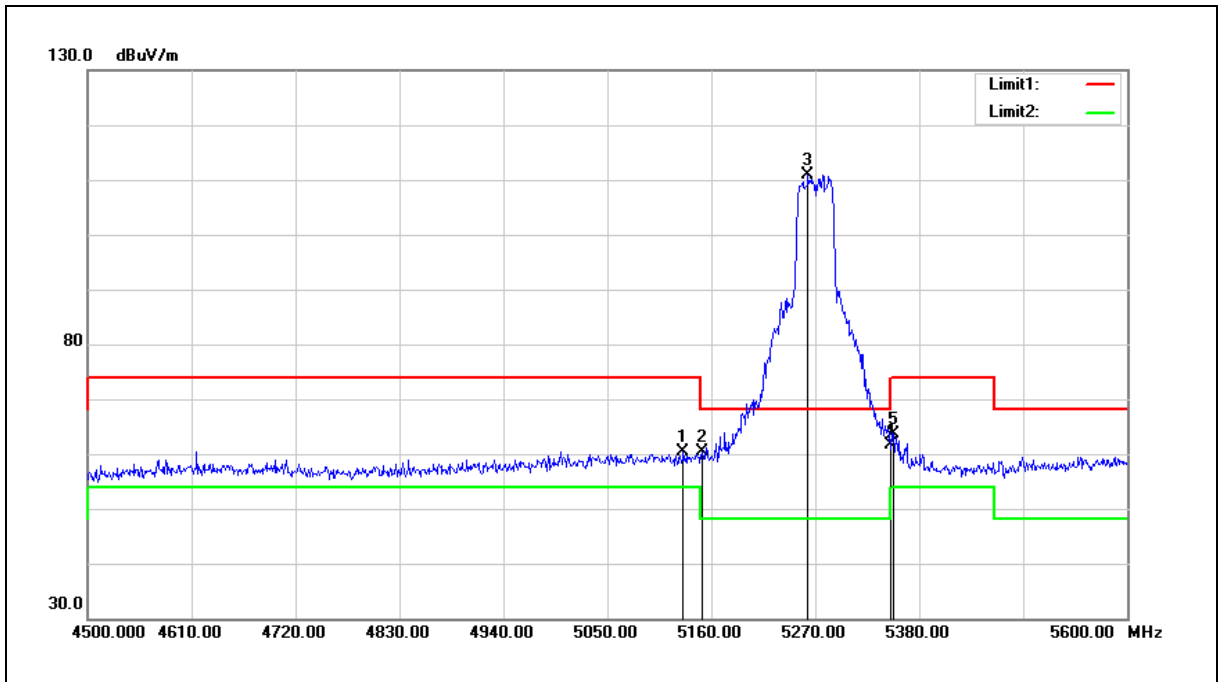
No.	Frequency (MHz)	Reading (dBuV)	Correct Factor (dB/m)	Result (dBuV/m)	Limit (dBuV/m)	Margin (dB)	Remark
1	5139.100	61.76	-0.10	61.66	74.00	-12.34	peak
2	5150.000	59.66	-0.08	59.58	74.00	-14.42	peak
3	5264.500	112.71	0.13	112.84	68.20	44.64	peak
4	5350.000	63.41	0.30	63.71	74.00	-10.29	peak
5	5352.500	62.83	0.30	63.13	74.00	-10.87	peak

Note: 1.Result (dBuV/m) = Correct Factor (dB/m) + Reading(dBuV).

2.Correction factor (dB/m) = Antenna Factor (dB/m) + Cable loss (dB) – Pre-Amplifier gain (dB).

3.When the peak results are less than average limit, so not need to evaluate the average.

Standard:	FCC Part 15.407	Test Distance:	3 m
Test item:	Band edge		
Frequency:	5270 MHz		
Mode:	802.11ax HE40		
Ant.Polar.:	Vertical		



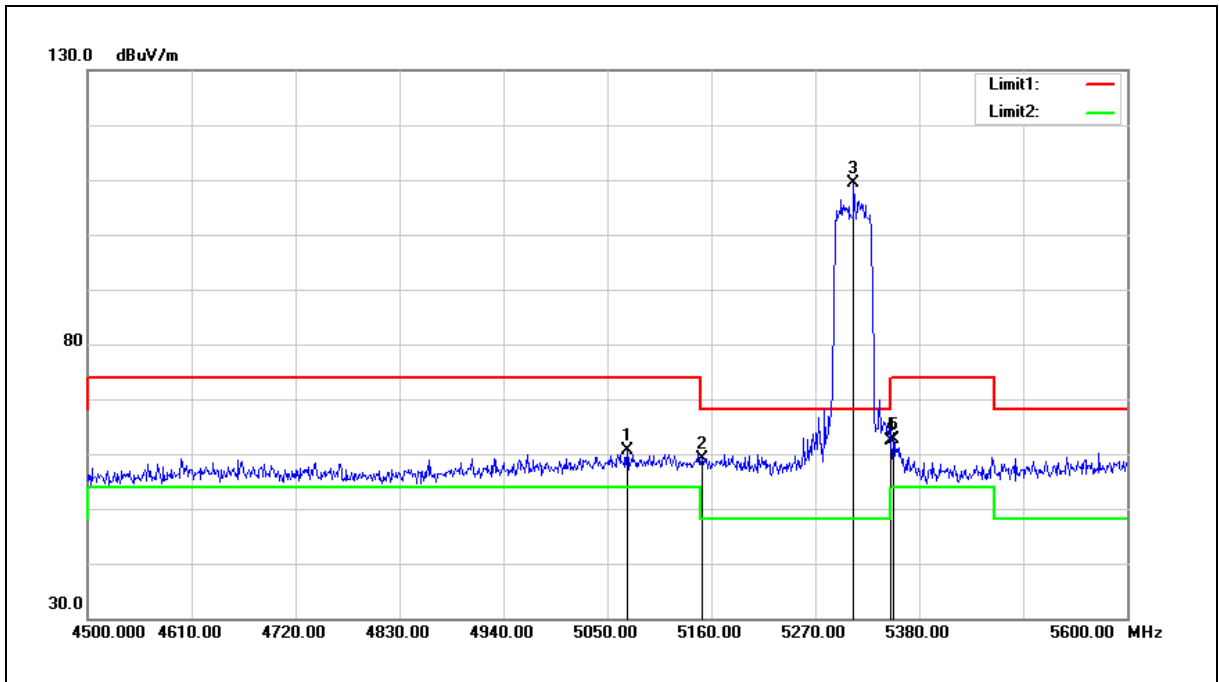
No.	Frequency (MHz)	Reading (dBuV)	Correct Factor (dB/m)	Result (dBuV/m)	Limit (dBuV/m)	Margin (dB)	Remark
1	5130.300	60.58	-0.12	60.46	74.00	-13.54	peak
2	5150.000	60.46	-0.08	60.38	74.00	-13.62	peak
3	5262.300	110.82	0.13	110.95	68.20	42.75	peak
4	5350.000	61.35	0.30	61.65	74.00	-12.35	peak
5	5352.500	63.44	0.30	63.74	74.00	-10.26	peak

Note: 1.Result (dBuV/m) = Correct Factor (dB/m) + Reading(dBuV).

2.Correction factor (dB/m) = Antenna Factor (dB/m) + Cable loss (dB) – Pre-Amplifier gain (dB).

3.When the peak results are less than average limit, so not need to evaluate the average.

Standard:	FCC Part 15.407	Test Distance:	3 m
Test item:	Band edge		
Frequency:	5310 MHz		
Mode:	802.11ax HE40		
Ant.Polar.:	Horizontal		



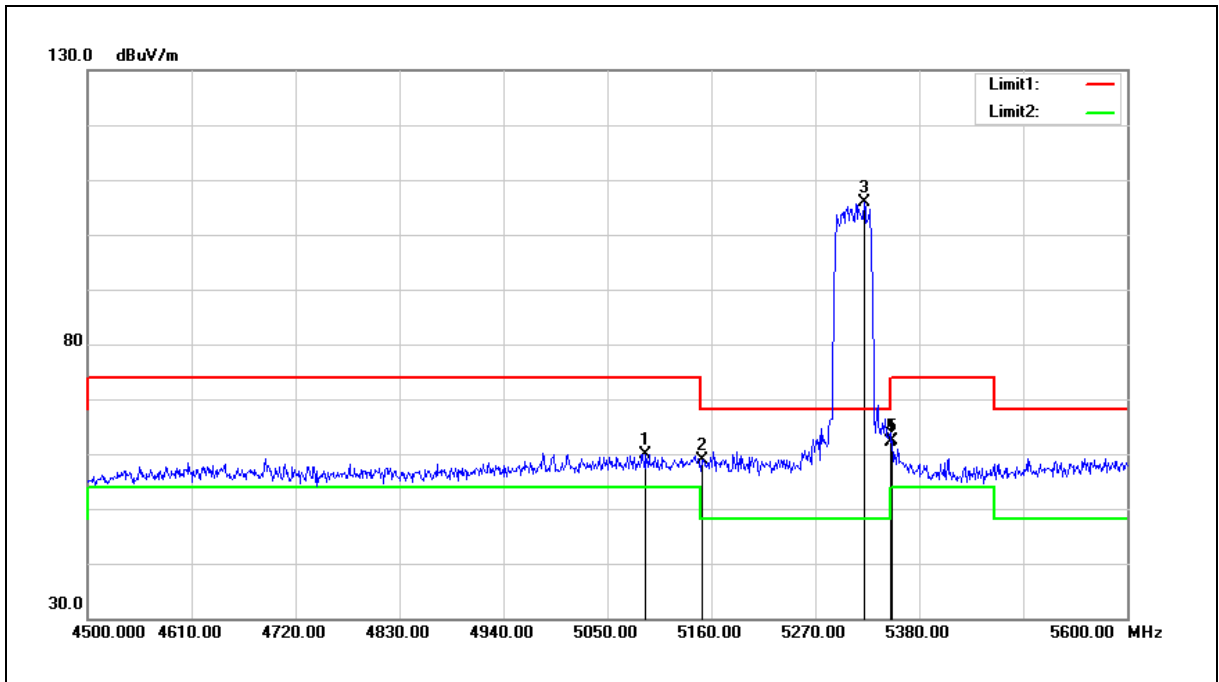
No.	Frequency (MHz)	Reading (dBuV)	Correct Factor (dB/m)	Result (dBuV/m)	Limit (dBuV/m)	Margin (dB)	Remark
1	5070.900	60.76	-0.23	60.53	74.00	-13.47	peak
2	5150.000	59.31	-0.08	59.23	74.00	-14.77	peak
3	5310.700	109.23	0.23	109.46	68.20	41.26	peak
4	5350.000	62.20	0.30	62.50	74.00	-11.50	peak
5	5352.500	62.45	0.30	62.75	74.00	-11.25	peak

Note: 1.Result (dBuV/m) = Correct Factor (dB/m) + Reading(dBuV).

2.Correction factor (dB/m) = Antenna Factor (dB/m) + Cable loss (dB) – Pre-Amplifier gain (dB).

3.When the peak results are less than average limit, so not need to evaluate the average.

Standard:	FCC Part 15.407	Test Distance:	3 m
Test item:	Band edge		
Frequency:	5310 MHz		
Mode:	802.11ax HE40		
Ant.Polar.:	Vertical		



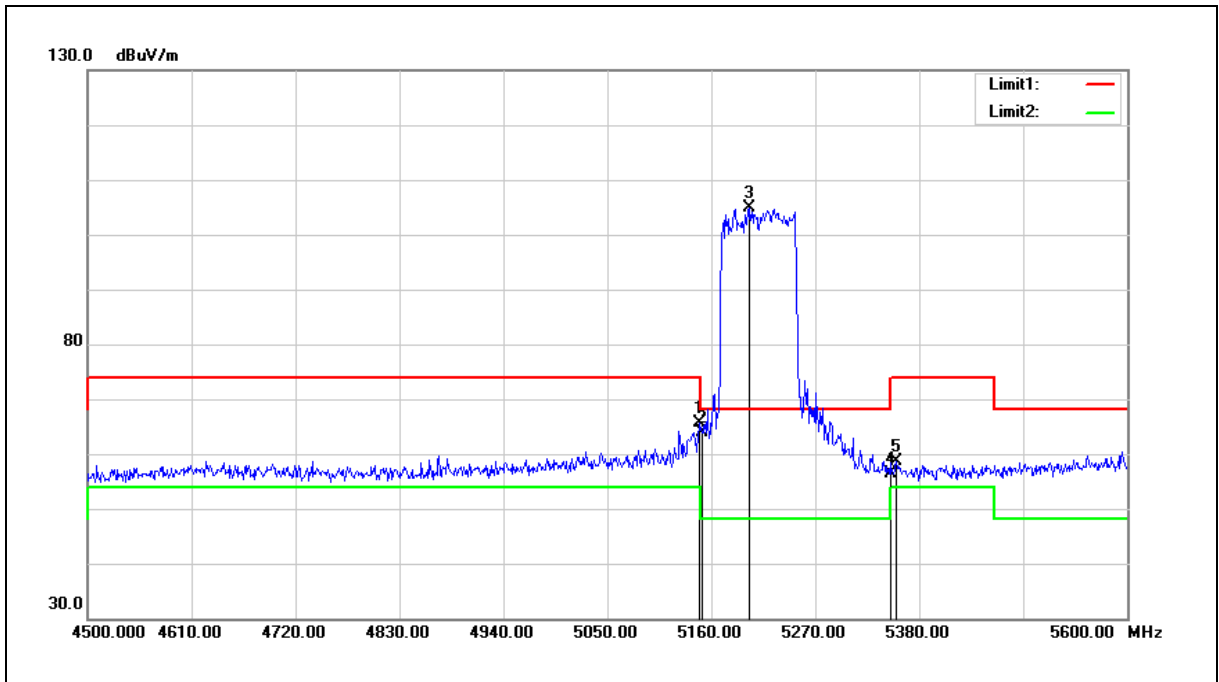
No.	Frequency (MHz)	Reading (dBuV)	Correct Factor (dB/m)	Result (dBuV/m)	Limit (dBuV/m)	Margin (dB)	Remark
1	5090.700	60.13	-0.19	59.94	74.00	-14.06	peak
2	5150.000	58.96	-0.08	58.88	74.00	-15.12	peak
3	5321.700	105.66	0.24	105.90	68.20	37.70	peak
4	5350.000	61.77	0.30	62.07	74.00	-11.93	peak
5	5351.400	61.98	0.30	62.28	74.00	-11.72	peak

Note: 1.Result (dBuV/m) = Correct Factor (dB/m) + Reading(dBuV).

2.Correction factor (dB/m) = Antenna Factor (dB/m) + Cable loss (dB) – Pre-Amplifier gain (dB).

3.When the peak results are less than average limit, so not need to evaluate the average.

Standard:	FCC Part 15.407	Test Distance:	3 m
Test item:	Band edge		
Frequency:	5210 MHz		
Mode:	802.11ax HE80		
Ant.Polar.:	Horizontal		



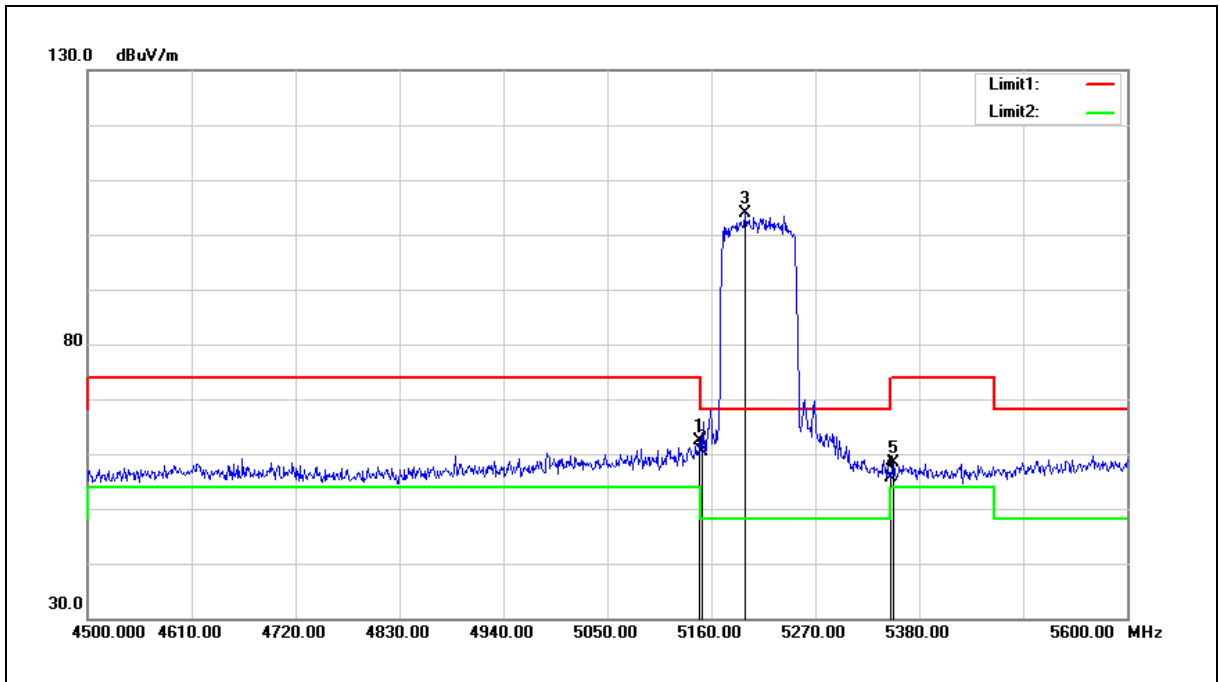
No.	Frequency (MHz)	Reading (dBuV)	Correct Factor (dB/m)	Result (dBuV/m)	Limit (dBuV/m)	Margin (dB)	Remark
1	5147.900	65.67	-0.08	65.59	74.00	-8.41	peak
2	5150.000	64.01	-0.08	63.93	74.00	-10.07	peak
3	5200.700	104.79	0.02	104.81	68.20	36.61	peak
4	5350.000	56.02	0.30	56.32	74.00	-17.68	peak
5	5355.800	58.42	0.30	58.72	74.00	-15.28	peak

Note: 1.Result (dBuV/m) = Correct Factor (dB/m) + Reading(dBuV).

2.Correction factor (dB/m) = Antenna Factor (dB/m) + Cable loss (dB) – Pre-Amplifier gain (dB).

3.When the peak results are less than average limit, so not need to evaluate the average.

Standard:	FCC Part 15.407	Test Distance:	3 m
Test item:	Band edge		
Frequency:	5210 MHz		
Mode:	802.11ax HE80		
Ant.Polar.:	Vertical		



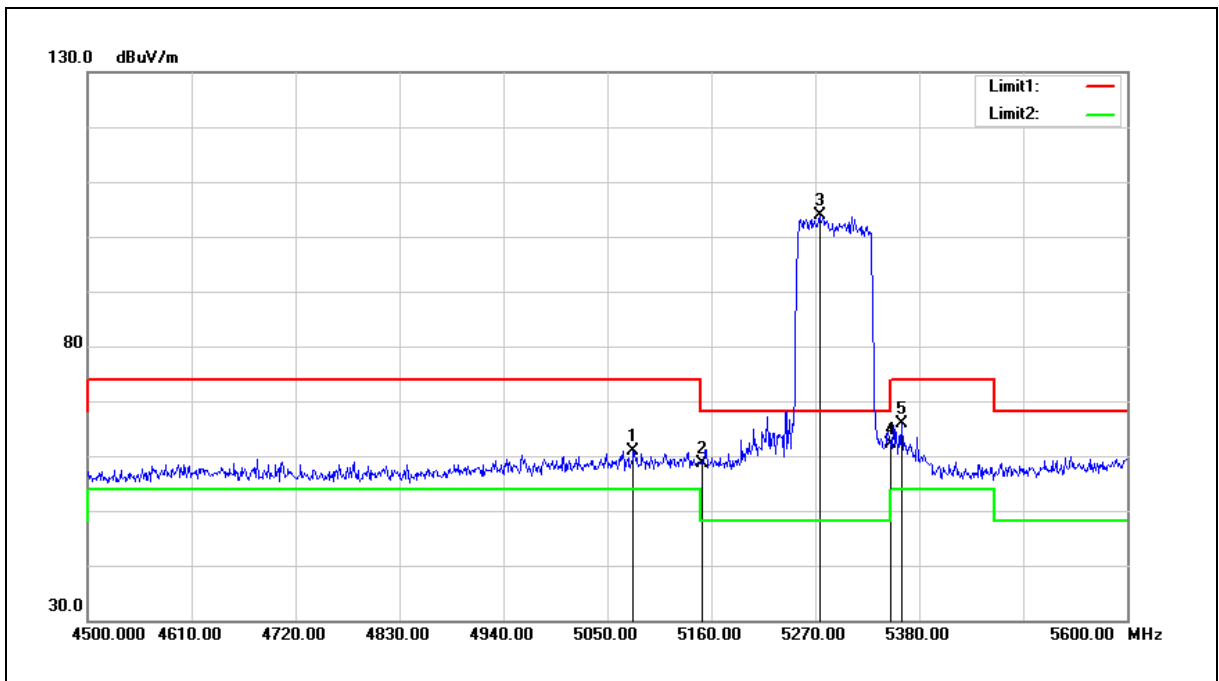
No.	Frequency (MHz)	Reading (dBuV)	Correct Factor (dB/m)	Result (dBuV/m)	Limit (dBuV/m)	Margin (dB)	Remark
1	5147.900	62.37	-0.08	62.29	74.00	-11.71	peak
2	5150.000	60.46	-0.08	60.38	74.00	-13.62	peak
3	5195.200	103.80	0.01	103.81	68.20	35.61	peak
4	5350.000	55.39	0.30	55.69	74.00	-18.31	peak
5	5352.500	58.01	0.30	58.31	74.00	-15.69	peak

Note: 1. Result (dBuV/m) = Correct Factor (dB/m) + Reading (dBuV).

2. Correction factor (dB/m) = Antenna Factor (dB/m) + Cable loss (dB) – Pre-Amplifier gain (dB).

3. When the peak results are less than average limit, so not need to evaluate the average.

Standard:	FCC Part 15.407	Test Distance:	3 m
Test item:	Band edge		
Frequency:	5290 MHz		
Mode:	802.11ax HE80		
Ant.Polar.:	Horizontal		



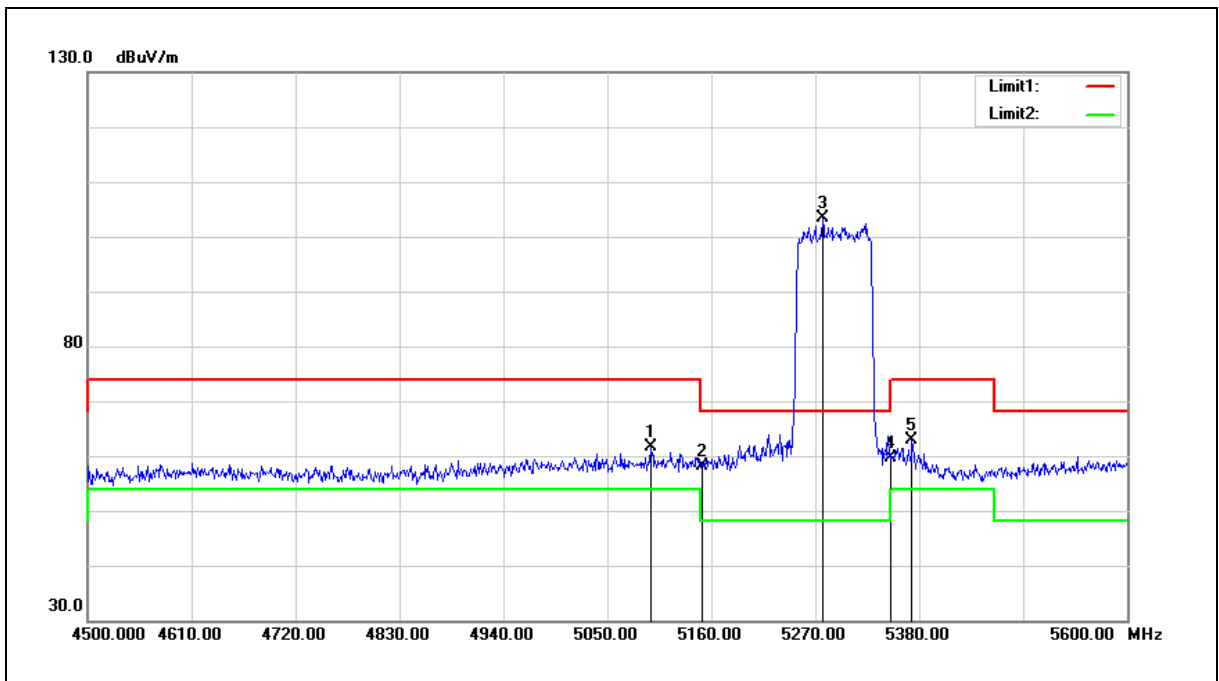
No.	Frequency (MHz)	Reading (dBuV)	Correct Factor (dB/m)	Result (dBuV/m)	Limit (dBuV/m)	Margin (dB)	Remark
1	5077.500	61.00	-0.21	60.79	74.00	-13.21	peak
2	5150.000	58.82	-0.08	58.74	74.00	-15.26	peak
3	5274.400	103.65	0.15	103.80	68.20	35.60	peak
4	5350.000	61.73	0.30	62.03	74.00	-11.97	peak
5	5361.300	65.63	0.31	65.94	74.00	-8.06	peak

Note: 1. Result (dBuV/m) = Correct Factor (dB/m) + Reading (dBuV).

2. Correction factor (dB/m) = Antenna Factor (dB/m) + Cable loss (dB) – Pre-Amplifier gain (dB).

3. When the peak results are less than average limit, so not need to evaluate the average.

Standard:	FCC Part 15.407	Test Distance:	3 m
Test item:	Band edge		
Frequency:	5290 MHz		
Mode:	802.11ax HE80		
Ant.Polar.:	Vertical		



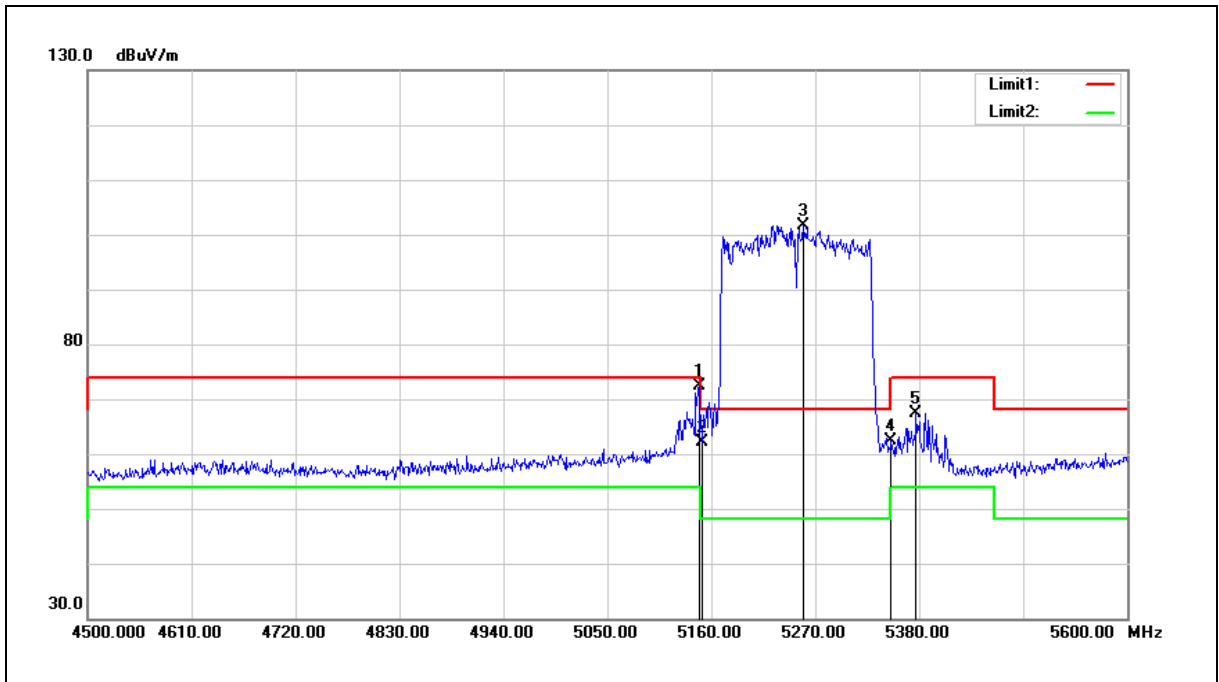
No.	Frequency (MHz)	Reading (dBuV)	Correct Factor (dB/m)	Result (dBuV/m)	Limit (dBuV/m)	Margin (dB)	Remark
1	5096.200	61.89	-0.18	61.71	74.00	-12.29	peak
2	5150.000	58.27	-0.08	58.19	74.00	-15.81	peak
3	5277.700	103.22	0.15	103.37	68.20	35.17	peak
4	5350.000	59.32	0.30	59.62	74.00	-14.38	peak
5	5372.300	62.57	0.34	62.91	74.00	-11.09	peak

Note: 1.Result (dBuV/m) = Correct Factor (dB/m) + Reading(dBuV).

2.Correction factor (dB/m) = Antenna Factor (dB/m) + Cable loss (dB) – Pre-Amplifier gain (dB).

3.When the peak results are less than average limit, so not need to evaluate the average.

Standard:	FCC Part 15.407	Test Distance:	3 m
Test item:	Band edge		
Frequency:	5250 MHz		
Mode:	802.11ax HE160		
Ant.Polar.:	Horizontal		



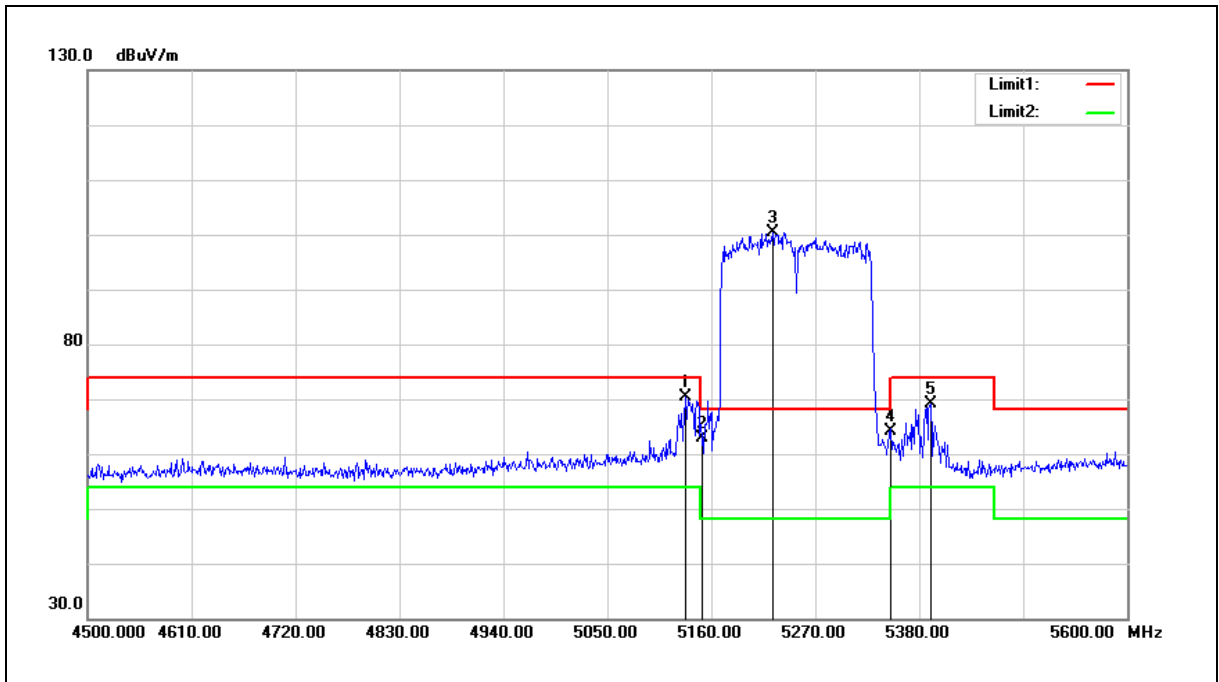
No.	Frequency (MHz)	Reading (dBuV)	Correct Factor (dB/m)	Result (dBuV/m)	Limit (dBuV/m)	Margin (dB)	Remark
1	5146.800	72.41	-0.08	72.33	74.00	-1.67	peak
2	5150.000	62.30	-0.08	62.22	74.00	-11.78	peak
3	5257.900	101.52	0.13	101.65	68.20	33.45	peak
4	5350.000	62.02	0.30	62.32	74.00	-11.68	peak
5	5376.700	67.08	0.34	67.42	74.00	-6.58	peak

Note: 1.Result (dBuV/m) = Correct Factor (dB/m) + Reading(dBuV).

2.Correction factor (dB/m) = Antenna Factor (dB/m) + Cable loss (dB) – Pre-Amplifier gain (dB).

3.When the peak results are less than average limit, so not need to evaluate the average.

Standard:	FCC Part 15.407	Test Distance:	3 m
Test item:	Band edge		
Frequency:	5250 MHz		
Mode:	802.11ax HE160		
Ant.Polar.:	Vertical		



No.	Frequency (MHz)	Reading (dBuV)	Correct Factor (dB/m)	Result (dBuV/m)	Limit (dBuV/m)	Margin (dB)	Remark
1	5132.500	70.46	-0.10	70.36	74.00	-3.64	peak
2	5150.000	62.97	-0.08	62.89	74.00	-11.11	peak
3	5224.900	100.41	0.06	100.47	68.20	32.27	peak
4	5350.000	63.87	0.30	64.17	74.00	-9.83	peak
5	5392.100	68.87	0.37	69.24	74.00	-4.76	peak

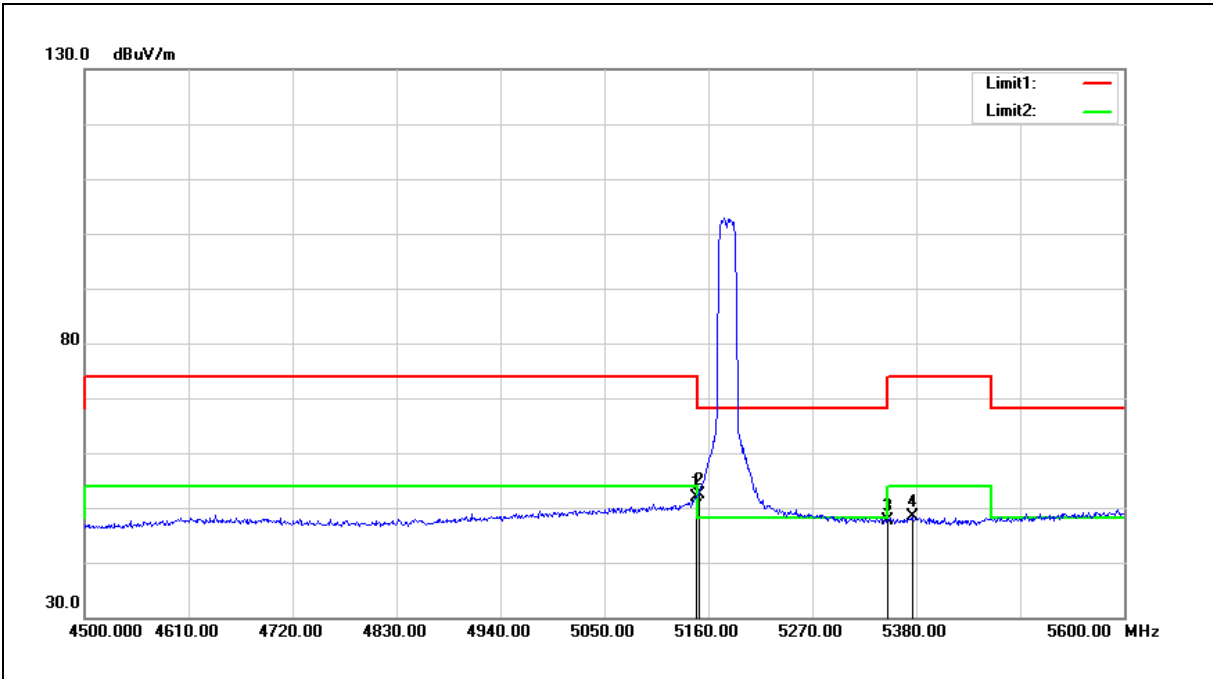
Note: 1.Result (dBuV/m) = Correct Factor (dB/m) + Reading(dBuV).

2.Correction factor (dB/m) = Antenna Factor (dB/m) + Cable loss (dB) – Pre-Amplifier gain (dB).

3.When the peak results are less than average limit, so not need to evaluate the average.

Average

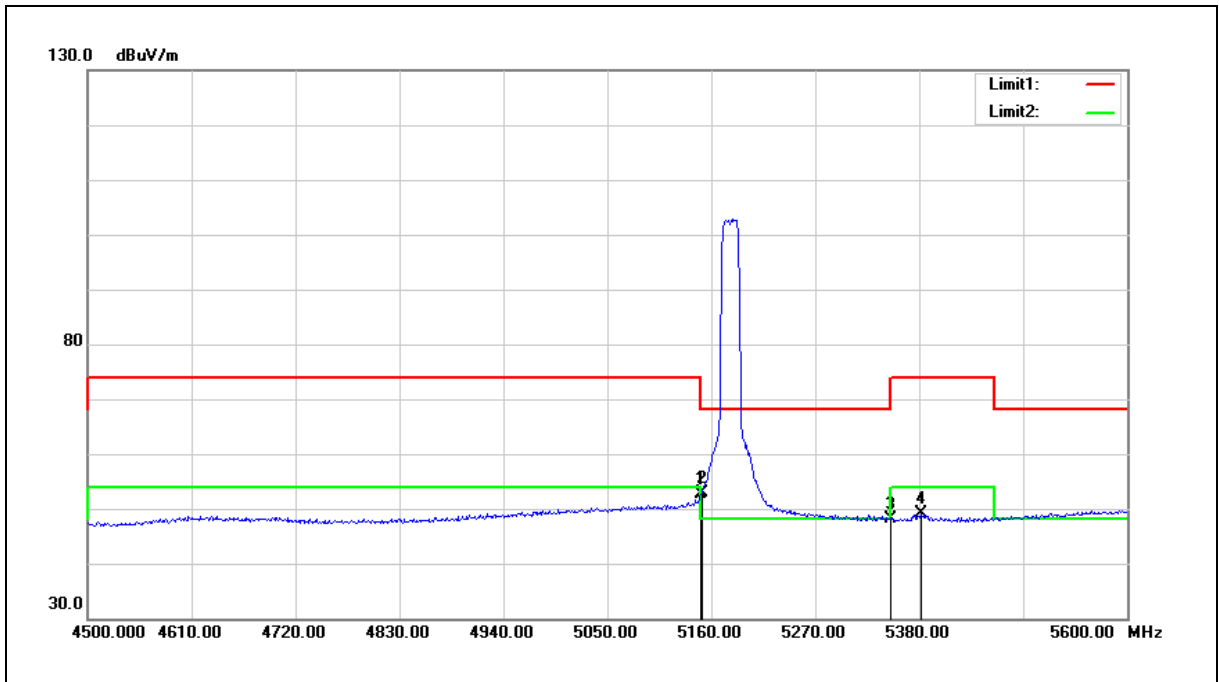
Standard:	FCC Part 15.407	Test Distance:	3 m
Test item:	Band edge		
Frequency:	5180 MHz		
Mode:	802.11a		
Ant.Polar.:	Horizontal		



No.	Frequency (MHz)	Reading (dBuV)	Correct Factor (dB/m)	Result (dBuV/m)	Limit (dBuV/m)	Margin (dB)	Remark
1	5147.900	52.04	-0.08	51.96	54.00	-2.04	AVG
2	5150.000	52.48	-0.08	52.40	54.00	-1.60	AVG
3	5350.000	47.39	0.30	47.69	54.00	-6.31	AVG
4	5375.600	48.05	0.34	48.39	54.00	-5.61	AVG

- Note: 1. Result (dBuV/m) = Correct Factor (dB/m) + Reading (dBuV).
 2. Correction factor (dB/m) = Antenna Factor (dB/m) + Cable loss (dB) – Pre-Amplifier gain (dB).
 3. When the peak results are less than average limit, so not need to evaluate the average.

Standard:	FCC Part 15.407	Test Distance:	3 m
Test item:	Band edge		
Frequency:	5180 MHz		
Mode:	802.11a		
Ant.Polar.:	Vertical		



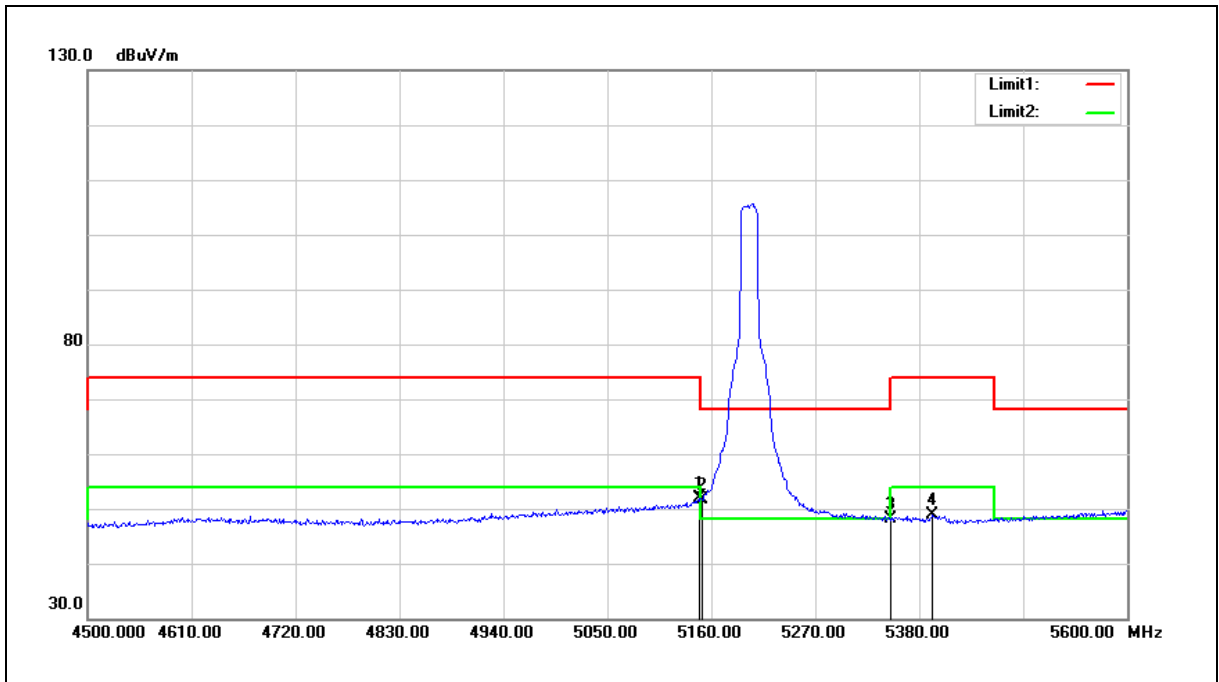
No.	Frequency (MHz)	Reading (dBuV)	Correct Factor (dB/m)	Result (dBuV/m)	Limit (dBuV/m)	Margin (dB)	Remark
1	5149.000	52.72	-0.08	52.64	54.00	-1.36	AVG
2	5150.000	52.95	-0.08	52.87	54.00	-1.13	AVG
3	5350.000	47.71	0.30	48.01	54.00	-5.99	AVG
4	5382.200	48.82	0.36	49.18	54.00	-4.82	AVG

Note: 1.Result (dBuV/m) = Correct Factor (dB/m) + Reading(dBuV).

2.Correction factor (dB/m) = Antenna Factor (dB/m) + Cable loss (dB) – Pre-Amplifier gain (dB).

3.When the peak results are less than average limit, so not need to evaluate the average.

Standard:	FCC Part 15.407	Test Distance:	3 m
Test item:	Band edge		
Frequency:	5200 MHz		
Mode:	802.11a		
Ant.Polar.:	Horizontal		



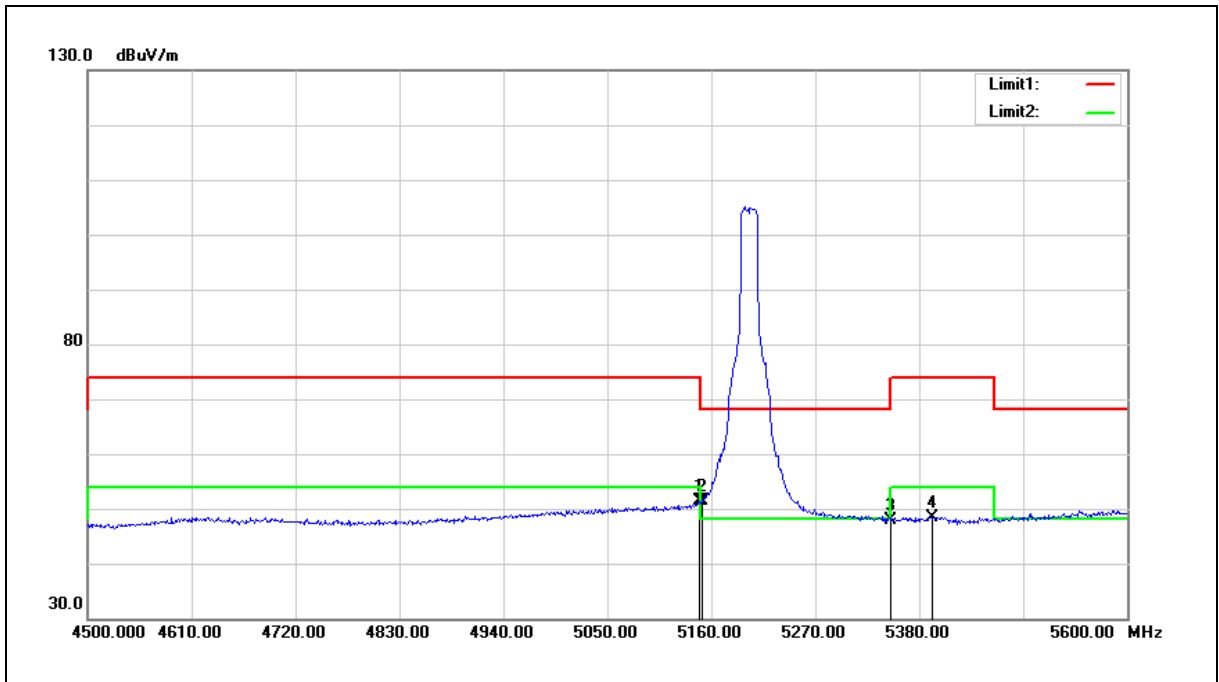
No.	Frequency (MHz)	Reading (dBuV)	Correct Factor (dB/m)	Result (dBuV/m)	Limit (dBuV/m)	Margin (dB)	Remark
1	5147.900	51.86	-0.08	51.78	54.00	-2.22	AVG
2	5150.000	51.70	-0.08	51.62	54.00	-2.38	AVG
3	5350.000	47.85	0.30	48.15	54.00	-5.85	AVG
4	5394.300	48.45	0.38	48.83	54.00	-5.17	AVG

Note: 1.Result (dBuV/m) = Correct Factor (dB/m) + Reading(dBuV).

2.Correction factor (dB/m) = Antenna Factor (dB/m) + Cable loss (dB) – Pre-Amplifier gain (dB).

3.When the peak results are less than average limit, so not need to evaluate the average.

Standard:	FCC Part 15.407	Test Distance:	3 m
Test item:	Band edge		
Frequency:	5200 MHz		
Mode:	802.11a		
Ant.Polar.:	Vertical		



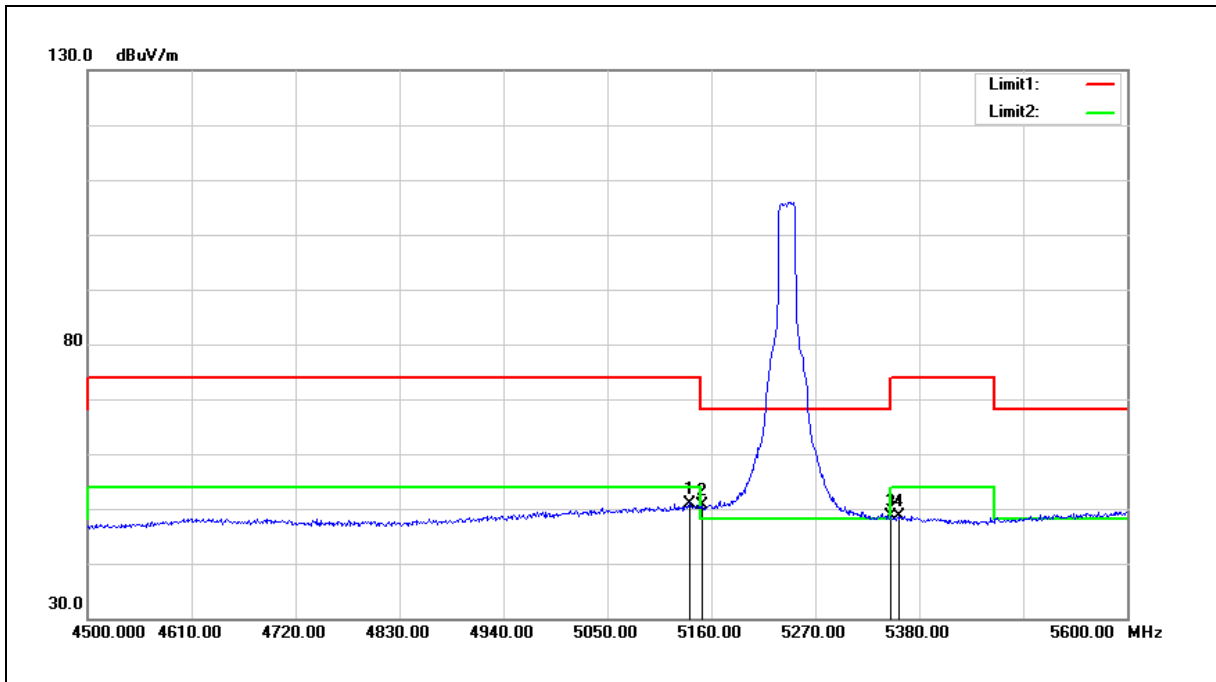
No.	Frequency (MHz)	Reading (dBuV)	Correct Factor (dB/m)	Result (dBuV/m)	Limit (dBuV/m)	Margin (dB)	Remark
1	5146.800	51.37	-0.08	51.29	54.00	-2.71	AVG
2	5150.000	51.45	-0.08	51.37	54.00	-2.63	AVG
3	5350.000	47.68	0.30	47.98	54.00	-6.02	AVG
4	5394.300	48.12	0.38	48.50	54.00	-5.50	AVG

Note: 1.Result (dBuV/m) = Correct Factor (dB/m) + Reading(dBuV).

2.Correction factor (dB/m) = Antenna Factor (dB/m) + Cable loss (dB) – Pre-Amplifier gain (dB).

3.When the peak results are less than average limit, so not need to evaluate the average.

Standard:	FCC Part 15.407	Test Distance:	3 m
Test item:	Band edge		
Frequency:	5240 MHz		
Mode:	802.11a		
Ant.Polar.:	Horizontal		



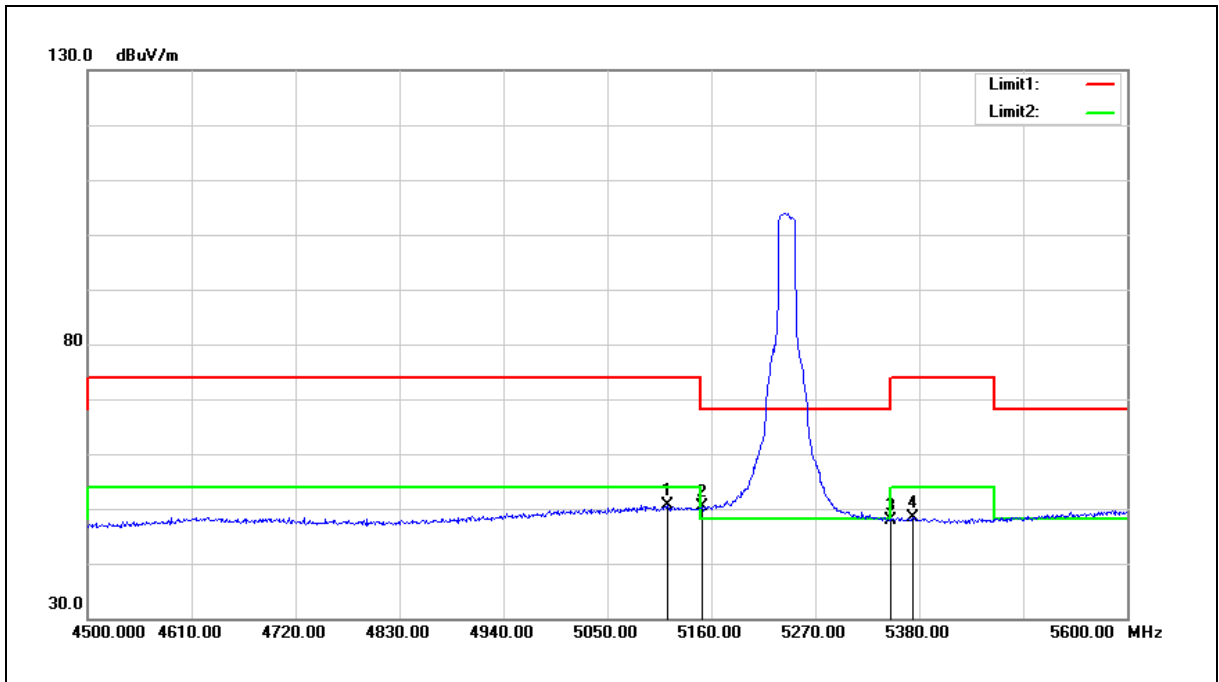
No.	Frequency (MHz)	Reading (dBuV)	Correct Factor (dB/m)	Result (dBuV/m)	Limit (dBuV/m)	Margin (dB)	Remark
1	5136.900	51.10	-0.10	51.00	54.00	-3.00	AVG
2	5150.000	50.59	-0.08	50.51	54.00	-3.49	AVG
3	5350.000	48.43	0.30	48.73	54.00	-5.27	AVG
4	5358.000	48.40	0.31	48.71	54.00	-5.29	AVG

Note:1.Result (dBuV/m) = Correct Factor (dB/m) + Reading(dBuV).

2.Correction factor (dB/m) = Antenna Factor (dB/m) + Cable loss (dB) – Pre-Amplifier gain (dB).

3.When the peak results are less than average limit, so not need to evaluate the average.

Standard:	FCC Part 15.407	Test Distance:	3 m
Test item:	Band edge		
Frequency:	5240 MHz		
Mode:	802.11a		
Ant.Polar.:	Vertical		



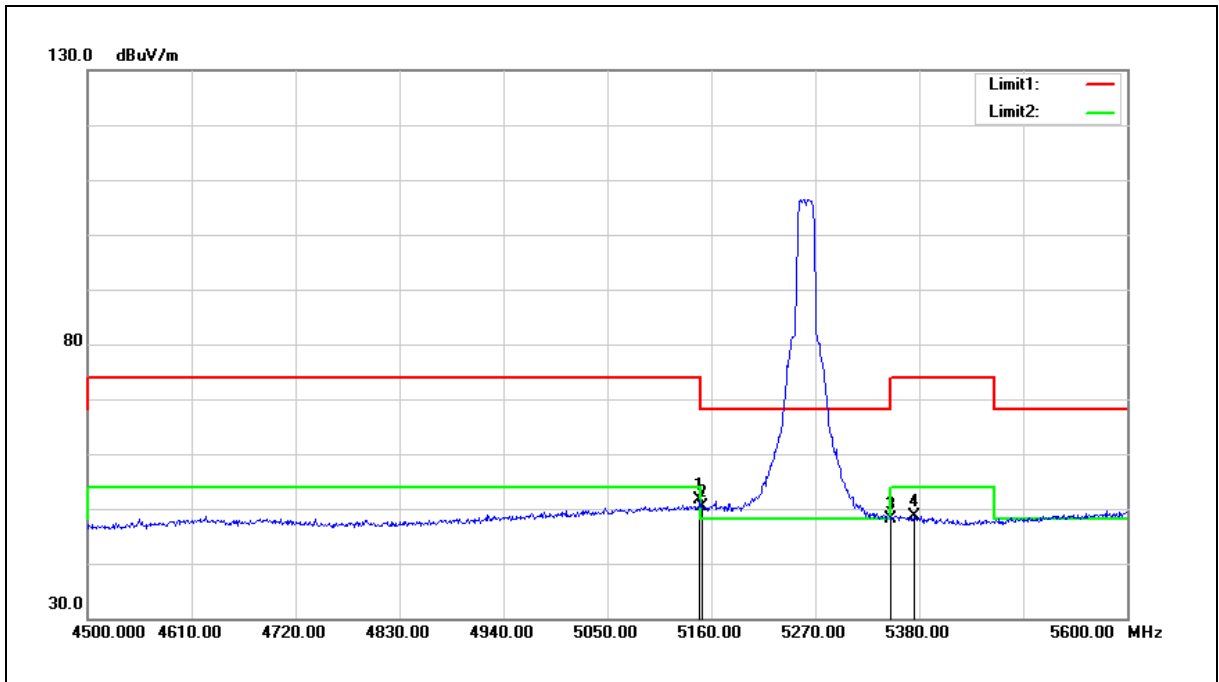
No.	Frequency (MHz)	Reading (dBuV)	Correct Factor (dB/m)	Result (dBuV/m)	Limit (dBuV/m)	Margin (dB)	Remark
1	5113.800	50.83	-0.15	50.68	54.00	-3.32	AVG
2	5150.000	50.49	-0.08	50.41	54.00	-3.59	AVG
3	5350.000	47.51	0.30	47.81	54.00	-6.19	AVG
4	5373.400	48.11	0.34	48.45	54.00	-5.55	AVG

Note:1.Result (dBuV/m) = Correct Factor (dB/m) + Reading(dBuV).

2.Correction factor (dB/m) = Antenna Factor (dB/m) + Cable loss (dB) – Pre-Amplifier gain (dB).

3.When the peak results are less than average limit, so not need to evaluate the average.

Standard:	FCC Part 15.407	Test Distance:	3 m
Test item:	Band edge		
Frequency:	5260 MHz		
Mode:	802.11a		
Ant.Polar.:	Horizontal		



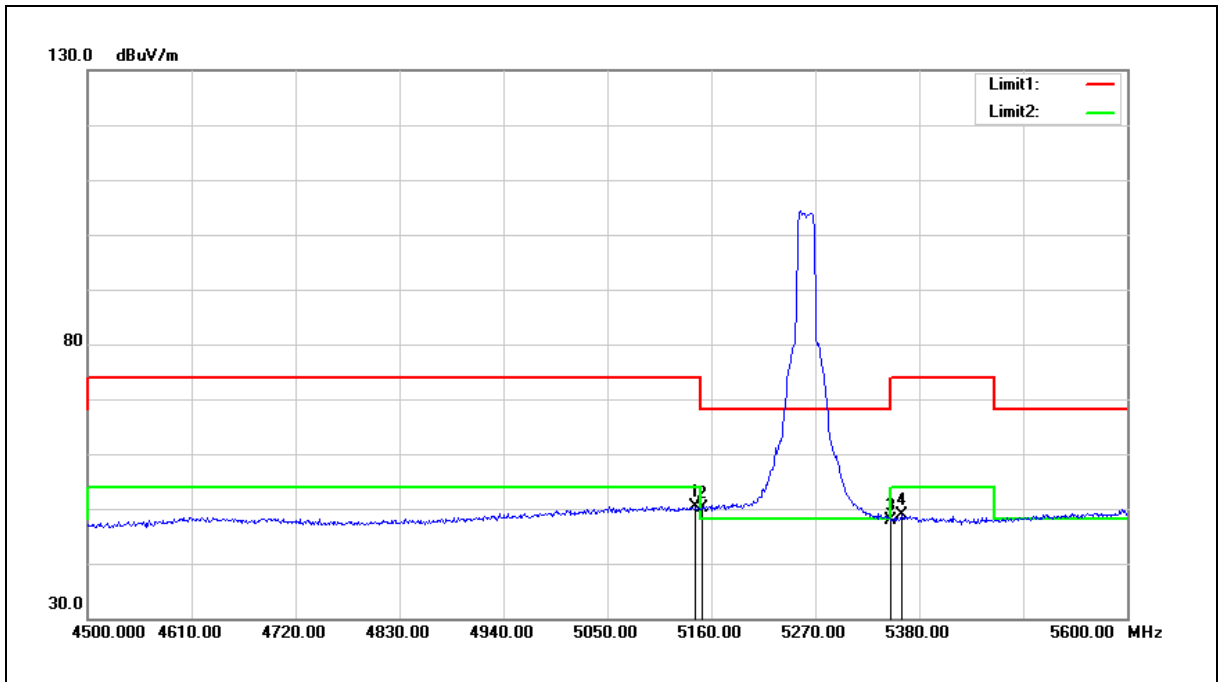
No.	Frequency (MHz)	Reading (dBuV)	Correct Factor (dB/m)	Result (dBuV/m)	Limit (dBuV/m)	Margin (dB)	Remark
1	5147.900	51.65	-0.08	51.57	54.00	-2.43	AVG
2	5150.000	50.56	-0.08	50.48	54.00	-3.52	AVG
3	5350.000	47.79	0.30	48.09	54.00	-5.91	AVG
4	5374.500	48.37	0.34	48.71	54.00	-5.29	AVG

Note:1.Result (dBuV/m) = Correct Factor (dB/m) + Reading(dBuV).

2.Correction factor (dB/m) = Antenna Factor (dB/m) + Cable loss (dB) – Pre-Amplifier gain (dB).

3.When the peak results are less than average limit, so not need to evaluate the average.

Standard:	FCC Part 15.407	Test Distance:	3 m
Test item:	Band edge		
Frequency:	5260 MHz		
Mode:	802.11a		
Ant.Polar.:	Vertical		



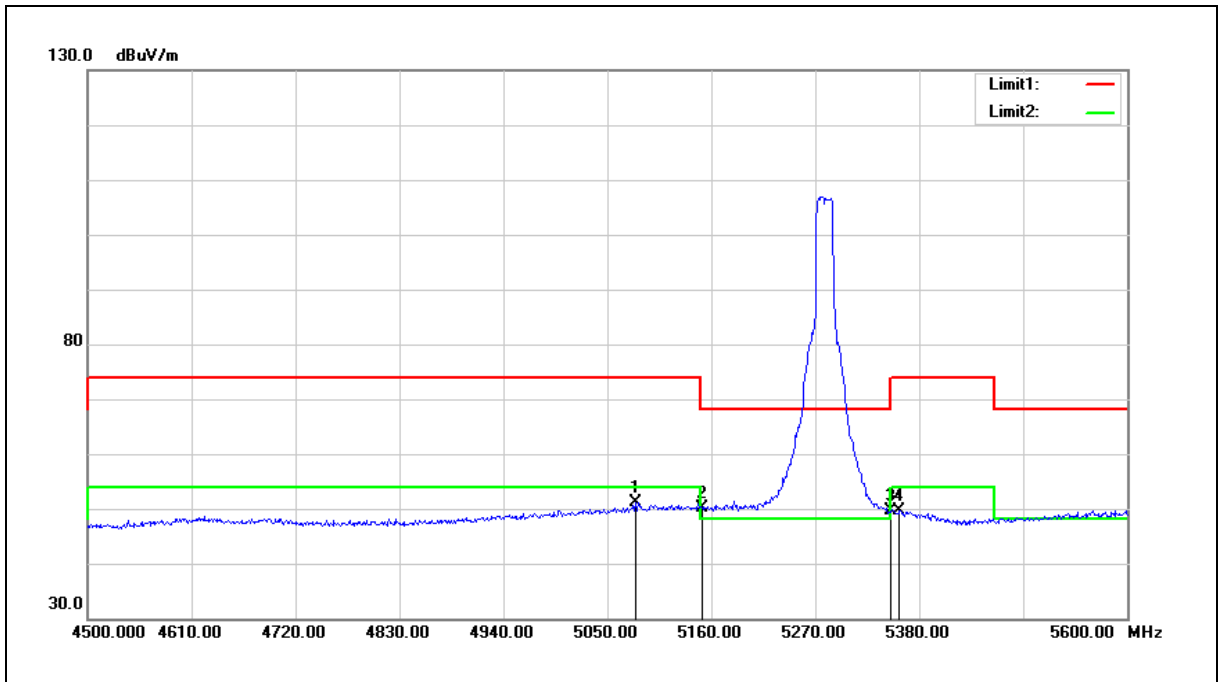
No.	Frequency (MHz)	Reading (dBuV)	Correct Factor (dB/m)	Result (dBuV/m)	Limit (dBuV/m)	Margin (dB)	Remark
1	5143.500	50.49	-0.10	50.39	54.00	-3.61	AVG
2	5150.000	50.13	-0.08	50.05	54.00	-3.95	AVG
3	5350.000	47.69	0.30	47.99	54.00	-6.01	AVG
4	5361.300	48.53	0.31	48.84	54.00	-5.16	AVG

Note: 1.Result (dBuV/m) = Correct Factor (dB/m) + Reading(dBuV).

2.Correction factor (dB/m) = Antenna Factor (dB/m) + Cable loss (dB) – Pre-Amplifier gain (dB).

3.When the peak results are less than average limit, so not need to evaluate the average.

Standard:	FCC Part 15.407	Test Distance:	3 m
Test item:	Band edge		
Frequency:	5280 MHz		
Mode:	802.11a		
Ant.Polar.:	Horizontal		



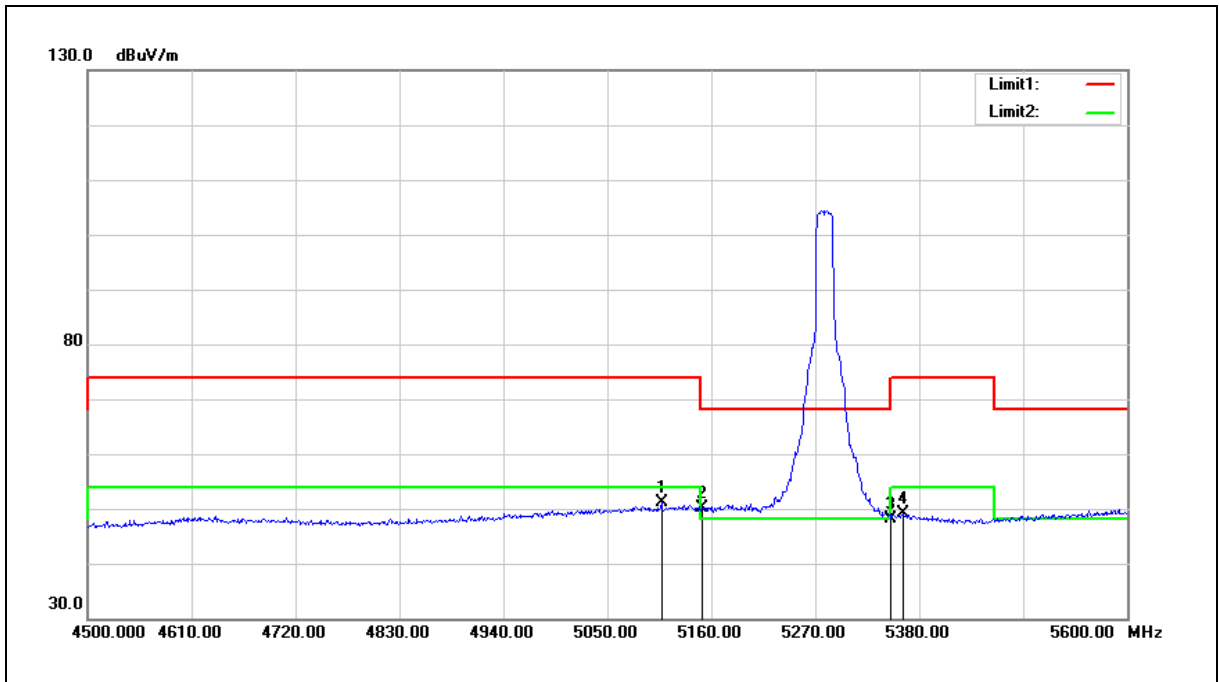
No.	Frequency (MHz)	Reading (dBuV)	Correct Factor (dB/m)	Result (dBuV/m)	Limit (dBuV/m)	Margin (dB)	Remark
1	5079.700	51.44	-0.21	51.23	54.00	-2.77	AVG
2	5150.000	50.16	-0.08	50.08	54.00	-3.92	AVG
3	5350.000	49.31	0.30	49.61	54.00	-4.39	AVG
4	5359.100	49.35	0.31	49.66	54.00	-4.34	AVG

Note:1.Result (dBuV/m) = Correct Factor (dB/m) + Reading(dBuV).

2.Correction factor (dB/m) = Antenna Factor (dB/m) + Cable loss (dB) – Pre-Amplifier gain (dB).

3.When the peak results are less than average limit, so not need to evaluate the average.

Standard:	FCC Part 15.407	Test Distance:	3 m
Test item:	Band edge		
Frequency:	5280 MHz		
Mode:	802.11a		
Ant.Polar.:	Vertical		



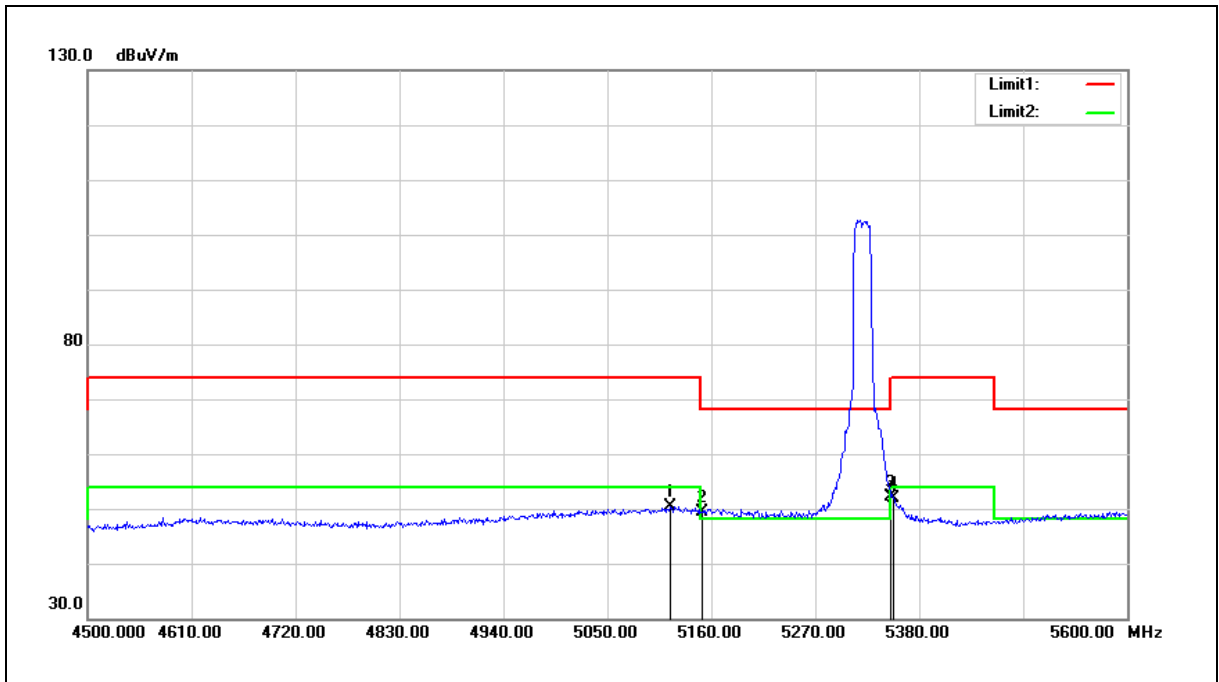
No.	Frequency (MHz)	Reading (dBuV)	Correct Factor (dB/m)	Result (dBuV/m)	Limit (dBuV/m)	Margin (dB)	Remark
1	5107.200	51.18	-0.15	51.03	54.00	-2.97	AVG
2	5150.000	50.28	-0.08	50.20	54.00	-3.80	AVG
3	5350.000	47.90	0.30	48.20	54.00	-5.80	AVG
4	5362.400	48.85	0.31	49.16	54.00	-4.84	AVG

Note:1.Result (dBuV/m) = Correct Factor (dB/m) + Reading(dBuV).

2.Correction factor (dB/m) = Antenna Factor (dB/m) + Cable loss (dB) – Pre-Amplifier gain (dB).

3.When the peak results are less than average limit, so not need to evaluate the average.

Standard:	FCC Part 15.407	Test Distance:	3 m
Test item:	Band edge		
Frequency:	5320 MHz		
Mode:	802.11a		
Ant.Polar.:	Horizontal		



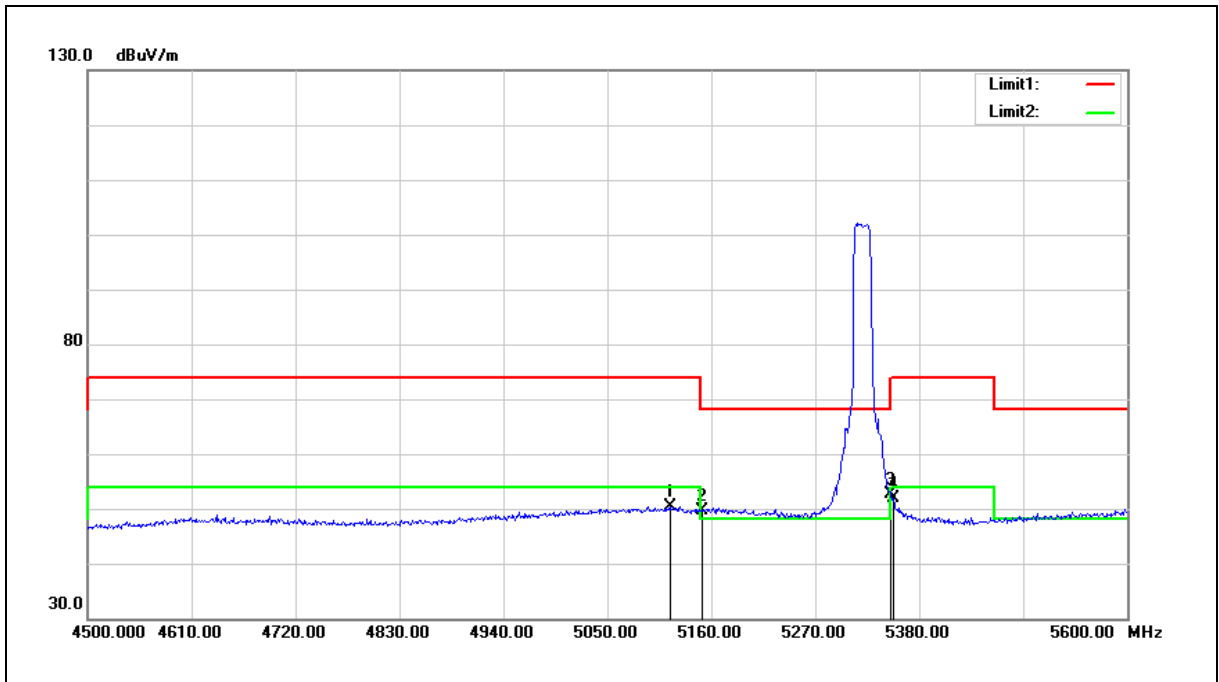
No.	Frequency (MHz)	Reading (dBuV)	Correct Factor (dB/m)	Result (dBuV/m)	Limit (dBuV/m)	Margin (dB)	Remark
1	5117.100	50.62	-0.14	50.48	54.00	-3.52	AVG
2	5150.000	49.55	-0.08	49.47	54.00	-4.53	AVG
3	5350.000	51.94	0.30	52.24	54.00	-1.76	AVG
4	5352.500	51.60	0.30	51.90	54.00	-2.10	AVG

Note: 1. Result (dBuV/m) = Correct Factor (dB/m) + Reading (dBuV).

2. Correction factor (dB/m) = Antenna Factor (dB/m) + Cable loss (dB) – Pre-Amplifier gain (dB).

3. When the peak results are less than average limit, so not need to evaluate the average.

Standard:	FCC Part 15.407	Test Distance:	3 m
Test item:	Band edge		
Frequency:	5320 MHz		
Mode:	802.11a		
Ant.Polar.:	Vertical		



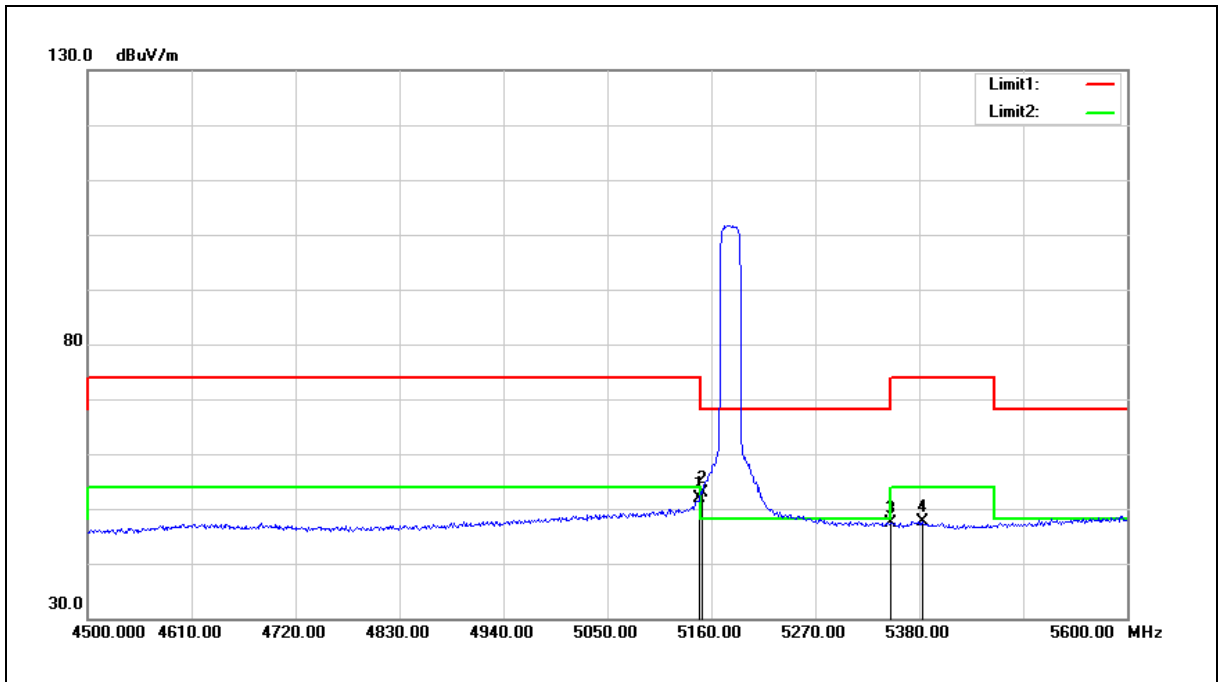
No.	Frequency (MHz)	Reading (dBuV)	Correct Factor (dB/m)	Result (dBuV/m)	Limit (dBuV/m)	Margin (dB)	Remark
1	5116.000	50.53	-0.15	50.38	54.00	-3.62	AVG
2	5150.000	49.70	-0.08	49.62	54.00	-4.38	AVG
3	5350.000	52.25	0.30	52.55	54.00	-1.45	AVG
4	5352.500	51.59	0.30	51.89	54.00	-2.11	AVG

Note: 1. Result (dBuV/m) = Correct Factor (dB/m) + Reading (dBuV).

2. Correction factor (dB/m) = Antenna Factor (dB/m) + Cable loss (dB) – Pre-Amplifier gain (dB).

3. When the peak results are less than average limit, so not need to evaluate the average.

Standard:	FCC Part 15.407	Test Distance:	3 m
Test item:	Band edge		
Frequency:	5180 MHz		
Mode:	802.11ax HE20		
Ant.Polar.:	Horizontal		



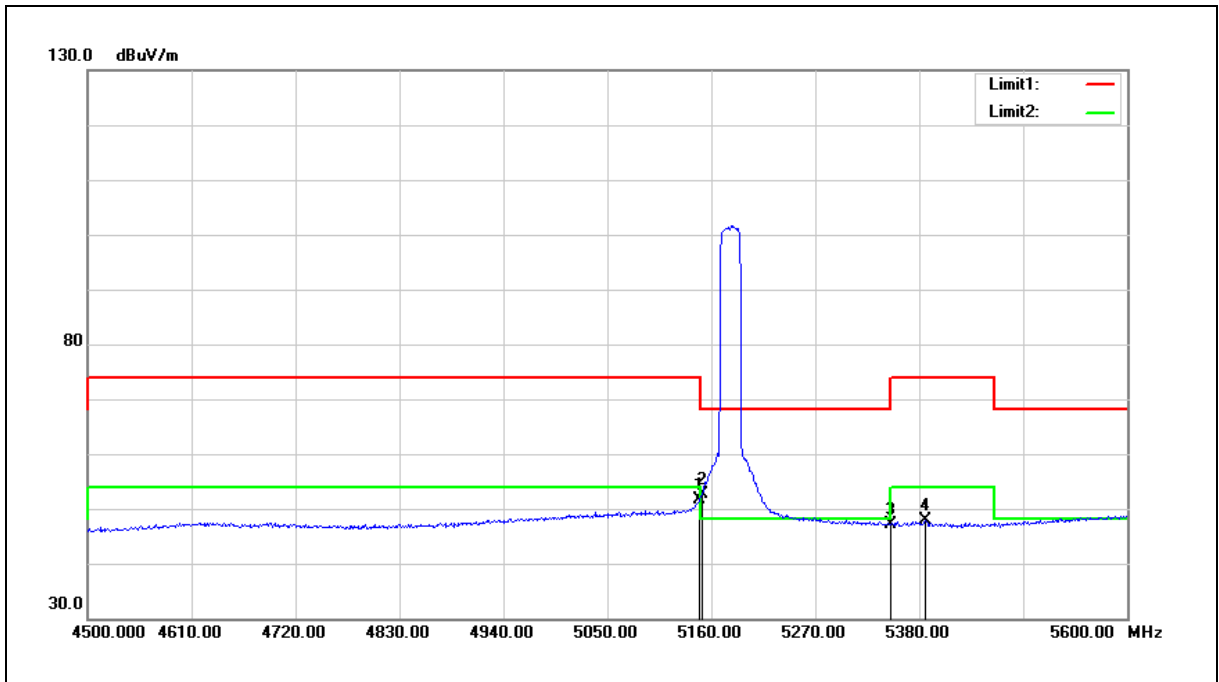
No.	Frequency (MHz)	Reading (dBuV)	Correct Factor (dB/m)	Result (dBuV/m)	Limit (dBuV/m)	Margin (dB)	Remark
1	5147.900	52.06	-0.08	51.98	54.00	-2.02	AVG
2	5150.000	53.02	-0.08	52.94	54.00	-1.06	AVG
3	5350.000	47.04	0.30	47.34	54.00	-6.66	AVG
4	5383.300	47.24	0.36	47.60	54.00	-6.40	AVG

Note: 1.Result (dBuV/m) = Correct Factor (dB/m) + Reading(dBuV).

2.Correction factor (dB/m) = Antenna Factor (dB/m) + Cable loss (dB) – Pre-Amplifier gain (dB).

3.When the peak results are less than average limit, so not need to evaluate the average.

Standard:	FCC Part 15.407	Test Distance:	3 m
Test item:	Band edge		
Frequency:	5180 MHz		
Mode:	802.11ax HE20		
Ant.Polar.:	Vertical		



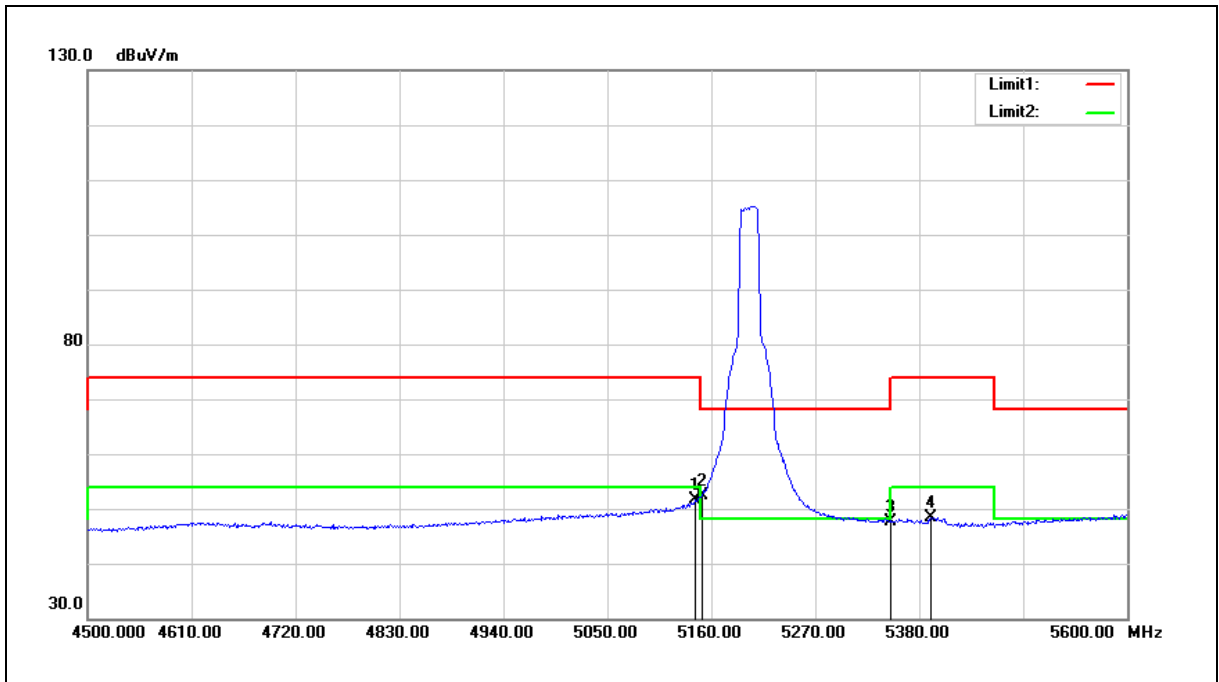
No.	Frequency (MHz)	Reading (dBuV)	Correct Factor (dB/m)	Result (dBuV/m)	Limit (dBuV/m)	Margin (dB)	Remark
1	5147.900	51.70	-0.08	51.62	54.00	-2.38	AVG
2	5150.000	52.71	-0.08	52.63	54.00	-1.37	AVG
3	5350.000	46.84	0.30	47.14	54.00	-6.86	AVG
4	5386.600	47.44	0.36	47.80	54.00	-6.20	AVG

Note: 1. Result (dBuV/m) = Correct Factor (dB/m) + Reading (dBuV).

2. Correction factor (dB/m) = Antenna Factor (dB/m) + Cable loss (dB) – Pre-Amplifier gain (dB).

3. When the peak results are less than average limit, so not need to evaluate the average.

Standard:	FCC Part 15.407	Test Distance:	3 m
Test item:	Band edge		
Frequency:	5200 MHz		
Mode:	802.11ax HE20		
Ant.Polar.:	Horizontal		



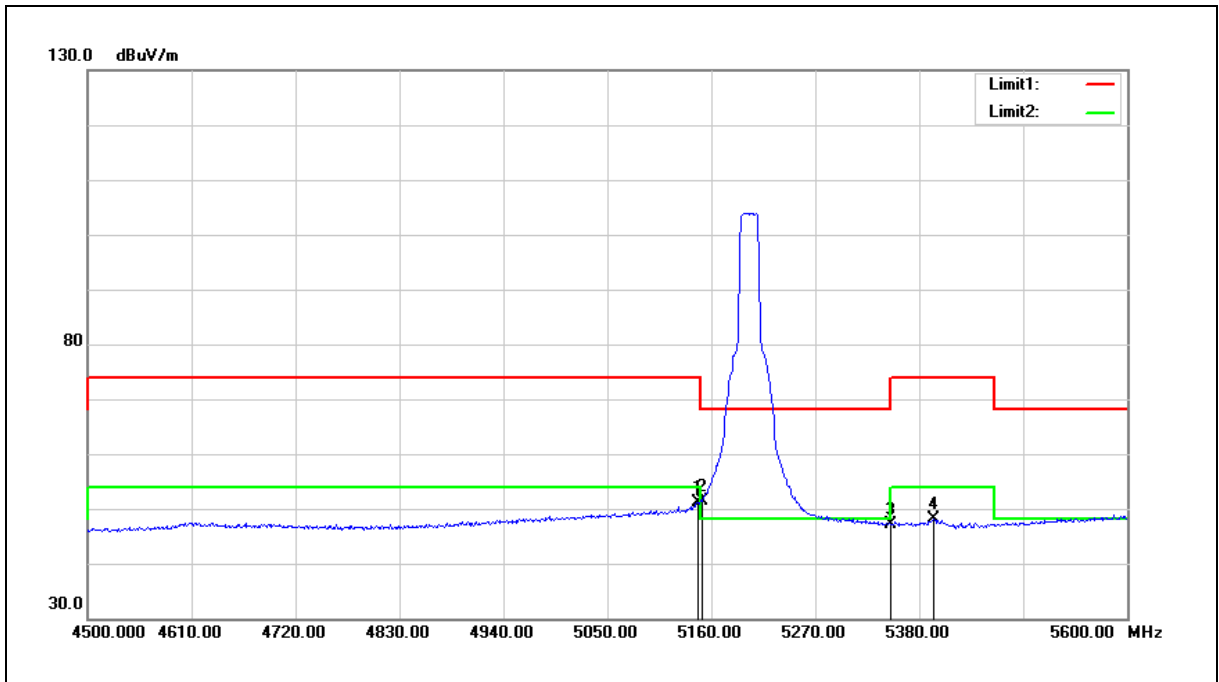
No.	Frequency (MHz)	Reading (dBuV)	Correct Factor (dB/m)	Result (dBuV/m)	Limit (dBuV/m)	Margin (dB)	Remark
1	5143.500	51.64	-0.10	51.54	54.00	-2.46	AVG
2	5150.000	52.42	-0.08	52.34	54.00	-1.66	AVG
3	5350.000	47.37	0.30	47.67	54.00	-6.33	AVG
4	5392.100	48.03	0.37	48.40	54.00	-5.60	AVG

Note: 1.Result (dBuV/m) = Correct Factor (dB/m) + Reading(dBuV).

2.Correction factor (dB/m) = Antenna Factor (dB/m) + Cable loss (dB) – Pre-Amplifier gain (dB).

3.When the peak results are less than average limit, so not need to evaluate the average.

Standard:	FCC Part 15.407	Test Distance:	3 m
Test item:	Band edge		
Frequency:	5200 MHz		
Mode:	802.11ax HE20		
Ant.Polar.:	Vertical		



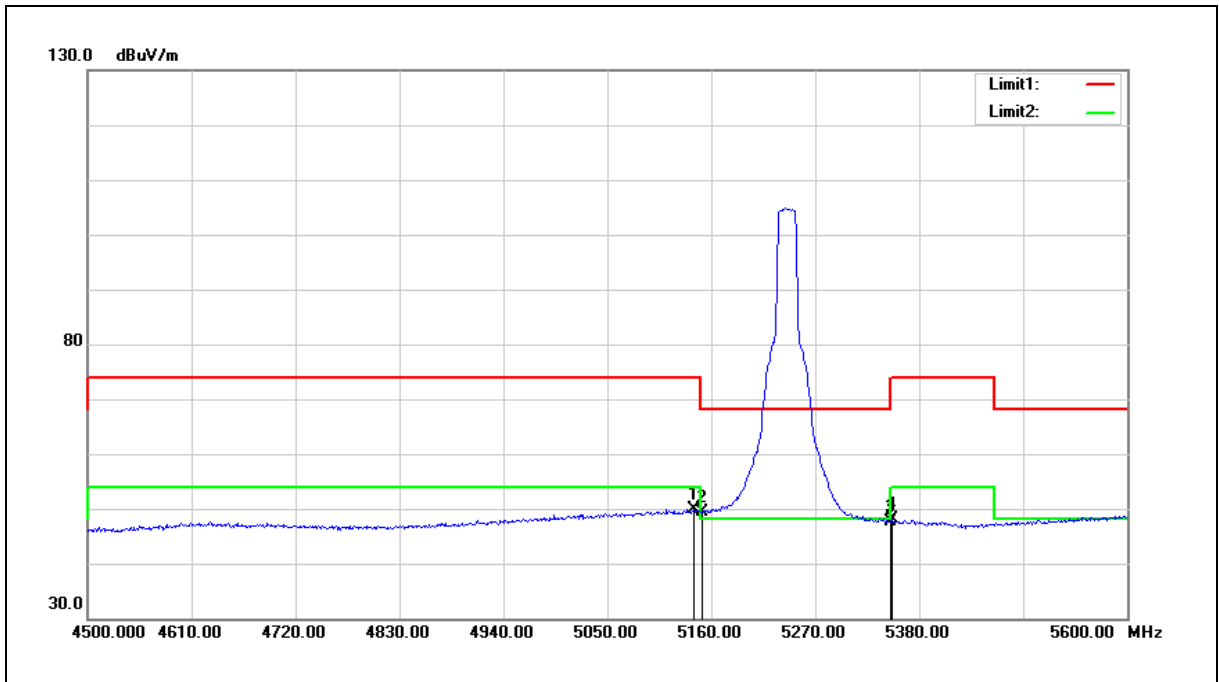
No.	Frequency (MHz)	Reading (dBuV)	Correct Factor (dB/m)	Result (dBuV/m)	Limit (dBuV/m)	Margin (dB)	Remark
1	5145.700	51.26	-0.08	51.18	54.00	-2.82	AVG
2	5150.000	51.43	-0.08	51.35	54.00	-2.65	AVG
3	5350.000	46.94	0.30	47.24	54.00	-6.76	AVG
4	5395.400	47.68	0.38	48.06	54.00	-5.94	AVG

Note:1.Result (dBuV/m) = Correct Factor (dB/m) + Reading(dBuV).

2.Correction factor (dB/m) = Antenna Factor (dB/m) + Cable loss (dB) – Pre-Amplifier gain (dB).

3.When the peak results are less than average limit, so not need to evaluate the average.

Standard:	FCC Part 15.407	Test Distance:	3 m
Test item:	Band edge		
Frequency:	5240 MHz		
Mode:	802.11ax HE20		
Ant.Polar.:	Horizontal		



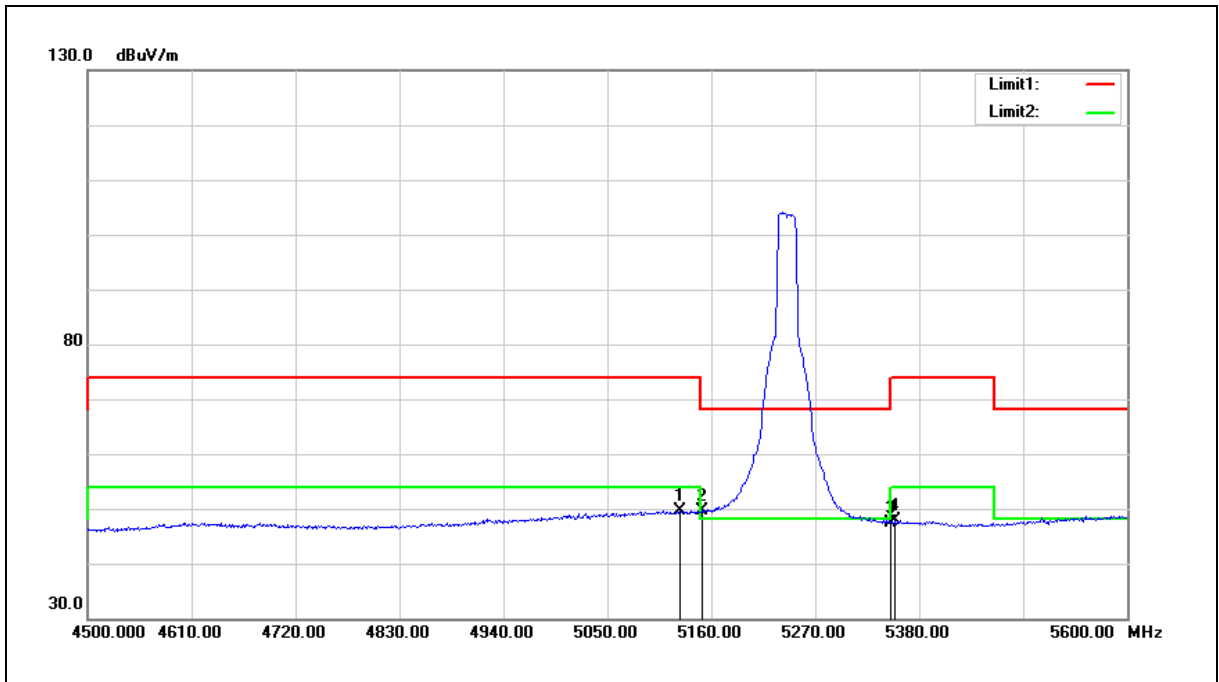
No.	Frequency (MHz)	Reading (dBuV)	Correct Factor (dB/m)	Result (dBuV/m)	Limit (dBuV/m)	Margin (dB)	Remark
1	5141.300	49.91	-0.10	49.81	54.00	-4.19	AVG
2	5150.000	49.50	-0.08	49.42	54.00	-4.58	AVG
3	5350.000	47.39	0.30	47.69	54.00	-6.31	AVG
4	5351.400	47.78	0.30	48.08	54.00	-5.92	AVG

Note:1.Result (dBuV/m) = Correct Factor (dB/m) + Reading(dBuV).

2.Correction factor (dB/m) = Antenna Factor (dB/m) + Cable loss (dB) – Pre-Amplifier gain (dB).

3.When the peak results are less than average limit, so not need to evaluate the average.

Standard:	FCC Part 15.407	Test Distance:	3 m
Test item:	Band edge		
Frequency:	5240 MHz		
Mode:	802.11ax HE20		
Ant.Polar.:	Vertical		



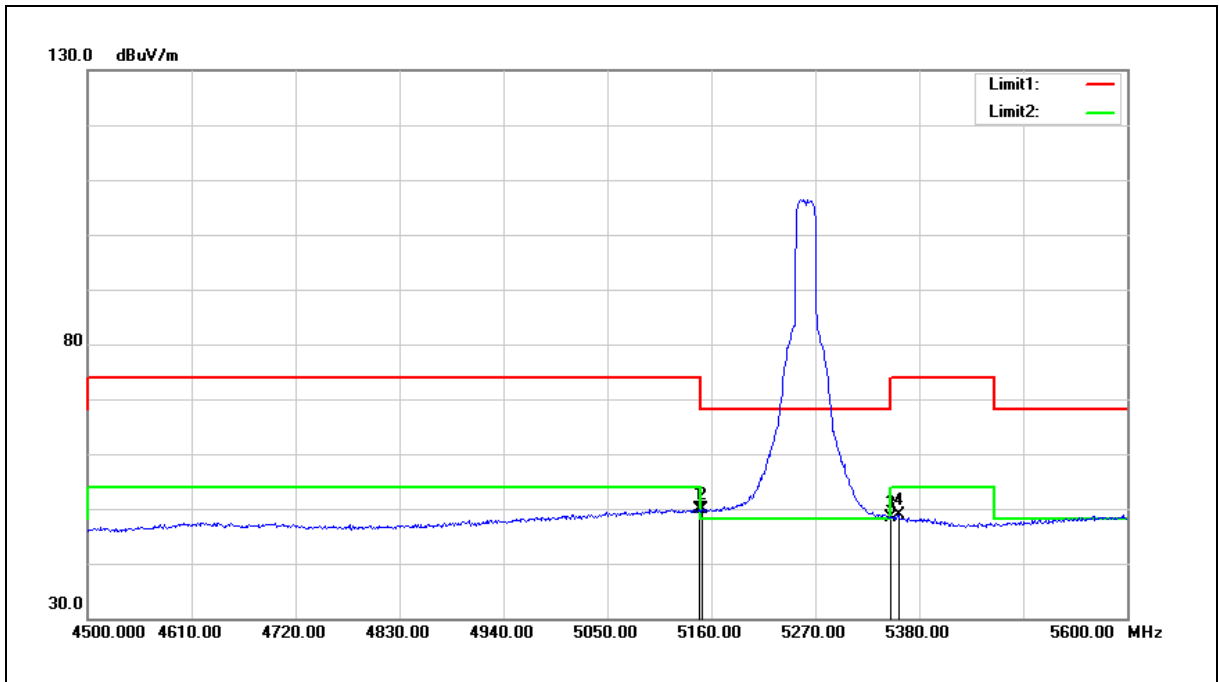
No.	Frequency (MHz)	Reading (dBuV)	Correct Factor (dB/m)	Result (dBuV/m)	Limit (dBuV/m)	Margin (dB)	Remark
1	5127.000	49.72	-0.13	49.59	54.00	-4.41	AVG
2	5150.000	49.60	-0.08	49.52	54.00	-4.48	AVG
3	5350.000	47.19	0.30	47.49	54.00	-6.51	AVG
4	5354.700	47.50	0.30	47.80	54.00	-6.20	AVG

Note: 1.Result (dBuV/m) = Correct Factor (dB/m) + Reading(dBuV).

2.Correction factor (dB/m) = Antenna Factor (dB/m) + Cable loss (dB) – Pre-Amplifier gain (dB).

3.When the peak results are less than average limit, so not need to evaluate the average.

Standard:	FCC Part 15.407	Test Distance:	3 m
Test item:	Band edge		
Frequency:	5260 MHz		
Mode:	802.11ax HE20		
Ant.Polar.:	Horizontal		



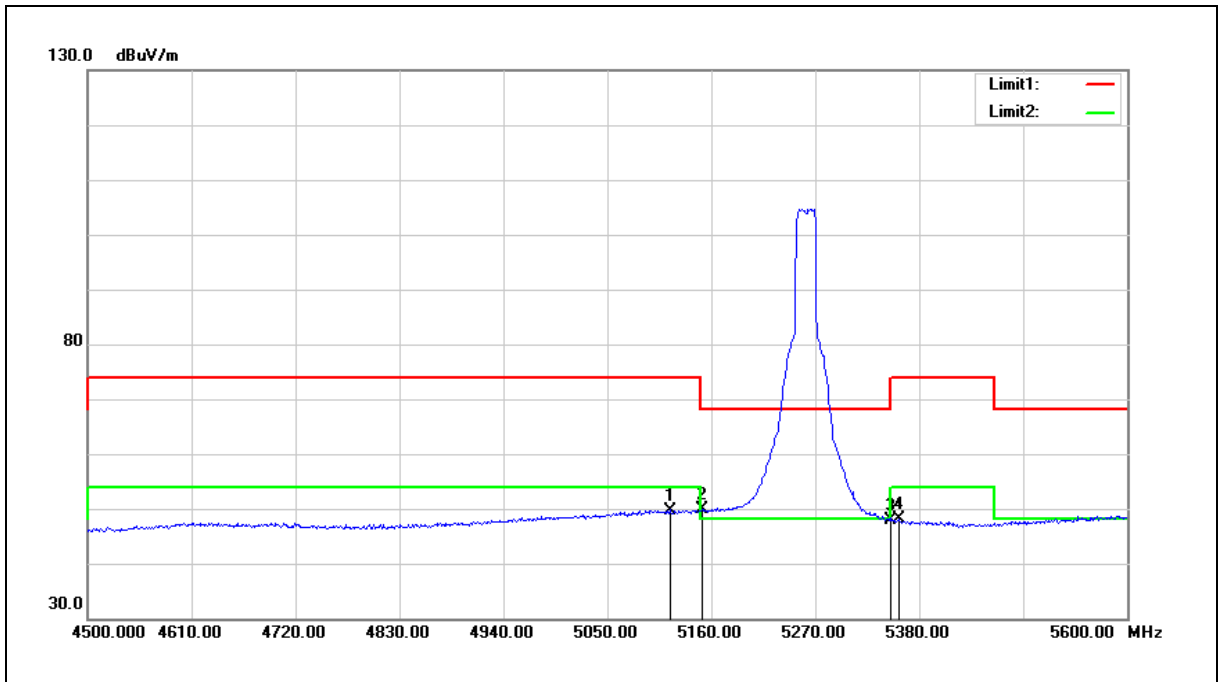
No.	Frequency (MHz)	Reading (dBuV)	Correct Factor (dB/m)	Result (dBuV/m)	Limit (dBuV/m)	Margin (dB)	Remark
1	5146.800	50.01	-0.08	49.93	54.00	-4.07	AVG
2	5150.000	49.87	-0.08	49.79	54.00	-4.21	AVG
3	5350.000	47.99	0.30	48.29	54.00	-5.71	AVG
4	5358.000	48.54	0.31	48.85	54.00	-5.15	AVG

Note: 1. Result (dBuV/m) = Correct Factor (dB/m) + Reading (dBuV).

2. Correction factor (dB/m) = Antenna Factor (dB/m) + Cable loss (dB) – Pre-Amplifier gain (dB).

3. When the peak results are less than average limit, so not need to evaluate the average.

Standard:	FCC Part 15.407	Test Distance:	3 m
Test item:	Band edge		
Frequency:	5260 MHz		
Mode:	802.11ax HE20		
Ant.Polar.:	Vertical		



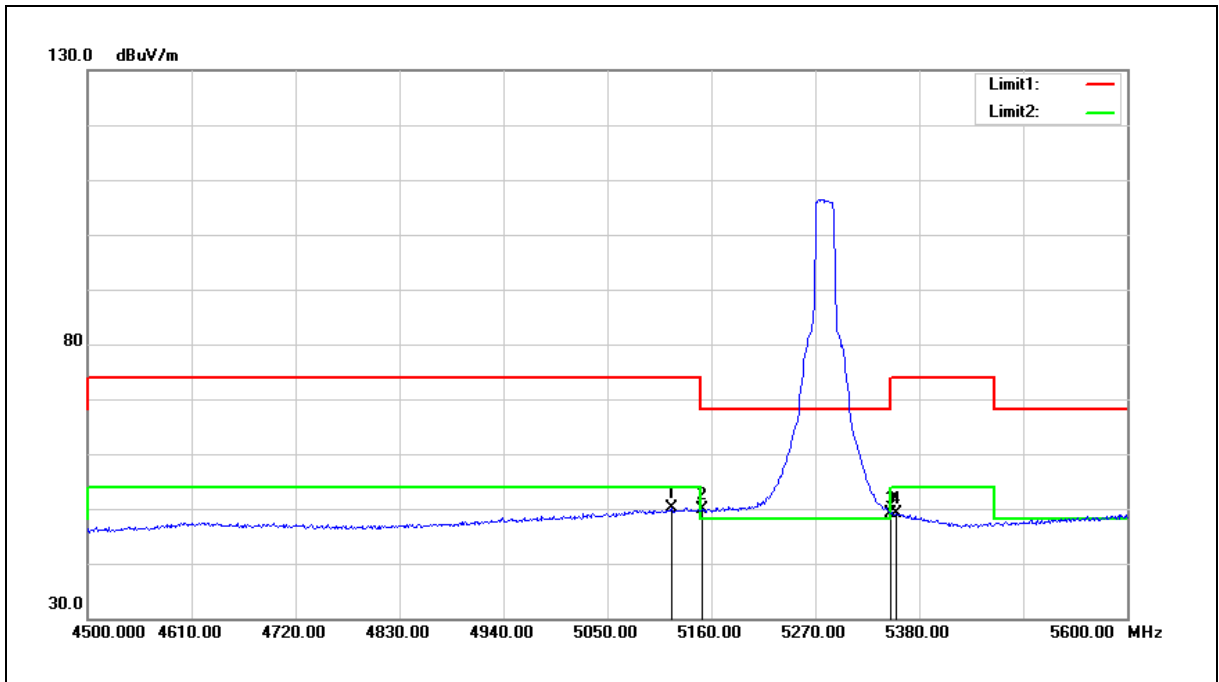
No.	Frequency (MHz)	Reading (dBuV)	Correct Factor (dB/m)	Result (dBuV/m)	Limit (dBuV/m)	Margin (dB)	Remark
1	5116.000	49.90	-0.15	49.75	54.00	-4.25	AVG
2	5150.000	50.07	-0.08	49.99	54.00	-4.01	AVG
3	5350.000	47.70	0.30	48.00	54.00	-6.00	AVG
4	5358.000	47.71	0.31	48.02	54.00	-5.98	AVG

Note: 1. Result (dBuV/m) = Correct Factor (dB/m) + Reading (dBuV).

2. Correction factor (dB/m) = Antenna Factor (dB/m) + Cable loss (dB) – Pre-Amplifier gain (dB).

3. When the peak results are less than average limit, so not need to evaluate the average.

Standard:	FCC Part 15.407	Test Distance:	3 m
Test item:	Band edge		
Frequency:	5280 MHz		
Mode:	802.11ax HE20		
Ant.Polar.:	Horizontal		



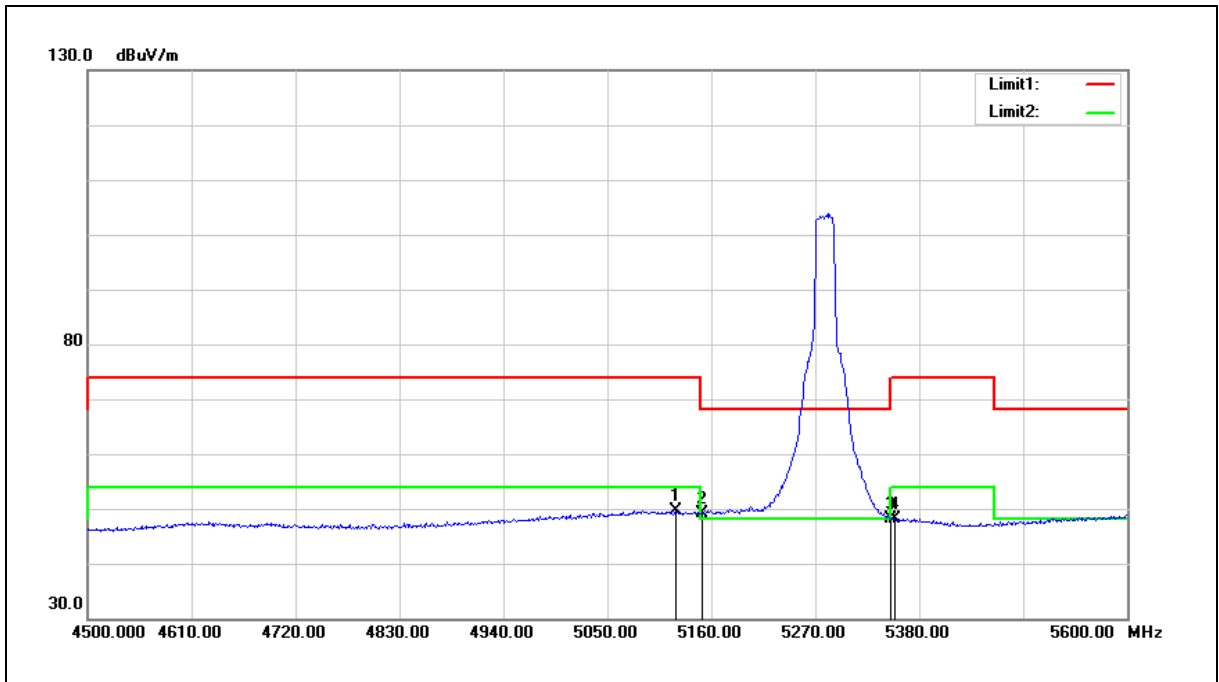
No.	Frequency (MHz)	Reading (dBuV)	Correct Factor (dB/m)	Result (dBuV/m)	Limit (dBuV/m)	Margin (dB)	Remark
1	5118.200	50.28	-0.14	50.14	54.00	-3.86	AVG
2	5150.000	49.86	-0.08	49.78	54.00	-4.22	AVG
3	5350.000	48.77	0.30	49.07	54.00	-4.93	AVG
4	5355.800	48.71	0.30	49.01	54.00	-4.99	AVG

Note: 1.Result (dBuV/m) = Correct Factor (dB/m) + Reading(dBuV).

2.Correction factor (dB/m) = Antenna Factor (dB/m) + Cable loss (dB) – Pre-Amplifier gain (dB).

3.When the peak results are less than average limit, so not need to evaluate the average.

Standard:	FCC Part 15.407	Test Distance:	3 m
Test item:	Band edge		
Frequency:	5280 MHz		
Mode:	802.11ax HE20		
Ant.Polar.:	Vertical		



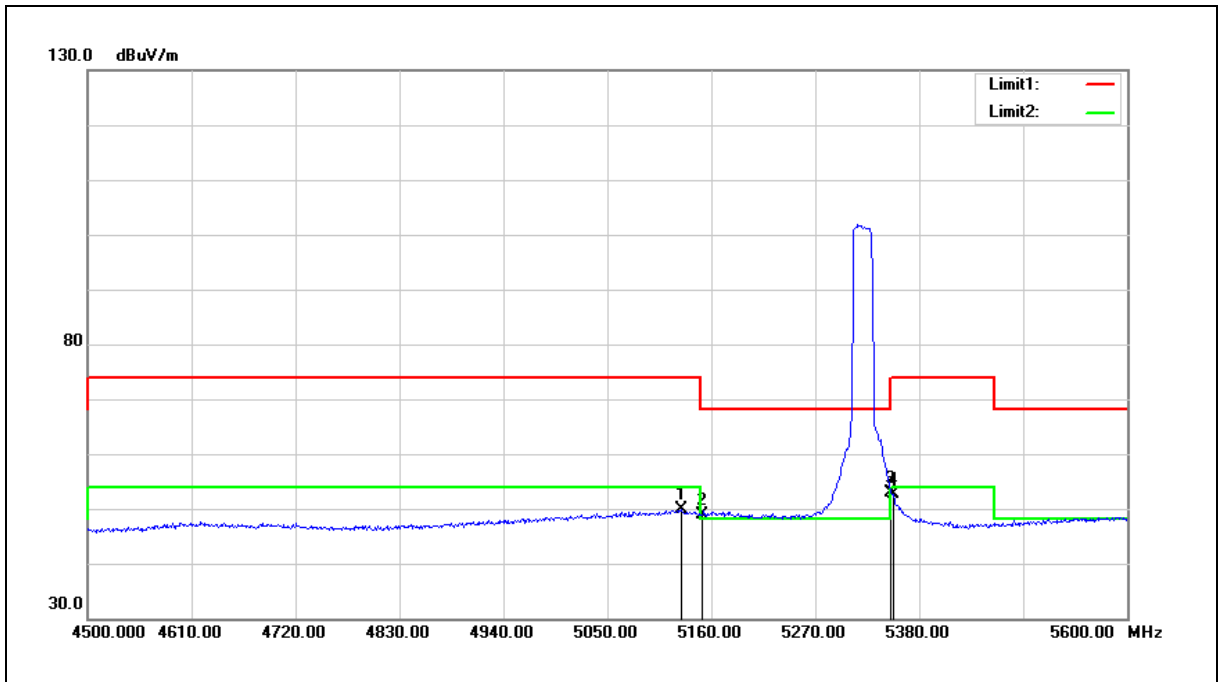
No.	Frequency (MHz)	Reading (dBuV)	Correct Factor (dB/m)	Result (dBuV/m)	Limit (dBuV/m)	Margin (dB)	Remark
1	5122.600	49.64	-0.13	49.51	54.00	-4.49	AVG
2	5150.000	49.22	-0.08	49.14	54.00	-4.86	AVG
3	5350.000	47.78	0.30	48.08	54.00	-5.92	AVG
4	5353.600	47.94	0.30	48.24	54.00	-5.76	AVG

Note:1.Result (dBuV/m) = Correct Factor (dB/m) + Reading(dBuV).

2.Correction factor (dB/m) = Antenna Factor (dB/m) + Cable loss (dB) – Pre-Amplifier gain (dB).

3.When the peak results are less than average limit, so not need to evaluate the average.

Standard:	FCC Part 15.407	Test Distance:	3 m
Test item:	Band edge		
Frequency:	5320 MHz		
Mode:	802.11ax HE20		
Ant.Polar.:	Horizontal		



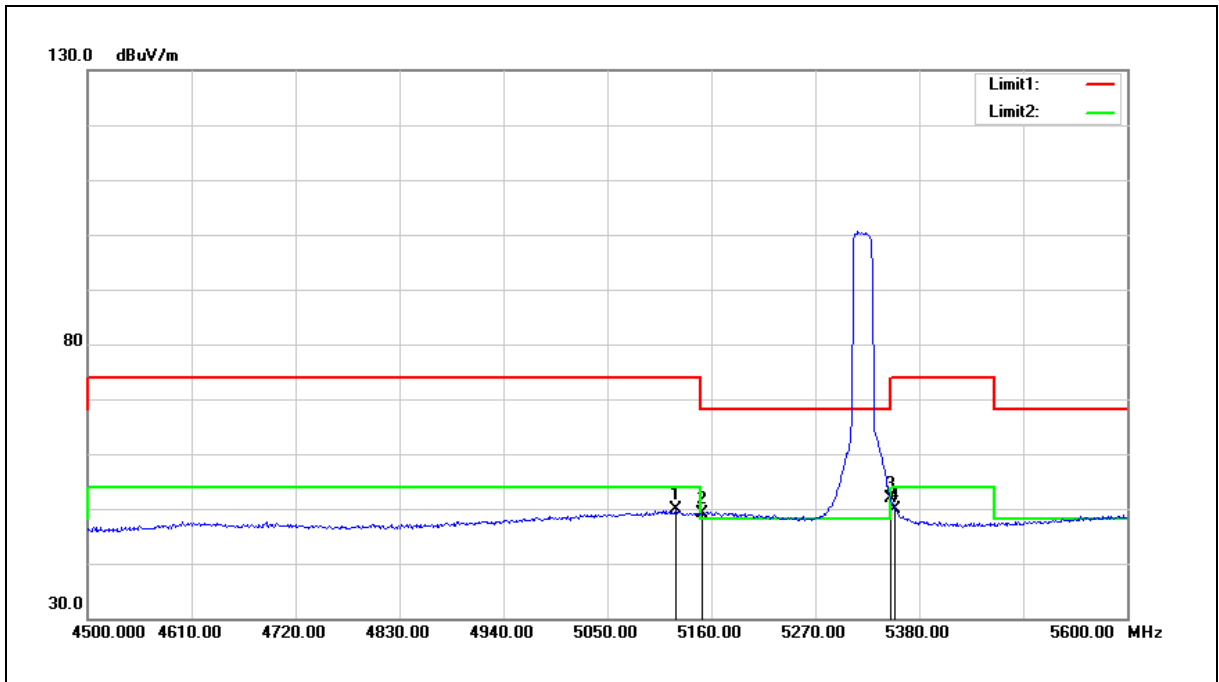
No.	Frequency (MHz)	Reading (dBuV)	Correct Factor (dB/m)	Result (dBuV/m)	Limit (dBuV/m)	Margin (dB)	Remark
1	5128.100	50.01	-0.13	49.88	54.00	-4.12	AVG
2	5150.000	49.00	-0.08	48.92	54.00	-5.08	AVG
3	5350.000	52.53	0.30	52.83	54.00	-1.17	AVG
4	5352.500	52.21	0.30	52.51	54.00	-1.49	AVG

Note:1.Result (dBuV/m) = Correct Factor (dB/m) + Reading(dBuV).

2.Correction factor (dB/m) = Antenna Factor (dB/m) + Cable loss (dB) – Pre-Amplifier gain (dB).

3.When the peak results are less than average limit, so not need to evaluate the average.

Standard:	FCC Part 15.407	Test Distance:	3 m
Test item:	Band edge		
Frequency:	5320 MHz		
Mode:	802.11ax HE20		
Ant.Polar.:	Vertical		



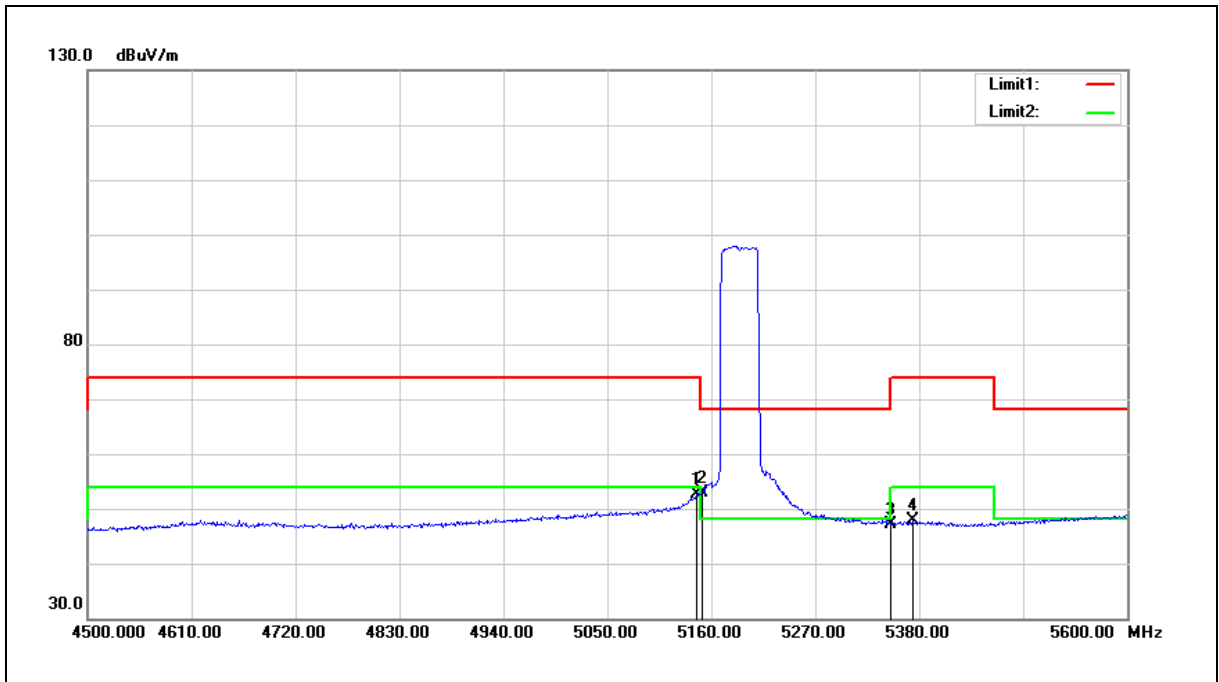
No.	Frequency (MHz)	Reading (dBuV)	Correct Factor (dB/m)	Result (dBuV/m)	Limit (dBuV/m)	Margin (dB)	Remark
1	5122.600	50.04	-0.13	49.91	54.00	-4.09	AVG
2	5150.000	49.23	-0.08	49.15	54.00	-4.85	AVG
3	5350.000	51.68	0.30	51.98	54.00	-2.02	AVG
4	5354.700	49.52	0.30	49.82	54.00	-4.18	AVG

Note:1.Result (dBuV/m) = Correct Factor (dB/m) + Reading(dBuV).

2.Correction factor (dB/m) = Antenna Factor (dB/m) + Cable loss (dB) – Pre-Amplifier gain (dB).

3.When the peak results are less than average limit, so not need to evaluate the average.

Standard:	FCC Part 15.407	Test Distance:	3 m
Test item:	Band edge		
Frequency:	5190 MHz		
Mode:	802.11ax HE40		
Ant.Polar.:	Horizontal		



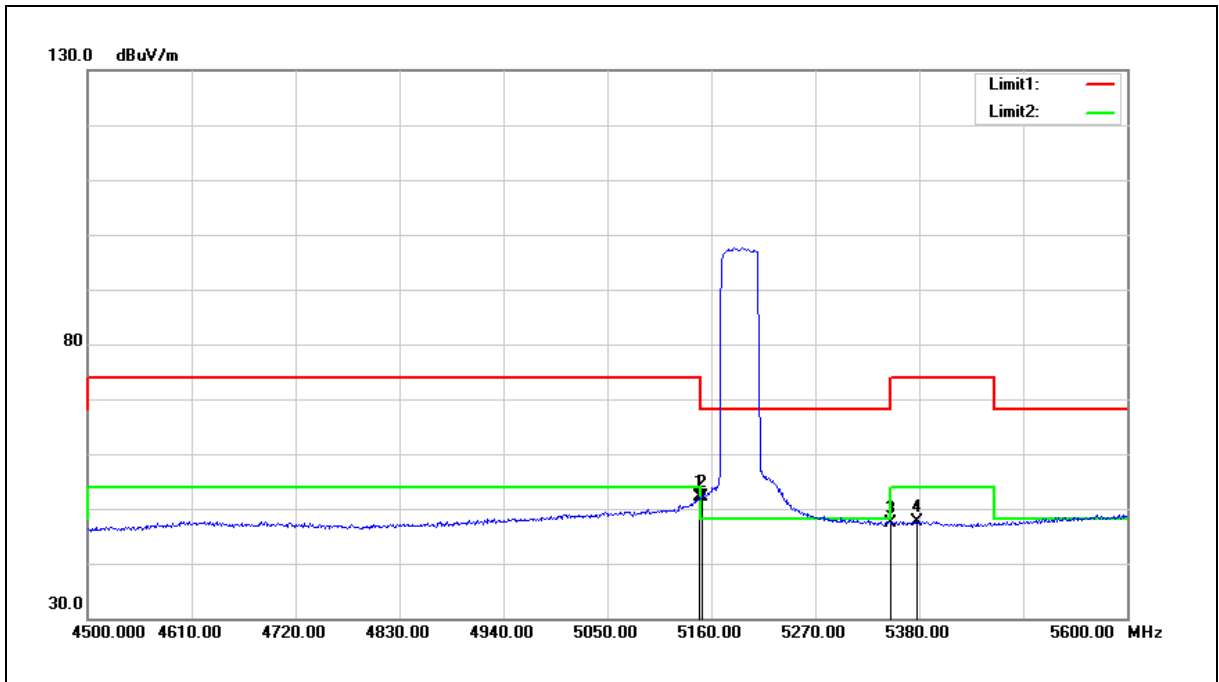
No.	Frequency (MHz)	Reading (dBuV)	Correct Factor (dB/m)	Result (dBuV/m)	Limit (dBuV/m)	Margin (dB)	Remark
1	5144.600	52.66	-0.08	52.58	54.00	-1.42	AVG
2	5150.000	52.88	-0.08	52.80	54.00	-1.20	AVG
3	5350.000	46.93	0.30	47.23	54.00	-6.77	AVG
4	5373.400	47.47	0.34	47.81	54.00	-6.19	AVG

Note:1.Result (dBuV/m) = Correct Factor (dB/m) + Reading(dBuV).

2.Correction factor (dB/m) = Antenna Factor (dB/m) + Cable loss (dB) – Pre-Amplifier gain (dB).

3.When the peak results are less than average limit, so not need to evaluate the average.

Standard:	FCC Part 15.407	Test Distance:	3 m
Test item:	Band edge		
Frequency:	5190 MHz		
Mode:	802.11ax HE40		
Ant.Polar.:	Vertical		



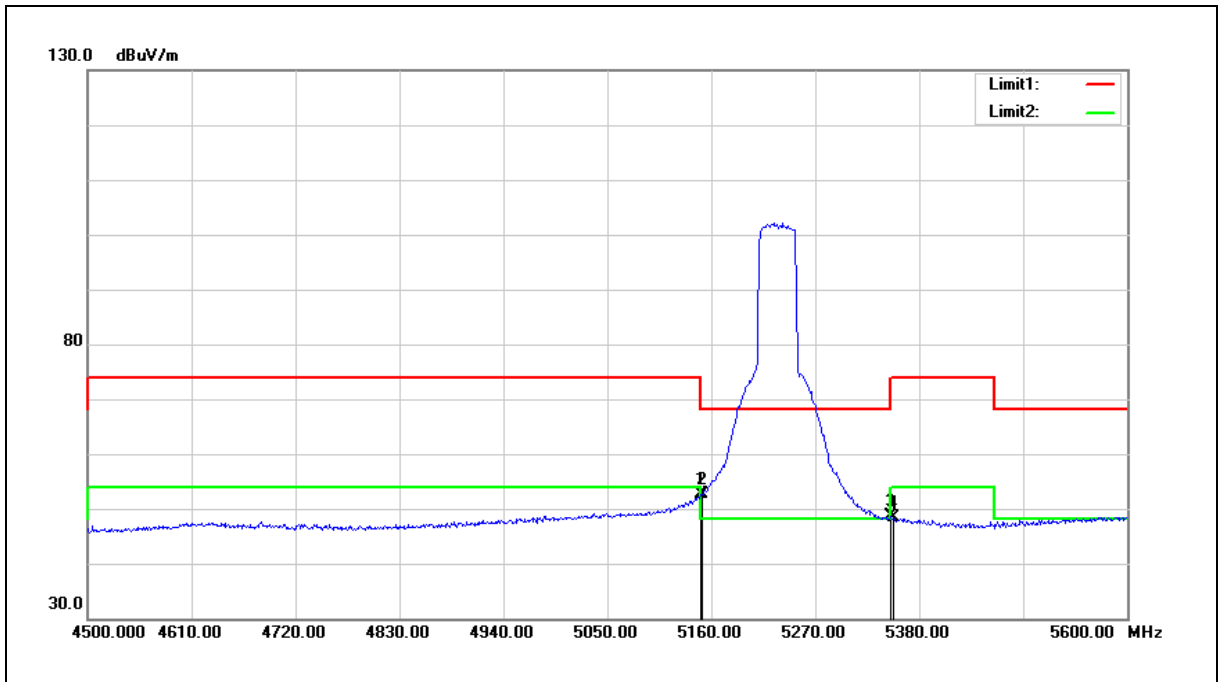
No.	Frequency (MHz)	Reading (dBuV)	Correct Factor (dB/m)	Result (dBuV/m)	Limit (dBuV/m)	Margin (dB)	Remark
1	5147.900	52.24	-0.08	52.16	54.00	-1.84	AVG
2	5150.000	52.18	-0.08	52.10	54.00	-1.90	AVG
3	5350.000	47.12	0.30	47.42	54.00	-6.58	AVG
4	5377.800	47.40	0.35	47.75	54.00	-6.25	AVG

Note: 1. Result (dBuV/m) = Correct Factor (dB/m) + Reading (dBuV).

2. Correction factor (dB/m) = Antenna Factor (dB/m) + Cable loss (dB) – Pre-Amplifier gain (dB).

3. When the peak results are less than average limit, so not need to evaluate the average.

Standard:	FCC Part 15.407	Test Distance:	3 m
Test item:	Band edge		
Frequency:	5230 MHz		
Mode:	802.11ax HE40		
Ant.Polar.:	Horizontal		



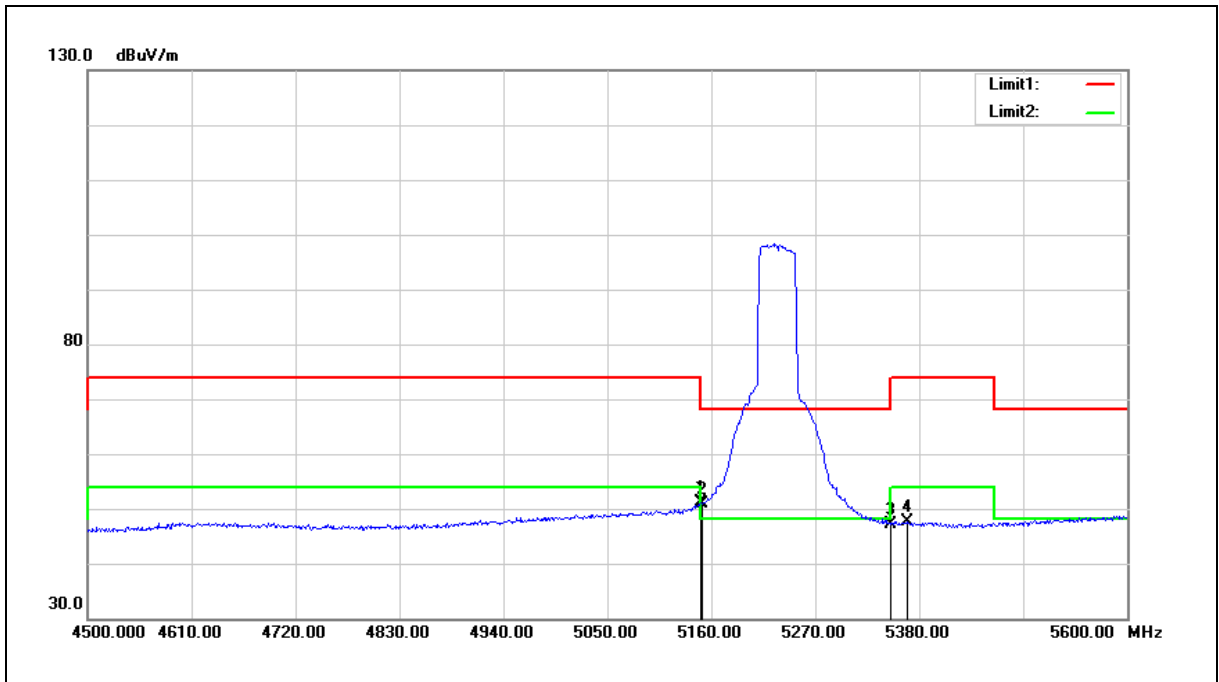
No.	Frequency (MHz)	Reading (dBuV)	Correct Factor (dB/m)	Result (dBuV/m)	Limit (dBuV/m)	Margin (dB)	Remark
1	5149.000	52.66	-0.08	52.58	54.00	-1.42	AVG
2	5150.000	52.64	-0.08	52.56	54.00	-1.44	AVG
3	5350.000	48.21	0.30	48.51	54.00	-5.49	AVG
4	5352.500	47.96	0.30	48.26	54.00	-5.74	AVG

Note:1.Result (dBuV/m) = Correct Factor (dB/m) + Reading(dBuV).

2.Correction factor (dB/m) = Antenna Factor (dB/m) + Cable loss (dB) – Pre-Amplifier gain (dB).

3.When the peak results are less than average limit, so not need to evaluate the average.

Standard:	FCC Part 15.407	Test Distance:	3 m
Test item:	Band edge		
Frequency:	5230 MHz		
Mode:	802.11ax HE40		
Ant.Polar.:	Vertical		



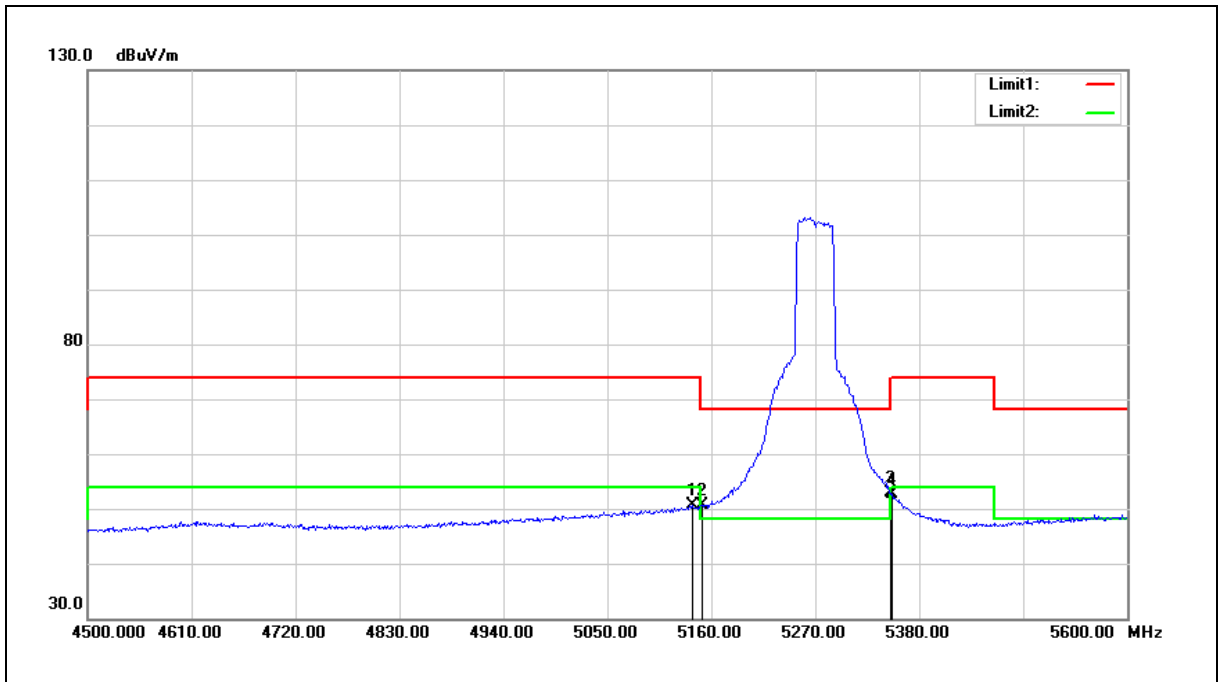
No.	Frequency (MHz)	Reading (dBuV)	Correct Factor (dB/m)	Result (dBuV/m)	Limit (dBuV/m)	Margin (dB)	Remark
1	5149.000	51.09	-0.08	51.01	54.00	-2.99	AVG
2	5150.000	51.06	-0.08	50.98	54.00	-3.02	AVG
3	5350.000	46.86	0.30	47.16	54.00	-6.84	AVG
4	5367.900	47.32	0.33	47.65	54.00	-6.35	AVG

Note:1.Result (dBuV/m) = Correct Factor (dB/m) + Reading(dBuV).

2.Correction factor (dB/m) = Antenna Factor (dB/m) + Cable loss (dB) – Pre-Amplifier gain (dB).

3.When the peak results are less than average limit, so not need to evaluate the average.

Standard:	FCC Part 15.407	Test Distance:	3 m
Test item:	Band edge		
Frequency:	5270 MHz		
Mode:	802.11ax HE40		
Ant.Polar.:	Horizontal		



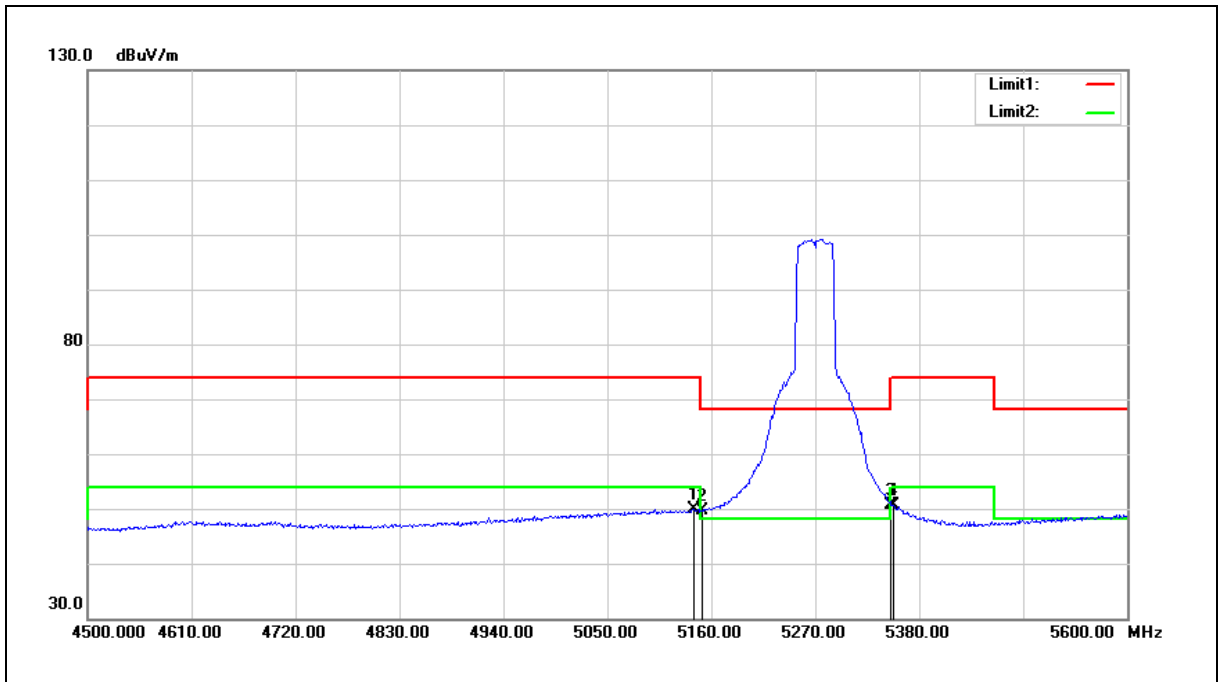
No.	Frequency (MHz)	Reading (dBuV)	Correct Factor (dB/m)	Result (dBuV/m)	Limit (dBuV/m)	Margin (dB)	Remark
1	5140.200	50.82	-0.10	50.72	54.00	-3.28	AVG
2	5150.000	50.70	-0.08	50.62	54.00	-3.38	AVG
3	5350.000	52.57	0.30	52.87	54.00	-1.13	AVG
4	5351.400	52.31	0.30	52.61	54.00	-1.39	AVG

Note: 1. Result (dBuV/m) = Correct Factor (dB/m) + Reading (dBuV).

2. Correction factor (dB/m) = Antenna Factor (dB/m) + Cable loss (dB) – Pre-Amplifier gain (dB).

3. When the peak results are less than average limit, so not need to evaluate the average.

Standard:	FCC Part 15.407	Test Distance:	3 m
Test item:	Band edge		
Frequency:	5270 MHz		
Mode:	802.11ax HE40		
Ant.Polar.:	Vertical		



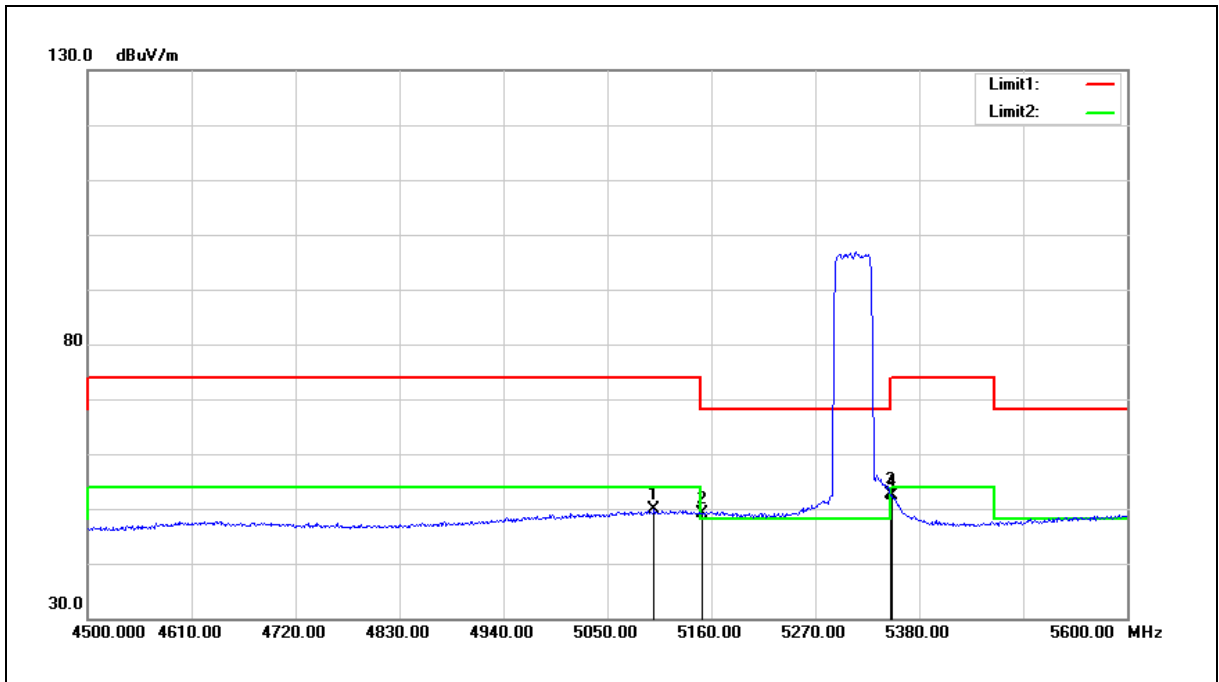
No.	Frequency (MHz)	Reading (dBuV)	Correct Factor (dB/m)	Result (dBuV/m)	Limit (dBuV/m)	Margin (dB)	Remark
1	5141.300	50.05	-0.10	49.95	54.00	-4.05	AVG
2	5150.000	49.68	-0.08	49.60	54.00	-4.40	AVG
3	5350.000	50.26	0.30	50.56	54.00	-3.44	AVG
4	5352.500	50.29	0.30	50.59	54.00	-3.41	AVG

Note:1.Result (dBuV/m) = Correct Factor (dB/m) + Reading(dBuV).

2.Correction factor (dB/m) = Antenna Factor (dB/m) + Cable loss (dB) – Pre-Amplifier gain (dB).

3.When the peak results are less than average limit, so not need to evaluate the average.

Standard:	FCC Part 15.407	Test Distance:	3 m
Test item:	Band edge		
Frequency:	5310 MHz		
Mode:	802.11ax HE40		
Ant.Polar.:	Horizontal		



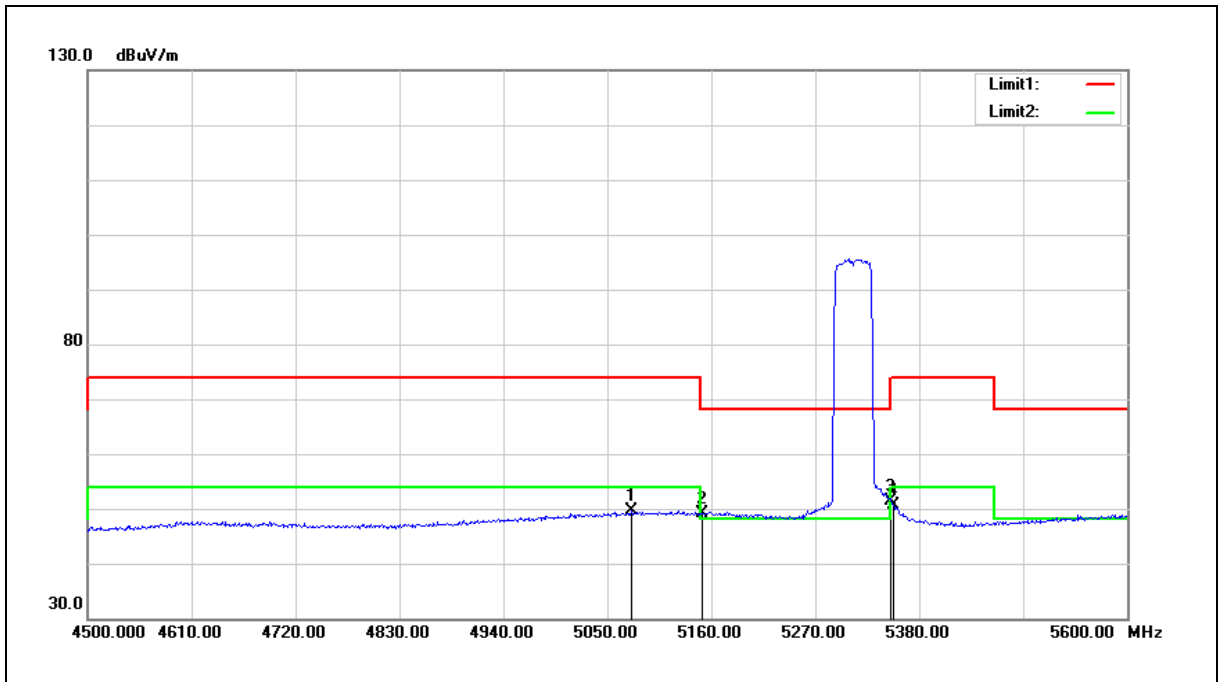
No.	Frequency (MHz)	Reading (dBuV)	Correct Factor (dB/m)	Result (dBuV/m)	Limit (dBuV/m)	Margin (dB)	Remark
1	5099.500	49.98	-0.18	49.80	54.00	-4.20	AVG
2	5150.000	49.33	-0.08	49.25	54.00	-4.75	AVG
3	5350.000	52.21	0.30	52.51	54.00	-1.49	AVG
4	5351.400	51.98	0.30	52.28	54.00	-1.72	AVG

Note:1.Result (dBuV/m) = Correct Factor (dB/m) + Reading(dBuV).

2.Correction factor (dB/m) = Antenna Factor (dB/m) + Cable loss (dB) – Pre-Amplifier gain (dB).

3.When the peak results are less than average limit, so not need to evaluate the average.

Standard:	FCC Part 15.407	Test Distance:	3 m
Test item:	Band edge		
Frequency:	5310 MHz		
Mode:	802.11ax HE40		
Ant.Polar.:	Vertical		



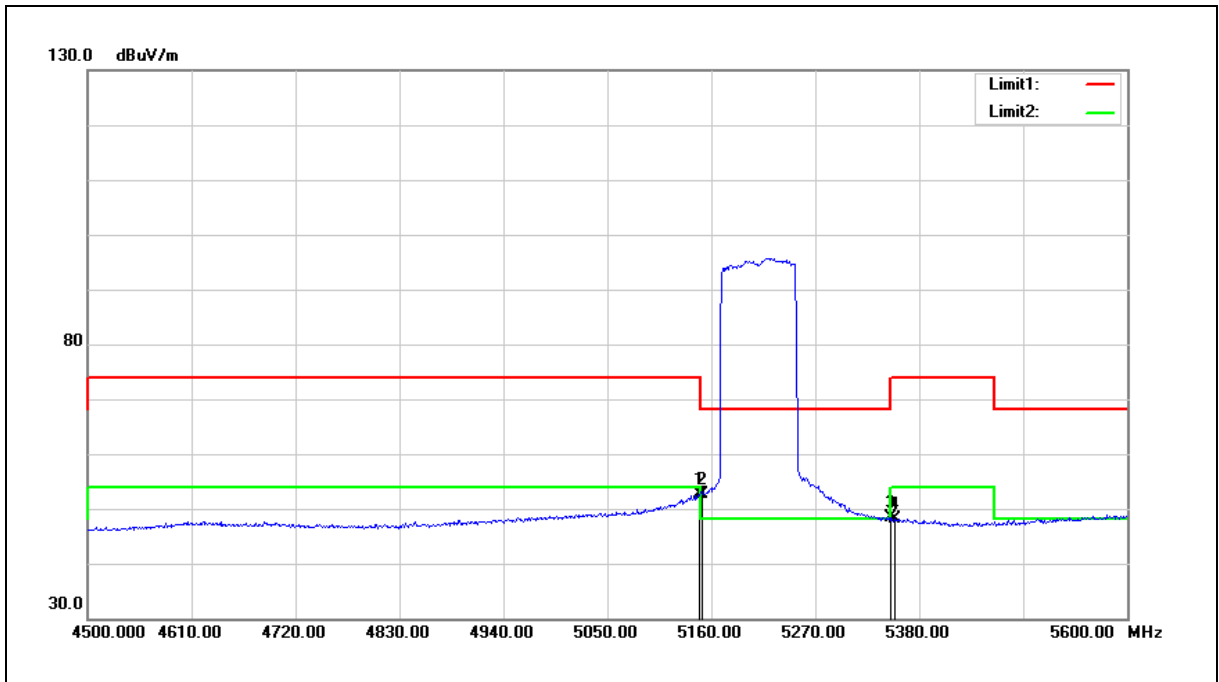
No.	Frequency (MHz)	Reading (dBuV)	Correct Factor (dB/m)	Result (dBuV/m)	Limit (dBuV/m)	Margin (dB)	Remark
1	5075.300	49.87	-0.22	49.65	54.00	-4.35	AVG
2	5150.000	49.10	-0.08	49.02	54.00	-4.98	AVG
3	5350.000	51.02	0.30	51.32	54.00	-2.68	AVG
4	5352.500	50.33	0.30	50.63	54.00	-3.37	AVG

Note:1.Result (dBuV/m) = Correct Factor (dB/m) + Reading(dBuV).

2.Correction factor (dB/m) = Antenna Factor (dB/m) + Cable loss (dB) – Pre-Amplifier gain (dB).

3.When the peak results are less than average limit, so not need to evaluate the average.

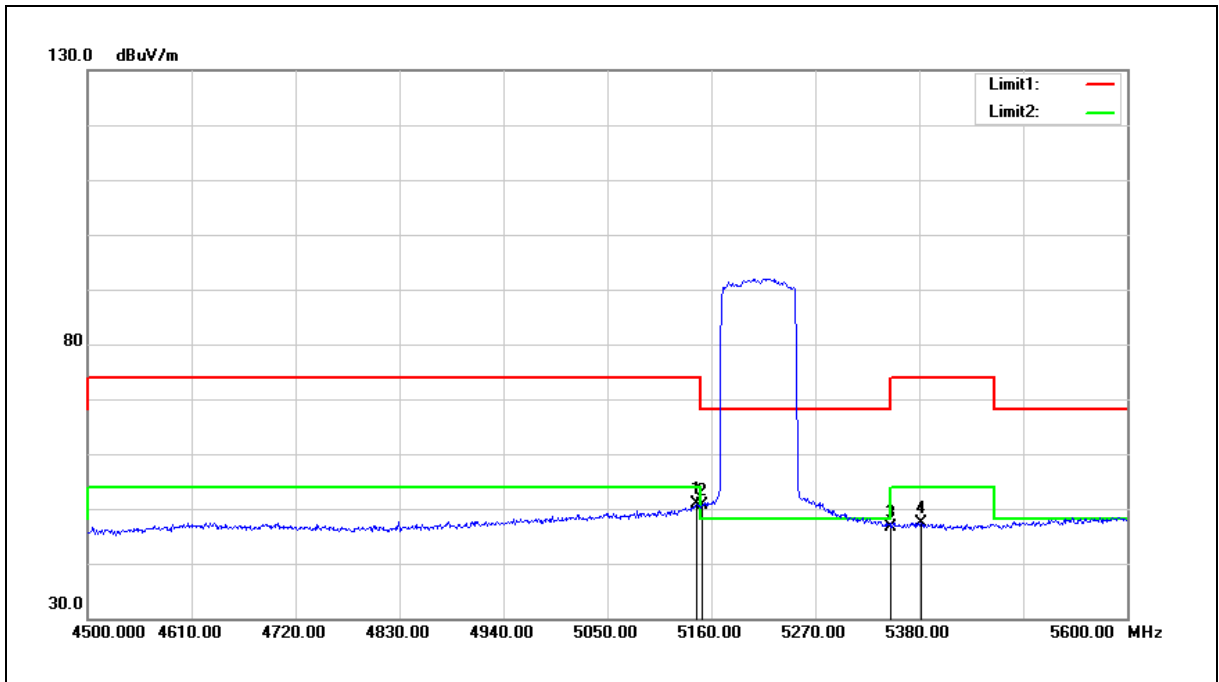
Standard:	FCC Part 15.407	Test Distance:	3 m
Test item:	Band edge		
Frequency:	5210 MHz		
Mode:	802.11ax HE80		
Ant.Polar.:	Horizontal		



No.	Frequency (MHz)	Reading (dBuV)	Correct Factor (dB/m)	Result (dBuV/m)	Limit (dBuV/m)	Margin (dB)	Remark
1	5146.800	52.59	-0.08	52.51	54.00	-1.49	AVG
2	5150.000	52.60	-0.08	52.52	54.00	-1.48	AVG
3	5350.000	48.01	0.30	48.31	54.00	-5.69	AVG
4	5354.700	47.89	0.30	48.19	54.00	-5.81	AVG

- Note: 1.Result (dBuV/m) = Correct Factor (dB/m) + Reading(dBuV).
 2.Correction factor (dB/m) = Antenna Factor (dB/m) + Cable loss (dB) – Pre-Amplifier gain (dB).
 3.When the peak results are less than average limit, so not need to evaluate the average.

Standard:	FCC Part 15.407	Test Distance:	3 m
Test item:	Band edge		
Frequency:	5210 MHz		
Mode:	802.11ax HE80		
Ant.Polar.:	Vertical		



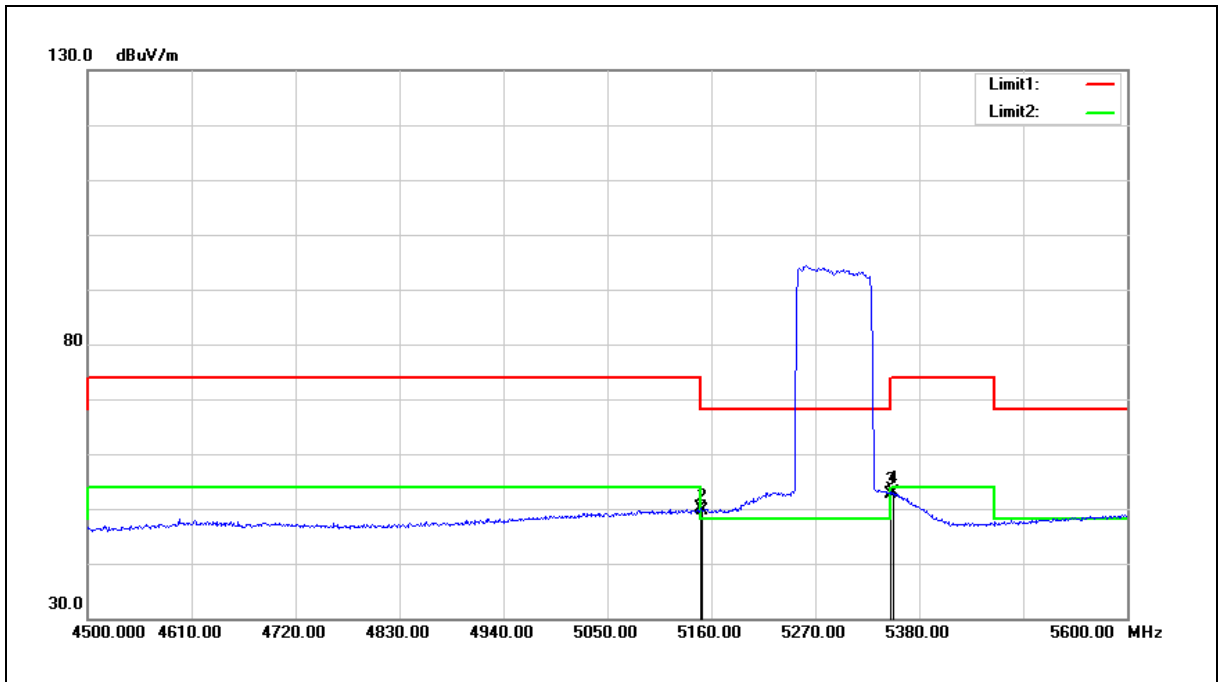
No.	Frequency (MHz)	Reading (dBuV)	Correct Factor (dB/m)	Result (dBuV/m)	Limit (dBuV/m)	Margin (dB)	Remark
1	5144.600	50.86	-0.08	50.78	54.00	-3.22	AVG
2	5150.000	50.74	-0.08	50.66	54.00	-3.34	AVG
3	5350.000	46.40	0.30	46.70	54.00	-7.30	AVG
4	5382.200	47.12	0.36	47.48	54.00	-6.52	AVG

Note:1.Result (dBuV/m) = Correct Factor (dB/m) + Reading(dBuV).

2.Correction factor (dB/m) = Antenna Factor (dB/m) + Cable loss (dB) – Pre-Amplifier gain (dB).

3.When the peak results are less than average limit, so not need to evaluate the average.

Standard:	FCC Part 15.407	Test Distance:	3 m
Test item:	Band edge		
Frequency:	5290 MHz		
Mode:	802.11ax HE80		
Ant.Polar.:	Horizontal		



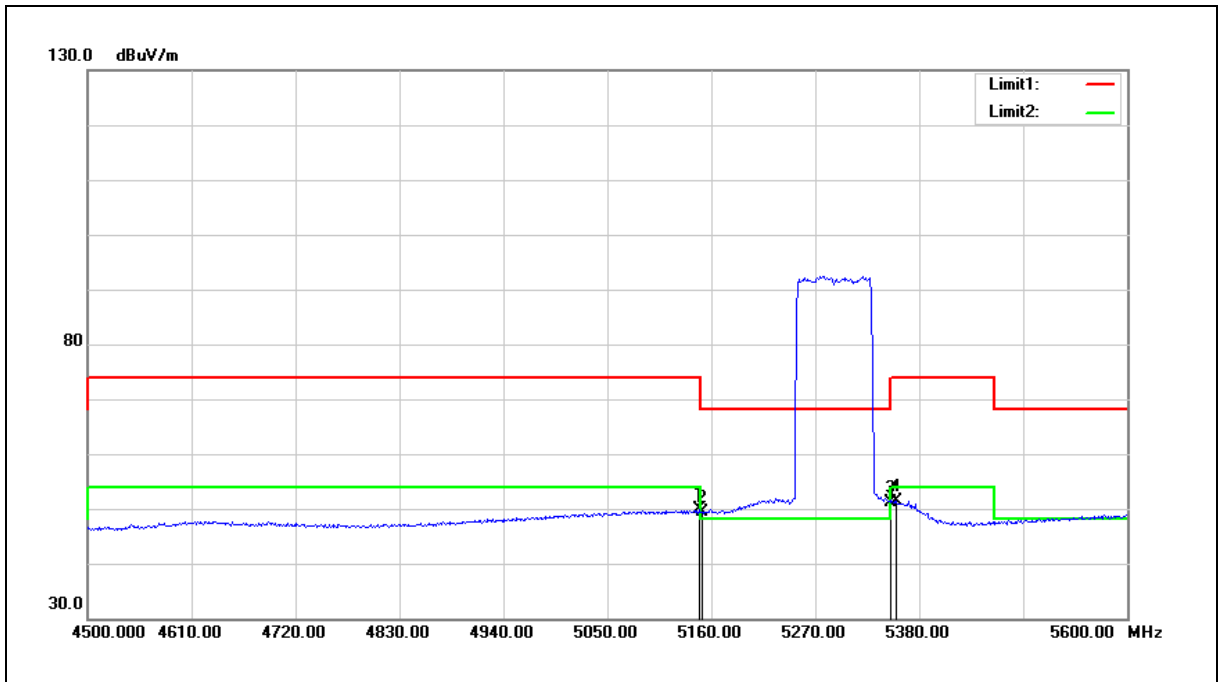
No.	Frequency (MHz)	Reading (dBuV)	Correct Factor (dB/m)	Result (dBuV/m)	Limit (dBuV/m)	Margin (dB)	Remark
1	5149.000	50.10	-0.08	50.02	54.00	-3.98	AVG
2	5150.000	49.68	-0.08	49.60	54.00	-4.40	AVG
3	5350.000	52.22	0.30	52.52	54.00	-1.48	AVG
4	5352.500	52.63	0.30	52.93	54.00	-1.07	AVG

Note:1.Result (dBuV/m) = Correct Factor (dB/m) + Reading(dBuV).

2.Correction factor (dB/m) = Antenna Factor (dB/m) + Cable loss (dB) – Pre-Amplifier gain (dB).

3.When the peak results are less than average limit, so not need to evaluate the average.

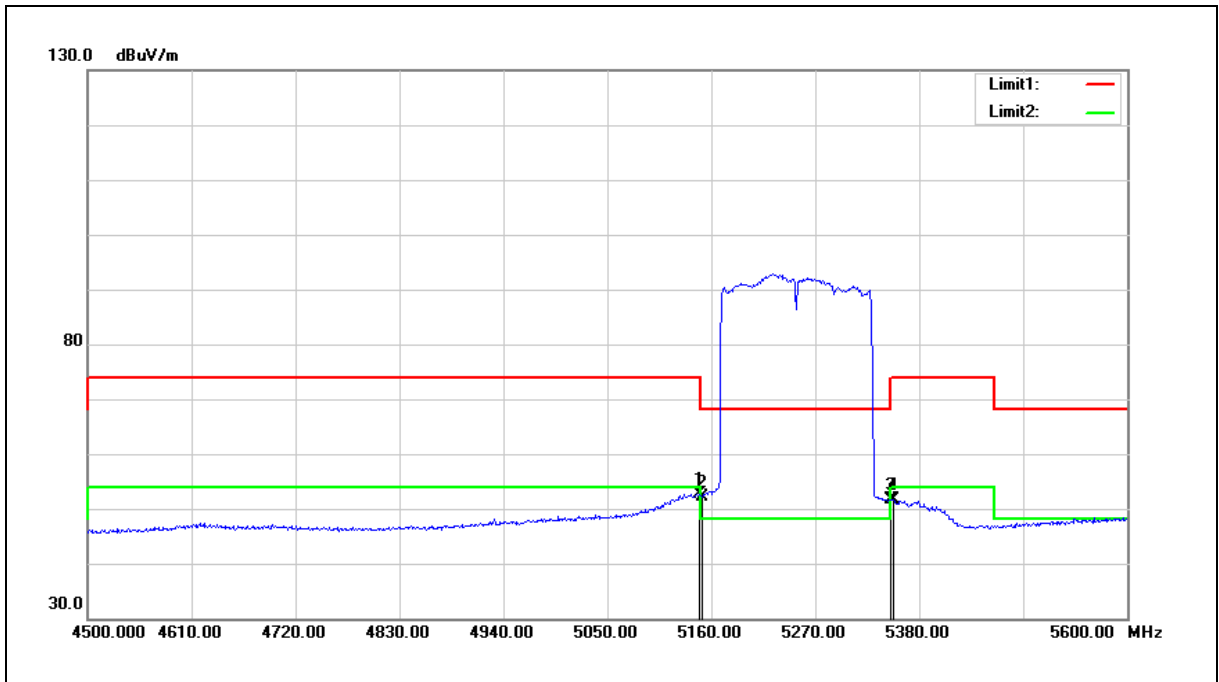
Standard:	FCC Part 15.407	Test Distance:	3 m
Test item:	Band edge		
Frequency:	5290 MHz		
Mode:	802.11ax HE80		
Ant.Polar.:	Vertical		



No.	Frequency (MHz)	Reading (dBuV)	Correct Factor (dB/m)	Result (dBuV/m)	Limit (dBuV/m)	Margin (dB)	Remark
1	5146.800	49.86	-0.08	49.78	54.00	-4.22	AVG
2	5150.000	49.53	-0.08	49.45	54.00	-4.55	AVG
3	5350.000	50.92	0.30	51.22	54.00	-2.78	AVG
4	5355.800	51.16	0.30	51.46	54.00	-2.54	AVG

- Note: 1.Result (dBuV/m) = Correct Factor (dB/m) + Reading(dBuV).
 2.Correction factor (dB/m) = Antenna Factor (dB/m) + Cable loss (dB) – Pre-Amplifier gain (dB).
 3.When the peak results are less than average limit, so not need to evaluate the average.

Standard:	FCC Part 15.407	Test Distance:	3 m
Test item:	Band edge		
Frequency:	5250 MHz		
Mode:	802.11ax HE160		
Ant.Polar.:	Horizontal		



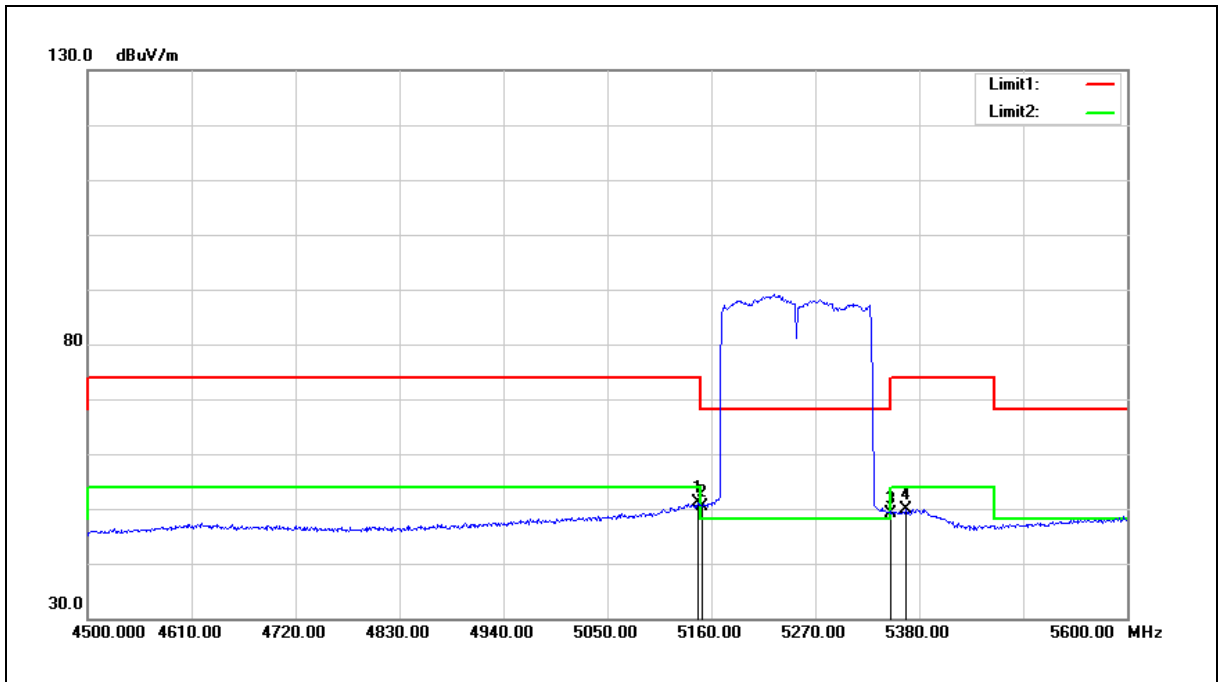
No.	Frequency (MHz)	Reading (dBuV)	Correct Factor (dB/m)	Result (dBuV/m)	Limit (dBuV/m)	Margin (dB)	Remark
1	5147.900	52.67	-0.08	52.59	54.00	-1.41	AVG
2	5150.000	52.12	-0.08	52.04	54.00	-1.96	AVG
3	5350.000	51.31	0.30	51.61	54.00	-2.39	AVG
4	5352.500	51.36	0.30	51.66	54.00	-2.34	AVG

Note:1.Result (dBuV/m) = Correct Factor (dB/m) + Reading(dBuV).

2.Correction factor (dB/m) = Antenna Factor (dB/m) + Cable loss (dB) – Pre-Amplifier gain (dB).

3.When the peak results are less than average limit, so not need to evaluate the average.

Standard:	FCC Part 15.407	Test Distance:	3 m
Test item:	Band edge		
Frequency:	5250 MHz		
Mode:	802.11ax HE160		
Ant.Polar.:	Vertical		



No.	Frequency (MHz)	Reading (dBuV)	Correct Factor (dB/m)	Result (dBuV/m)	Limit (dBuV/m)	Margin (dB)	Remark
1	5145.700	51.30	-0.08	51.22	54.00	-2.78	AVG
2	5150.000	50.54	-0.08	50.46	54.00	-3.54	AVG
3	5350.000	48.93	0.30	49.23	54.00	-4.77	AVG
4	5365.700	49.66	0.32	49.98	54.00	-4.02	AVG

Note:1.Result (dBuV/m) = Correct Factor (dB/m) + Reading(dBuV).

2.Correction factor (dB/m) = Antenna Factor (dB/m) + Cable loss (dB) – Pre-Amplifier gain (dB).

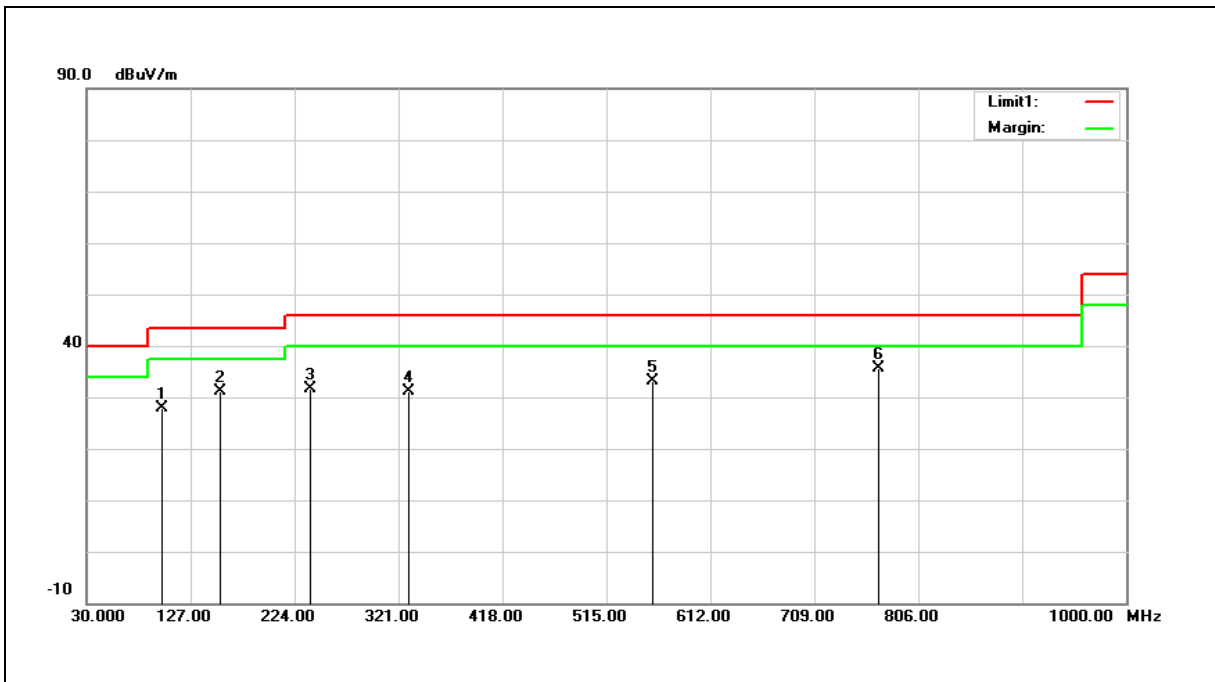
3.When the peak results are less than average limit, so not need to evaluate the average.

Low Band B1 & B2A 2X2

Harmonic

Below 1 GHz

Standard:	FCC Part 15.407	Test Distance:	3 m
Test item:	Radiated Emission		
Frequency:	5260 MHz		
Mode:	802.11a		
Ant.Polar.:	Horizontal		



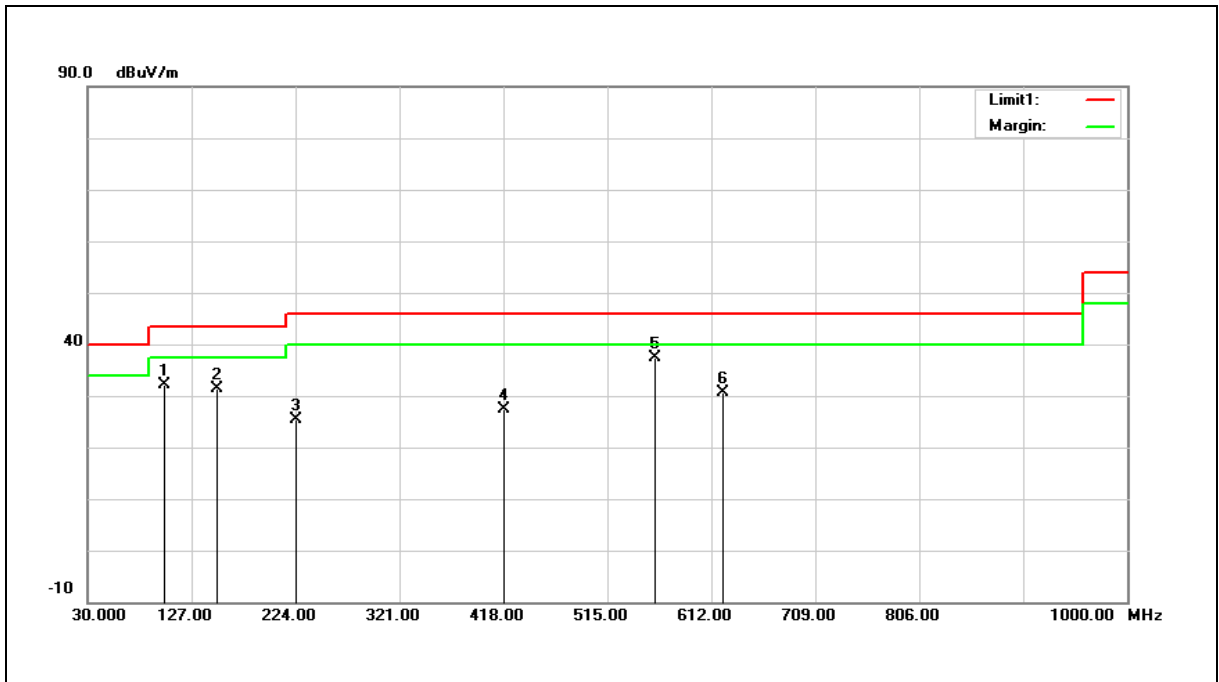
No.	Frequency (MHz)	Reading (dBuV)	Correct Factor (dB/m)	Result (dBuV/m)	Limit (dBuV/m)	Margin (dB)	Remark
1	100.8100	39.50	-11.61	27.89	43.50	-15.61	QP
2	155.1300	37.55	-6.46	31.09	43.50	-12.41	QP
3	238.5500	39.19	-7.54	31.65	46.00	-14.35	QP
4	330.7000	36.47	-5.31	31.16	46.00	-14.84	QP
5	558.6500	33.41	-0.37	33.04	46.00	-12.96	QP
6	769.1400	31.77	3.76	35.53	46.00	-10.47	QP

Note: 1.Result (dBuV/m) = Correct Factor (dB/m) + Reading(dBuV).

2.Correction factor (dB/m) = Antenna Factor (dB/m) + Cable loss (dB) – Pre-Amplifier gain (dB).

3.When the peak results are less than average limit, so not need to evaluate the average.

Standard:	FCC Part 15.407	Test Distance:	3 m
Test item:	Radiated Emission		
Frequency:	5260 MHz		
Mode:	802.11a		
Ant.Polar.:	Vertical		



No.	Frequency (MHz)	Reading (dBuV)	Correct Factor (dB/m)	Result (dBuV/m)	Limit (dBuV/m)	Margin (dB)	Remark
1	101.7800	43.60	-11.48	32.12	43.50	-11.38	QP
2	151.2500	38.03	-6.55	31.48	43.50	-12.02	QP
3	224.0000	33.89	-8.39	25.50	46.00	-20.50	QP
4	418.0000	30.38	-3.08	27.30	46.00	-18.70	QP
5	559.6200	37.73	-0.35	37.38	46.00	-8.62	QP
6	622.6700	29.28	1.23	30.51	46.00	-15.49	QP

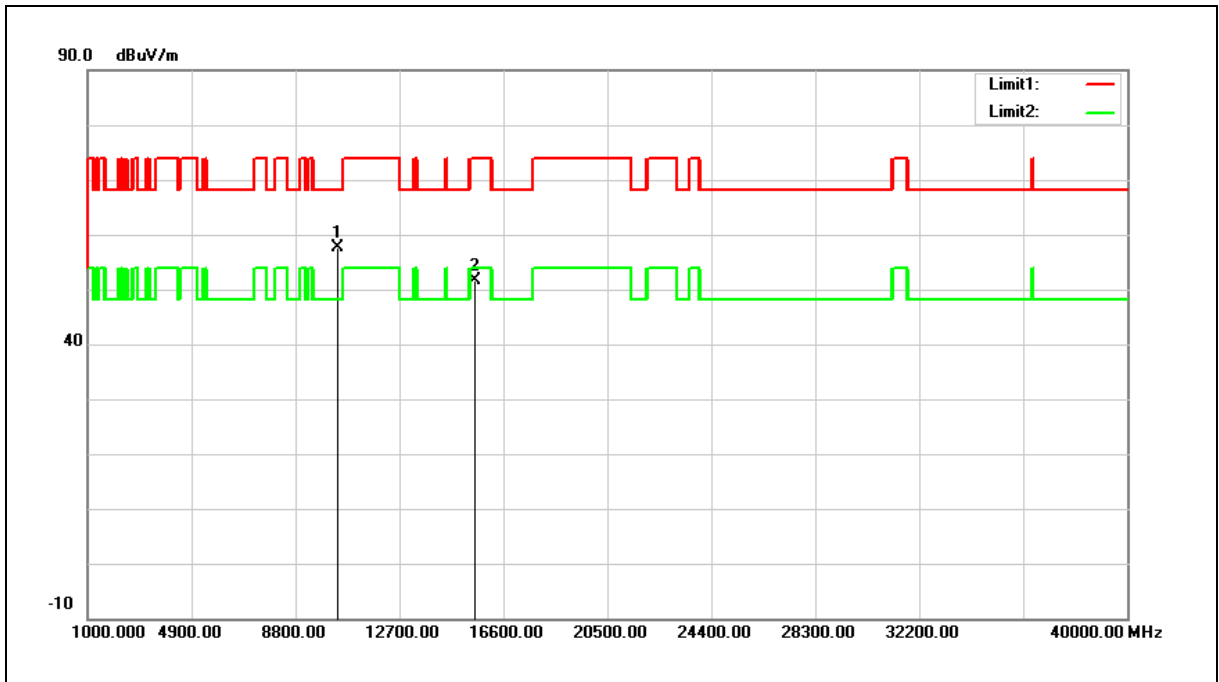
Note:1.Result (dBuV/m) = Correct Factor (dB/m) + Reading(dBuV).

2.Correction factor (dB/m) = Antenna Factor (dB/m) + Cable loss (dB) – Pre-Amplifier gain (dB).

3.When the peak results are less than average limit, so not need to evaluate the average.

Above 1 GHz

Standard:	FCC Part 15.407	Test Distance:	3 m
Test item:	Harmonic		
Frequency:	5180 MHz		
Mode:	802.11a		
Ant.Polar.:	Horizontal		



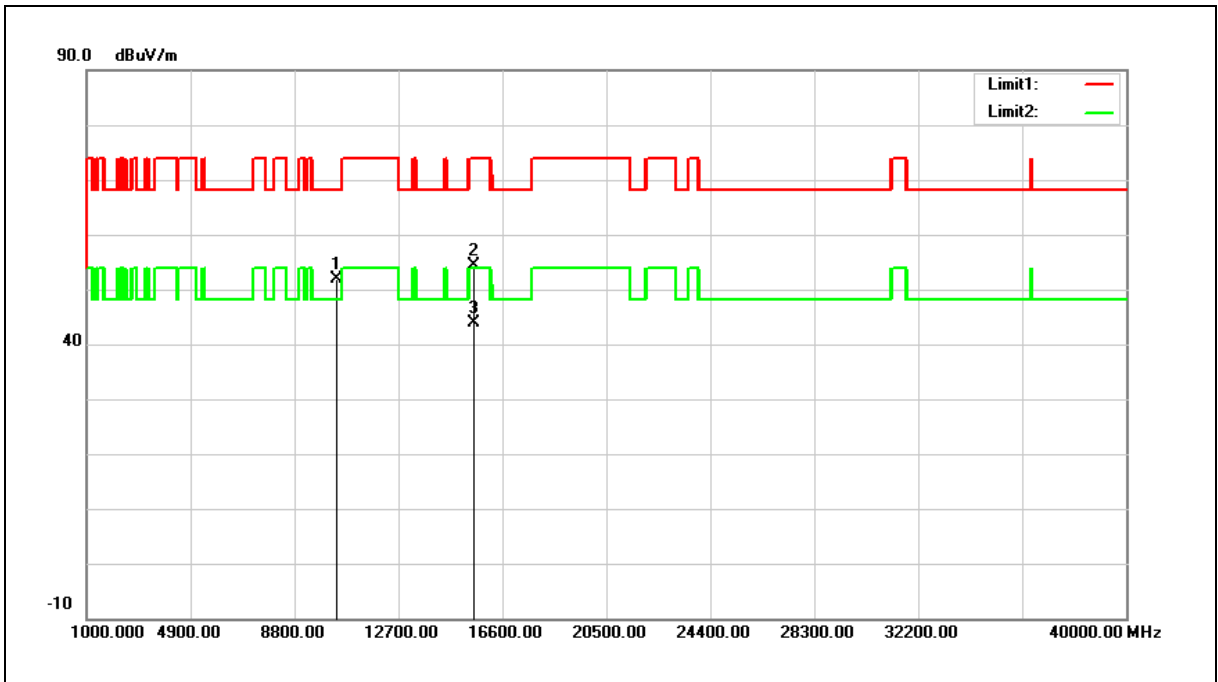
No.	Frequency (MHz)	Reading (dBuV)	Correct Factor (dB/m)	Result (dBuV/m)	Limit (dBuV/m)	Margin (dB)	Remark
1	10360.000	43.24	14.29	57.53	68.20	-10.67	peak
2	15540.000	34.67	16.86	51.53	74.00	-22.47	peak

Note:1.Result (dBuV/m) = Correct Factor (dB/m) + Reading(dBuV).

2.Correction factor (dB/m) = Antenna Factor (dB/m) + Cable loss (dB) – Pre-Amplifier gain (dB).

3.When the peak results are less than average limit, so not need to evaluate the average.

Standard:	FCC Part 15.407	Test Distance:	3 m
Test item:	Harmonic		
Frequency:	5180 MHz		
Mode:	802.11a		
Ant.Polar.:	Vertical		



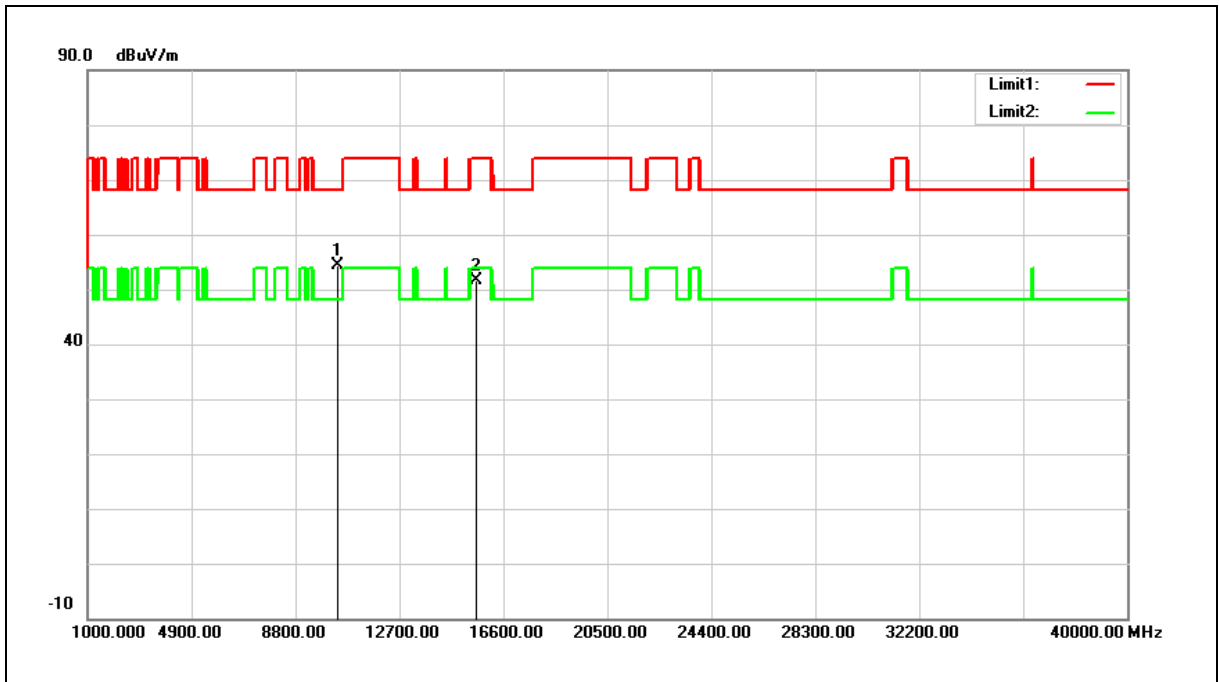
No.	Frequency (MHz)	Reading (dBuV)	Correct Factor (dB/m)	Result (dBuV/m)	Limit (dBuV/m)	Margin (dB)	Remark
1	10360.000	37.68	14.29	51.97	68.20	-16.23	peak
2	15540.000	37.49	16.86	54.35	74.00	-19.65	peak
3	15540.000	27.09	16.86	43.95	54.00	-10.05	AVG

Note:1.Result (dBuV/m) = Correct Factor (dB/m) + Reading(dBuV).

2.Correction factor (dB/m) = Antenna Factor (dB/m) + Cable loss (dB) – Pre-Amplifier gain (dB).

3.When the peak results are less than average limit, so not need to evaluate the average.

Standard:	FCC Part 15.407	Test Distance:	3 m
Test item:	Harmonic		
Frequency:	5200 MHz		
Mode:	802.11a		
Ant.Polar.:	Horizontal		



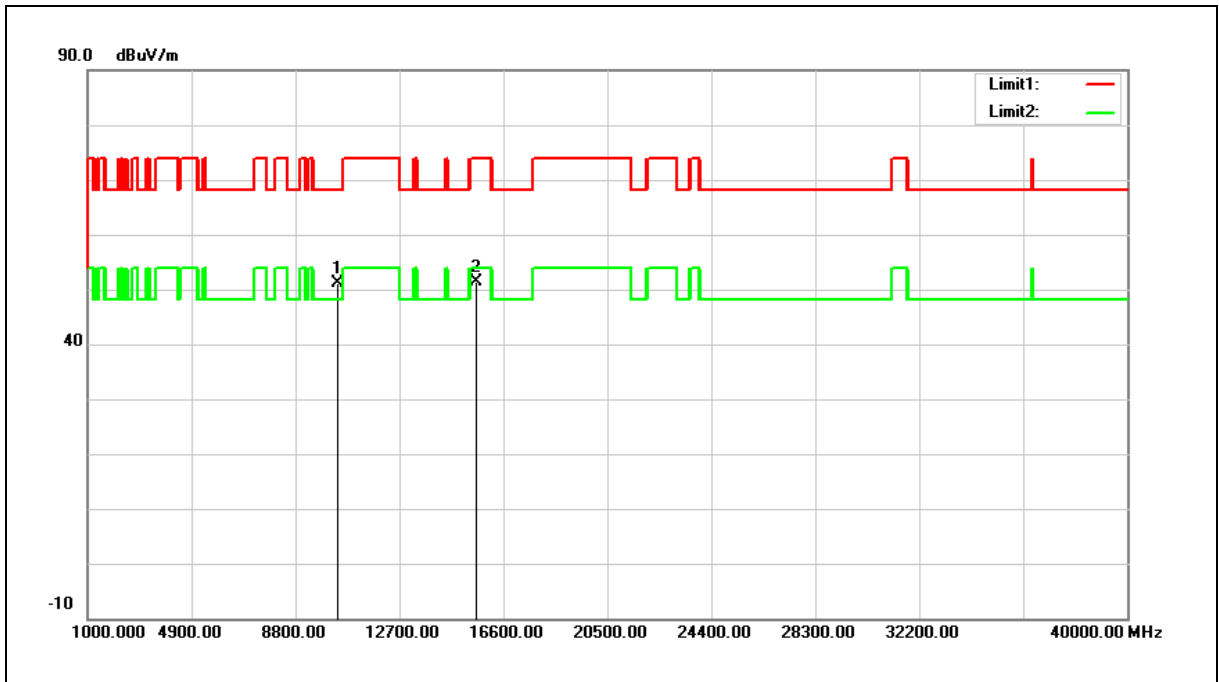
No.	Frequency (MHz)	Reading (dBuV)	Correct Factor (dB/m)	Result (dBuV/m)	Limit (dBuV/m)	Margin (dB)	Remark
1	10400.000	39.97	14.38	54.35	68.20	-13.85	peak
2	15600.000	35.07	16.65	51.72	74.00	-22.28	peak

Note:1.Result (dBuV/m) = Correct Factor (dB/m) + Reading(dBuV).

2.Correction factor (dB/m) = Antenna Factor (dB/m) + Cable loss (dB) – Pre-Amplifier gain (dB).

3.When the peak results are less than average limit, so not need to evaluate the average.

Standard:	FCC Part 15.407	Test Distance:	3 m
Test item:	Harmonic		
Frequency:	5200 MHz		
Mode:	802.11a		
Ant.Polar.:	Vertical		



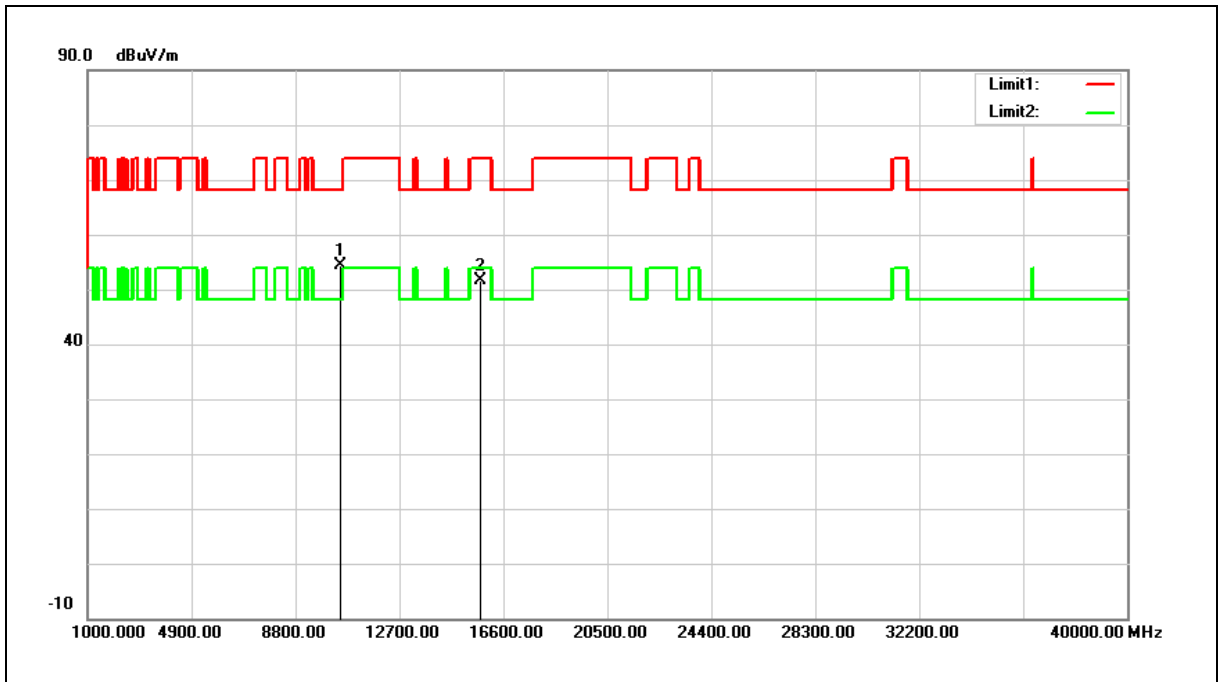
No.	Frequency (MHz)	Reading (dBuV)	Correct Factor (dB/m)	Result (dBuV/m)	Limit (dBuV/m)	Margin (dB)	Remark
1	10400.000	36.66	14.38	51.04	68.20	-17.16	peak
2	15600.000	34.63	16.65	51.28	74.00	-22.72	peak

Note:1.Result (dBuV/m) = Correct Factor (dB/m) + Reading(dBuV).

2.Correction factor (dB/m) = Antenna Factor (dB/m) + Cable loss (dB) – Pre-Amplifier gain (dB).

3.When the peak results are less than average limit, so not need to evaluate the average.

Standard:	FCC Part 15.407	Test Distance:	3 m
Test item:	Harmonic		
Frequency:	5240 MHz		
Mode:	802.11a		
Ant.Polar.:	Horizontal		



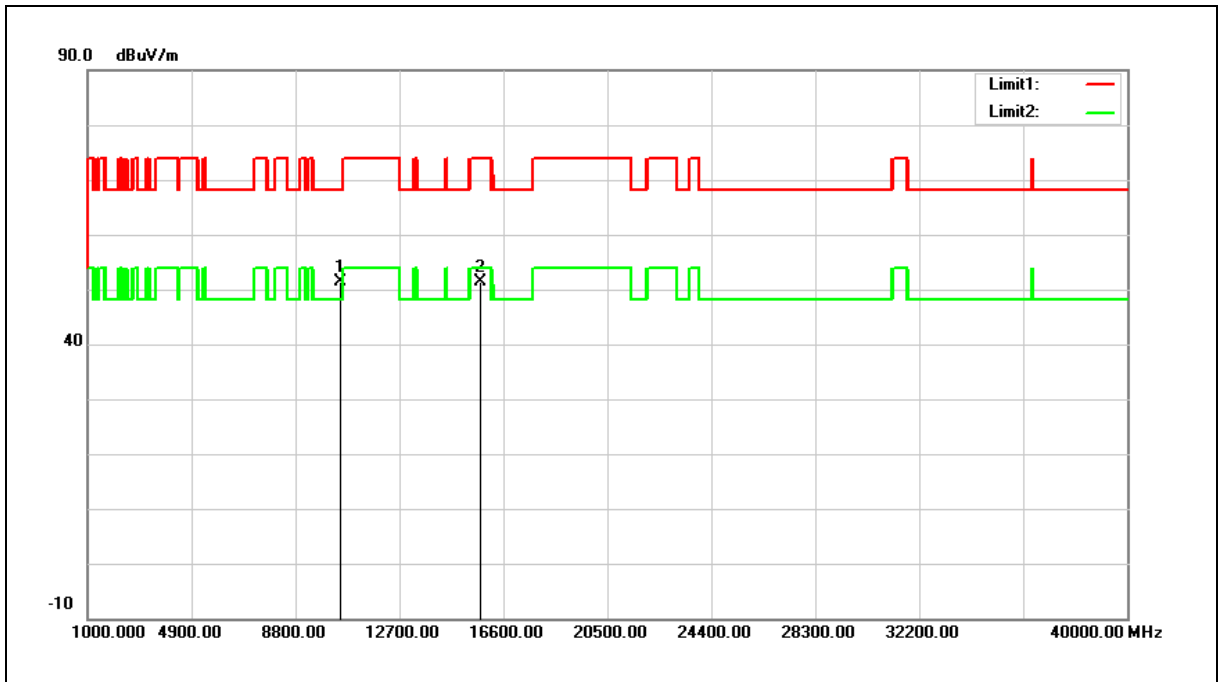
No.	Frequency (MHz)	Reading (dBuV)	Correct Factor (dB/m)	Result (dBuV/m)	Limit (dBuV/m)	Margin (dB)	Remark
1	10480.000	39.81	14.55	54.36	68.20	-13.84	peak
2	15720.000	35.46	16.24	51.70	74.00	-22.30	peak

Note:1.Result (dBuV/m) = Correct Factor (dB/m) + Reading(dBuV).

2.Correction factor (dB/m) = Antenna Factor (dB/m) + Cable loss (dB) – Pre-Amplifier gain (dB).

3.When the peak results are less than average limit, so not need to evaluate the average.

Standard:	FCC Part 15.407	Test Distance:	3 m
Test item:	Harmonic		
Frequency:	5240 MHz		
Mode:	802.11a		
Ant.Polar.:	Vertical		



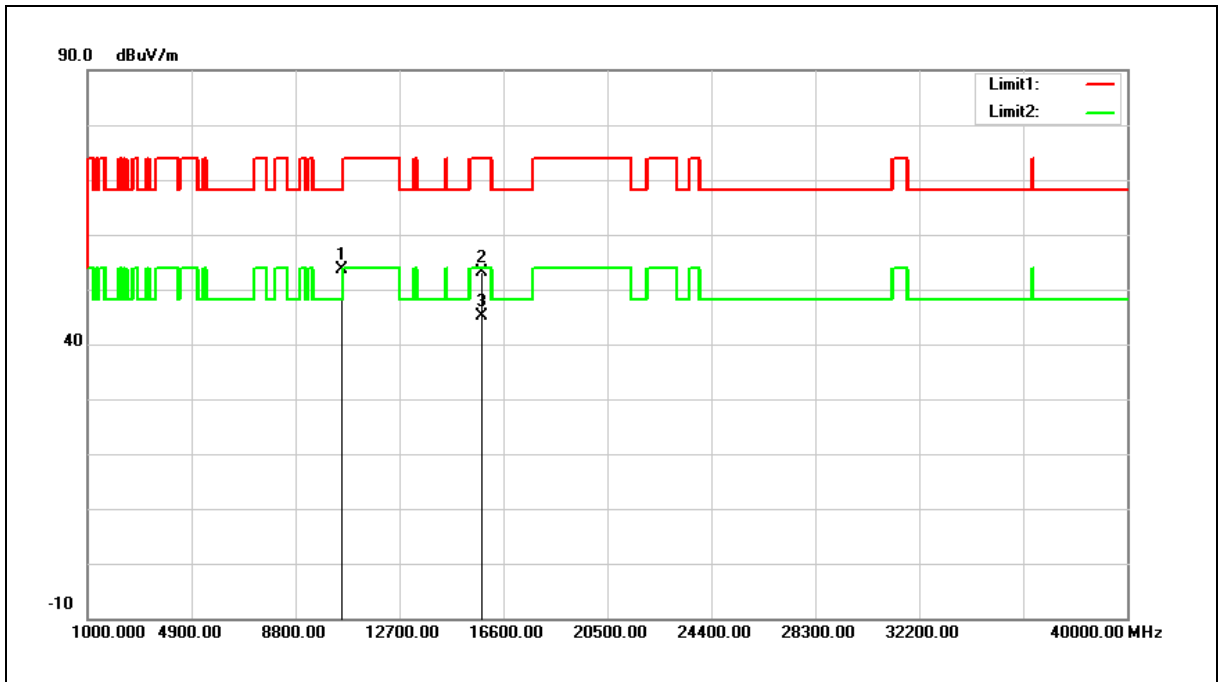
No.	Frequency (MHz)	Reading (dBuV)	Correct Factor (dB/m)	Result (dBuV/m)	Limit (dBuV/m)	Margin (dB)	Remark
1	10480.000	36.87	14.55	51.42	68.20	-16.78	peak
2	15720.000	35.25	16.24	51.49	74.00	-22.51	peak

Note:1.Result (dBuV/m) = Correct Factor (dB/m) + Reading(dBuV).

2.Correction factor (dB/m) = Antenna Factor (dB/m) + Cable loss (dB) – Pre-Amplifier gain (dB).

3.When the peak results are less than average limit, so not need to evaluate the average.

Standard:	FCC Part 15.407	Test Distance:	3 m
Test item:	Harmonic		
Frequency:	5260 MHz		
Mode:	802.11a		
Ant.Polar.:	Horizontal		



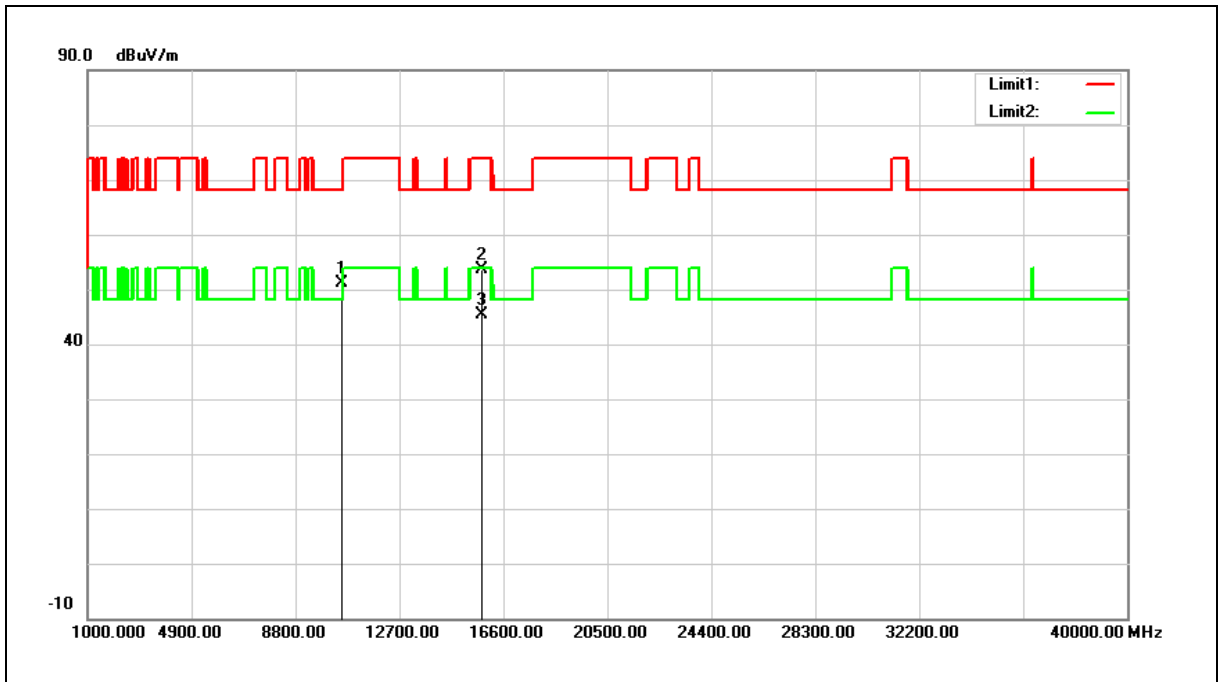
No.	Frequency (MHz)	Reading (dBuV)	Correct Factor (dB/m)	Result (dBuV/m)	Limit (dBuV/m)	Margin (dB)	Remark
1	10520.000	39.04	14.59	53.63	68.20	-14.57	peak
2	15780.000	37.13	16.06	53.19	74.00	-20.81	peak
3	15780.000	29.16	16.06	45.22	54.00	-8.78	AVG

Note: 1. Result (dBuV/m) = Correct Factor (dB/m) + Reading (dBuV).

2. Correction factor (dB/m) = Antenna Factor (dB/m) + Cable loss (dB) – Pre-Amplifier gain (dB).

3. When the peak results are less than average limit, so not need to evaluate the average.

Standard:	FCC Part 15.407	Test Distance:	3 m
Test item:	Harmonic		
Frequency:	5260 MHz		
Mode:	802.11a		
Ant.Polar.:	Vertical		



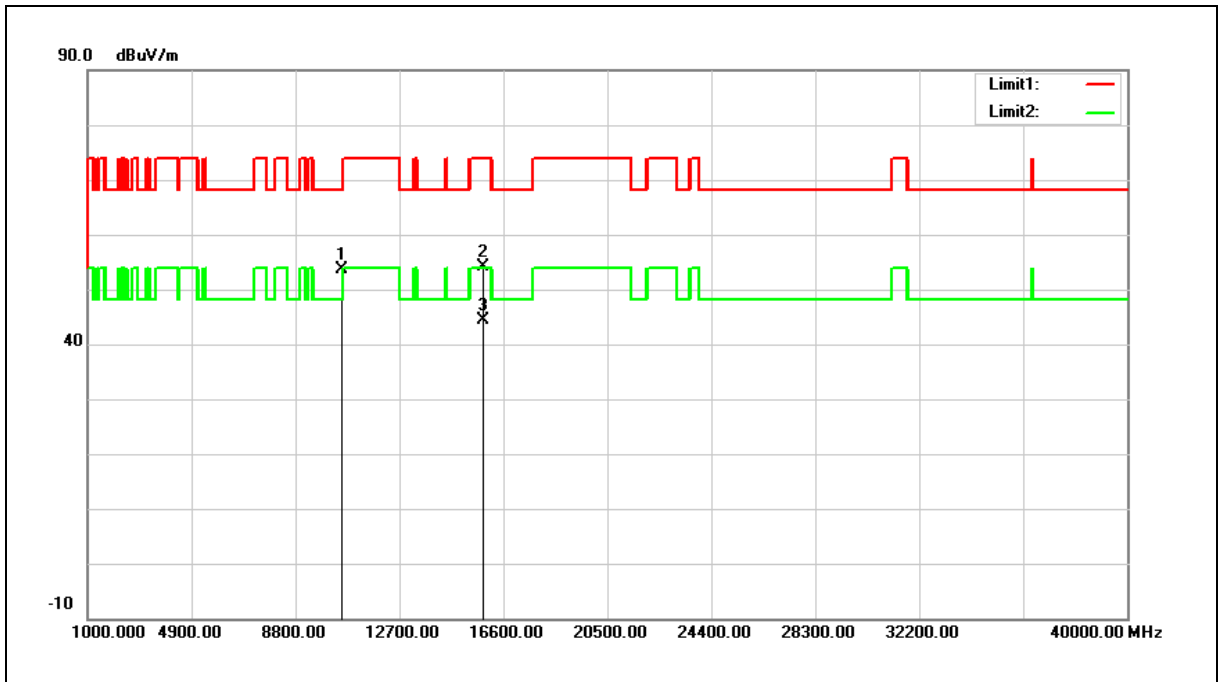
No.	Frequency (MHz)	Reading (dBuV)	Correct Factor (dB/m)	Result (dBuV/m)	Limit (dBuV/m)	Margin (dB)	Remark
1	10520.000	36.52	14.59	51.11	68.20	-17.09	peak
2	15780.000	37.53	16.06	53.59	74.00	-20.41	peak
3	15780.000	29.44	16.06	45.50	54.00	-8.50	AVG

Note:1.Result (dBuV/m) = Correct Factor (dB/m) + Reading(dBuV).

2.Correction factor (dB/m) = Antenna Factor (dB/m) + Cable loss (dB) – Pre-Amplifier gain (dB).

3.When the peak results are less than average limit, so not need to evaluate the average.

Standard:	FCC Part 15.407	Test Distance:	3 m
Test item:	Harmonic		
Frequency:	5280 MHz		
Mode:	802.11a		
Ant.Polar.:	Horizontal		



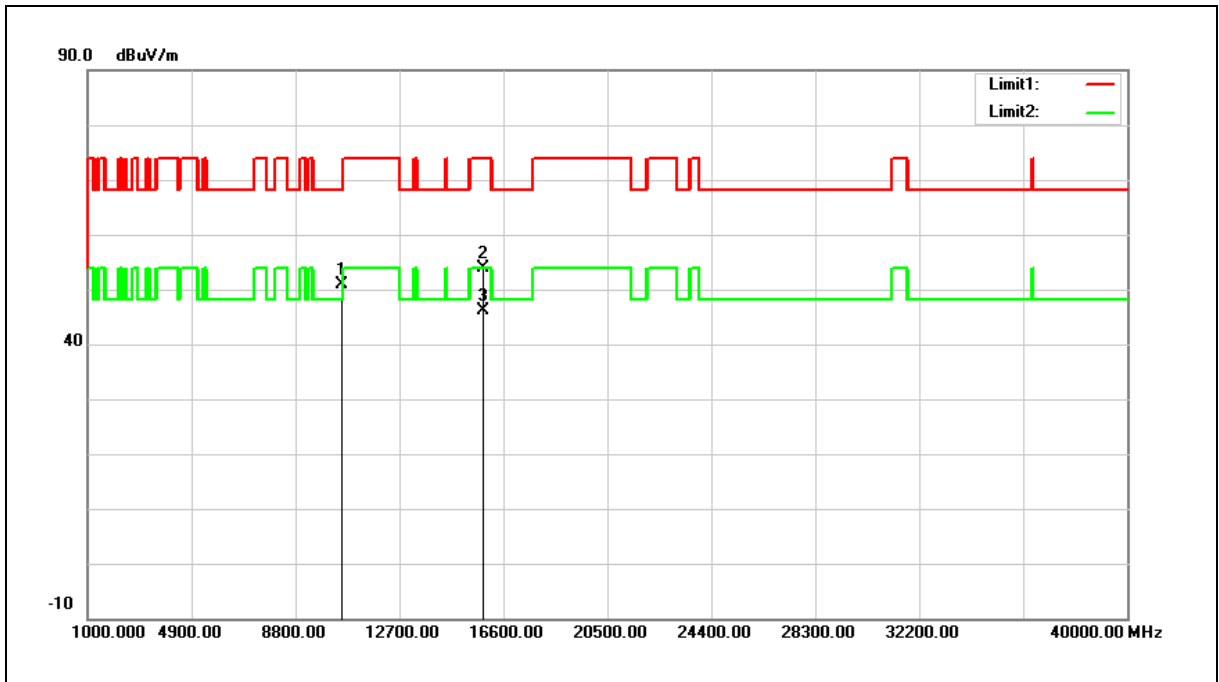
No.	Frequency (MHz)	Reading (dBuV)	Correct Factor (dB/m)	Result (dBuV/m)	Limit (dBuV/m)	Margin (dB)	Remark
1	10560.000	39.06	14.58	53.64	68.20	-14.56	peak
2	15840.000	38.35	15.85	54.20	74.00	-19.80	peak
3	15840.000	28.57	15.85	44.42	54.00	-9.58	AVG

Note:1.Result (dBuV/m) = Correct Factor (dB/m) + Reading(dBuV).

2.Correction factor (dB/m) = Antenna Factor (dB/m) + Cable loss (dB) – Pre-Amplifier gain (dB).

3.When the peak results are less than average limit, so not need to evaluate the average.

Standard:	FCC Part 15.407	Test Distance:	3 m
Test item:	Harmonic		
Frequency:	5280 MHz		
Mode:	802.11a		
Ant.Polar.:	Vertical		



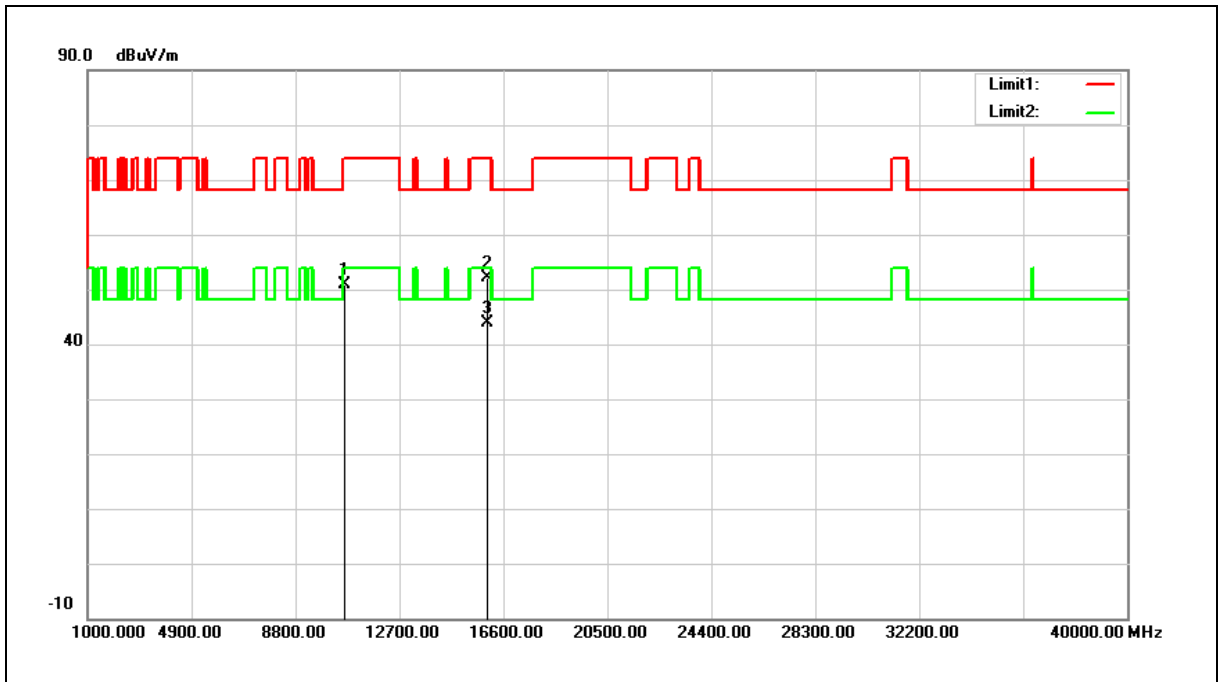
No.	Frequency (MHz)	Reading (dBuV)	Correct Factor (dB/m)	Result (dBuV/m)	Limit (dBuV/m)	Margin (dB)	Remark
1	10560.000	36.35	14.58	50.93	68.20	-17.27	peak
2	15840.000	37.97	15.85	53.82	74.00	-20.18	peak
3	15840.000	30.34	15.85	46.19	54.00	-7.81	AVG

Note:1.Result (dBuV/m) = Correct Factor (dB/m) + Reading(dBuV).

2.Correction factor (dB/m) = Antenna Factor (dB/m) + Cable loss (dB) – Pre-Amplifier gain (dB).

3.When the peak results are less than average limit, so not need to evaluate the average.

Standard:	FCC Part 15.407	Test Distance:	3 m
Test item:	Harmonic		
Frequency:	5320 MHz		
Mode:	802.11a		
Ant.Polar.:	Horizontal		



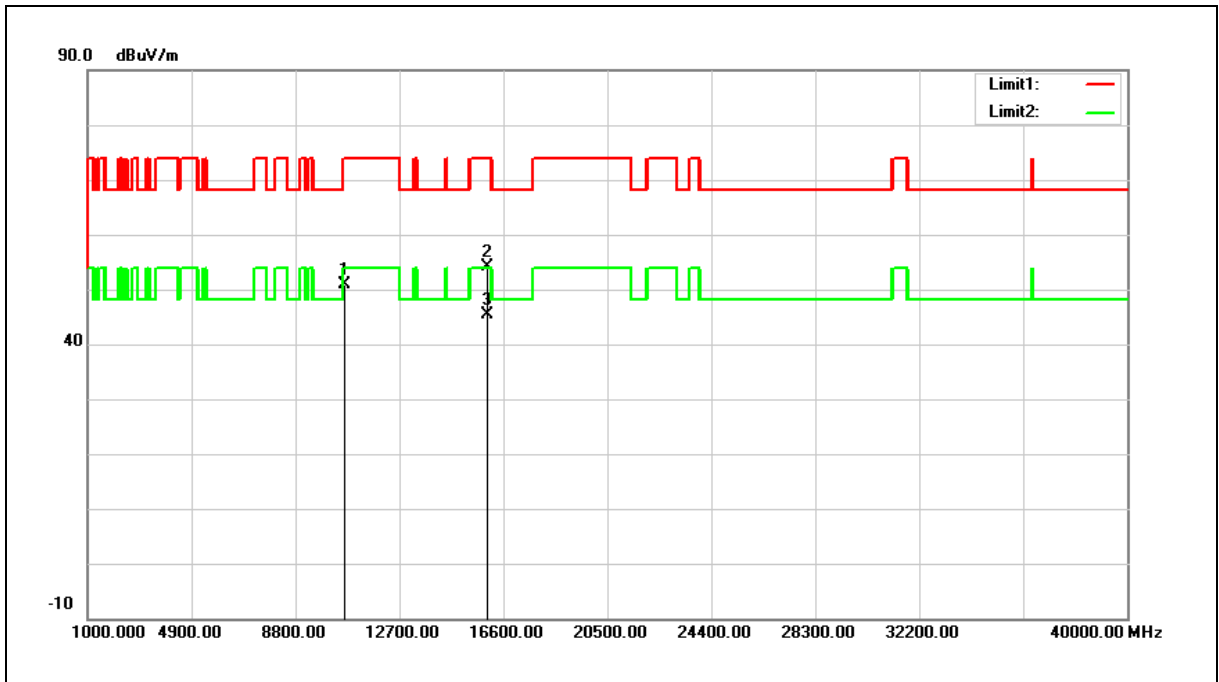
No.	Frequency (MHz)	Reading (dBuV)	Correct Factor (dB/m)	Result (dBuV/m)	Limit (dBuV/m)	Margin (dB)	Remark
1	10640.000	36.39	14.56	50.95	74.00	-23.05	peak
2	15960.000	36.57	15.44	52.01	74.00	-21.99	peak
3	15960.000	28.56	15.44	44.00	54.00	-10.00	AVG

Note:1.Result (dBuV/m) = Correct Factor (dB/m) + Reading(dBuV).

2.Correction factor (dB/m) = Antenna Factor (dB/m) + Cable loss (dB) – Pre-Amplifier gain (dB).

3.When the peak results are less than average limit, so not need to evaluate the average.

Standard:	FCC Part 15.407	Test Distance:	3 m
Test item:	Harmonic		
Frequency:	5320 MHz		
Mode:	802.11a		
Ant.Polar.:	Vertical		



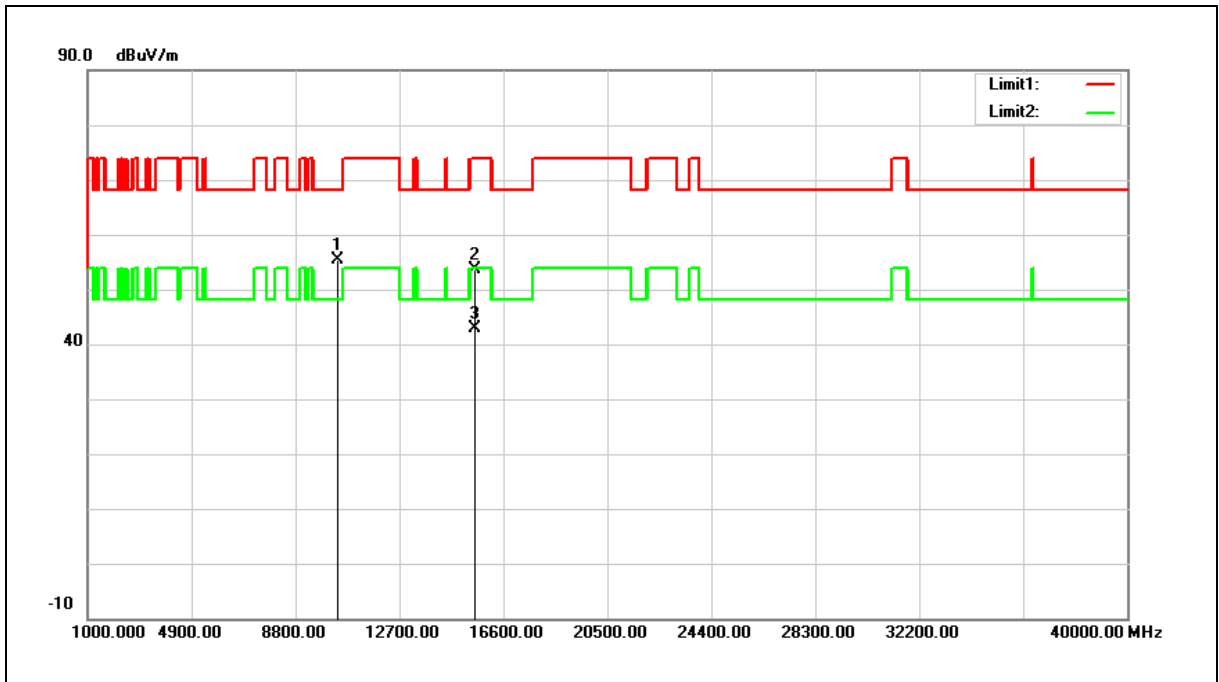
No.	Frequency (MHz)	Reading (dBuV)	Correct Factor (dB/m)	Result (dBuV/m)	Limit (dBuV/m)	Margin (dB)	Remark
1	10640.000	36.40	14.56	50.96	74.00	-23.04	peak
2	15960.000	38.66	15.44	54.10	74.00	-19.90	peak
3	15960.000	29.87	15.44	45.31	54.00	-8.69	AVG

Note:1.Result (dBuV/m) = Correct Factor (dB/m) + Reading(dBuV).

2.Correction factor (dB/m) = Antenna Factor (dB/m) + Cable loss (dB) – Pre-Amplifier gain (dB).

3.When the peak results are less than average limit, so not need to evaluate the average.

Standard:	FCC Part 15.407	Test Distance:	3 m
Test item:	Harmonic		
Frequency:	5180 MHz		
Mode:	802.11ax HE20		
Ant.Polar.:	Horizontal		



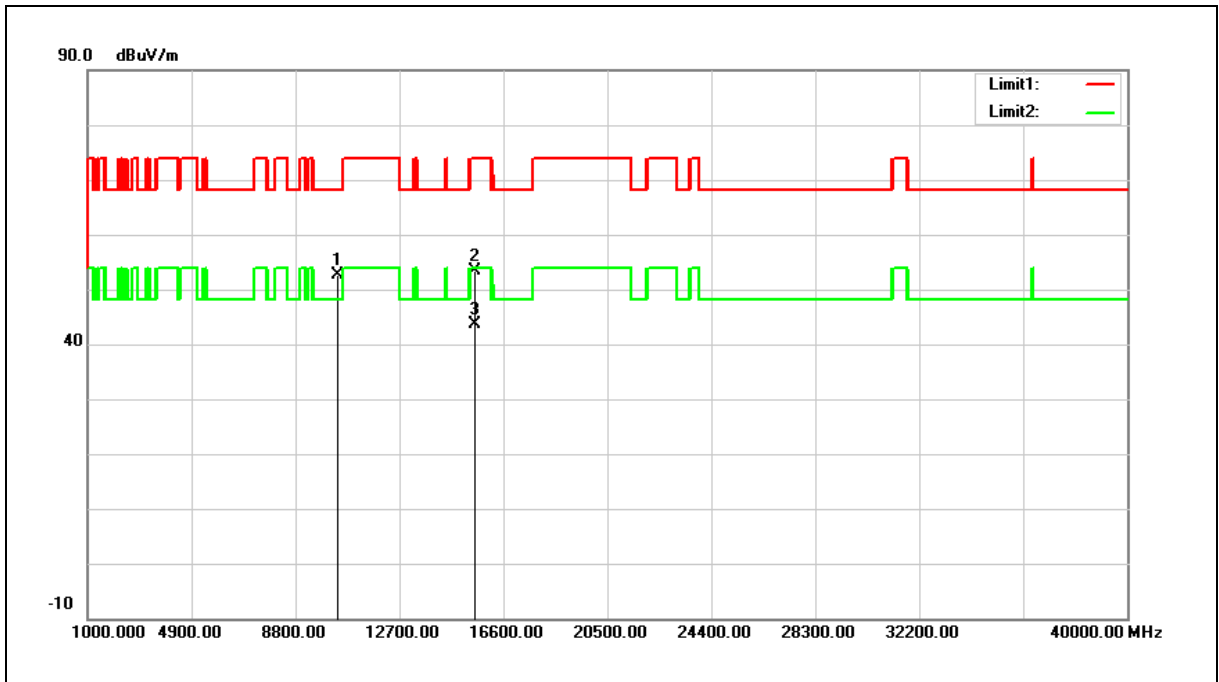
No.	Frequency (MHz)	Reading (dBuV)	Correct Factor (dB/m)	Result (dBuV/m)	Limit (dBuV/m)	Margin (dB)	Remark
1	10360.000	41.07	14.29	55.36	68.20	-12.84	peak
2	15540.000	36.67	16.86	53.53	74.00	-20.47	peak
3	15540.000	25.93	16.86	42.79	54.00	-11.21	AVG

Note:1.Result (dBuV/m) = Correct Factor (dB/m) + Reading(dBuV).

2.Correction factor (dB/m) = Antenna Factor (dB/m) + Cable loss (dB) – Pre-Amplifier gain (dB).

3.When the peak results are less than average limit, so not need to evaluate the average.

Standard:	FCC Part 15.407	Test Distance:	3 m
Test item:	Harmonic		
Frequency:	5180 MHz		
Mode:	802.11ax HE20		
Ant.Polar.:	Vertical		



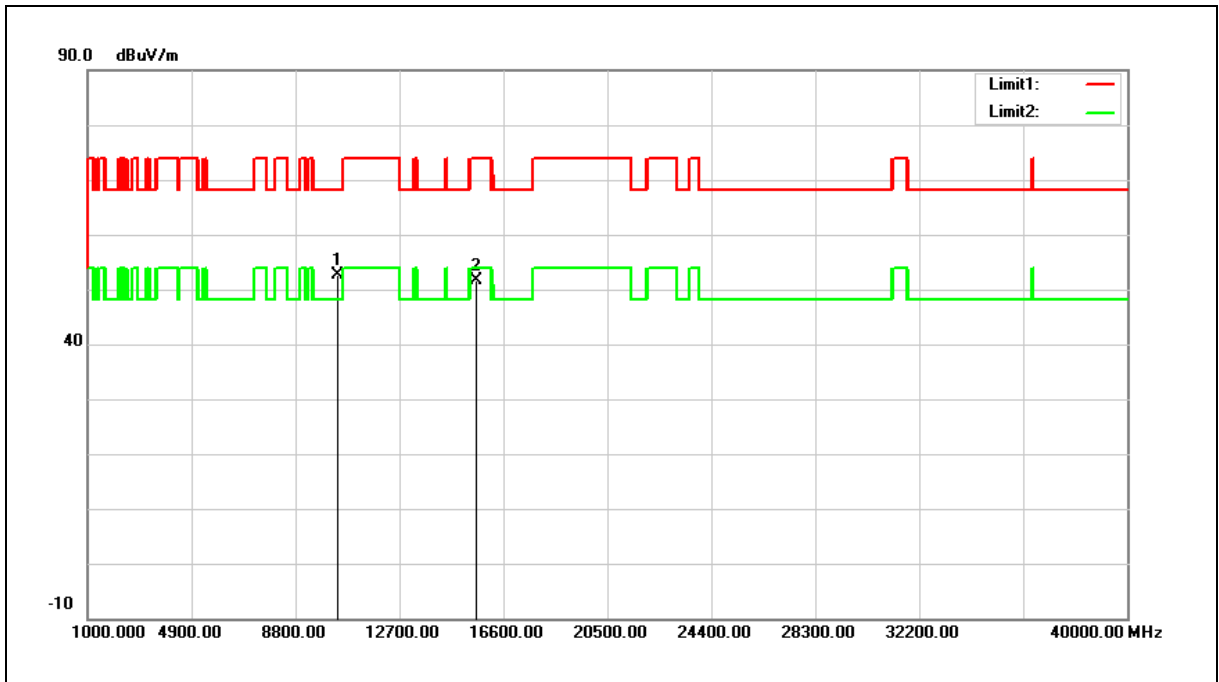
No.	Frequency (MHz)	Reading (dBuV)	Correct Factor (dB/m)	Result (dBuV/m)	Limit (dBuV/m)	Margin (dB)	Remark
1	10360.000	38.34	14.29	52.63	68.20	-15.57	peak
2	15540.000	36.41	16.86	53.27	74.00	-20.73	peak
3	15540.000	26.85	16.86	43.71	54.00	-10.29	AVG

Note:1.Result (dBuV/m) = Correct Factor (dB/m) + Reading(dBuV).

2.Correction factor (dB/m) = Antenna Factor (dB/m) + Cable loss (dB) – Pre-Amplifier gain (dB).

3.When the peak results are less than average limit, so not need to evaluate the average.

Standard:	FCC Part 15.407	Test Distance:	3 m
Test item:	Harmonic		
Frequency:	5200 MHz		
Mode:	802.11ax HE20		
Ant.Polar.:	Horizontal		



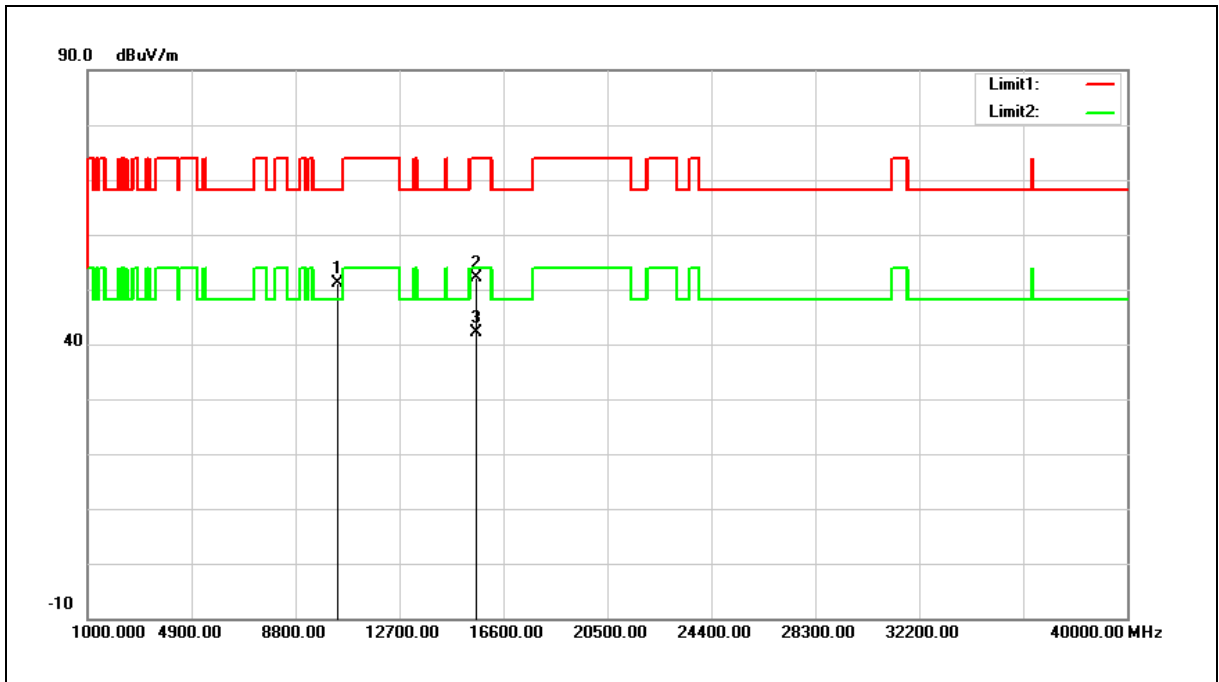
No.	Frequency (MHz)	Reading (dBuV)	Correct Factor (dB/m)	Result (dBuV/m)	Limit (dBuV/m)	Margin (dB)	Remark
1	10400.000	38.28	14.38	52.66	68.20	-15.54	peak
2	15600.000	34.96	16.65	51.61	74.00	-22.39	peak

Note:1.Result (dBuV/m) = Correct Factor (dB/m) + Reading(dBuV).

2.Correction factor (dB/m) = Antenna Factor (dB/m) + Cable loss (dB) – Pre-Amplifier gain (dB).

3.When the peak results are less than average limit, so not need to evaluate the average.

Standard:	FCC Part 15.407	Test Distance:	3 m
Test item:	Harmonic		
Frequency:	5200 MHz		
Mode:	802.11ax HE20		
Ant.Polar.:	Vertical		



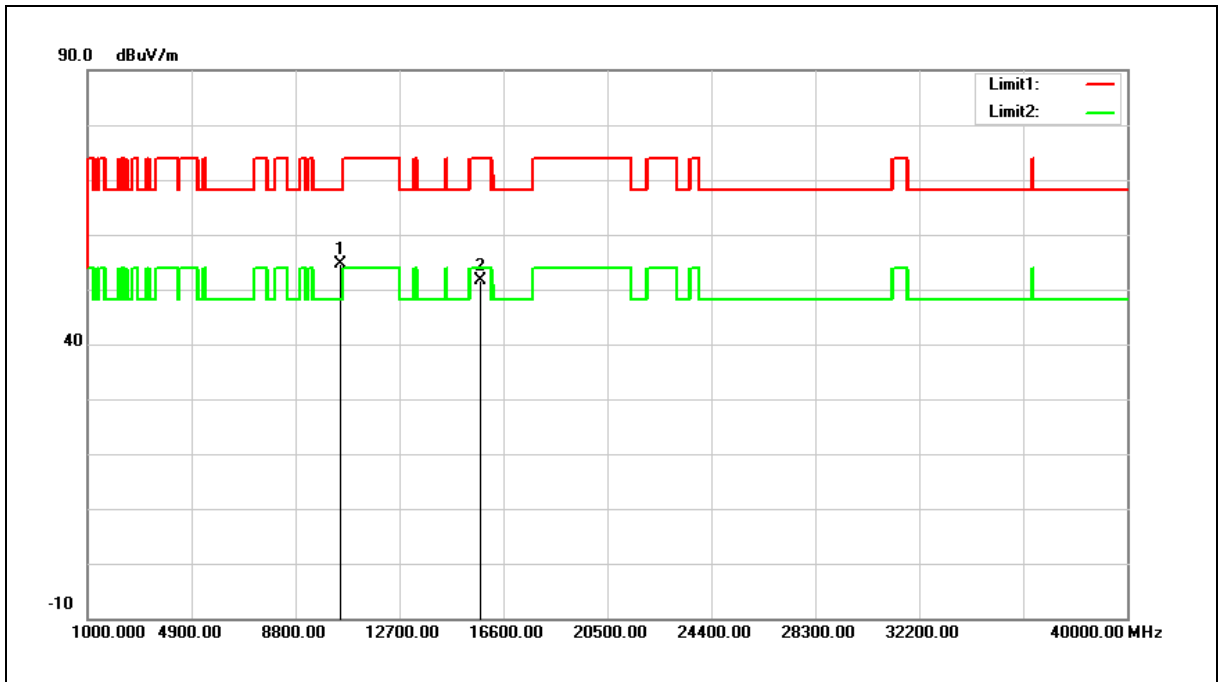
No.	Frequency (MHz)	Reading (dBuV)	Correct Factor (dB/m)	Result (dBuV/m)	Limit (dBuV/m)	Margin (dB)	Remark
1	10400.000	36.70	14.38	51.08	68.20	-17.12	peak
2	15600.000	35.41	16.65	52.06	74.00	-21.94	peak
3	15600.000	25.59	16.65	42.24	54.00	-11.76	AVG

Note:1.Result (dBuV/m) = Correct Factor (dB/m) + Reading(dBuV).

2.Correction factor (dB/m) = Antenna Factor (dB/m) + Cable loss (dB) – Pre-Amplifier gain (dB).

3.When the peak results are less than average limit, so not need to evaluate the average.

Standard:	FCC Part 15.407	Test Distance:	3 m
Test item:	Harmonic		
Frequency:	5240 MHz		
Mode:	802.11ax HE20		
Ant.Polar.:	Horizontal		



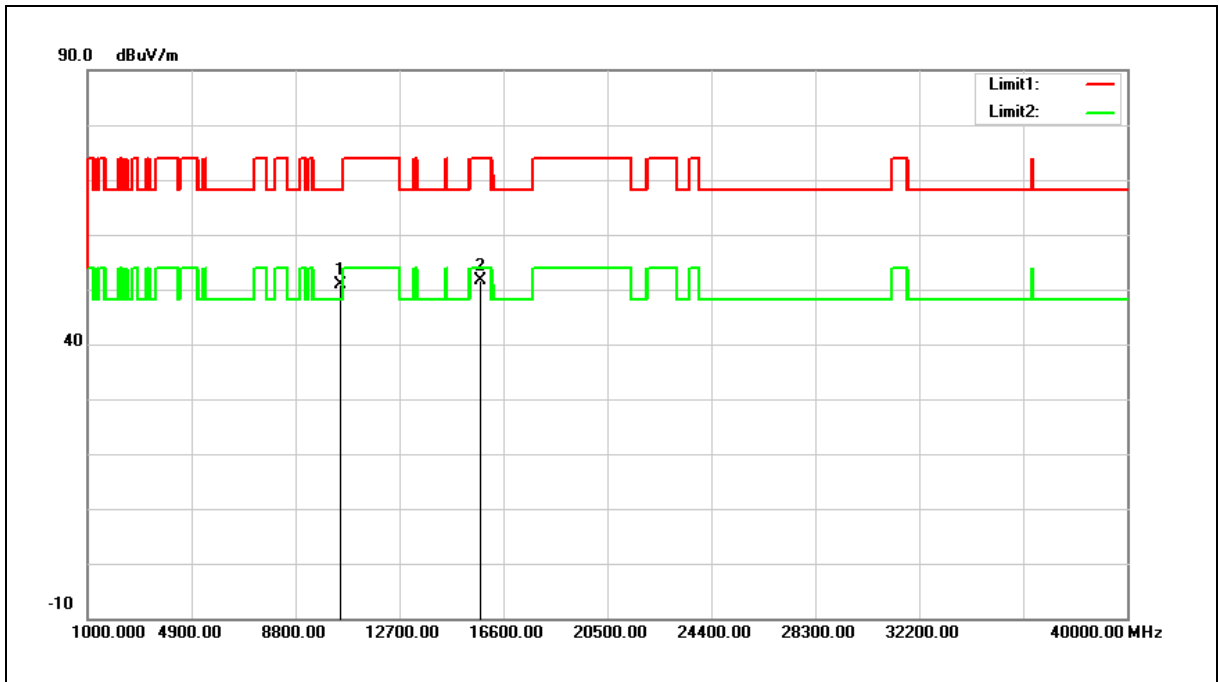
No.	Frequency (MHz)	Reading (dBuV)	Correct Factor (dB/m)	Result (dBuV/m)	Limit (dBuV/m)	Margin (dB)	Remark
1	10480.000	40.06	14.55	54.61	68.20	-13.59	peak
2	15720.000	35.31	16.24	51.55	74.00	-22.45	peak

Note:1.Result (dBuV/m) = Correct Factor (dB/m) + Reading(dBuV).

2.Correction factor (dB/m) = Antenna Factor (dB/m) + Cable loss (dB) – Pre-Amplifier gain (dB).

3.When the peak results are less than average limit, so not need to evaluate the average.

Standard:	FCC Part 15.407	Test Distance:	3 m
Test item:	Harmonic		
Frequency:	5240 MHz		
Mode:	802.11ax HE20		
Ant.Polar.:	Vertical		



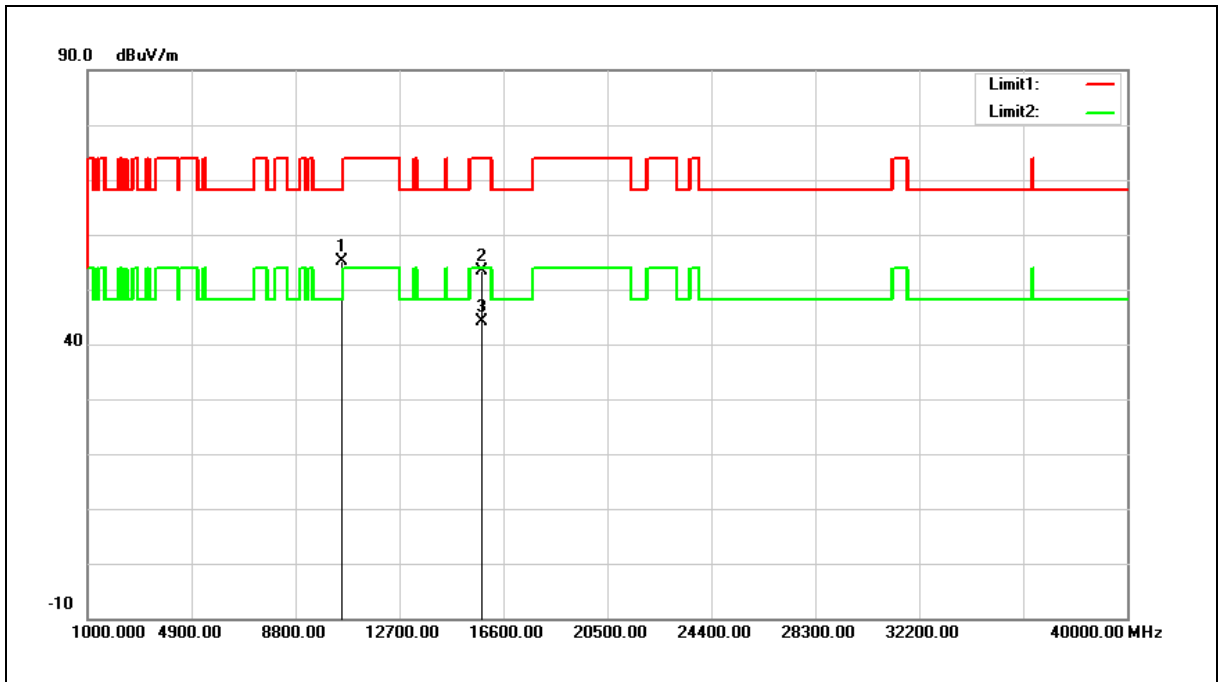
No.	Frequency (MHz)	Reading (dBuV)	Correct Factor (dB/m)	Result (dBuV/m)	Limit (dBuV/m)	Margin (dB)	Remark
1	10480.000	36.23	14.55	50.78	68.20	-17.42	peak
2	15720.000	35.47	16.24	51.71	74.00	-22.29	peak

Note:1.Result (dBuV/m) = Correct Factor (dB/m) + Reading(dBuV).

2.Correction factor (dB/m) = Antenna Factor (dB/m) + Cable loss (dB) – Pre-Amplifier gain (dB).

3.When the peak results are less than average limit, so not need to evaluate the average.

Standard:	FCC Part 15.407	Test Distance:	3 m
Test item:	Harmonic		
Frequency:	5260 MHz		
Mode:	802.11ax HE20		
Ant.Polar.:	Horizontal		



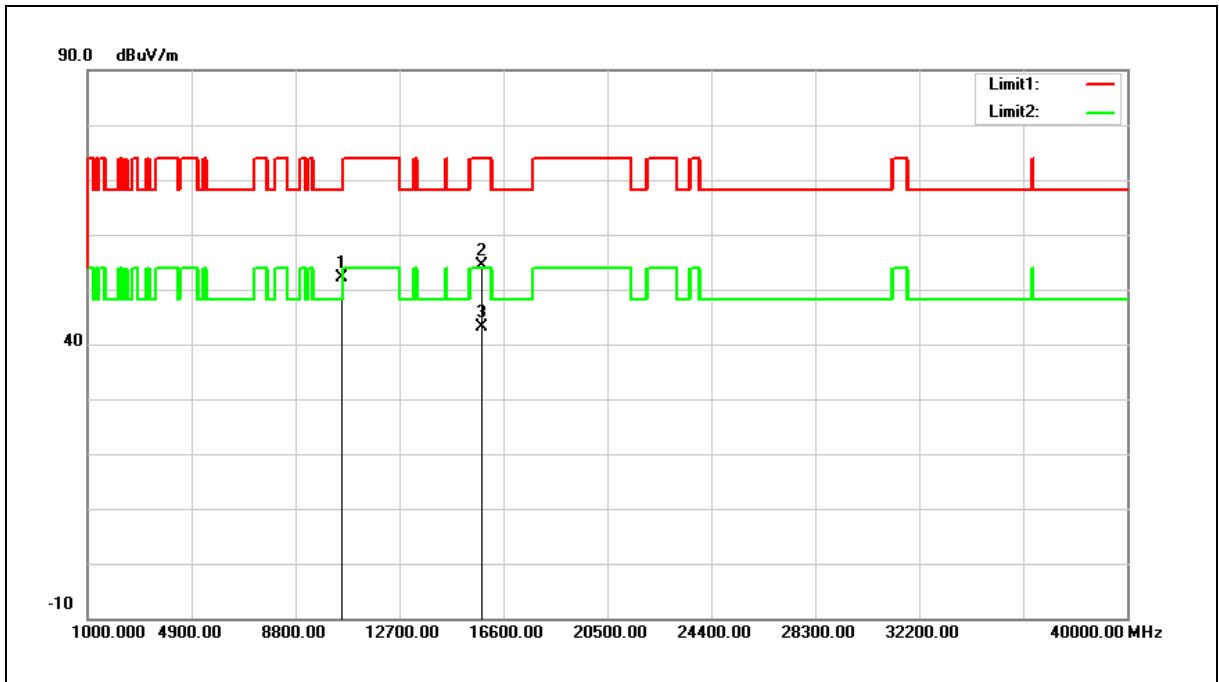
No.	Frequency (MHz)	Reading (dBuV)	Correct Factor (dB/m)	Result (dBuV/m)	Limit (dBuV/m)	Margin (dB)	Remark
1	10520.000	40.60	14.59	55.19	68.20	-13.01	peak
2	15780.000	37.40	16.06	53.46	74.00	-20.54	peak
3	15780.000	27.96	16.06	44.02	54.00	-9.98	AVG

Note:1.Result (dBuV/m) = Correct Factor (dB/m) + Reading(dBuV).

2.Correction factor (dB/m) = Antenna Factor (dB/m) + Cable loss (dB) – Pre-Amplifier gain (dB).

3.When the peak results are less than average limit, so not need to evaluate the average.

Standard:	FCC Part 15.407	Test Distance:	3 m
Test item:	Harmonic		
Frequency:	5260 MHz		
Mode:	802.11ax HE20		
Ant.Polar.:	Vertical		



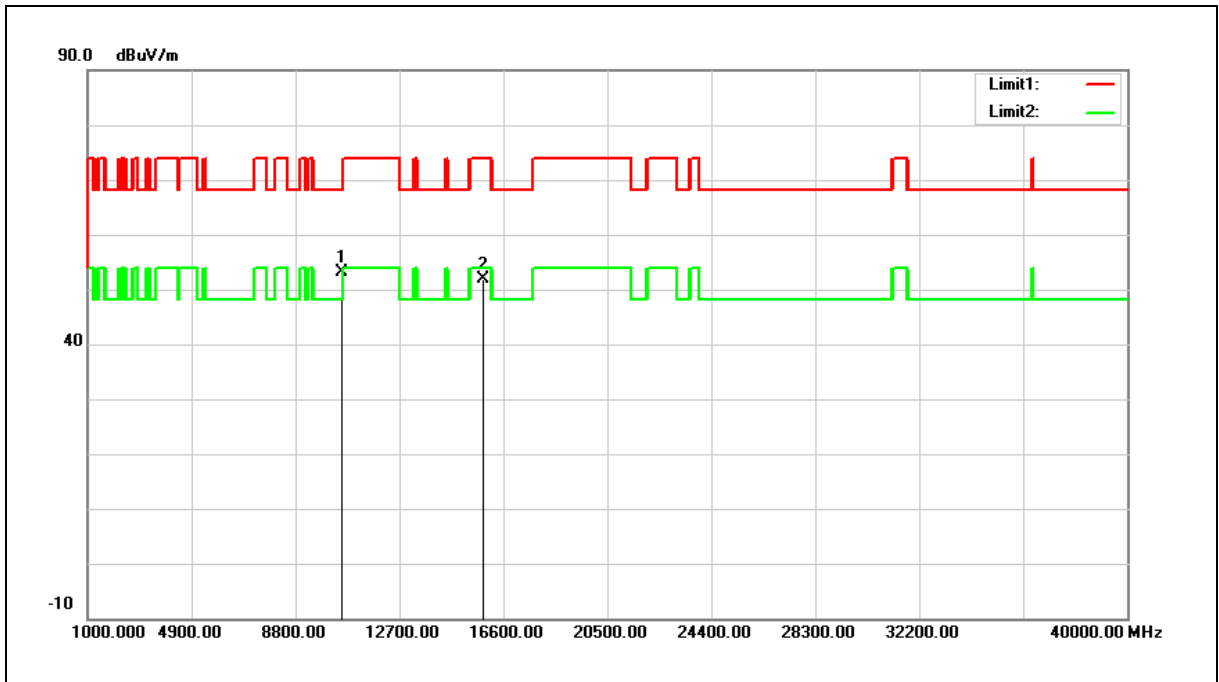
No.	Frequency (MHz)	Reading (dBuV)	Correct Factor (dB/m)	Result (dBuV/m)	Limit (dBuV/m)	Margin (dB)	Remark
1	10520.000	37.62	14.59	52.21	68.20	-15.99	peak
2	15780.000	38.44	16.06	54.50	74.00	-19.50	peak
3	15780.000	27.03	16.06	43.09	54.00	-10.91	AVG

Note: 1. Result (dBuV/m) = Correct Factor (dB/m) + Reading (dBuV).

2. Correction factor (dB/m) = Antenna Factor (dB/m) + Cable loss (dB) – Pre-Amplifier gain (dB).

3. When the peak results are less than average limit, so not need to evaluate the average.

Standard:	FCC Part 15.407	Test Distance:	3 m
Test item:	Harmonic		
Frequency:	5280 MHz		
Mode:	802.11ax HE20		
Ant.Polar.:	Horizontal		



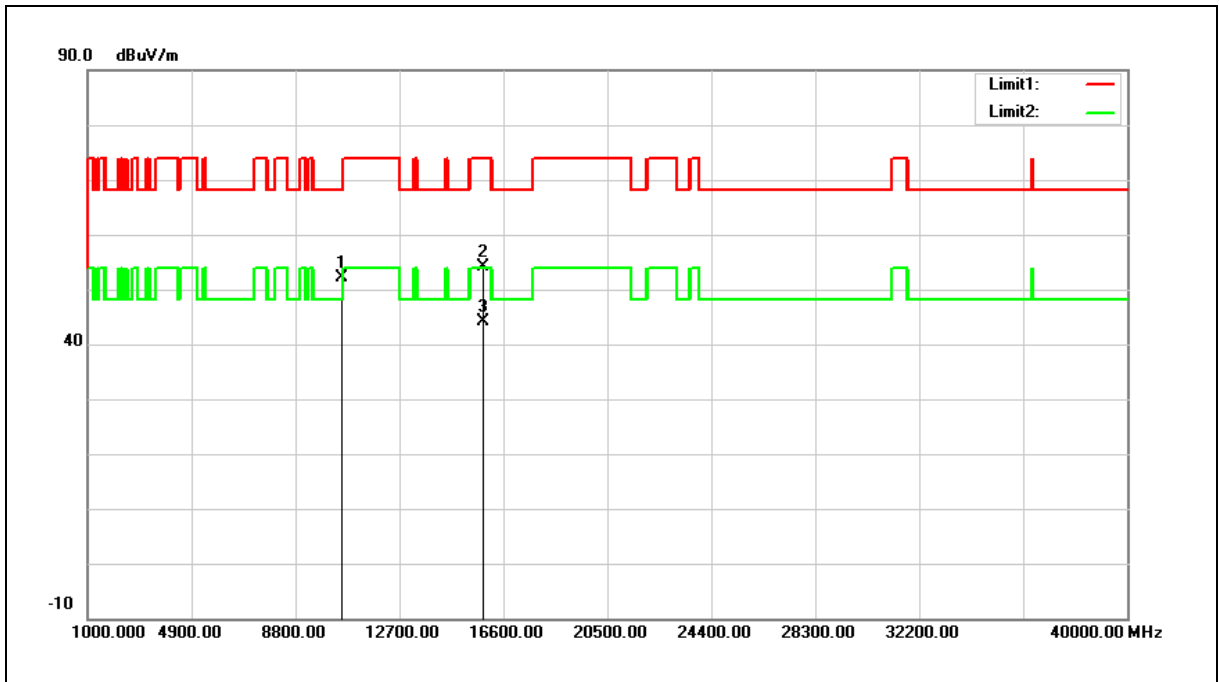
No.	Frequency (MHz)	Reading (dBuV)	Correct Factor (dB/m)	Result (dBuV/m)	Limit (dBuV/m)	Margin (dB)	Remark
1	10560.000	38.59	14.58	53.17	68.20	-15.03	peak
2	15840.000	36.01	15.85	51.86	74.00	-22.14	peak

Note:1.Result (dBuV/m) = Correct Factor (dB/m) + Reading(dBuV).

2.Correction factor (dB/m) = Antenna Factor (dB/m) + Cable loss (dB) – Pre-Amplifier gain (dB).

3.When the peak results are less than average limit, so not need to evaluate the average.

Standard:	FCC Part 15.407	Test Distance:	3 m
Test item:	Harmonic		
Frequency:	5280 MHz		
Mode:	802.11ax HE20		
Ant.Polar.:	Vertical		



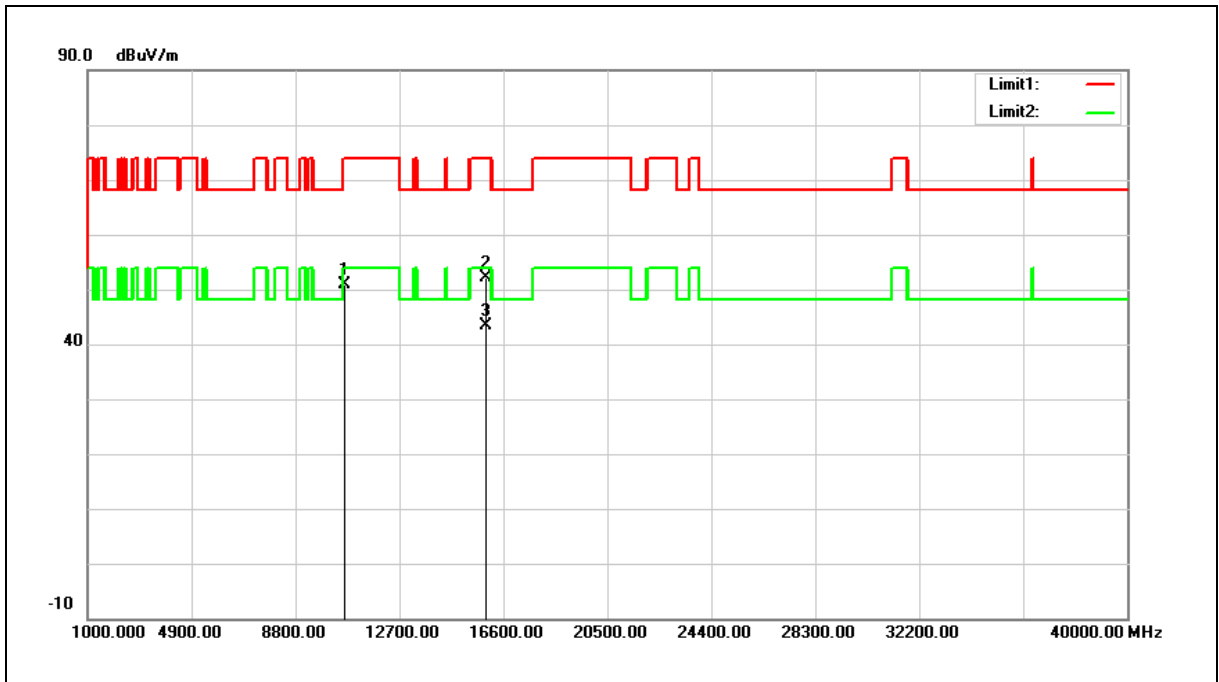
No.	Frequency (MHz)	Reading (dBuV)	Correct Factor (dB/m)	Result (dBuV/m)	Limit (dBuV/m)	Margin (dB)	Remark
1	10560.000	37.64	14.58	52.22	68.20	-15.98	peak
2	15840.000	38.38	15.85	54.23	74.00	-19.77	peak
3	15840.000	28.38	15.85	44.23	54.00	-9.77	AVG

Note:1.Result (dBuV/m) = Correct Factor (dB/m) + Reading(dBuV).

2.Correction factor (dB/m) = Antenna Factor (dB/m) + Cable loss (dB) – Pre-Amplifier gain (dB).

3.When the peak results are less than average limit, so not need to evaluate the average.

Standard:	FCC Part 15.407	Test Distance:	3 m
Test item:	Harmonic		
Frequency:	5320 MHz		
Mode:	802.11ax HE20		
Ant.Polar.:	Horizontal		



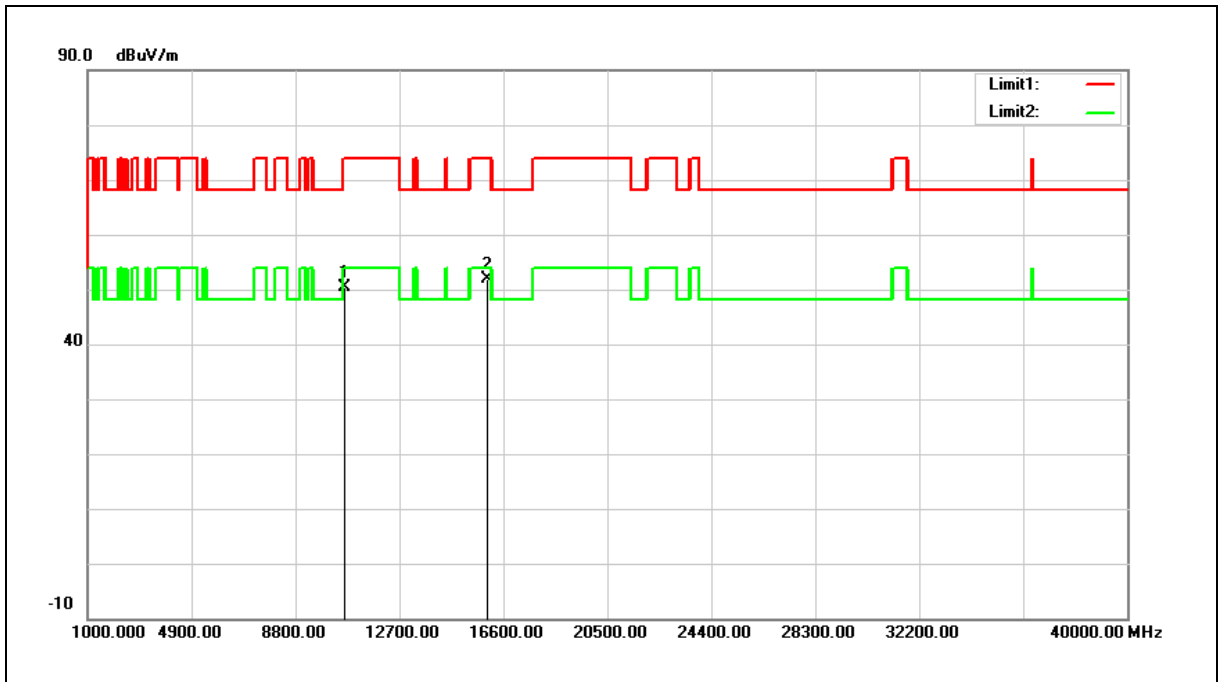
No.	Frequency (MHz)	Reading (dBuV)	Correct Factor (dB/m)	Result (dBuV/m)	Limit (dBuV/m)	Margin (dB)	Remark
1	10640.000	36.44	14.56	51.00	74.00	-23.00	peak
2	15960.000	36.62	15.44	52.06	74.00	-21.94	peak
3	15960.000	27.98	15.44	43.42	54.00	-10.58	AVG

Note:1.Result (dBuV/m) = Correct Factor (dB/m) + Reading(dBuV).

2.Correction factor (dB/m) = Antenna Factor (dB/m) + Cable loss (dB) – Pre-Amplifier gain (dB).

3.When the peak results are less than average limit, so not need to evaluate the average.

Standard:	FCC Part 15.407	Test Distance:	3 m
Test item:	Harmonic		
Frequency:	5320 MHz		
Mode:	802.11ax HE20		
Ant.Polar.:	Vertical		



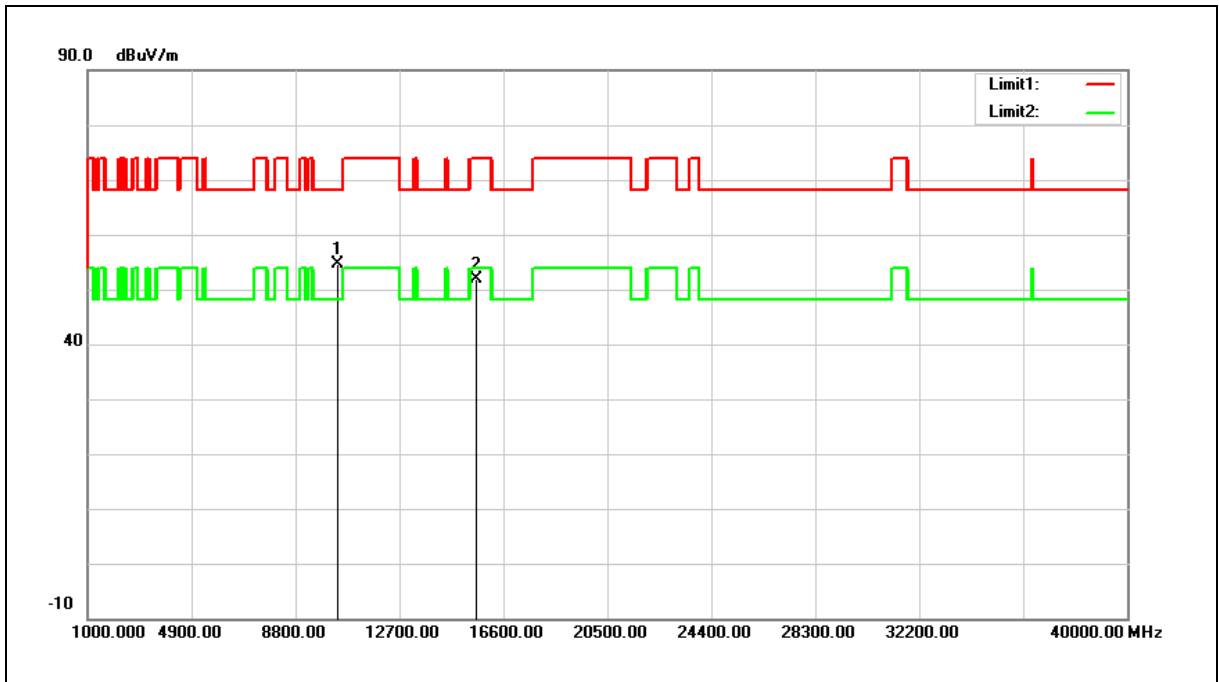
No.	Frequency (MHz)	Reading (dBuV)	Correct Factor (dB/m)	Result (dBuV/m)	Limit (dBuV/m)	Margin (dB)	Remark
1	10640.000	35.93	14.56	50.49	74.00	-23.51	peak
2	15960.000	36.55	15.44	51.99	74.00	-22.01	peak

Note:1.Result (dBuV/m) = Correct Factor (dB/m) + Reading(dBuV).

2.Correction factor (dB/m) = Antenna Factor (dB/m) + Cable loss (dB) – Pre-Amplifier gain (dB).

3.When the peak results are less than average limit, so not need to evaluate the average.

Standard:	FCC Part 15.407	Test Distance:	3 m
Test item:	Harmonic		
Frequency:	5190 MHz		
Mode:	802.11ax HE40		
Ant.Polar.:	Horizontal		



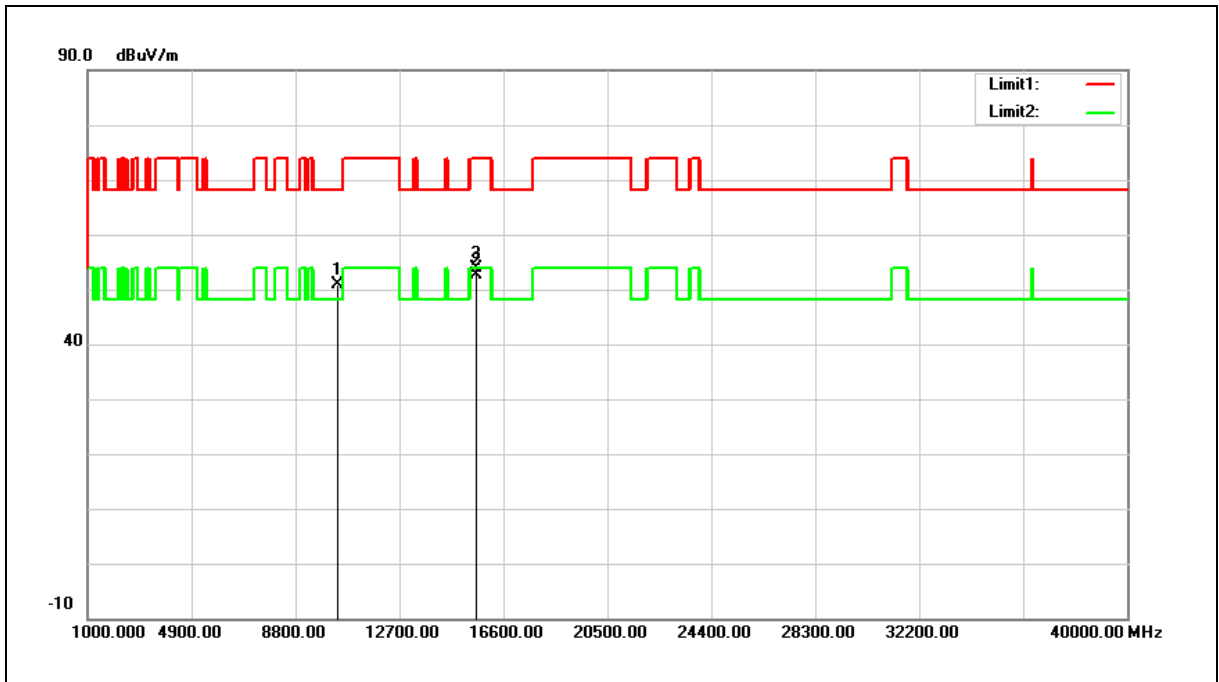
No.	Frequency (MHz)	Reading (dBuV)	Correct Factor (dB/m)	Result (dBuV/m)	Limit (dBuV/m)	Margin (dB)	Remark
1	10380.000	40.35	14.35	54.70	68.20	-13.50	peak
2	15570.000	35.19	16.75	51.94	74.00	-22.06	peak

Note:1.Result (dBuV/m) = Correct Factor (dB/m) + Reading(dBuV).

2.Correction factor (dB/m) = Antenna Factor (dB/m) + Cable loss (dB) – Pre-Amplifier gain (dB).

3.When the peak results are less than average limit, so not need to evaluate the average.

Standard:	FCC Part 15.407	Test Distance:	3 m
Test item:	Harmonic		
Frequency:	5190 MHz		
Mode:	802.11ax HE40		
Ant.Polar.:	Vertical		



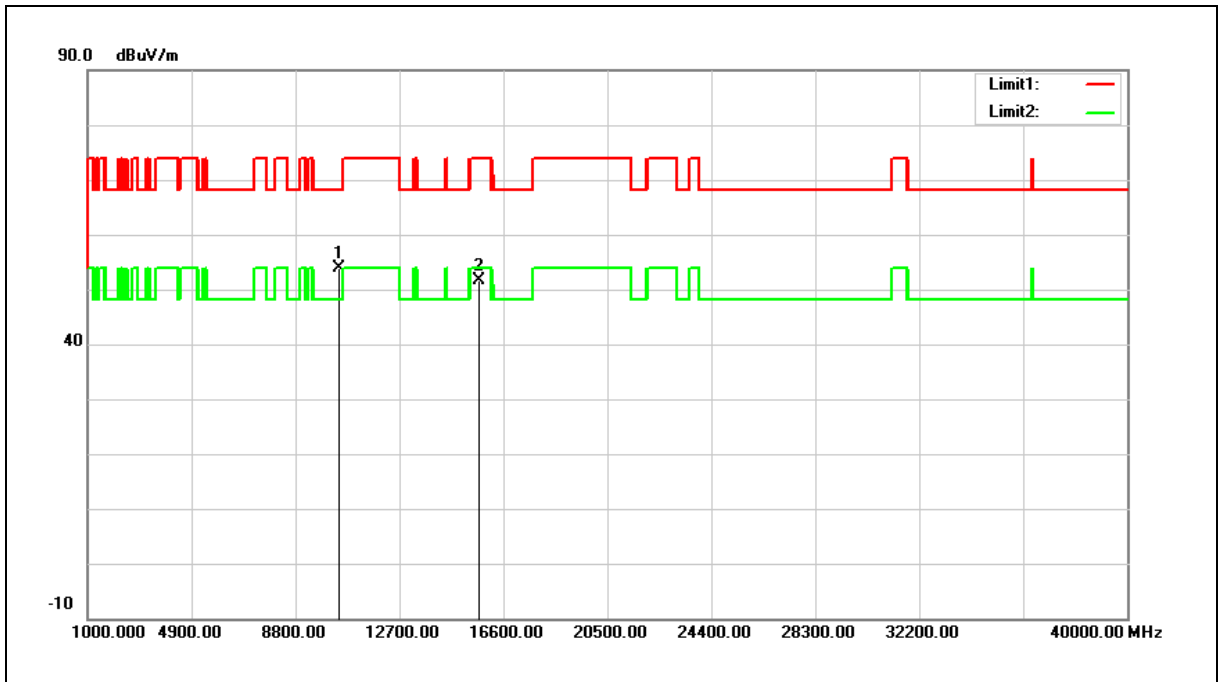
No.	Frequency (MHz)	Reading (dBuV)	Correct Factor (dB/m)	Result (dBuV/m)	Limit (dBuV/m)	Margin (dB)	Remark
1	10380.000	36.49	14.35	50.84	68.20	-17.36	peak
2	15570.000	36.00	16.75	52.75	74.00	-21.25	peak
3	15570.000	37.14	16.75	53.89	54.00	-0.11	AVG

Note:1.Result (dBuV/m) = Correct Factor (dB/m) + Reading(dBuV).

2.Correction factor (dB/m) = Antenna Factor (dB/m) + Cable loss (dB) – Pre-Amplifier gain (dB).

3.When the peak results are less than average limit, so not need to evaluate the average.

Standard:	FCC Part 15.407	Test Distance:	3 m
Test item:	Harmonic		
Frequency:	5230 MHz		
Mode:	802.11ax HE40		
Ant.Polar.:	Horizontal		



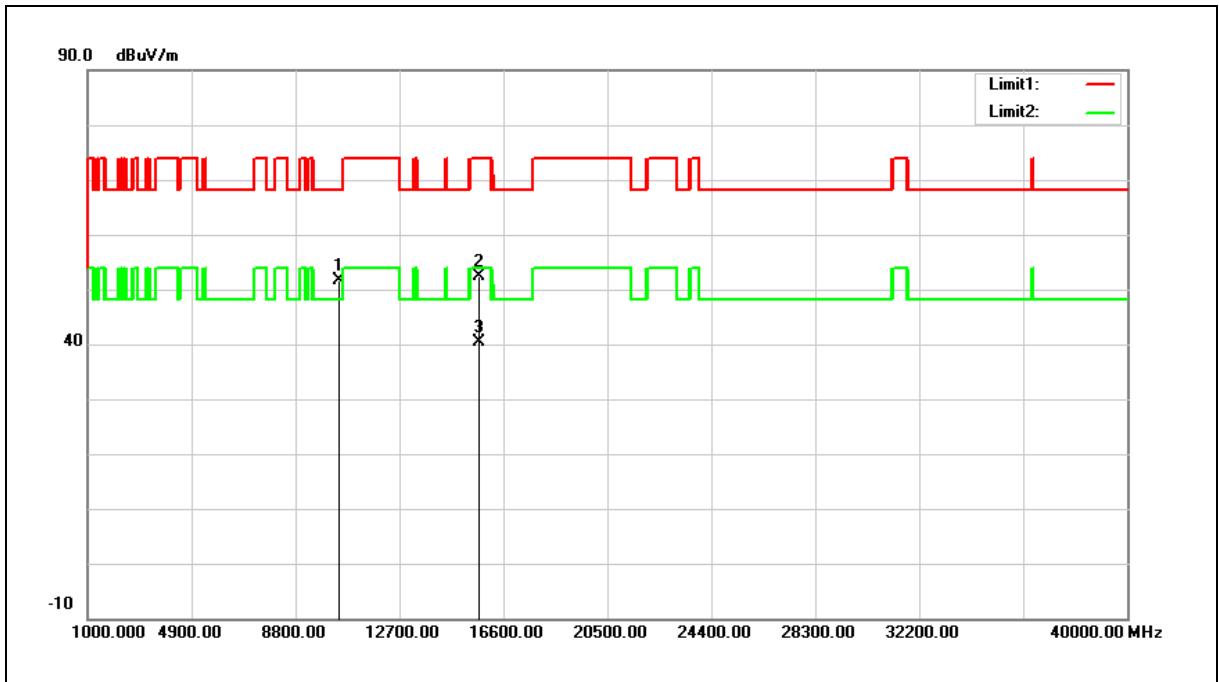
No.	Frequency (MHz)	Reading (dBuV)	Correct Factor (dB/m)	Result (dBuV/m)	Limit (dBuV/m)	Margin (dB)	Remark
1	10460.000	39.29	14.51	53.80	68.20	-14.40	peak
2	15690.000	35.34	16.35	51.69	74.00	-22.31	peak

Note:1.Result (dBuV/m) = Correct Factor (dB/m) + Reading(dBuV).

2.Correction factor (dB/m) = Antenna Factor (dB/m) + Cable loss (dB) – Pre-Amplifier gain (dB).

3.When the peak results are less than average limit, so not need to evaluate the average.

Standard:	FCC Part 15.407	Test Distance:	3 m
Test item:	Harmonic		
Frequency:	5230 MHz		
Mode:	802.11ax HE40		
Ant.Polar.:	Vertical		



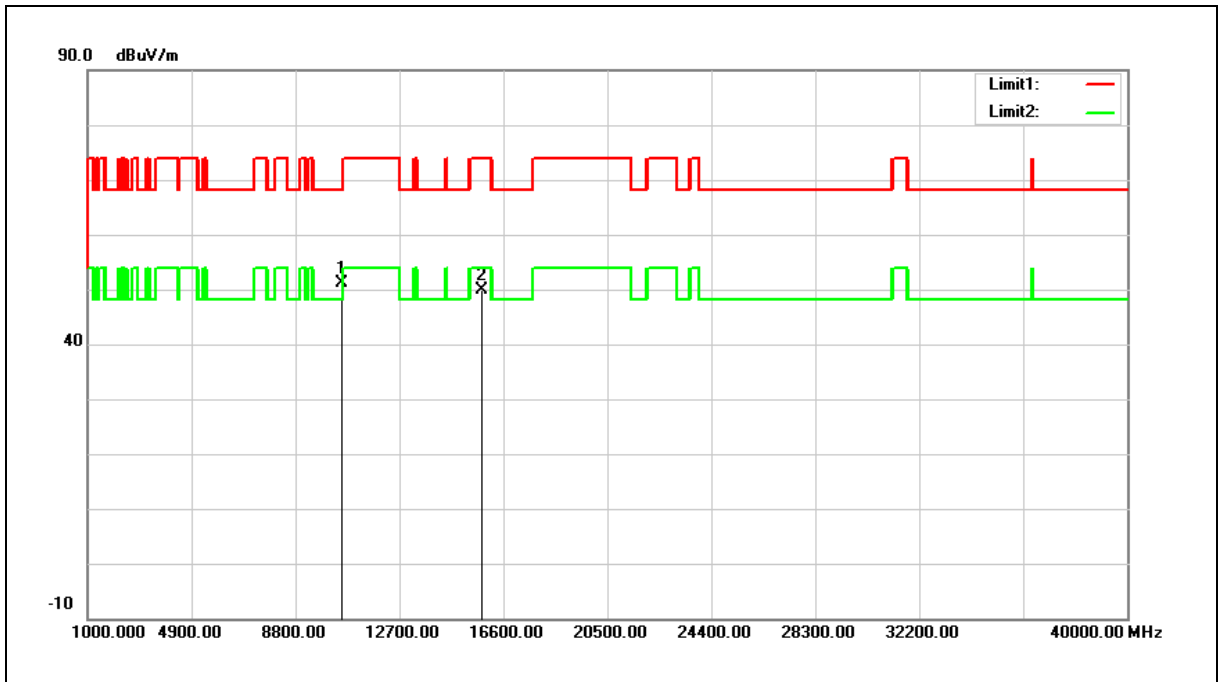
No.	Frequency (MHz)	Reading (dBuV)	Correct Factor (dB/m)	Result (dBuV/m)	Limit (dBuV/m)	Margin (dB)	Remark
1	10460.000	37.08	14.51	51.59	68.20	-16.61	peak
2	15690.000	35.97	16.35	52.32	74.00	-21.68	peak
3	15690.000	24.12	16.35	40.47	54.00	-13.53	AVG

Note:1.Result (dBuV/m) = Correct Factor (dB/m) + Reading(dBuV).

2.Correction factor (dB/m) = Antenna Factor (dB/m) + Cable loss (dB) – Pre-Amplifier gain (dB).

3.When the peak results are less than average limit, so not need to evaluate the average.

Standard:	FCC Part 15.407	Test Distance:	3 m
Test item:	Harmonic		
Frequency:	5270 MHz		
Mode:	802.11ax HE40		
Ant.Polar.:	Horizontal		



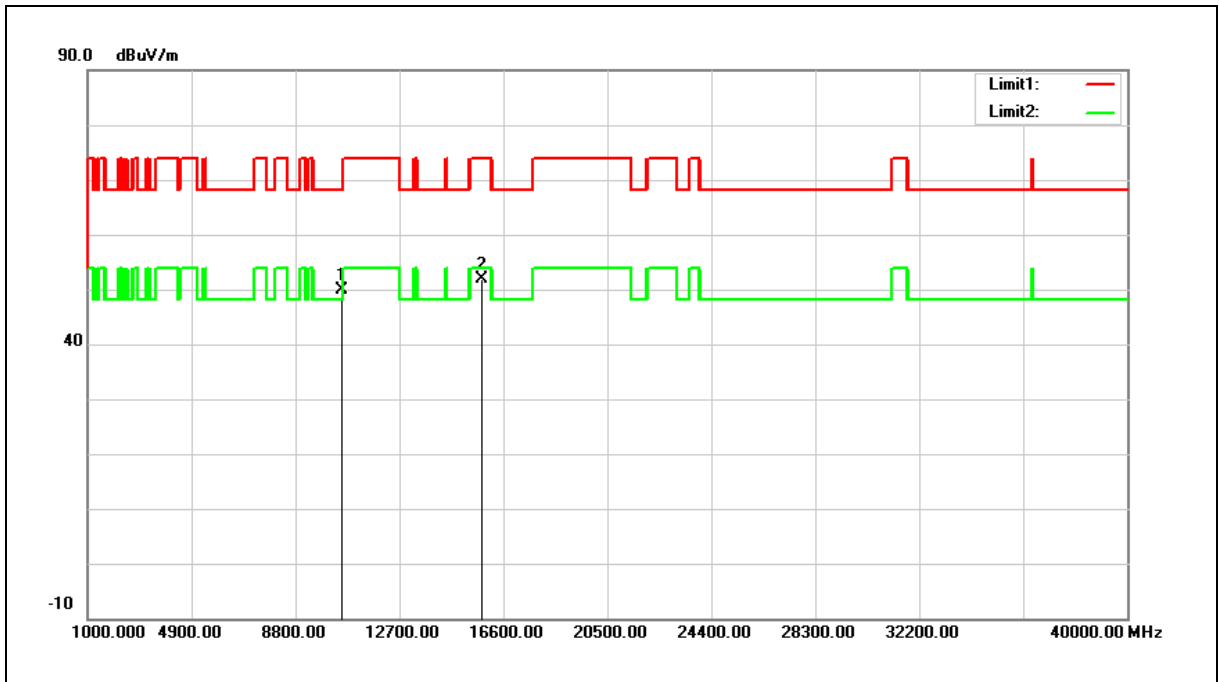
No.	Frequency (MHz)	Reading (dBuV)	Correct Factor (dB/m)	Result (dBuV/m)	Limit (dBuV/m)	Margin (dB)	Remark
1	10540.000	36.60	14.58	51.18	68.20	-17.02	peak
2	15810.000	33.86	15.95	49.81	74.00	-24.19	peak

Note:1.Result (dBuV/m) = Correct Factor (dB/m) + Reading(dBuV).

2.Correction factor (dB/m) = Antenna Factor (dB/m) + Cable loss (dB) – Pre-Amplifier gain (dB).

3.When the peak results are less than average limit, so not need to evaluate the average.

Standard:	FCC Part 15.407	Test Distance:	3 m
Test item:	Harmonic		
Frequency:	5270 MHz		
Mode:	802.11ax HE40		
Ant.Polar.:	Vertical		



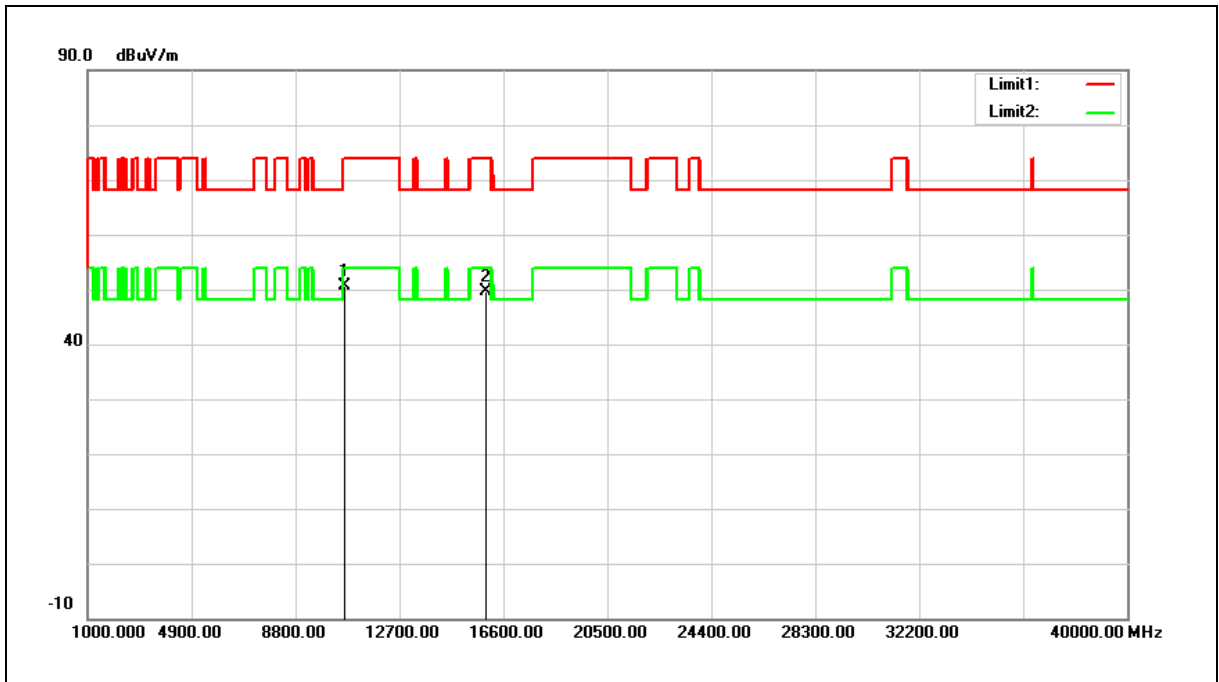
No.	Frequency (MHz)	Reading (dBuV)	Correct Factor (dB/m)	Result (dBuV/m)	Limit (dBuV/m)	Margin (dB)	Remark
1	10540.000	35.26	14.58	49.84	68.20	-18.36	peak
2	15810.000	35.84	15.95	51.79	74.00	-22.21	peak

Note:1.Result (dBuV/m) = Correct Factor (dB/m) + Reading(dBuV).

2.Correction factor (dB/m) = Antenna Factor (dB/m) + Cable loss (dB) – Pre-Amplifier gain (dB).

3.When the peak results are less than average limit, so not need to evaluate the average.

Standard:	FCC Part 15.407	Test Distance:	3 m
Test item:	Harmonic		
Frequency:	5310 MHz		
Mode:	802.11ax HE40		
Ant.Polar.:	Horizontal		



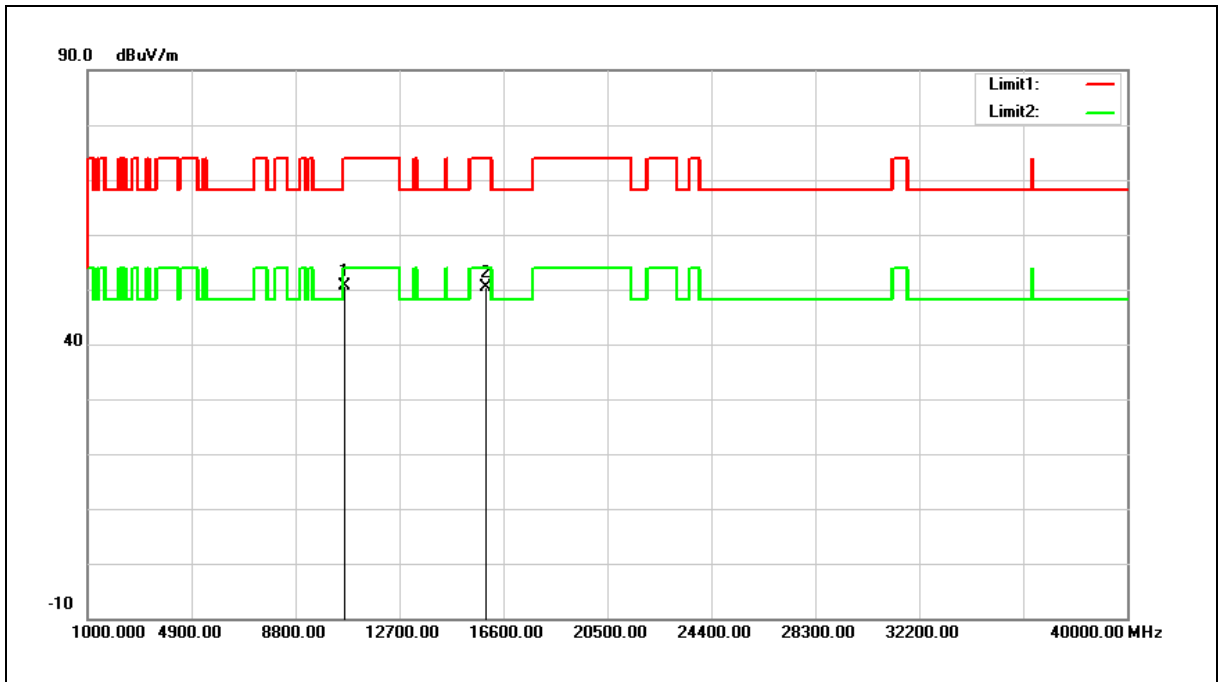
No.	Frequency (MHz)	Reading (dBuV)	Correct Factor (dB/m)	Result (dBuV/m)	Limit (dBuV/m)	Margin (dB)	Remark
1	10620.000	36.05	14.56	50.61	74.00	-23.39	peak
2	15930.000	34.13	15.55	49.68	74.00	-24.32	peak

Note:1.Result (dBuV/m) = Correct Factor (dB/m) + Reading(dBuV).

2.Correction factor (dB/m) = Antenna Factor (dB/m) + Cable loss (dB) – Pre-Amplifier gain (dB).

3.When the peak results are less than average limit, so not need to evaluate the average.

Standard:	FCC Part 15.407	Test Distance:	3 m
Test item:	Harmonic		
Frequency:	5310 MHz		
Mode:	802.11ax HE40		
Ant.Polar.:	Vertical		



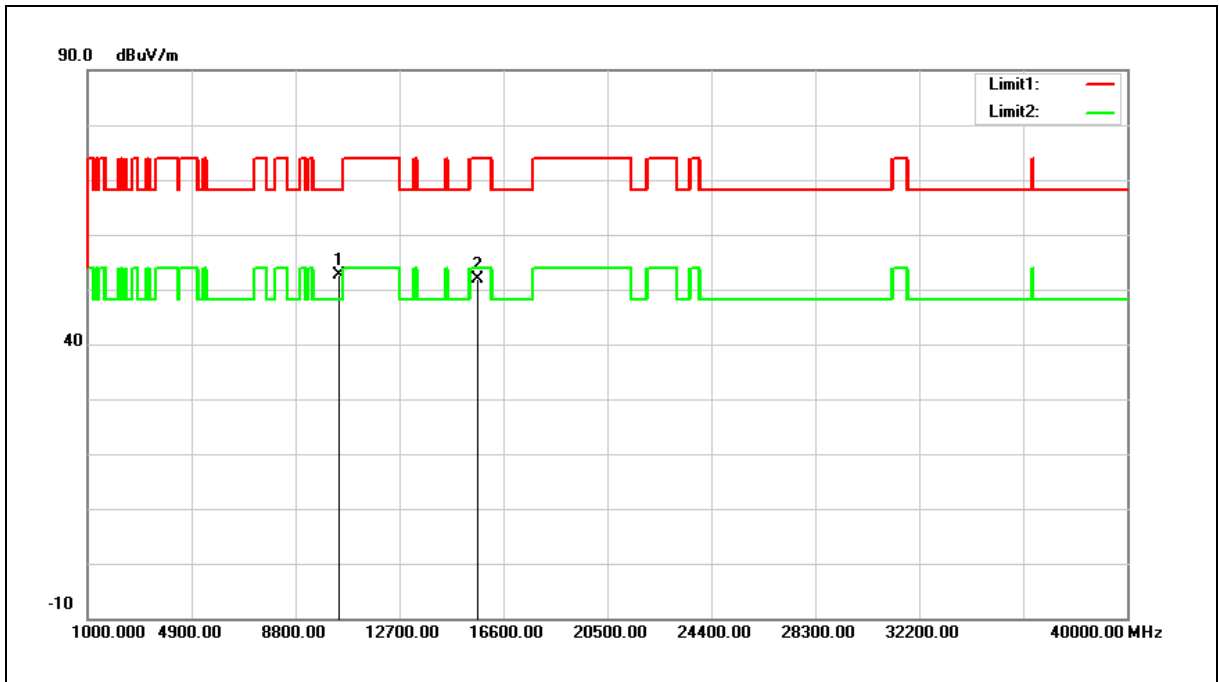
No.	Frequency (MHz)	Reading (dBuV)	Correct Factor (dB/m)	Result (dBuV/m)	Limit (dBuV/m)	Margin (dB)	Remark
1	10620.000	36.04	14.56	50.60	74.00	-23.40	peak
2	15930.000	34.78	15.55	50.33	74.00	-23.67	peak

Note:1.Result (dBuV/m) = Correct Factor (dB/m) + Reading(dBuV).

2.Correction factor (dB/m) = Antenna Factor (dB/m) + Cable loss (dB) – Pre-Amplifier gain (dB).

3.When the peak results are less than average limit, so not need to evaluate the average.

Standard:	FCC Part 15.407	Test Distance:	3 m
Test item:	Harmonic		
Frequency:	5210 MHz		
Mode:	802.11ax HE80		
Ant.Polar.:	Horizontal		



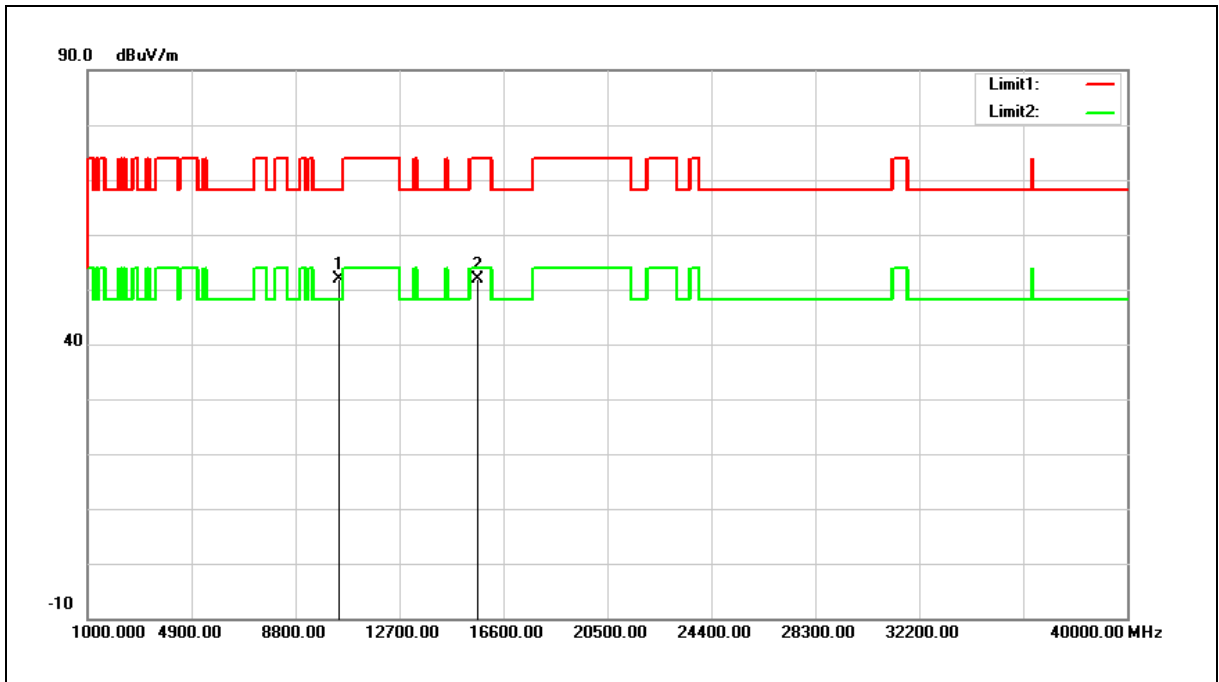
No.	Frequency (MHz)	Reading (dBuV)	Correct Factor (dB/m)	Result (dBuV/m)	Limit (dBuV/m)	Margin (dB)	Remark
1	10420.000	38.21	14.42	52.63	68.20	-15.57	peak
2	15630.000	35.33	16.56	51.89	74.00	-22.11	peak

Note:1.Result (dBuV/m) = Correct Factor (dB/m) + Reading(dBuV).

2.Correction factor (dB/m) = Antenna Factor (dB/m) + Cable loss (dB) – Pre-Amplifier gain (dB).

3.When the peak results are less than average limit, so not need to evaluate the average.

Standard:	FCC Part 15.407	Test Distance:	3 m
Test item:	Harmonic		
Frequency:	5210 MHz		
Mode:	802.11ax HE80		
Ant.Polar.:	Vertical		



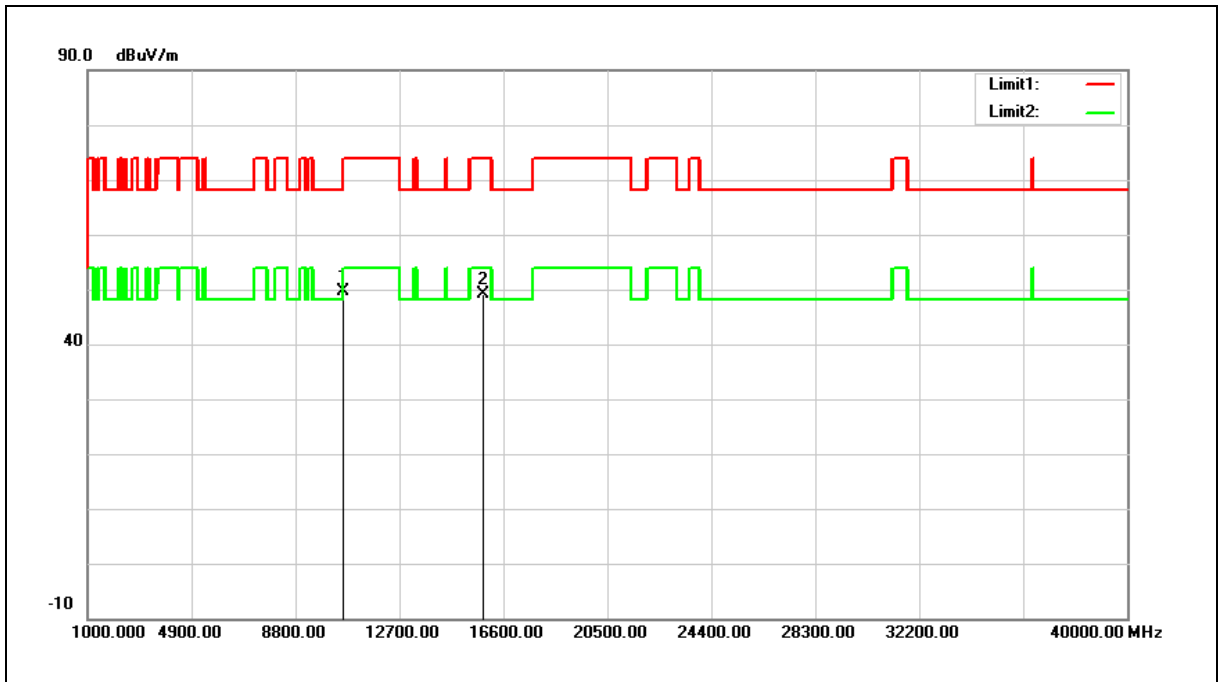
No.	Frequency (MHz)	Reading (dBuV)	Correct Factor (dB/m)	Result (dBuV/m)	Limit (dBuV/m)	Margin (dB)	Remark
1	10420.000	37.38	14.42	51.80	68.20	-16.40	peak
2	15630.000	35.28	16.56	51.84	74.00	-22.16	peak

Note:1.Result (dBuV/m) = Correct Factor (dB/m) + Reading(dBuV).

2.Correction factor (dB/m) = Antenna Factor (dB/m) + Cable loss (dB) – Pre-Amplifier gain (dB).

3.When the peak results are less than average limit, so not need to evaluate the average.

Standard:	FCC Part 15.407	Test Distance:	3 m
Test item:	Harmonic		
Frequency:	5290 MHz		
Mode:	802.11ax HE80		
Ant.Polar.:	Horizontal		



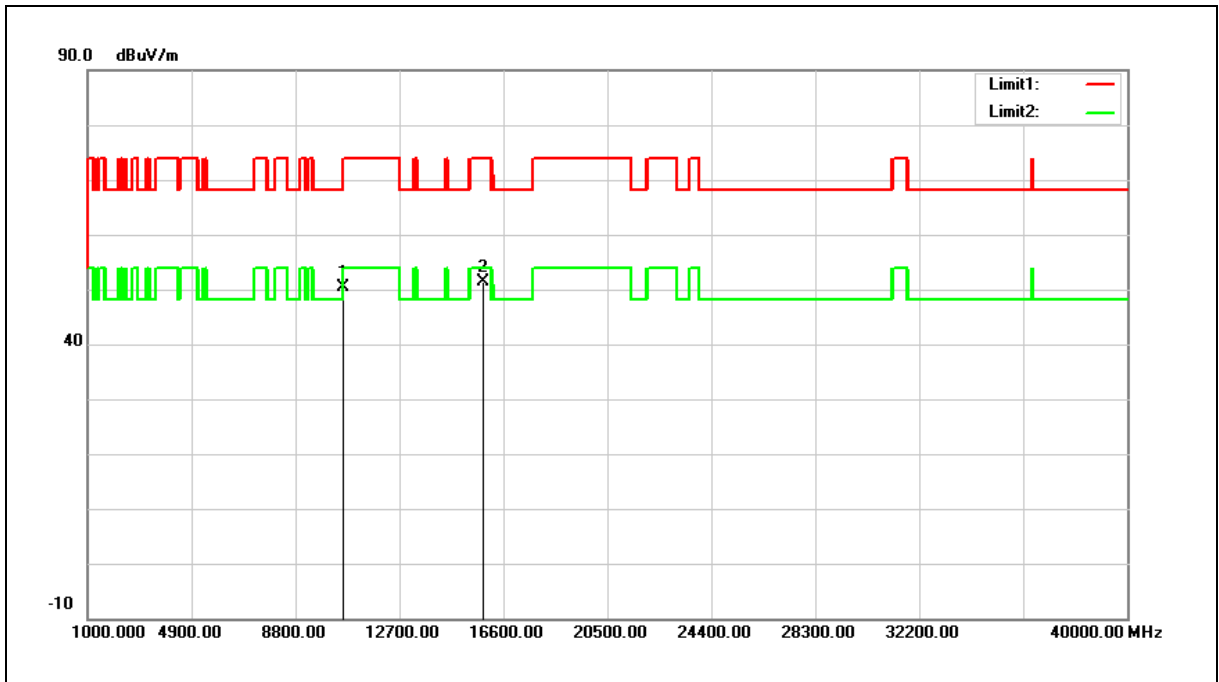
No.	Frequency (MHz)	Reading (dBuV)	Correct Factor (dB/m)	Result (dBuV/m)	Limit (dBuV/m)	Margin (dB)	Remark
1	10580.000	34.97	14.57	49.54	68.20	-18.66	peak
2	15870.000	33.49	15.74	49.23	74.00	-24.77	peak

Note:1.Result (dBuV/m) = Correct Factor (dB/m) + Reading(dBuV).

2.Correction factor (dB/m) = Antenna Factor (dB/m) + Cable loss (dB) – Pre-Amplifier gain (dB).

3.When the peak results are less than average limit, so not need to evaluate the average.

Standard:	FCC Part 15.407	Test Distance:	3 m
Test item:	Harmonic		
Frequency:	5290 MHz		
Mode:	802.11ax HE80		
Ant.Polar.:	Vertical		



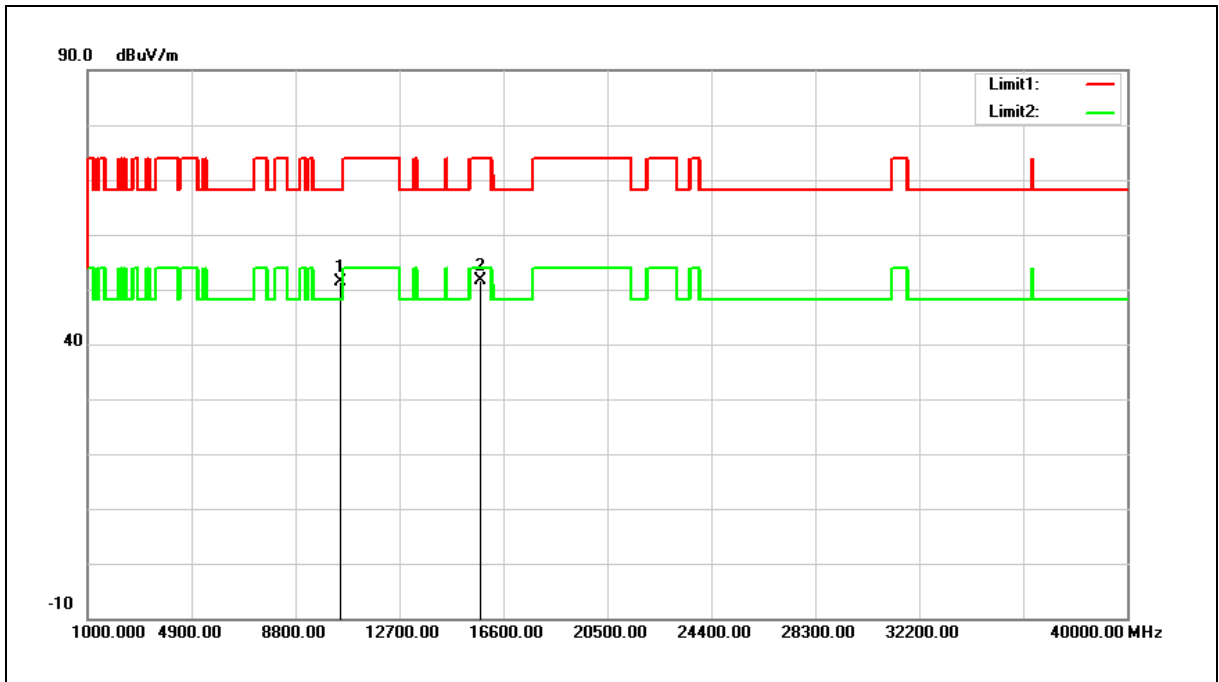
No.	Frequency (MHz)	Reading (dBuV)	Correct Factor (dB/m)	Result (dBuV/m)	Limit (dBuV/m)	Margin (dB)	Remark
1	10580.000	35.77	14.57	50.34	68.20	-17.86	peak
2	15870.000	35.55	15.74	51.29	74.00	-22.71	peak

Note:1.Result (dBuV/m) = Correct Factor (dB/m) + Reading(dBuV).

2.Correction factor (dB/m) = Antenna Factor (dB/m) + Cable loss (dB) – Pre-Amplifier gain (dB).

3.When the peak results are less than average limit, so not need to evaluate the average.

Standard:	FCC Part 15.407	Test Distance:	3 m
Test item:	Harmonic		
Frequency:	5250 MHz		
Mode:	802.11ax HE160		
Ant.Polar.:	Horizontal		



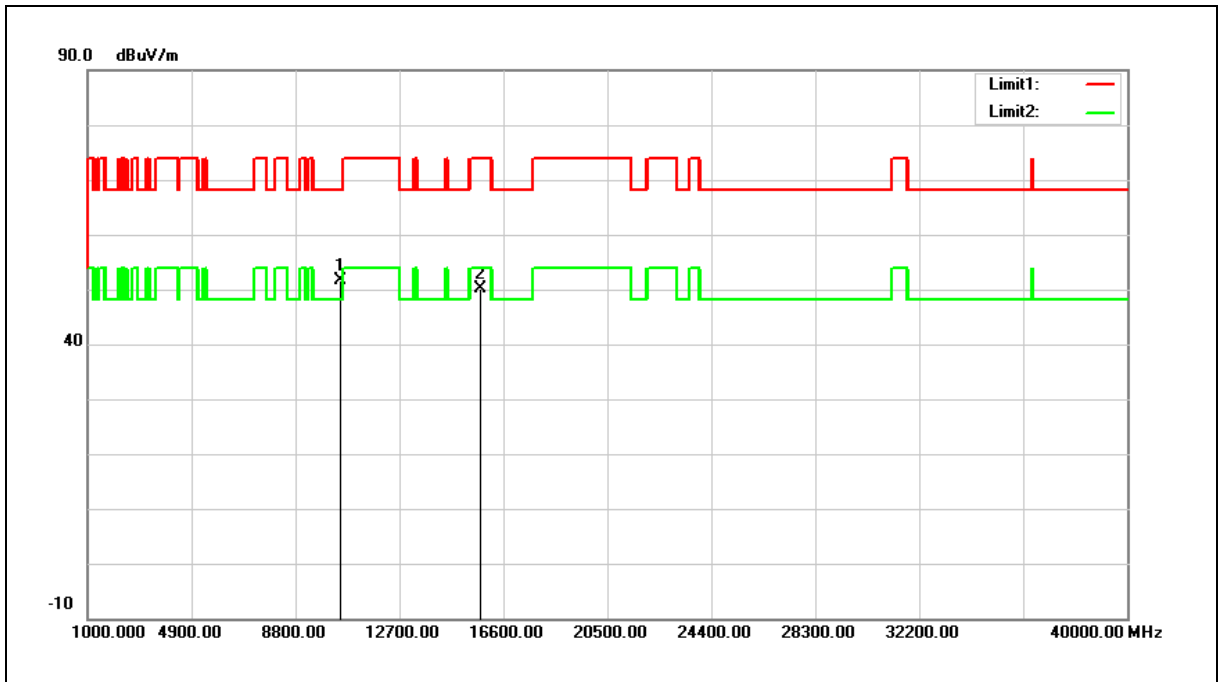
No.	Frequency (MHz)	Reading (dBuV)	Correct Factor (dB/m)	Result (dBuV/m)	Limit (dBuV/m)	Margin (dB)	Remark
1	10500.000	36.70	14.59	51.29	68.20	-16.91	peak
2	15750.000	35.54	16.15	51.69	74.00	-22.31	peak

Note:1.Result (dBuV/m) = Correct Factor (dB/m) + Reading(dBuV).

2.Correction factor (dB/m) = Antenna Factor (dB/m) + Cable loss (dB) – Pre-Amplifier gain (dB).

3.When the peak results are less than average limit, so not need to evaluate the average.

Standard:	FCC Part 15.407	Test Distance:	3 m
Test item:	Harmonic		
Frequency:	5250 MHz		
Mode:	802.11ax HE160		
Ant.Polar.:	Vertical		



No.	Frequency (MHz)	Reading (dBuV)	Correct Factor (dB/m)	Result (dBuV/m)	Limit (dBuV/m)	Margin (dB)	Remark
1	10500.000	37.13	14.59	51.72	68.20	-16.48	peak
2	15750.000	34.10	16.15	50.25	74.00	-23.75	peak

Note:1.Result (dBuV/m) = Correct Factor (dB/m) + Reading(dBuV).

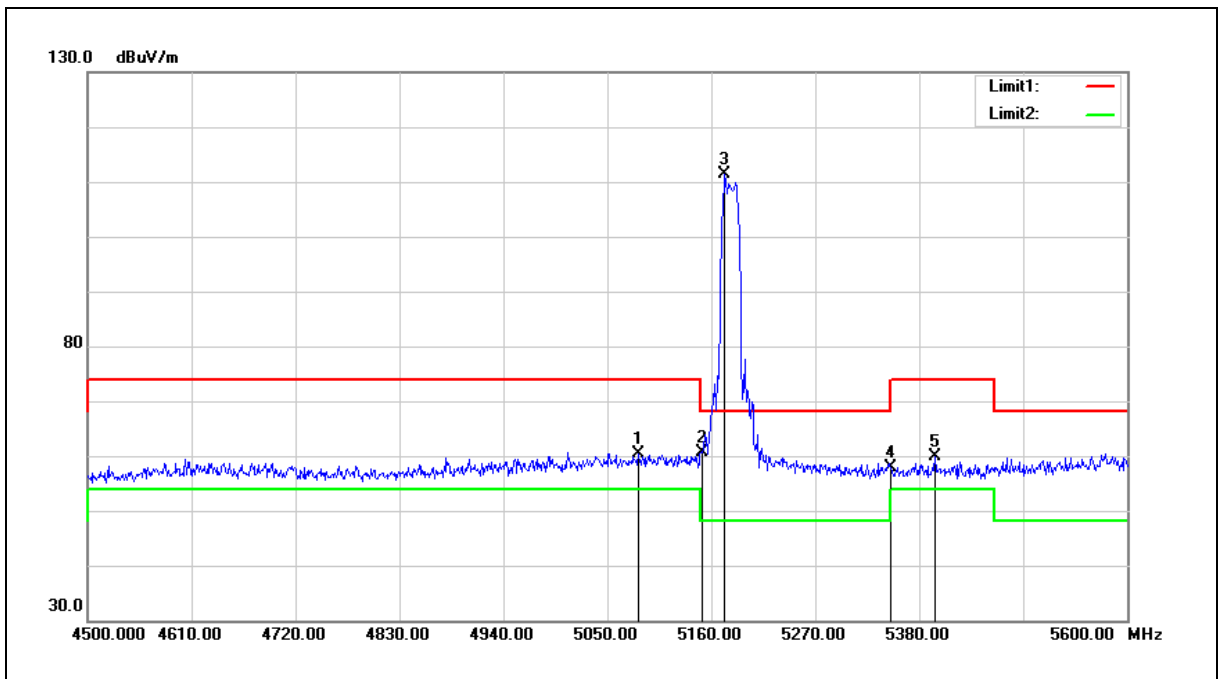
2.Correction factor (dB/m) = Antenna Factor (dB/m) + Cable loss (dB) – Pre-Amplifier gain (dB).

3.When the peak results are less than average limit, so not need to evaluate the average.

Band Edge

Peak

Standard:	FCC Part 15.407	Test Distance:	3 m
Test item:	Band edge		
Frequency:	5180 MHz		
Mode:	802.11a		
Ant.Polar.:	Horizontal		



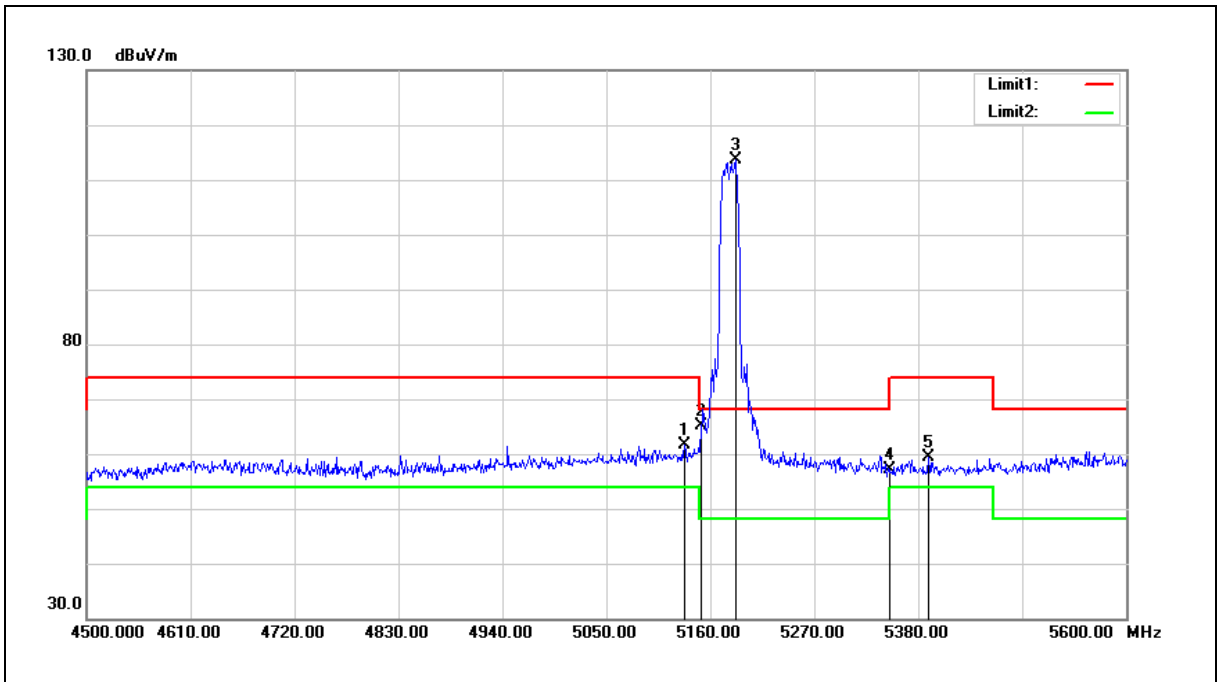
No.	Frequency (MHz)	Reading (dBuV)	Correct Factor (dB/m)	Result (dBuV/m)	Limit (dBuV/m)	Margin (dB)	Remark
1	5083.000	60.51	-0.20	60.31	74.00	-13.69	peak
2	5150.000	60.61	-0.08	60.53	74.00	-13.47	peak
3	5174.300	111.52	-0.03	111.49	68.20	43.29	peak
4	5350.000	57.67	0.30	57.97	74.00	-16.03	peak
5	5396.500	59.48	0.38	59.86	74.00	-14.14	peak

Note: 1. Result (dBuV/m) = Correct Factor (dB/m) + Reading (dBuV).

2. Correction factor (dB/m) = Antenna Factor (dB/m) + Cable loss (dB) – Pre-Amplifier gain (dB).

3. When the peak results are less than average limit, so not need to evaluate the average.

Standard:	FCC Part 15.407	Test Distance:	3 m
Test item:	Band edge		
Frequency:	5180 MHz		
Mode:	802.11a		
Ant.Polar.:	Vertical		



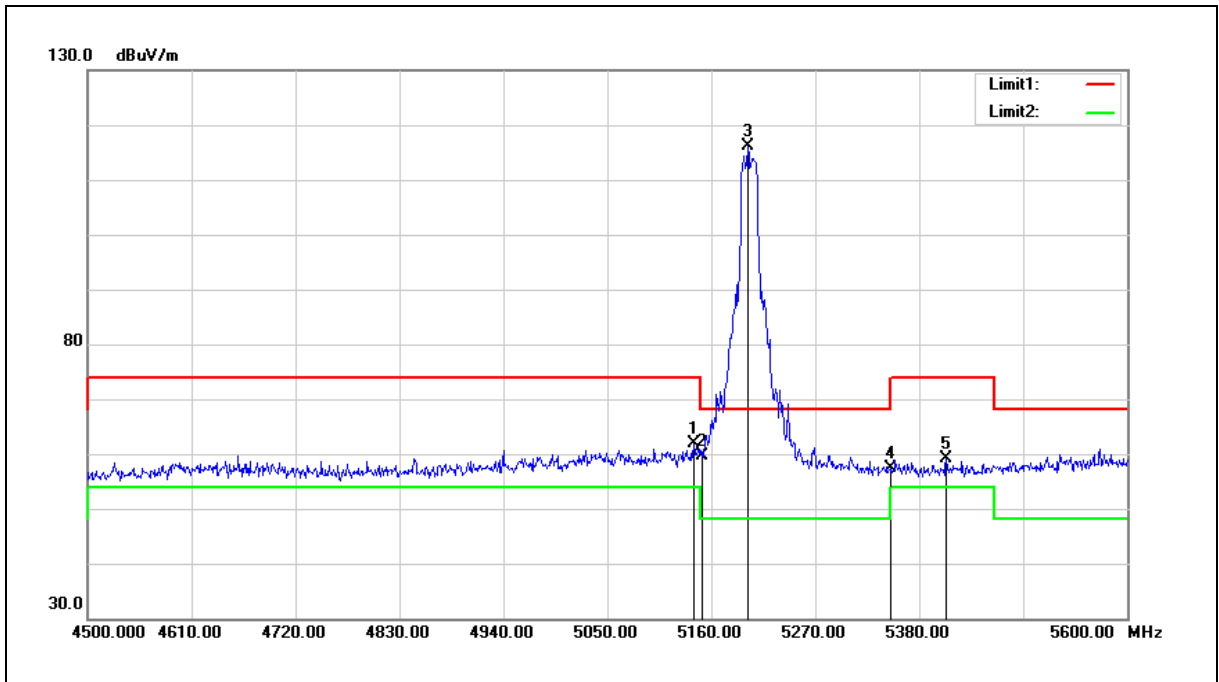
No.	Frequency (MHz)	Reading (dBuV)	Correct Factor (dB/m)	Result (dBuV/m)	Limit (dBuV/m)	Margin (dB)	Remark
1	5132.500	61.72	-0.10	61.62	74.00	-12.38	peak
2	5150.000	65.10	-0.08	65.02	74.00	-8.98	peak
3	5187.500	113.66	-0.01	113.65	68.20	45.45	peak
4	5350.000	56.93	0.30	57.23	74.00	-16.77	peak
5	5391.000	59.05	0.37	59.42	74.00	-14.58	peak

Note: 1.Result (dBuV/m) = Correct Factor (dB/m) + Reading(dBuV).

2.Correction factor (dB/m) = Antenna Factor (dB/m) + Cable loss (dB) – Pre-Amplifier gain (dB).

3.When the peak results are less than average limit, so not need to evaluate the average.

Standard:	FCC Part 15.407	Test Distance:	3 m
Test item:	Band edge		
Frequency:	5200 MHz		
Mode:	802.11a		
Ant.Polar.:	Horizontal		



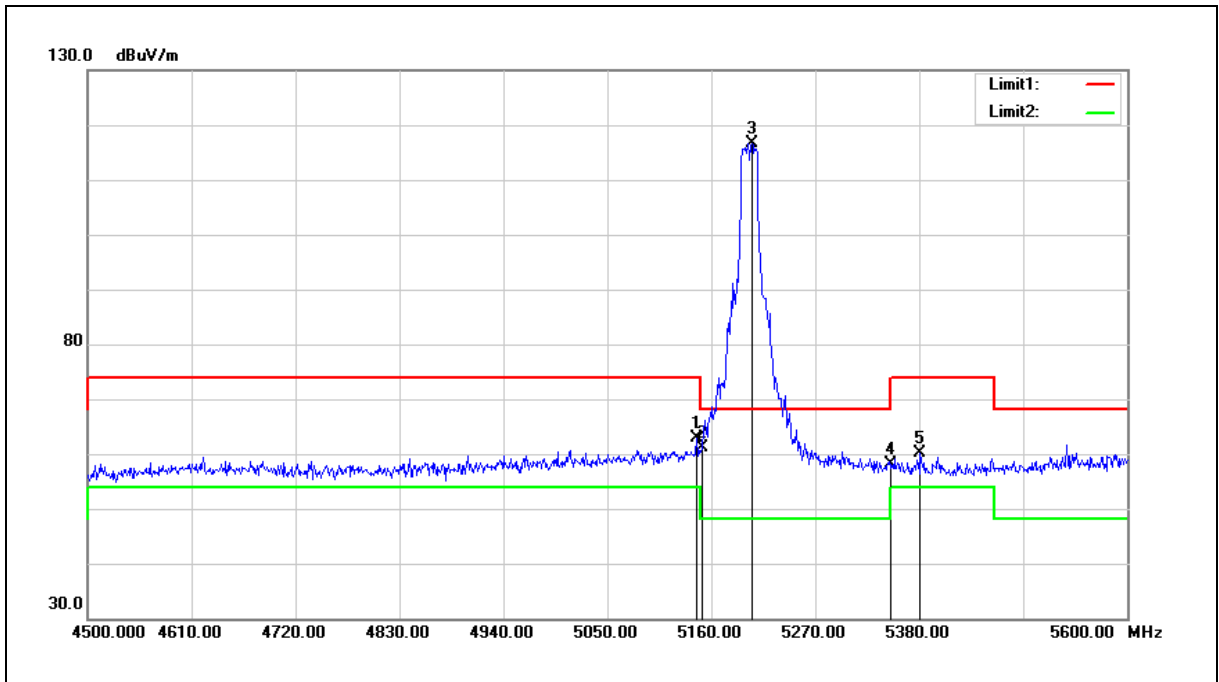
No.	Frequency (MHz)	Reading (dBuV)	Correct Factor (dB/m)	Result (dBuV/m)	Limit (dBuV/m)	Margin (dB)	Remark
1	5141.300	62.08	-0.10	61.98	74.00	-12.02	peak
2	5150.000	59.66	-0.08	59.58	74.00	-14.42	peak
3	5198.500	116.23	0.01	116.24	68.20	48.04	peak
4	5350.000	57.01	0.30	57.31	74.00	-16.69	peak
5	5408.600	58.72	0.41	59.13	74.00	-14.87	peak

Note: 1.Result (dBuV/m) = Correct Factor (dB/m) + Reading(dBuV).

2.Correction factor (dB/m) = Antenna Factor (dB/m) + Cable loss (dB) – Pre-Amplifier gain (dB).

3.When the peak results are less than average limit, so not need to evaluate the average.

Standard:	FCC Part 15.407	Test Distance:	3 m
Test item:	Band edge		
Frequency:	5200 MHz		
Mode:	802.11a		
Ant.Polar.:	Vertical		



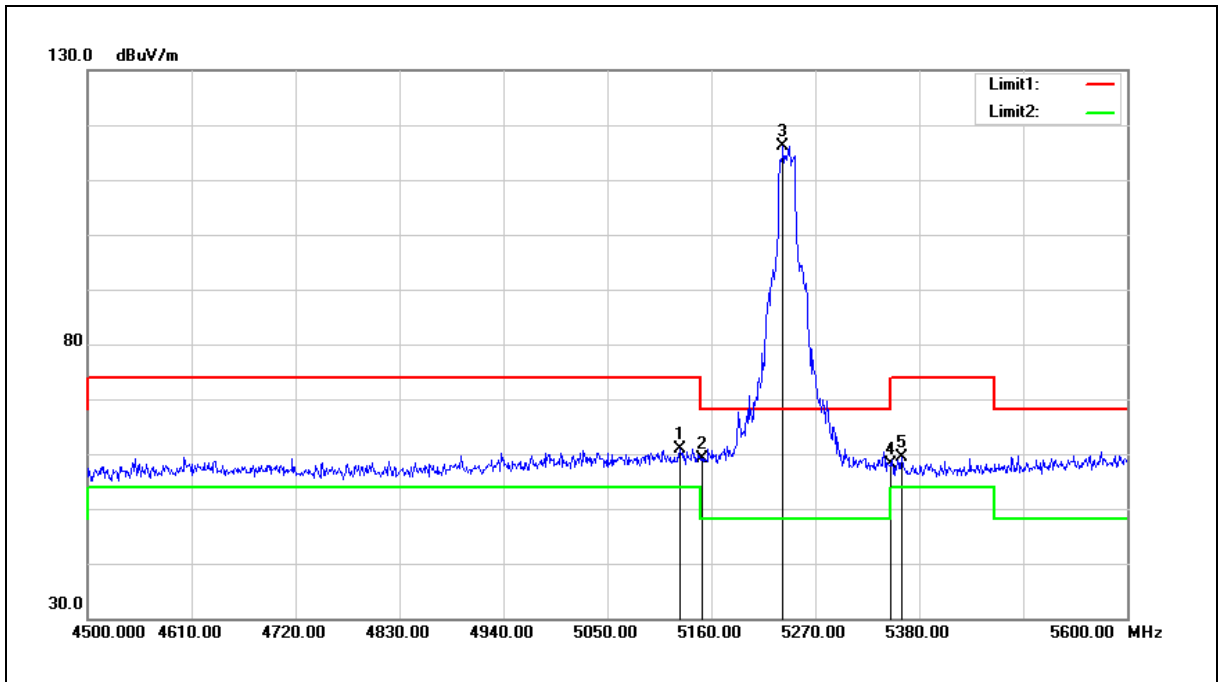
No.	Frequency (MHz)	Reading (dBuV)	Correct Factor (dB/m)	Result (dBuV/m)	Limit (dBuV/m)	Margin (dB)	Remark
1	5144.600	62.85	-0.08	62.77	74.00	-11.23	peak
2	5150.000	61.23	-0.08	61.15	74.00	-12.85	peak
3	5202.900	116.71	0.02	116.73	68.20	48.53	peak
4	5350.000	57.76	0.30	58.06	74.00	-15.94	peak
5	5381.100	59.85	0.35	60.20	74.00	-13.80	peak

Note: 1. Result (dBuV/m) = Correct Factor (dB/m) + Reading (dBuV).

2. Correction factor (dB/m) = Antenna Factor (dB/m) + Cable loss (dB) – Pre-Amplifier gain (dB).

3. When the peak results are less than average limit, so not need to evaluate the average.

Standard:	FCC Part 15.407	Test Distance:	3 m
Test item:	Band edge		
Frequency:	5240 MHz		
Mode:	802.11a		
Ant.Polar.:	Horizontal		



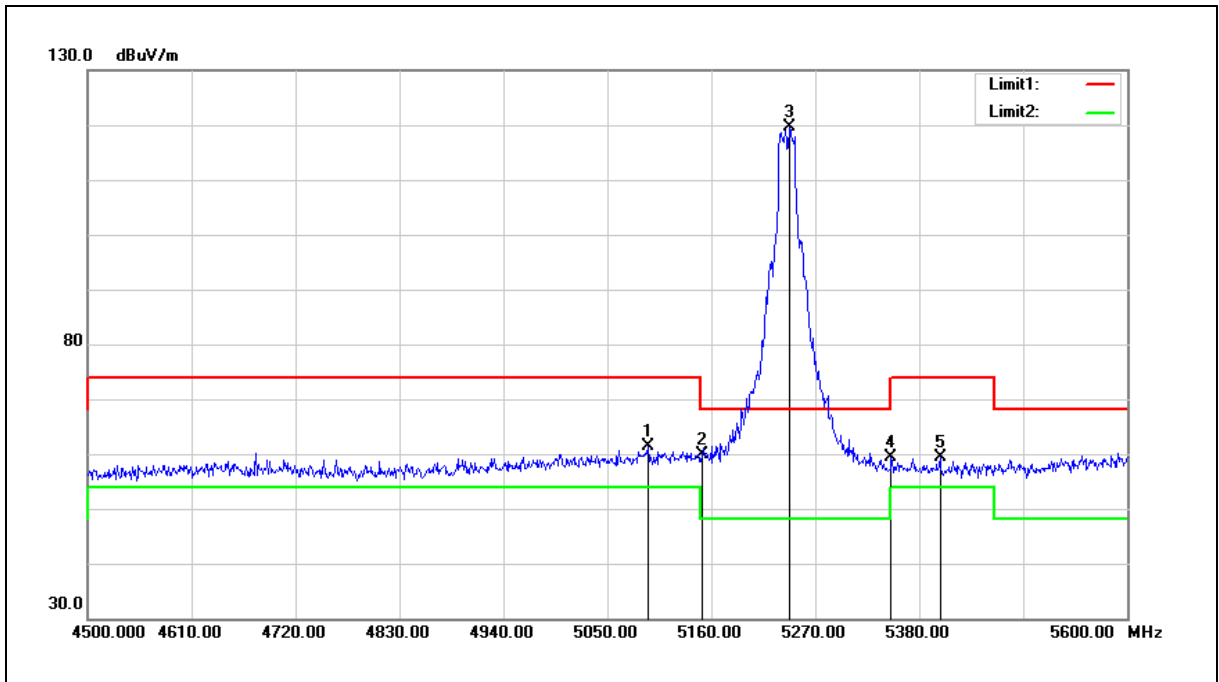
No.	Frequency (MHz)	Reading (dBuV)	Correct Factor (dB/m)	Result (dBuV/m)	Limit (dBuV/m)	Margin (dB)	Remark
1	5127.000	60.91	-0.13	60.78	74.00	-13.22	peak
2	5150.000	59.29	-0.08	59.21	74.00	-14.79	peak
3	5235.900	116.13	0.08	116.21	68.20	48.01	peak
4	5350.000	57.73	0.30	58.03	74.00	-15.97	peak
5	5361.300	59.01	0.31	59.32	74.00	-14.68	peak

Note: 1.Result (dBuV/m) = Correct Factor (dB/m) + Reading(dBuV).

2.Correction factor (dB/m) = Antenna Factor (dB/m) + Cable loss (dB) – Pre-Amplifier gain (dB).

3.When the peak results are less than average limit, so not need to evaluate the average.

Standard:	FCC Part 15.407	Test Distance:	3 m
Test item:	Band edge		
Frequency:	5240 MHz		
Mode:	802.11a		
Ant.Polar.:	Vertical		



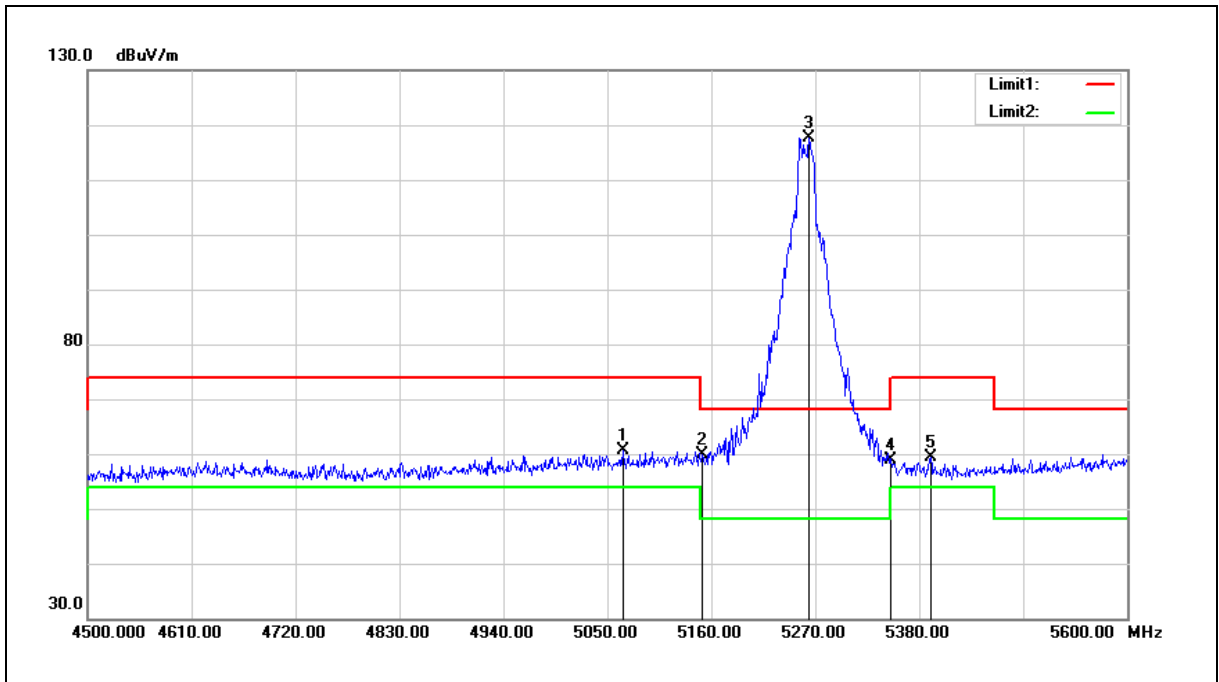
No.	Frequency (MHz)	Reading (dBuV)	Correct Factor (dB/m)	Result (dBuV/m)	Limit (dBuV/m)	Margin (dB)	Remark
1	5092.900	61.63	-0.19	61.44	74.00	-12.56	peak
2	5150.000	59.91	-0.08	59.83	74.00	-14.17	peak
3	5242.500	119.52	0.09	119.61	68.20	51.41	peak
4	5350.000	59.09	0.30	59.39	74.00	-14.61	peak
5	5402.000	58.99	0.39	59.38	74.00	-14.62	peak

Note: 1.Result (dBuV/m) = Correct Factor (dB/m) + Reading(dBuV).

2.Correction factor (dB/m) = Antenna Factor (dB/m) + Cable loss (dB) – Pre-Amplifier gain (dB).

3.When the peak results are less than average limit, so not need to evaluate the average.

Standard:	FCC Part 15.407	Test Distance:	3 m
Test item:	Band edge		
Frequency:	5260 MHz		
Mode:	802.11a		
Ant.Polar.:	Horizontal		



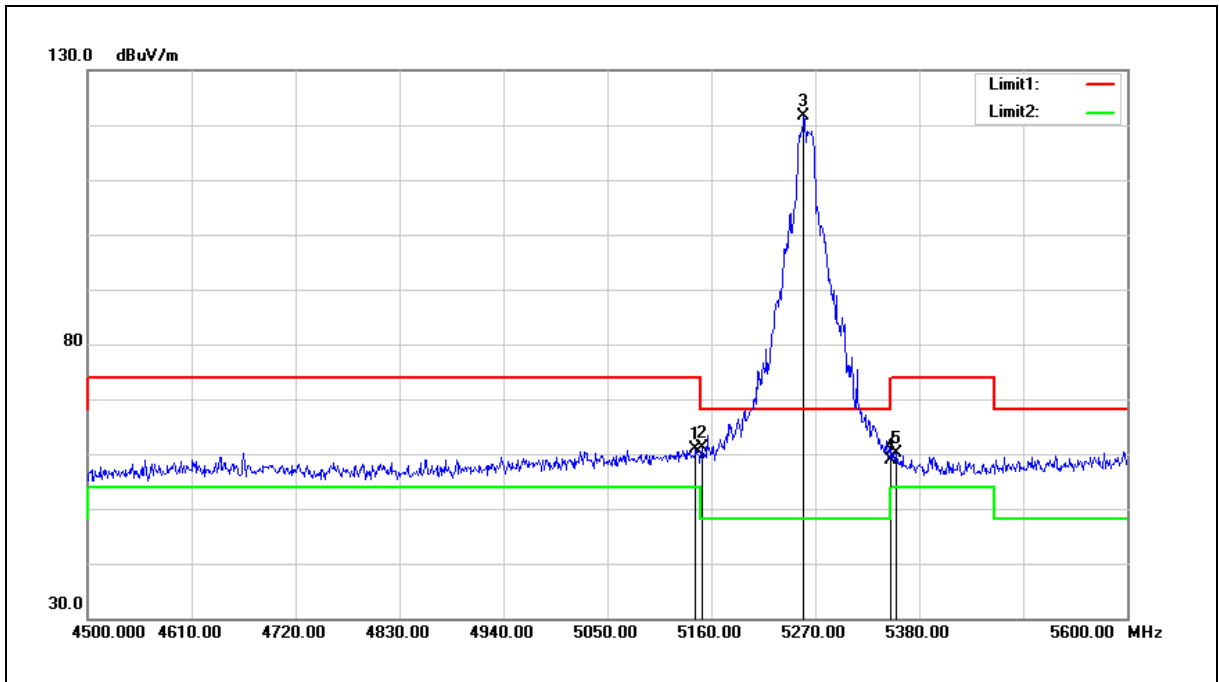
No.	Frequency (MHz)	Reading (dBuV)	Correct Factor (dB/m)	Result (dBuV/m)	Limit (dBuV/m)	Margin (dB)	Remark
1	5066.500	60.83	-0.24	60.59	74.00	-13.41	peak
2	5150.000	59.84	-0.08	59.76	74.00	-14.24	peak
3	5263.400	117.58	0.13	117.71	68.20	49.51	peak
4	5350.000	58.70	0.30	59.00	74.00	-15.00	peak
5	5392.100	58.93	0.37	59.30	74.00	-14.70	peak

Note: 1. Result (dBuV/m) = Correct Factor (dB/m) + Reading (dBuV).

2. Correction factor (dB/m) = Antenna Factor (dB/m) + Cable loss (dB) – Pre-Amplifier gain (dB).

3. When the peak results are less than average limit, so not need to evaluate the average.

Standard:	FCC Part 15.407	Test Distance:	3 m
Test item:	Band edge		
Frequency:	5260 MHz		
Mode:	802.11a		
Ant.Polar.:	Vertical		



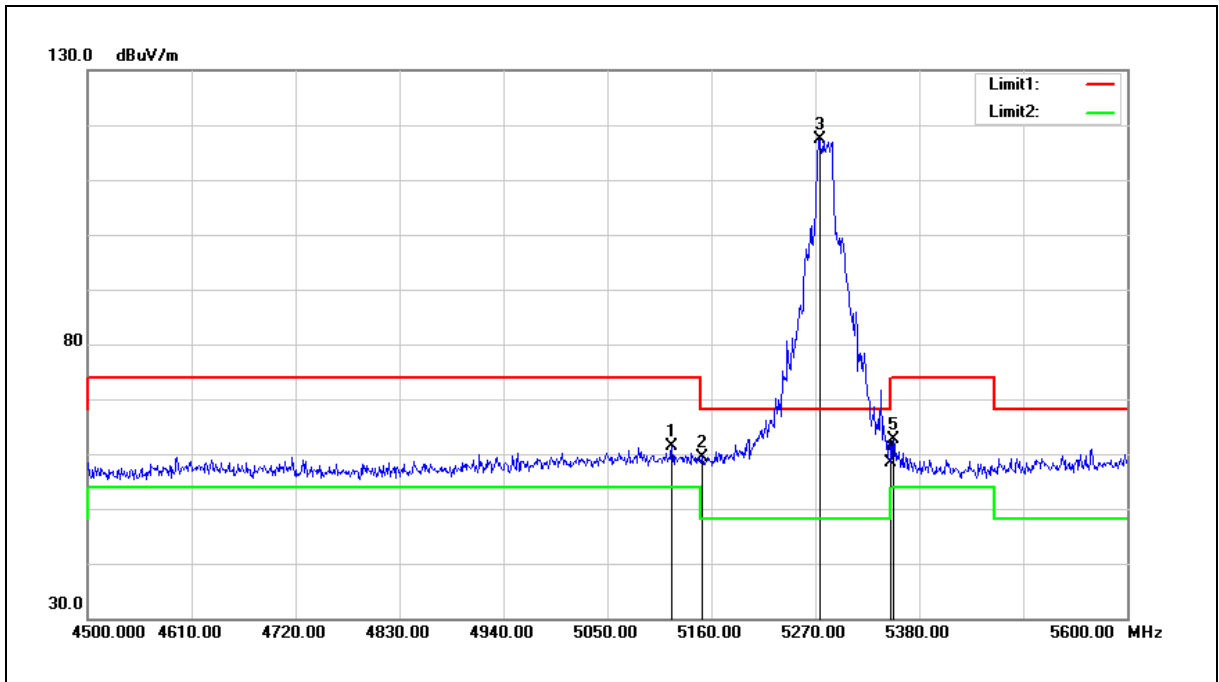
No.	Frequency (MHz)	Reading (dBuV)	Correct Factor (dB/m)	Result (dBuV/m)	Limit (dBuV/m)	Margin (dB)	Remark
1	5143.500	61.02	-0.10	60.92	74.00	-13.08	peak
2	5150.000	61.09	-0.08	61.01	74.00	-12.99	peak
3	5257.900	121.45	0.13	121.58	68.20	53.38	peak
4	5350.000	58.64	0.30	58.94	74.00	-15.06	peak
5	5355.800	59.79	0.30	60.09	74.00	-13.91	peak

Note: 1.Result (dBuV/m) = Correct Factor (dB/m) + Reading(dBuV).

2.Correction factor (dB/m) = Antenna Factor (dB/m) + Cable loss (dB) – Pre-Amplifier gain (dB).

3.When the peak results are less than average limit, so not need to evaluate the average.

Standard:	FCC Part 15.407	Test Distance:	3 m
Test item:	Band edge		
Frequency:	5280 MHz		
Mode:	802.11a		
Ant.Polar.:	Horizontal		



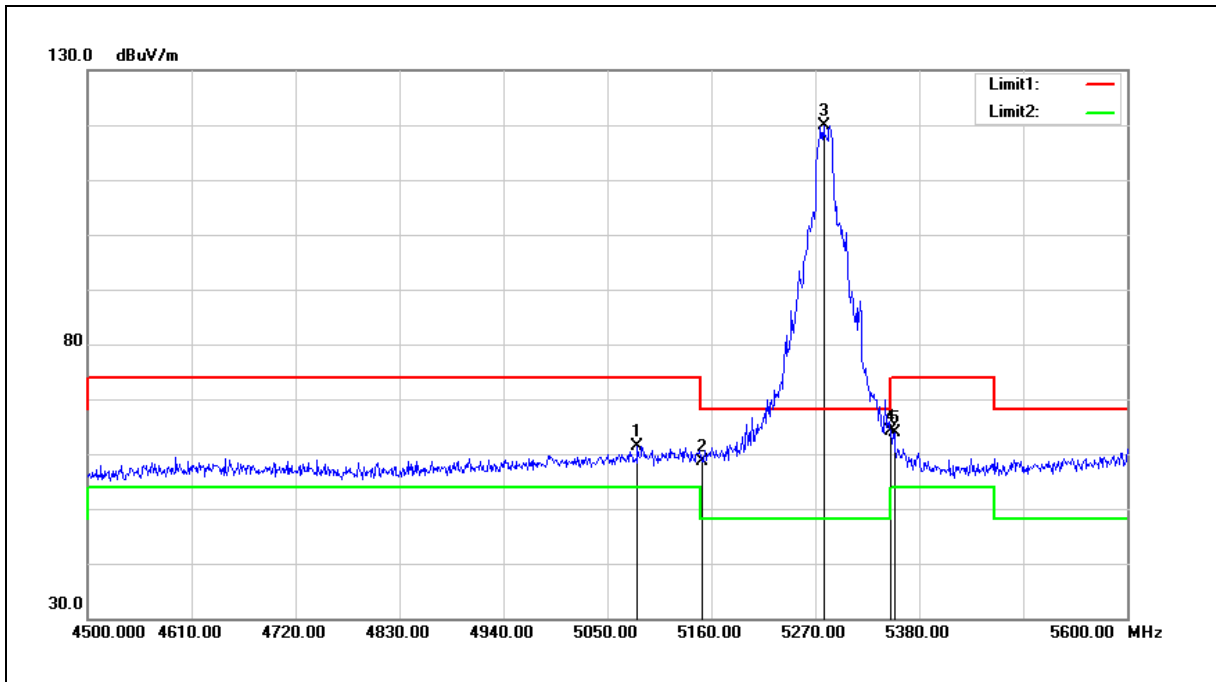
No.	Frequency (MHz)	Reading (dBuV)	Correct Factor (dB/m)	Result (dBuV/m)	Limit (dBuV/m)	Margin (dB)	Remark
1	5118.200	61.41	-0.14	61.27	74.00	-12.73	peak
2	5150.000	59.58	-0.08	59.50	74.00	-14.50	peak
3	5274.400	117.32	0.15	117.47	68.20	49.27	peak
4	5350.000	58.19	0.30	58.49	74.00	-15.51	peak
5	5352.500	62.33	0.30	62.63	74.00	-11.37	peak

Note: 1.Result (dBuV/m) = Correct Factor (dB/m) + Reading(dBuV).

2.Correction factor (dB/m) = Antenna Factor (dB/m) + Cable loss (dB) – Pre-Amplifier gain (dB).

3.When the peak results are less than average limit, so not need to evaluate the average.

Standard:	FCC Part 15.407	Test Distance:	3 m
Test item:	Band edge		
Frequency:	5280 MHz		
Mode:	802.11a		
Ant.Polar.:	Vertical		



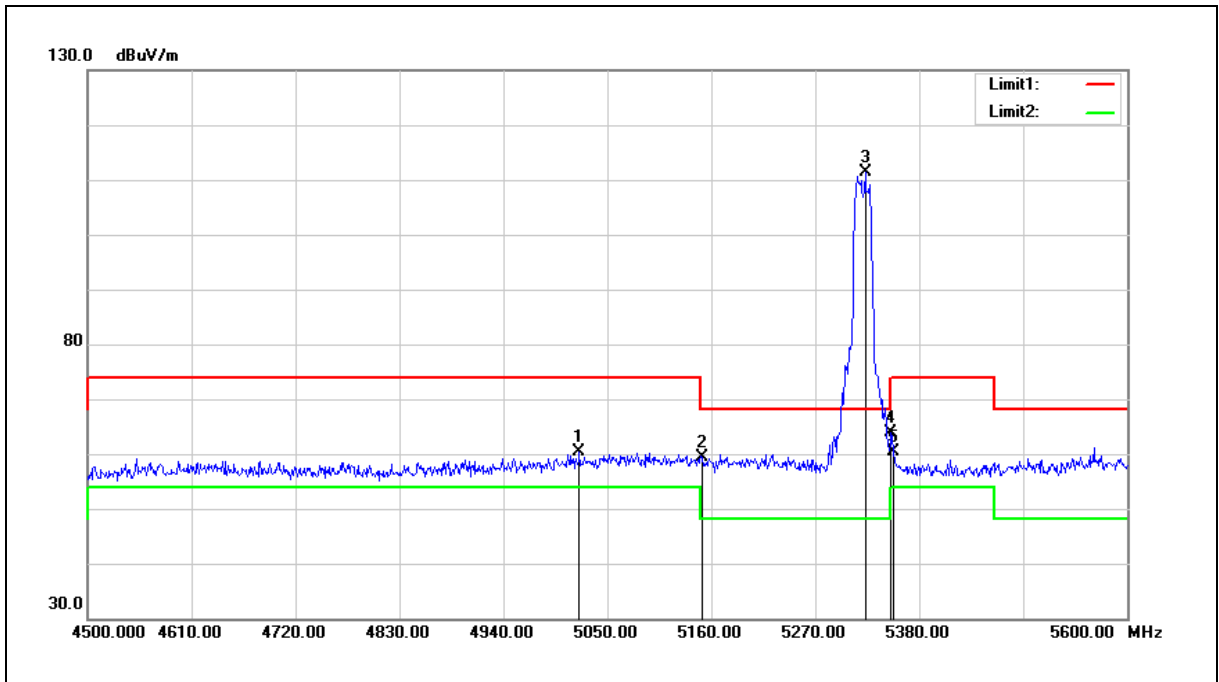
No.	Frequency (MHz)	Reading (dBuV)	Correct Factor (dB/m)	Result (dBuV/m)	Limit (dBuV/m)	Margin (dB)	Remark
1	5081.900	61.59	-0.20	61.39	74.00	-12.61	peak
2	5150.000	58.76	-0.08	58.68	74.00	-15.32	peak
3	5278.800	119.67	0.15	119.82	68.20	51.62	peak
4	5350.000	63.78	0.30	64.08	74.00	-9.92	peak
5	5353.600	63.47	0.30	63.77	74.00	-10.23	peak

Note: 1. Result (dBuV/m) = Correct Factor (dB/m) + Reading (dBuV).

2. Correction factor (dB/m) = Antenna Factor (dB/m) + Cable loss (dB) – Pre-Amplifier gain (dB).

3. When the peak results are less than average limit, so not need to evaluate the average.

Standard:	FCC Part 15.407	Test Distance:	3 m
Test item:	Band edge		
Frequency:	5320 MHz		
Mode:	802.11a		
Ant.Polar.:	Horizontal		



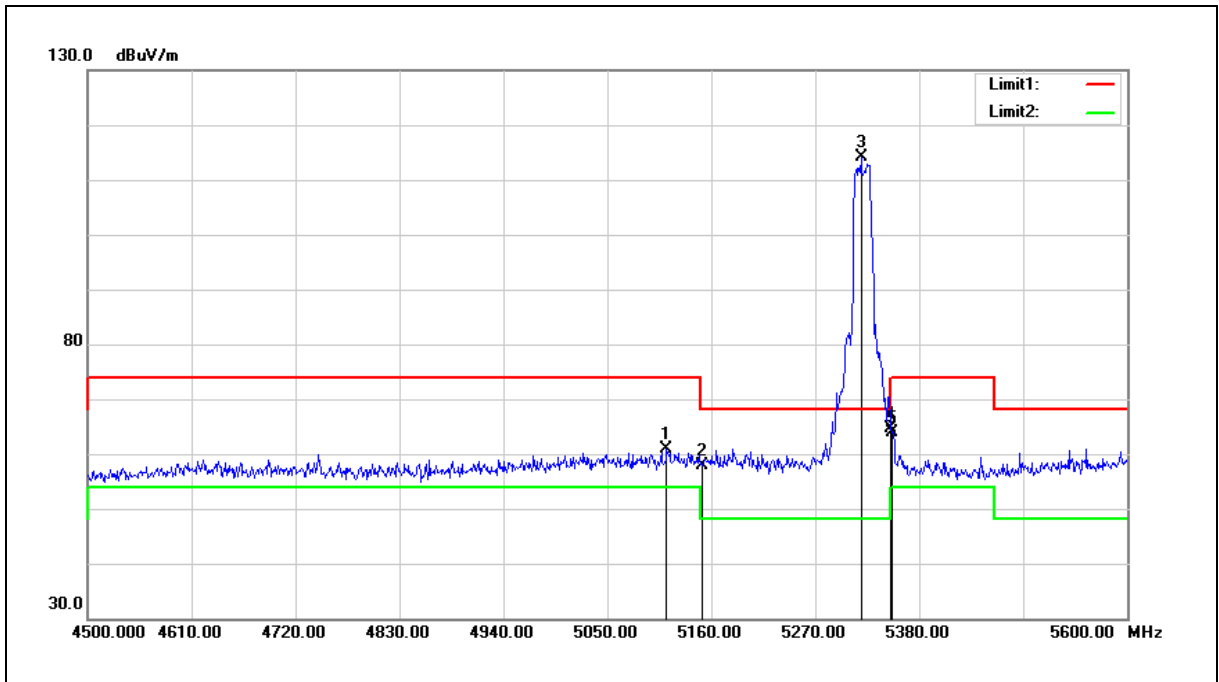
No.	Frequency (MHz)	Reading (dBuV)	Correct Factor (dB/m)	Result (dBuV/m)	Limit (dBuV/m)	Margin (dB)	Remark
1	5020.300	60.64	-0.32	60.32	74.00	-13.68	peak
2	5150.000	59.52	-0.08	59.44	74.00	-14.56	peak
3	5322.800	111.14	0.25	111.39	68.20	43.19	peak
4	5350.000	63.48	0.30	63.78	74.00	-10.22	peak
5	5352.500	60.15	0.30	60.45	74.00	-13.55	peak

Note: 1.Result (dBuV/m) = Correct Factor (dB/m) + Reading(dBuV).

2.Correction factor (dB/m) = Antenna Factor (dB/m) + Cable loss (dB) – Pre-Amplifier gain (dB).

3.When the peak results are less than average limit, so not need to evaluate the average.

Standard:	FCC Part 15.407	Test Distance:	3 m
Test item:	Band edge		
Frequency:	5320 MHz		
Mode:	802.11a		
Ant.Polar.:	Vertical		



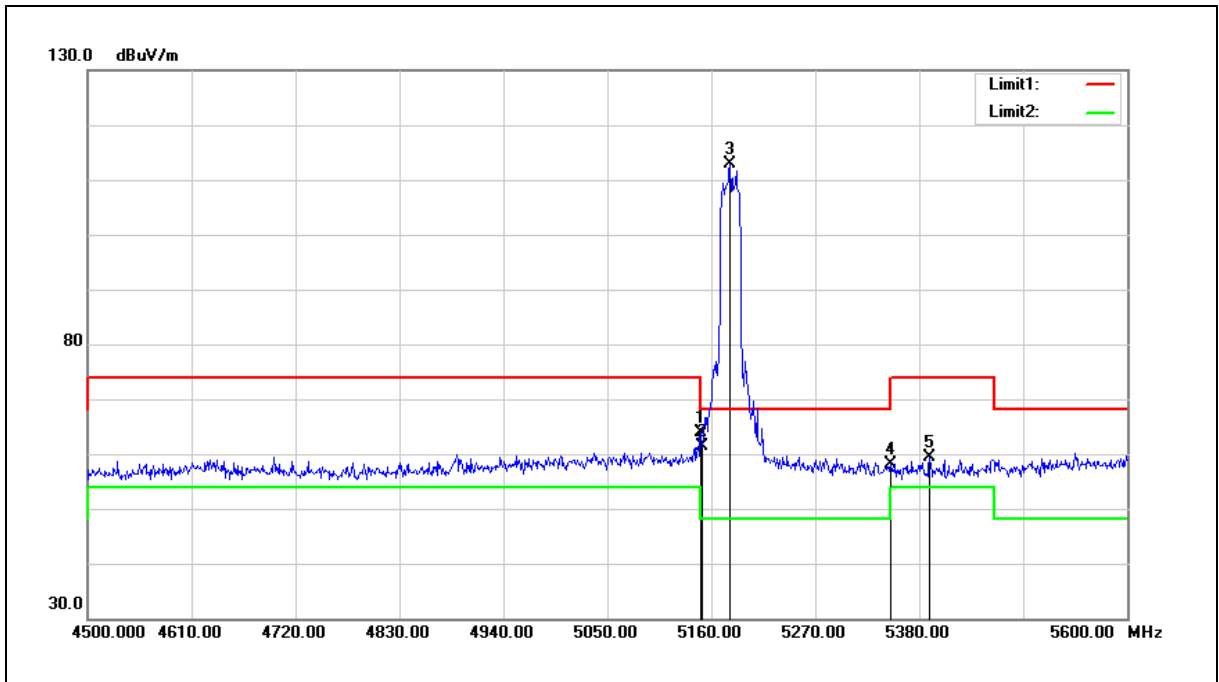
No.	Frequency (MHz)	Reading (dBuV)	Correct Factor (dB/m)	Result (dBuV/m)	Limit (dBuV/m)	Margin (dB)	Remark
1	5112.700	61.02	-0.15	60.87	74.00	-13.13	peak
2	5150.000	57.96	-0.08	57.88	74.00	-16.12	peak
3	5318.400	113.96	0.23	114.19	68.20	45.99	peak
4	5350.000	64.24	0.30	64.54	74.00	-9.46	peak
5	5351.400	63.49	0.30	63.79	74.00	-10.21	peak

Note: 1.Result (dBuV/m) = Correct Factor (dB/m) + Reading(dBuV).

2.Correction factor (dB/m) = Antenna Factor (dB/m) + Cable loss (dB) – Pre-Amplifier gain (dB).

3.When the peak results are less than average limit, so not need to evaluate the average.

Standard:	FCC Part 15.407	Test Distance:	3 m
Test item:	Band edge		
Frequency:	5180 MHz		
Mode:	802.11ax HE20		
Ant.Polar.:	Horizontal		



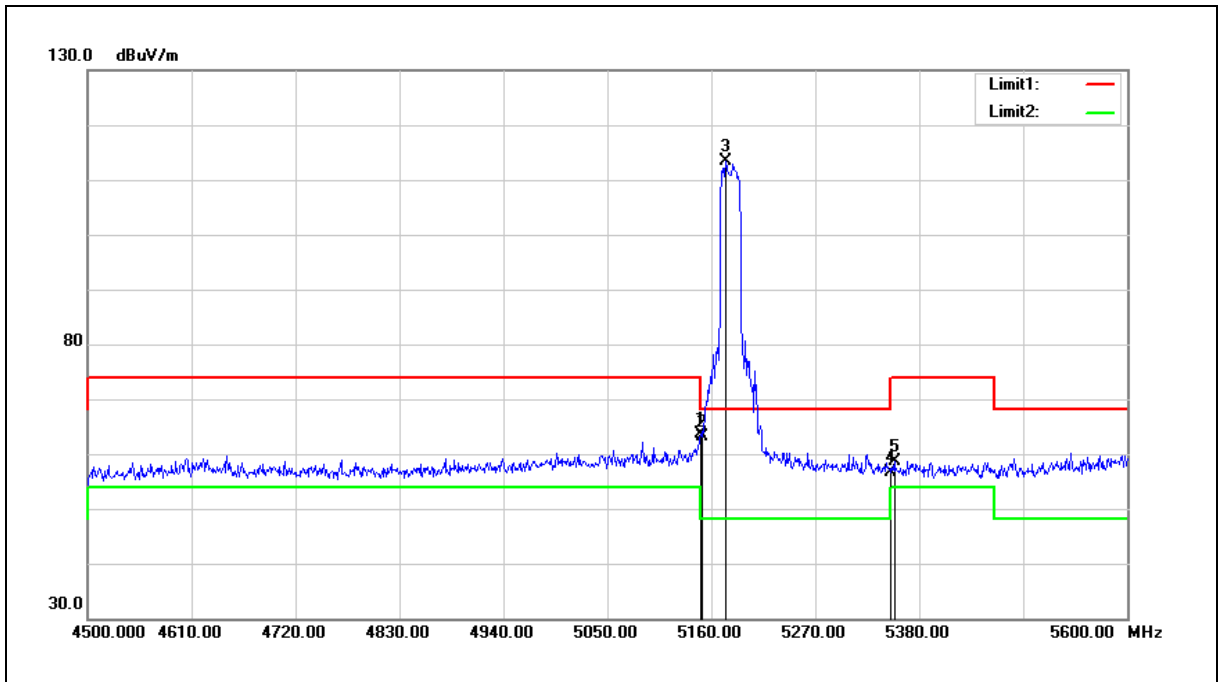
No.	Frequency (MHz)	Reading (dBuV)	Correct Factor (dB/m)	Result (dBuV/m)	Limit (dBuV/m)	Margin (dB)	Remark
1	5149.000	63.97	-0.08	63.89	74.00	-10.11	peak
2	5150.000	61.55	-0.08	61.47	74.00	-12.53	peak
3	5179.800	112.92	-0.03	112.89	68.20	44.69	peak
4	5350.000	57.80	0.30	58.10	74.00	-15.90	peak
5	5391.000	59.01	0.37	59.38	74.00	-14.62	peak

Note: 1.Result (dBuV/m) = Correct Factor (dB/m) + Reading(dBuV).

2.Correction factor (dB/m) = Antenna Factor (dB/m) + Cable loss (dB) – Pre-Amplifier gain (dB).

3.When the peak results are less than average limit, so not need to evaluate the average.

Standard:	FCC Part 15.407	Test Distance:	3 m
Test item:	Band edge		
Frequency:	5180 MHz		
Mode:	802.11ax HE20		
Ant.Polar.:	Vertical		



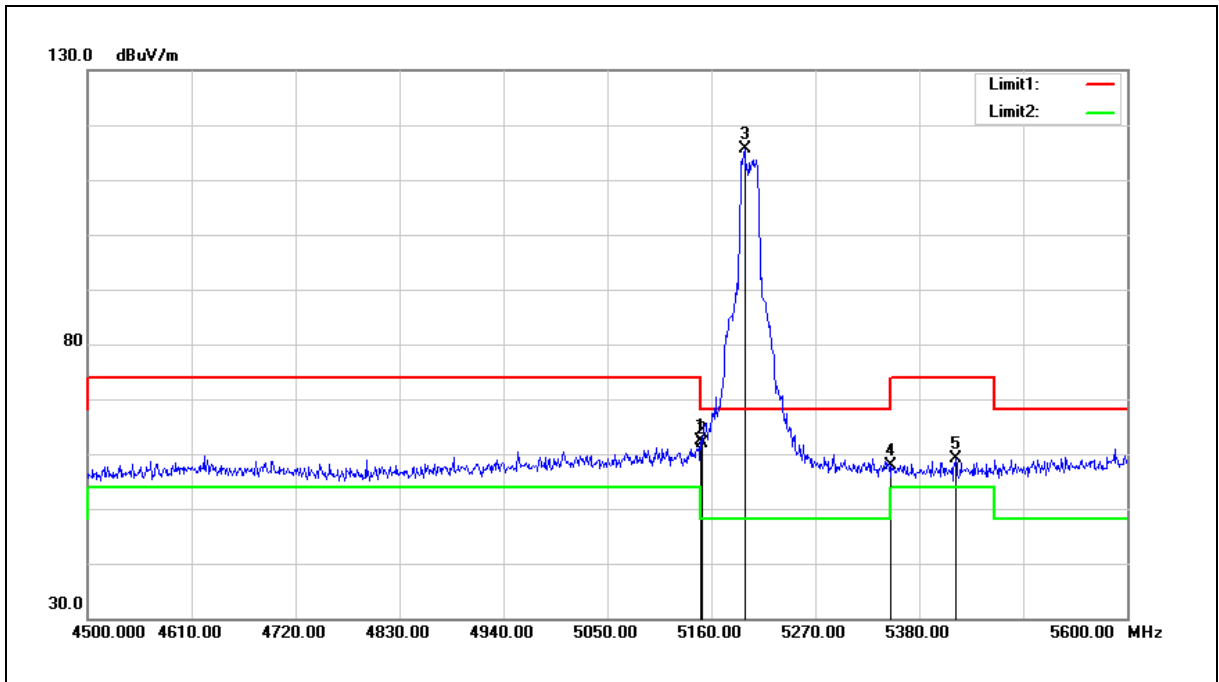
No.	Frequency (MHz)	Reading (dBuV)	Correct Factor (dB/m)	Result (dBuV/m)	Limit (dBuV/m)	Margin (dB)	Remark
1	5149.000	63.77	-0.08	63.69	74.00	-10.31	peak
2	5150.000	63.09	-0.08	63.01	74.00	-10.99	peak
3	5175.400	113.42	-0.03	113.39	68.20	45.19	peak
4	5350.000	56.22	0.30	56.52	74.00	-17.48	peak
5	5353.600	58.32	0.30	58.62	74.00	-15.38	peak

Note: 1. Result (dBuV/m) = Correct Factor (dB/m) + Reading (dBuV).

2. Correction factor (dB/m) = Antenna Factor (dB/m) + Cable loss (dB) – Pre-Amplifier gain (dB).

3. When the peak results are less than average limit, so not need to evaluate the average.

Standard:	FCC Part 15.407	Test Distance:	3 m
Test item:	Band edge		
Frequency:	5200 MHz		
Mode:	802.11ax HE20		
Ant.Polar.:	Horizontal		



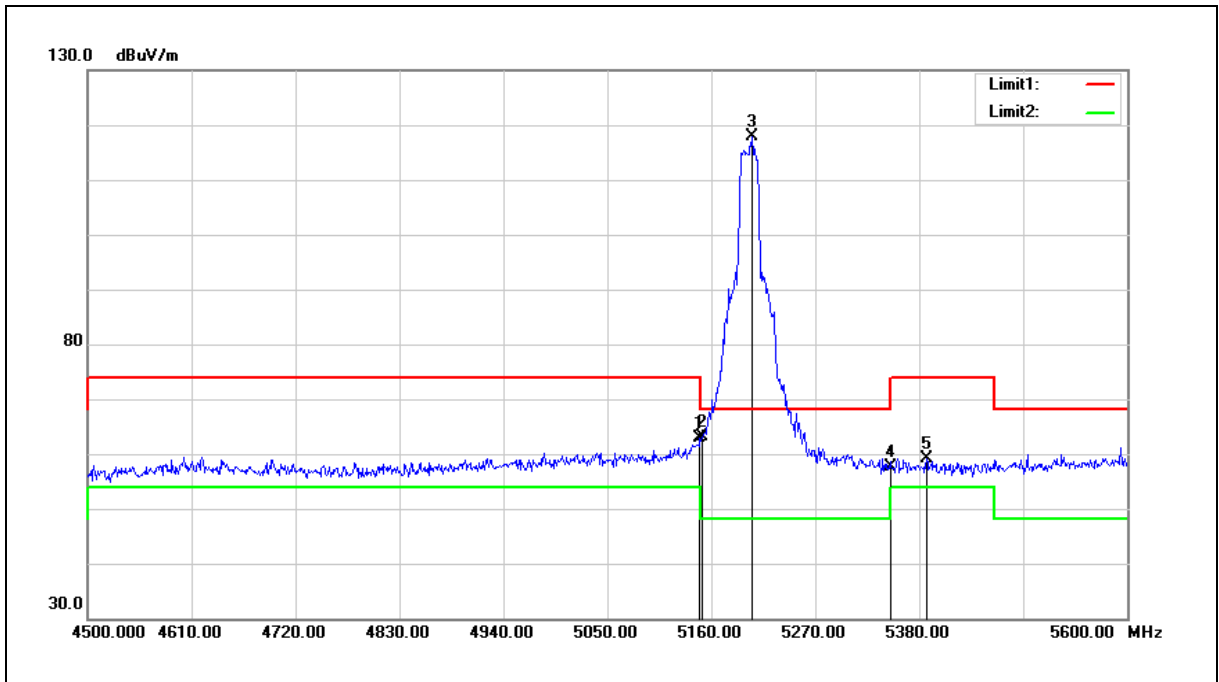
No.	Frequency (MHz)	Reading (dBuV)	Correct Factor (dB/m)	Result (dBuV/m)	Limit (dBuV/m)	Margin (dB)	Remark
1	5149.000	62.35	-0.08	62.27	74.00	-11.73	peak
2	5150.000	61.95	-0.08	61.87	74.00	-12.13	peak
3	5195.200	115.67	0.01	115.68	68.20	47.48	peak
4	5350.000	57.66	0.30	57.96	74.00	-16.04	peak
5	5418.500	58.62	0.42	59.04	74.00	-14.96	peak

Note: 1. Result (dBuV/m) = Correct Factor (dB/m) + Reading (dBuV).

2. Correction factor (dB/m) = Antenna Factor (dB/m) + Cable loss (dB) – Pre-Amplifier gain (dB).

3. When the peak results are less than average limit, so not need to evaluate the average.

Standard:	FCC Part 15.407	Test Distance:	3 m
Test item:	Band edge		
Frequency:	5200 MHz		
Mode:	802.11ax HE20		
Ant.Polar.:	Vertical		



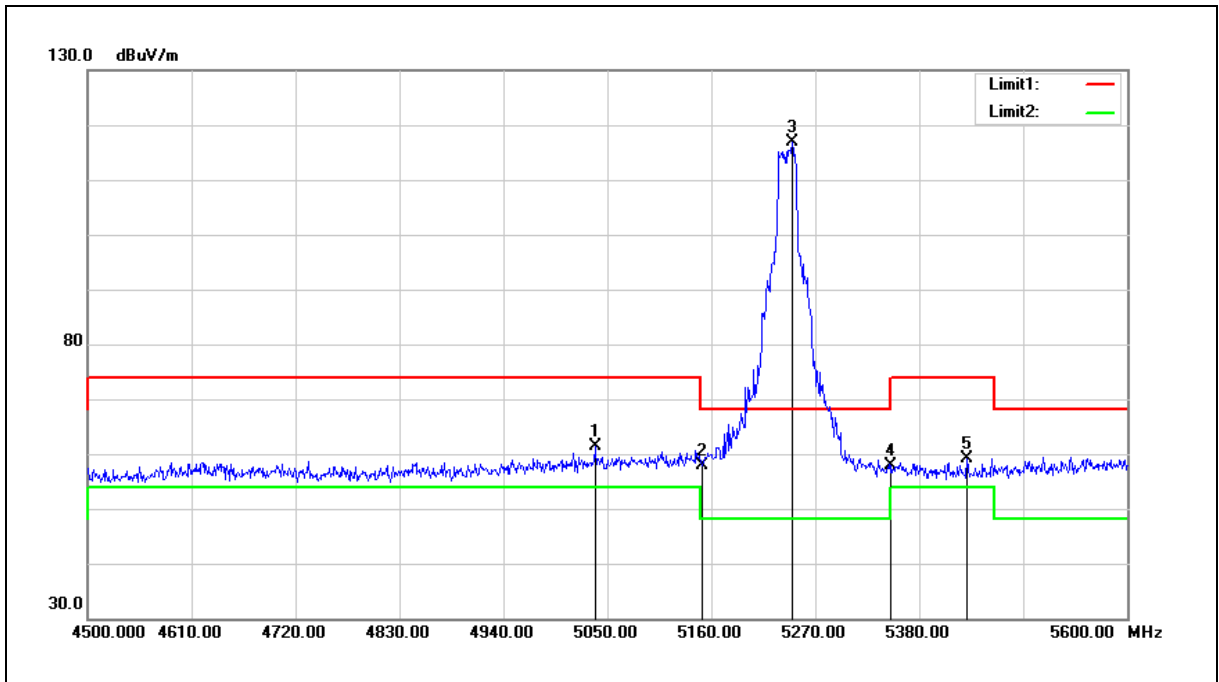
No.	Frequency (MHz)	Reading (dBuV)	Correct Factor (dB/m)	Result (dBuV/m)	Limit (dBuV/m)	Margin (dB)	Remark
1	5147.900	62.88	-0.08	62.80	74.00	-11.20	peak
2	5150.000	63.32	-0.08	63.24	74.00	-10.76	peak
3	5202.900	117.89	0.02	117.91	68.20	49.71	peak
4	5350.000	57.26	0.30	57.56	74.00	-16.44	peak
5	5387.700	58.74	0.36	59.10	74.00	-14.90	peak

Note: 1. Result (dBuV/m) = Correct Factor (dB/m) + Reading (dBuV).

2. Correction factor (dB/m) = Antenna Factor (dB/m) + Cable loss (dB) – Pre-Amplifier gain (dB).

3. When the peak results are less than average limit, so not need to evaluate the average.

Standard:	FCC Part 15.407	Test Distance:	3 m
Test item:	Band edge		
Frequency:	5240 MHz		
Mode:	802.11ax HE20		
Ant.Polar.:	Horizontal		



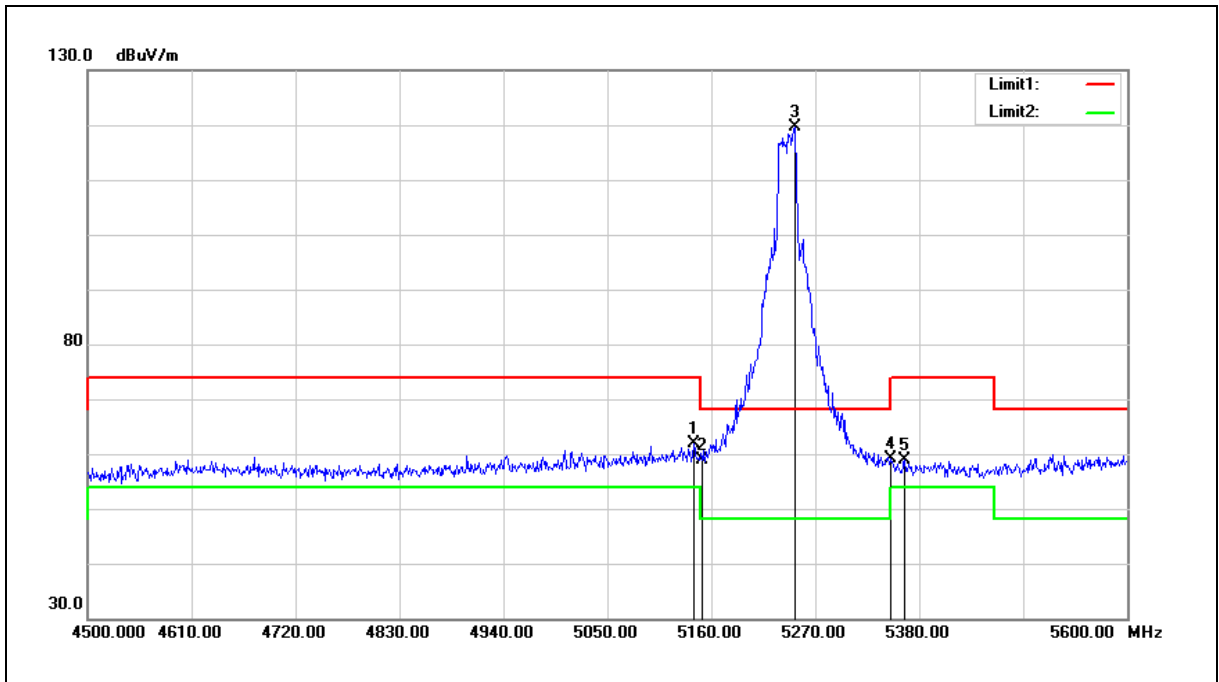
No.	Frequency (MHz)	Reading (dBuV)	Correct Factor (dB/m)	Result (dBuV/m)	Limit (dBuV/m)	Margin (dB)	Remark
1	5036.800	61.58	-0.29	61.29	74.00	-12.71	peak
2	5150.000	58.07	-0.08	57.99	74.00	-16.01	peak
3	5245.800	116.85	0.10	116.95	68.20	48.75	peak
4	5350.000	57.69	0.30	57.99	74.00	-16.01	peak
5	5430.600	58.58	0.44	59.02	74.00	-14.98	peak

Note: 1.Result (dBuV/m) = Correct Factor (dB/m) + Reading(dBuV).

2.Correction factor (dB/m) = Antenna Factor (dB/m) + Cable loss (dB) – Pre-Amplifier gain (dB).

3.When the peak results are less than average limit, so not need to evaluate the average.

Standard:	FCC Part 15.407	Test Distance:	3 m
Test item:	Band edge		
Frequency:	5240 MHz		
Mode:	802.11ax HE20		
Ant.Polar.:	Vertical		



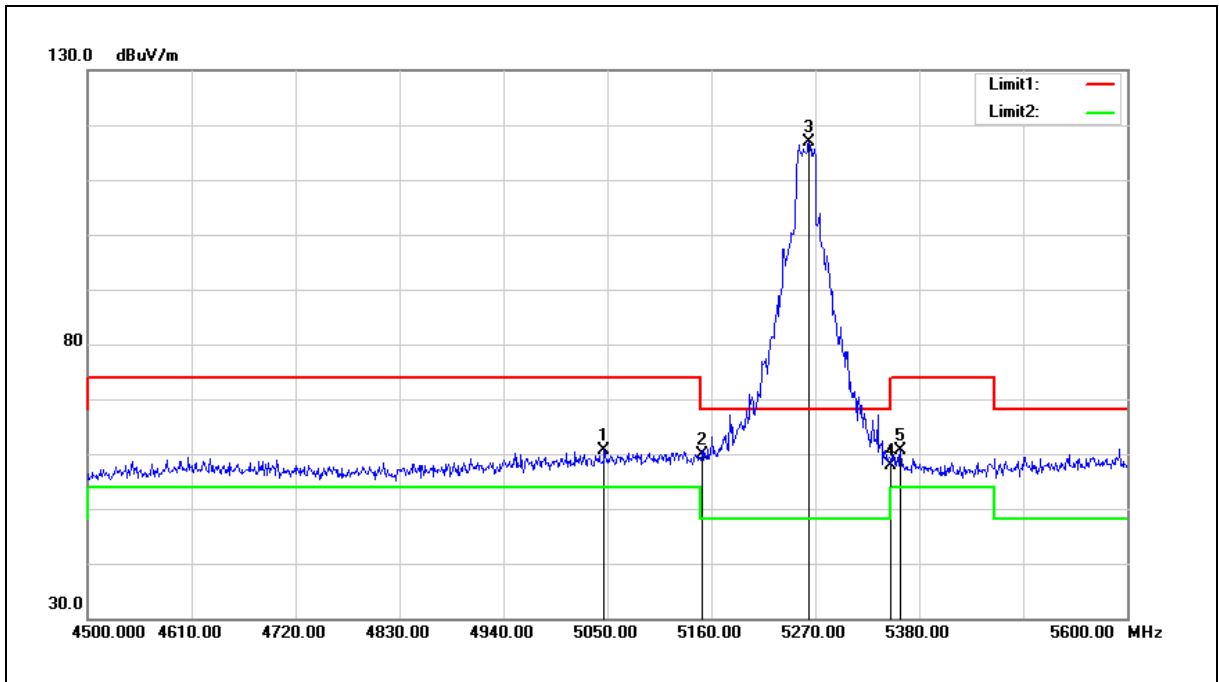
No.	Frequency (MHz)	Reading (dBuV)	Correct Factor (dB/m)	Result (dBuV/m)	Limit (dBuV/m)	Margin (dB)	Remark
1	5141.300	61.99	-0.10	61.89	74.00	-12.11	peak
2	5150.000	59.07	-0.08	58.99	74.00	-15.01	peak
3	5248.000	119.45	0.10	119.55	68.20	51.35	peak
4	5350.000	58.85	0.30	59.15	74.00	-14.85	peak
5	5364.600	58.59	0.32	58.91	74.00	-15.09	peak

Note: 1.Result (dBuV/m) = Correct Factor (dB/m) + Reading(dBuV).

2.Correction factor (dB/m) = Antenna Factor (dB/m) + Cable loss (dB) – Pre-Amplifier gain (dB).

3.When the peak results are less than average limit, so not need to evaluate the average.

Standard:	FCC Part 15.407	Test Distance:	3 m
Test item:	Band edge		
Frequency:	5260 MHz		
Mode:	802.11ax HE20		
Ant.Polar.:	Horizontal		



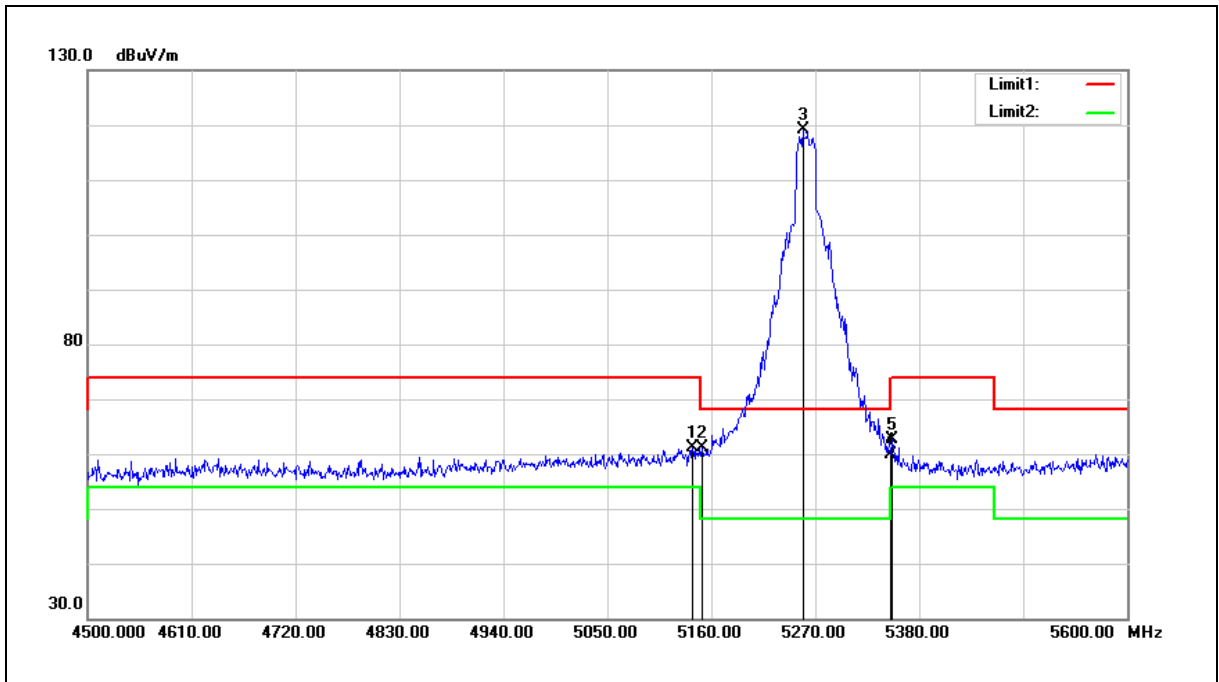
No.	Frequency (MHz)	Reading (dBuV)	Correct Factor (dB/m)	Result (dBuV/m)	Limit (dBuV/m)	Margin (dB)	Remark
1	5046.700	61.02	-0.27	60.75	74.00	-13.25	peak
2	5150.000	60.05	-0.08	59.97	74.00	-14.03	peak
3	5263.400	116.74	0.13	116.87	68.20	48.67	peak
4	5350.000	57.62	0.30	57.92	74.00	-16.08	peak
5	5360.200	60.32	0.31	60.63	74.00	-13.37	peak

Note: 1. Result (dBuV/m) = Correct Factor (dB/m) + Reading (dBuV).

2. Correction factor (dB/m) = Antenna Factor (dB/m) + Cable loss (dB) – Pre-Amplifier gain (dB).

3. When the peak results are less than average limit, so not need to evaluate the average.

Standard:	FCC Part 15.407	Test Distance:	3 m
Test item:	Band edge		
Frequency:	5260 MHz		
Mode:	802.11ax HE20		
Ant.Polar.:	Vertical		



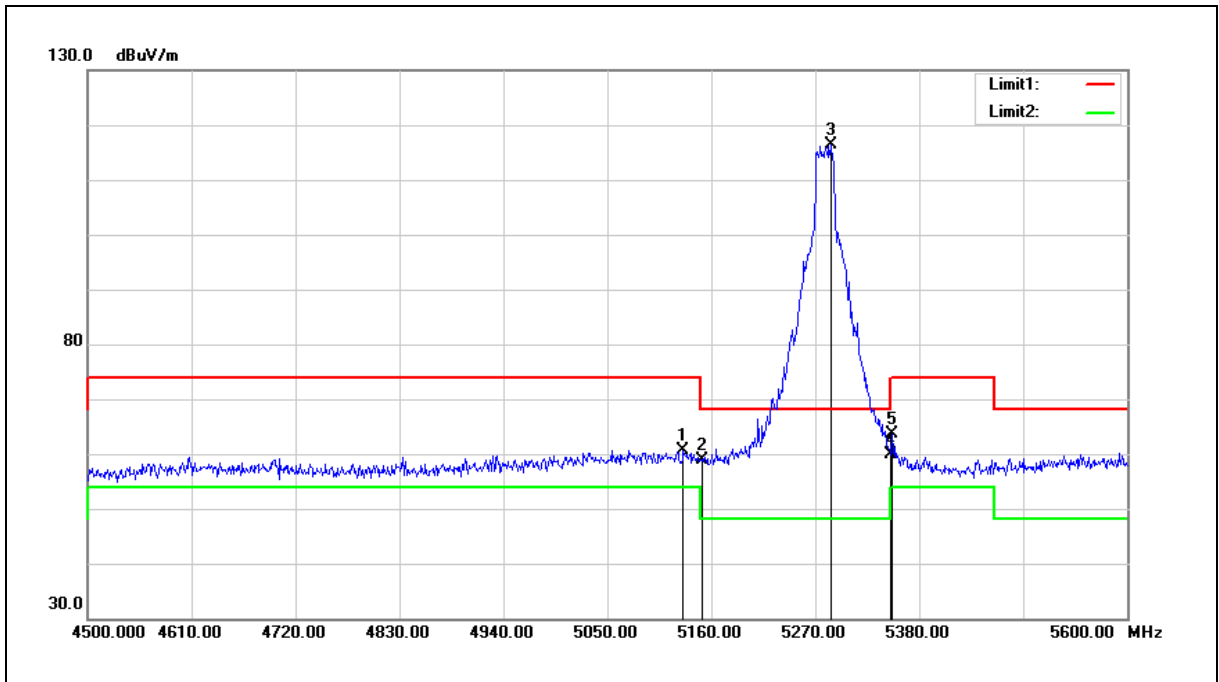
No.	Frequency (MHz)	Reading (dBuV)	Correct Factor (dB/m)	Result (dBuV/m)	Limit (dBuV/m)	Margin (dB)	Remark
1	5140.200	61.26	-0.10	61.16	74.00	-12.84	peak
2	5150.000	61.33	-0.08	61.25	74.00	-12.75	peak
3	5256.800	118.98	0.13	119.11	68.20	50.91	peak
4	5350.000	59.52	0.30	59.82	74.00	-14.18	peak
5	5351.400	62.35	0.30	62.65	74.00	-11.35	peak

Note: 1.Result (dBuV/m) = Correct Factor (dB/m) + Reading(dBuV).

2.Correction factor (dB/m) = Antenna Factor (dB/m) + Cable loss (dB) – Pre-Amplifier gain (dB).

3.When the peak results are less than average limit, so not need to evaluate the average.

Standard:	FCC Part 15.407	Test Distance:	3 m
Test item:	Band edge		
Frequency:	5280 MHz		
Mode:	802.11ax HE20		
Ant.Polar.:	Horizontal		



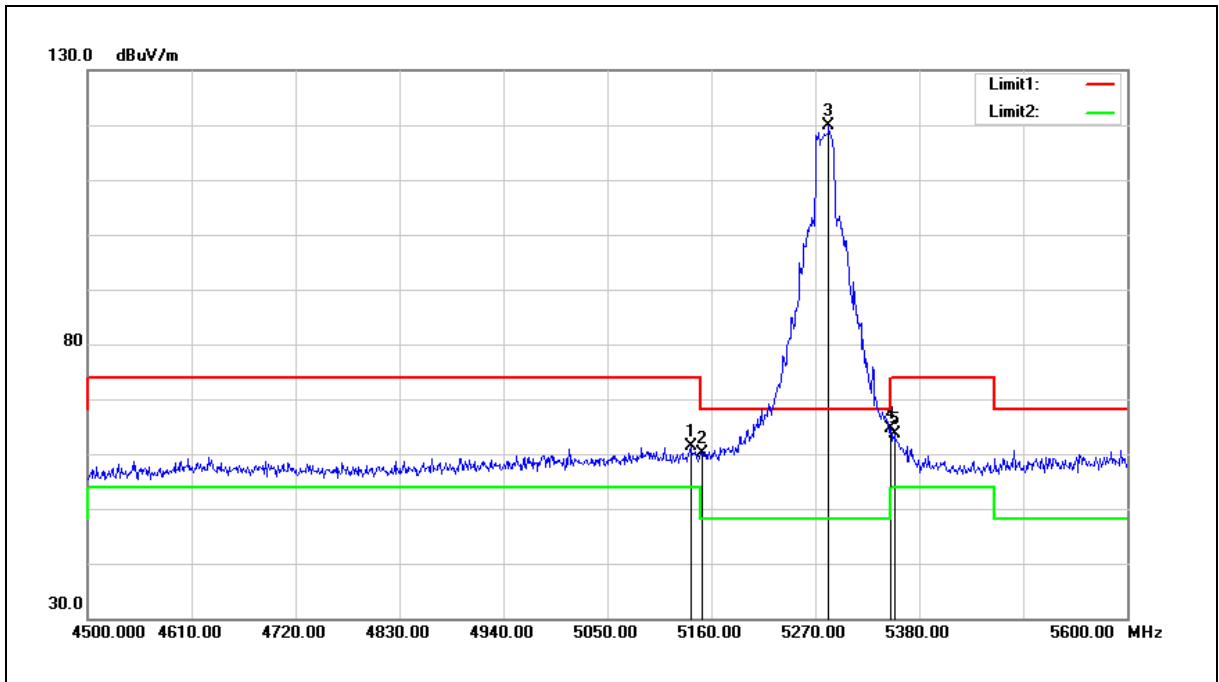
No.	Frequency (MHz)	Reading (dBuV)	Correct Factor (dB/m)	Result (dBuV/m)	Limit (dBuV/m)	Margin (dB)	Remark
1	5130.300	60.76	-0.12	60.64	74.00	-13.36	peak
2	5150.000	58.85	-0.08	58.77	74.00	-15.23	peak
3	5286.500	116.08	0.18	116.26	68.20	48.06	peak
4	5350.000	59.54	0.30	59.84	74.00	-14.16	peak
5	5351.400	63.22	0.30	63.52	74.00	-10.48	peak

Note: 1.Result (dBuV/m) = Correct Factor (dB/m) + Reading(dBuV).

2.Correction factor (dB/m) = Antenna Factor (dB/m) + Cable loss (dB) – Pre-Amplifier gain (dB).

3.When the peak results are less than average limit, so not need to evaluate the average.

Standard:	FCC Part 15.407	Test Distance:	3 m
Test item:	Band edge		
Frequency:	5280 MHz		
Mode:	802.11ax HE20		
Ant.Polar.:	Vertical		



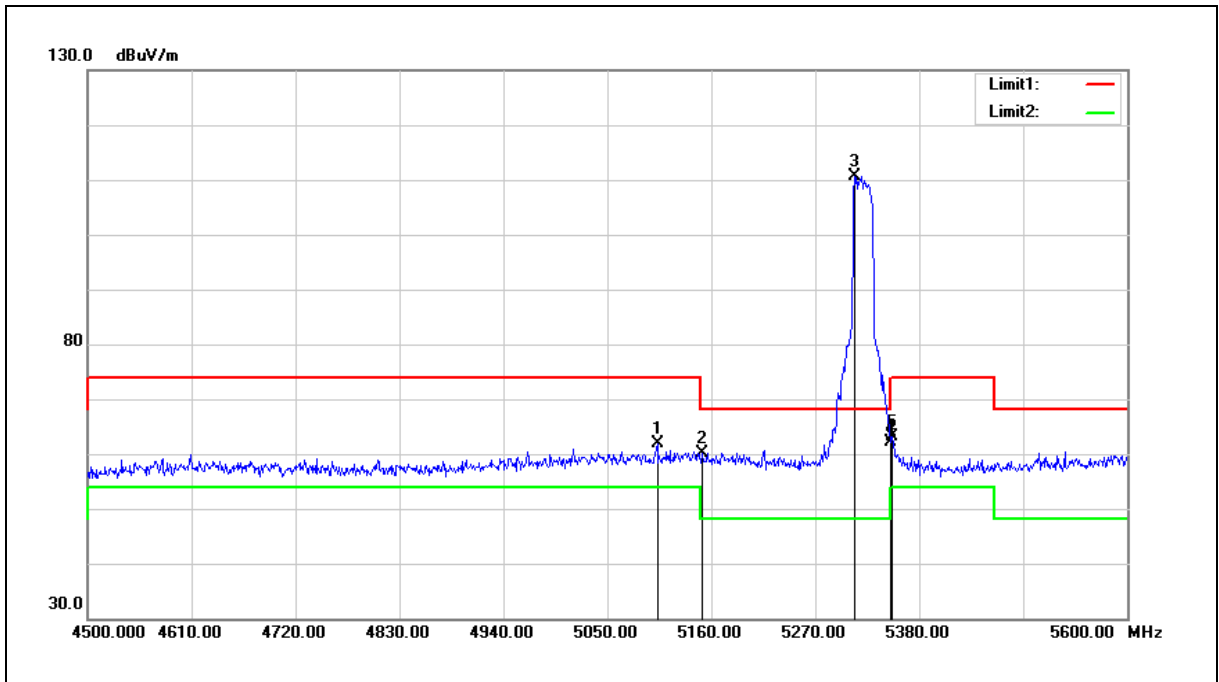
No.	Frequency (MHz)	Reading (dBuV)	Correct Factor (dB/m)	Result (dBuV/m)	Limit (dBuV/m)	Margin (dB)	Remark
1	5138.000	61.38	-0.10	61.28	74.00	-12.72	peak
2	5150.000	60.28	-0.08	60.20	74.00	-13.80	peak
3	5284.300	119.58	0.18	119.76	68.20	51.56	peak
4	5350.000	64.34	0.30	64.64	74.00	-9.36	peak
5	5353.600	63.28	0.30	63.58	74.00	-10.42	peak

Note: 1.Result (dBuV/m) = Correct Factor (dB/m) + Reading(dBuV).

2.Correction factor (dB/m) = Antenna Factor (dB/m) + Cable loss (dB) – Pre-Amplifier gain (dB).

3.When the peak results are less than average limit, so not need to evaluate the average.

Standard:	FCC Part 15.407	Test Distance:	3 m
Test item:	Band edge		
Frequency:	5320 MHz		
Mode:	802.11ax HE20		
Ant.Polar.:	Horizontal		



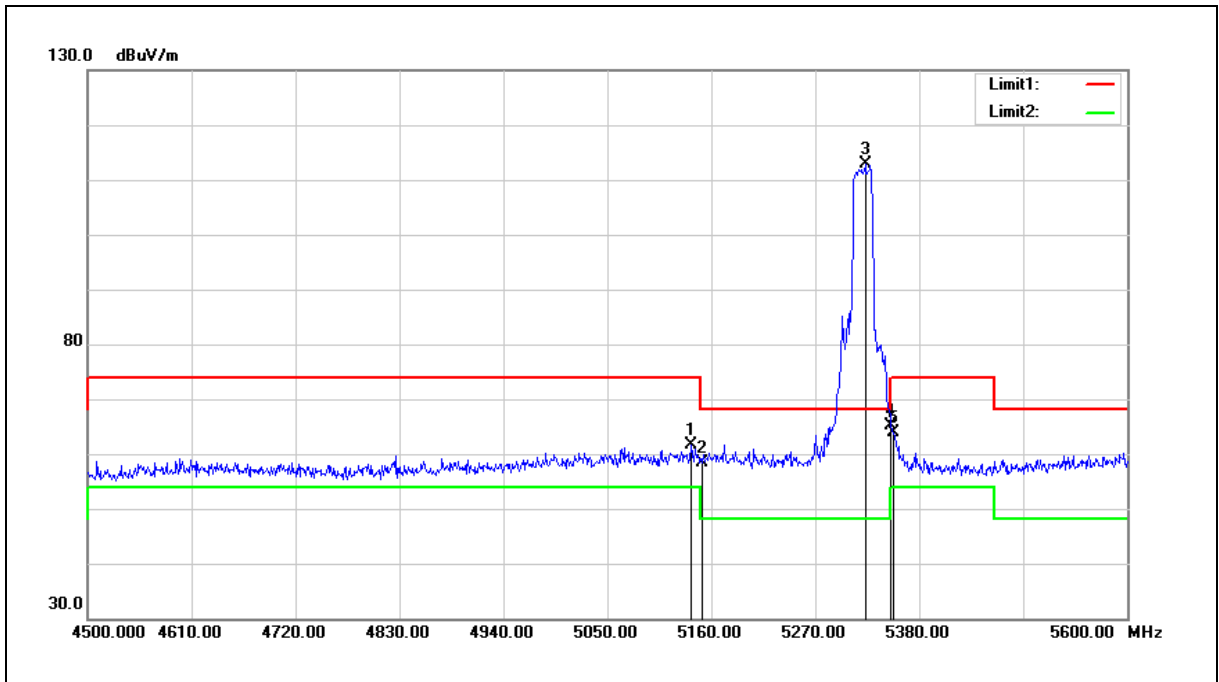
No.	Frequency (MHz)	Reading (dBuV)	Correct Factor (dB/m)	Result (dBuV/m)	Limit (dBuV/m)	Margin (dB)	Remark
1	5102.800	62.15	-0.17	61.98	74.00	-12.02	peak
2	5150.000	60.27	-0.08	60.19	74.00	-13.81	peak
3	5311.800	110.43	0.23	110.66	68.20	42.46	peak
4	5350.000	61.89	0.30	62.19	74.00	-11.81	peak
5	5351.400	62.84	0.30	63.14	74.00	-10.86	peak

Note: 1. Result (dBuV/m) = Correct Factor (dB/m) + Reading (dBuV).

2. Correction factor (dB/m) = Antenna Factor (dB/m) + Cable loss (dB) – Pre-Amplifier gain (dB).

3. When the peak results are less than average limit, so not need to evaluate the average.

Standard:	FCC Part 15.407	Test Distance:	3 m
Test item:	Band edge		
Frequency:	5320 MHz		
Mode:	802.11ax HE20		
Ant.Polar.:	Vertical		



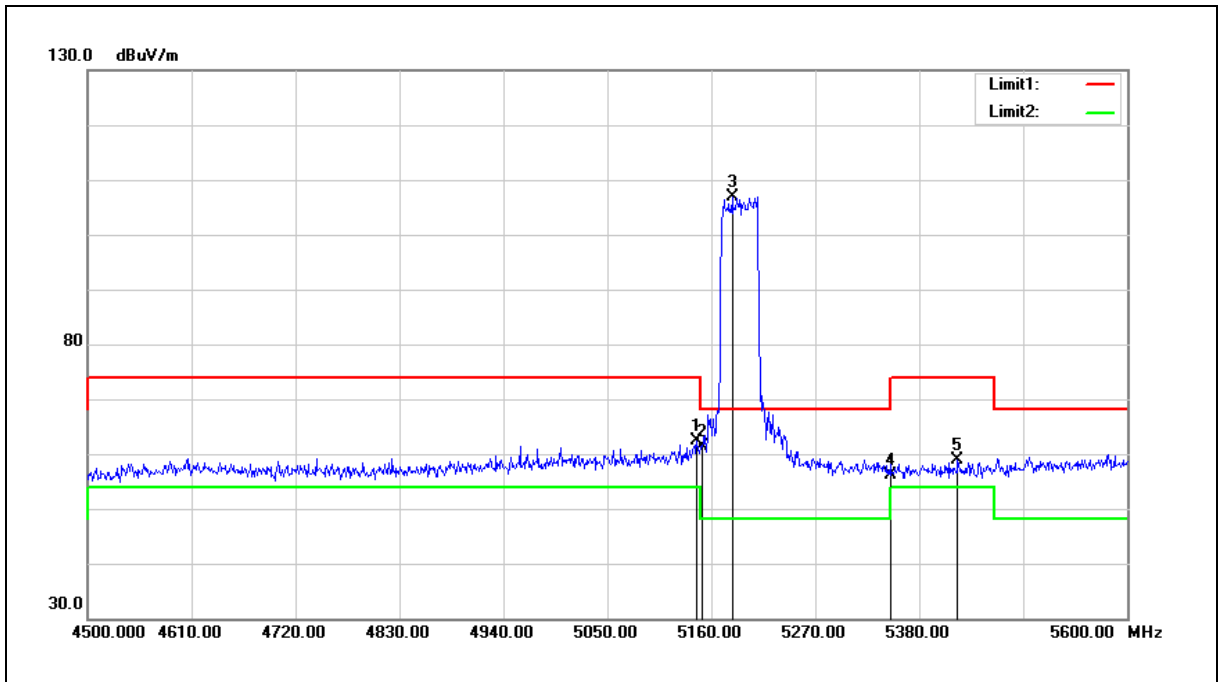
No.	Frequency (MHz)	Reading (dBuV)	Correct Factor (dB/m)	Result (dBuV/m)	Limit (dBuV/m)	Margin (dB)	Remark
1	5139.100	61.71	-0.10	61.61	74.00	-12.39	peak
2	5150.000	58.34	-0.08	58.26	74.00	-15.74	peak
3	5322.800	112.70	0.25	112.95	68.20	44.75	peak
4	5350.000	64.86	0.30	65.16	74.00	-8.84	peak
5	5352.500	63.69	0.30	63.99	74.00	-10.01	peak

Note: 1.Result (dBuV/m) = Correct Factor (dB/m) + Reading(dBuV).

2.Correction factor (dB/m) = Antenna Factor (dB/m) + Cable loss (dB) – Pre-Amplifier gain (dB).

3.When the peak results are less than average limit, so not need to evaluate the average.

Standard:	FCC Part 15.407	Test Distance:	3 m
Test item:	Band edge		
Frequency:	5190 MHz		
Mode:	802.11ax HE40		
Ant.Polar.:	Horizontal		



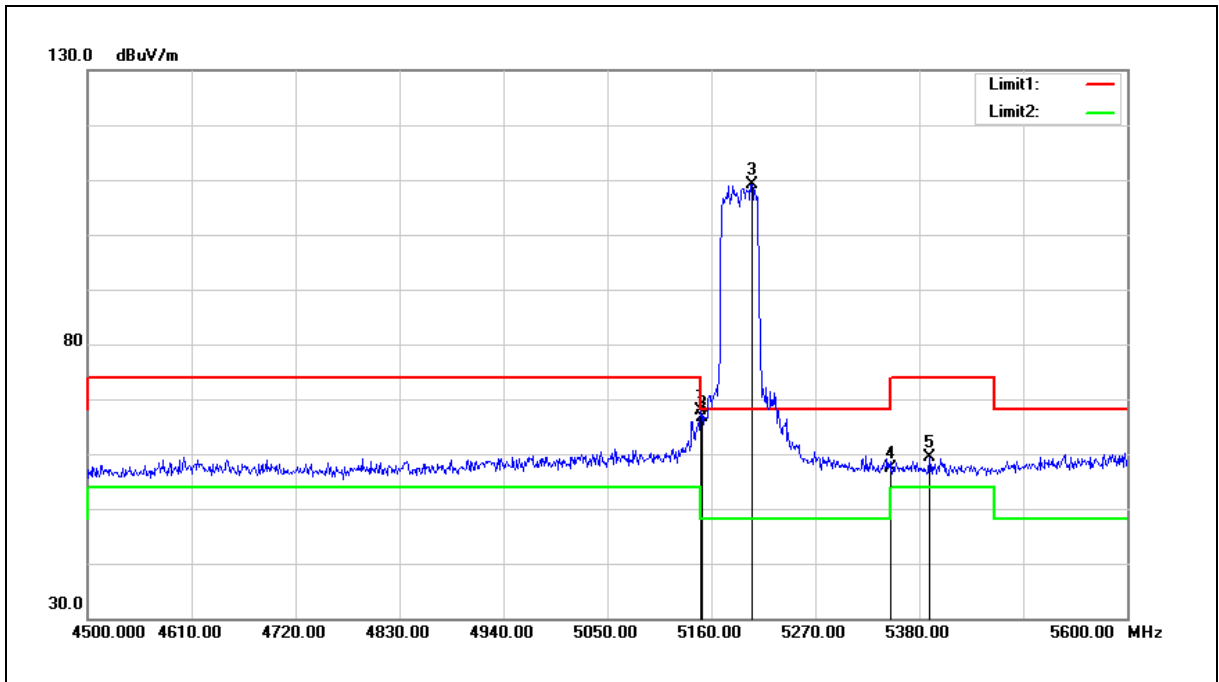
No.	Frequency (MHz)	Reading (dBuV)	Correct Factor (dB/m)	Result (dBuV/m)	Limit (dBuV/m)	Margin (dB)	Remark
1	5144.600	62.53	-0.08	62.45	74.00	-11.55	peak
2	5150.000	61.49	-0.08	61.41	74.00	-12.59	peak
3	5182.000	106.95	-0.02	106.93	68.20	38.73	peak
4	5350.000	55.77	0.30	56.07	74.00	-17.93	peak
5	5420.700	58.33	0.43	58.76	74.00	-15.24	peak

Note: 1.Result (dBuV/m) = Correct Factor (dB/m) + Reading(dBuV).

2.Correction factor (dB/m) = Antenna Factor (dB/m) + Cable loss (dB) – Pre-Amplifier gain (dB).

3.When the peak results are less than average limit, so not need to evaluate the average.

Standard:	FCC Part 15.407	Test Distance:	3 m
Test item:	Band edge		
Frequency:	5190 MHz		
Mode:	802.11ax HE40		
Ant.Polar.:	Vertical		



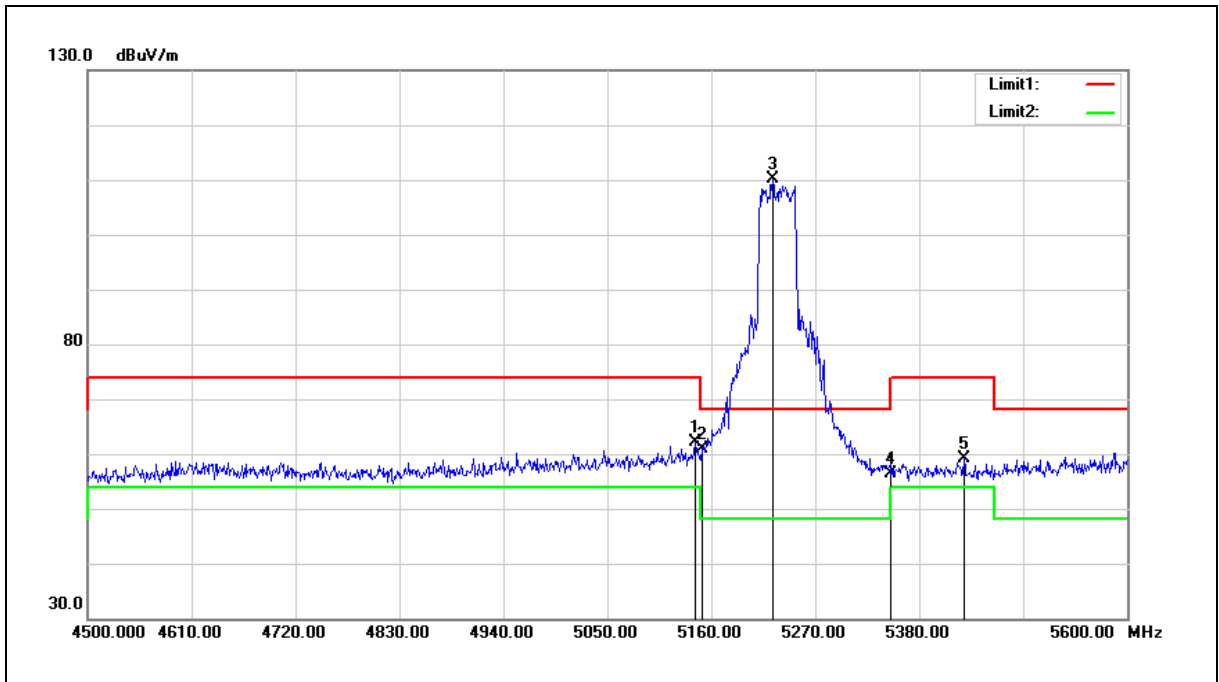
No.	Frequency (MHz)	Reading (dBuV)	Correct Factor (dB/m)	Result (dBuV/m)	Limit (dBuV/m)	Margin (dB)	Remark
1	5149.000	68.03	-0.08	67.95	74.00	-6.05	peak
2	5150.000	66.67	-0.08	66.59	74.00	-7.41	peak
3	5202.900	109.07	0.02	109.09	68.20	40.89	peak
4	5350.000	57.14	0.30	57.44	74.00	-16.56	peak
5	5391.000	58.98	0.37	59.35	74.00	-14.65	peak

Note: 1.Result (dBuV/m) = Correct Factor (dB/m) + Reading(dBuV).

2.Correction factor (dB/m) = Antenna Factor (dB/m) + Cable loss (dB) – Pre-Amplifier gain (dB).

3.When the peak results are less than average limit, so not need to evaluate the average.

Standard:	FCC Part 15.407	Test Distance:	3 m
Test item:	Band edge		
Frequency:	5230 MHz		
Mode:	802.11ax HE40		
Ant.Polar.:	Horizontal		



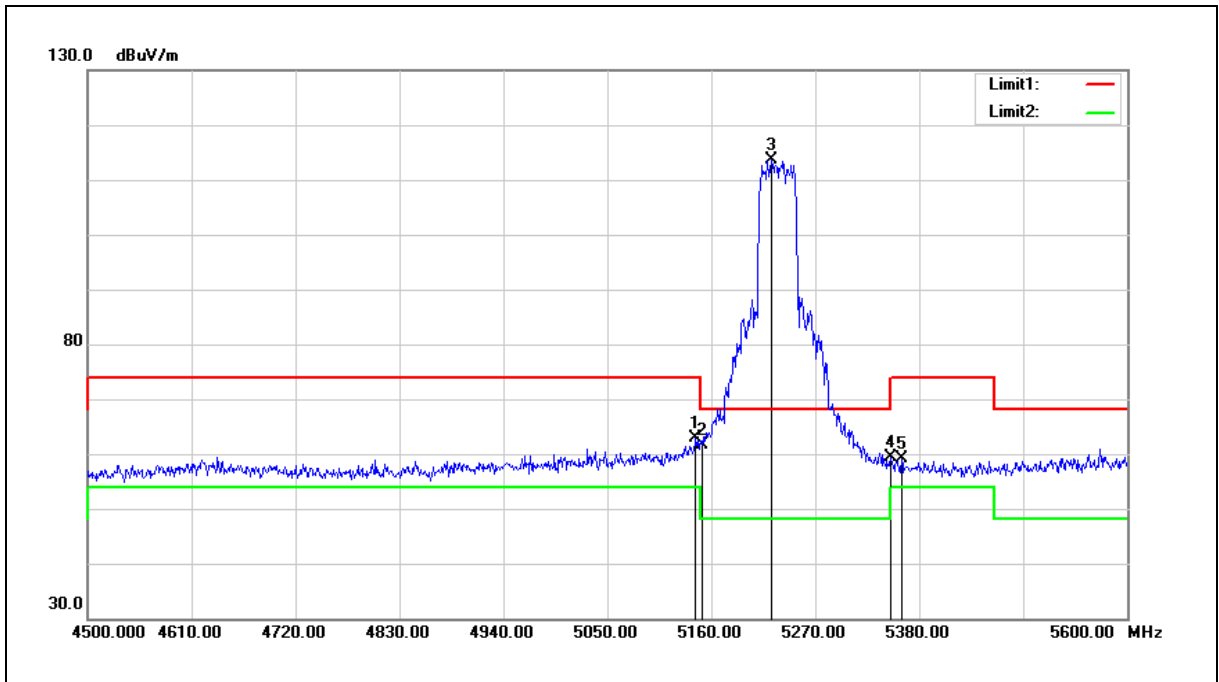
No.	Frequency (MHz)	Reading (dBuV)	Correct Factor (dB/m)	Result (dBuV/m)	Limit (dBuV/m)	Margin (dB)	Remark
1	5142.400	62.15	-0.10	62.05	74.00	-11.95	peak
2	5150.000	60.89	-0.08	60.81	74.00	-13.19	peak
3	5224.900	109.97	0.06	110.03	68.20	41.83	peak
4	5350.000	56.11	0.30	56.41	74.00	-17.59	peak
5	5427.300	58.58	0.44	59.02	74.00	-14.98	peak

Note: 1.Result (dBuV/m) = Correct Factor (dB/m) + Reading(dBuV).

2.Correction factor (dB/m) = Antenna Factor (dB/m) + Cable loss (dB) – Pre-Amplifier gain (dB).

3.When the peak results are less than average limit, so not need to evaluate the average.

Standard:	FCC Part 15.407	Test Distance:	3 m
Test item:	Band edge		
Frequency:	5230 MHz		
Mode:	802.11ax HE40		
Ant.Polar.:	Vertical		



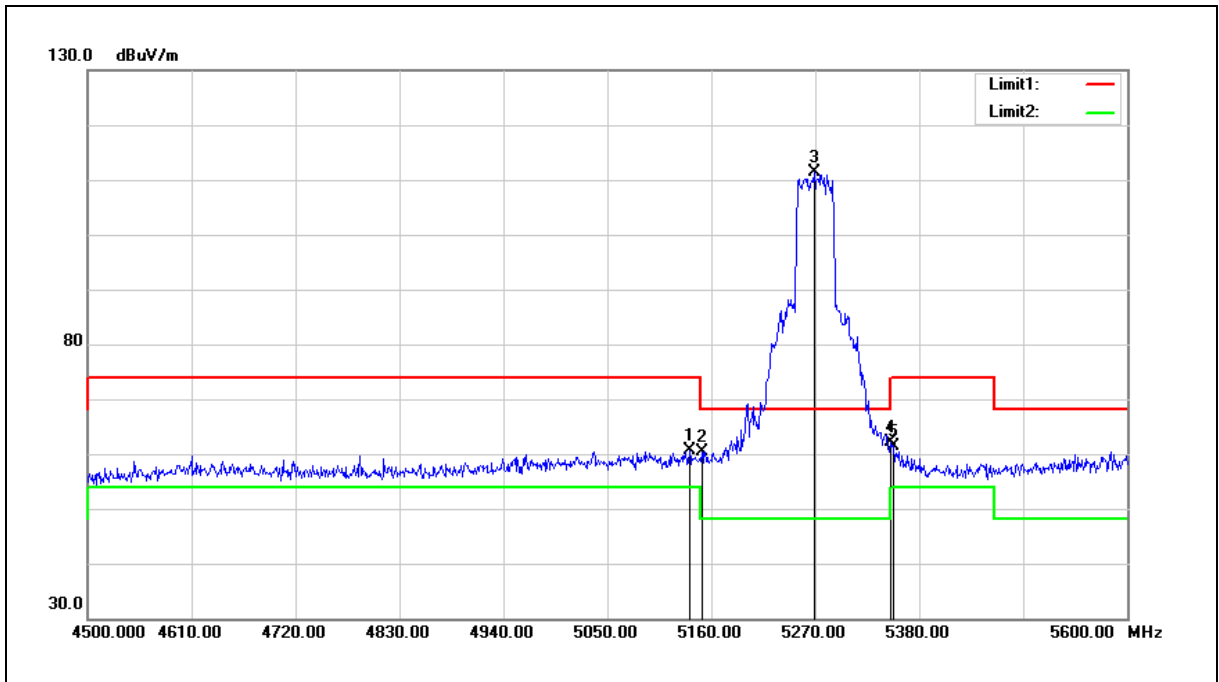
No.	Frequency (MHz)	Reading (dBuV)	Correct Factor (dB/m)	Result (dBuV/m)	Limit (dBuV/m)	Margin (dB)	Remark
1	5143.500	63.02	-0.10	62.92	74.00	-11.08	peak
2	5150.000	61.71	-0.08	61.63	74.00	-12.37	peak
3	5223.800	113.60	0.06	113.66	68.20	45.46	peak
4	5350.000	59.05	0.30	59.35	74.00	-14.65	peak
5	5361.300	58.75	0.31	59.06	74.00	-14.94	peak

Note: 1.Result (dBuV/m) = Correct Factor (dB/m) + Reading(dBuV).

2.Correction factor (dB/m) = Antenna Factor (dB/m) + Cable loss (dB) – Pre-Amplifier gain (dB).

3.When the peak results are less than average limit, so not need to evaluate the average.

Standard:	FCC Part 15.407	Test Distance:	3 m
Test item:	Band edge		
Frequency:	5270 MHz		
Mode:	802.11ax HE40		
Ant.Polar.:	Horizontal		



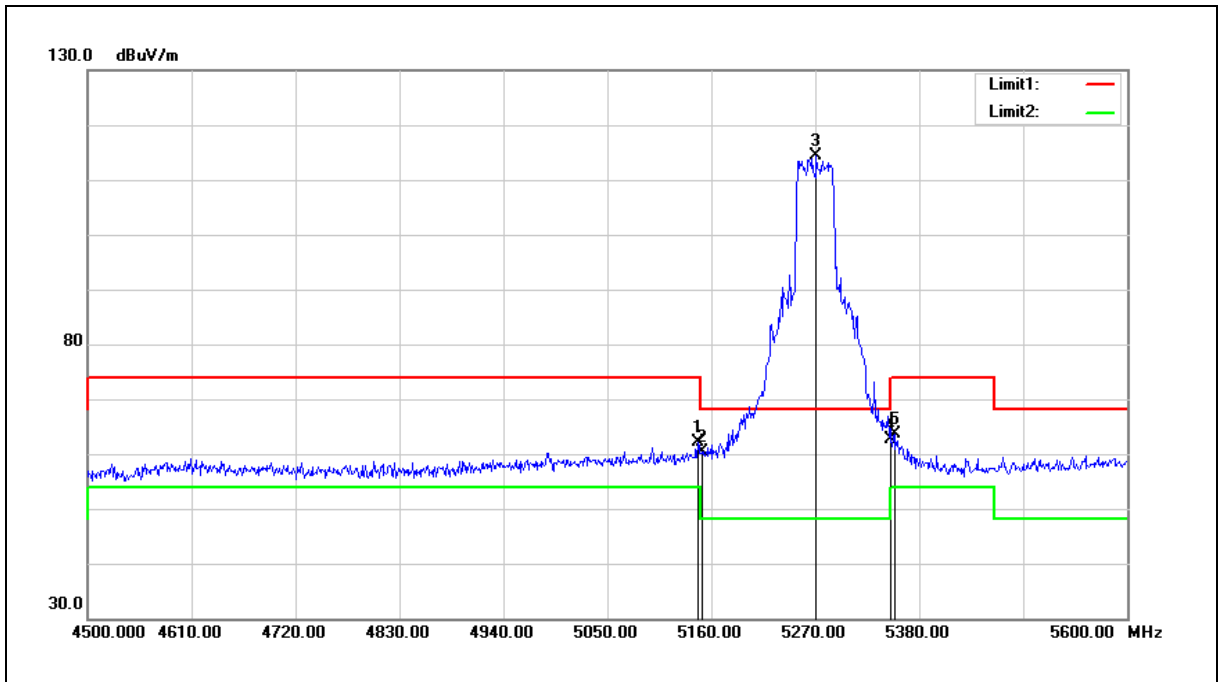
No.	Frequency (MHz)	Reading (dBuV)	Correct Factor (dB/m)	Result (dBuV/m)	Limit (dBuV/m)	Margin (dB)	Remark
1	5136.900	60.69	-0.10	60.59	74.00	-13.41	peak
2	5150.000	60.35	-0.08	60.27	74.00	-13.73	peak
3	5268.900	111.13	0.15	111.28	68.20	43.08	peak
4	5350.000	61.85	0.30	62.15	74.00	-11.85	peak
5	5352.500	61.05	0.30	61.35	74.00	-12.65	peak

Note: 1.Result (dBuV/m) = Correct Factor (dB/m) + Reading(dBuV).

2.Correction factor (dB/m) = Antenna Factor (dB/m) + Cable loss (dB) – Pre-Amplifier gain (dB).

3.When the peak results are less than average limit, so not need to evaluate the average.

Standard:	FCC Part 15.407	Test Distance:	3 m
Test item:	Band edge		
Frequency:	5270 MHz		
Mode:	802.11ax HE40		
Ant.Polar.:	Vertical		



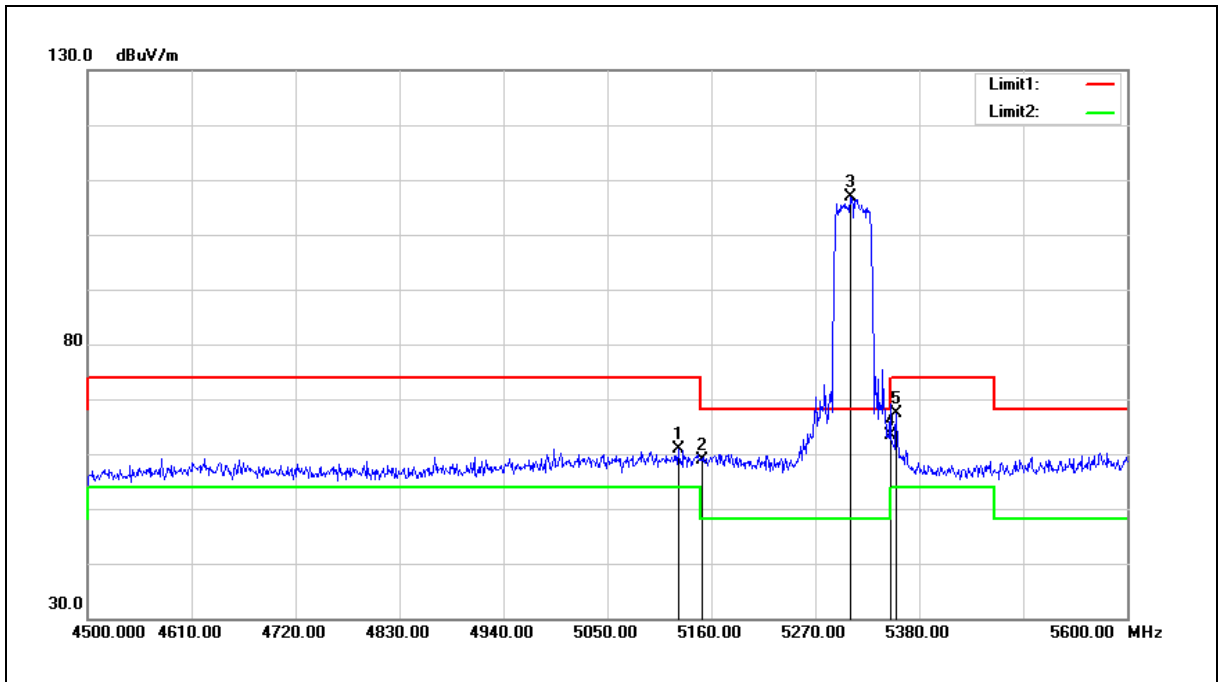
No.	Frequency (MHz)	Reading (dBuV)	Correct Factor (dB/m)	Result (dBuV/m)	Limit (dBuV/m)	Margin (dB)	Remark
1	5145.700	62.32	-0.08	62.24	74.00	-11.76	peak
2	5150.000	60.41	-0.08	60.33	74.00	-13.67	peak
3	5271.100	114.29	0.15	114.44	68.20	46.24	peak
4	5350.000	62.30	0.30	62.60	74.00	-11.40	peak
5	5353.600	63.29	0.30	63.59	74.00	-10.41	peak

Note: 1.Result (dBuV/m) = Correct Factor (dB/m) + Reading(dBuV).

2.Correction factor (dB/m) = Antenna Factor (dB/m) + Cable loss (dB) – Pre-Amplifier gain (dB).

3.When the peak results are less than average limit, so not need to evaluate the average.

Standard:	FCC Part 15.407	Test Distance:	3 m
Test item:	Band edge		
Frequency:	5310 MHz		
Mode:	802.11ax HE40		
Ant.Polar.:	Horizontal		



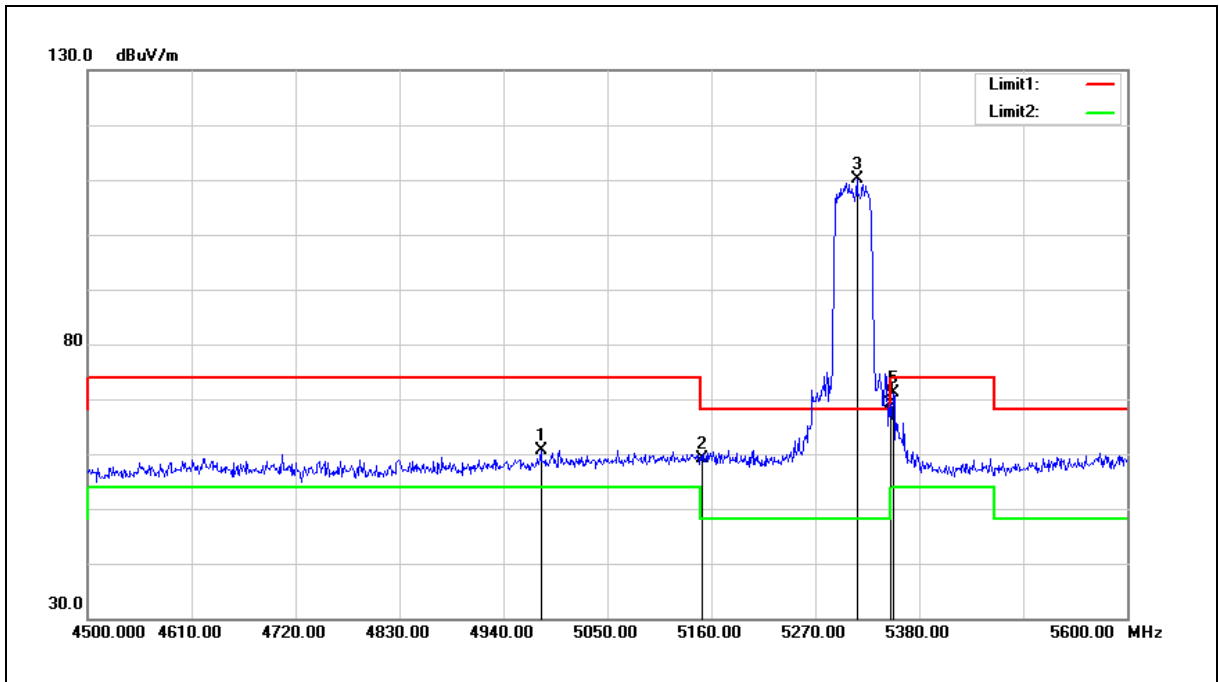
No.	Frequency (MHz)	Reading (dBuV)	Correct Factor (dB/m)	Result (dBuV/m)	Limit (dBuV/m)	Margin (dB)	Remark
1	5124.800	61.10	-0.13	60.97	74.00	-13.03	peak
2	5150.000	59.02	-0.08	58.94	74.00	-15.06	peak
3	5307.400	106.71	0.21	106.92	68.20	38.72	peak
4	5350.000	63.18	0.30	63.48	74.00	-10.52	peak
5	5355.800	67.13	0.30	67.43	74.00	-6.57	peak

Note: 1.Result (dBuV/m) = Correct Factor (dB/m) + Reading(dBuV).

2.Correction factor (dB/m) = Antenna Factor (dB/m) + Cable loss (dB) – Pre-Amplifier gain (dB).

3.When the peak results are less than average limit, so not need to evaluate the average.

Standard:	FCC Part 15.407	Test Distance:	3 m
Test item:	Band edge		
Frequency:	5310 MHz		
Mode:	802.11ax HE40		
Ant.Polar.:	Vertical		



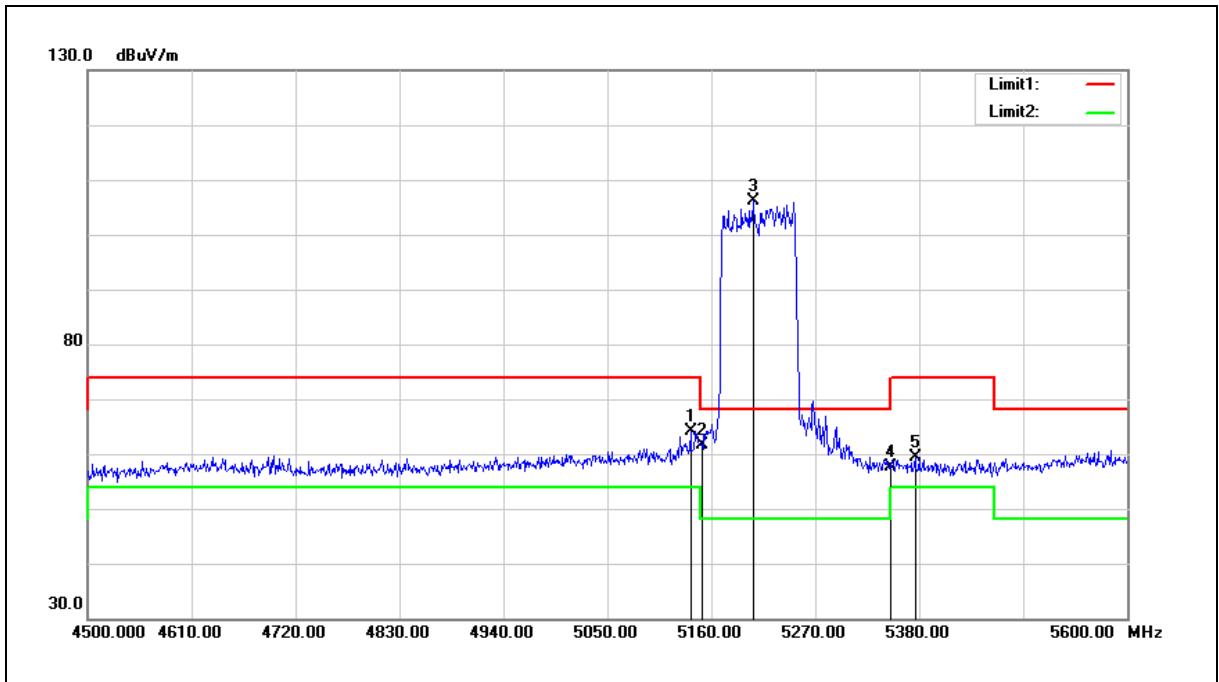
No.	Frequency (MHz)	Reading (dBuV)	Correct Factor (dB/m)	Result (dBuV/m)	Limit (dBuV/m)	Margin (dB)	Remark
1	4979.600	61.18	-0.44	60.74	74.00	-13.26	peak
2	5150.000	59.14	-0.08	59.06	74.00	-14.94	peak
3	5314.000	109.92	0.23	110.15	68.20	41.95	peak
4	5350.000	68.76	0.30	69.06	74.00	-4.94	peak
5	5352.500	70.95	0.30	71.25	74.00	-2.75	peak

Note: 1. Result (dBuV/m) = Correct Factor (dB/m) + Reading (dBuV).

2. Correction factor (dB/m) = Antenna Factor (dB/m) + Cable loss (dB) – Pre-Amplifier gain (dB).

3. When the peak results are less than average limit, so not need to evaluate the average.

Standard:	FCC Part 15.407	Test Distance:	3 m
Test item:	Band edge		
Frequency:	5210 MHz		
Mode:	802.11ax HE80		
Ant.Polar.:	Horizontal		



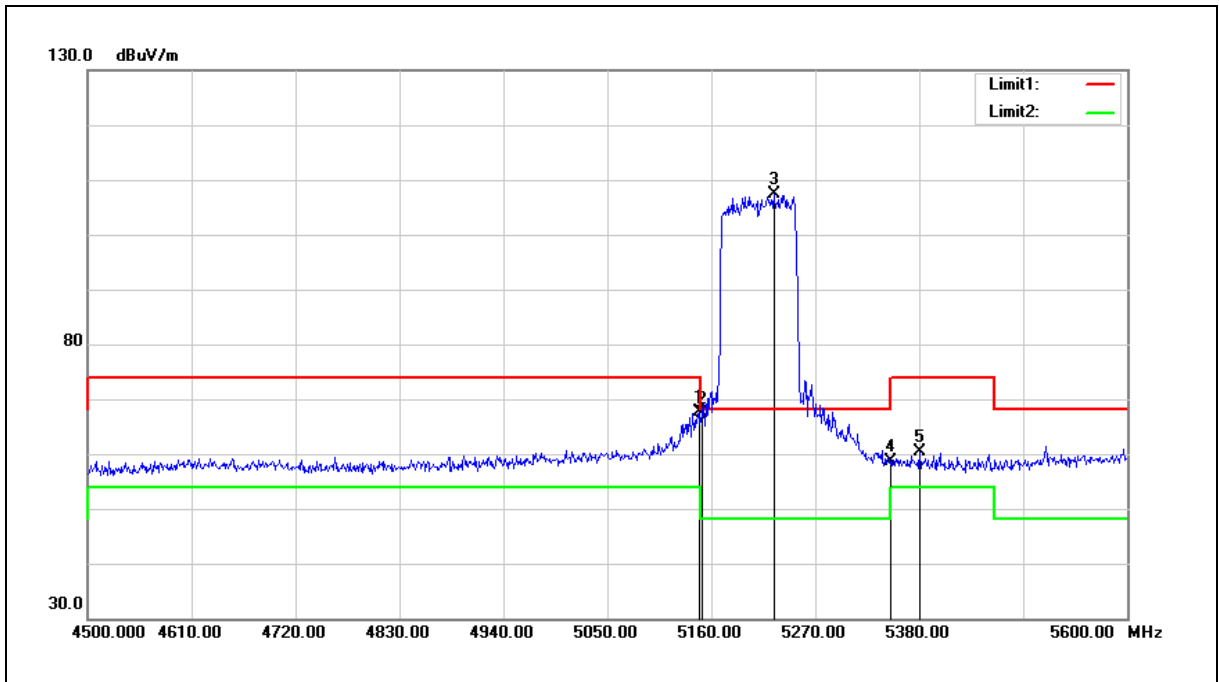
No.	Frequency (MHz)	Reading (dBuV)	Correct Factor (dB/m)	Result (dBuV/m)	Limit (dBuV/m)	Margin (dB)	Remark
1	5138.000	64.32	-0.10	64.22	74.00	-9.78	peak
2	5150.000	61.61	-0.08	61.53	74.00	-12.47	peak
3	5204.000	106.04	0.02	106.06	68.20	37.86	peak
4	5350.000	57.21	0.30	57.51	74.00	-16.49	peak
5	5375.600	59.04	0.34	59.38	74.00	-14.62	peak

Note: 1.Result (dBuV/m) = Correct Factor (dB/m) + Reading(dBuV).

2.Correction factor (dB/m) = Antenna Factor (dB/m) + Cable loss (dB) – Pre-Amplifier gain (dB).

3.When the peak results are less than average limit, so not need to evaluate the average.

Standard:	FCC Part 15.407	Test Distance:	3 m
Test item:	Band edge		
Frequency:	5210 MHz		
Mode:	802.11ax HE80		
Ant.Polar.:	Vertical		



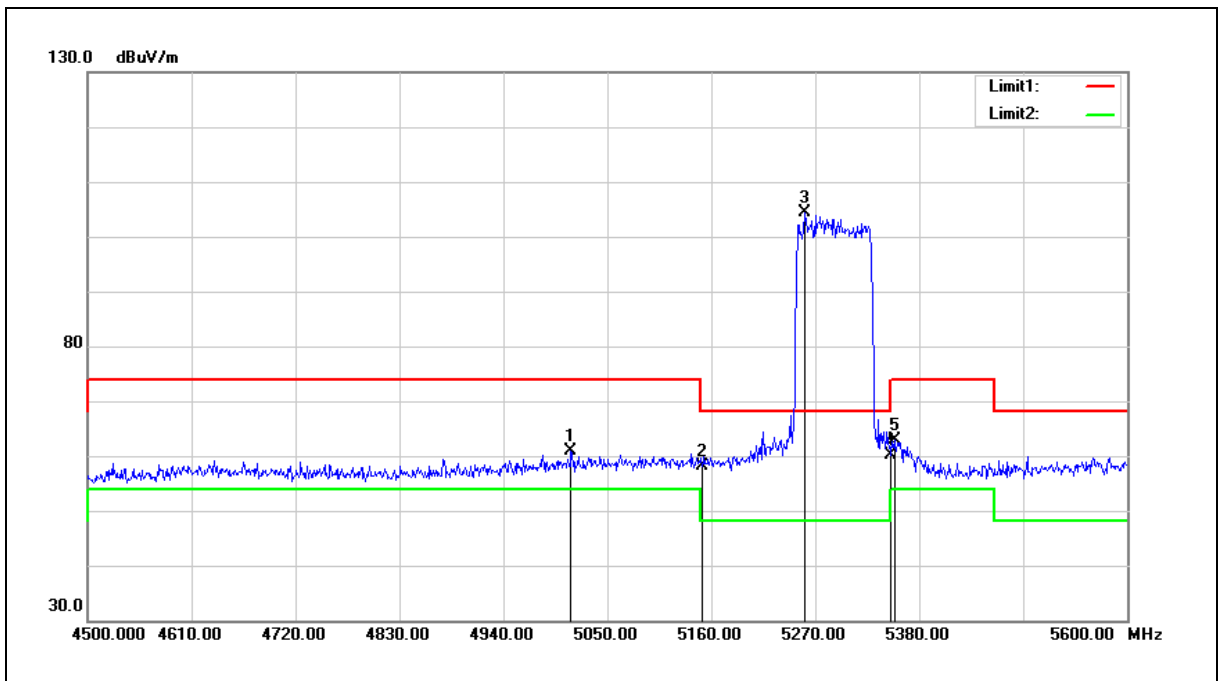
No.	Frequency (MHz)	Reading (dBuV)	Correct Factor (dB/m)	Result (dBuV/m)	Limit (dBuV/m)	Margin (dB)	Remark
1	5146.800	67.77	-0.08	67.69	74.00	-6.31	peak
2	5150.000	67.45	-0.08	67.37	74.00	-6.63	peak
3	5226.000	107.22	0.06	107.28	68.20	39.08	peak
4	5350.000	58.37	0.30	58.67	74.00	-15.33	peak
5	5380.000	59.93	0.35	60.28	74.00	-13.72	peak

Note: 1.Result (dBuV/m) = Correct Factor (dB/m) + Reading(dBuV).

2.Correction factor (dB/m) = Antenna Factor (dB/m) + Cable loss (dB) – Pre-Amplifier gain (dB).

3.When the peak results are less than average limit, so not need to evaluate the average.

Standard:	FCC Part 15.407	Test Distance:	3 m
Test item:	Band edge		
Frequency:	5290 MHz		
Mode:	802.11ax HE80		
Ant.Polar.:	Horizontal		



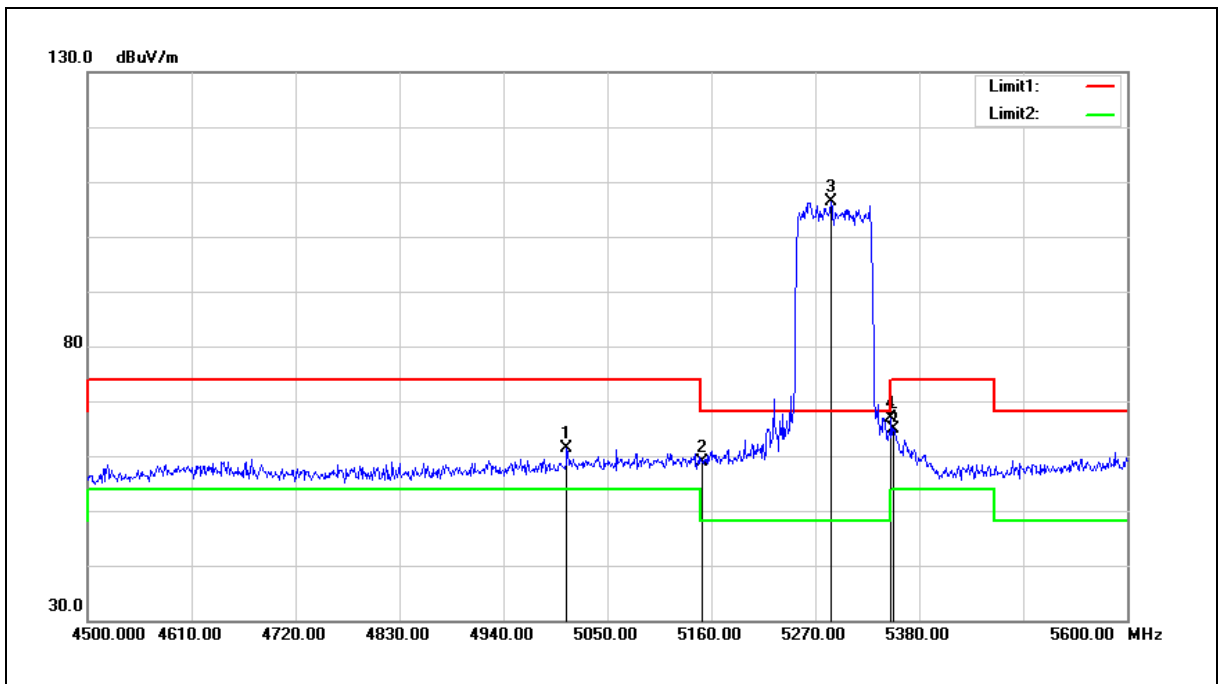
No.	Frequency (MHz)	Reading (dBuV)	Correct Factor (dB/m)	Result (dBuV/m)	Limit (dBuV/m)	Margin (dB)	Remark
1	5011.500	61.15	-0.34	60.81	74.00	-13.19	peak
2	5150.000	58.33	-0.08	58.25	74.00	-15.75	peak
3	5259.000	104.20	0.13	104.33	68.20	36.13	peak
4	5350.000	59.92	0.30	60.22	74.00	-13.78	peak
5	5353.600	62.62	0.30	62.92	74.00	-11.08	peak

Note: 1.Result (dBuV/m) = Correct Factor (dB/m) + Reading(dBuV).

2.Correction factor (dB/m) = Antenna Factor (dB/m) + Cable loss (dB) – Pre-Amplifier gain (dB).

3.When the peak results are less than average limit, so not need to evaluate the average.

Standard:	FCC Part 15.407	Test Distance:	3 m
Test item:	Band edge		
Frequency:	5290 MHz		
Mode:	802.11ax HE80		
Ant.Polar.:	Vertical		



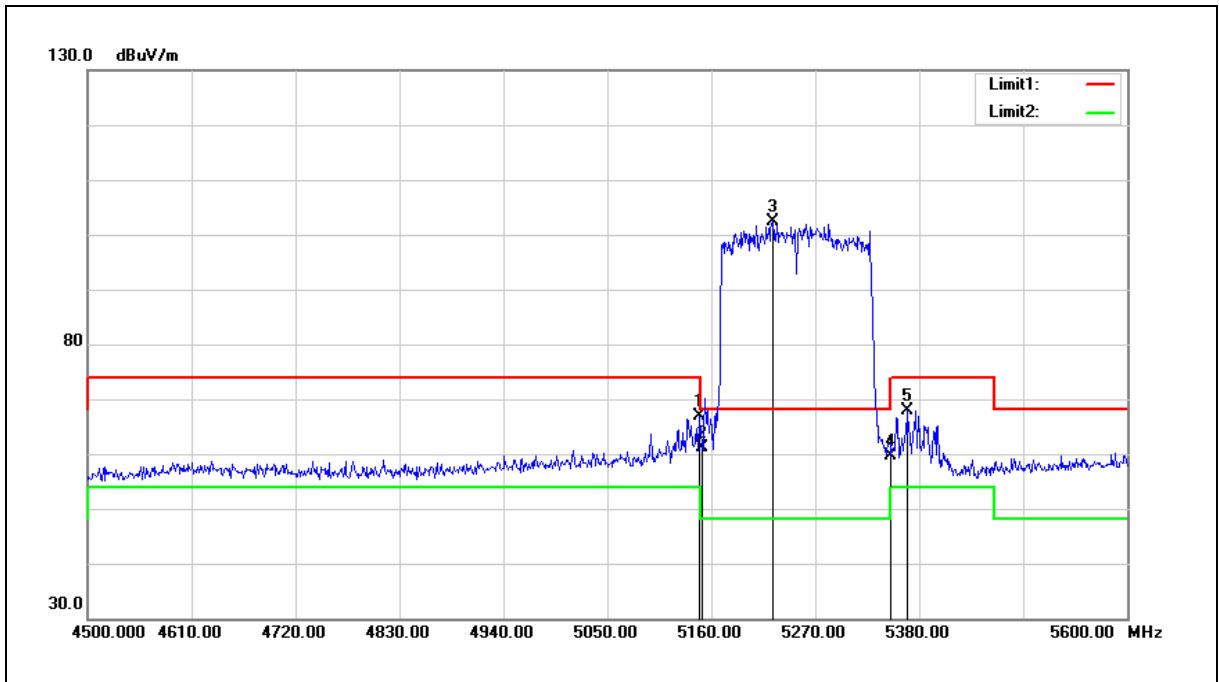
No.	Frequency (MHz)	Reading (dBuV)	Correct Factor (dB/m)	Result (dBuV/m)	Limit (dBuV/m)	Margin (dB)	Remark
1	5007.100	61.68	-0.34	61.34	74.00	-12.66	peak
2	5150.000	59.00	-0.08	58.92	74.00	-15.08	peak
3	5286.500	106.08	0.18	106.26	68.20	38.06	peak
4	5350.000	66.48	0.30	66.78	74.00	-7.22	peak
5	5352.500	64.62	0.30	64.92	74.00	-9.08	peak

Note: 1. Result (dBuV/m) = Correct Factor (dB/m) + Reading (dBuV).

2. Correction factor (dB/m) = Antenna Factor (dB/m) + Cable loss (dB) – Pre-Amplifier gain (dB).

3. When the peak results are less than average limit, so not need to evaluate the average.

Standard:	FCC Part 15.407	Test Distance:	3 m
Test item:	Band edge		
Frequency:	5250 MHz		
Mode:	802.11ax HE160		
Ant.Polar.:	Horizontal		



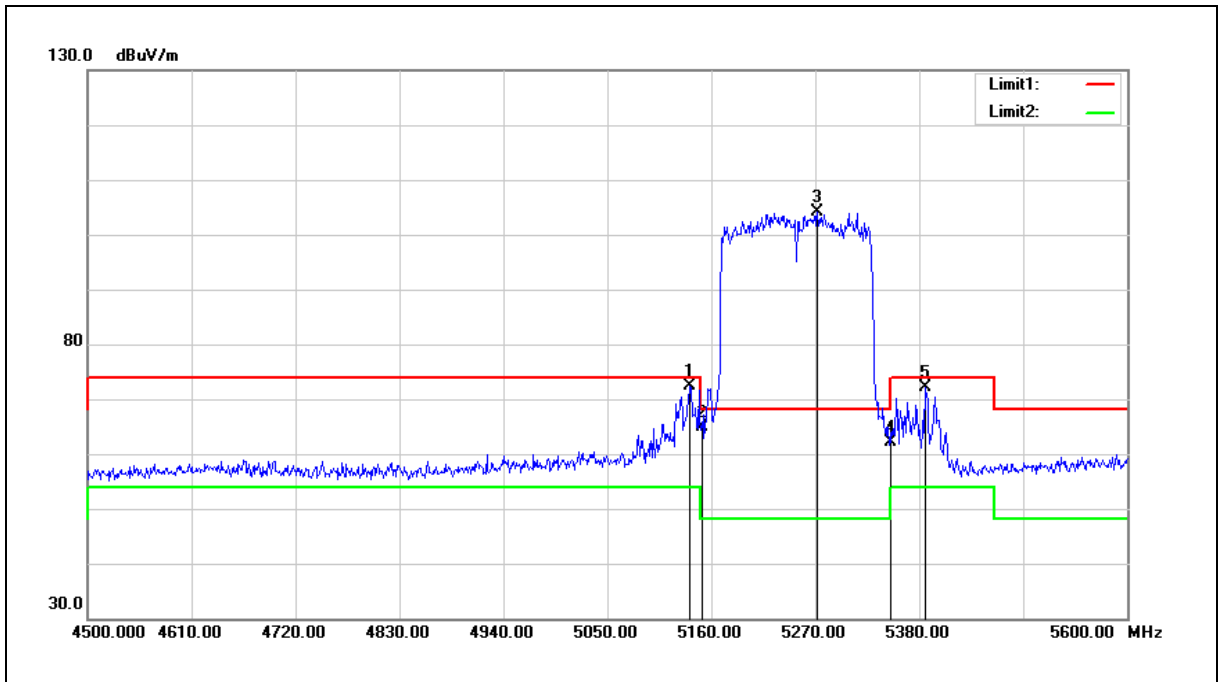
No.	Frequency (MHz)	Reading (dBuV)	Correct Factor (dB/m)	Result (dBuV/m)	Limit (dBuV/m)	Margin (dB)	Remark
1	5146.800	67.03	-0.08	66.95	74.00	-7.05	peak
2	5150.000	61.22	-0.08	61.14	74.00	-12.86	peak
3	5224.900	102.32	0.06	102.38	68.20	34.18	peak
4	5350.000	59.42	0.30	59.72	74.00	-14.28	peak
5	5366.800	67.64	0.32	67.96	74.00	-6.04	peak

Note: 1.Result (dBuV/m) = Correct Factor (dB/m) + Reading(dBuV).

2.Correction factor (dB/m) = Antenna Factor (dB/m) + Cable loss (dB) – Pre-Amplifier gain (dB).

3.When the peak results are less than average limit, so not need to evaluate the average.

Standard:	FCC Part 15.407	Test Distance:	3 m
Test item:	Band edge		
Frequency:	5250 MHz		
Mode:	802.11ax HE160		
Ant.Polar.:	Vertical		



No.	Frequency (MHz)	Reading (dBuV)	Correct Factor (dB/m)	Result (dBuV/m)	Limit (dBuV/m)	Margin (dB)	Remark
1	5136.900	72.48	-0.10	72.38	74.00	-1.62	peak
2	5150.000	64.94	-0.08	64.86	74.00	-9.14	peak
3	5272.200	103.90	0.15	104.05	68.20	35.85	peak
4	5350.000	61.76	0.30	62.06	74.00	-11.94	peak
5	5386.600	71.84	0.36	72.20	74.00	-1.80	peak

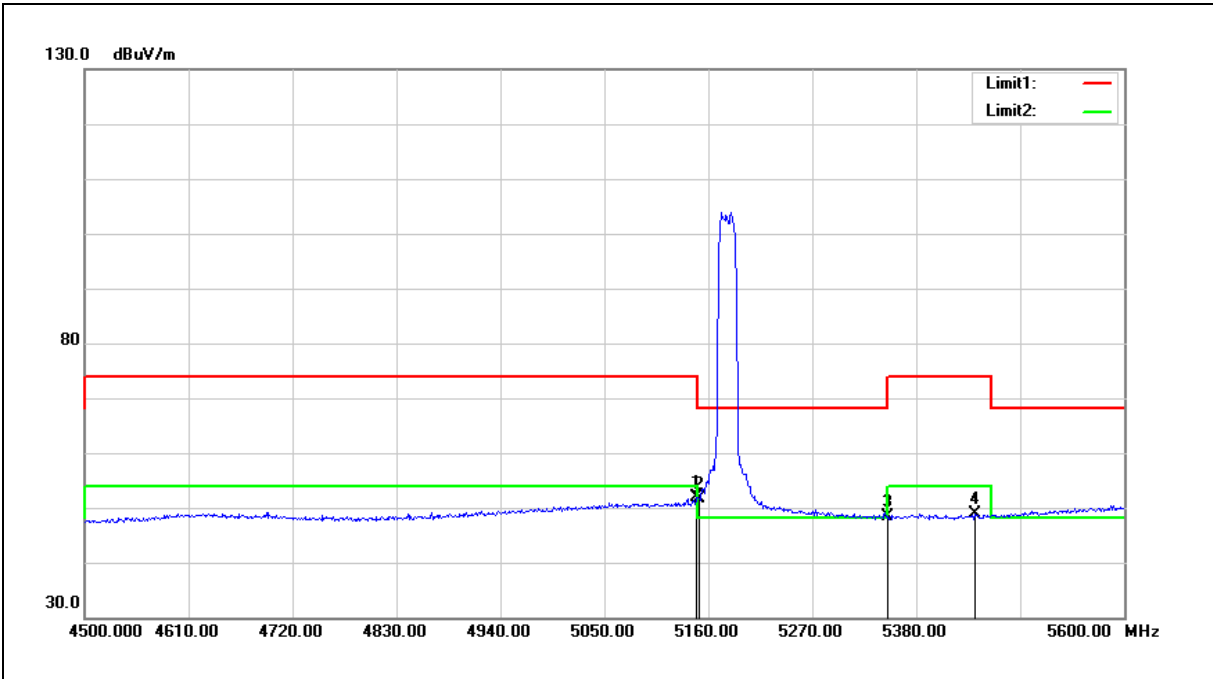
Note: 1. Result (dBuV/m) = Correct Factor (dB/m) + Reading (dBuV).

2. Correction factor (dB/m) = Antenna Factor (dB/m) + Cable loss (dB) – Pre-Amplifier gain (dB).

3. When the peak results are less than average limit, so not need to evaluate the average.

Average

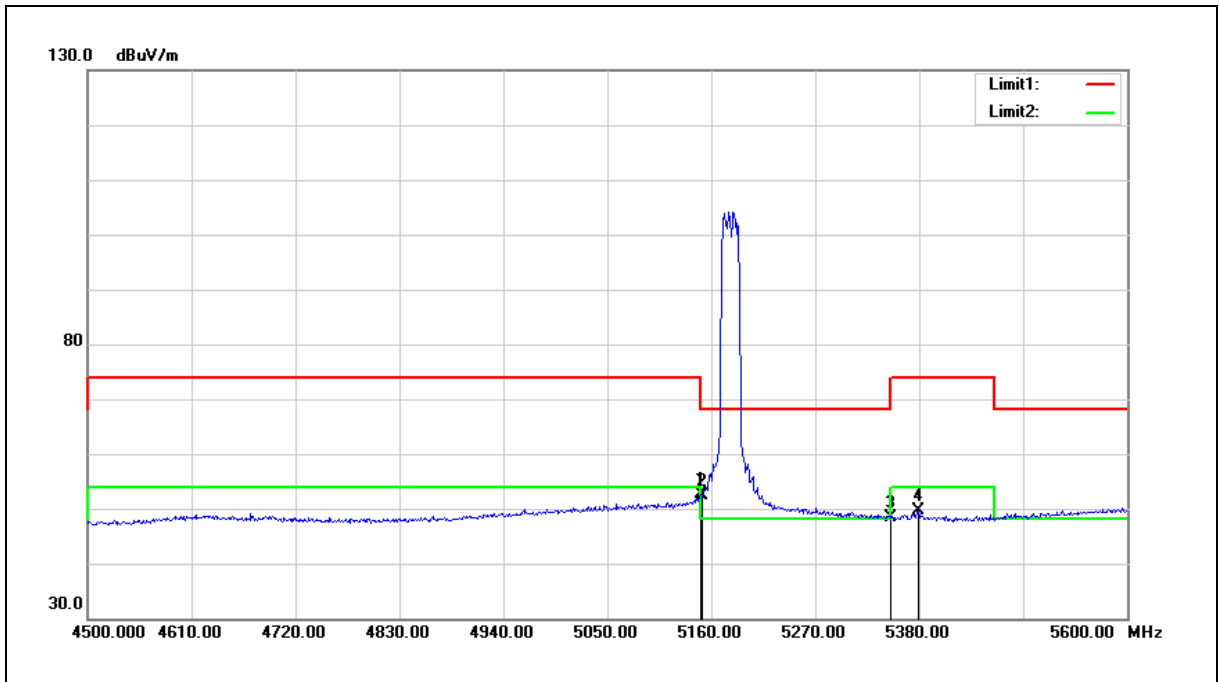
Standard:	FCC Part 15.407	Test Distance:	3 m
Test item:	Band edge		
Frequency:	5180 MHz		
Mode:	802.11a		
Ant.Polar.:	Horizontal		



No.	Frequency (MHz)	Reading (dBuV)	Correct Factor (dB/m)	Result (dBuV/m)	Limit (dBuV/m)	Margin (dB)	Remark
1	5147.900	51.93	-0.08	51.85	54.00	-2.15	AVG
2	5150.000	51.67	-0.08	51.59	54.00	-2.41	AVG
3	5350.000	48.00	0.30	48.30	54.00	-5.70	AVG
4	5441.600	48.49	0.46	48.95	54.00	-5.05	AVG

- Note: 1.Result (dBuV/m) = Correct Factor (dB/m) + Reading(dBuV).
 2.Correction factor (dB/m) = Antenna Factor (dB/m) + Cable loss (dB) – Pre-Amplifier gain (dB).
 3.When the peak results are less than average limit, so not need to evaluate the average.

Standard:	FCC Part 15.407	Test Distance:	3 m
Test item:	Band edge		
Frequency:	5180 MHz		
Mode:	802.11a		
Ant.Polar.:	Vertical		



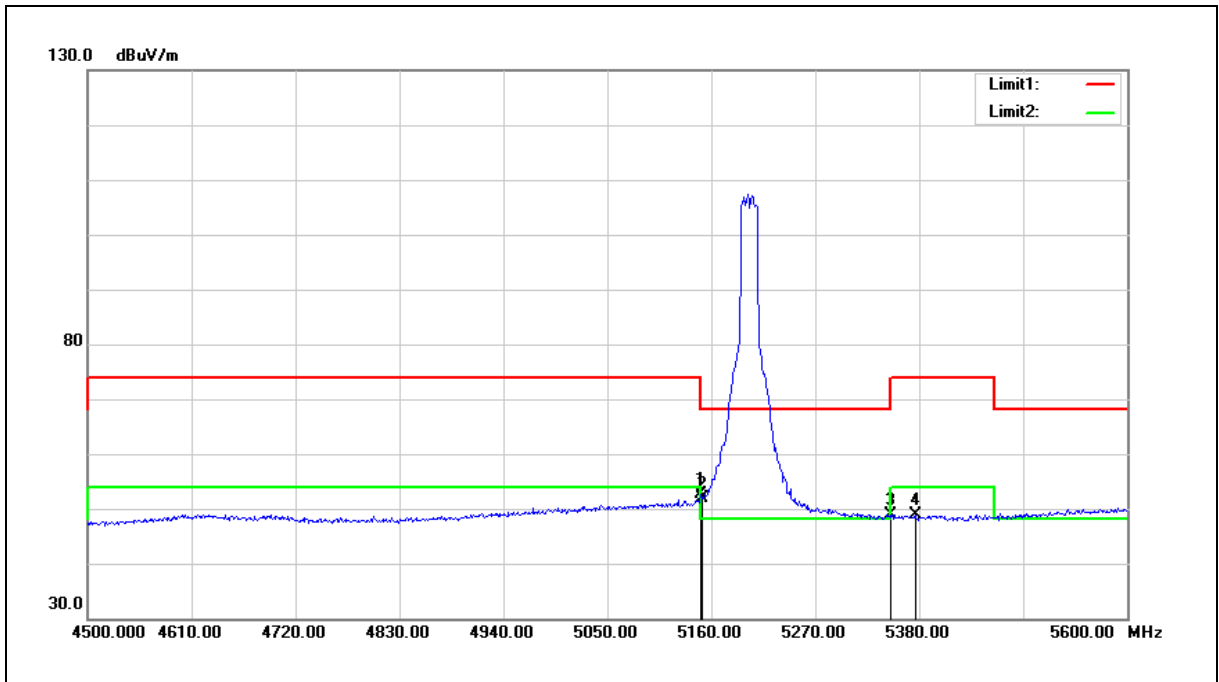
No.	Frequency (MHz)	Reading (dBuV)	Correct Factor (dB/m)	Result (dBuV/m)	Limit (dBuV/m)	Margin (dB)	Remark
1	5149.000	52.60	-0.08	52.52	54.00	-1.48	AVG
2	5150.000	52.43	-0.08	52.35	54.00	-1.65	AVG
3	5350.000	47.96	0.30	48.26	54.00	-5.74	AVG
4	5378.900	49.21	0.35	49.56	54.00	-4.44	AVG

Note:1.Result (dBuV/m) = Correct Factor (dB/m) + Reading(dBuV).

2.Correction factor (dB/m) = Antenna Factor (dB/m) + Cable loss (dB) – Pre-Amplifier gain (dB).

3.When the peak results are less than average limit, so not need to evaluate the average.

Standard:	FCC Part 15.407	Test Distance:	3 m
Test item:	Band edge		
Frequency:	5200 MHz		
Mode:	802.11a		
Ant.Polar.:	Horizontal		



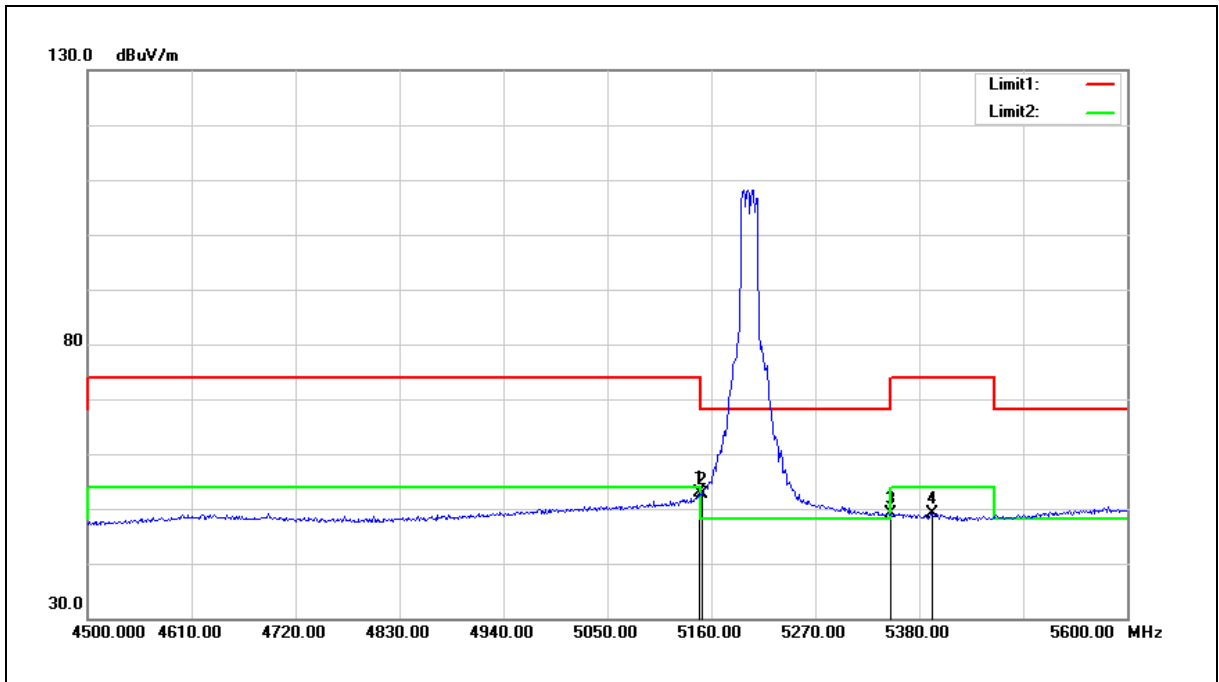
No.	Frequency (MHz)	Reading (dBuV)	Correct Factor (dB/m)	Result (dBuV/m)	Limit (dBuV/m)	Margin (dB)	Remark
1	5149.000	52.71	-0.08	52.63	54.00	-1.37	AVG
2	5150.000	51.94	-0.08	51.86	54.00	-2.14	AVG
3	5350.000	48.58	0.30	48.88	54.00	-5.12	AVG
4	5375.600	48.45	0.34	48.79	54.00	-5.21	AVG

Note:1.Result (dBuV/m) = Correct Factor (dB/m) + Reading(dBuV).

2.Correction factor (dB/m) = Antenna Factor (dB/m) + Cable loss (dB) – Pre-Amplifier gain (dB).

3.When the peak results are less than average limit, so not need to evaluate the average.

Standard:	FCC Part 15.407	Test Distance:	3 m
Test item:	Band edge		
Frequency:	5200 MHz		
Mode:	802.11a		
Ant.Polar.:	Vertical		



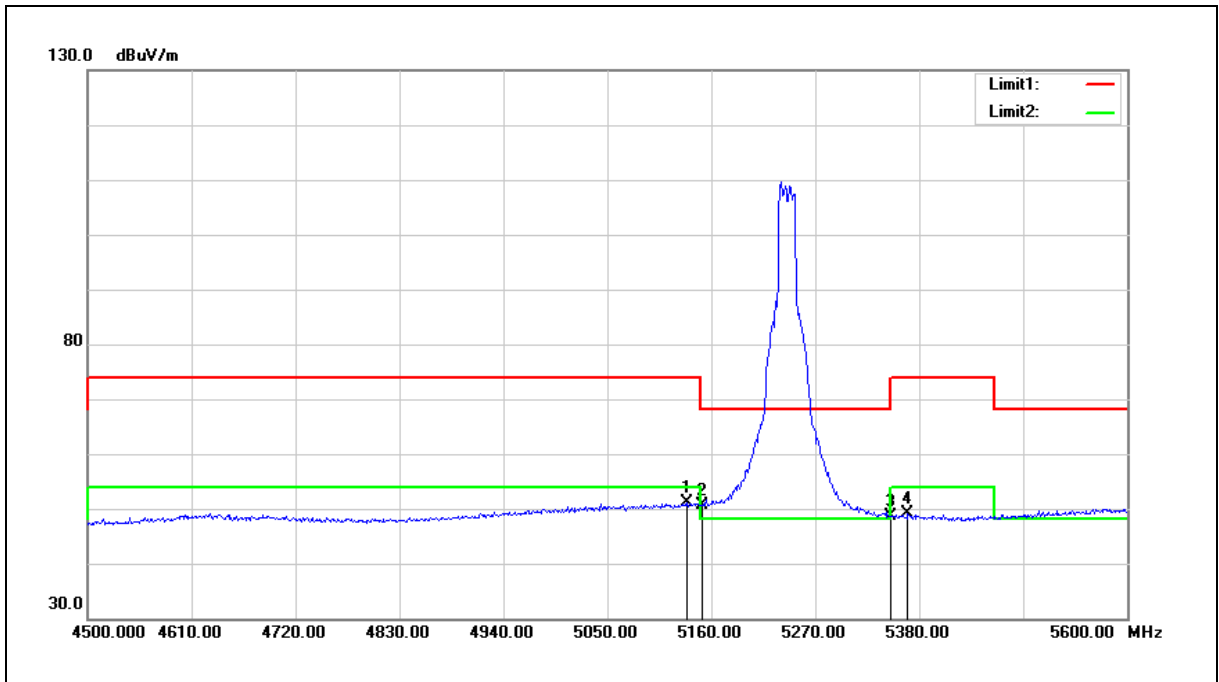
No.	Frequency (MHz)	Reading (dBuV)	Correct Factor (dB/m)	Result (dBuV/m)	Limit (dBuV/m)	Margin (dB)	Remark
1	5146.800	52.95	-0.08	52.87	54.00	-1.13	AVG
2	5150.000	52.75	-0.08	52.67	54.00	-1.33	AVG
3	5350.000	48.81	0.30	49.11	54.00	-4.89	AVG
4	5393.200	48.69	0.37	49.06	54.00	-4.94	AVG

Note:1.Result (dBuV/m) = Correct Factor (dB/m) + Reading(dBuV).

2.Correction factor (dB/m) = Antenna Factor (dB/m) + Cable loss (dB) – Pre-Amplifier gain (dB).

3.When the peak results are less than average limit, so not need to evaluate the average.

Standard:	FCC Part 15.407	Test Distance:	3 m
Test item:	Band edge		
Frequency:	5240 MHz		
Mode:	802.11a		
Ant.Polar.:	Horizontal		



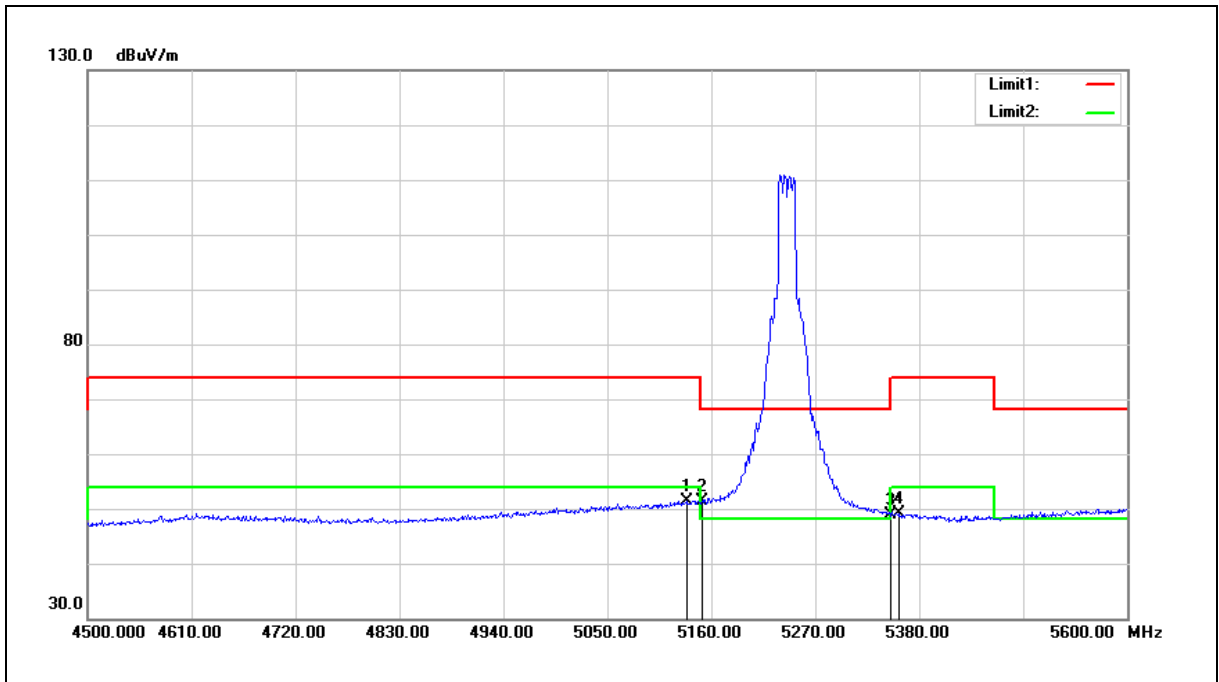
No.	Frequency (MHz)	Reading (dBuV)	Correct Factor (dB/m)	Result (dBuV/m)	Limit (dBuV/m)	Margin (dB)	Remark
1	5133.600	51.26	-0.10	51.16	54.00	-2.84	AVG
2	5150.000	50.73	-0.08	50.65	54.00	-3.35	AVG
3	5350.000	48.31	0.30	48.61	54.00	-5.39	AVG
4	5367.900	48.68	0.33	49.01	54.00	-4.99	AVG

Note:1.Result (dBuV/m) = Correct Factor (dB/m) + Reading(dBuV).

2.Correction factor (dB/m) = Antenna Factor (dB/m) + Cable loss (dB) – Pre-Amplifier gain (dB).

3.When the peak results are less than average limit, so not need to evaluate the average.

Standard:	FCC Part 15.407	Test Distance:	3 m
Test item:	Band edge		
Frequency:	5240 MHz		
Mode:	802.11a		
Ant.Polar.:	Vertical		



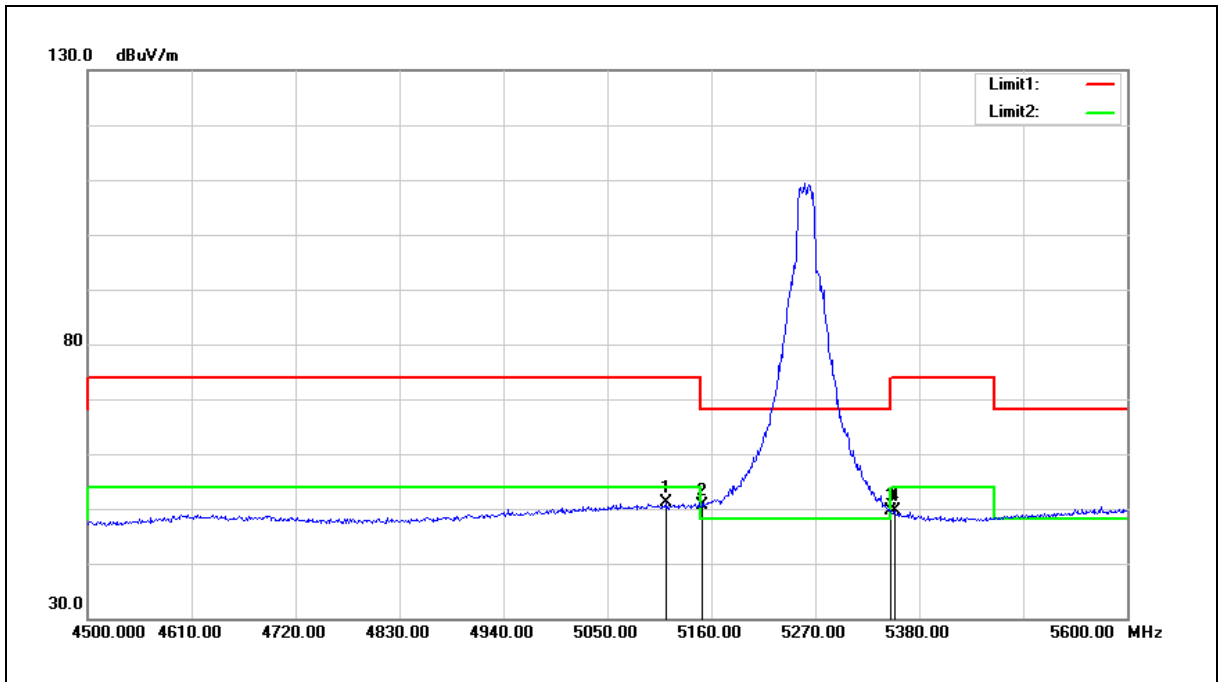
No.	Frequency (MHz)	Reading (dBuV)	Correct Factor (dB/m)	Result (dBuV/m)	Limit (dBuV/m)	Margin (dB)	Remark
1	5134.700	51.56	-0.10	51.46	54.00	-2.54	AVG
2	5150.000	51.34	-0.08	51.26	54.00	-2.74	AVG
3	5350.000	48.57	0.30	48.87	54.00	-5.13	AVG
4	5358.000	48.74	0.31	49.05	54.00	-4.95	AVG

Note:1.Result (dBuV/m) = Correct Factor (dB/m) + Reading(dBuV).

2.Correction factor (dB/m) = Antenna Factor (dB/m) + Cable loss (dB) – Pre-Amplifier gain (dB).

3.When the peak results are less than average limit, so not need to evaluate the average.

Standard:	FCC Part 15.407	Test Distance:	3 m
Test item:	Band edge		
Frequency:	5260 MHz		
Mode:	802.11a		
Ant.Polar.:	Horizontal		



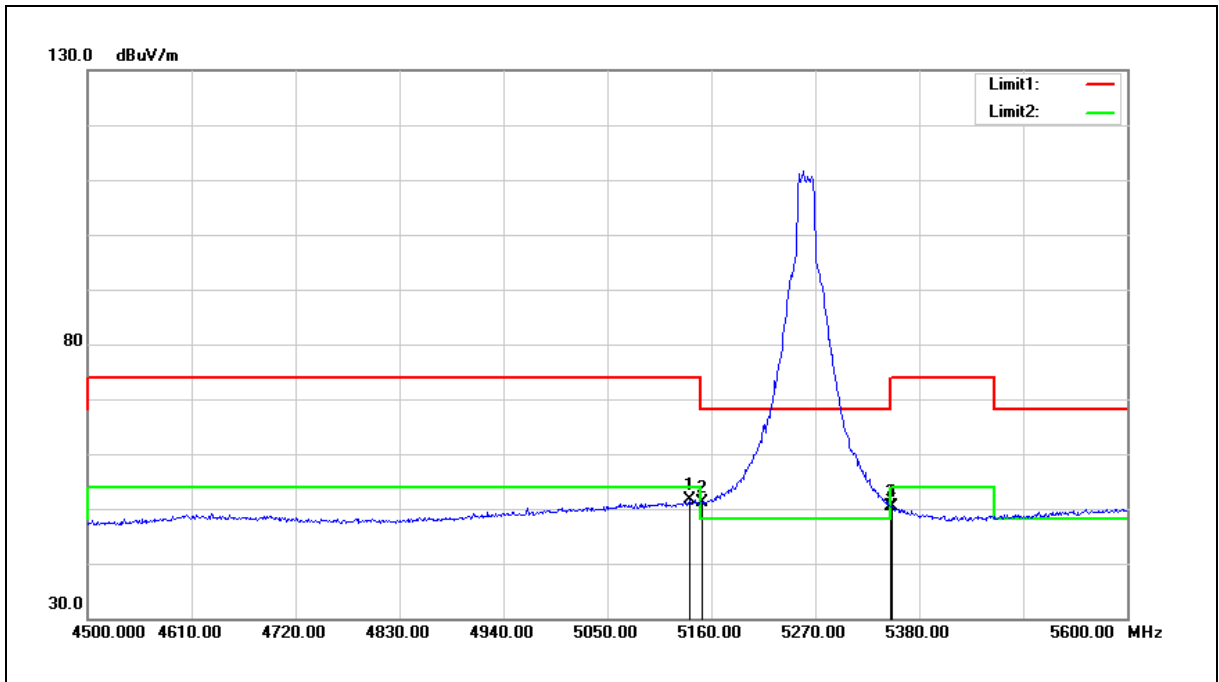
No.	Frequency (MHz)	Reading (dBuV)	Correct Factor (dB/m)	Result (dBuV/m)	Limit (dBuV/m)	Margin (dB)	Remark
1	5111.600	51.30	-0.15	51.15	54.00	-2.85	AVG
2	5150.000	50.65	-0.08	50.57	54.00	-3.43	AVG
3	5350.000	49.27	0.30	49.57	54.00	-4.43	AVG
4	5353.600	49.44	0.30	49.74	54.00	-4.26	AVG

Note: 1.Result (dBuV/m) = Correct Factor (dB/m) + Reading(dBuV).

2.Correction factor (dB/m) = Antenna Factor (dB/m) + Cable loss (dB) – Pre-Amplifier gain (dB).

3.When the peak results are less than average limit, so not need to evaluate the average.

Standard:	FCC Part 15.407	Test Distance:	3 m
Test item:	Band edge		
Frequency:	5260 MHz		
Mode:	802.11a		
Ant.Polar.:	Vertical		



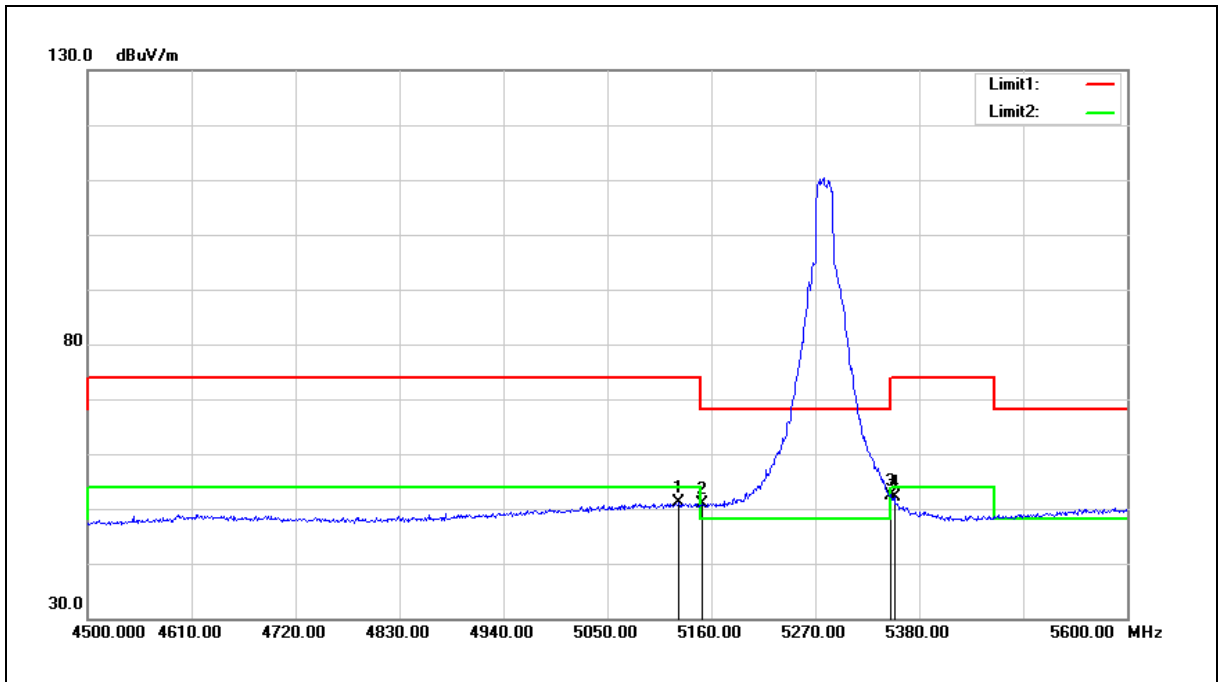
No.	Frequency (MHz)	Reading (dBuV)	Correct Factor (dB/m)	Result (dBuV/m)	Limit (dBuV/m)	Margin (dB)	Remark
1	5136.900	51.76	-0.10	51.66	54.00	-2.34	AVG
2	5150.000	51.26	-0.08	51.18	54.00	-2.82	AVG
3	5350.000	50.00	0.30	50.30	54.00	-3.70	AVG
4	5351.400	50.15	0.30	50.45	54.00	-3.55	AVG

Note:1.Result (dBuV/m) = Correct Factor (dB/m) + Reading(dBuV).

2.Correction factor (dB/m) = Antenna Factor (dB/m) + Cable loss (dB) – Pre-Amplifier gain (dB).

3.When the peak results are less than average limit, so not need to evaluate the average.

Standard:	FCC Part 15.407	Test Distance:	3 m
Test item:	Band edge		
Frequency:	5280 MHz		
Mode:	802.11a		
Ant.Polar.:	Horizontal		



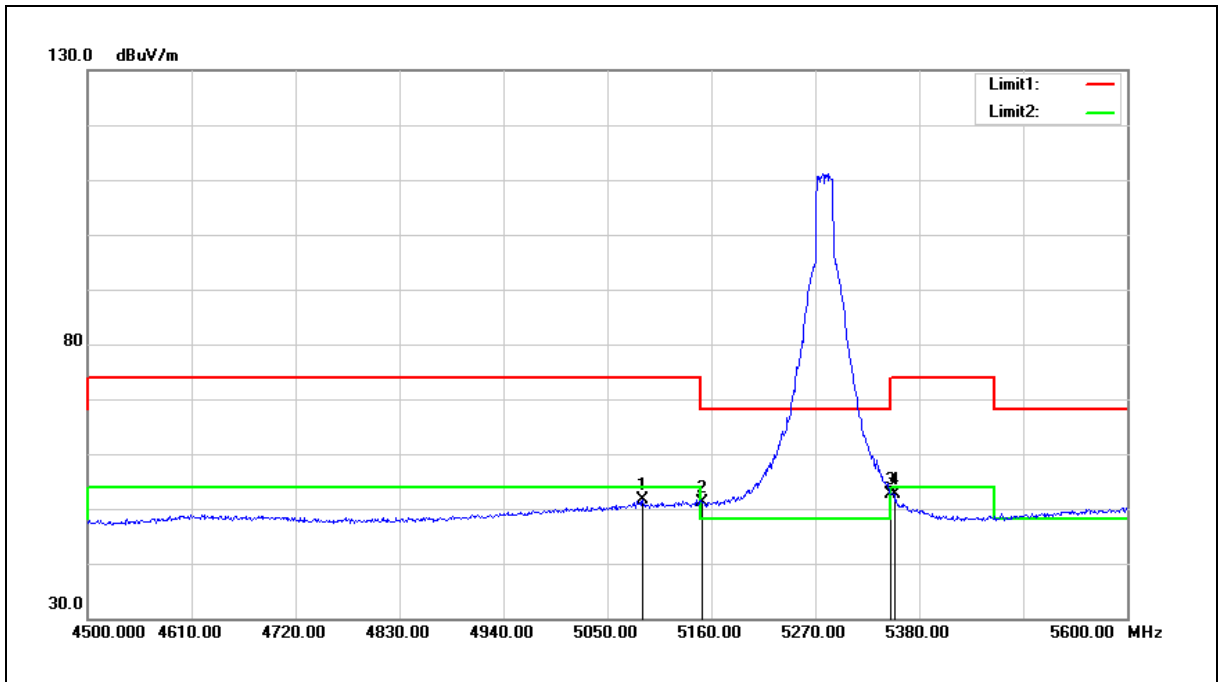
No.	Frequency (MHz)	Reading (dBuV)	Correct Factor (dB/m)	Result (dBuV/m)	Limit (dBuV/m)	Margin (dB)	Remark
1	5125.900	51.20	-0.13	51.07	54.00	-2.93	AVG
2	5150.000	51.03	-0.08	50.95	54.00	-3.05	AVG
3	5350.000	52.20	0.30	52.50	54.00	-1.50	AVG
4	5353.600	51.82	0.30	52.12	54.00	-1.88	AVG

Note:1.Result (dBuV/m) = Correct Factor (dB/m) + Reading(dBuV).

2.Correction factor (dB/m) = Antenna Factor (dB/m) + Cable loss (dB) – Pre-Amplifier gain (dB).

3.When the peak results are less than average limit, so not need to evaluate the average.

Standard:	FCC Part 15.407	Test Distance:	3 m
Test item:	Band edge		
Frequency:	5280 MHz		
Mode:	802.11a		
Ant.Polar.:	Vertical		



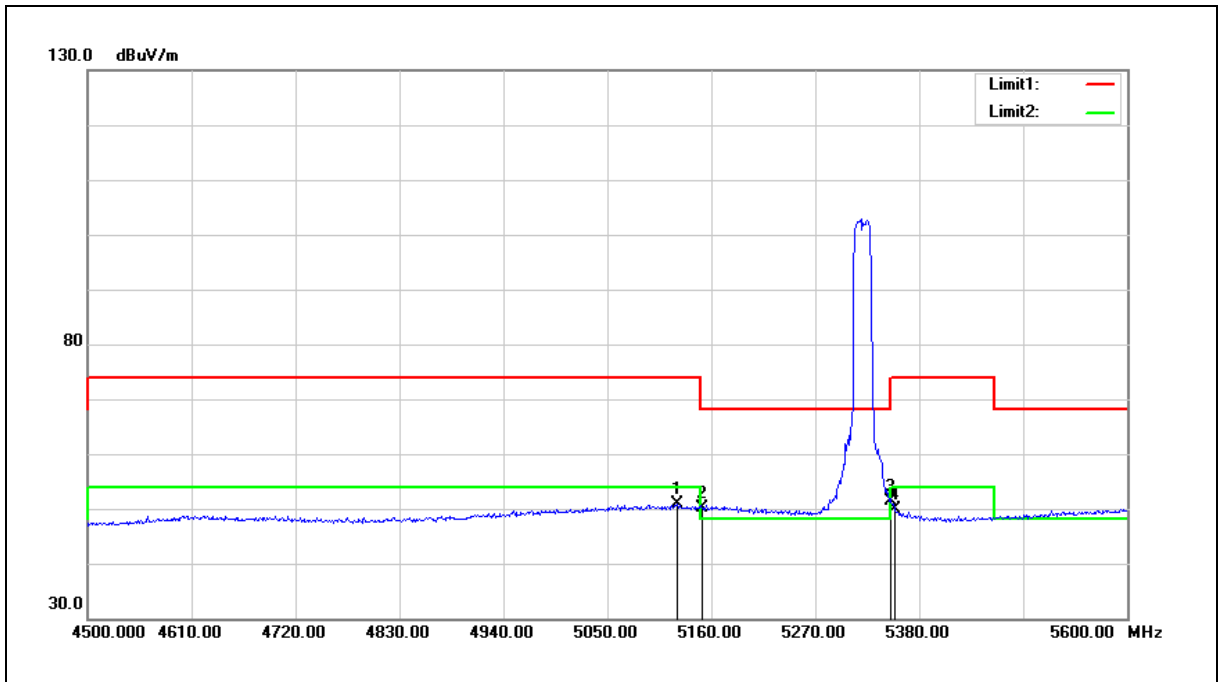
No.	Frequency (MHz)	Reading (dBuV)	Correct Factor (dB/m)	Result (dBuV/m)	Limit (dBuV/m)	Margin (dB)	Remark
1	5087.400	51.93	-0.20	51.73	54.00	-2.27	AVG
2	5150.000	51.13	-0.08	51.05	54.00	-2.95	AVG
3	5350.000	52.43	0.30	52.73	54.00	-1.27	AVG
4	5353.600	52.40	0.30	52.70	54.00	-1.30	AVG

Note:1.Result (dBuV/m) = Correct Factor (dB/m) + Reading(dBuV).

2.Correction factor (dB/m) = Antenna Factor (dB/m) + Cable loss (dB) – Pre-Amplifier gain (dB).

3.When the peak results are less than average limit, so not need to evaluate the average.

Standard:	FCC Part 15.407	Test Distance:	3 m
Test item:	Band edge		
Frequency:	5320 MHz		
Mode:	802.11a		
Ant.Polar.:	Horizontal		



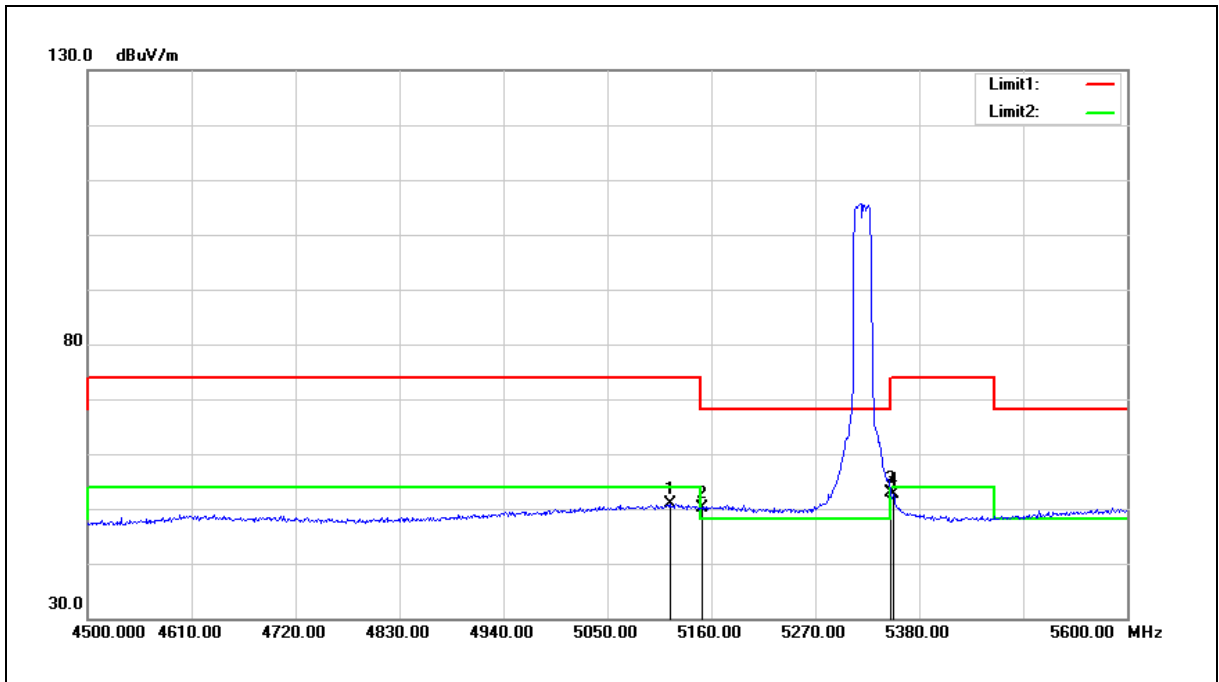
No.	Frequency (MHz)	Reading (dBuV)	Correct Factor (dB/m)	Result (dBuV/m)	Limit (dBuV/m)	Margin (dB)	Remark
1	5123.700	51.06	-0.13	50.93	54.00	-3.07	AVG
2	5150.000	50.28	-0.08	50.20	54.00	-3.80	AVG
3	5350.000	51.09	0.30	51.39	54.00	-2.61	AVG
4	5354.700	49.70	0.30	50.00	54.00	-4.00	AVG

Note:1.Result (dBuV/m) = Correct Factor (dB/m) + Reading(dBuV).

2.Correction factor (dB/m) = Antenna Factor (dB/m) + Cable loss (dB) – Pre-Amplifier gain (dB).

3.When the peak results are less than average limit, so not need to evaluate the average.

Standard:	FCC Part 15.407	Test Distance:	3 m
Test item:	Band edge		
Frequency:	5320 MHz		
Mode:	802.11a		
Ant.Polar.:	Vertical		



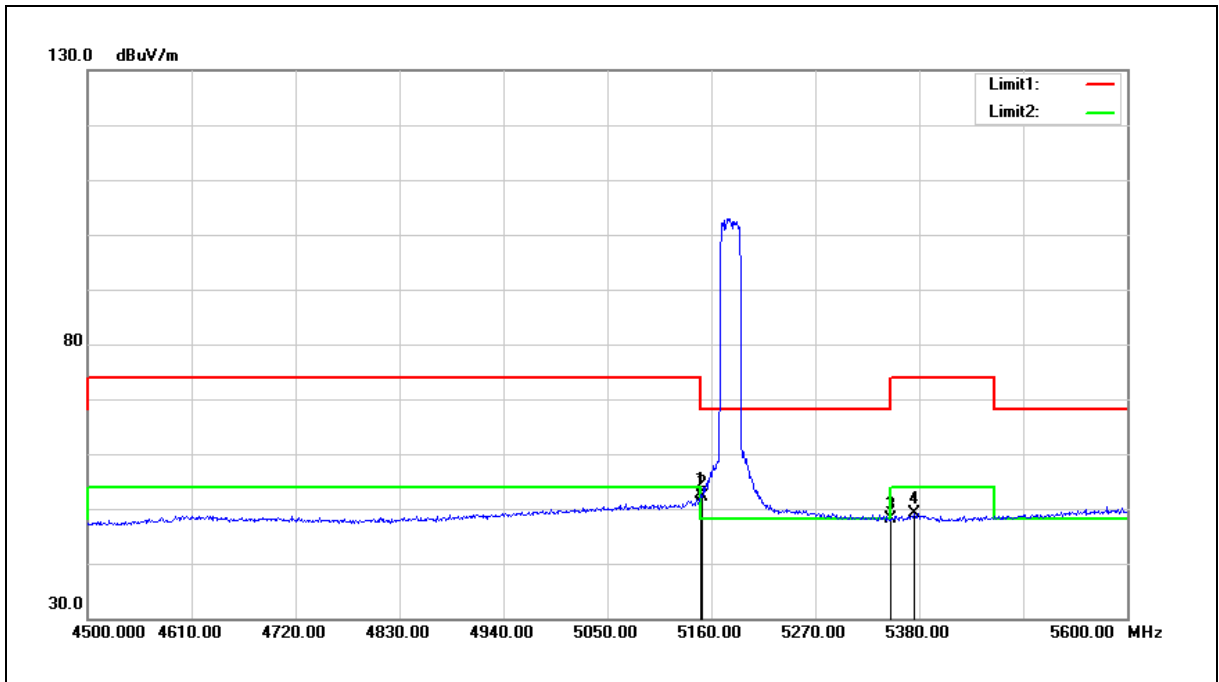
No.	Frequency (MHz)	Reading (dBuV)	Correct Factor (dB/m)	Result (dBuV/m)	Limit (dBuV/m)	Margin (dB)	Remark
1	5116.000	50.94	-0.15	50.79	54.00	-3.21	AVG
2	5150.000	50.26	-0.08	50.18	54.00	-3.82	AVG
3	5350.000	52.62	0.30	52.92	54.00	-1.08	AVG
4	5352.500	52.32	0.30	52.62	54.00	-1.38	AVG

Note:1.Result (dBuV/m) = Correct Factor (dB/m) + Reading(dBuV).

2.Correction factor (dB/m) = Antenna Factor (dB/m) + Cable loss (dB) – Pre-Amplifier gain (dB).

3.When the peak results are less than average limit, so not need to evaluate the average.

Standard:	FCC Part 15.407	Test Distance:	3 m
Test item:	Band edge		
Frequency:	5180 MHz		
Mode:	802.11ax HE20		
Ant.Polar.:	Horizontal		



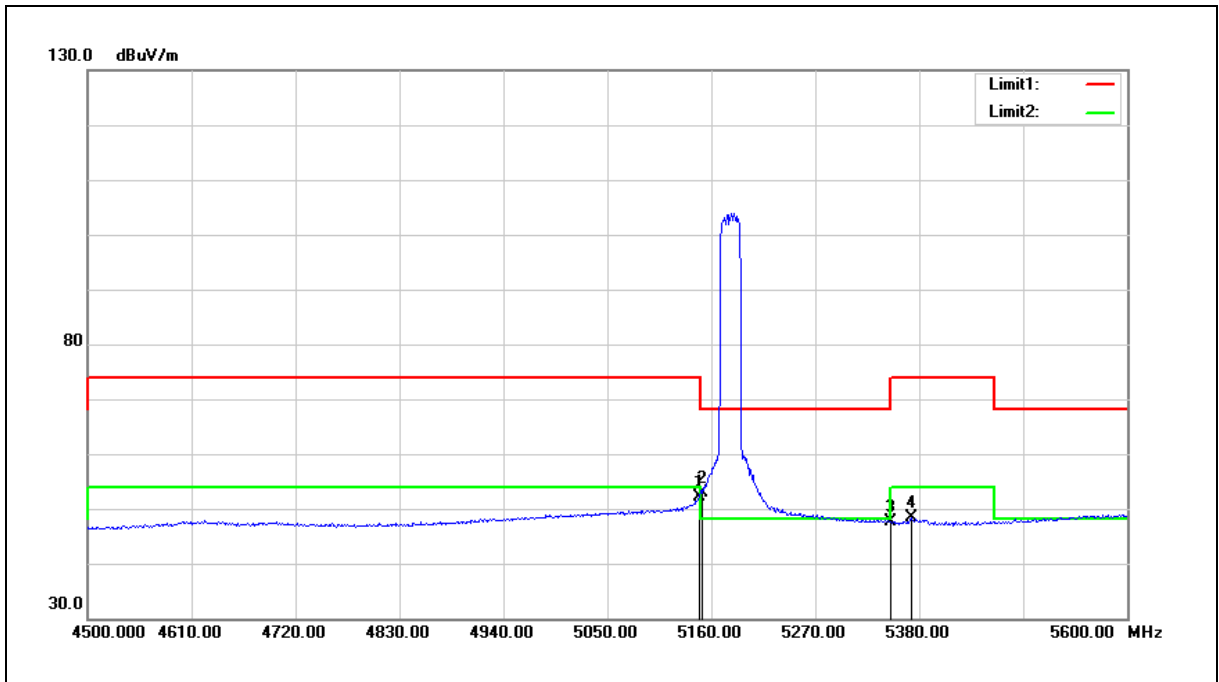
No.	Frequency (MHz)	Reading (dBuV)	Correct Factor (dB/m)	Result (dBuV/m)	Limit (dBuV/m)	Margin (dB)	Remark
1	5149.000	52.59	-0.08	52.51	54.00	-1.49	AVG
2	5150.000	52.11	-0.08	52.03	54.00	-1.97	AVG
3	5350.000	47.83	0.30	48.13	54.00	-5.87	AVG
4	5374.500	48.73	0.34	49.07	54.00	-4.93	AVG

Note:1.Result (dBuV/m) = Correct Factor (dB/m) + Reading(dBuV).

2.Correction factor (dB/m) = Antenna Factor (dB/m) + Cable loss (dB) – Pre-Amplifier gain (dB).

3.When the peak results are less than average limit, so not need to evaluate the average.

Standard:	FCC Part 15.407	Test Distance:	3 m
Test item:	Band edge		
Frequency:	5180 MHz		
Mode:	802.11ax HE20		
Ant.Polar.:	Vertical		



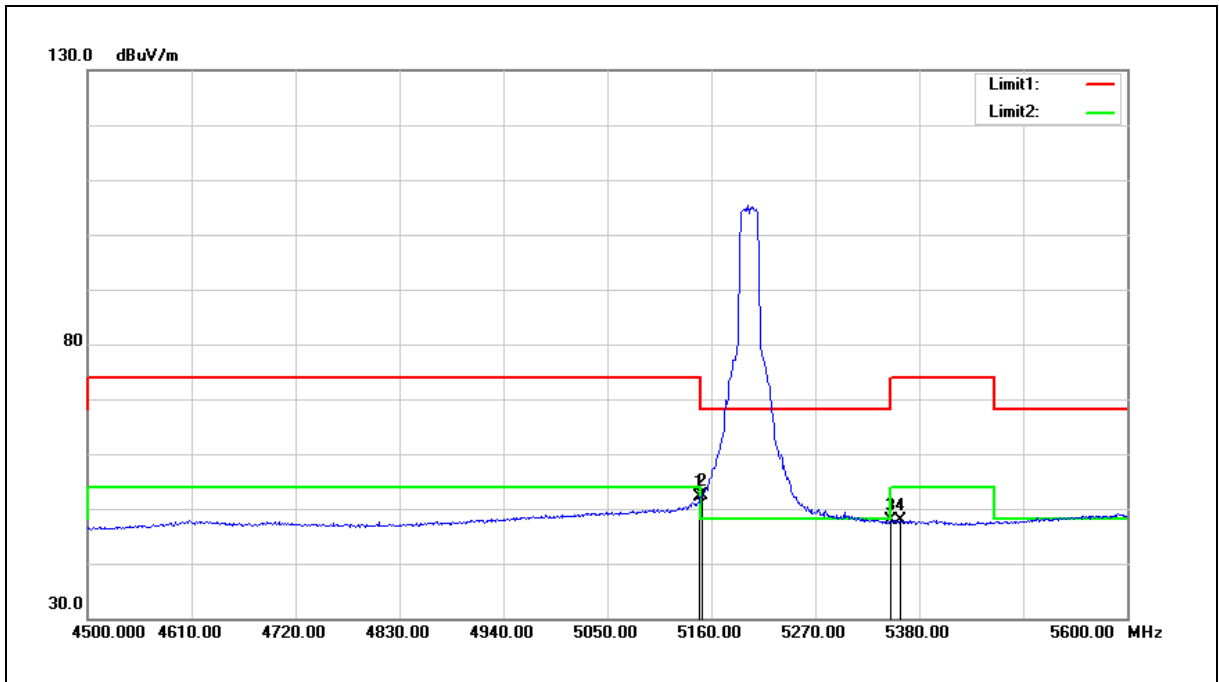
No.	Frequency (MHz)	Reading (dBuV)	Correct Factor (dB/m)	Result (dBuV/m)	Limit (dBuV/m)	Margin (dB)	Remark
1	5147.900	52.24	-0.08	52.16	54.00	-1.84	AVG
2	5150.000	52.93	-0.08	52.85	54.00	-1.15	AVG
3	5350.000	47.27	0.30	47.57	54.00	-6.43	AVG
4	5371.200	48.01	0.34	48.35	54.00	-5.65	AVG

Note:1.Result (dBuV/m) = Correct Factor (dB/m) + Reading(dBuV).

2.Correction factor (dB/m) = Antenna Factor (dB/m) + Cable loss (dB) – Pre-Amplifier gain (dB).

3.When the peak results are less than average limit, so not need to evaluate the average.

Standard:	FCC Part 15.407	Test Distance:	3 m
Test item:	Band edge		
Frequency:	5200 MHz		
Mode:	802.11ax HE20		
Ant.Polar.:	Horizontal		



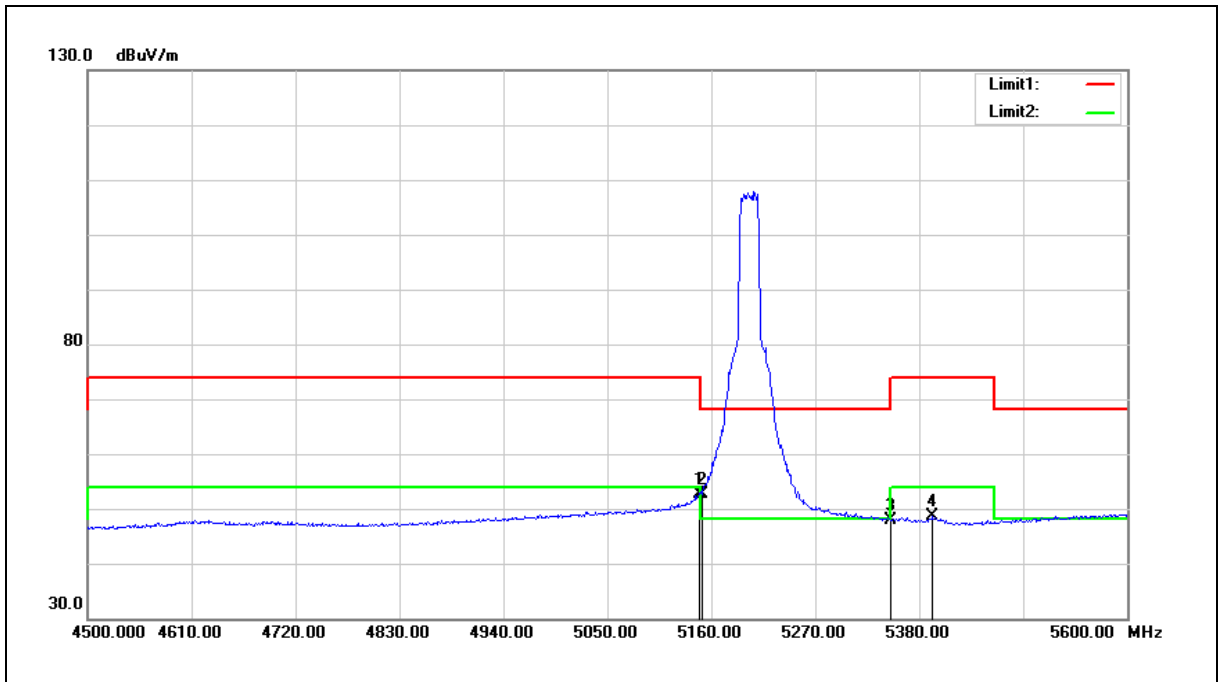
No.	Frequency (MHz)	Reading (dBuV)	Correct Factor (dB/m)	Result (dBuV/m)	Limit (dBuV/m)	Margin (dB)	Remark
1	5147.900	52.11	-0.08	52.03	54.00	-1.97	AVG
2	5150.000	52.34	-0.08	52.26	54.00	-1.74	AVG
3	5350.000	47.54	0.30	47.84	54.00	-6.16	AVG
4	5360.200	47.62	0.31	47.93	54.00	-6.07	AVG

Note:1.Result (dBuV/m) = Correct Factor (dB/m) + Reading(dBuV).

2.Correction factor (dB/m) = Antenna Factor (dB/m) + Cable loss (dB) – Pre-Amplifier gain (dB).

3.When the peak results are less than average limit, so not need to evaluate the average.

Standard:	FCC Part 15.407	Test Distance:	3 m
Test item:	Band edge		
Frequency:	5200 MHz		
Mode:	802.11ax HE20		
Ant.Polar.:	Vertical		



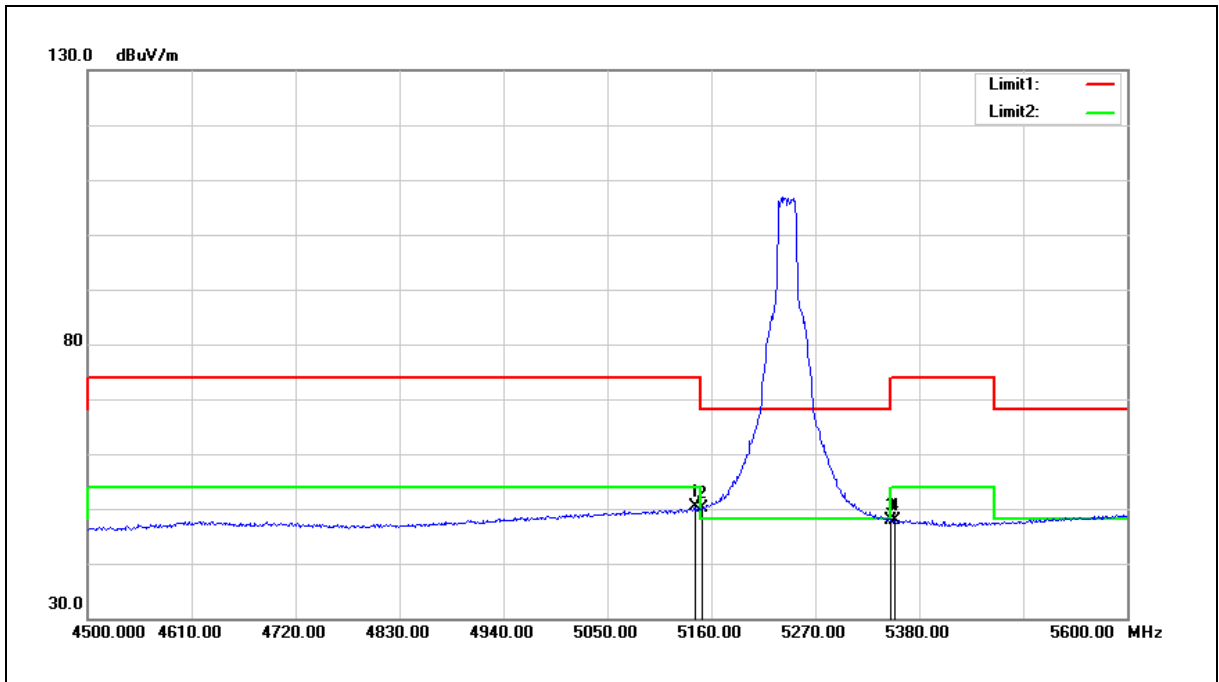
No.	Frequency (MHz)	Reading (dBuV)	Correct Factor (dB/m)	Result (dBuV/m)	Limit (dBuV/m)	Margin (dB)	Remark
1	5147.900	52.81	-0.08	52.73	54.00	-1.27	AVG
2	5150.000	52.68	-0.08	52.60	54.00	-1.40	AVG
3	5350.000	47.66	0.30	47.96	54.00	-6.04	AVG
4	5394.300	48.21	0.38	48.59	54.00	-5.41	AVG

Note:1.Result (dBuV/m) = Correct Factor (dB/m) + Reading(dBuV).

2.Correction factor (dB/m) = Antenna Factor (dB/m) + Cable loss (dB) – Pre-Amplifier gain (dB).

3.When the peak results are less than average limit, so not need to evaluate the average.

Standard:	FCC Part 15.407	Test Distance:	3 m
Test item:	Band edge		
Frequency:	5240 MHz		
Mode:	802.11ax HE20		
Ant.Polar.:	Horizontal		



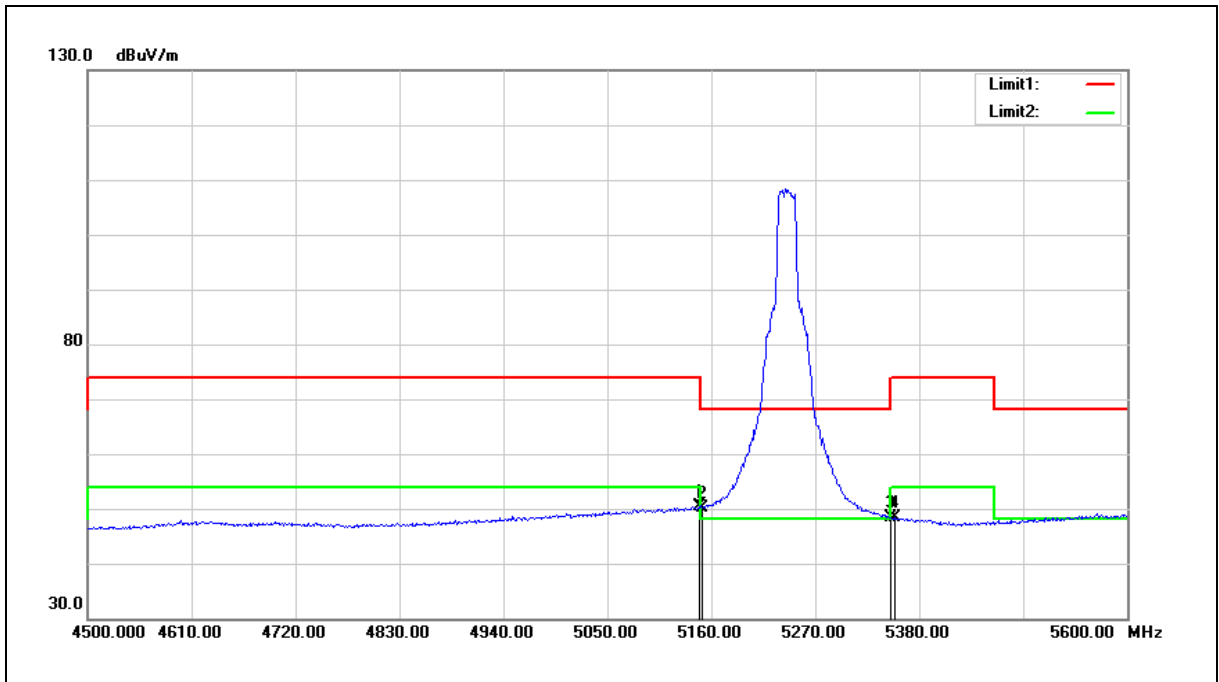
No.	Frequency (MHz)	Reading (dBuV)	Correct Factor (dB/m)	Result (dBuV/m)	Limit (dBuV/m)	Margin (dB)	Remark
1	5142.400	50.36	-0.10	50.26	54.00	-3.74	AVG
2	5150.000	50.24	-0.08	50.16	54.00	-3.84	AVG
3	5350.000	47.70	0.30	48.00	54.00	-6.00	AVG
4	5354.700	47.60	0.30	47.90	54.00	-6.10	AVG

Note:1.Result (dBuV/m) = Correct Factor (dB/m) + Reading(dBuV).

2.Correction factor (dB/m) = Antenna Factor (dB/m) + Cable loss (dB) – Pre-Amplifier gain (dB).

3.When the peak results are less than average limit, so not need to evaluate the average.

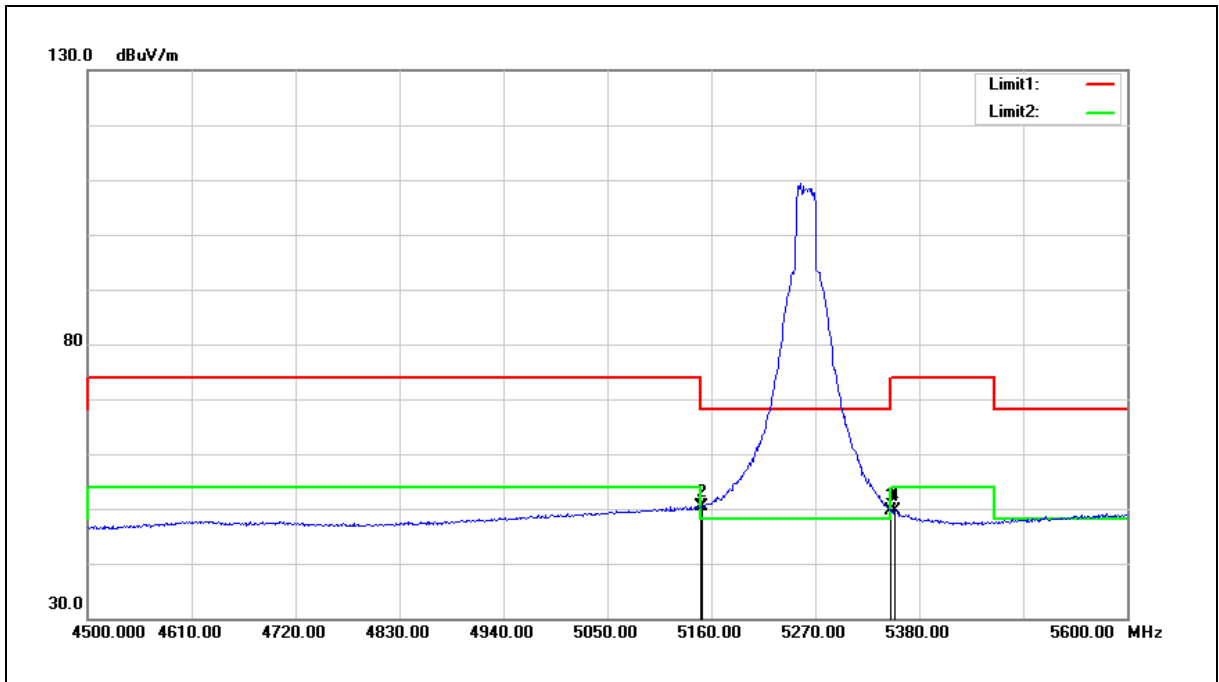
Standard:	FCC Part 15.407	Test Distance:	3 m
Test item:	Band edge		
Frequency:	5240 MHz		
Mode:	802.11ax HE20		
Ant.Polar.:	Vertical		



No.	Frequency (MHz)	Reading (dBuV)	Correct Factor (dB/m)	Result (dBuV/m)	Limit (dBuV/m)	Margin (dB)	Remark
1	5147.900	50.42	-0.08	50.34	54.00	-3.66	AVG
2	5150.000	50.22	-0.08	50.14	54.00	-3.86	AVG
3	5350.000	47.97	0.30	48.27	54.00	-5.73	AVG
4	5353.600	47.96	0.30	48.26	54.00	-5.74	AVG

- Note: 1. Result (dBuV/m) = Correct Factor (dB/m) + Reading (dBuV).
2. Correction factor (dB/m) = Antenna Factor (dB/m) + Cable loss (dB) – Pre-Amplifier gain (dB).
3. When the peak results are less than average limit, so not need to evaluate the average.

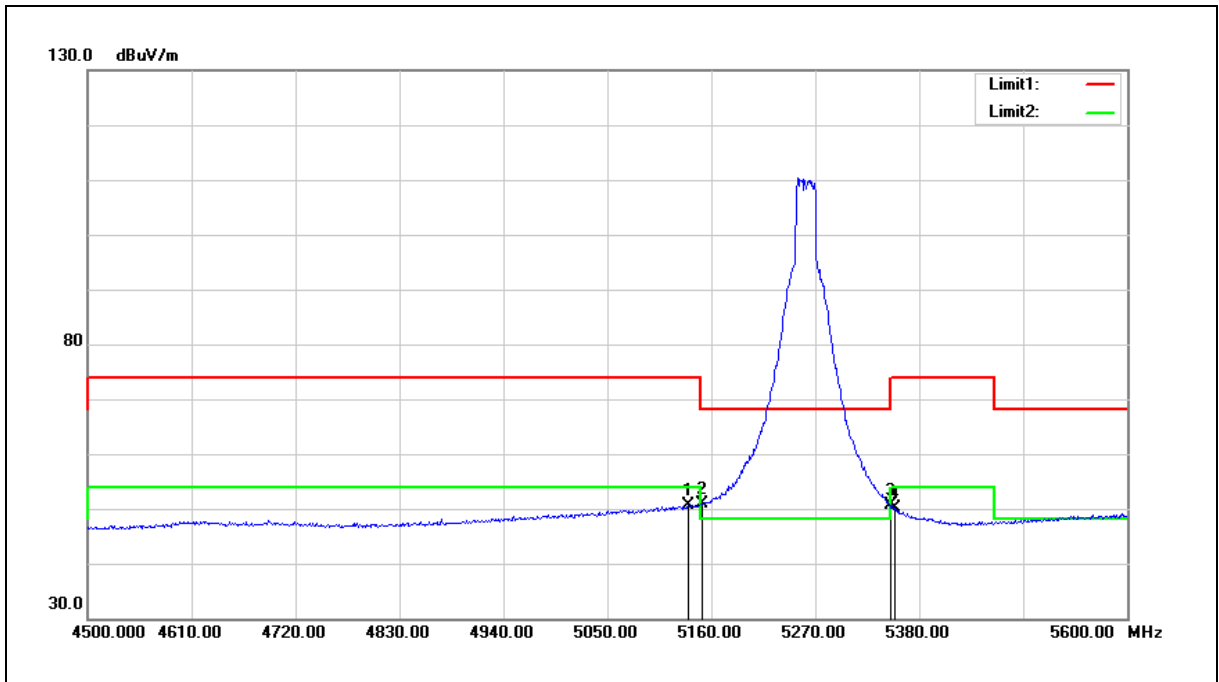
Standard:	FCC Part 15.407	Test Distance:	3 m
Test item:	Band edge		
Frequency:	5260 MHz		
Mode:	802.11ax HE20		
Ant.Polar.:	Horizontal		



No.	Frequency (MHz)	Reading (dBuV)	Correct Factor (dB/m)	Result (dBuV/m)	Limit (dBuV/m)	Margin (dB)	Remark
1	5149.000	50.39	-0.08	50.31	54.00	-3.69	AVG
2	5150.000	50.48	-0.08	50.40	54.00	-3.60	AVG
3	5350.000	49.28	0.30	49.58	54.00	-4.42	AVG
4	5353.600	49.30	0.30	49.60	54.00	-4.40	AVG

- Note: 1.Result (dBuV/m) = Correct Factor (dB/m) + Reading(dBuV).
 2.Correction factor (dB/m) = Antenna Factor (dB/m) + Cable loss (dB) – Pre-Amplifier gain (dB).
 3.When the peak results are less than average limit, so not need to evaluate the average.

Standard:	FCC Part 15.407	Test Distance:	3 m
Test item:	Band edge		
Frequency:	5260 MHz		
Mode:	802.11ax HE20		
Ant.Polar.:	Vertical		



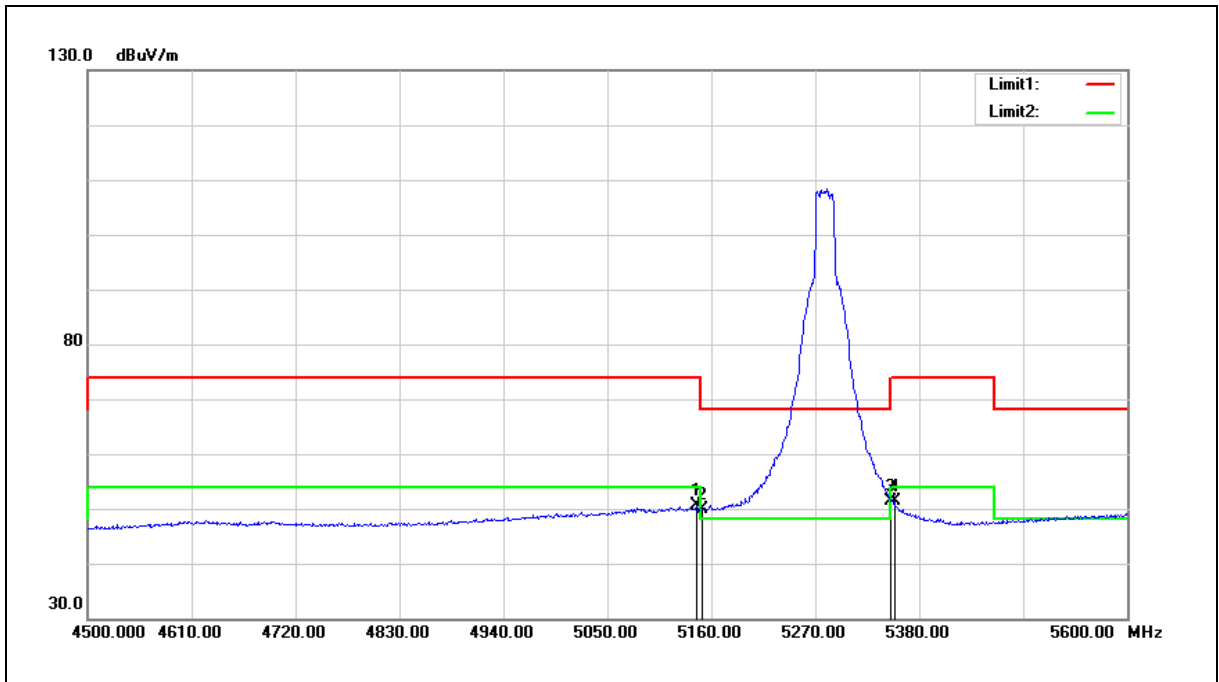
No.	Frequency (MHz)	Reading (dBuV)	Correct Factor (dB/m)	Result (dBuV/m)	Limit (dBuV/m)	Margin (dB)	Remark
1	5135.800	50.80	-0.10	50.70	54.00	-3.30	AVG
2	5150.000	50.95	-0.08	50.87	54.00	-3.13	AVG
3	5350.000	50.27	0.30	50.57	54.00	-3.43	AVG
4	5353.600	49.72	0.30	50.02	54.00	-3.98	AVG

Note:1.Result (dBuV/m) = Correct Factor (dB/m) + Reading(dBuV).

2.Correction factor (dB/m) = Antenna Factor (dB/m) + Cable loss (dB) – Pre-Amplifier gain (dB).

3.When the peak results are less than average limit, so not need to evaluate the average.

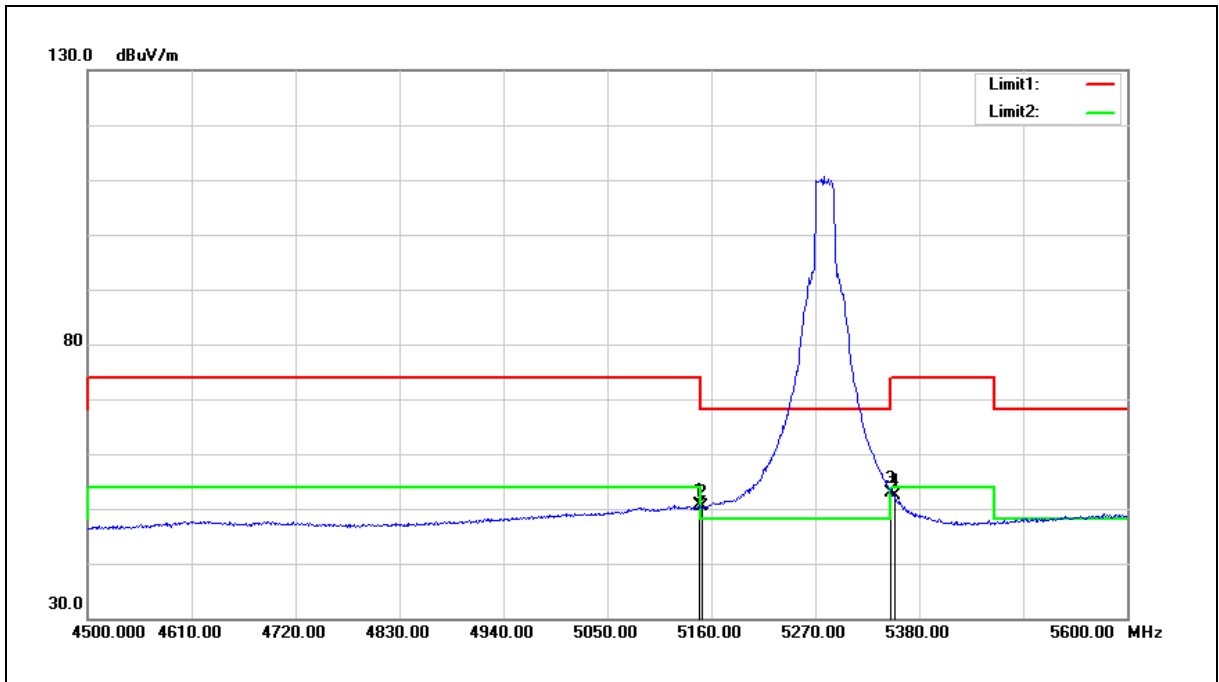
Standard:	FCC Part 15.407	Test Distance:	3 m
Test item:	Band edge		
Frequency:	5280 MHz		
Mode:	802.11ax HE20		
Ant.Polar.:	Horizontal		



No.	Frequency (MHz)	Reading (dBuV)	Correct Factor (dB/m)	Result (dBuV/m)	Limit (dBuV/m)	Margin (dB)	Remark
1	5144.600	50.66	-0.08	50.58	54.00	-3.42	AVG
2	5150.000	49.95	-0.08	49.87	54.00	-4.13	AVG
3	5350.000	51.02	0.30	51.32	54.00	-2.68	AVG
4	5353.600	50.99	0.30	51.29	54.00	-2.71	AVG

- Note: 1.Result (dBuV/m) = Correct Factor (dB/m) + Reading(dBuV).
 2.Correction factor (dB/m) = Antenna Factor (dB/m) + Cable loss (dB) – Pre-Amplifier gain (dB).
 3.When the peak results are less than average limit, so not need to evaluate the average.

Standard:	FCC Part 15.407	Test Distance:	3 m
Test item:	Band edge		
Frequency:	5280 MHz		
Mode:	802.11ax HE20		
Ant.Polar.:	Vertical		



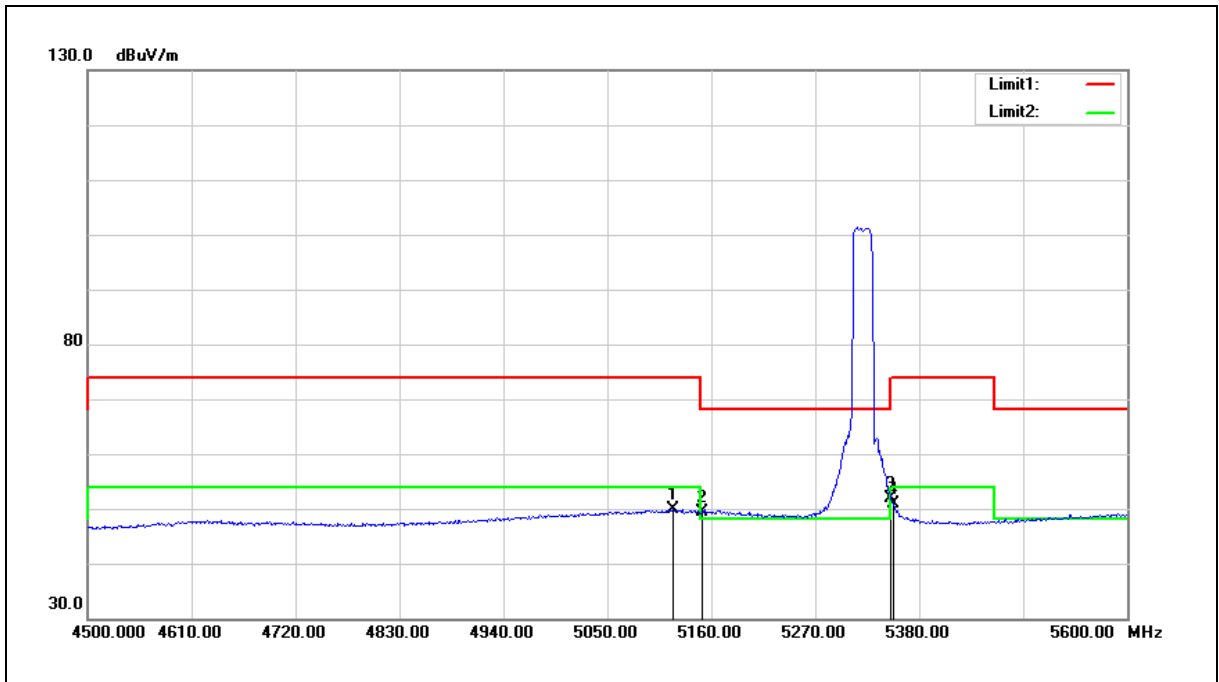
No.	Frequency (MHz)	Reading (dBuV)	Correct Factor (dB/m)	Result (dBuV/m)	Limit (dBuV/m)	Margin (dB)	Remark
1	5147.900	50.69	-0.08	50.61	54.00	-3.39	AVG
2	5150.000	50.36	-0.08	50.28	54.00	-3.72	AVG
3	5350.000	52.64	0.30	52.94	54.00	-1.06	AVG
4	5353.600	52.15	0.30	52.45	54.00	-1.55	AVG

Note:1.Result (dBuV/m) = Correct Factor (dB/m) + Reading(dBuV).

2.Correction factor (dB/m) = Antenna Factor (dB/m) + Cable loss (dB) – Pre-Amplifier gain (dB).

3.When the peak results are less than average limit, so not need to evaluate the average.

Standard:	FCC Part 15.407	Test Distance:	3 m
Test item:	Band edge		
Frequency:	5320 MHz		
Mode:	802.11ax HE20		
Ant.Polar.:	Horizontal		



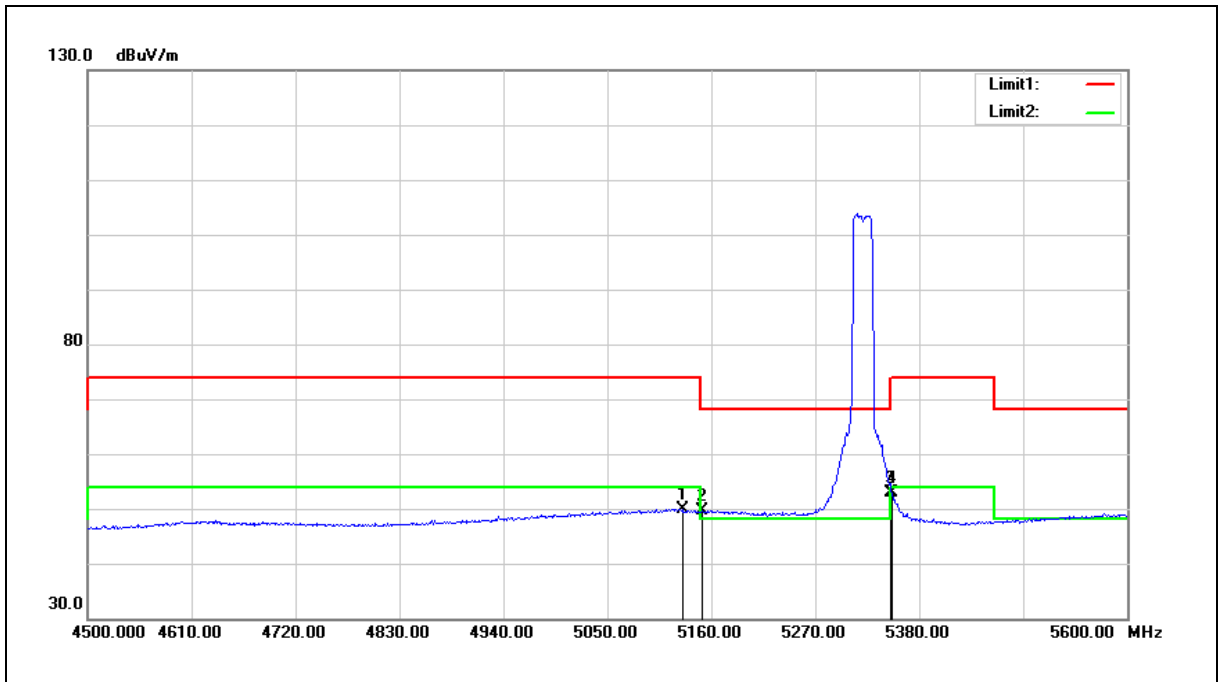
No.	Frequency (MHz)	Reading (dBuV)	Correct Factor (dB/m)	Result (dBuV/m)	Limit (dBuV/m)	Margin (dB)	Remark
1	5119.300	49.99	-0.13	49.86	54.00	-4.14	AVG
2	5150.000	49.38	-0.08	49.30	54.00	-4.70	AVG
3	5350.000	51.64	0.30	51.94	54.00	-2.06	AVG
4	5352.500	50.61	0.30	50.91	54.00	-3.09	AVG

Note:1.Result (dBuV/m) = Correct Factor (dB/m) + Reading(dBuV).

2.Correction factor (dB/m) = Antenna Factor (dB/m) + Cable loss (dB) – Pre-Amplifier gain (dB).

3.When the peak results are less than average limit, so not need to evaluate the average.

Standard:	FCC Part 15.407	Test Distance:	3 m
Test item:	Band edge		
Frequency:	5320 MHz		
Mode:	802.11ax HE20		
Ant.Polar.:	Vertical		



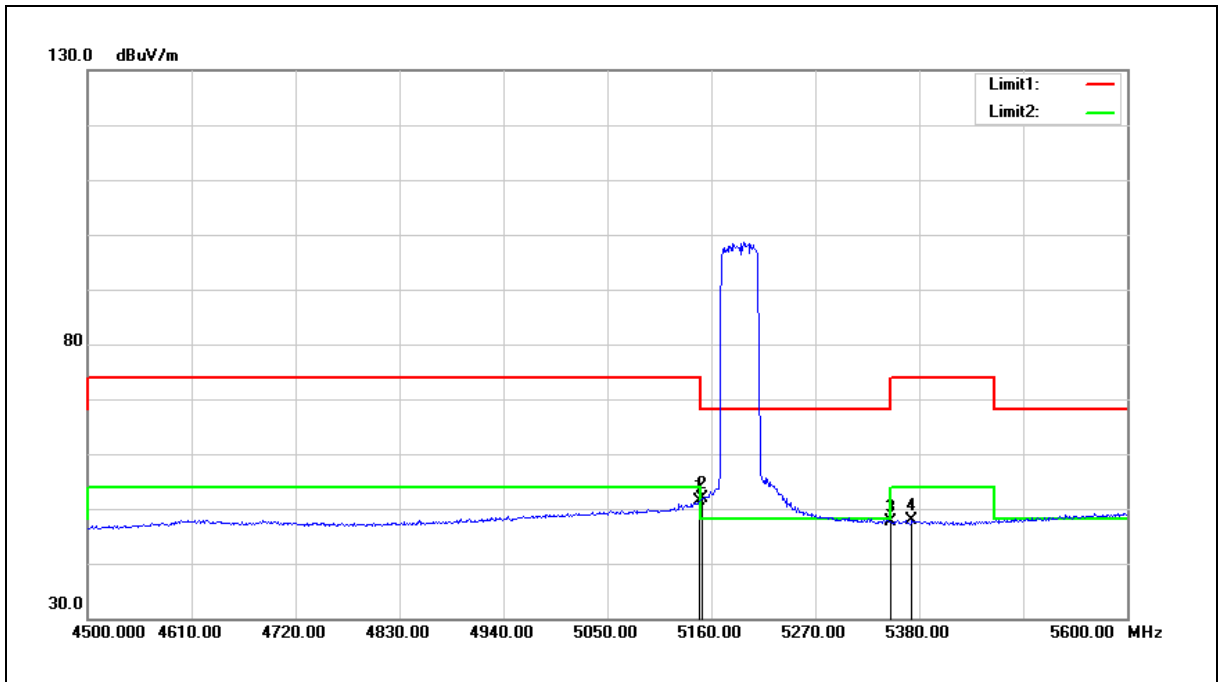
No.	Frequency (MHz)	Reading (dBuV)	Correct Factor (dB/m)	Result (dBuV/m)	Limit (dBuV/m)	Margin (dB)	Remark
1	5129.200	50.08	-0.13	49.95	54.00	-4.05	AVG
2	5150.000	49.69	-0.08	49.61	54.00	-4.39	AVG
3	5350.000	52.69	0.30	52.99	54.00	-1.01	AVG
4	5351.400	52.48	0.30	52.78	54.00	-1.22	AVG

Note:1.Result (dBuV/m) = Correct Factor (dB/m) + Reading(dBuV).

2.Correction factor (dB/m) = Antenna Factor (dB/m) + Cable loss (dB) – Pre-Amplifier gain (dB).

3.When the peak results are less than average limit, so not need to evaluate the average.

Standard:	FCC Part 15.407	Test Distance:	3 m
Test item:	Band edge		
Frequency:	5190 MHz		
Mode:	802.11ax HE40		
Ant.Polar.:	Horizontal		



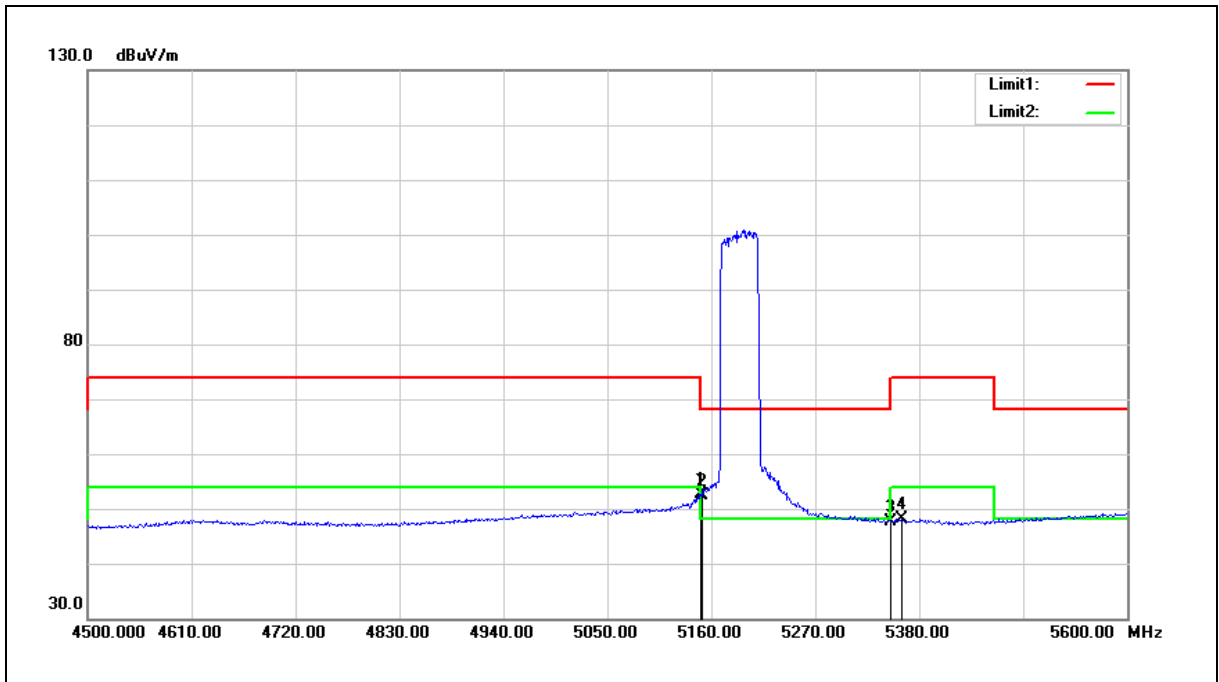
No.	Frequency (MHz)	Reading (dBuV)	Correct Factor (dB/m)	Result (dBuV/m)	Limit (dBuV/m)	Margin (dB)	Remark
1	5147.900	51.47	-0.08	51.39	54.00	-2.61	AVG
2	5150.000	51.93	-0.08	51.85	54.00	-2.15	AVG
3	5350.000	47.22	0.30	47.52	54.00	-6.48	AVG
4	5372.300	47.54	0.34	47.88	54.00	-6.12	AVG

Note:1.Result (dBuV/m) = Correct Factor (dB/m) + Reading(dBuV).

2.Correction factor (dB/m) = Antenna Factor (dB/m) + Cable loss (dB) – Pre-Amplifier gain (dB).

3.When the peak results are less than average limit, so not need to evaluate the average.

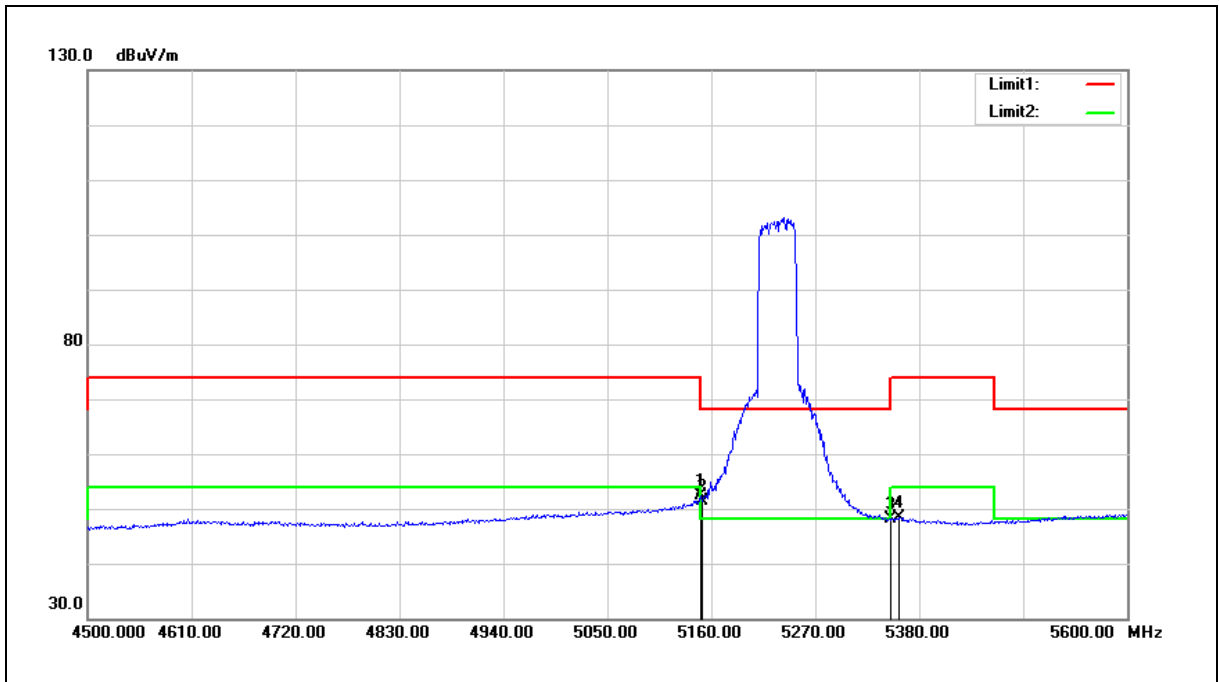
Standard:	FCC Part 15.407	Test Distance:	3 m
Test item:	Band edge		
Frequency:	5190 MHz		
Mode:	802.11ax HE40		
Ant.Polar.:	Vertical		



No.	Frequency (MHz)	Reading (dBuV)	Correct Factor (dB/m)	Result (dBuV/m)	Limit (dBuV/m)	Margin (dB)	Remark
1	5149.000	52.71	-0.08	52.63	54.00	-1.37	AVG
2	5150.000	52.52	-0.08	52.44	54.00	-1.56	AVG
3	5350.000	47.26	0.30	47.56	54.00	-6.44	AVG
4	5361.300	47.71	0.31	48.02	54.00	-5.98	AVG

- Note: 1.Result (dBuV/m) = Correct Factor (dB/m) + Reading(dBuV).
 2.Correction factor (dB/m) = Antenna Factor (dB/m) + Cable loss (dB) – Pre-Amplifier gain (dB).
 3.When the peak results are less than average limit, so not need to evaluate the average.

Standard:	FCC Part 15.407	Test Distance:	3 m
Test item:	Band edge		
Frequency:	5230 MHz		
Mode:	802.11ax HE40		
Ant.Polar.:	Horizontal		



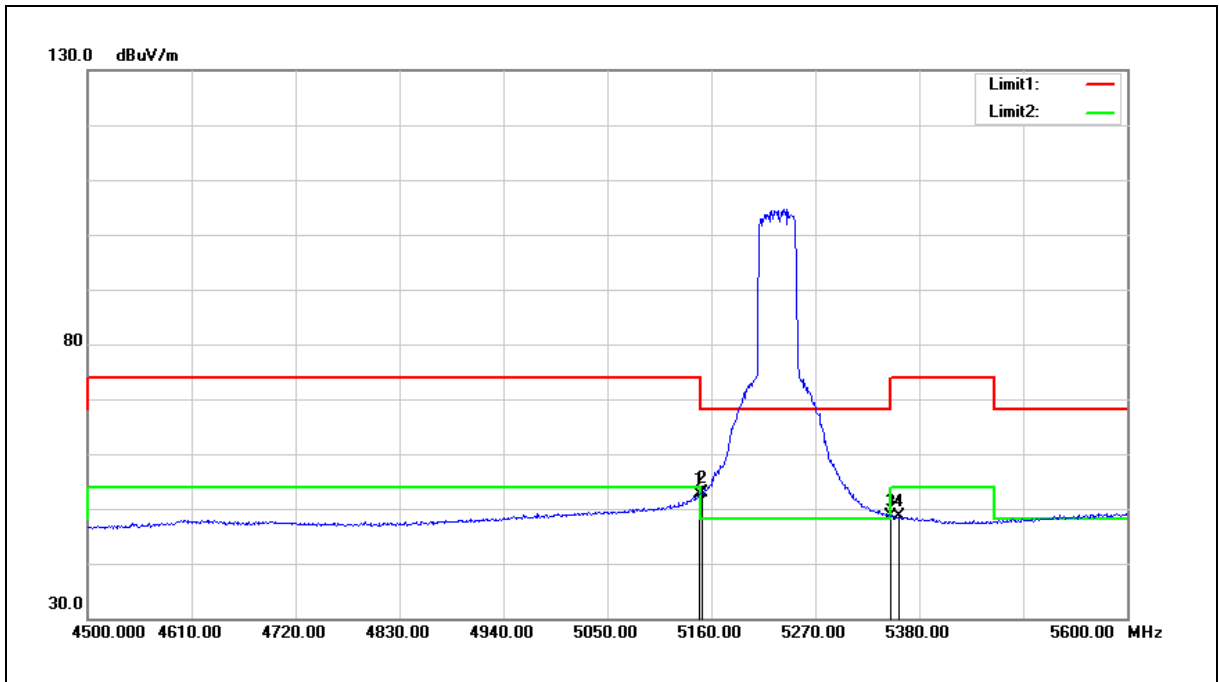
No.	Frequency (MHz)	Reading (dBuV)	Correct Factor (dB/m)	Result (dBuV/m)	Limit (dBuV/m)	Margin (dB)	Remark
1	5149.000	52.34	-0.08	52.26	54.00	-1.74	AVG
2	5150.000	51.58	-0.08	51.50	54.00	-2.50	AVG
3	5350.000	47.77	0.30	48.07	54.00	-5.93	AVG
4	5359.100	48.14	0.31	48.45	54.00	-5.55	AVG

Note: 1. Result (dBuV/m) = Correct Factor (dB/m) + Reading (dBuV).

2. Correction factor (dB/m) = Antenna Factor (dB/m) + Cable loss (dB) – Pre-Amplifier gain (dB).

3. When the peak results are less than average limit, so not need to evaluate the average.

Standard:	FCC Part 15.407	Test Distance:	3 m
Test item:	Band edge		
Frequency:	5230 MHz		
Mode:	802.11ax HE40		
Ant.Polar.:	Vertical		



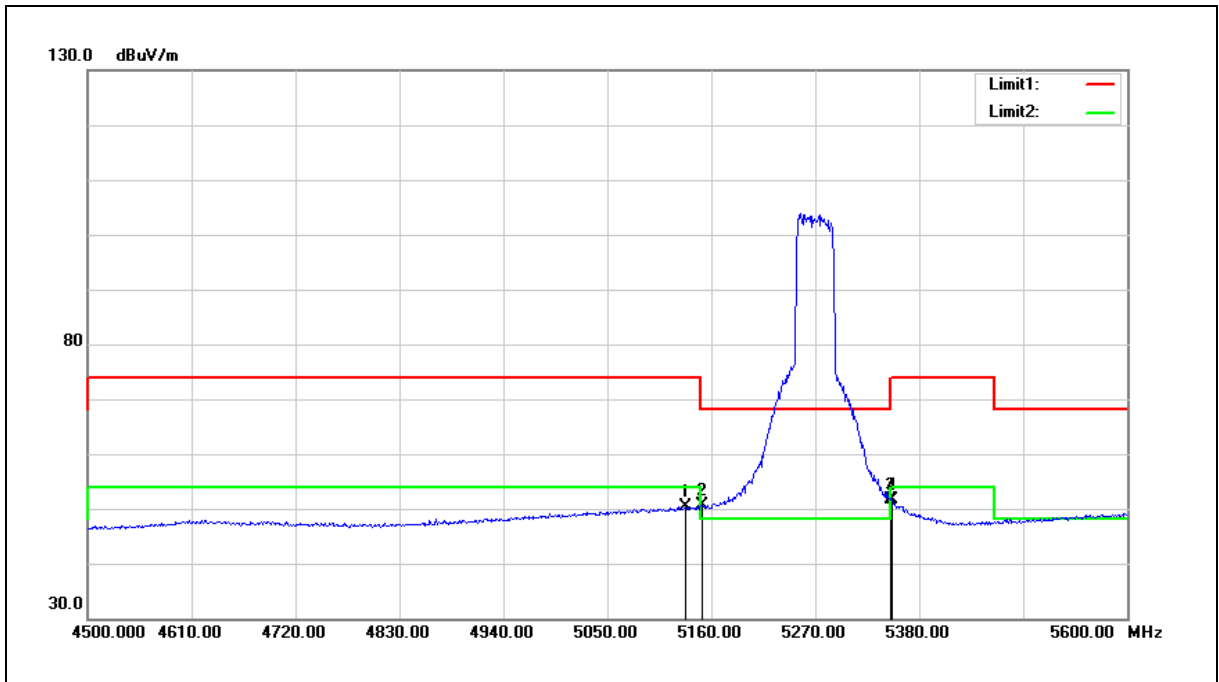
No.	Frequency (MHz)	Reading (dBuV)	Correct Factor (dB/m)	Result (dBuV/m)	Limit (dBuV/m)	Margin (dB)	Remark
1	5147.900	52.76	-0.08	52.68	54.00	-1.32	AVG
2	5150.000	52.87	-0.08	52.79	54.00	-1.21	AVG
3	5350.000	48.42	0.30	48.72	54.00	-5.28	AVG
4	5359.100	48.44	0.31	48.75	54.00	-5.25	AVG

Note:1.Result (dBuV/m) = Correct Factor (dB/m) + Reading(dBuV).

2.Correction factor (dB/m) = Antenna Factor (dB/m) + Cable loss (dB) – Pre-Amplifier gain (dB).

3.When the peak results are less than average limit, so not need to evaluate the average.

Standard:	FCC Part 15.407	Test Distance:	3 m
Test item:	Band edge		
Frequency:	5270 MHz		
Mode:	802.11ax HE40		
Ant.Polar.:	Horizontal		



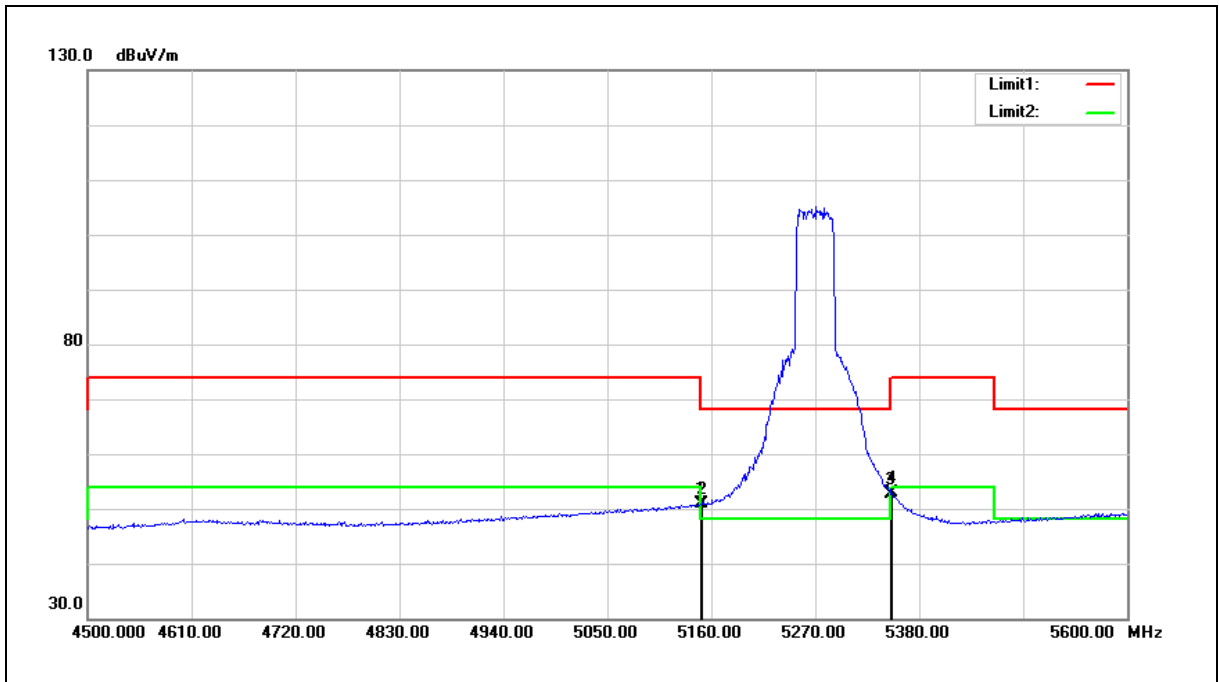
No.	Frequency (MHz)	Reading (dBuV)	Correct Factor (dB/m)	Result (dBuV/m)	Limit (dBuV/m)	Margin (dB)	Remark
1	5132.500	50.50	-0.10	50.40	54.00	-3.60	AVG
2	5150.000	50.82	-0.08	50.74	54.00	-3.26	AVG
3	5350.000	51.34	0.30	51.64	54.00	-2.36	AVG
4	5351.400	51.42	0.30	51.72	54.00	-2.28	AVG

Note:1.Result (dBuV/m) = Correct Factor (dB/m) + Reading(dBuV).

2.Correction factor (dB/m) = Antenna Factor (dB/m) + Cable loss (dB) – Pre-Amplifier gain (dB).

3.When the peak results are less than average limit, so not need to evaluate the average.

Standard:	FCC Part 15.407	Test Distance:	3 m
Test item:	Band edge		
Frequency:	5270 MHz		
Mode:	802.11ax HE40		
Ant.Polar.:	Vertical		



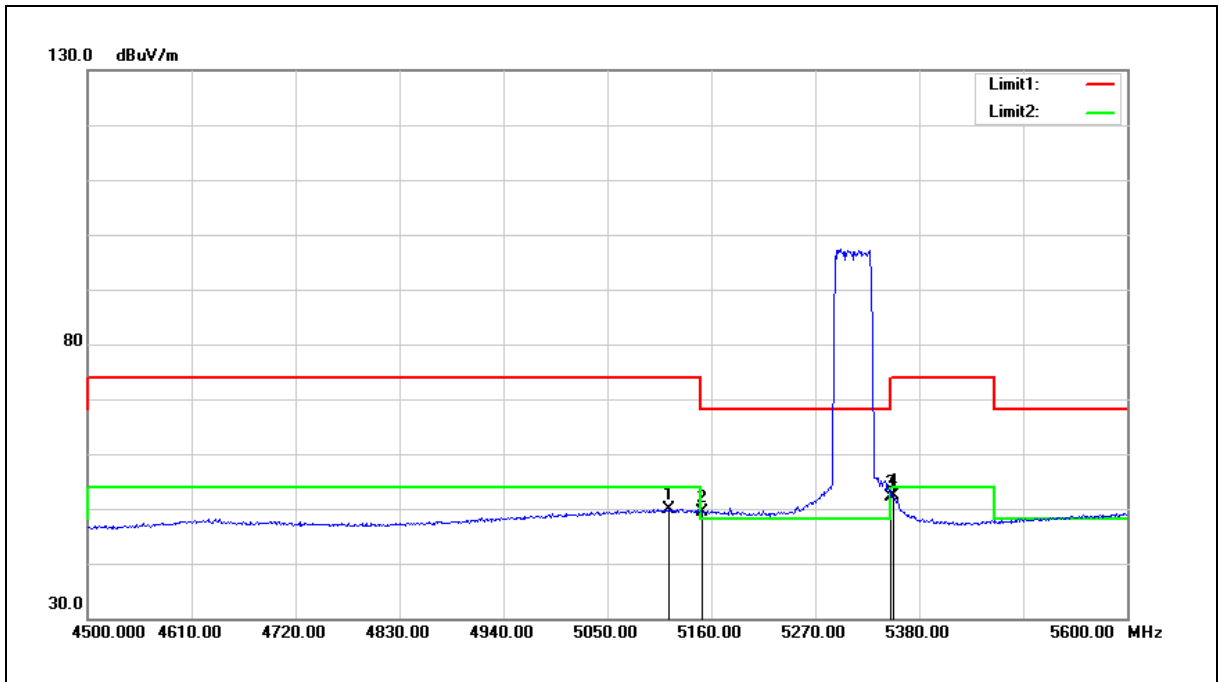
No.	Frequency (MHz)	Reading (dBuV)	Correct Factor (dB/m)	Result (dBuV/m)	Limit (dBuV/m)	Margin (dB)	Remark
1	5149.000	50.90	-0.08	50.82	54.00	-3.18	AVG
2	5150.000	50.84	-0.08	50.76	54.00	-3.24	AVG
3	5350.000	52.41	0.30	52.71	54.00	-1.29	AVG
4	5351.400	52.59	0.30	52.89	54.00	-1.11	AVG

Note:1.Result (dBuV/m) = Correct Factor (dB/m) + Reading(dBuV).

2.Correction factor (dB/m) = Antenna Factor (dB/m) + Cable loss (dB) – Pre-Amplifier gain (dB).

3.When the peak results are less than average limit, so not need to evaluate the average.

Standard:	FCC Part 15.407	Test Distance:	3 m
Test item:	Band edge		
Frequency:	5310 MHz		
Mode:	802.11ax HE40		
Ant.Polar.:	Horizontal		



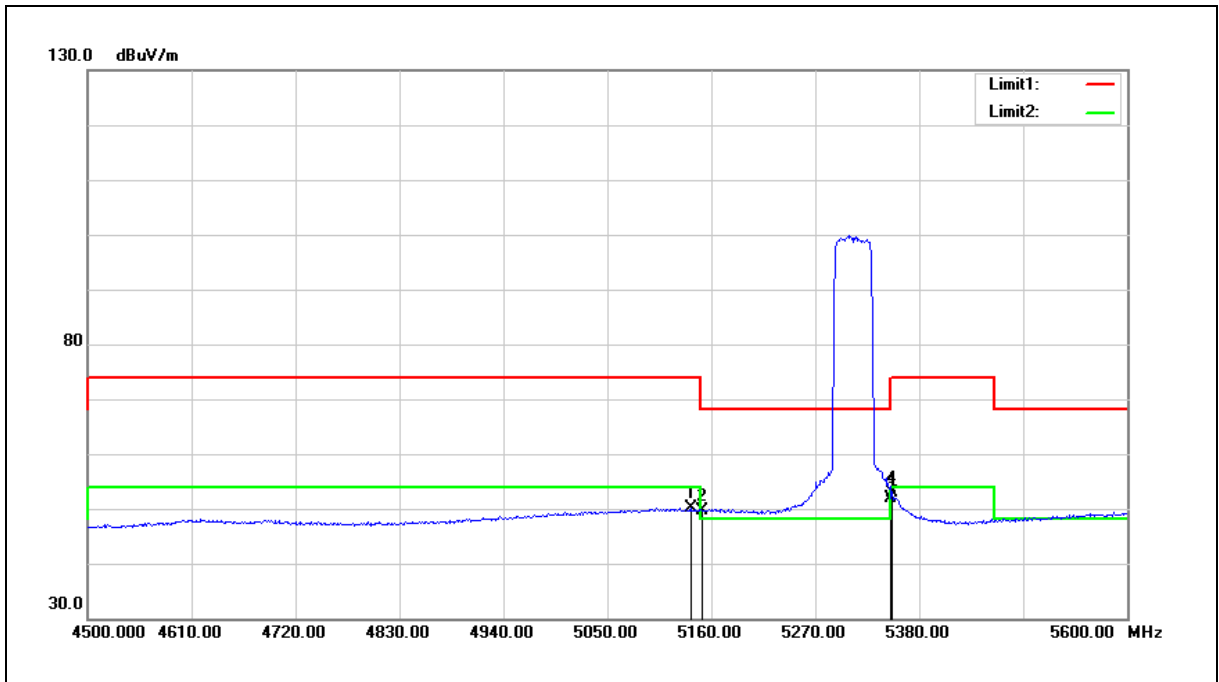
No.	Frequency (MHz)	Reading (dBuV)	Correct Factor (dB/m)	Result (dBuV/m)	Limit (dBuV/m)	Margin (dB)	Remark
1	5114.900	50.12	-0.15	49.97	54.00	-4.03	AVG
2	5150.000	49.56	-0.08	49.48	54.00	-4.52	AVG
3	5350.000	51.80	0.30	52.10	54.00	-1.90	AVG
4	5352.500	51.97	0.30	52.27	54.00	-1.73	AVG

Note:1.Result (dBuV/m) = Correct Factor (dB/m) + Reading(dBuV).

2.Correction factor (dB/m) = Antenna Factor (dB/m) + Cable loss (dB) – Pre-Amplifier gain (dB).

3.When the peak results are less than average limit, so not need to evaluate the average.

Standard:	FCC Part 15.407	Test Distance:	3 m
Test item:	Band edge		
Frequency:	5310 MHz		
Mode:	802.11ax HE40		
Ant.Polar.:	Vertical		



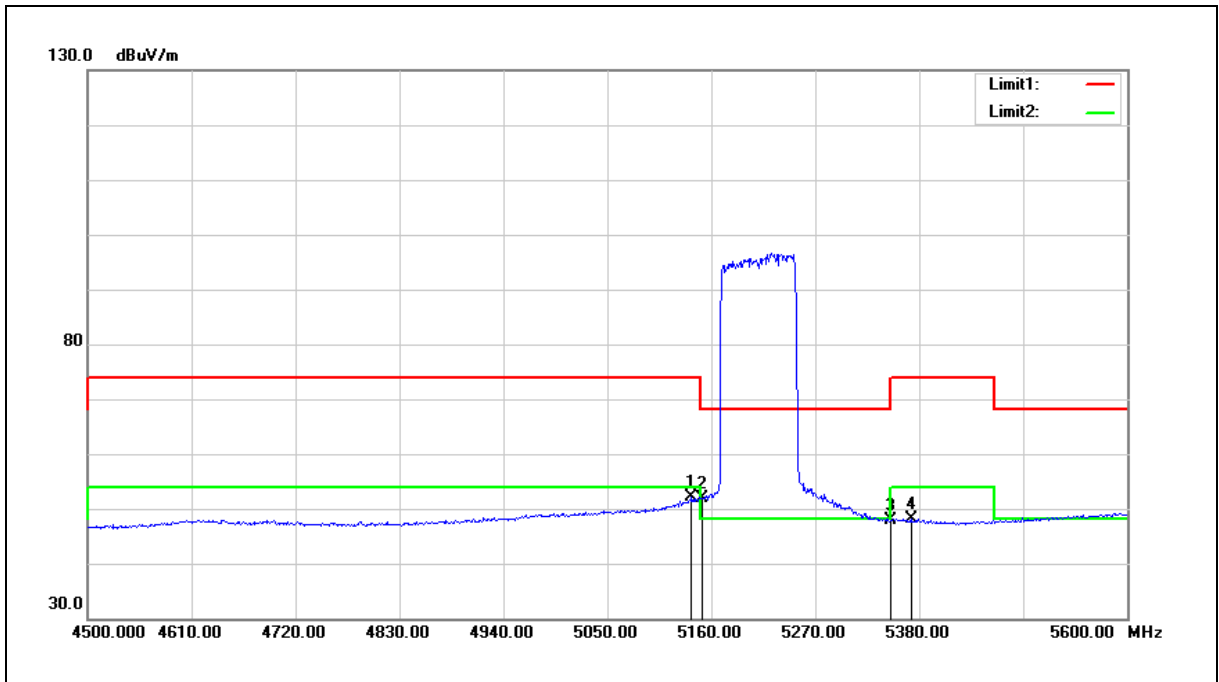
No.	Frequency (MHz)	Reading (dBuV)	Correct Factor (dB/m)	Result (dBuV/m)	Limit (dBuV/m)	Margin (dB)	Remark
1	5138.000	50.15	-0.10	50.05	54.00	-3.95	AVG
2	5150.000	49.76	-0.08	49.68	54.00	-4.32	AVG
3	5350.000	51.59	0.30	51.89	54.00	-2.11	AVG
4	5351.400	52.68	0.30	52.98	54.00	-1.02	AVG

Note:1.Result (dBuV/m) = Correct Factor (dB/m) + Reading(dBuV).

2.Correction factor (dB/m) = Antenna Factor (dB/m) + Cable loss (dB) – Pre-Amplifier gain (dB).

3.When the peak results are less than average limit, so not need to evaluate the average.

Standard:	FCC Part 15.407	Test Distance:	3 m
Test item:	Band edge		
Frequency:	5210 MHz		
Mode:	802.11ax HE80		
Ant.Polar.:	Horizontal		



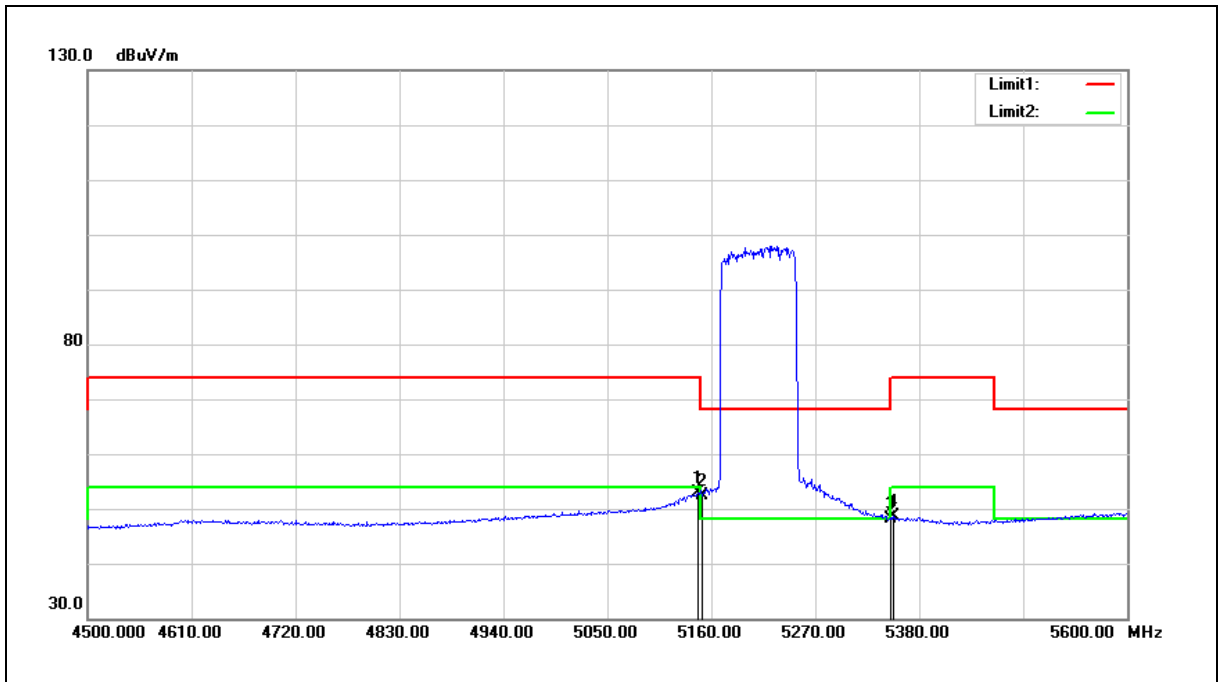
No.	Frequency (MHz)	Reading (dBuV)	Correct Factor (dB/m)	Result (dBuV/m)	Limit (dBuV/m)	Margin (dB)	Remark
1	5139.100	52.31	-0.10	52.21	54.00	-1.79	AVG
2	5150.000	52.03	-0.08	51.95	54.00	-2.05	AVG
3	5350.000	47.65	0.30	47.95	54.00	-6.05	AVG
4	5371.200	47.79	0.34	48.13	54.00	-5.87	AVG

Note:1.Result (dBuV/m) = Correct Factor (dB/m) + Reading(dBuV).

2.Correction factor (dB/m) = Antenna Factor (dB/m) + Cable loss (dB) – Pre-Amplifier gain (dB).

3.When the peak results are less than average limit, so not need to evaluate the average.

Standard:	FCC Part 15.407	Test Distance:	3 m
Test item:	Band edge		
Frequency:	5210 MHz		
Mode:	802.11ax HE80		
Ant.Polar.:	Vertical		



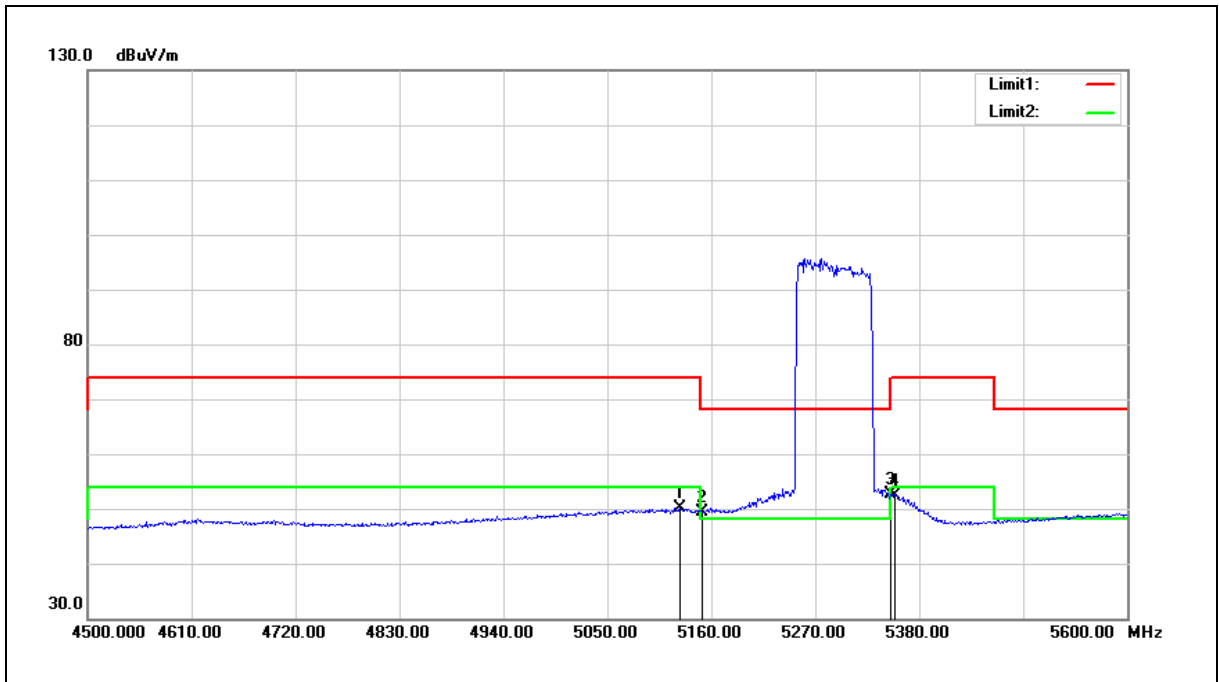
No.	Frequency (MHz)	Reading (dBuV)	Correct Factor (dB/m)	Result (dBuV/m)	Limit (dBuV/m)	Margin (dB)	Remark
1	5145.700	52.95	-0.08	52.87	54.00	-1.13	AVG
2	5150.000	52.50	-0.08	52.42	54.00	-1.58	AVG
3	5350.000	47.81	0.30	48.11	54.00	-5.89	AVG
4	5352.500	48.32	0.30	48.62	54.00	-5.38	AVG

Note:1.Result (dBuV/m) = Correct Factor (dB/m) + Reading(dBuV).

2.Correction factor (dB/m) = Antenna Factor (dB/m) + Cable loss (dB) – Pre-Amplifier gain (dB).

3.When the peak results are less than average limit, so not need to evaluate the average.

Standard:	FCC Part 15.407	Test Distance:	3 m
Test item:	Band edge		
Frequency:	5290 MHz		
Mode:	802.11ax HE80		
Ant.Polar.:	Horizontal		



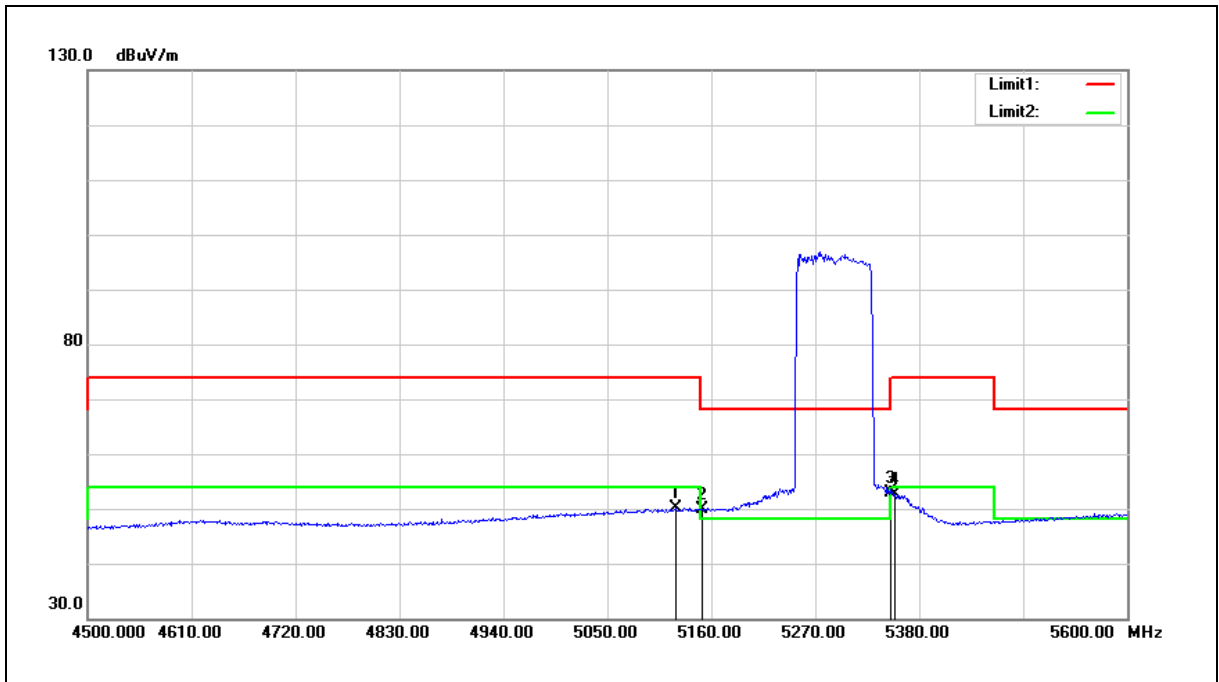
No.	Frequency (MHz)	Reading (dBuV)	Correct Factor (dB/m)	Result (dBuV/m)	Limit (dBuV/m)	Margin (dB)	Remark
1	5127.000	50.35	-0.13	50.22	54.00	-3.78	AVG
2	5150.000	49.53	-0.08	49.45	54.00	-4.55	AVG
3	5350.000	52.30	0.30	52.60	54.00	-1.40	AVG
4	5354.700	52.07	0.30	52.37	54.00	-1.63	AVG

Note:1.Result (dBuV/m) = Correct Factor (dB/m) + Reading(dBuV).

2.Correction factor (dB/m) = Antenna Factor (dB/m) + Cable loss (dB) – Pre-Amplifier gain (dB).

3.When the peak results are less than average limit, so not need to evaluate the average.

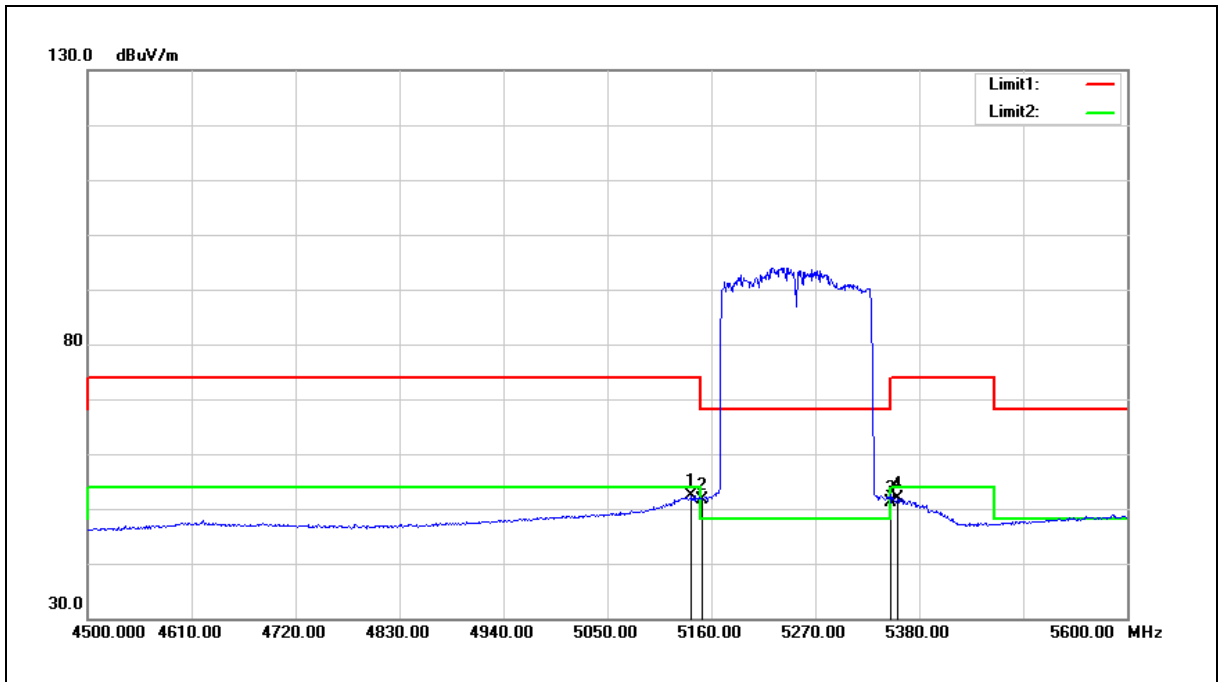
Standard:	FCC Part 15.407	Test Distance:	3 m
Test item:	Band edge		
Frequency:	5290 MHz		
Mode:	802.11ax HE80		
Ant.Polar.:	Vertical		



No.	Frequency (MHz)	Reading (dBuV)	Correct Factor (dB/m)	Result (dBuV/m)	Limit (dBuV/m)	Margin (dB)	Remark
1	5122.600	50.22	-0.13	50.09	54.00	-3.91	AVG
2	5150.000	49.96	-0.08	49.88	54.00	-4.12	AVG
3	5350.000	52.51	0.30	52.81	54.00	-1.19	AVG
4	5353.600	52.32	0.30	52.62	54.00	-1.38	AVG

- Note: 1.Result (dBuV/m) = Correct Factor (dB/m) + Reading(dBuV).
 2.Correction factor (dB/m) = Antenna Factor (dB/m) + Cable loss (dB) – Pre-Amplifier gain (dB).
 3.When the peak results are less than average limit, so not need to evaluate the average.

Standard:	FCC Part 15.407	Test Distance:	3 m
Test item:	Band edge		
Frequency:	5250 MHz		
Mode:	802.11ax HE160		
Ant.Polar.:	Horizontal		



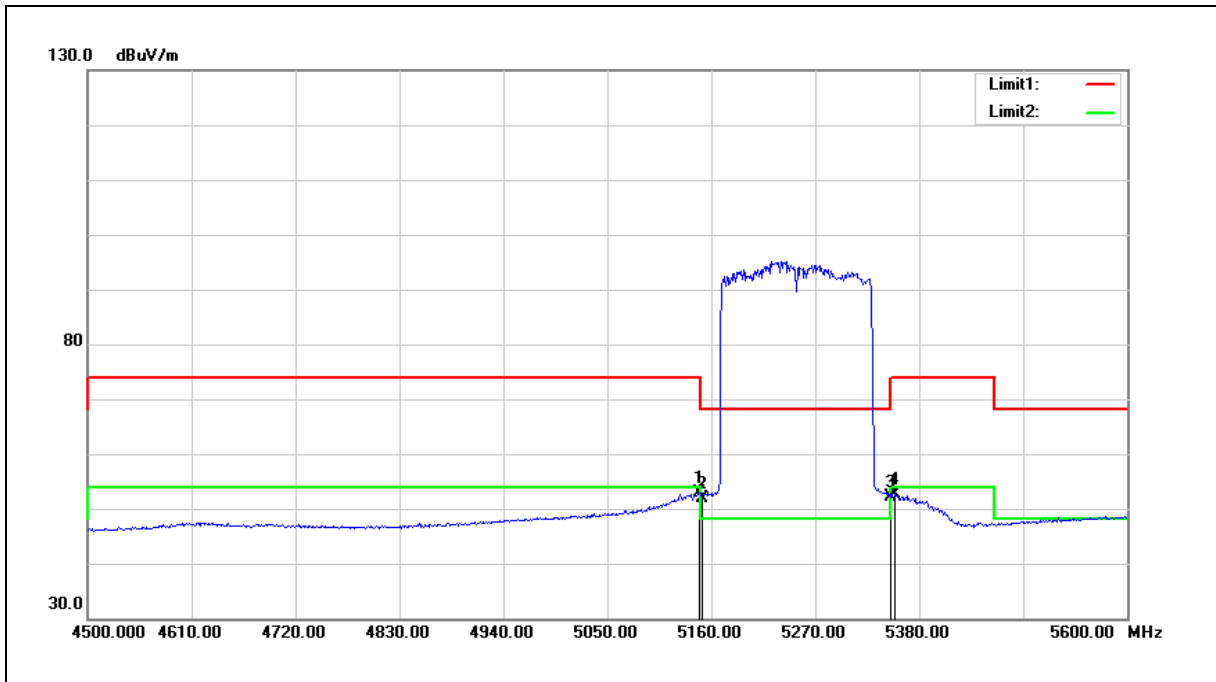
No.	Frequency (MHz)	Reading (dBuV)	Correct Factor (dB/m)	Result (dBuV/m)	Limit (dBuV/m)	Margin (dB)	Remark
1	5139.100	52.50	-0.10	52.40	54.00	-1.60	AVG
2	5150.000	51.77	-0.08	51.69	54.00	-2.31	AVG
3	5350.000	50.95	0.30	51.25	54.00	-2.75	AVG
4	5356.900	51.57	0.31	51.88	54.00	-2.12	AVG

Note:1.Result (dBuV/m) = Correct Factor (dB/m) + Reading(dBuV).

2.Correction factor (dB/m) = Antenna Factor (dB/m) + Cable loss (dB) – Pre-Amplifier gain (dB).

3.When the peak results are less than average limit, so not need to evaluate the average.

Standard:	FCC Part 15.407	Test Distance:	3 m
Test item:	Band edge		
Frequency:	5250 MHz		
Mode:	802.11ax HE160		
Ant.Polar.:	Vertical		



No.	Frequency (MHz)	Reading (dBuV)	Correct Factor (dB/m)	Result (dBuV/m)	Limit (dBuV/m)	Margin (dB)	Remark
1	5147.900	53.07	-0.08	52.99	54.00	-1.01	AVG
2	5150.000	52.05	-0.08	51.97	54.00	-2.03	AVG
3	5350.000	51.74	0.30	52.04	54.00	-1.96	AVG
4	5354.700	52.35	0.30	52.65	54.00	-1.35	AVG

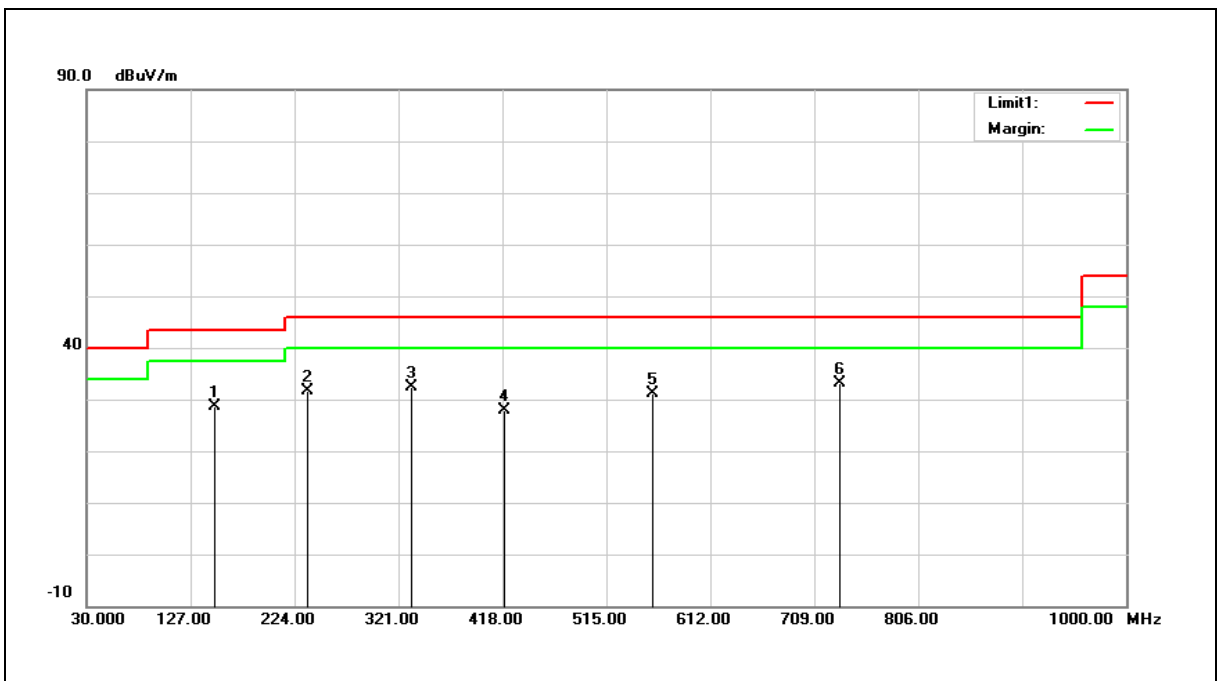
- Note: 1.Result (dBuV/m) = Correct Factor (dB/m) + Reading(dBuV).
 2.Correction factor (dB/m) = Antenna Factor (dB/m) + Cable loss (dB) – Pre-Amplifier gain (dB).
 3.When the peak results are less than average limit, so not need to evaluate the average.

Low Band B1 & B2A 3X3

Harmonic

Below 1 GHz

Standard:	FCC Part 15.407	Test Distance:	3 m
Test item:	Radiated Emission		
Frequency:	5200 MHz		
Mode:	802.11ax HE20		
Ant.Polar.:	Horizontal		



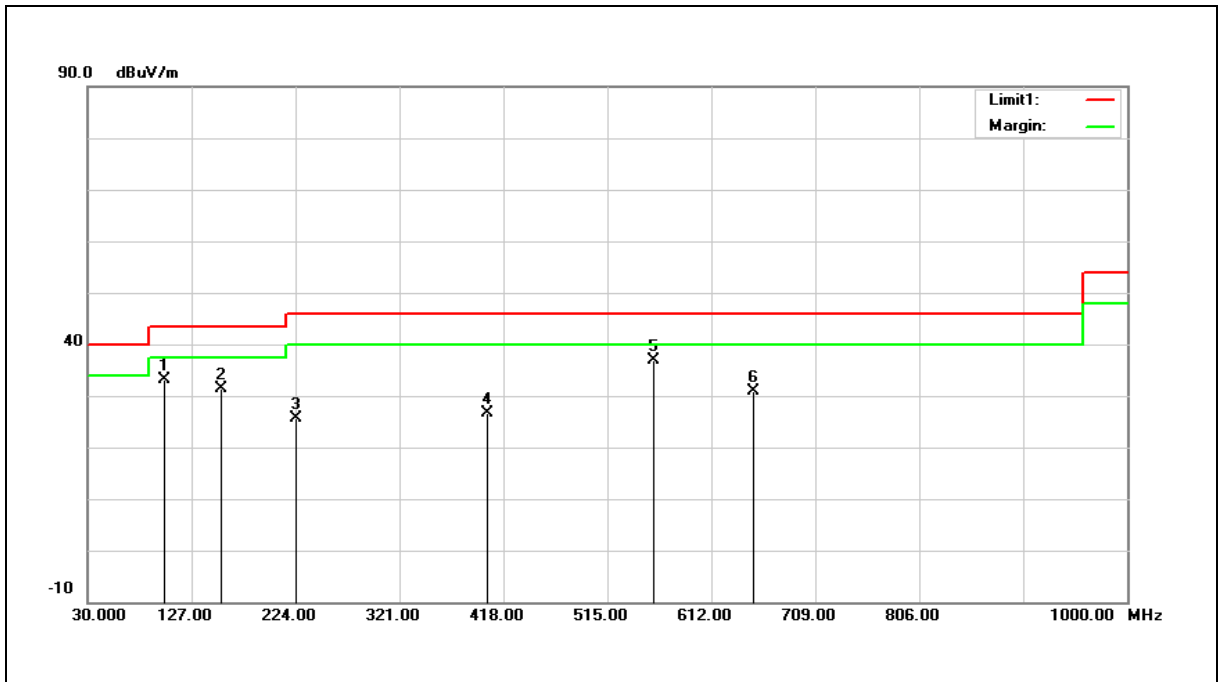
No.	Frequency (MHz)	Reading (dBuV)	Correct Factor (dB/m)	Result (dBuV/m)	Limit (dBuV/m)	Margin (dB)	Remark
1	149.3100	35.32	-6.62	28.70	43.50	-14.80	QP
2	235.6400	39.35	-7.70	31.65	46.00	-14.35	QP
3	332.6400	37.74	-5.27	32.47	46.00	-13.53	QP
4	419.9400	30.98	-3.06	27.92	46.00	-18.08	QP
5	557.6800	31.45	-0.41	31.04	46.00	-14.96	QP
6	733.2500	30.09	3.14	33.23	46.00	-12.77	QP

Note: 1.Result (dBuV/m) = Correct Factor (dB/m) + Reading(dBuV).

2. Correction factor (dB/m) = Antenna Factor (dB/m) + Cable loss (dB) – Pre-Amplifier gain (dB).

3. When the peak results are less than average limit, so not need to evaluate the average.

Standard:	FCC Part 15.407	Test Distance:	3 m
Test item:	Radiated Emission		
Frequency:	5200 MHz		
Mode:	802.11ax HE20		
Ant.Polar.:	Vertical		



No.	Frequency (MHz)	Reading (dBuV)	Correct Factor (dB/m)	Result (dBuV/m)	Limit (dBuV/m)	Margin (dB)	Remark
1	101.7800	44.59	-11.48	33.11	43.50	-10.39	QP
2	155.1300	37.84	-6.46	31.38	43.50	-12.12	QP
3	224.0000	33.98	-8.39	25.59	46.00	-20.41	QP
4	402.4800	29.92	-3.35	26.57	46.00	-19.43	QP
5	558.6500	37.24	-0.37	36.87	46.00	-9.13	QP
6	650.8000	29.17	1.59	30.76	46.00	-15.24	QP

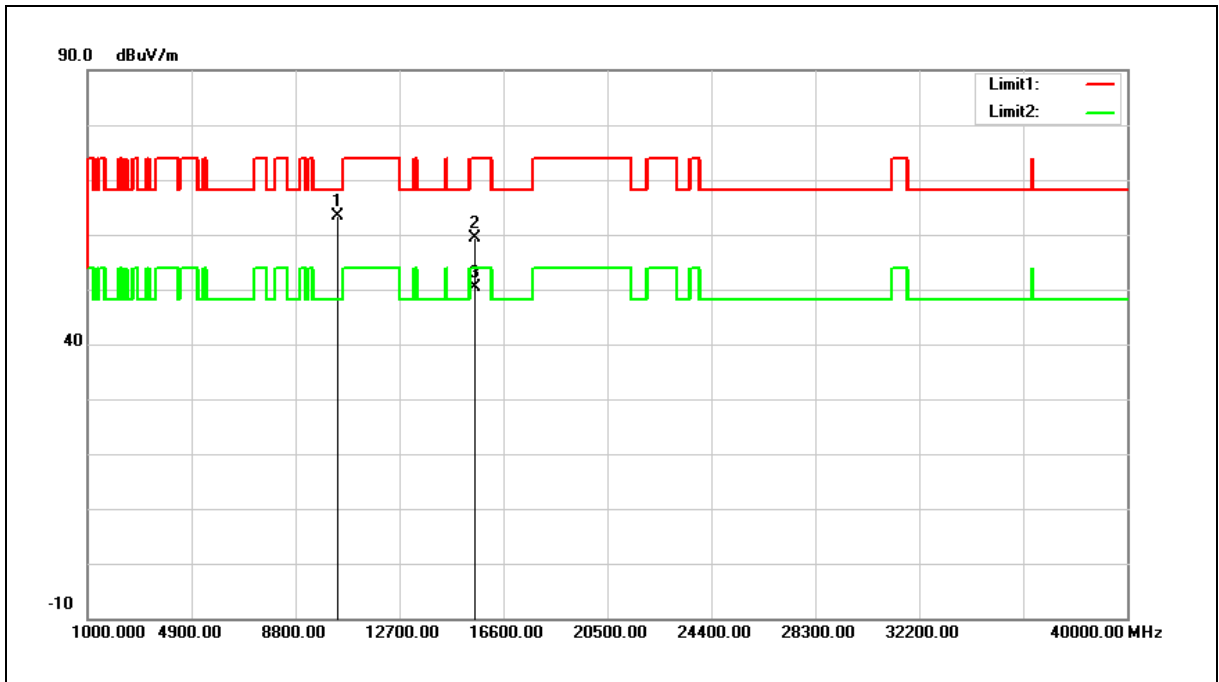
Note:1.Result (dBuV/m) = Correct Factor (dB/m) + Reading(dBuV).

2.Correction factor (dB/m) = Antenna Factor (dB/m) + Cable loss (dB) – Pre-Amplifier gain (dB).

3.When the peak results are less than average limit, so not need to evaluate the average.

Above 1 GHz

Standard:	FCC Part 15.407	Test Distance:	3 m
Test item:	Harmonic		
Frequency:	5180 MHz		
Mode:	802.11a		
Ant.Polar.:	Horizontal		



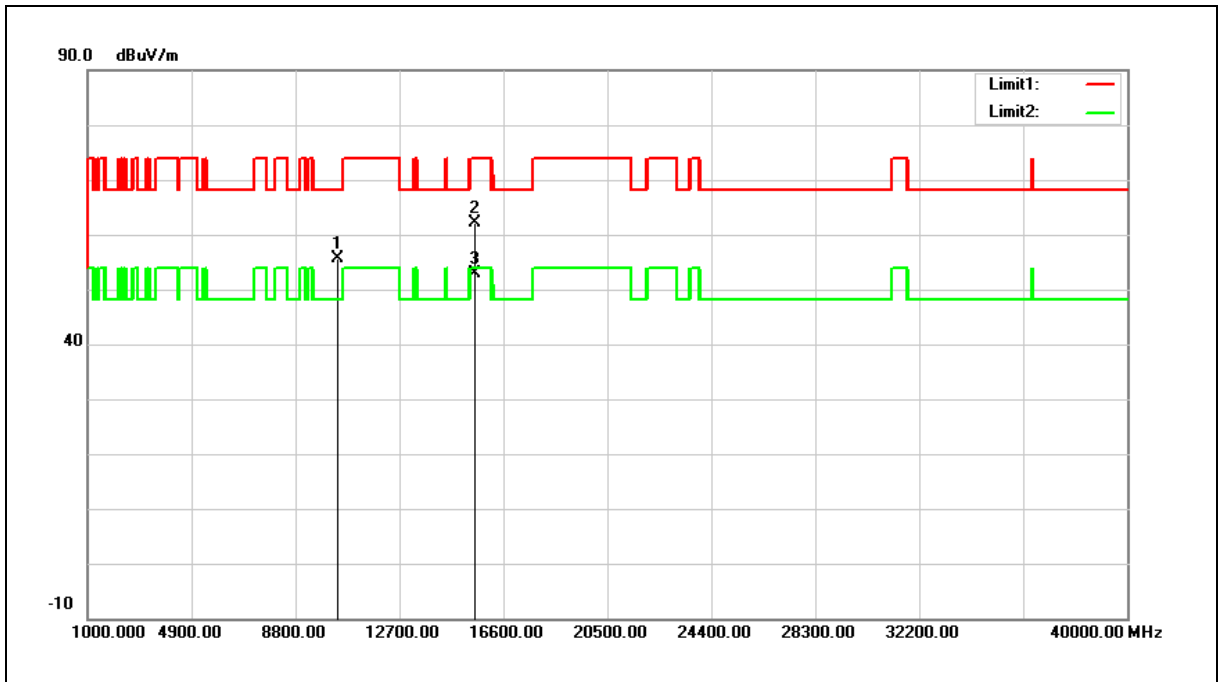
No.	Frequency (MHz)	Reading (dBuV)	Correct Factor (dB/m)	Result (dBuV/m)	Limit (dBuV/m)	Margin (dB)	Remark
1	10360.000	49.06	14.29	63.35	68.20	-4.85	peak
2	15540.000	42.48	16.86	59.34	74.00	-14.66	peak
3	15540.000	33.42	16.86	50.28	54.00	-3.72	AVG

Note: 1. Result (dBuV/m) = Correct Factor (dB/m) + Reading(dBuV).

2. Correction factor (dB/m) = Antenna Factor (dB/m) + Cable loss (dB) – Pre-Amplifier gain (dB).

3. When the peak results are less than average limit, so not need to evaluate the average.

Standard:	FCC Part 15.407	Test Distance:	3 m
Test item:	Harmonic		
Frequency:	5180 MHz		
Mode:	802.11a		
Ant.Polar.:	Vertical		



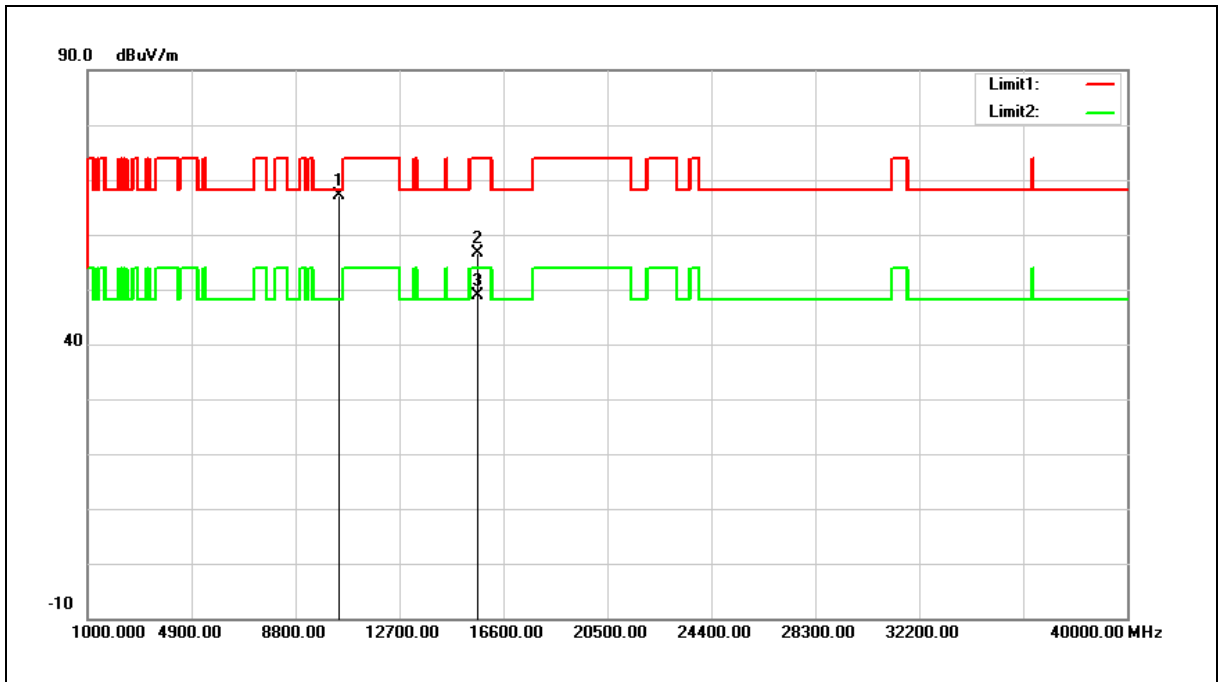
No.	Frequency (MHz)	Reading (dBuV)	Correct Factor (dB/m)	Result (dBuV/m)	Limit (dBuV/m)	Margin (dB)	Remark
1	10360.000	41.40	14.29	55.69	68.20	-12.51	peak
2	15540.000	45.22	16.86	62.08	74.00	-11.92	peak
3	15540.000	35.94	16.86	52.80	54.00	-1.20	AVG

Note:1.Result (dBuV/m) = Correct Factor (dB/m) + Reading(dBuV).

2.Correction factor (dB/m) = Antenna Factor (dB/m) + Cable loss (dB) – Pre-Amplifier gain (dB).

3.When the peak results are less than average limit, so not need to evaluate the average.

Standard:	FCC Part 15.407	Test Distance:	3 m
Test item:	Harmonic		
Frequency:	5200 MHz		
Mode:	802.11a		
Ant.Polar.:	Horizontal		



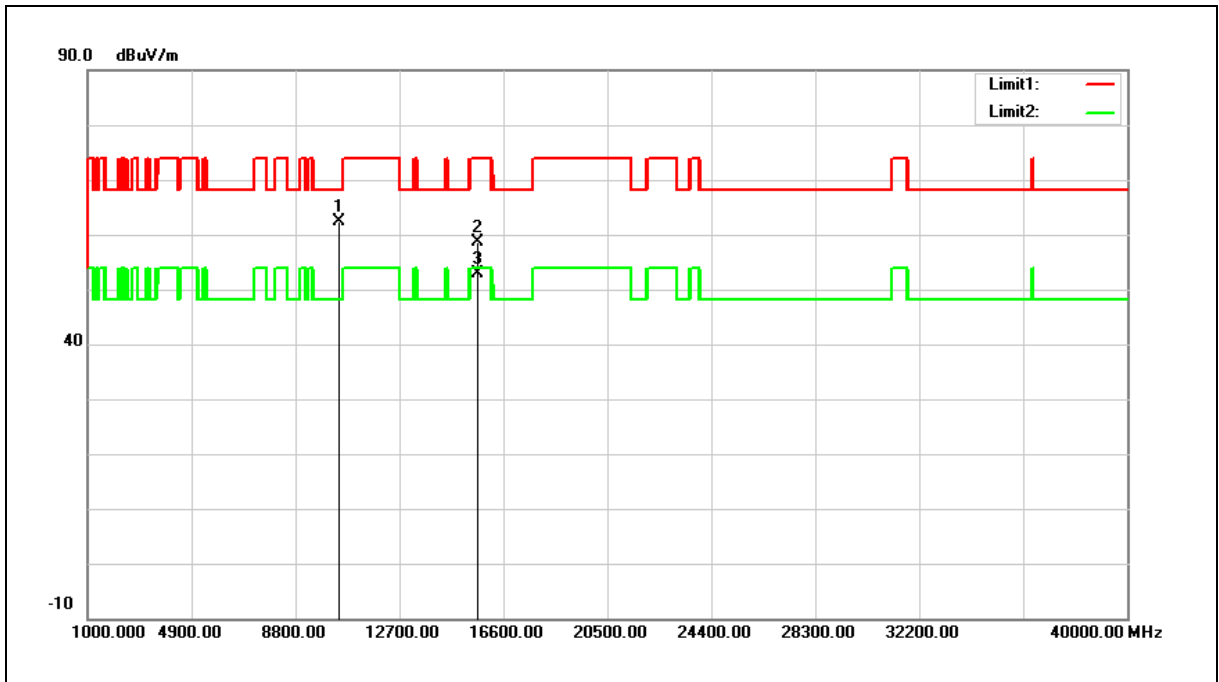
No.	Frequency (MHz)	Reading (dBuV)	Correct Factor (dB/m)	Result (dBuV/m)	Limit (dBuV/m)	Margin (dB)	Remark
1	10400.000	52.67	14.38	67.05	68.20	-1.15	peak
2	15600.000	39.90	16.65	56.55	74.00	-17.45	peak
3	15600.000	32.17	16.65	48.82	54.00	-5.18	AVG

Note:1.Result (dBuV/m) = Correct Factor (dB/m) + Reading(dBuV).

2.Correction factor (dB/m) = Antenna Factor (dB/m) + Cable loss (dB) – Pre-Amplifier gain (dB).

3.When the peak results are less than average limit, so not need to evaluate the average.

Standard:	FCC Part 15.407	Test Distance:	3 m
Test item:	Harmonic		
Frequency:	5200 MHz		
Mode:	802.11a		
Ant.Polar.:	Vertical		



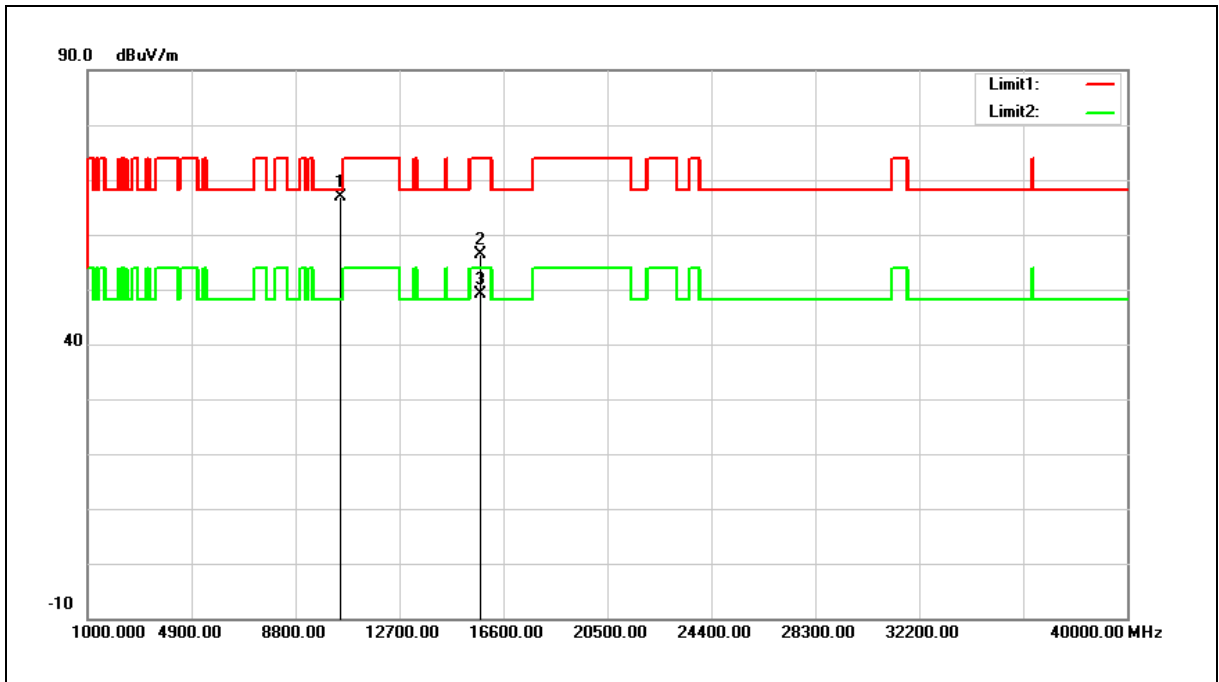
No.	Frequency (MHz)	Reading (dBuV)	Correct Factor (dB/m)	Result (dBuV/m)	Limit (dBuV/m)	Margin (dB)	Remark
1	10401.000	47.90	14.38	62.28	68.20	-5.92	peak
2	15603.000	42.08	16.65	58.73	74.00	-15.27	peak
3	15603.000	36.12	16.65	52.77	54.00	-1.23	AVG

Note:1.Result (dBuV/m) = Correct Factor (dB/m) + Reading(dBuV).

2.Correction factor (dB/m) = Antenna Factor (dB/m) + Cable loss (dB) – Pre-Amplifier gain (dB).

3.When the peak results are less than average limit, so not need to evaluate the average.

Standard:	FCC Part 15.407	Test Distance:	3 m
Test item:	Harmonic		
Frequency:	5240 MHz		
Mode:	802.11a		
Ant.Polar.:	Horizontal		



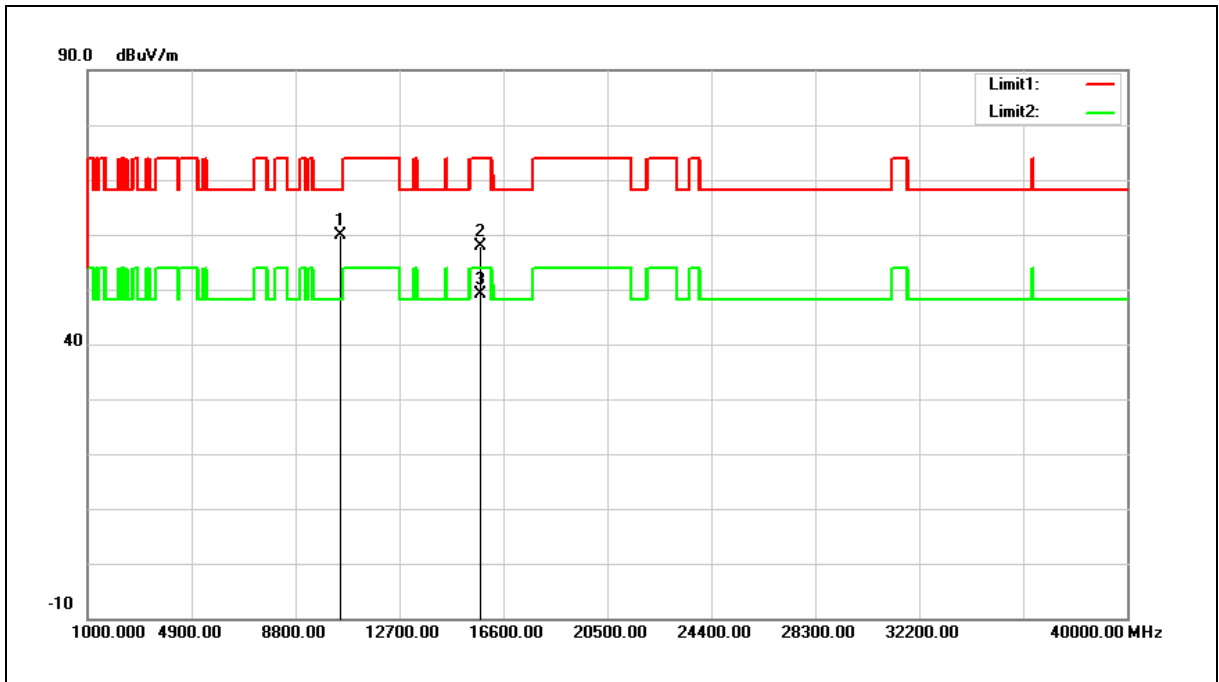
No.	Frequency (MHz)	Reading (dBuV)	Correct Factor (dB/m)	Result (dBuV/m)	Limit (dBuV/m)	Margin (dB)	Remark
1	10480.000	52.45	14.55	67.00	68.20	-1.20	peak
2	15720.000	40.10	16.24	56.34	74.00	-17.66	peak
3	15720.000	32.80	16.24	49.04	54.00	-4.96	AVG

Note:1.Result (dBuV/m) = Correct Factor (dB/m) + Reading(dBuV).

2.Correction factor (dB/m) = Antenna Factor (dB/m) + Cable loss (dB) – Pre-Amplifier gain (dB).

3.When the peak results are less than average limit, so not need to evaluate the average.

Standard:	FCC Part 15.407	Test Distance:	3 m
Test item:	Harmonic		
Frequency:	5240 MHz		
Mode:	802.11a		
Ant.Polar.:	Vertical		



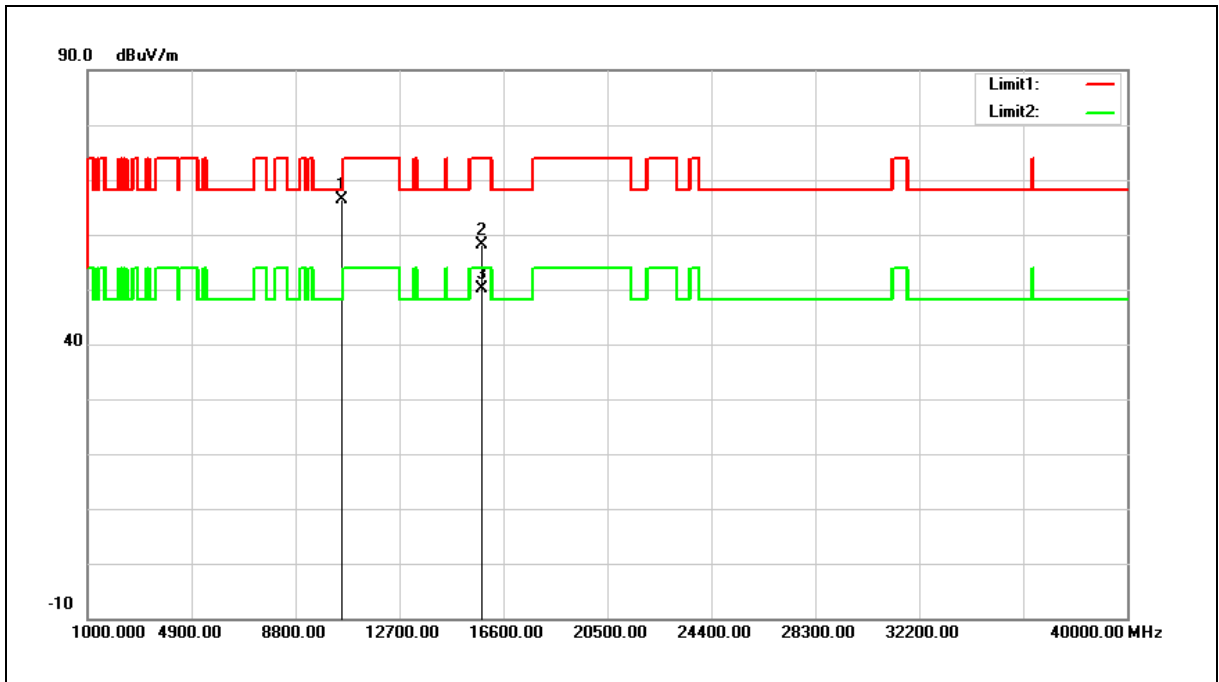
No.	Frequency (MHz)	Reading (dBuV)	Correct Factor (dB/m)	Result (dBuV/m)	Limit (dBuV/m)	Margin (dB)	Remark
1	10480.000	45.26	14.55	59.81	68.20	-8.39	peak
2	15720.000	41.71	16.24	57.95	74.00	-16.05	peak
3	15720.000	32.92	16.24	49.16	54.00	-4.84	AVG

Note:1.Result (dBuV/m) = Correct Factor (dB/m) + Reading(dBuV).

2.Correction factor (dB/m) = Antenna Factor (dB/m) + Cable loss (dB) – Pre-Amplifier gain (dB).

3.When the peak results are less than average limit, so not need to evaluate the average.

Standard:	FCC Part 15.407	Test Distance:	3 m
Test item:	Harmonic		
Frequency:	5260 MHz		
Mode:	802.11a		
Ant.Polar.:	Horizontal		



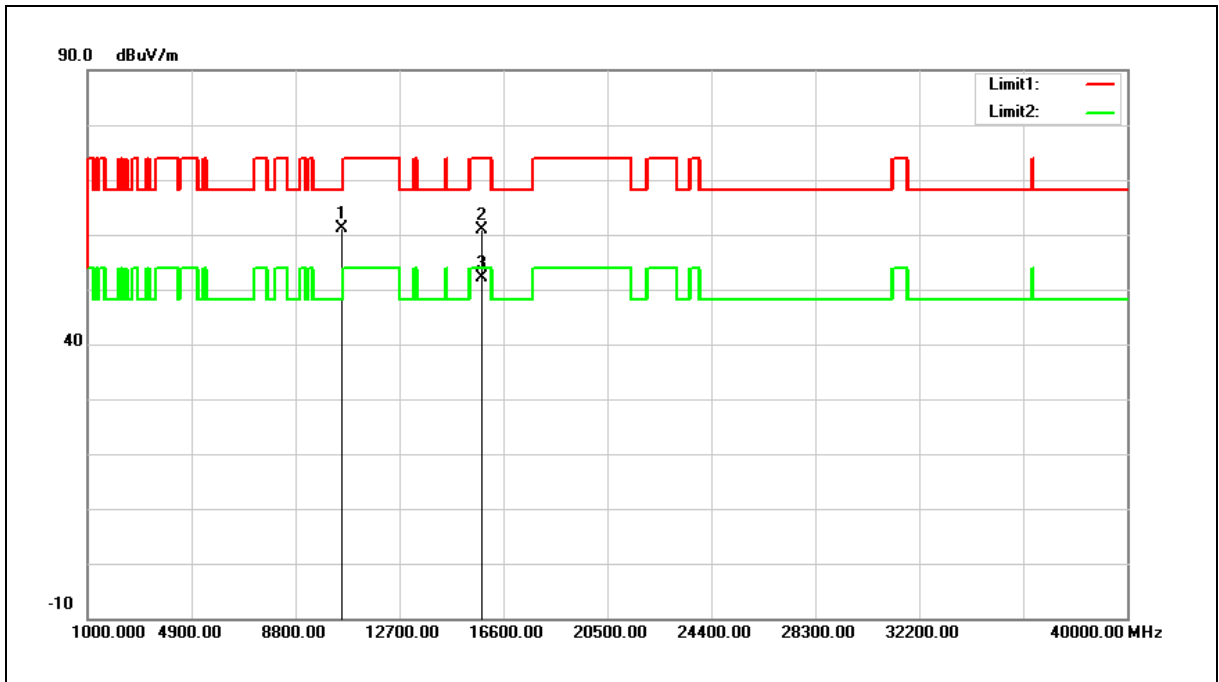
No.	Frequency (MHz)	Reading (dBuV)	Correct Factor (dB/m)	Result (dBuV/m)	Limit (dBuV/m)	Margin (dB)	Remark
1	10520.000	51.73	14.59	66.32	68.20	-1.88	peak
2	15780.000	42.02	16.06	58.08	74.00	-15.92	peak
3	15780.000	34.10	16.06	50.16	54.00	-3.84	AVG

Note:1.Result (dBuV/m) = Correct Factor (dB/m) + Reading(dBuV).

2.Correction factor (dB/m) = Antenna Factor (dB/m) + Cable loss (dB) – Pre-Amplifier gain (dB).

3.When the peak results are less than average limit, so not need to evaluate the average.

Standard:	FCC Part 15.407	Test Distance:	3 m
Test item:	Harmonic		
Frequency:	5260 MHz		
Mode:	802.11a		
Ant.Polar.:	Vertical		



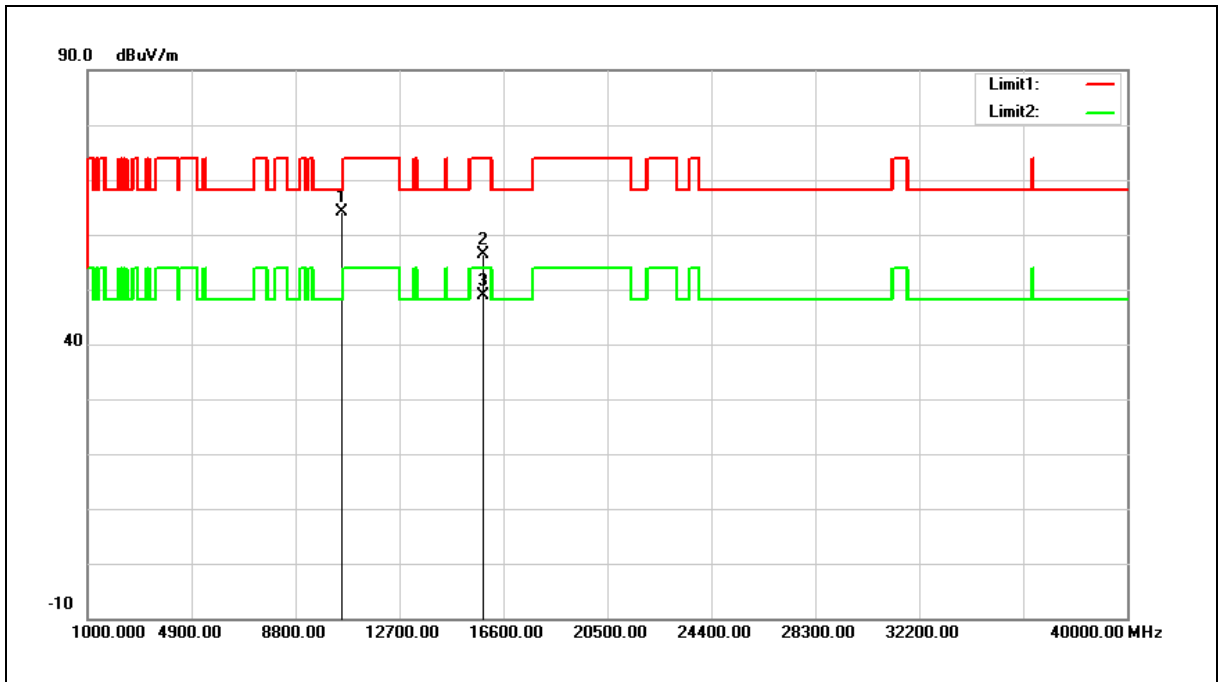
No.	Frequency (MHz)	Reading (dBuV)	Correct Factor (dB/m)	Result (dBuV/m)	Limit (dBuV/m)	Margin (dB)	Remark
1	10520.000	46.57	14.59	61.16	68.20	-7.04	peak
2	15780.000	44.84	16.06	60.90	74.00	-13.10	peak
3	15780.000	36.10	16.06	52.16	54.00	-1.84	AVG

Note:1.Result (dBuV/m) = Correct Factor (dB/m) + Reading(dBuV).

2.Correction factor (dB/m) = Antenna Factor (dB/m) + Cable loss (dB) – Pre-Amplifier gain (dB).

3.When the peak results are less than average limit, so not need to evaluate the average.

Standard:	FCC Part 15.407	Test Distance:	3 m
Test item:	Harmonic		
Frequency:	5280 MHz		
Mode:	802.11a		
Ant.Polar.:	Horizontal		



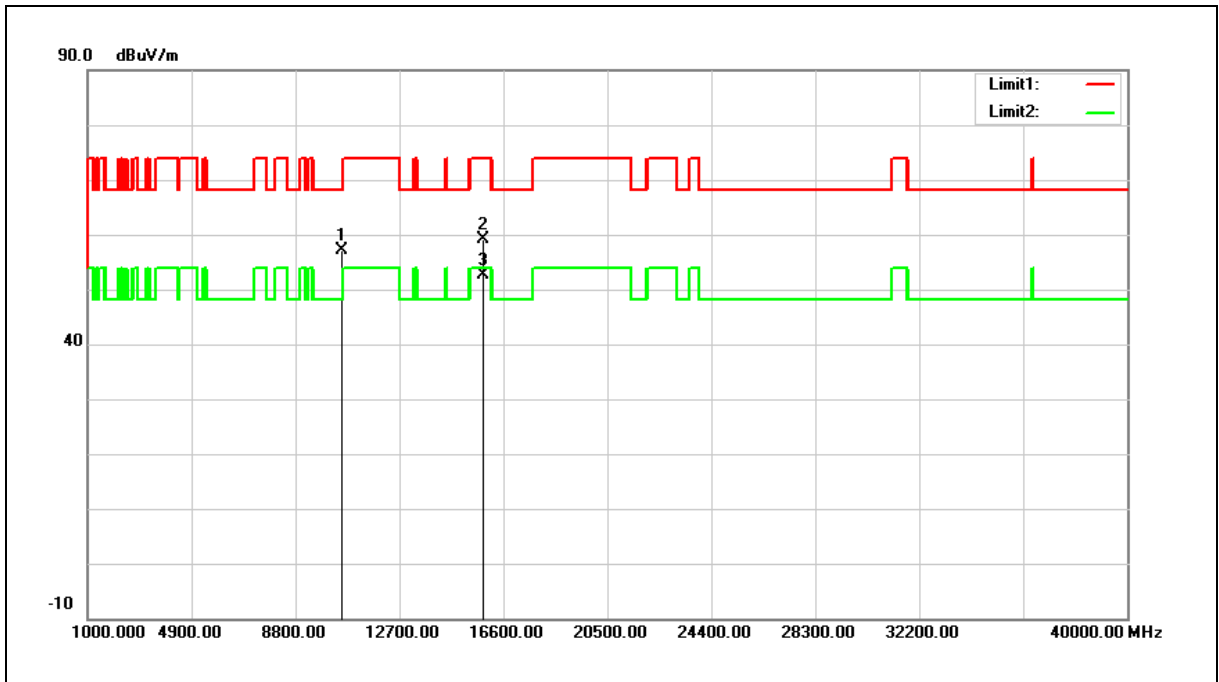
No.	Frequency (MHz)	Reading (dBuV)	Correct Factor (dB/m)	Result (dBuV/m)	Limit (dBuV/m)	Margin (dB)	Remark
1	10560.000	49.44	14.58	64.02	68.20	-4.18	peak
2	15840.000	40.49	15.85	56.34	74.00	-17.66	peak
3	15840.000	33.07	15.85	48.92	54.00	-5.08	AVG

Note:1.Result (dBuV/m) = Correct Factor (dB/m) + Reading(dBuV).

2.Correction factor (dB/m) = Antenna Factor (dB/m) + Cable loss (dB) – Pre-Amplifier gain (dB).

3.When the peak results are less than average limit, so not need to evaluate the average.

Standard:	FCC Part 15.407	Test Distance:	3 m
Test item:	Harmonic		
Frequency:	5280 MHz		
Mode:	802.11a		
Ant.Polar.:	Vertical		



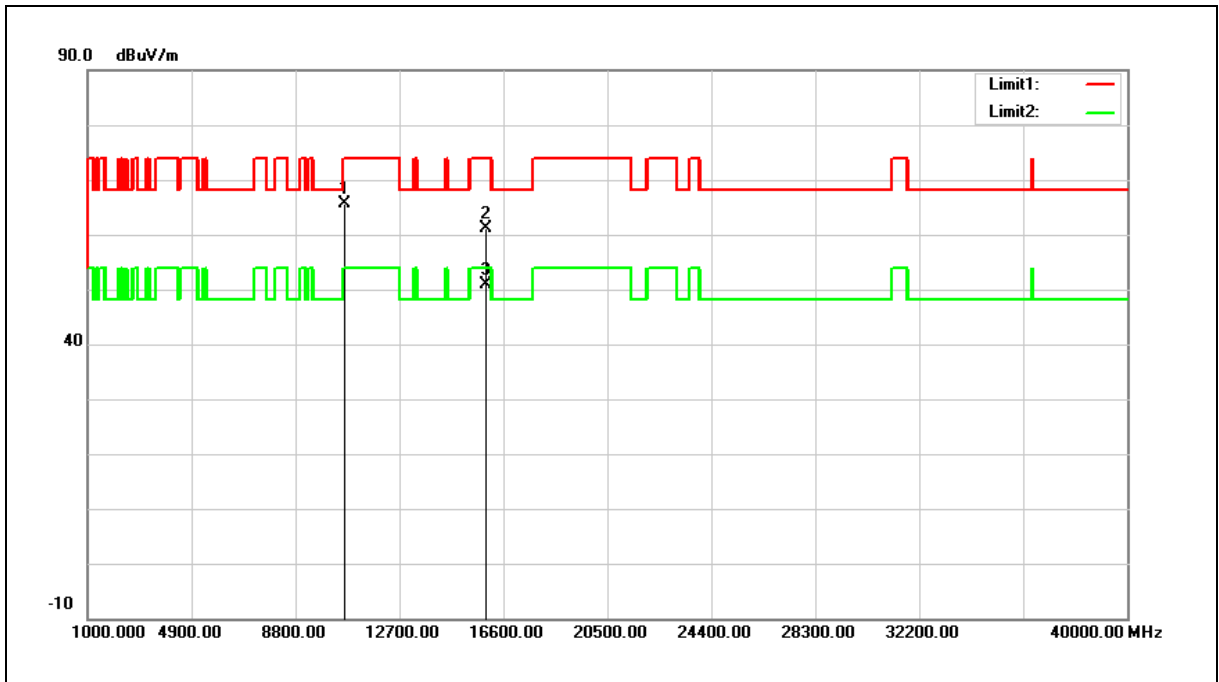
No.	Frequency (MHz)	Reading (dBuV)	Correct Factor (dB/m)	Result (dBuV/m)	Limit (dBuV/m)	Margin (dB)	Remark
1	10560.000	42.60	14.58	57.18	68.20	-11.02	peak
2	15840.000	43.37	15.85	59.22	74.00	-14.78	peak
3	15840.000	36.79	15.85	52.64	54.00	-1.36	AVG

Note:1.Result (dBuV/m) = Correct Factor (dB/m) + Reading(dBuV).

2.Correction factor (dB/m) = Antenna Factor (dB/m) + Cable loss (dB) – Pre-Amplifier gain (dB).

3.When the peak results are less than average limit, so not need to evaluate the average.

Standard:	FCC Part 15.407	Test Distance:	3 m
Test item:	Harmonic		
Frequency:	5320 MHz		
Mode:	802.11a		
Ant.Polar.:	Horizontal		



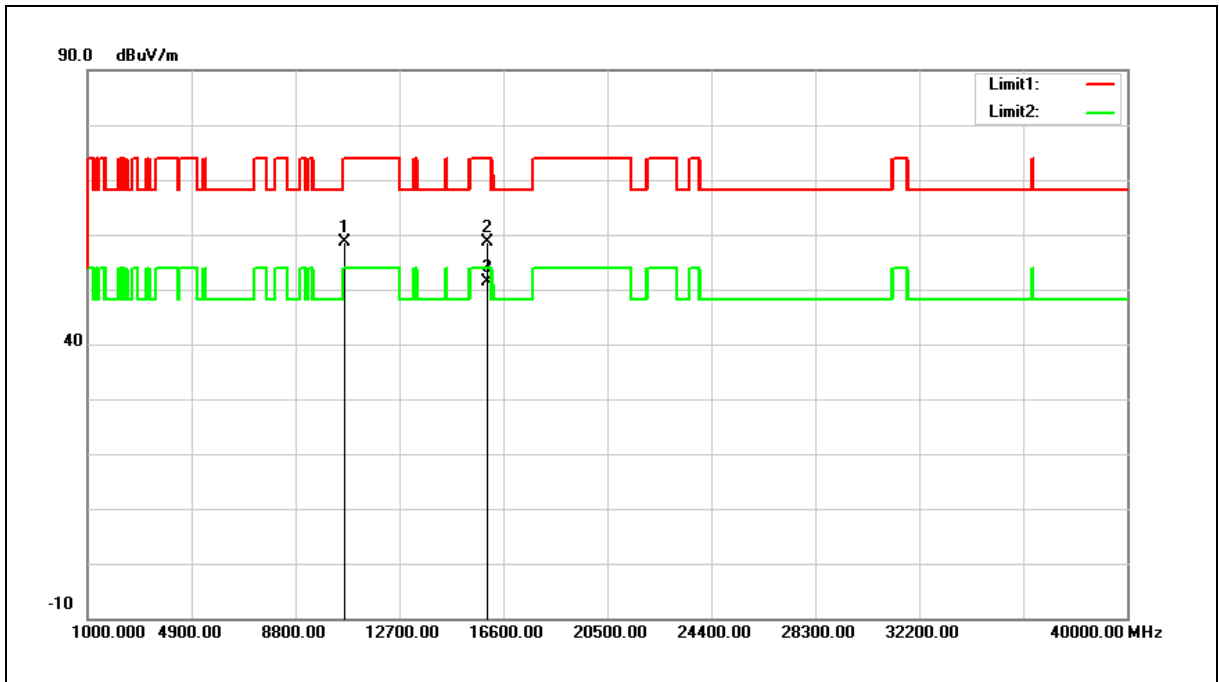
No.	Frequency (MHz)	Reading (dBuV)	Correct Factor (dB/m)	Result (dBuV/m)	Limit (dBuV/m)	Margin (dB)	Remark
1	10640.000	51.07	14.56	65.63	74.00	-8.37	peak
2	15960.000	45.80	15.44	61.24	74.00	-12.76	peak
3	15960.000	35.53	15.44	50.97	54.00	-3.03	AVG

Note:1.Result (dBuV/m) = Correct Factor (dB/m) + Reading(dBuV).

2.Correction factor (dB/m) = Antenna Factor (dB/m) + Cable loss (dB) – Pre-Amplifier gain (dB).

3.When the peak results are less than average limit, so not need to evaluate the average.

Standard:	FCC Part 15.407	Test Distance:	3 m
Test item:	Harmonic		
Frequency:	5320 MHz		
Mode:	802.11a		
Ant.Polar.:	Vertical		



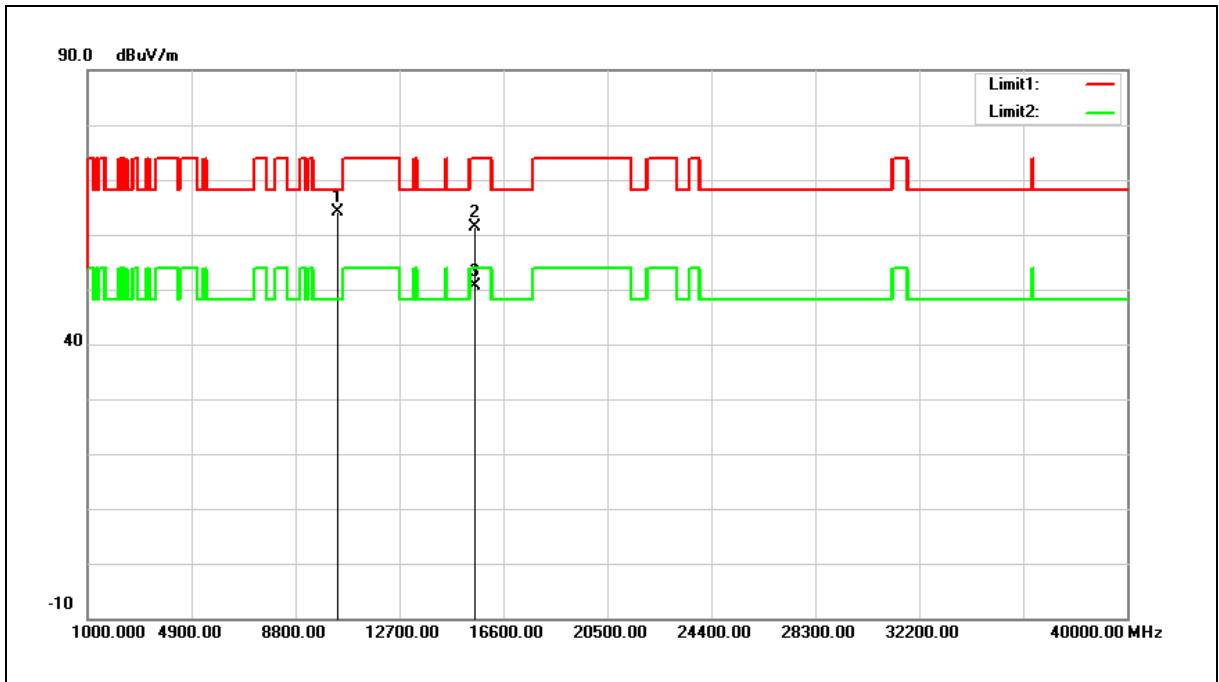
No.	Frequency (MHz)	Reading (dBuV)	Correct Factor (dB/m)	Result (dBuV/m)	Limit (dBuV/m)	Margin (dB)	Remark
1	10640.000	44.15	14.56	58.71	74.00	-15.29	peak
2	15960.000	43.27	15.44	58.71	74.00	-15.29	peak
3	15960.000	35.91	15.44	51.35	54.00	-2.65	AVG

Note:1.Result (dBuV/m) = Correct Factor (dB/m) + Reading(dBuV).

2.Correction factor (dB/m) = Antenna Factor (dB/m) + Cable loss (dB) – Pre-Amplifier gain (dB).

3.When the peak results are less than average limit, so not need to evaluate the average.

Standard:	FCC Part 15.407	Test Distance:	3 m
Test item:	Harmonic		
Frequency:	5180 MHz		
Mode:	802.11ax HE20		
Ant.Polar.:	Horizontal		



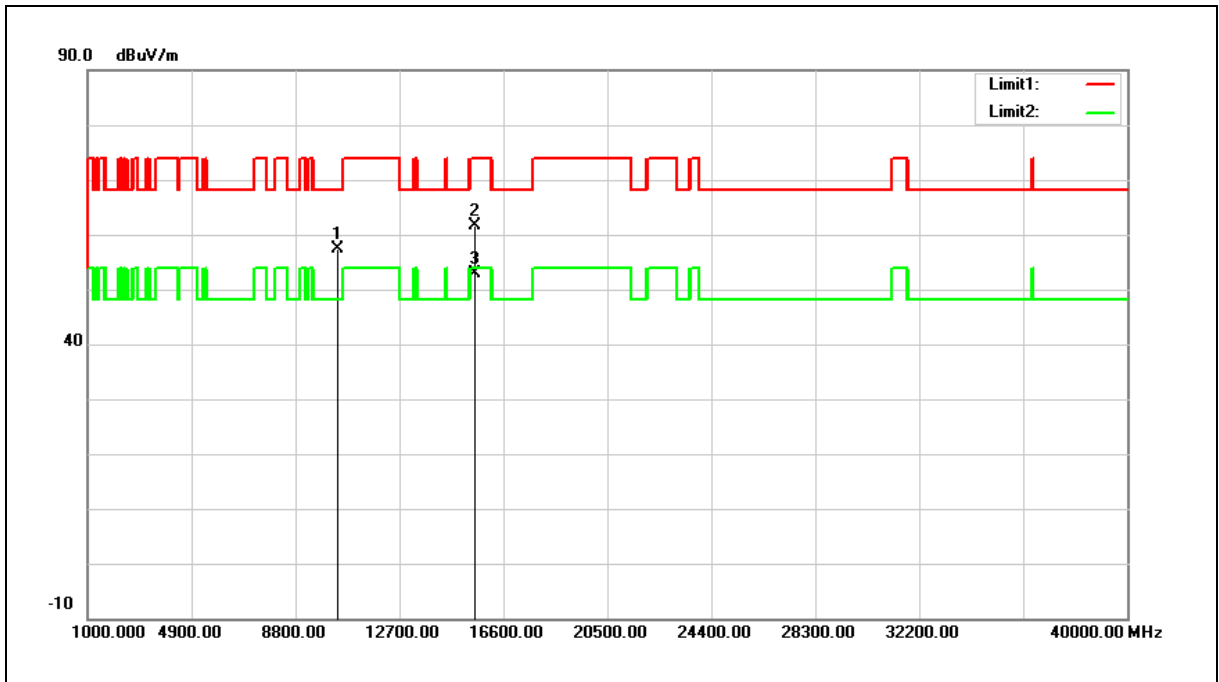
No.	Frequency (MHz)	Reading (dBuV)	Correct Factor (dB/m)	Result (dBuV/m)	Limit (dBuV/m)	Margin (dB)	Remark
1	10360.000	49.77	14.29	64.06	68.20	-4.14	peak
2	15540.000	44.44	16.86	61.30	74.00	-12.70	peak
3	15540.000	33.75	16.86	50.61	54.00	-3.39	AVG

Note:1.Result (dBuV/m) = Correct Factor (dB/m) + Reading(dBuV).

2.Correction factor (dB/m) = Antenna Factor (dB/m) + Cable loss (dB) – Pre-Amplifier gain (dB).

3.When the peak results are less than average limit, so not need to evaluate the average.

Standard:	FCC Part 15.407	Test Distance:	3 m
Test item:	Harmonic		
Frequency:	5180 MHz		
Mode:	802.11ax HE20		
Ant.Polar.:	Vertical		



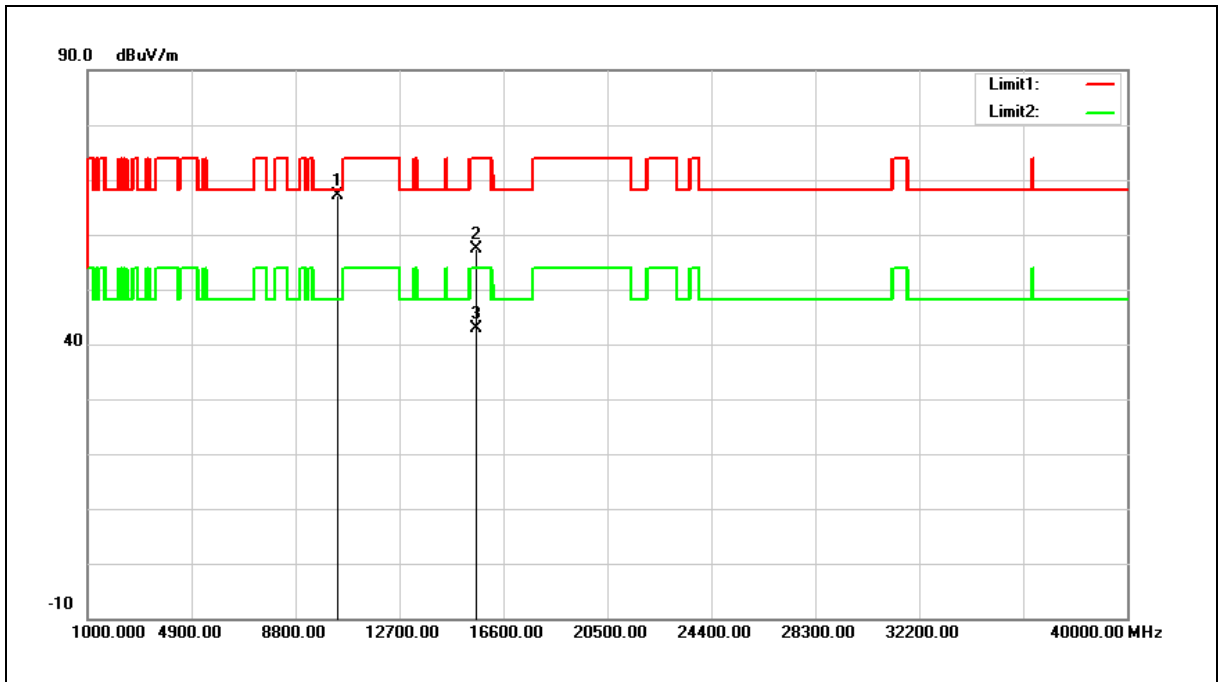
No.	Frequency (MHz)	Reading (dBuV)	Correct Factor (dB/m)	Result (dBuV/m)	Limit (dBuV/m)	Margin (dB)	Remark
1	10360.000	42.98	14.29	57.27	68.20	-10.93	peak
2	15540.000	44.84	16.86	61.70	74.00	-12.30	peak
3	15540.000	36.13	16.86	52.99	54.00	-1.01	AVG

Note:1.Result (dBuV/m) = Correct Factor (dB/m) + Reading(dBuV).

2.Correction factor (dB/m) = Antenna Factor (dB/m) + Cable loss (dB) – Pre-Amplifier gain (dB).

3.When the peak results are less than average limit, so not need to evaluate the average.

Standard:	FCC Part 15.407	Test Distance:	3 m
Test item:	Harmonic		
Frequency:	5200 MHz		
Mode:	802.11ax HE20		
Ant.Polar.:	Horizontal		



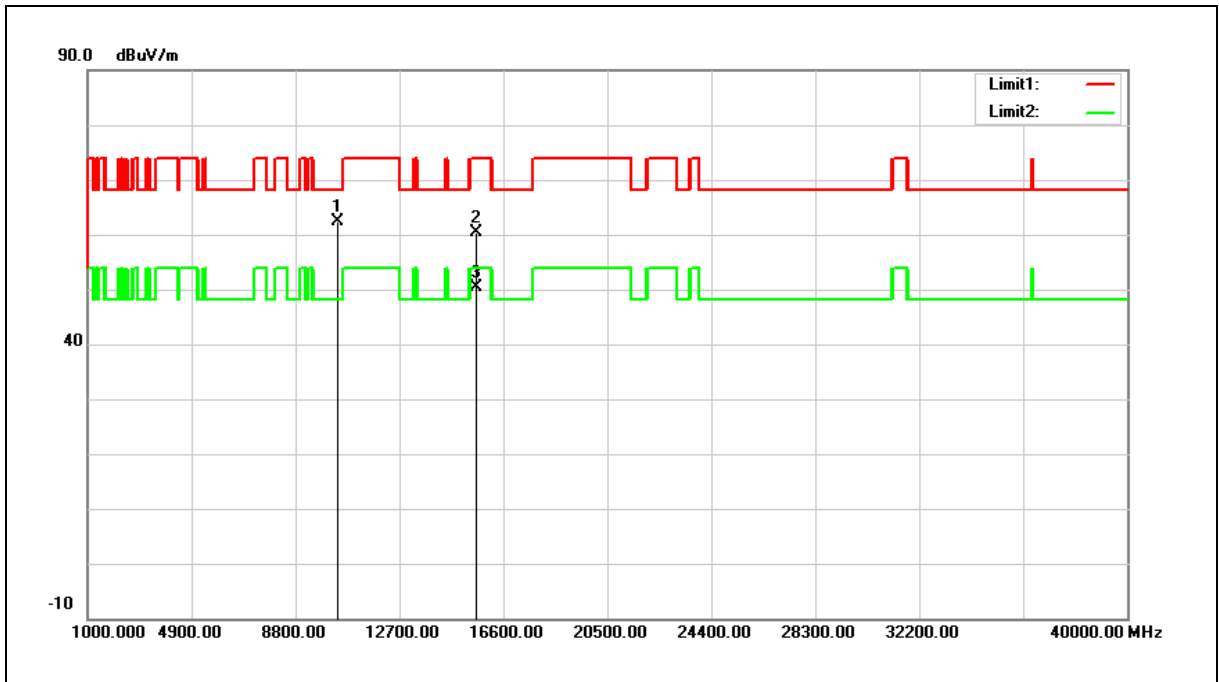
No.	Frequency (MHz)	Reading (dBuV)	Correct Factor (dB/m)	Result (dBuV/m)	Limit (dBuV/m)	Margin (dB)	Remark
1	10400.000	52.82	14.38	67.20	68.20	-1.00	peak
2	15600.000	40.73	16.65	57.38	74.00	-16.62	peak
3	15600.000	26.20	16.65	42.85	54.00	-11.15	AVG

Note:1.Result (dBuV/m) = Correct Factor (dB/m) + Reading(dBuV).

2.Correction factor (dB/m) = Antenna Factor (dB/m) + Cable loss (dB) – Pre-Amplifier gain (dB).

3.When the peak results are less than average limit, so not need to evaluate the average.

Standard:	FCC Part 15.407	Test Distance:	3 m
Test item:	Harmonic		
Frequency:	5200 MHz		
Mode:	802.11ax HE20		
Ant.Polar.:	Vertical		



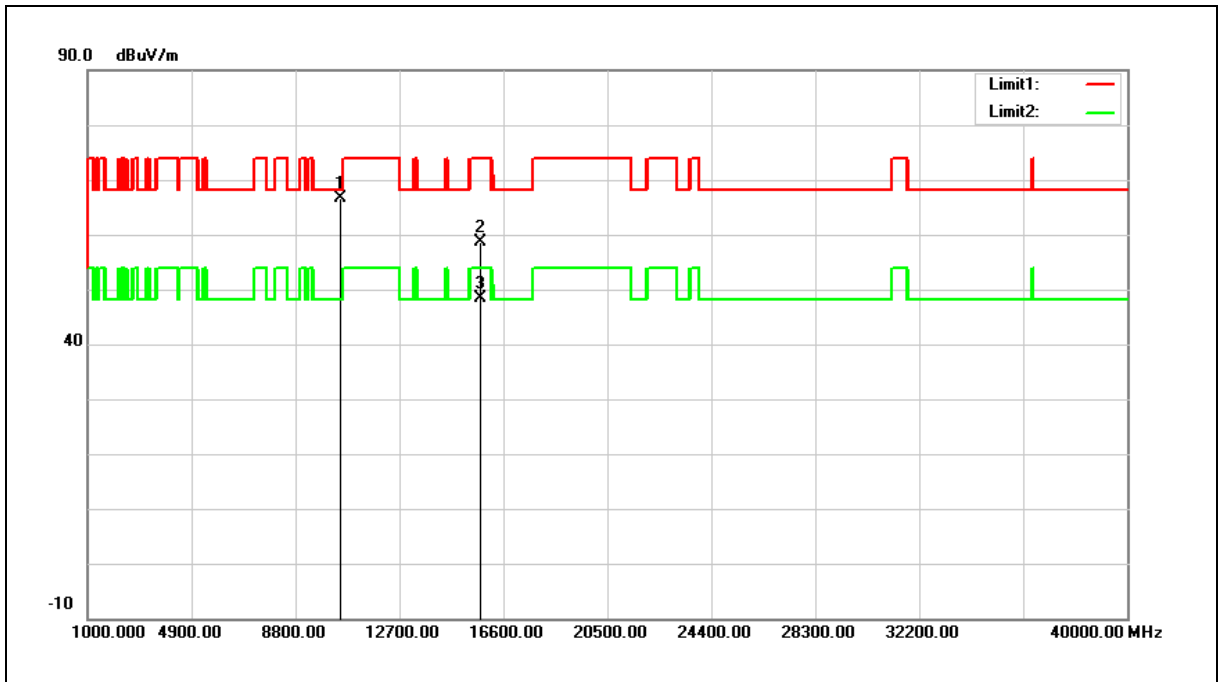
No.	Frequency (MHz)	Reading (dBuV)	Correct Factor (dB/m)	Result (dBuV/m)	Limit (dBuV/m)	Margin (dB)	Remark
1	10400.000	47.90	14.38	62.28	68.20	-5.92	peak
2	15600.000	43.79	16.65	60.44	74.00	-13.56	peak
3	15600.000	33.77	16.65	50.42	54.00	-3.58	AVG

Note:1.Result (dBuV/m) = Correct Factor (dB/m) + Reading(dBuV).

2.Correction factor (dB/m) = Antenna Factor (dB/m) + Cable loss (dB) – Pre-Amplifier gain (dB).

3.When the peak results are less than average limit, so not need to evaluate the average.

Standard:	FCC Part 15.407	Test Distance:	3 m
Test item:	Harmonic		
Frequency:	5240 MHz		
Mode:	802.11ax HE20		
Ant.Polar.:	Horizontal		



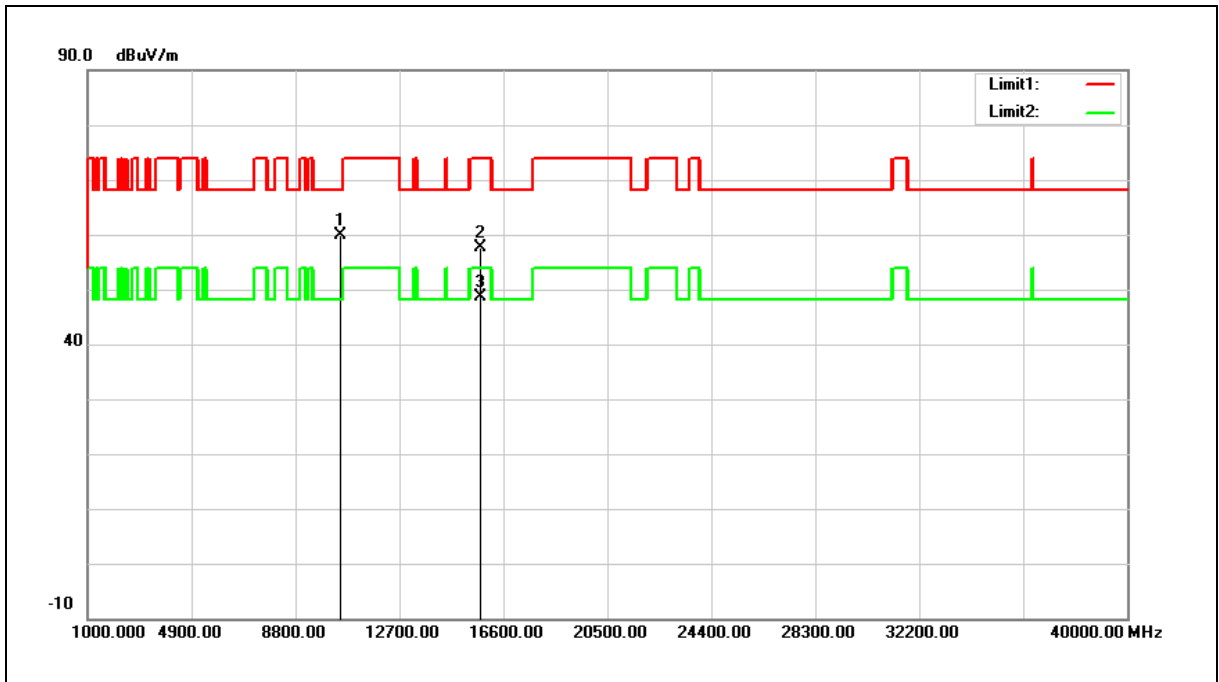
No.	Frequency (MHz)	Reading (dBuV)	Correct Factor (dB/m)	Result (dBuV/m)	Limit (dBuV/m)	Margin (dB)	Remark
1	10480.000	52.08	14.55	66.63	68.20	-1.57	peak
2	15720.000	42.46	16.24	58.70	74.00	-15.30	peak
3	15720.000	32.17	16.24	48.41	54.00	-5.59	AVG

Note:1.Result (dBuV/m) = Correct Factor (dB/m) + Reading(dBuV).

2.Correction factor (dB/m) = Antenna Factor (dB/m) + Cable loss (dB) – Pre-Amplifier gain (dB).

3.When the peak results are less than average limit, so not need to evaluate the average.

Standard:	FCC Part 15.407	Test Distance:	3 m
Test item:	Harmonic		
Frequency:	5240 MHz		
Mode:	802.11ax HE20		
Ant.Polar.:	Vertical		



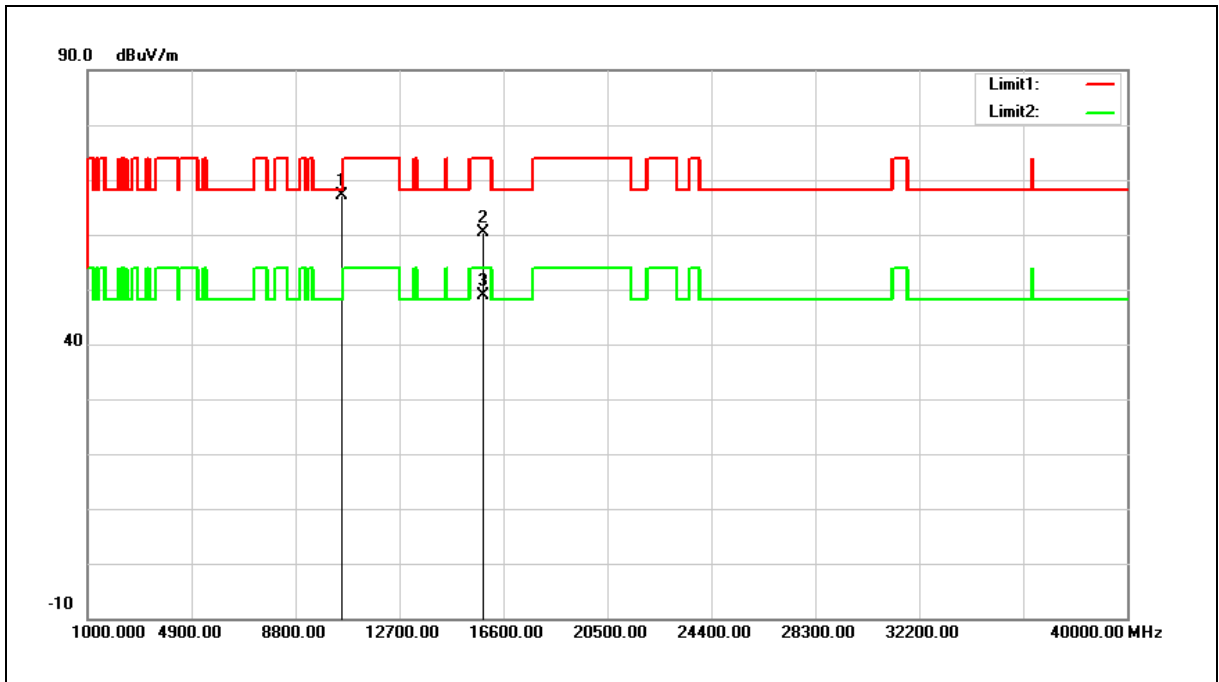
No.	Frequency (MHz)	Reading (dBuV)	Correct Factor (dB/m)	Result (dBuV/m)	Limit (dBuV/m)	Margin (dB)	Remark
1	10480.000	45.37	14.55	59.92	68.20	-8.28	peak
2	15720.000	41.27	16.24	57.51	74.00	-16.49	peak
3	15720.000	32.30	16.24	48.54	54.00	-5.46	AVG

Note:1.Result (dBuV/m) = Correct Factor (dB/m) + Reading(dBuV).

2.Correction factor (dB/m) = Antenna Factor (dB/m) + Cable loss (dB) – Pre-Amplifier gain (dB).

3.When the peak results are less than average limit, so not need to evaluate the average.

Standard:	FCC Part 15.407	Test Distance:	3 m
Test item:	Harmonic		
Frequency:	5260 MHz		
Mode:	802.11ax HE20		
Ant.Polar.:	Horizontal		



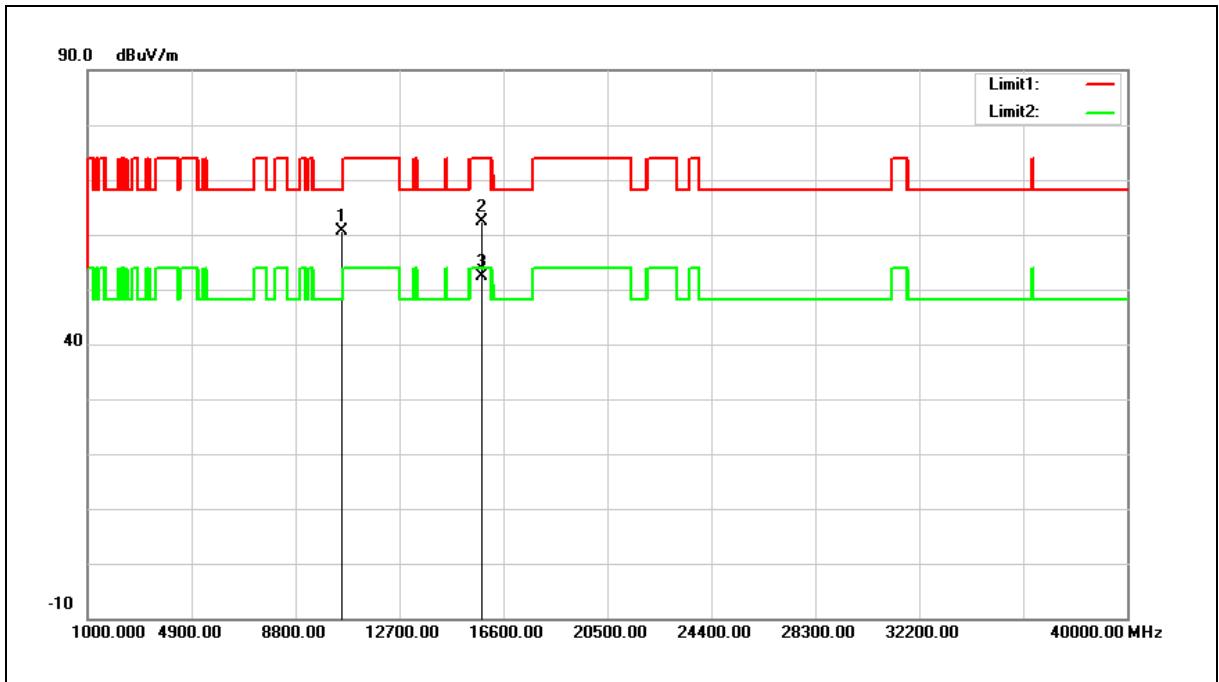
No.	Frequency (MHz)	Reading (dBuV)	Correct Factor (dB/m)	Result (dBuV/m)	Limit (dBuV/m)	Margin (dB)	Remark
1	10520.000	52.58	14.59	67.17	68.20	-1.03	peak
2	15790.000	44.40	16.02	60.42	74.00	-13.58	peak
3	15790.000	32.98	16.02	49.00	54.00	-5.00	AVG

Note: 1. Result (dBuV/m) = Correct Factor (dB/m) + Reading(dBuV).

2. Correction factor (dB/m) = Antenna Factor (dB/m) + Cable loss (dB) – Pre-Amplifier gain (dB).

3. When the peak results are less than average limit, so not need to evaluate the average.

Standard:	FCC Part 15.407	Test Distance:	3 m
Test item:	Harmonic		
Frequency:	5260 MHz		
Mode:	802.11ax HE20		
Ant.Polar.:	Vertical		



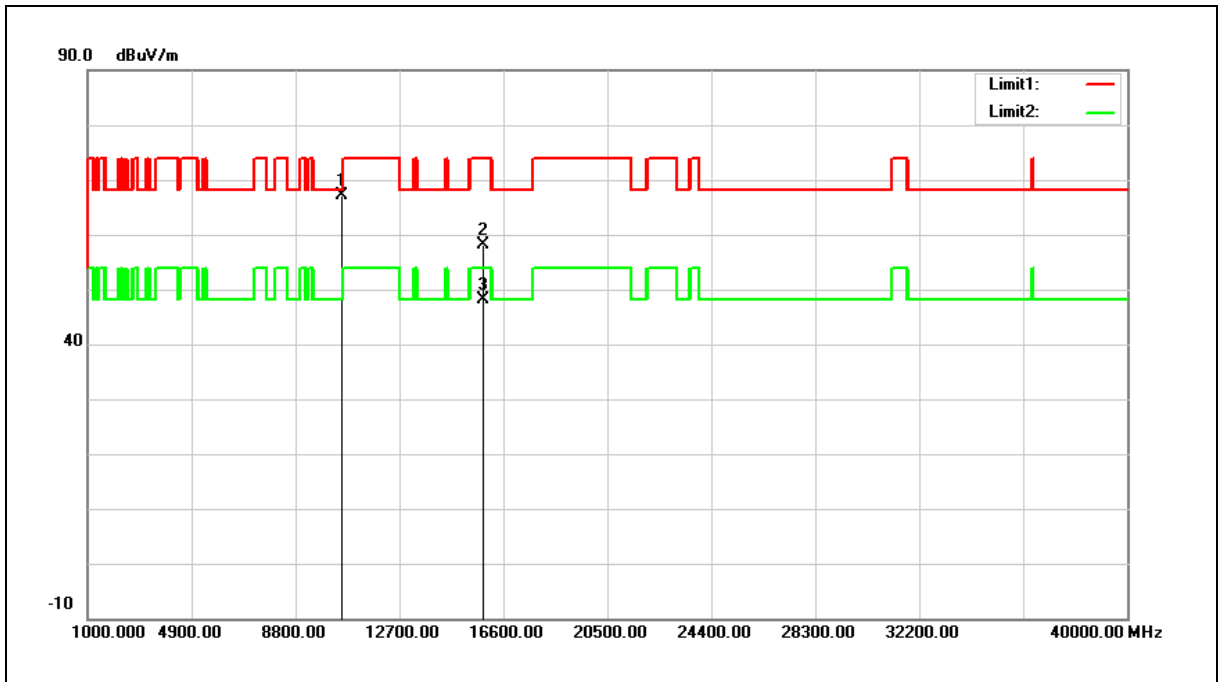
No.	Frequency (MHz)	Reading (dBuV)	Correct Factor (dB/m)	Result (dBuV/m)	Limit (dBuV/m)	Margin (dB)	Remark
1	10520.000	45.92	14.59	60.51	68.20	-7.69	peak
2	15780.000	46.42	16.06	62.48	74.00	-11.52	peak
3	15780.000	36.33	16.06	52.39	54.00	-1.61	AVG

Note:1.Result (dBuV/m) = Correct Factor (dB/m) + Reading(dBuV).

2.Correction factor (dB/m) = Antenna Factor (dB/m) + Cable loss (dB) – Pre-Amplifier gain (dB).

3.When the peak results are less than average limit, so not need to evaluate the average.

Standard:	FCC Part 15.407	Test Distance:	3 m
Test item:	Harmonic		
Frequency:	5280 MHz		
Mode:	802.11ax HE20		
Ant.Polar.:	Horizontal		



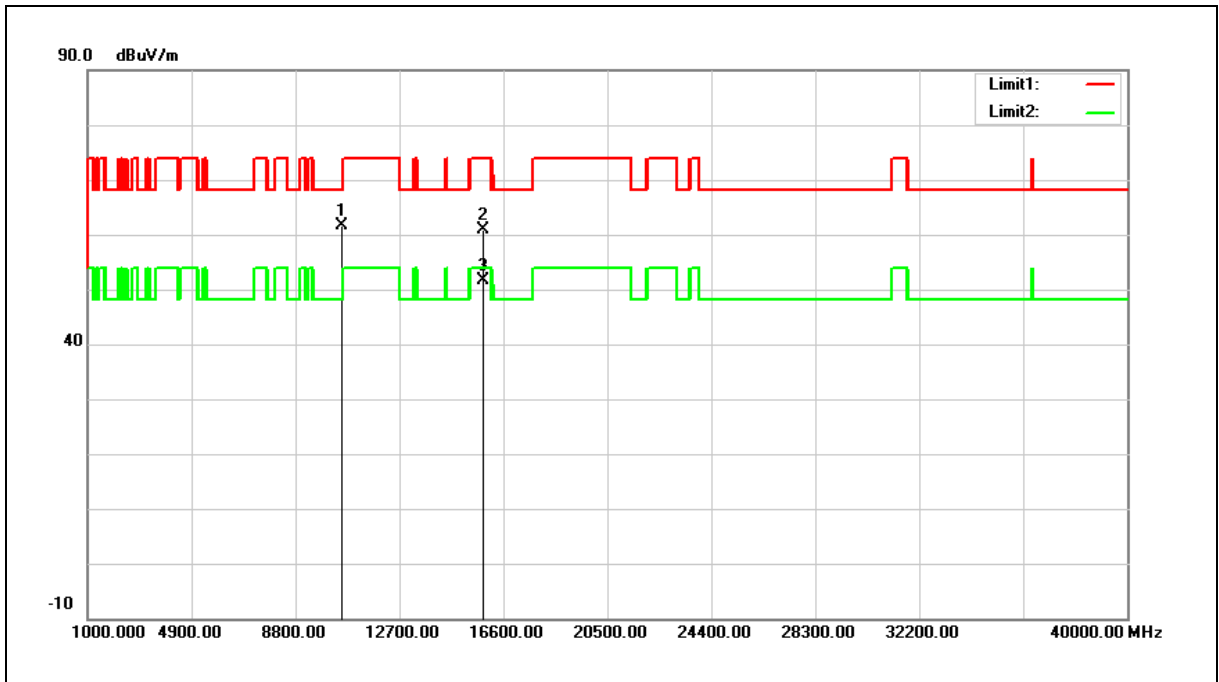
No.	Frequency (MHz)	Reading (dBuV)	Correct Factor (dB/m)	Result (dBuV/m)	Limit (dBuV/m)	Margin (dB)	Remark
1	10560.000	52.55	14.58	67.13	68.20	-1.07	peak
2	15840.000	42.34	15.85	58.19	74.00	-15.81	peak
3	15840.000	32.29	15.85	48.14	54.00	-5.86	AVG

Note:1.Result (dBuV/m) = Correct Factor (dB/m) + Reading(dBuV).

2.Correction factor (dB/m) = Antenna Factor (dB/m) + Cable loss (dB) – Pre-Amplifier gain (dB).

3.When the peak results are less than average limit, so not need to evaluate the average.

Standard:	FCC Part 15.407	Test Distance:	3 m
Test item:	Harmonic		
Frequency:	5280 MHz		
Mode:	802.11ax HE20		
Ant.Polar.:	Vertical		



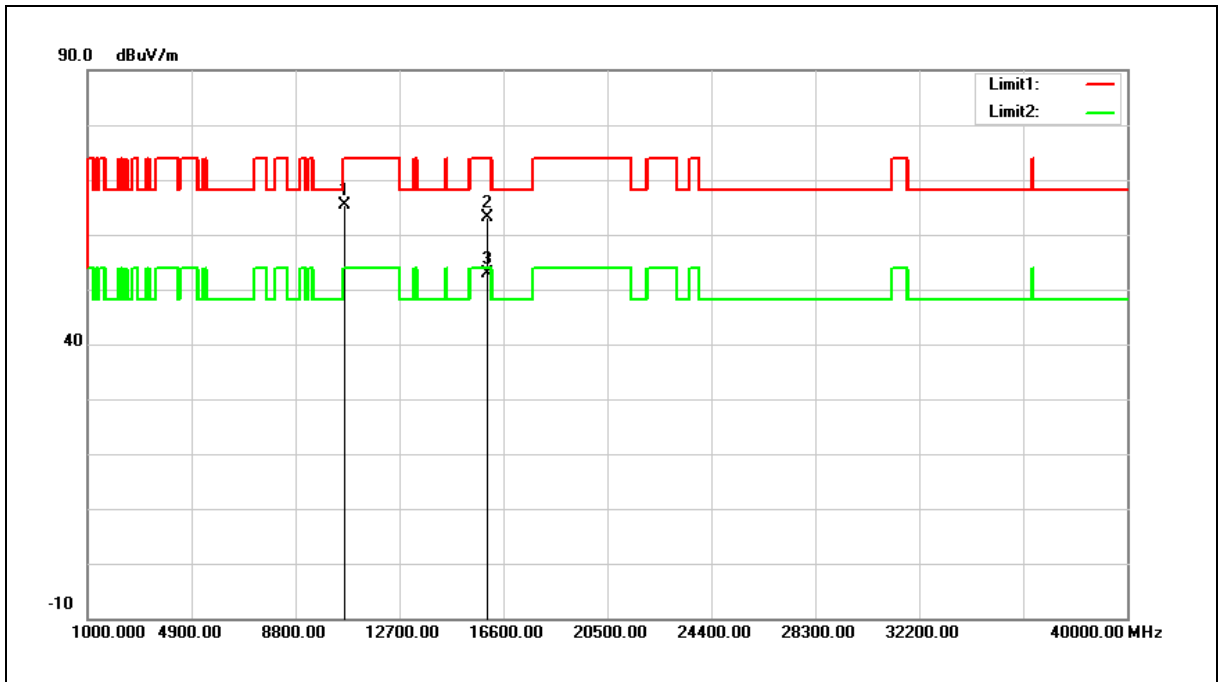
No.	Frequency (MHz)	Reading (dBuV)	Correct Factor (dB/m)	Result (dBuV/m)	Limit (dBuV/m)	Margin (dB)	Remark
1	10560.000	47.03	14.58	61.61	68.20	-6.59	peak
2	15840.000	44.91	15.85	60.76	74.00	-13.24	peak
3	15840.000	35.86	15.85	51.71	54.00	-2.29	AVG

Note:1.Result (dBuV/m) = Correct Factor (dB/m) + Reading(dBuV).

2.Correction factor (dB/m) = Antenna Factor (dB/m) + Cable loss (dB) – Pre-Amplifier gain (dB).

3.When the peak results are less than average limit, so not need to evaluate the average.

Standard:	FCC Part 15.407	Test Distance:	3 m
Test item:	Harmonic		
Frequency:	5320 MHz		
Mode:	802.11ax HE20		
Ant.Polar.:	Horizontal		



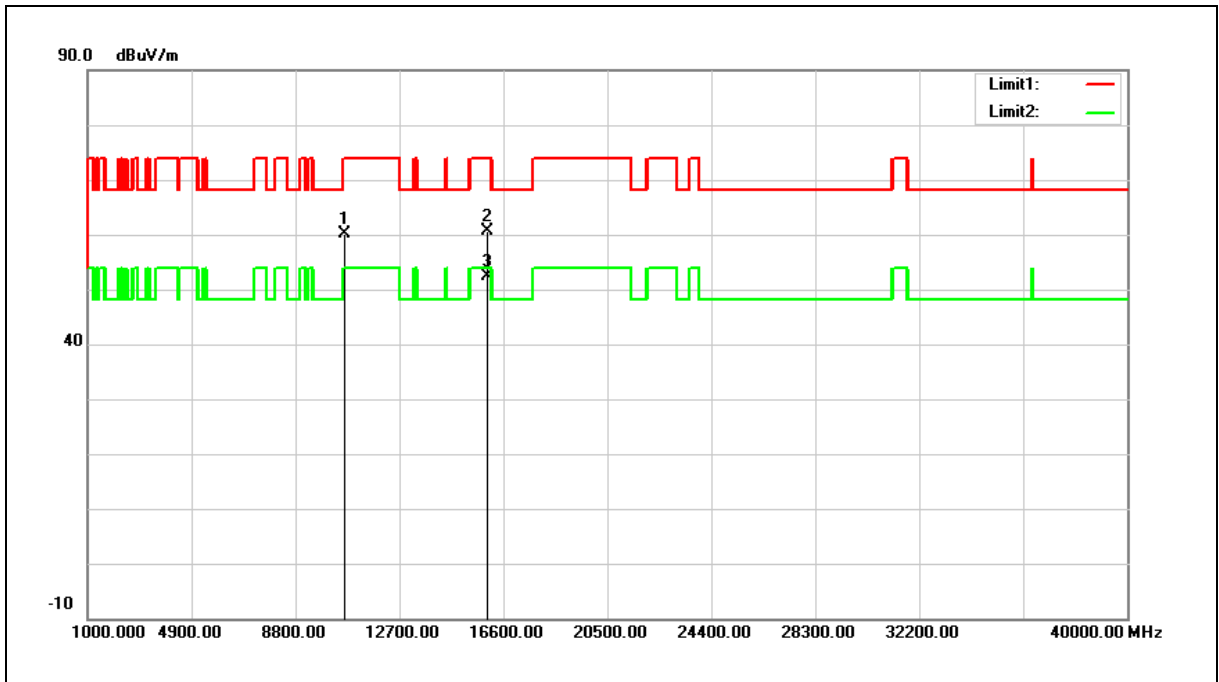
No.	Frequency (MHz)	Reading (dBuV)	Correct Factor (dB/m)	Result (dBuV/m)	Limit (dBuV/m)	Margin (dB)	Remark
1	10640.000	50.90	14.56	65.46	74.00	-8.54	peak
2	15960.000	47.75	15.44	63.19	74.00	-10.81	peak
3	15960.000	37.49	15.44	52.93	54.00	-1.07	AVG

Note:1.Result (dBuV/m) = Correct Factor (dB/m) + Reading(dBuV).

2.Correction factor (dB/m) = Antenna Factor (dB/m) + Cable loss (dB) – Pre-Amplifier gain (dB).

3.When the peak results are less than average limit, so not need to evaluate the average.

Standard:	FCC Part 15.407	Test Distance:	3 m
Test item:	Harmonic		
Frequency:	5320 MHz		
Mode:	802.11ax HE20		
Ant.Polar.:	Vertical		



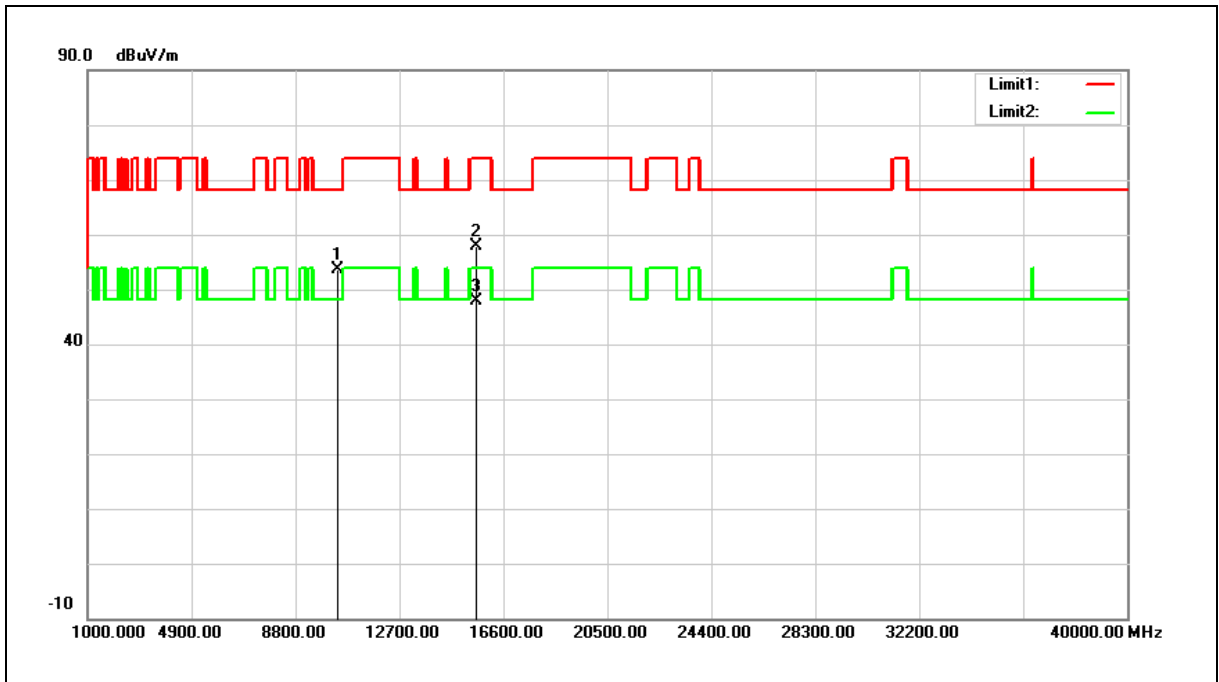
No.	Frequency (MHz)	Reading (dBuV)	Correct Factor (dB/m)	Result (dBuV/m)	Limit (dBuV/m)	Margin (dB)	Remark
1	10640.000	45.69	14.56	60.25	74.00	-13.75	peak
2	15960.000	45.13	15.44	60.57	74.00	-13.43	peak
3	15960.000	36.90	15.44	52.34	54.00	-1.66	AVG

Note: 1. Result (dBuV/m) = Correct Factor (dB/m) + Reading(dBuV).

2. Correction factor (dB/m) = Antenna Factor (dB/m) + Cable loss (dB) – Pre-Amplifier gain (dB).

3. When the peak results are less than average limit, so not need to evaluate the average.

Standard:	FCC Part 15.407	Test Distance:	3 m
Test item:	Harmonic		
Frequency:	5190 MHz		
Mode:	802.11ax HE40		
Ant.Polar.:	Horizontal		



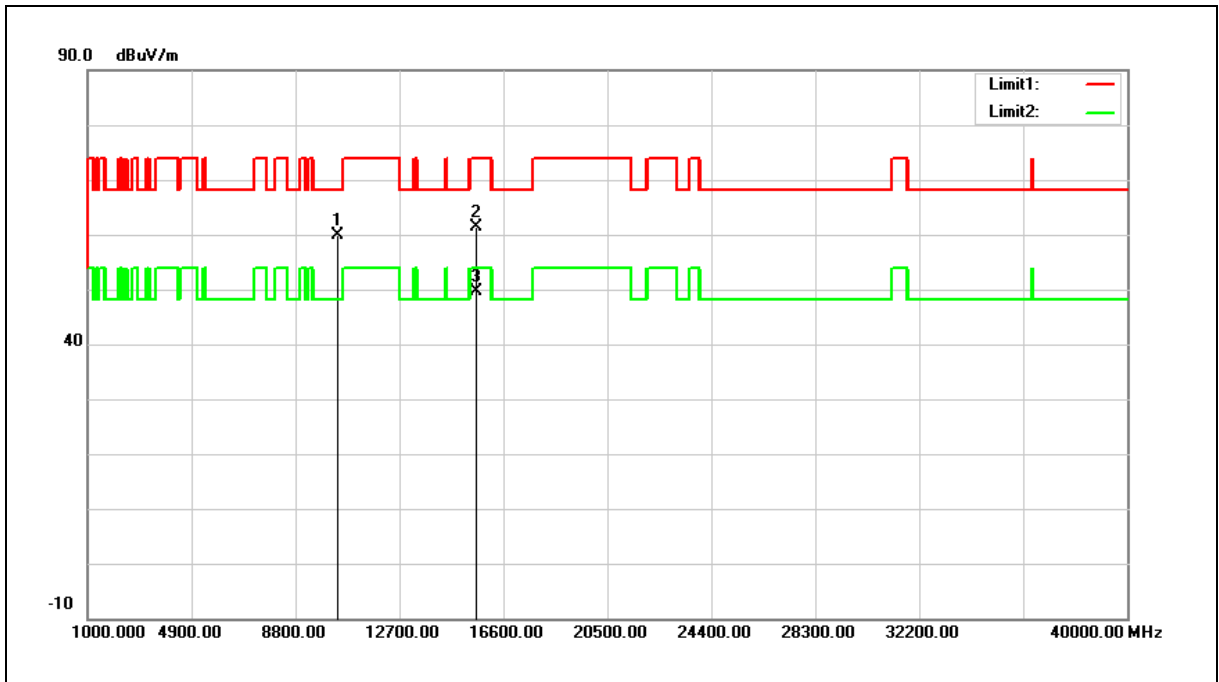
No.	Frequency (MHz)	Reading (dBuV)	Correct Factor (dB/m)	Result (dBuV/m)	Limit (dBuV/m)	Margin (dB)	Remark
1	10380.000	39.35	14.35	53.70	68.20	-14.50	peak
2	15570.000	41.11	16.75	57.86	74.00	-16.14	peak
3	15570.000	31.16	16.75	47.91	54.00	-6.09	AVG

Note:1.Result (dBuV/m) = Correct Factor (dB/m) + Reading(dBuV).

2.Correction factor (dB/m) = Antenna Factor (dB/m) + Cable loss (dB) – Pre-Amplifier gain (dB).

3.When the peak results are less than average limit, so not need to evaluate the average.

Standard:	FCC Part 15.407	Test Distance:	3 m
Test item:	Harmonic		
Frequency:	5190 MHz		
Mode:	802.11ax HE40		
Ant.Polar.:	Vertical		



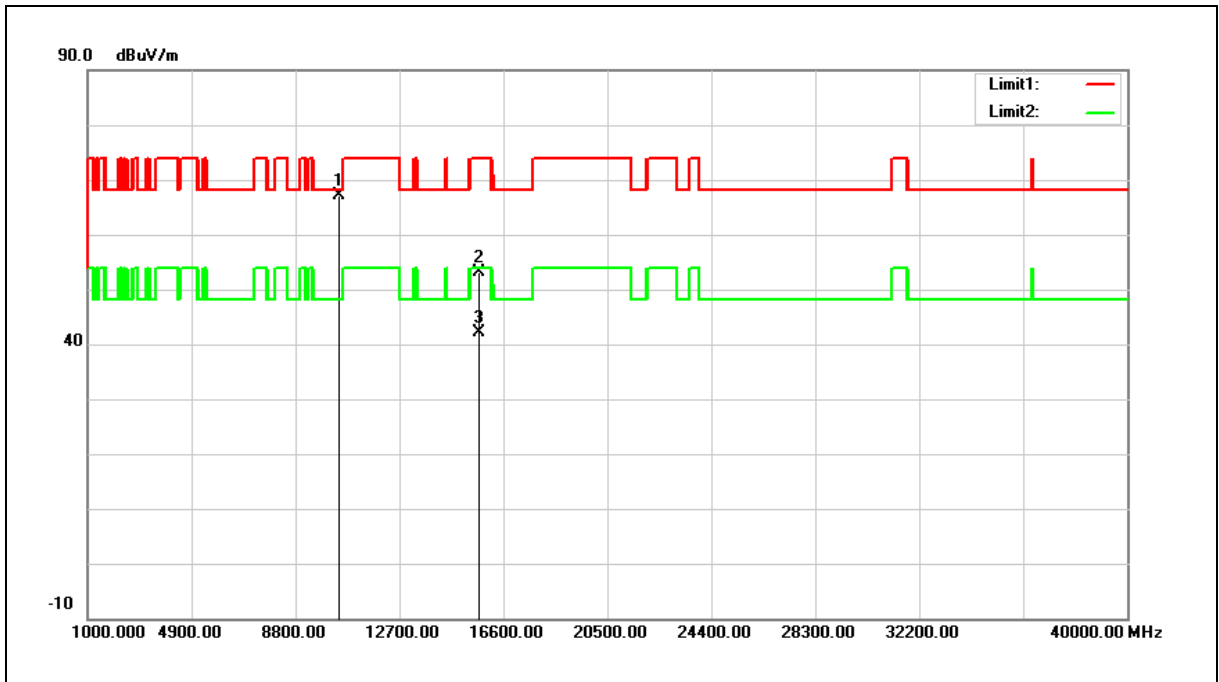
No.	Frequency (MHz)	Reading (dBuV)	Correct Factor (dB/m)	Result (dBuV/m)	Limit (dBuV/m)	Margin (dB)	Remark
1	10380.000	45.49	14.35	59.84	68.20	-8.36	peak
2	15570.000	44.65	16.75	61.40	74.00	-12.60	peak
3	15570.000	32.99	16.75	49.74	54.00	-4.26	AVG

Note:1.Result (dBuV/m) = Correct Factor (dB/m) + Reading(dBuV).

2.Correction factor (dB/m) = Antenna Factor (dB/m) + Cable loss (dB) – Pre-Amplifier gain (dB).

3.When the peak results are less than average limit, so not need to evaluate the average.

Standard:	FCC Part 15.407	Test Distance:	3 m
Test item:	Harmonic		
Frequency:	5230 MHz		
Mode:	802.11ax HE40		
Ant.Polar.:	Horizontal		



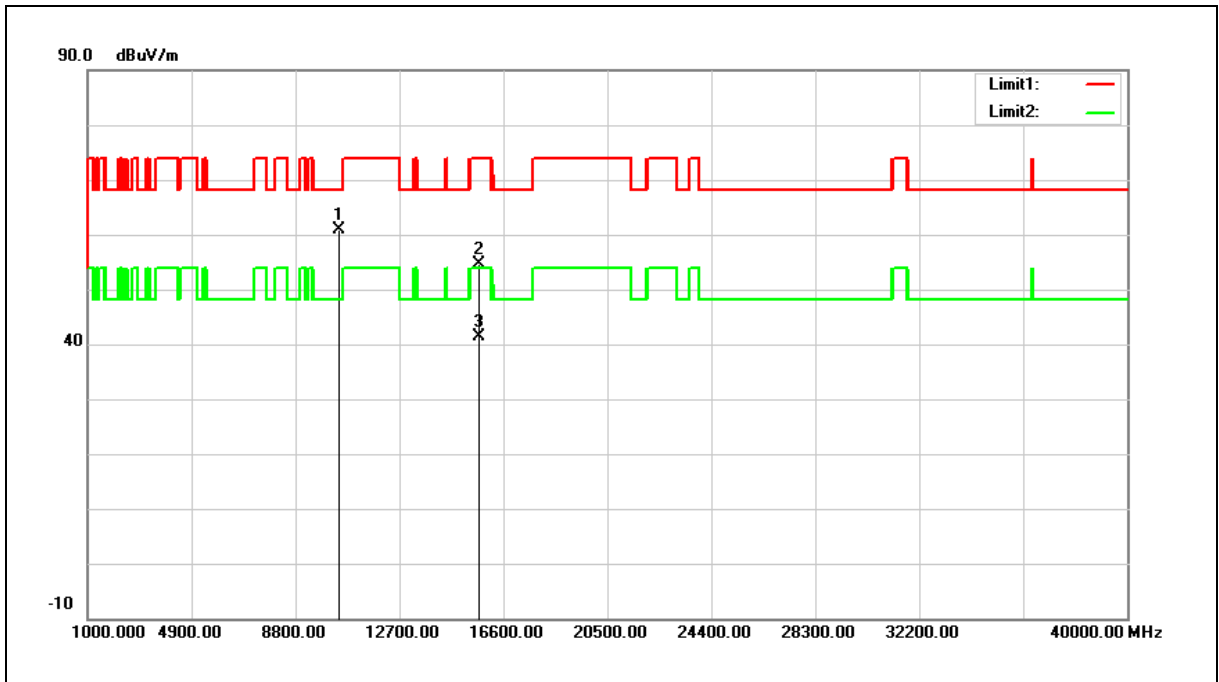
No.	Frequency (MHz)	Reading (dBuV)	Correct Factor (dB/m)	Result (dBuV/m)	Limit (dBuV/m)	Margin (dB)	Remark
1	10460.000	52.52	14.51	67.03	68.20	-1.17	peak
2	15690.000	36.73	16.35	53.08	74.00	-20.92	peak
3	15690.000	25.80	16.35	42.15	54.00	-11.85	AVG

Note: 1. Result (dBuV/m) = Correct Factor (dB/m) + Reading (dBuV).

2. Correction factor (dB/m) = Antenna Factor (dB/m) + Cable loss (dB) – Pre-Amplifier gain (dB).

3. When the peak results are less than average limit, so not need to evaluate the average.

Standard:	FCC Part 15.407	Test Distance:	3 m
Test item:	Harmonic		
Frequency:	5230 MHz		
Mode:	802.11ax HE40		
Ant.Polar.:	Vertical		



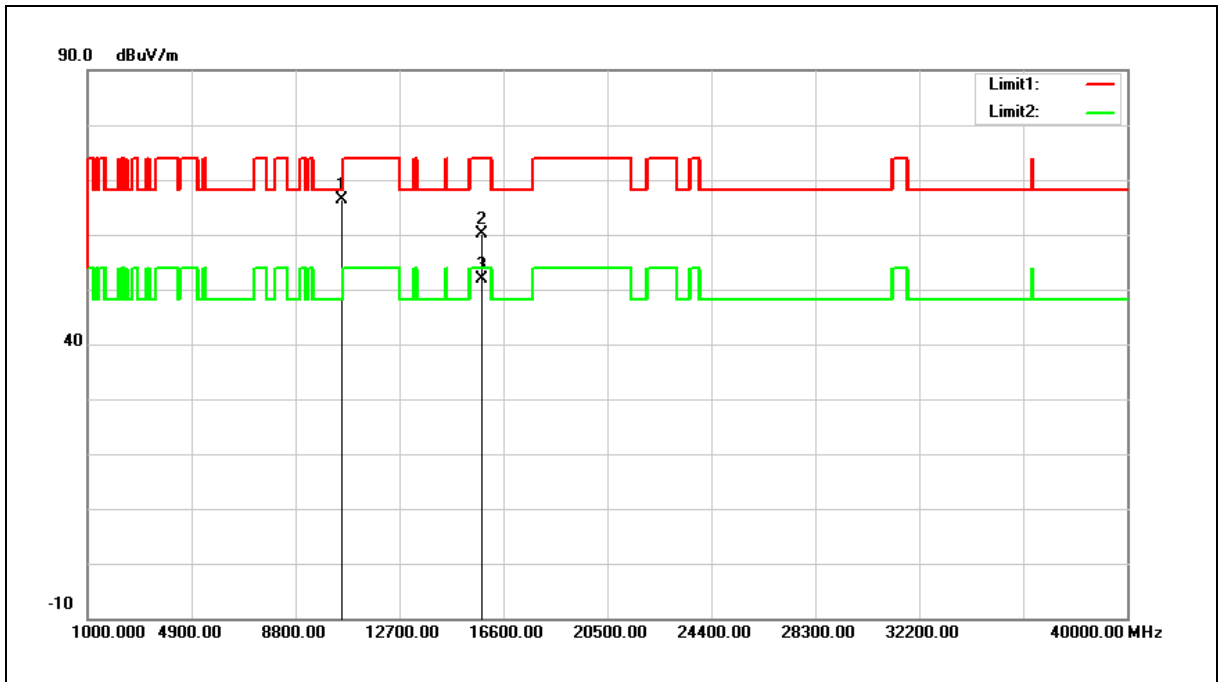
No.	Frequency (MHz)	Reading (dBuV)	Correct Factor (dB/m)	Result (dBuV/m)	Limit (dBuV/m)	Margin (dB)	Remark
1	10460.000	46.25	14.51	60.76	68.20	-7.44	peak
2	15690.000	38.36	16.35	54.71	74.00	-19.29	peak
3	15690.000	25.13	16.35	41.48	54.00	-12.52	AVG

Note:1.Result (dBuV/m) = Correct Factor (dB/m) + Reading(dBuV).

2.Correction factor (dB/m) = Antenna Factor (dB/m) + Cable loss (dB) – Pre-Amplifier gain (dB).

3.When the peak results are less than average limit, so not need to evaluate the average.

Standard:	FCC Part 15.407	Test Distance:	3 m
Test item:	Harmonic		
Frequency:	5270 MHz		
Mode:	802.11ax HE40		
Ant.Polar.:	Horizontal		



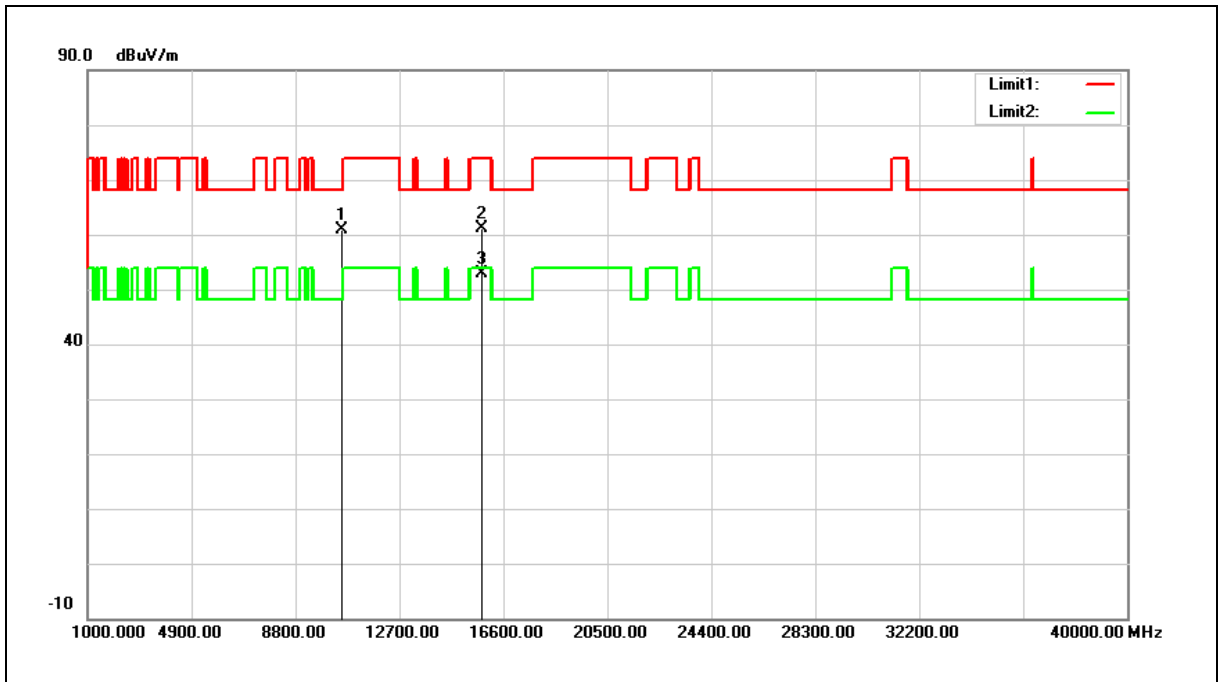
No.	Frequency (MHz)	Reading (dBuV)	Correct Factor (dB/m)	Result (dBuV/m)	Limit (dBuV/m)	Margin (dB)	Remark
1	10540.000	51.73	14.58	66.31	68.20	-1.89	peak
2	15810.000	44.23	15.95	60.18	74.00	-13.82	peak
3	15810.000	36.00	15.95	51.95	54.00	-2.05	AVG

Note:1.Result (dBuV/m) = Correct Factor (dB/m) + Reading(dBuV).

2.Correction factor (dB/m) = Antenna Factor (dB/m) + Cable loss (dB) – Pre-Amplifier gain (dB).

3.When the peak results are less than average limit, so not need to evaluate the average.

Standard:	FCC Part 15.407	Test Distance:	3 m
Test item:	Harmonic		
Frequency:	5270 MHz		
Mode:	802.11ax HE40		
Ant.Polar.:	Vertical		



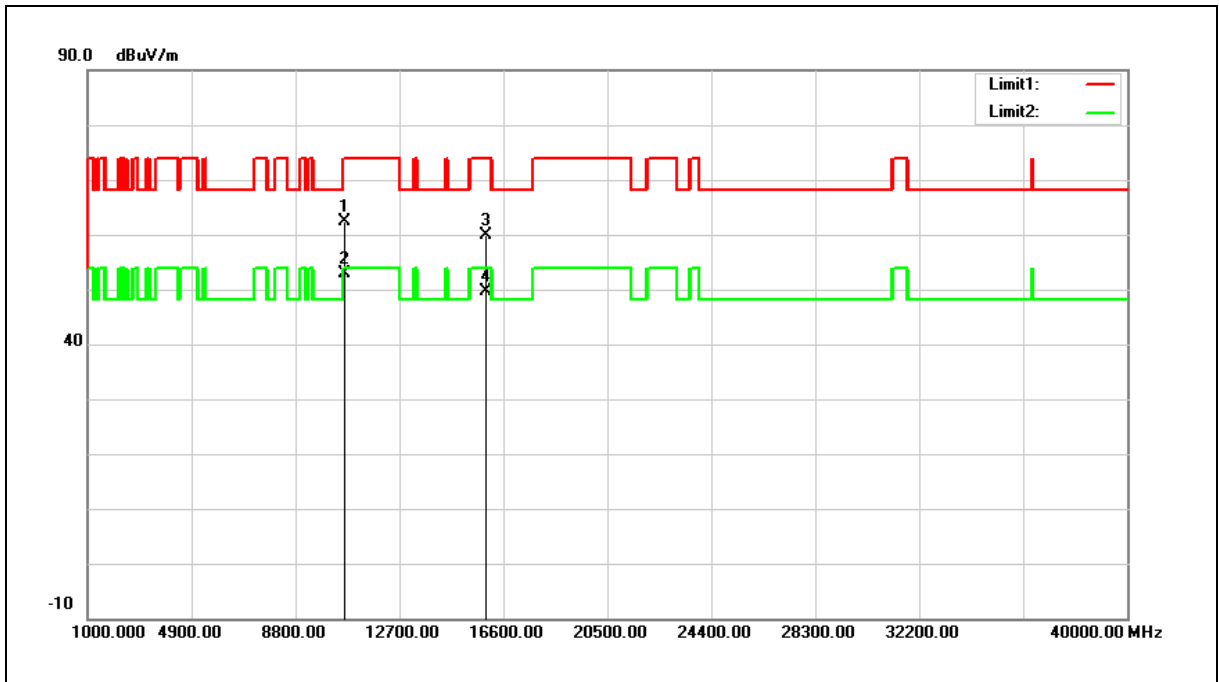
No.	Frequency (MHz)	Reading (dBuV)	Correct Factor (dB/m)	Result (dBuV/m)	Limit (dBuV/m)	Margin (dB)	Remark
1	10540.000	46.25	14.58	60.83	68.20	-7.37	peak
2	15810.000	45.21	15.95	61.16	74.00	-12.84	peak
3	15810.000	36.98	15.95	52.93	54.00	-1.07	AVG

Note:1.Result (dBuV/m) = Correct Factor (dB/m) + Reading(dBuV).

2.Correction factor (dB/m) = Antenna Factor (dB/m) + Cable loss (dB) – Pre-Amplifier gain (dB).

3.When the peak results are less than average limit, so not need to evaluate the average.

Standard:	FCC Part 15.407	Test Distance:	3 m
Test item:	Harmonic		
Frequency:	5310 MHz		
Mode:	802.11ax HE40		
Ant.Polar.:	Horizontal		



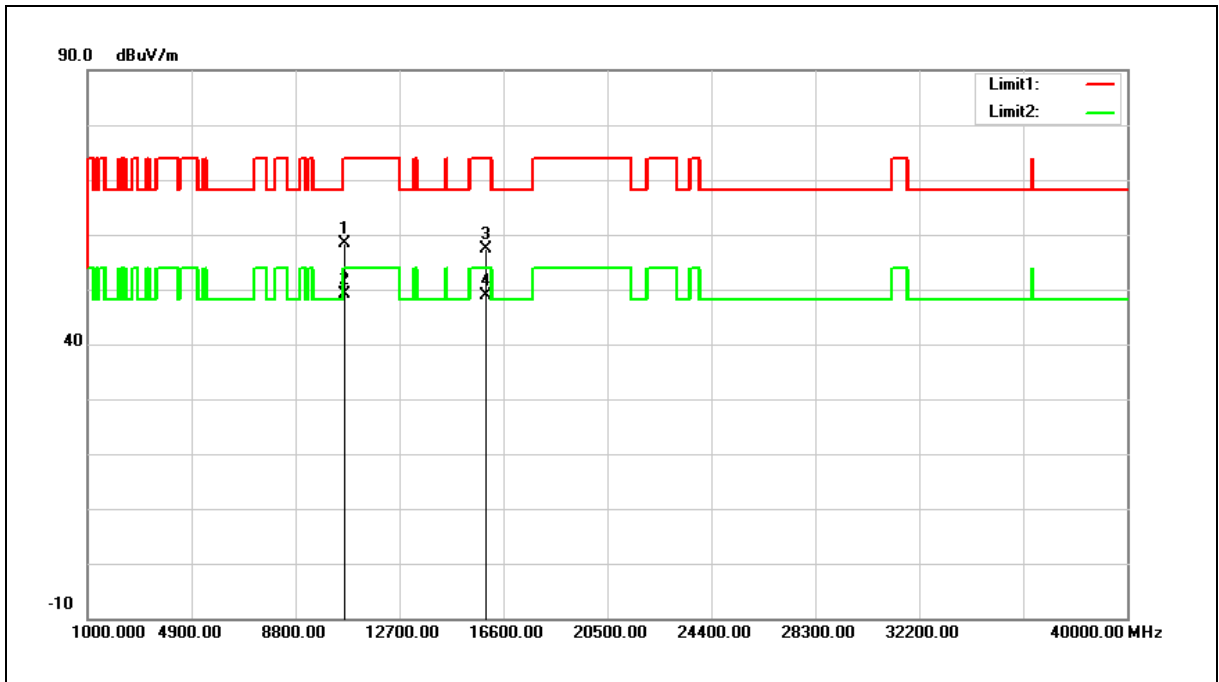
No.	Frequency (MHz)	Reading (dBuV)	Correct Factor (dB/m)	Result (dBuV/m)	Limit (dBuV/m)	Margin (dB)	Remark
1	10620.000	47.83	14.56	62.39	74.00	-11.61	peak
2	10620.000	38.27	14.56	52.83	54.00	-1.17	AVG
3	15930.000	44.21	15.55	59.76	74.00	-14.24	peak
4	15930.000	33.98	15.55	49.53	54.00	-4.47	AVG

Note:1.Result (dBuV/m) = Correct Factor (dB/m) + Reading(dBuV).

2.Correction factor (dB/m) = Antenna Factor (dB/m) + Cable loss (dB) – Pre-Amplifier gain (dB).

3.When the peak results are less than average limit, so not need to evaluate the average.

Standard:	FCC Part 15.407	Test Distance:	3 m
Test item:	Harmonic		
Frequency:	5310 MHz		
Mode:	802.11ax HE40		
Ant.Polar.:	Vertical		



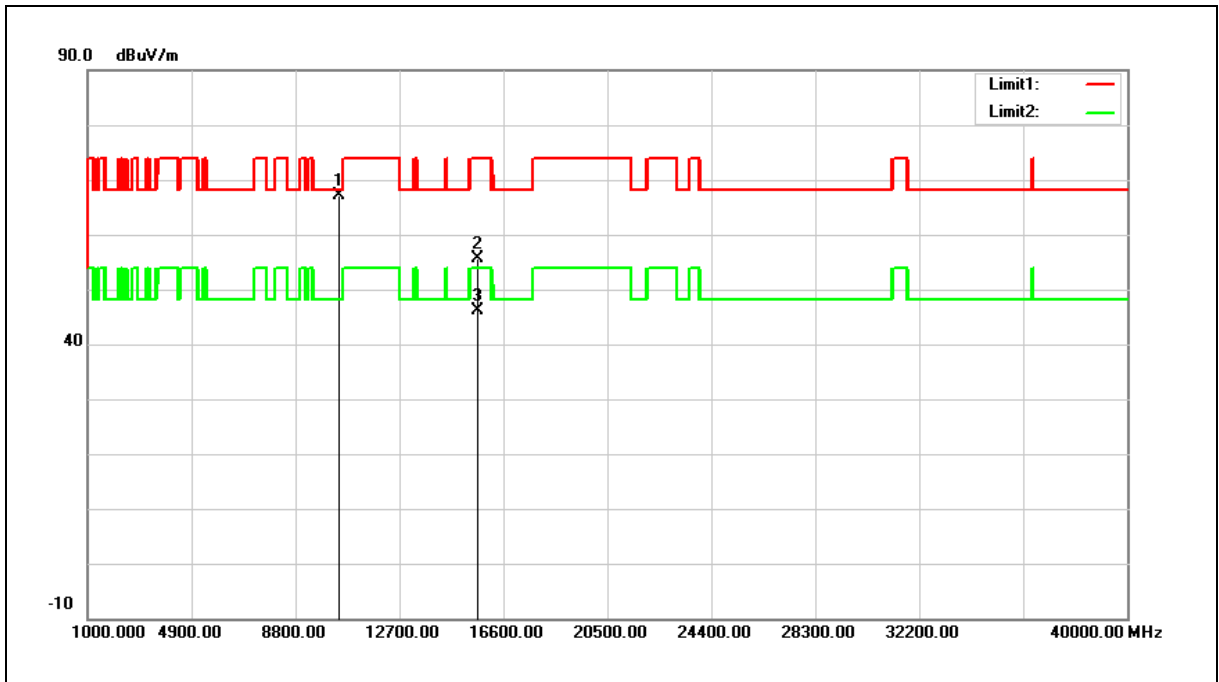
No.	Frequency (MHz)	Reading (dBuV)	Correct Factor (dB/m)	Result (dBuV/m)	Limit (dBuV/m)	Margin (dB)	Remark
1	10620.000	43.92	14.56	58.48	74.00	-15.52	peak
2	10620.000	34.45	14.56	49.01	54.00	-4.99	AVG
3	15930.000	41.77	15.55	57.32	74.00	-16.68	peak
4	15930.000	33.34	15.55	48.89	54.00	-5.11	AVG

Note:1.Result (dBuV/m) = Correct Factor (dB/m) + Reading(dBuV).

2.Correction factor (dB/m) = Antenna Factor (dB/m) + Cable loss (dB) – Pre-Amplifier gain (dB).

3.When the peak results are less than average limit, so not need to evaluate the average.

Standard:	FCC Part 15.407	Test Distance:	3 m
Test item:	Harmonic		
Frequency:	5210 MHz		
Mode:	802.11ax HE80		
Ant.Polar.:	Horizontal		



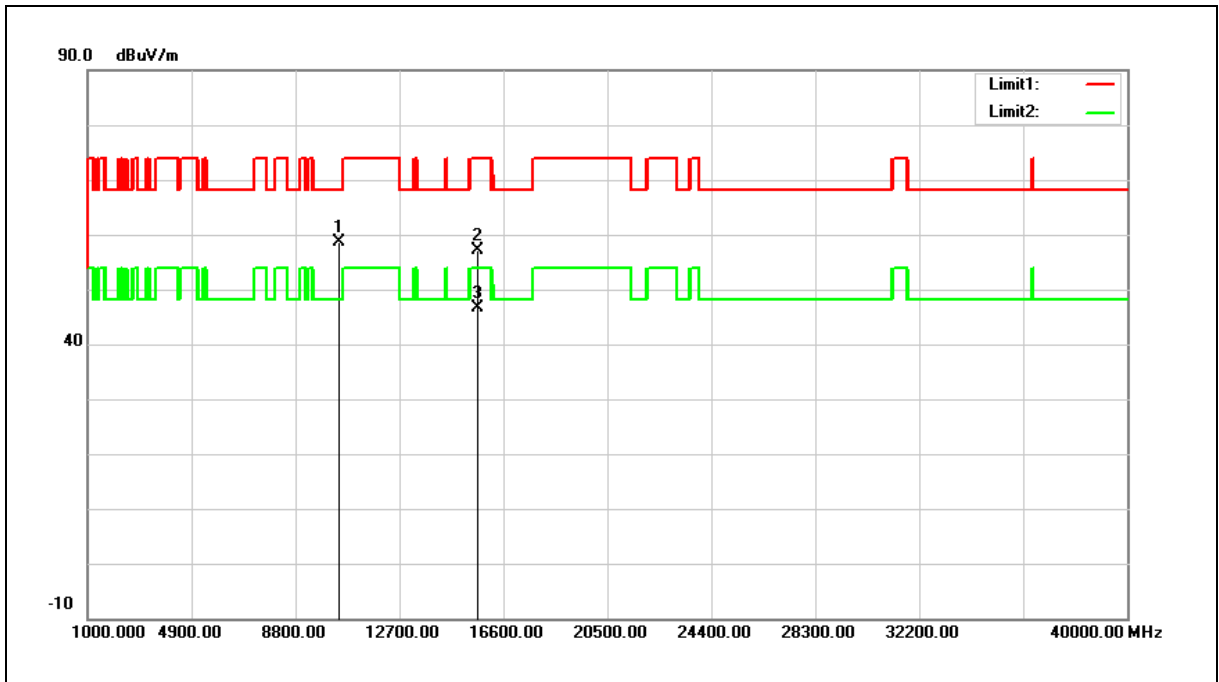
No.	Frequency (MHz)	Reading (dBuV)	Correct Factor (dB/m)	Result (dBuV/m)	Limit (dBuV/m)	Margin (dB)	Remark
1	10420.000	52.63	14.42	67.05	68.20	-1.15	peak
2	15630.000	39.16	16.56	55.72	74.00	-18.28	peak
3	15630.000	29.65	16.56	46.21	54.00	-7.79	AVG

Note:1.Result (dBuV/m) = Correct Factor (dB/m) + Reading(dBuV).

2.Correction factor (dB/m) = Antenna Factor (dB/m) + Cable loss (dB) – Pre-Amplifier gain (dB).

3.When the peak results are less than average limit, so not need to evaluate the average.

Standard:	FCC Part 15.407	Test Distance:	3 m
Test item:	Harmonic		
Frequency:	5210 MHz		
Mode:	802.11ax HE80		
Ant.Polar.:	Vertical		



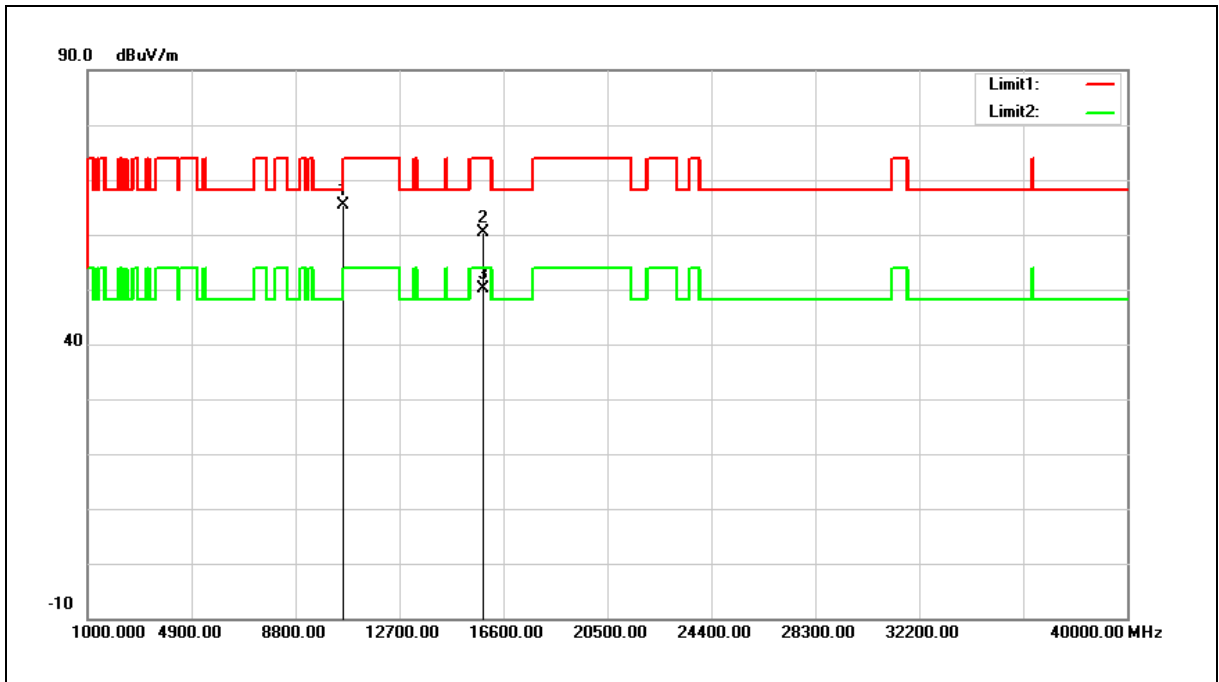
No.	Frequency (MHz)	Reading (dBuV)	Correct Factor (dB/m)	Result (dBuV/m)	Limit (dBuV/m)	Margin (dB)	Remark
1	10420.000	44.18	14.42	58.60	68.20	-9.60	peak
2	15630.000	40.55	16.56	57.11	74.00	-16.89	peak
3	15630.000	29.95	16.56	46.51	54.00	-7.49	AVG

Note:1.Result (dBuV/m) = Correct Factor (dB/m) + Reading(dBuV).

2.Correction factor (dB/m) = Antenna Factor (dB/m) + Cable loss (dB) – Pre-Amplifier gain (dB).

3.When the peak results are less than average limit, so not need to evaluate the average.

Standard:	FCC Part 15.407	Test Distance:	3 m
Test item:	Harmonic		
Frequency:	5290 MHz		
Mode:	802.11ax HE80		
Ant.Polar.:	Horizontal		



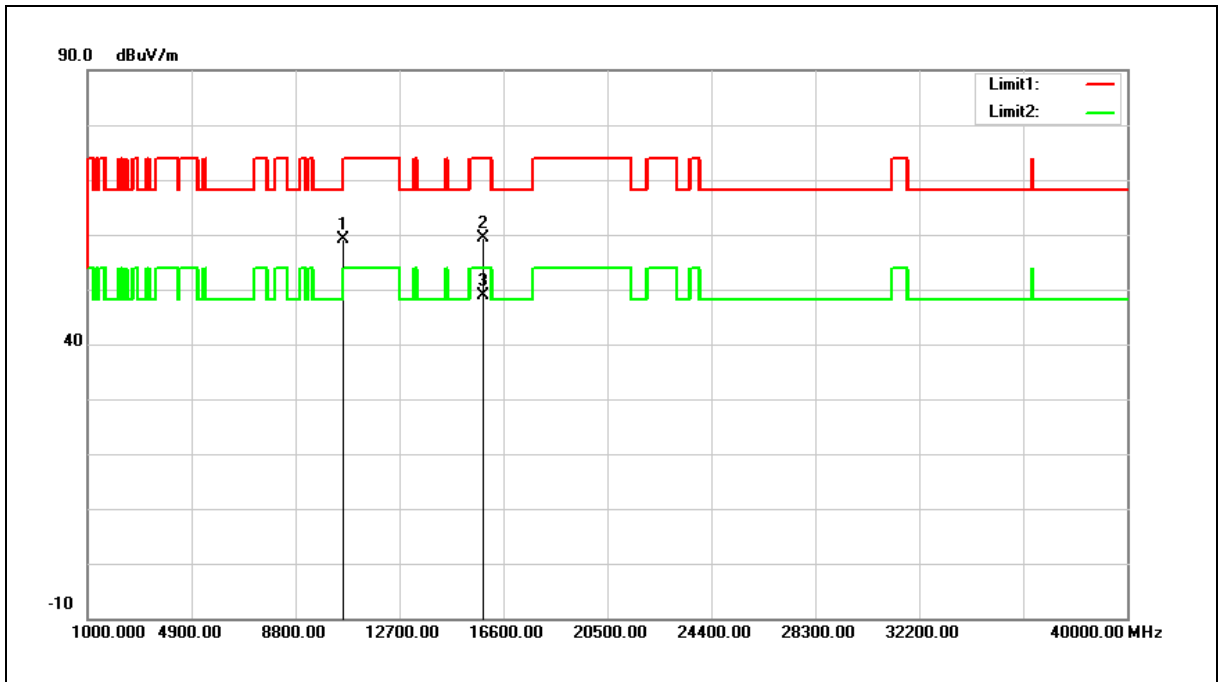
No.	Frequency (MHz)	Reading (dBuV)	Correct Factor (dB/m)	Result (dBuV/m)	Limit (dBuV/m)	Margin (dB)	Remark
1	10580.000	50.72	14.57	65.29	68.20	-2.91	peak
2	15870.000	44.74	15.74	60.48	74.00	-13.52	peak
3	15870.000	34.51	15.74	50.25	54.00	-3.75	AVG

Note:1.Result (dBuV/m) = Correct Factor (dB/m) + Reading(dBuV).

2.Correction factor (dB/m) = Antenna Factor (dB/m) + Cable loss (dB) – Pre-Amplifier gain (dB).

3.When the peak results are less than average limit, so not need to evaluate the average.

Standard:	FCC Part 15.407	Test Distance:	3 m
Test item:	Harmonic		
Frequency:	5290 MHz		
Mode:	802.11ax HE80		
Ant.Polar.:	Vertical		



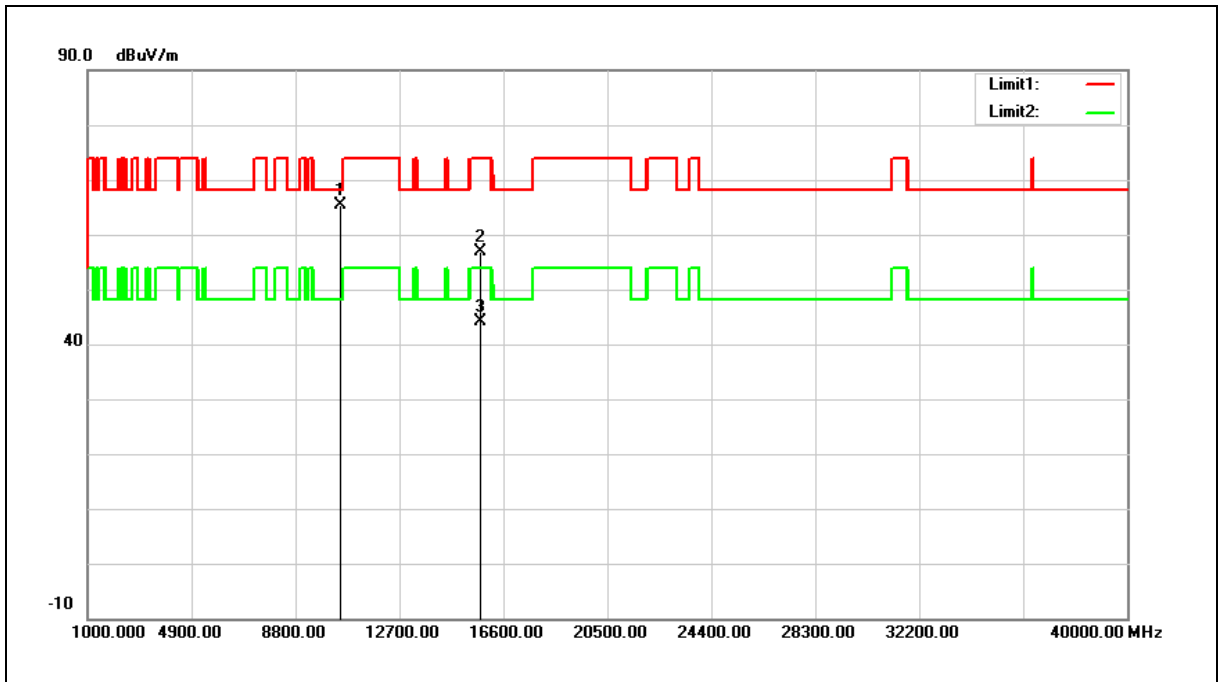
No.	Frequency (MHz)	Reading (dBuV)	Correct Factor (dB/m)	Result (dBuV/m)	Limit (dBuV/m)	Margin (dB)	Remark
1	10580.000	44.59	14.57	59.16	68.20	-9.04	peak
2	15870.000	43.73	15.74	59.47	74.00	-14.53	peak
3	15870.000	33.22	15.74	48.96	54.00	-5.04	AVG

Note:1.Result (dBuV/m) = Correct Factor (dB/m) + Reading(dBuV).

2.Correction factor (dB/m) = Antenna Factor (dB/m) + Cable loss (dB) – Pre-Amplifier gain (dB).

3.When the peak results are less than average limit, so not need to evaluate the average.

Standard:	FCC Part 15.407	Test Distance:	3 m
Test item:	Harmonic		
Frequency:	5250 MHz		
Mode:	802.11ax HE160		
Ant.Polar.:	Horizontal		



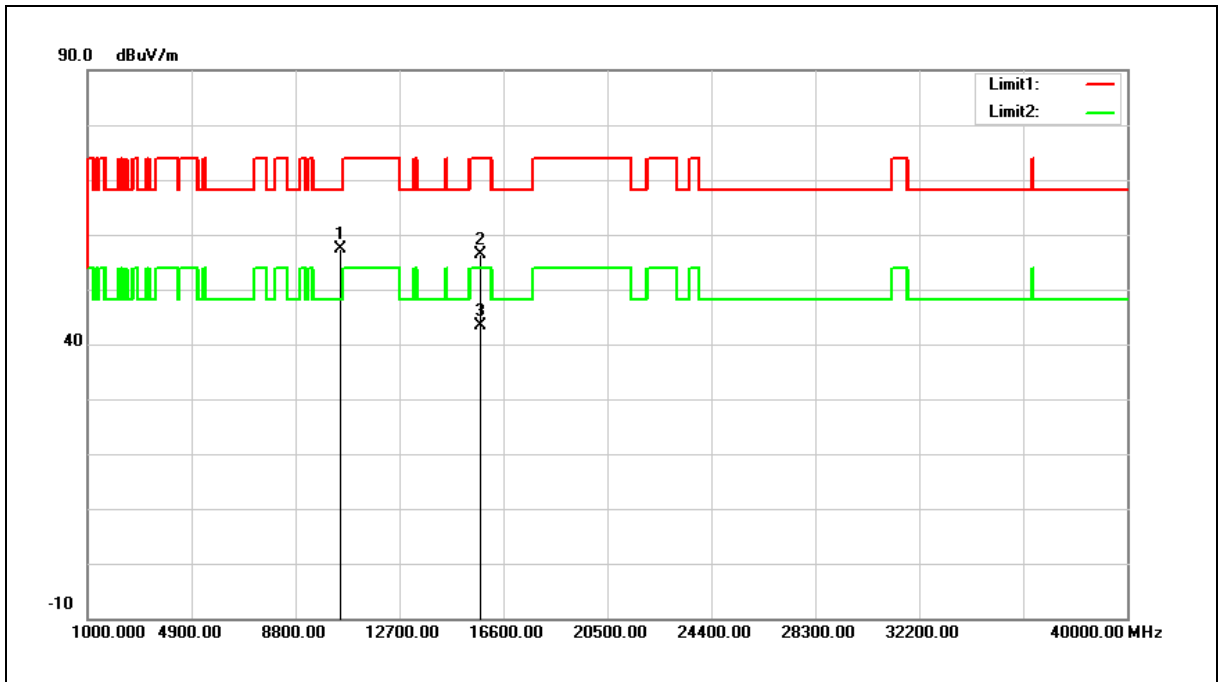
No.	Frequency (MHz)	Reading (dBuV)	Correct Factor (dB/m)	Result (dBuV/m)	Limit (dBuV/m)	Margin (dB)	Remark
1	10500.000	50.80	14.59	65.39	68.20	-2.81	peak
2	15750.000	40.62	16.15	56.77	74.00	-17.23	peak
3	15750.000	27.92	16.15	44.07	54.00	-9.93	AVG

Note:1.Result (dBuV/m) = Correct Factor (dB/m) + Reading(dBuV).

2.Correction factor (dB/m) = Antenna Factor (dB/m) + Cable loss (dB) – Pre-Amplifier gain (dB).

3.When the peak results are less than average limit, so not need to evaluate the average.

Standard:	FCC Part 15.407	Test Distance:	3 m
Test item:	Harmonic		
Frequency:	5250 MHz		
Mode:	802.11ax HE160		
Ant.Polar.:	Vertical		



No.	Frequency (MHz)	Reading (dBuV)	Correct Factor (dB/m)	Result (dBuV/m)	Limit (dBuV/m)	Margin (dB)	Remark
1	10500.000	42.70	14.59	57.29	68.20	-10.91	peak
2	15750.000	40.18	16.15	56.33	74.00	-17.67	peak
3	15750.000	27.27	16.15	43.42	54.00	-10.58	AVG

Note: 1.Result (dBuV/m) = Correct Factor (dB/m) + Reading(dBuV).

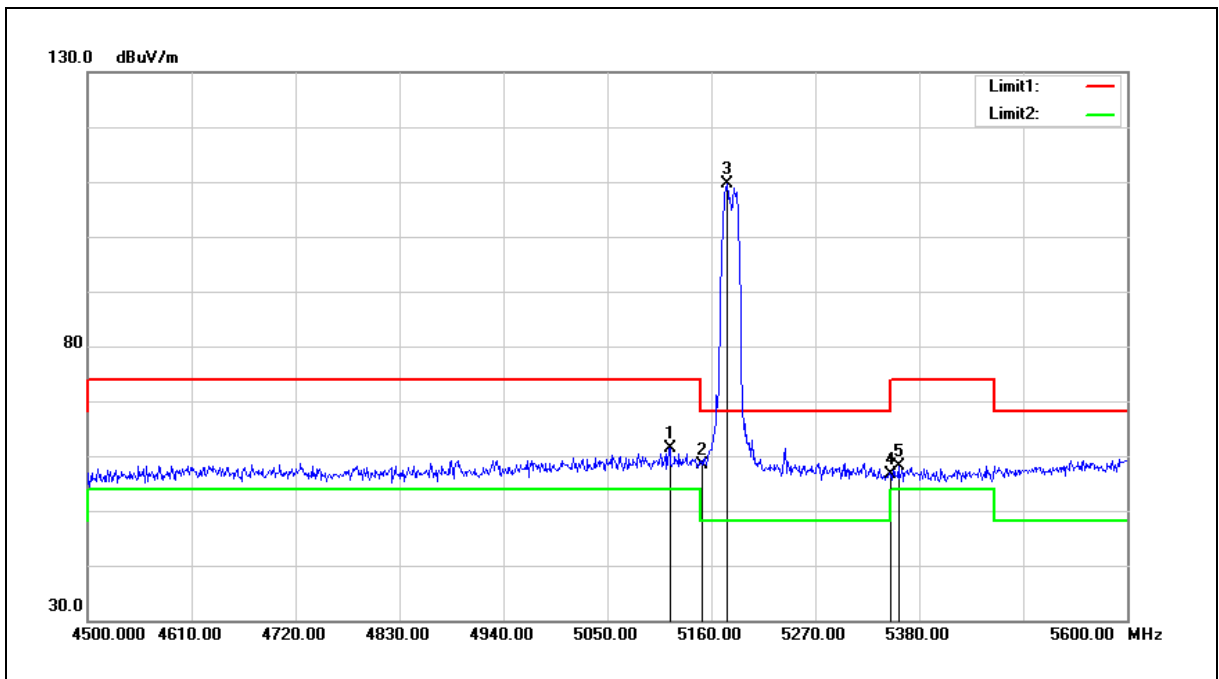
2.Correction factor (dB/m) = Antenna Factor (dB/m) + Cable loss (dB) – Pre-Amplifier gain (dB).

3.When the peak results are less than average limit, so not need to evaluate the average.

Band Edge

Peak

Standard:	FCC Part 15.407	Test Distance:	3 m
Test item:	Band edge		
Frequency:	5180 MHz		
Mode:	802.11a		
Ant.Polar.:	Horizontal		



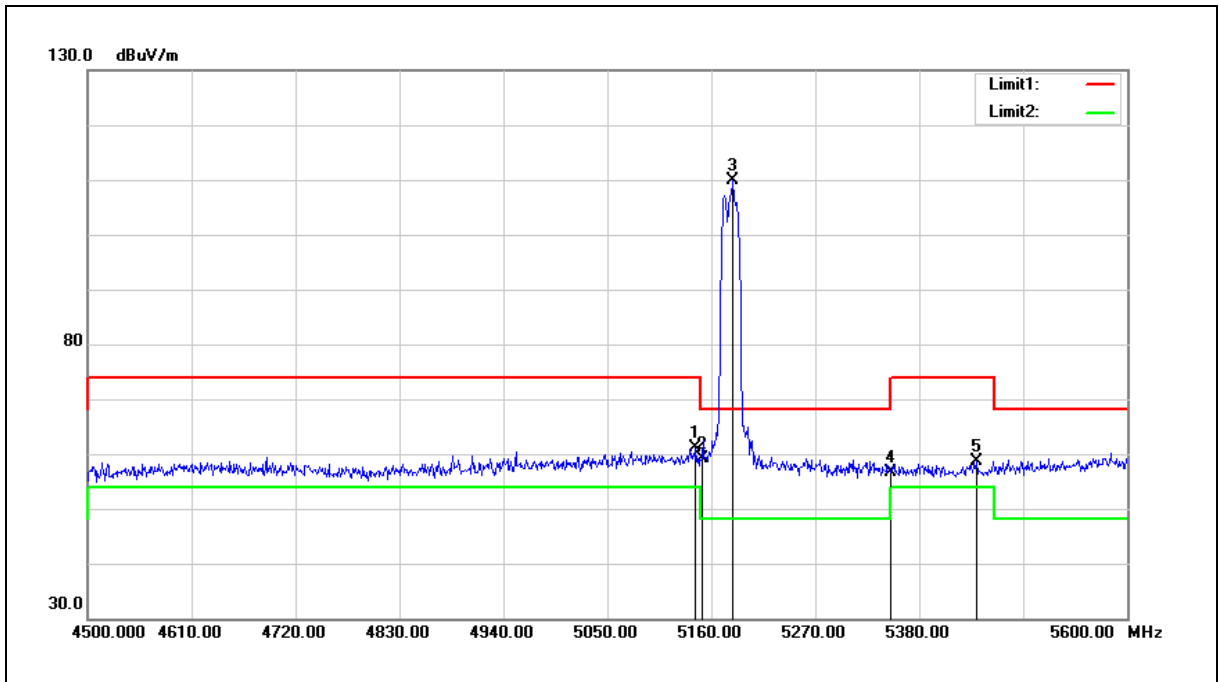
No.	Frequency (MHz)	Reading (dBuV)	Correct Factor (dB/m)	Result (dBuV/m)	Limit (dBuV/m)	Margin (dB)	Remark
1	5116.000	61.57	-0.15	61.42	74.00	-12.58	peak
2	5150.000	58.54	-0.08	58.46	74.00	-15.54	peak
3	5176.500	109.58	-0.03	109.55	68.20	41.35	peak
4	5350.000	56.30	0.30	56.60	74.00	-17.40	peak
5	5358.000	57.92	0.31	58.23	74.00	-15.77	peak

Note: 1. Result (dBuV/m) = Correct Factor (dB/m) + Reading (dBuV).

2. Correction factor (dB/m) = Antenna Factor (dB/m) + Cable loss (dB) – Pre-Amplifier gain (dB).

3. When the peak results are less than average limit, so not need to evaluate the average.

Standard:	FCC Part 15.407	Test Distance:	3 m
Test item:	Band edge		
Frequency:	5180 MHz		
Mode:	802.11a		
Ant.Polar.:	Vertical		



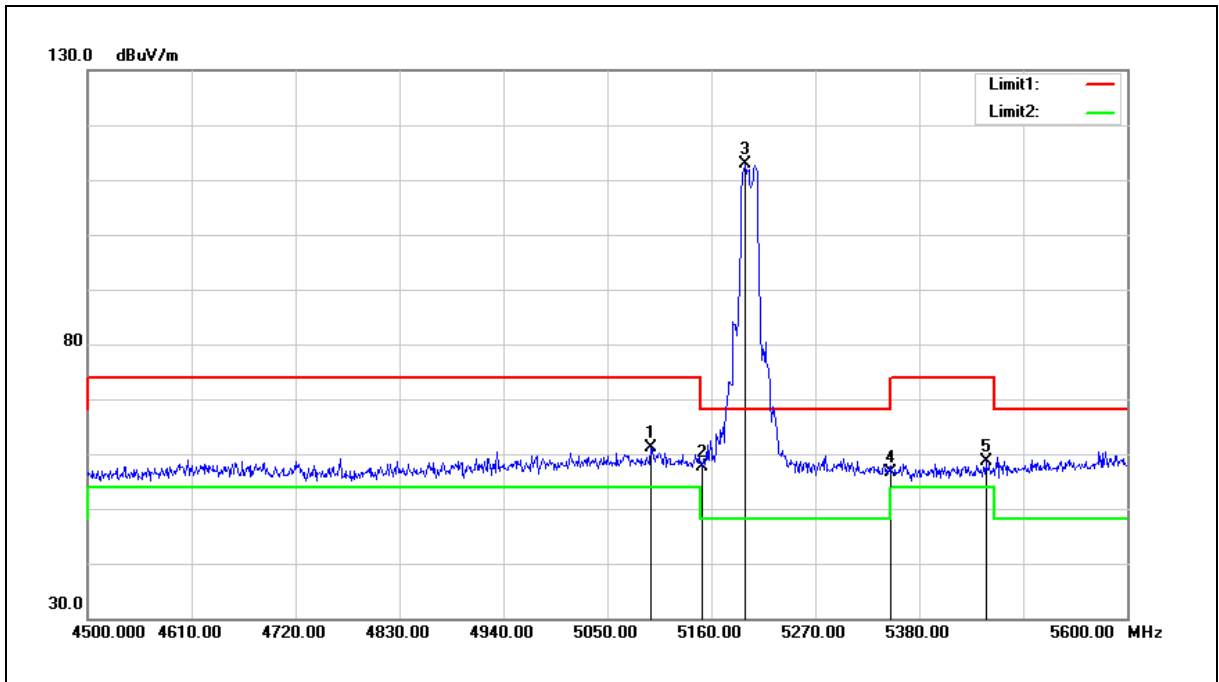
No.	Frequency (MHz)	Reading (dBuV)	Correct Factor (dB/m)	Result (dBuV/m)	Limit (dBuV/m)	Margin (dB)	Remark
1	5143.500	61.23	-0.10	61.13	74.00	-12.87	peak
2	5150.000	59.19	-0.08	59.11	74.00	-14.89	peak
3	5183.100	109.80	-0.02	109.78	68.20	41.58	peak
4	5350.000	56.24	0.30	56.54	74.00	-17.46	peak
5	5440.500	58.19	0.46	58.65	74.00	-15.35	peak

Note: 1.Result (dBuV/m) = Correct Factor (dB/m) + Reading(dBuV).

2.Correction factor (dB/m) = Antenna Factor (dB/m) + Cable loss (dB) – Pre-Amplifier gain (dB).

3.When the peak results are less than average limit, so not need to evaluate the average.

Standard:	FCC Part 15.407	Test Distance:	3 m
Test item:	Band edge		
Frequency:	5200 MHz		
Mode:	802.11a		
Ant.Polar.:	Horizontal		



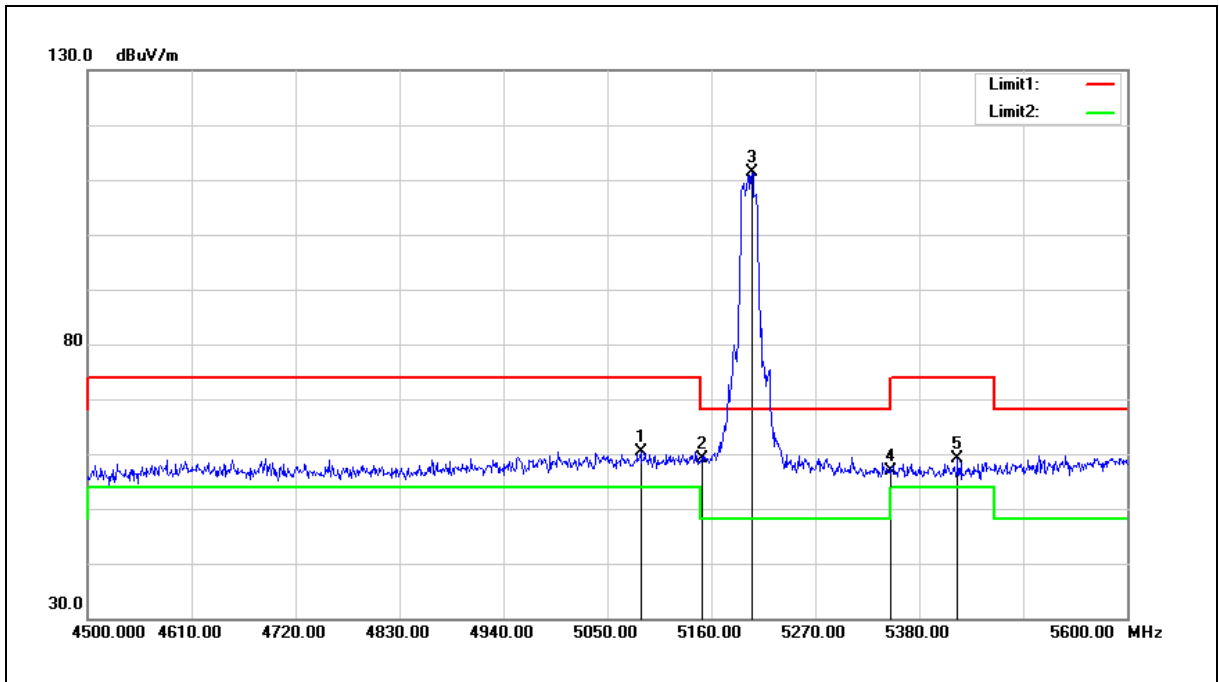
No.	Frequency (MHz)	Reading (dBuV)	Correct Factor (dB/m)	Result (dBuV/m)	Limit (dBuV/m)	Margin (dB)	Remark
1	5096.200	61.26	-0.18	61.08	74.00	-12.92	peak
2	5150.000	57.75	-0.08	57.67	74.00	-16.33	peak
3	5196.300	112.95	0.01	112.96	68.20	44.76	peak
4	5350.000	56.21	0.30	56.51	74.00	-17.49	peak
5	5450.400	58.09	0.48	58.57	74.00	-15.43	peak

Note: 1.Result (dBuV/m) = Correct Factor (dB/m) + Reading(dBuV).

2.Correction factor (dB/m) = Antenna Factor (dB/m) + Cable loss (dB) – Pre-Amplifier gain (dB).

3.When the peak results are less than average limit, so not need to evaluate the average.

Standard:	FCC Part 15.407	Test Distance:	3 m
Test item:	Band edge		
Frequency:	5200 MHz		
Mode:	802.11a		
Ant.Polar.:	Vertical		



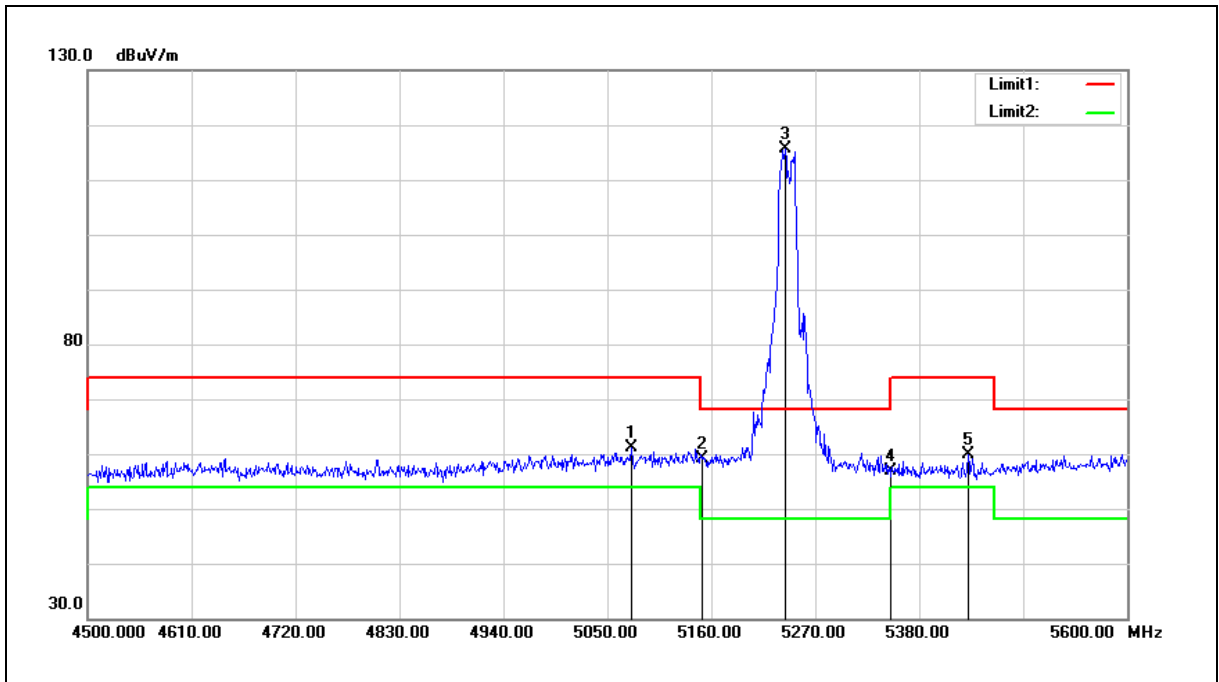
No.	Frequency (MHz)	Reading (dBuV)	Correct Factor (dB/m)	Result (dBuV/m)	Limit (dBuV/m)	Margin (dB)	Remark
1	5085.200	60.63	-0.20	60.43	74.00	-13.57	peak
2	5150.000	59.18	-0.08	59.10	74.00	-14.90	peak
3	5202.900	111.25	0.02	111.27	68.20	43.07	peak
4	5350.000	56.50	0.30	56.80	74.00	-17.20	peak
5	5420.700	58.66	0.43	59.09	74.00	-14.91	peak

Note: 1.Result (dBuV/m) = Correct Factor (dB/m) + Reading(dBuV).

2.Correction factor (dB/m) = Antenna Factor (dB/m) + Cable loss (dB) – Pre-Amplifier gain (dB).

3.When the peak results are less than average limit, so not need to evaluate the average.

Standard:	FCC Part 15.407	Test Distance:	3 m
Test item:	Band edge		
Frequency:	5240 MHz		
Mode:	802.11a		
Ant.Polar.:	Horizontal		



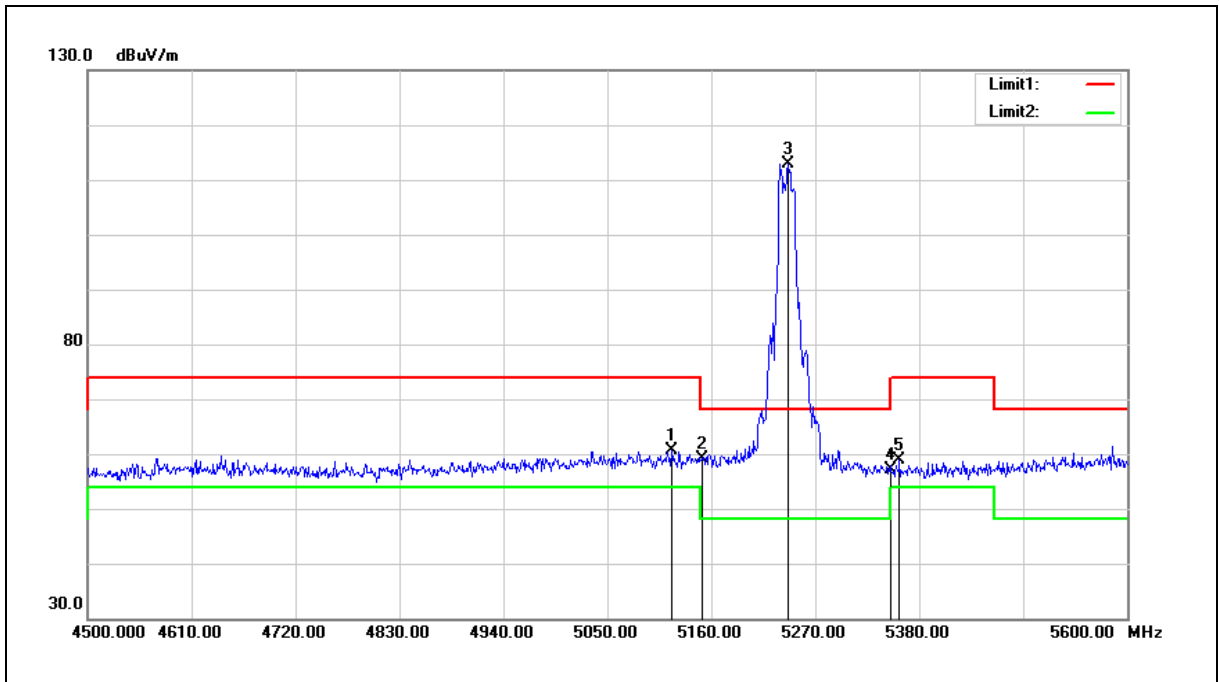
No.	Frequency (MHz)	Reading (dBuV)	Correct Factor (dB/m)	Result (dBuV/m)	Limit (dBuV/m)	Margin (dB)	Remark
1	5075.300	61.47	-0.22	61.25	74.00	-12.75	peak
2	5150.000	59.13	-0.08	59.05	74.00	-14.95	peak
3	5238.100	115.60	0.08	115.68	68.20	47.48	peak
4	5350.000	56.59	0.30	56.89	74.00	-17.11	peak
5	5431.700	59.34	0.46	59.80	74.00	-14.20	peak

Note: 1.Result (dBuV/m) = Correct Factor (dB/m) + Reading(dBuV).

2.Correction factor (dB/m) = Antenna Factor (dB/m) + Cable loss (dB) – Pre-Amplifier gain (dB).

3.When the peak results are less than average limit, so not need to evaluate the average.

Standard:	FCC Part 15.407	Test Distance:	3 m
Test item:	Band edge		
Frequency:	5240 MHz		
Mode:	802.11a		
Ant.Polar.:	Vertical		



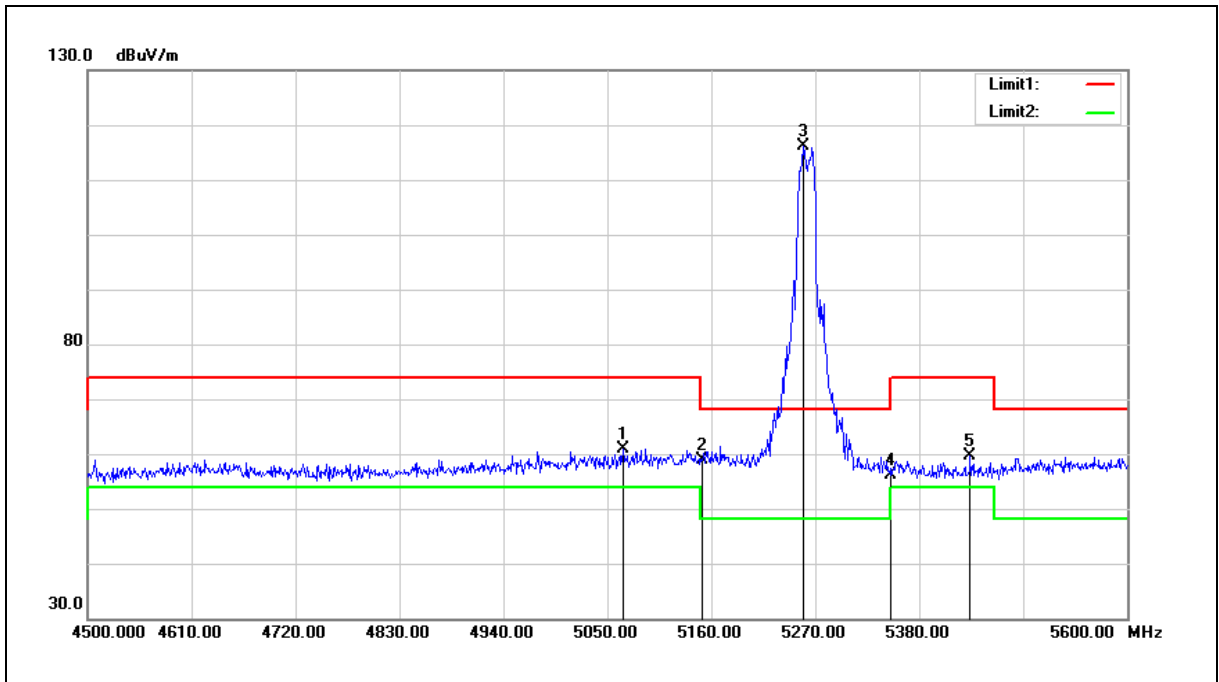
No.	Frequency (MHz)	Reading (dBuV)	Correct Factor (dB/m)	Result (dBuV/m)	Limit (dBuV/m)	Margin (dB)	Remark
1	5118.200	60.84	-0.14	60.70	74.00	-13.30	peak
2	5150.000	59.31	-0.08	59.23	74.00	-14.77	peak
3	5241.400	112.81	0.09	112.90	68.20	44.70	peak
4	5350.000	56.76	0.30	57.06	74.00	-16.94	peak
5	5359.100	58.63	0.31	58.94	74.00	-15.06	peak

Note: 1.Result (dBuV/m) = Correct Factor (dB/m) + Reading(dBuV).

2.Correction factor (dB/m) = Antenna Factor (dB/m) + Cable loss (dB) – Pre-Amplifier gain (dB).

3.When the peak results are less than average limit, so not need to evaluate the average.

Standard:	FCC Part 15.407	Test Distance:	3 m
Test item:	Band edge		
Frequency:	5260 MHz		
Mode:	802.11a		
Ant.Polar.:	Horizontal		



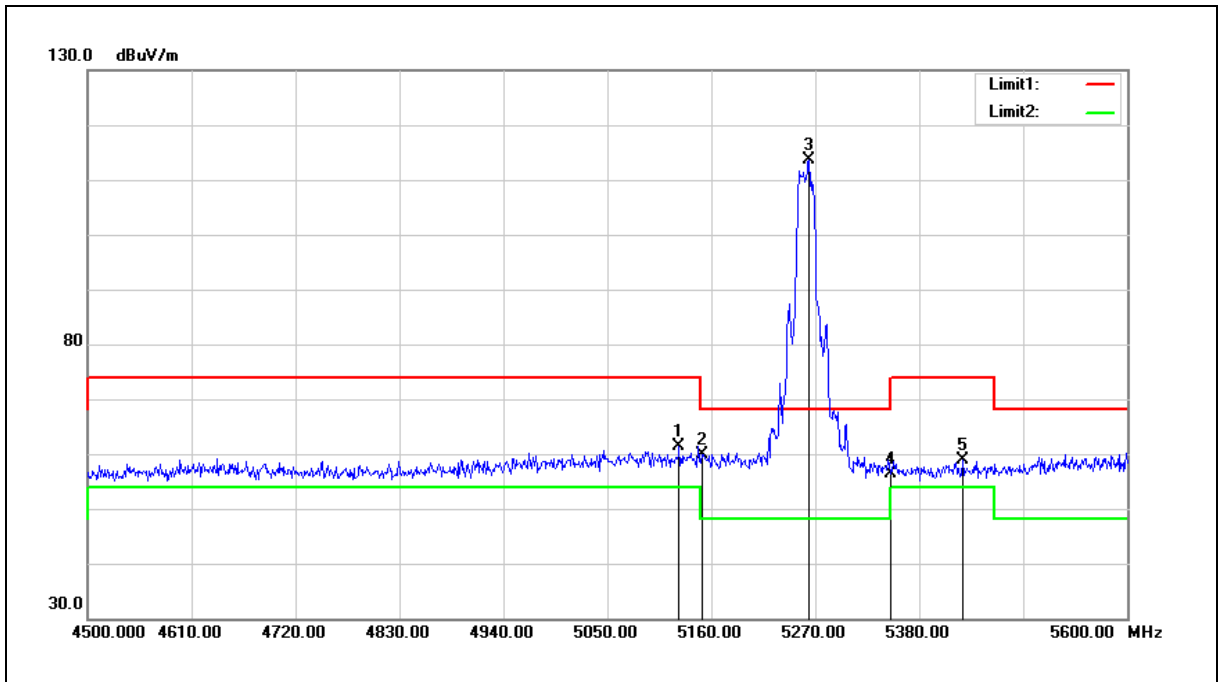
No.	Frequency (MHz)	Reading (dBuV)	Correct Factor (dB/m)	Result (dBuV/m)	Limit (dBuV/m)	Margin (dB)	Remark
1	5066.500	61.19	-0.24	60.95	74.00	-13.05	peak
2	5150.000	58.97	-0.08	58.89	74.00	-15.11	peak
3	5256.800	115.99	0.13	116.12	68.20	47.92	peak
4	5350.000	55.83	0.30	56.13	74.00	-17.87	peak
5	5433.900	59.22	0.46	59.68	74.00	-14.32	peak

Note: 1.Result (dBuV/m) = Correct Factor (dB/m) + Reading(dBuV).

2.Correction factor (dB/m) = Antenna Factor (dB/m) + Cable loss (dB) – Pre-Amplifier gain (dB).

3.When the peak results are less than average limit, so not need to evaluate the average.

Standard:	FCC Part 15.407	Test Distance:	3 m
Test item:	Band edge		
Frequency:	5260 MHz		
Mode:	802.11a		
Ant.Polar.:	Vertical		



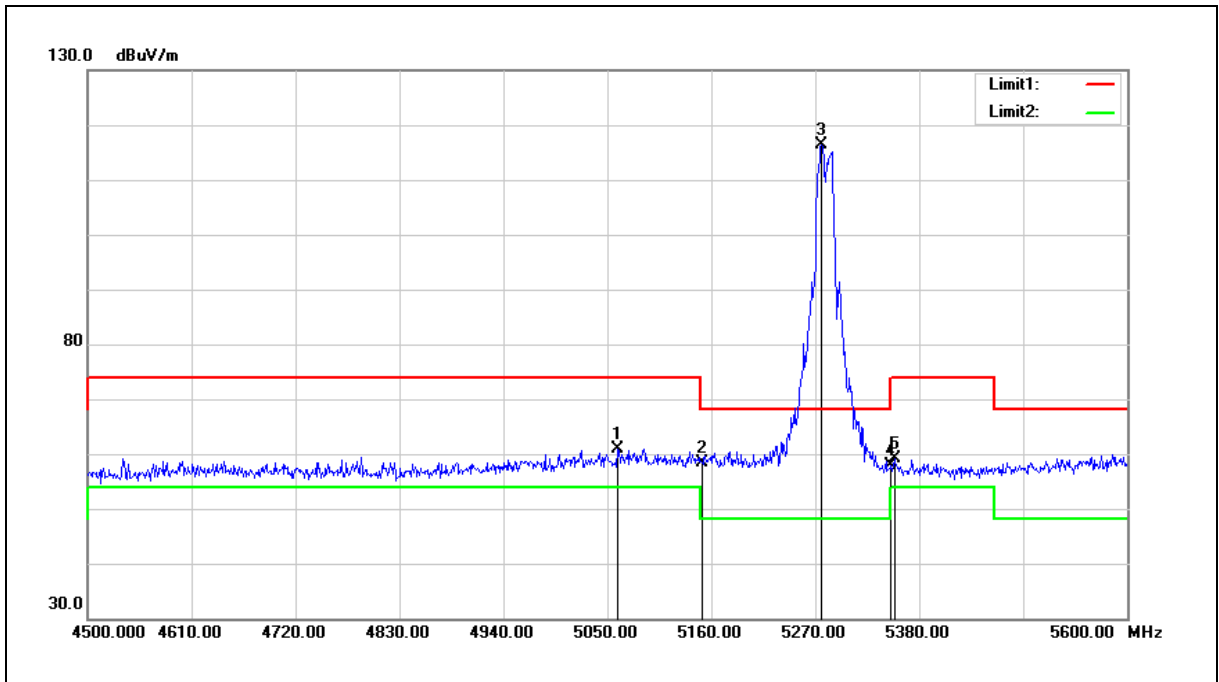
No.	Frequency (MHz)	Reading (dBuV)	Correct Factor (dB/m)	Result (dBuV/m)	Limit (dBuV/m)	Margin (dB)	Remark
1	5125.900	61.56	-0.13	61.43	74.00	-12.57	peak
2	5150.000	60.00	-0.08	59.92	74.00	-14.08	peak
3	5263.400	113.46	0.13	113.59	68.20	45.39	peak
4	5350.000	56.13	0.30	56.43	74.00	-17.57	peak
5	5426.200	58.53	0.43	58.96	74.00	-15.04	peak

Note: 1. Result (dBuV/m) = Correct Factor (dB/m) + Reading (dBuV).

2. Correction factor (dB/m) = Antenna Factor (dB/m) + Cable loss (dB) – Pre-Amplifier gain (dB).

3. When the peak results are less than average limit, so not need to evaluate the average.

Standard:	FCC Part 15.407	Test Distance:	3 m
Test item:	Band edge		
Frequency:	5280 MHz		
Mode:	802.11a		
Ant.Polar.:	Horizontal		



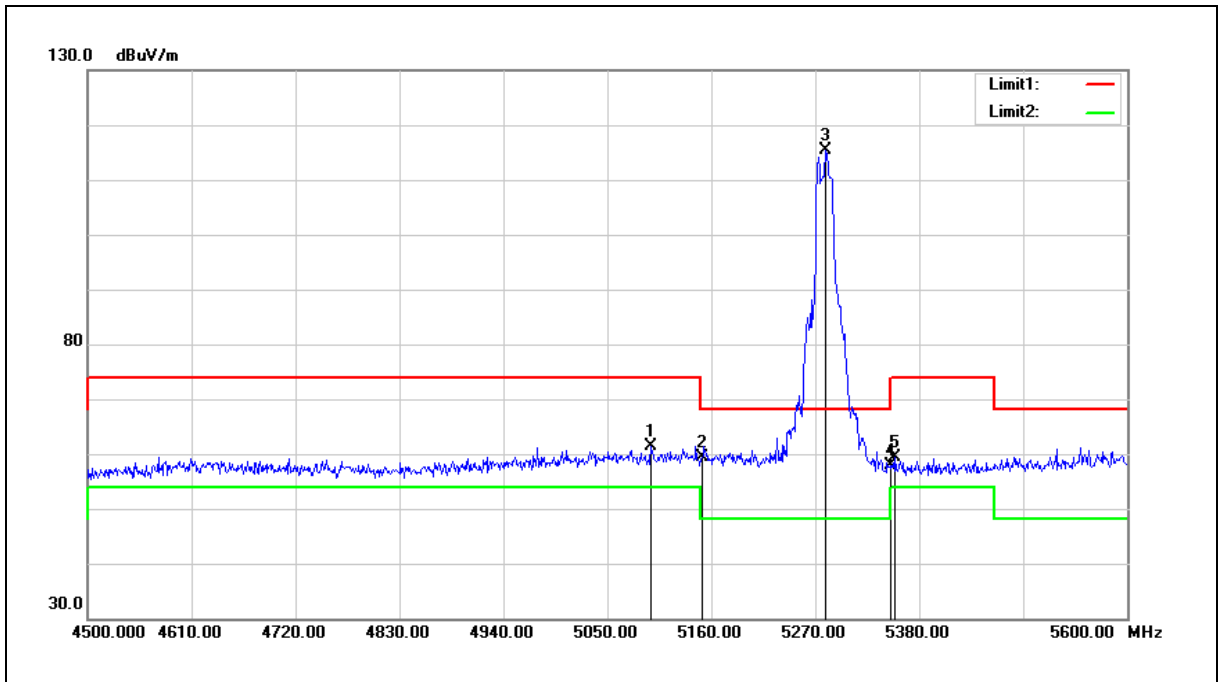
No.	Frequency (MHz)	Reading (dBuV)	Correct Factor (dB/m)	Result (dBuV/m)	Limit (dBuV/m)	Margin (dB)	Remark
1	5061.000	61.20	-0.25	60.95	74.00	-13.05	peak
2	5150.000	58.52	-0.08	58.44	74.00	-15.56	peak
3	5276.600	116.32	0.15	116.47	68.20	48.27	peak
4	5350.000	57.57	0.30	57.87	74.00	-16.13	peak
5	5353.600	58.76	0.30	59.06	74.00	-14.94	peak

Note: 1.Result (dBuV/m) = Correct Factor (dB/m) + Reading(dBuV).

2.Correction factor (dB/m) = Antenna Factor (dB/m) + Cable loss (dB) – Pre-Amplifier gain (dB).

3.When the peak results are less than average limit, so not need to evaluate the average.

Standard:	FCC Part 15.407	Test Distance:	3 m
Test item:	Band edge		
Frequency:	5280 MHz		
Mode:	802.11a		
Ant.Polar.:	Vertical		



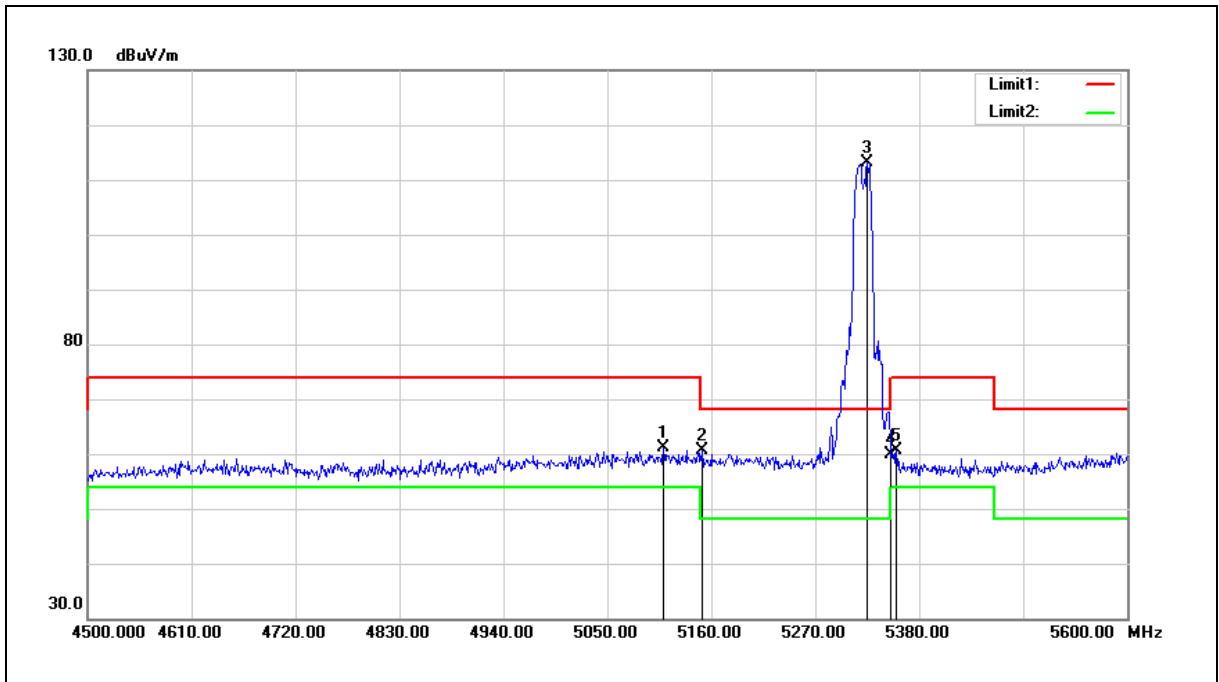
No.	Frequency (MHz)	Reading (dBuV)	Correct Factor (dB/m)	Result (dBuV/m)	Limit (dBuV/m)	Margin (dB)	Remark
1	5096.200	61.58	-0.18	61.40	74.00	-12.60	peak
2	5150.000	59.51	-0.08	59.43	74.00	-14.57	peak
3	5281.000	115.15	0.17	115.32	68.20	47.12	peak
4	5350.000	57.68	0.30	57.98	74.00	-16.02	peak
5	5354.700	59.01	0.30	59.31	74.00	-14.69	peak

Note: 1. Result (dBuV/m) = Correct Factor (dB/m) + Reading (dBuV).

2. Correction factor (dB/m) = Antenna Factor (dB/m) + Cable loss (dB) – Pre-Amplifier gain (dB).

3. When the peak results are less than average limit, so not need to evaluate the average.

Standard:	FCC Part 15.407	Test Distance:	3 m
Test item:	Band edge		
Frequency:	5320 MHz		
Mode:	802.11a		
Ant.Polar.:	Horizontal		



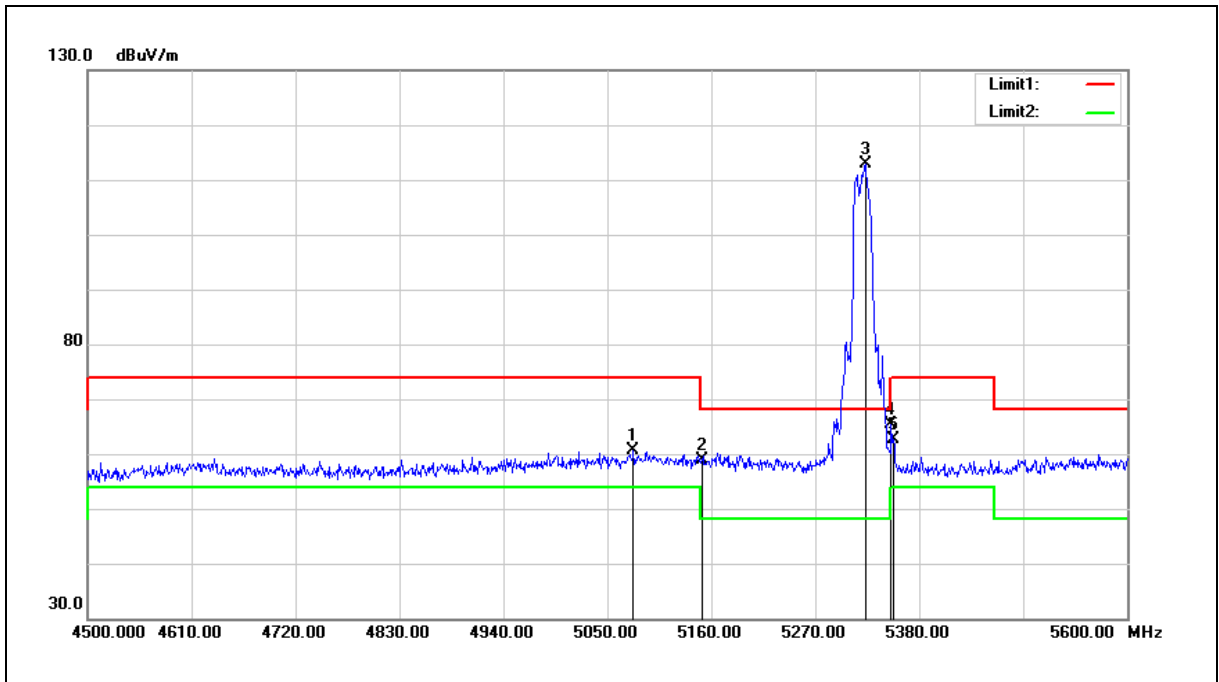
No.	Frequency (MHz)	Reading (dBuV)	Correct Factor (dB/m)	Result (dBuV/m)	Limit (dBuV/m)	Margin (dB)	Remark
1	5109.400	61.30	-0.15	61.15	74.00	-12.85	peak
2	5150.000	60.69	-0.08	60.61	74.00	-13.39	peak
3	5325.000	112.88	0.25	113.13	68.20	44.93	peak
4	5350.000	59.57	0.30	59.87	74.00	-14.13	peak
5	5355.800	60.38	0.30	60.68	74.00	-13.32	peak

Note: 1.Result (dBuV/m) = Correct Factor (dB/m) + Reading(dBuV).

2.Correction factor (dB/m) = Antenna Factor (dB/m) + Cable loss (dB) – Pre-Amplifier gain (dB).

3.When the peak results are less than average limit, so not need to evaluate the average.

Standard:	FCC Part 15.407	Test Distance:	3 m
Test item:	Band edge		
Frequency:	5320 MHz		
Mode:	802.11a		
Ant.Polar.:	Vertical		



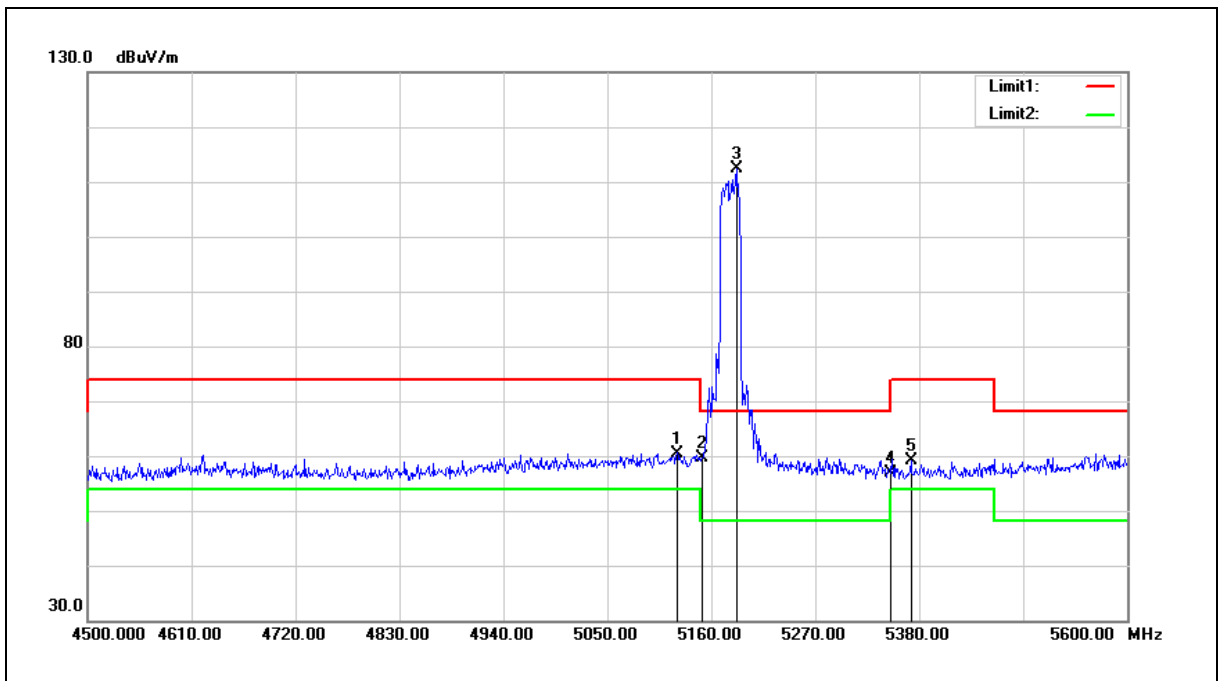
No.	Frequency (MHz)	Reading (dBuV)	Correct Factor (dB/m)	Result (dBuV/m)	Limit (dBuV/m)	Margin (dB)	Remark
1	5077.500	60.76	-0.21	60.55	74.00	-13.45	peak
2	5150.000	58.96	-0.08	58.88	74.00	-15.12	peak
3	5322.800	112.73	0.25	112.98	68.20	44.78	peak
4	5350.000	65.04	0.30	65.34	74.00	-8.66	peak
5	5352.500	62.27	0.30	62.57	74.00	-11.43	peak

Note: 1.Result (dBuV/m) = Correct Factor (dB/m) + Reading(dBuV).

2.Correction factor (dB/m) = Antenna Factor (dB/m) + Cable loss (dB) – Pre-Amplifier gain (dB).

3.When the peak results are less than average limit, so not need to evaluate the average.

Standard:	FCC Part 15.407	Test Distance:	3 m
Test item:	Band edge		
Frequency:	5180 MHz		
Mode:	802.11ax HE20		
Ant.Polar.:	Horizontal		



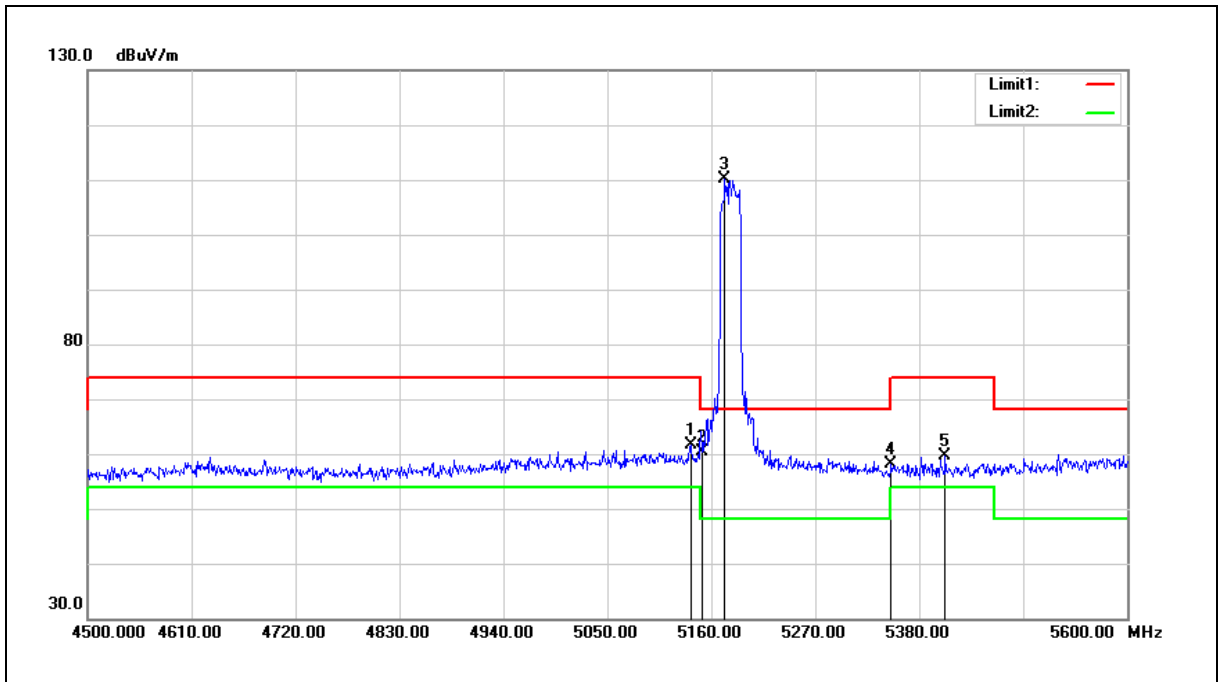
No.	Frequency (MHz)	Reading (dBuV)	Correct Factor (dB/m)	Result (dBuV/m)	Limit (dBuV/m)	Margin (dB)	Remark
1	5123.700	60.63	-0.13	60.50	74.00	-13.50	peak
2	5150.000	59.74	-0.08	59.66	74.00	-14.34	peak
3	5186.400	112.38	-0.01	112.37	68.20	44.17	peak
4	5350.000	56.57	0.30	56.87	74.00	-17.13	peak
5	5371.200	58.68	0.34	59.02	74.00	-14.98	peak

Note: 1.Result (dBuV/m) = Correct Factor (dB/m) + Reading(dBuV).

2.Correction factor (dB/m) = Antenna Factor (dB/m) + Cable loss (dB) – Pre-Amplifier gain (dB).

3.When the peak results are less than average limit, so not need to evaluate the average.

Standard:	FCC Part 15.407	Test Distance:	3 m
Test item:	Band edge		
Frequency:	5180 MHz		
Mode:	802.11ax HE20		
Ant.Polar.:	Vertical		



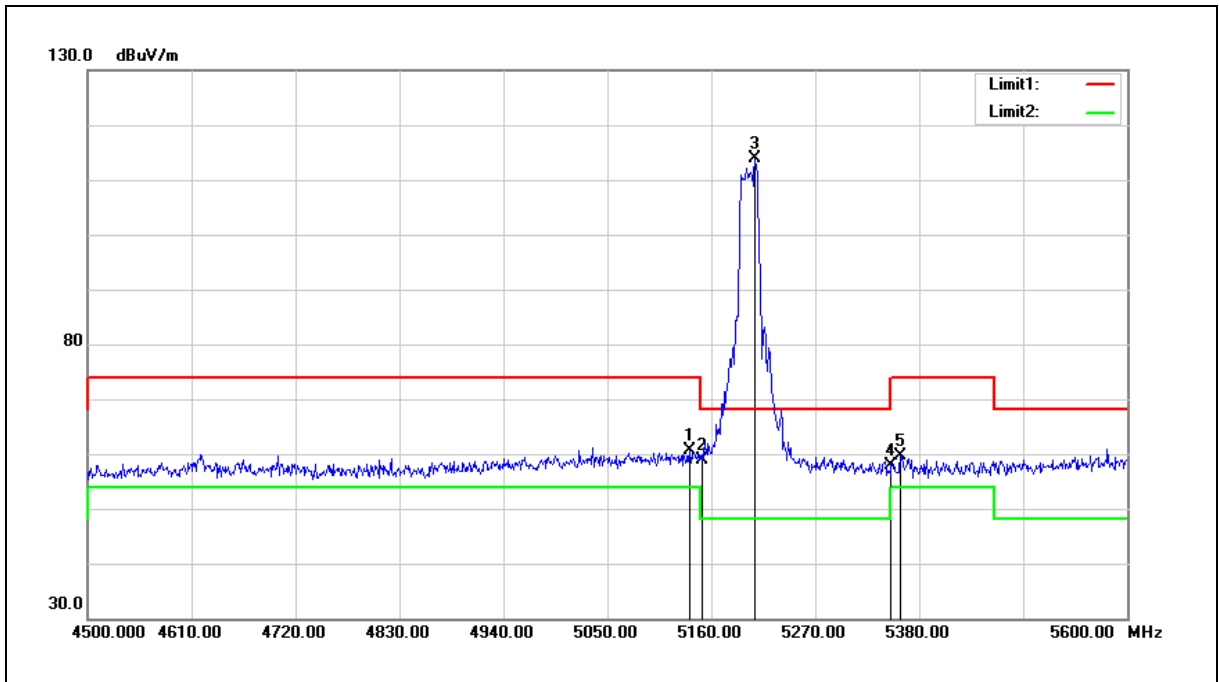
No.	Frequency (MHz)	Reading (dBuV)	Correct Factor (dB/m)	Result (dBuV/m)	Limit (dBuV/m)	Margin (dB)	Remark
1	5138.000	61.73	-0.10	61.63	74.00	-12.37	peak
2	5150.000	60.56	-0.08	60.48	74.00	-13.52	peak
3	5174.300	110.20	-0.03	110.17	68.20	41.97	peak
4	5350.000	57.84	0.30	58.14	74.00	-15.86	peak
5	5407.500	59.17	0.41	59.58	74.00	-14.42	peak

Note: 1.Result (dBuV/m) = Correct Factor (dB/m) + Reading(dBuV).

2.Correction factor (dB/m) = Antenna Factor (dB/m) + Cable loss (dB) – Pre-Amplifier gain (dB).

3.When the peak results are less than average limit, so not need to evaluate the average.

Standard:	FCC Part 15.407	Test Distance:	3 m
Test item:	Band edge		
Frequency:	5200 MHz		
Mode:	802.11ax HE20		
Ant.Polar.:	Horizontal		



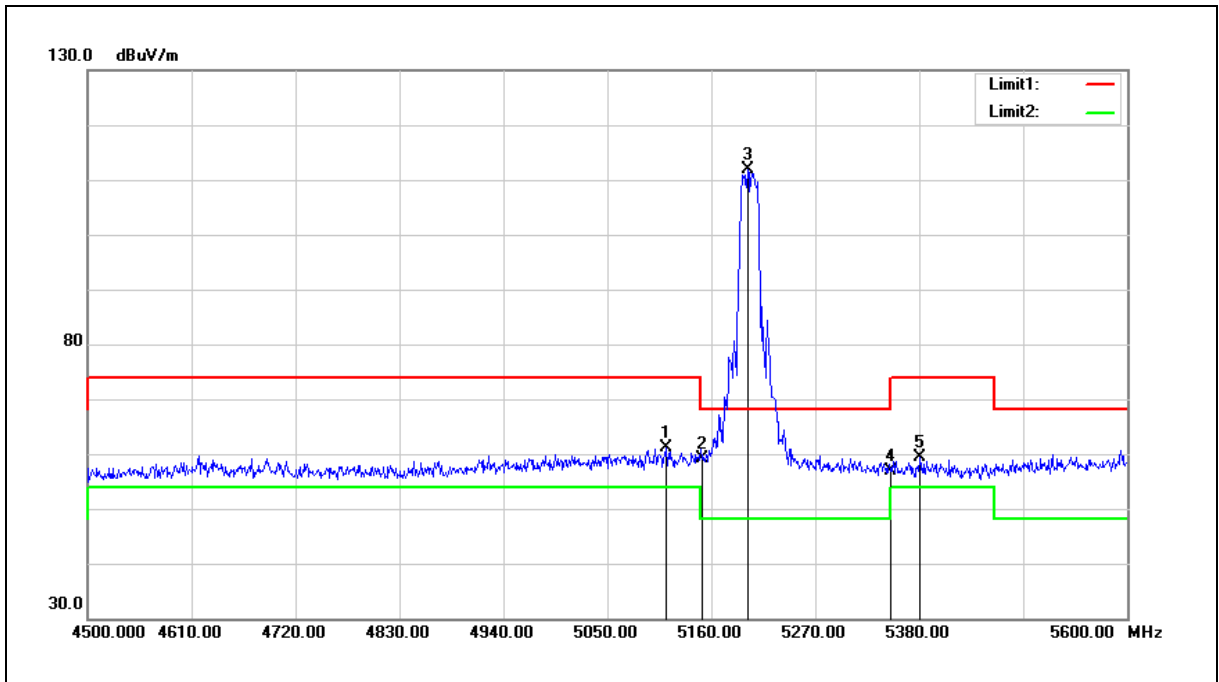
No.	Frequency (MHz)	Reading (dBuV)	Correct Factor (dB/m)	Result (dBuV/m)	Limit (dBuV/m)	Margin (dB)	Remark
1	5136.900	60.64	-0.10	60.54	74.00	-13.46	peak
2	5150.000	58.97	-0.08	58.89	74.00	-15.11	peak
3	5206.200	113.86	0.02	113.88	68.20	45.68	peak
4	5350.000	57.67	0.30	57.97	74.00	-16.03	peak
5	5360.200	59.33	0.31	59.64	74.00	-14.36	peak

Note: 1. Result (dBuV/m) = Correct Factor (dB/m) + Reading (dBuV).

2. Correction factor (dB/m) = Antenna Factor (dB/m) + Cable loss (dB) – Pre-Amplifier gain (dB).

3. When the peak results are less than average limit, so not need to evaluate the average.

Standard:	FCC Part 15.407	Test Distance:	3 m
Test item:	Band edge		
Frequency:	5200 MHz		
Mode:	802.11ax HE20		
Ant.Polar.:	Vertical		



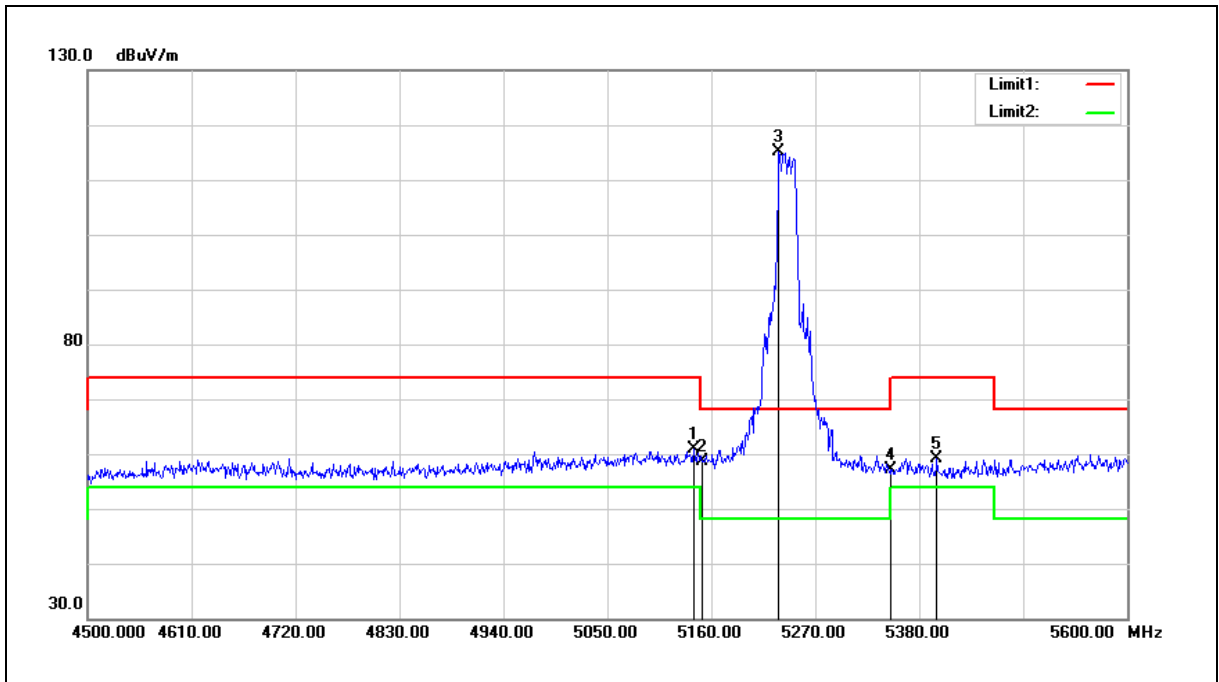
No.	Frequency (MHz)	Reading (dBuV)	Correct Factor (dB/m)	Result (dBuV/m)	Limit (dBuV/m)	Margin (dB)	Remark
1	5112.700	61.21	-0.15	61.06	74.00	-12.94	peak
2	5150.000	59.18	-0.08	59.10	74.00	-14.90	peak
3	5198.500	111.97	0.01	111.98	68.20	43.78	peak
4	5350.000	56.66	0.30	56.96	74.00	-17.04	peak
5	5381.100	58.97	0.35	59.32	74.00	-14.68	peak

Note: 1.Result (dBuV/m) = Correct Factor (dB/m) + Reading(dBuV).

2.Correction factor (dB/m) = Antenna Factor (dB/m) + Cable loss (dB) – Pre-Amplifier gain (dB).

3.When the peak results are less than average limit, so not need to evaluate the average.

Standard:	FCC Part 15.407	Test Distance:	3 m
Test item:	Band edge		
Frequency:	5240 MHz		
Mode:	802.11ax HE20		
Ant.Polar.:	Horizontal		



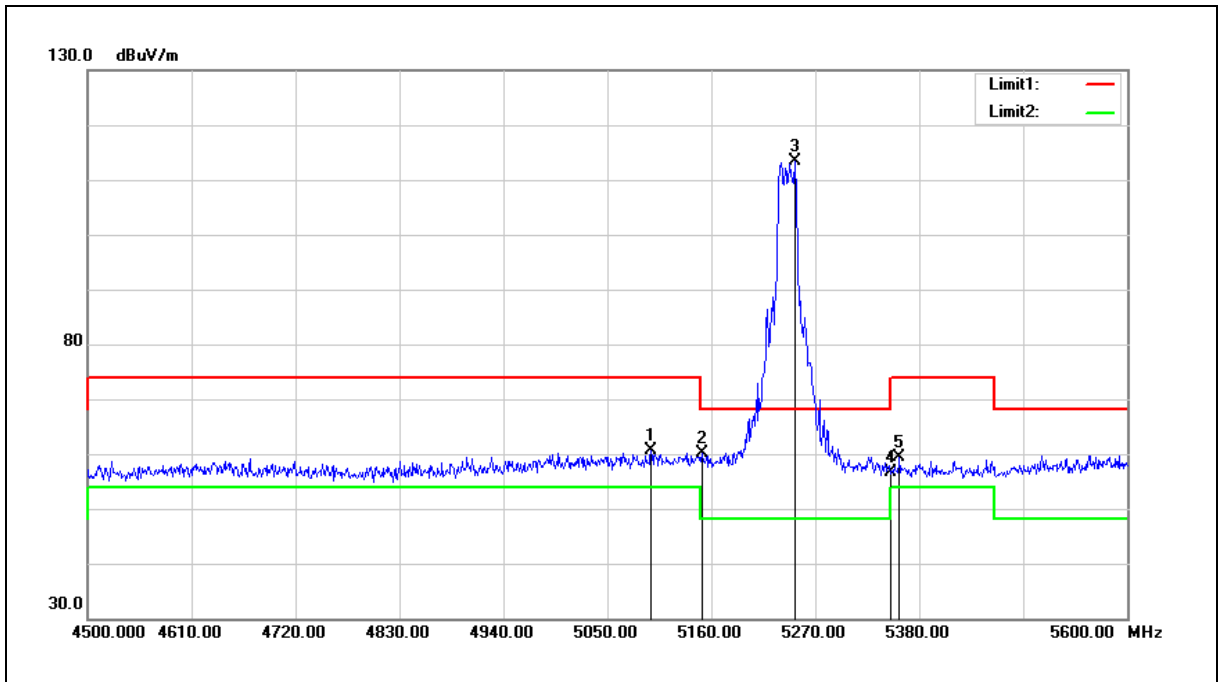
No.	Frequency (MHz)	Reading (dBuV)	Correct Factor (dB/m)	Result (dBuV/m)	Limit (dBuV/m)	Margin (dB)	Remark
1	5141.300	60.86	-0.10	60.76	74.00	-13.24	peak
2	5150.000	58.67	-0.08	58.59	74.00	-15.41	peak
3	5231.500	115.11	0.08	115.19	68.20	46.99	peak
4	5350.000	56.92	0.30	57.22	74.00	-16.78	peak
5	5398.700	58.77	0.39	59.16	74.00	-14.84	peak

Note: 1.Result (dBuV/m) = Correct Factor (dB/m) + Reading(dBuV).

2.Correction factor (dB/m) = Antenna Factor (dB/m) + Cable loss (dB) – Pre-Amplifier gain (dB).

3.When the peak results are less than average limit, so not need to evaluate the average.

Standard:	FCC Part 15.407	Test Distance:	3 m
Test item:	Band edge		
Frequency:	5240 MHz		
Mode:	802.11ax HE20		
Ant.Polar.:	Vertical		



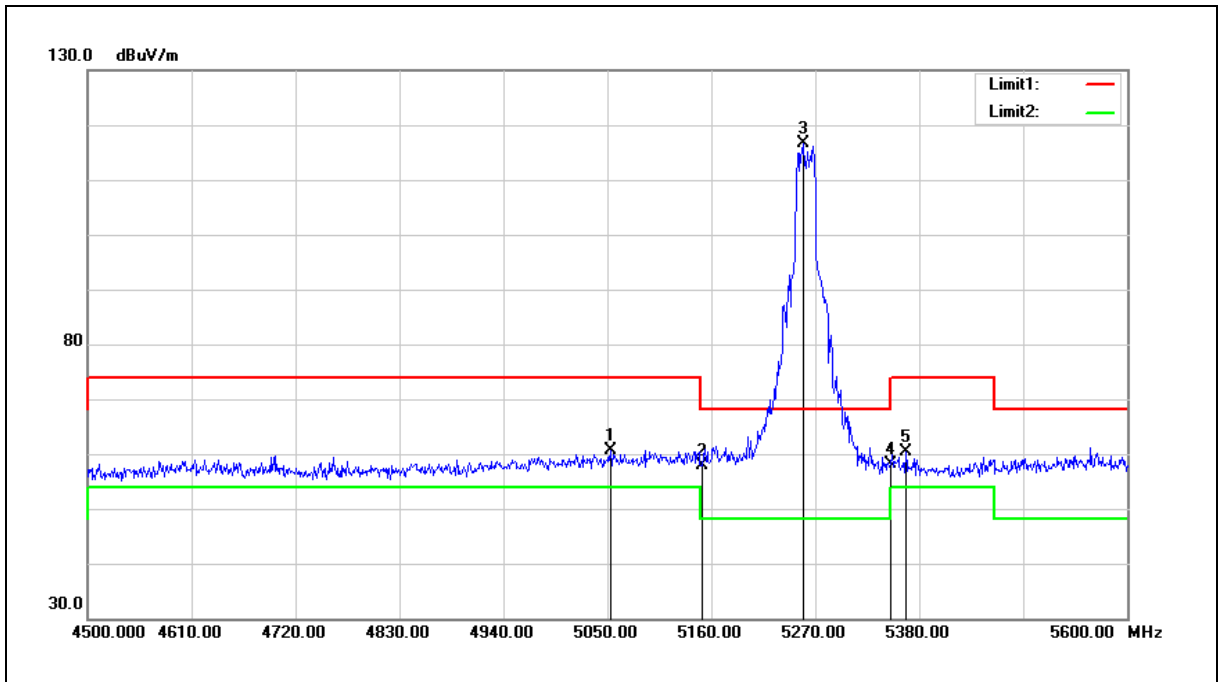
No.	Frequency (MHz)	Reading (dBuV)	Correct Factor (dB/m)	Result (dBuV/m)	Limit (dBuV/m)	Margin (dB)	Remark
1	5096.200	60.72	-0.18	60.54	74.00	-13.46	peak
2	5150.000	60.29	-0.08	60.21	74.00	-13.79	peak
3	5248.000	113.37	0.10	113.47	68.20	45.27	peak
4	5350.000	56.39	0.30	56.69	74.00	-17.31	peak
5	5359.100	58.98	0.31	59.29	74.00	-14.71	peak

Note: 1.Result (dBuV/m) = Correct Factor (dB/m) + Reading(dBuV).

2.Correction factor (dB/m) = Antenna Factor (dB/m) + Cable loss (dB) – Pre-Amplifier gain (dB).

3.When the peak results are less than average limit, so not need to evaluate the average.

Standard:	FCC Part 15.407	Test Distance:	3 m
Test item:	Band edge		
Frequency:	5260 MHz		
Mode:	802.11ax HE20		
Ant.Polar.:	Horizontal		



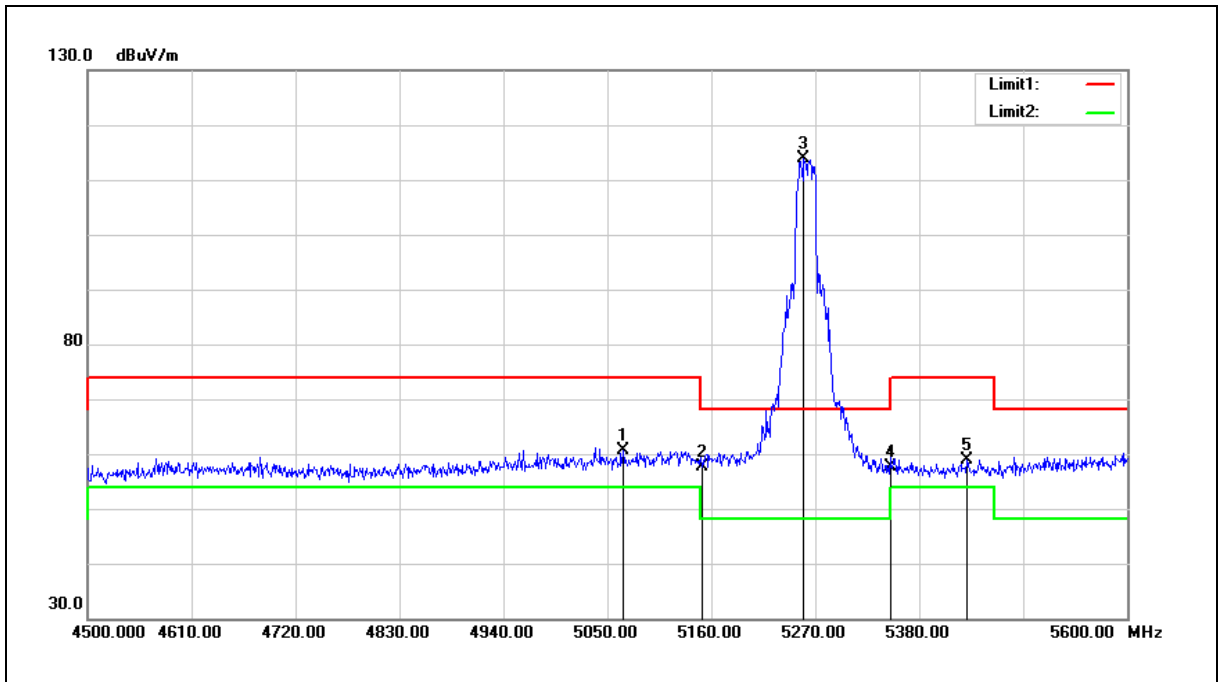
No.	Frequency (MHz)	Reading (dBuV)	Correct Factor (dB/m)	Result (dBuV/m)	Limit (dBuV/m)	Margin (dB)	Remark
1	5053.300	61.00	-0.26	60.74	74.00	-13.26	peak
2	5150.000	58.07	-0.08	57.99	74.00	-16.01	peak
3	5256.800	116.42	0.13	116.55	68.20	48.35	peak
4	5350.000	57.93	0.30	58.23	74.00	-15.77	peak
5	5365.700	59.96	0.32	60.28	74.00	-13.72	peak

Note: 1. Result (dBuV/m) = Correct Factor (dB/m) + Reading (dBuV).

2. Correction factor (dB/m) = Antenna Factor (dB/m) + Cable loss (dB) – Pre-Amplifier gain (dB).

3. When the peak results are less than average limit, so not need to evaluate the average.

Standard:	FCC Part 15.407	Test Distance:	3 m
Test item:	Band edge		
Frequency:	5260 MHz		
Mode:	802.11ax HE20		
Ant.Polar.:	Vertical		



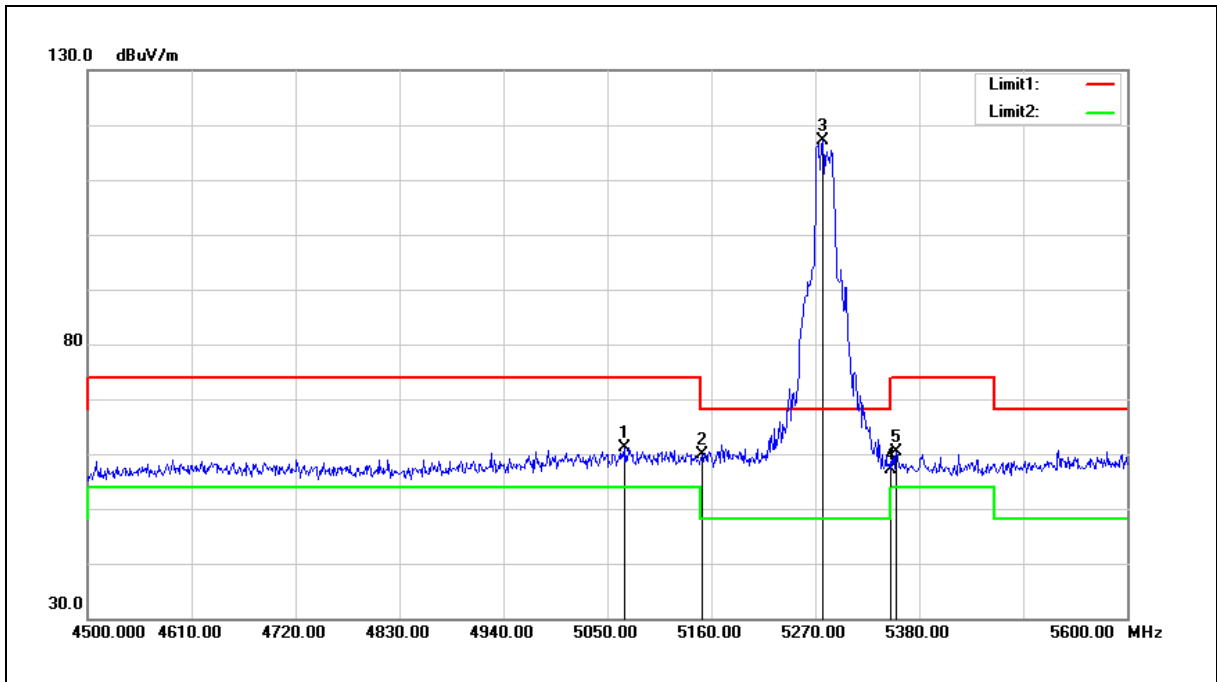
No.	Frequency (MHz)	Reading (dBuV)	Correct Factor (dB/m)	Result (dBuV/m)	Limit (dBuV/m)	Margin (dB)	Remark
1	5066.500	60.96	-0.24	60.72	74.00	-13.28	peak
2	5150.000	57.78	-0.08	57.70	74.00	-16.30	peak
3	5257.900	113.86	0.13	113.99	68.20	45.79	peak
4	5350.000	57.44	0.30	57.74	74.00	-16.26	peak
5	5430.600	58.45	0.44	58.89	74.00	-15.11	peak

Note: 1. Result (dBuV/m) = Correct Factor (dB/m) + Reading (dBuV).

2. Correction factor (dB/m) = Antenna Factor (dB/m) + Cable loss (dB) – Pre-Amplifier gain (dB).

3. When the peak results are less than average limit, so not need to evaluate the average.

Standard:	FCC Part 15.407	Test Distance:	3 m
Test item:	Band edge		
Frequency:	5280 MHz		
Mode:	802.11ax HE20		
Ant.Polar.:	Horizontal		



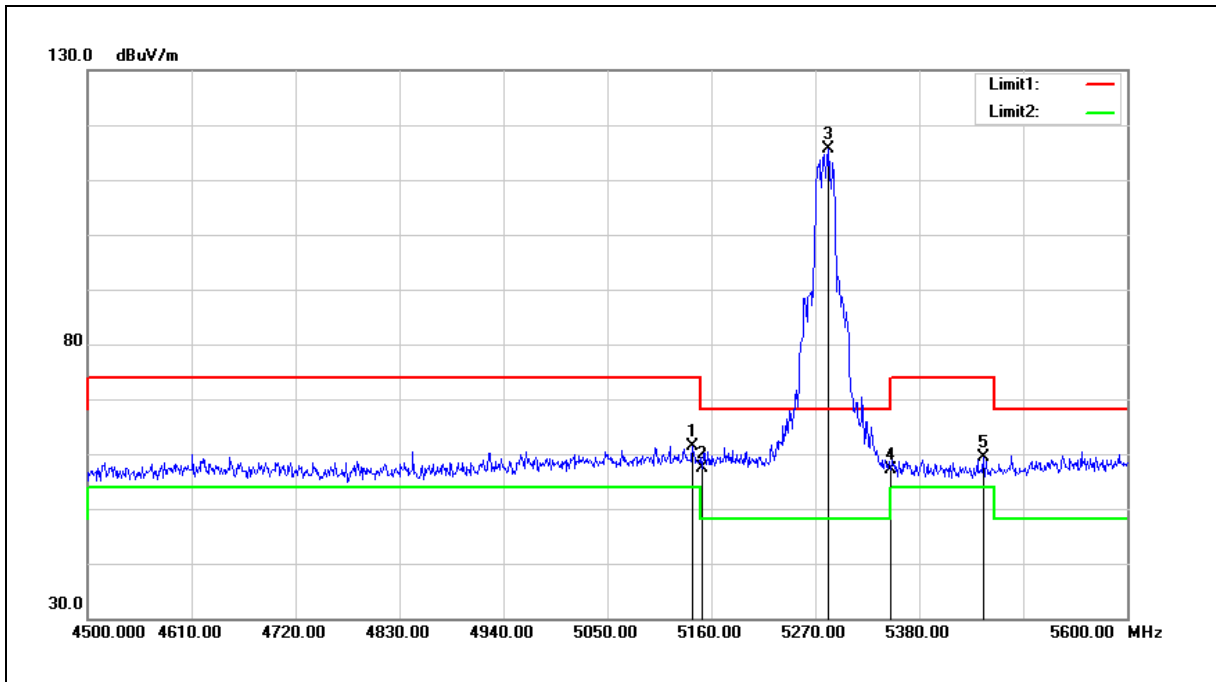
No.	Frequency (MHz)	Reading (dBuV)	Correct Factor (dB/m)	Result (dBuV/m)	Limit (dBuV/m)	Margin (dB)	Remark
1	5068.700	61.36	-0.24	61.12	74.00	-12.88	peak
2	5150.000	59.96	-0.08	59.88	74.00	-14.12	peak
3	5277.700	116.90	0.15	117.05	68.20	48.85	peak
4	5350.000	56.93	0.30	57.23	74.00	-16.77	peak
5	5355.800	59.98	0.30	60.28	74.00	-13.72	peak

Note: 1.Result (dBuV/m) = Correct Factor (dB/m) + Reading(dBuV).

2.Correction factor (dB/m) = Antenna Factor (dB/m) + Cable loss (dB) – Pre-Amplifier gain (dB).

3.When the peak results are less than average limit, so not need to evaluate the average.

Standard:	FCC Part 15.407	Test Distance:	3 m
Test item:	Band edge		
Frequency:	5280 MHz		
Mode:	802.11ax HE20		
Ant.Polar.:	Vertical		



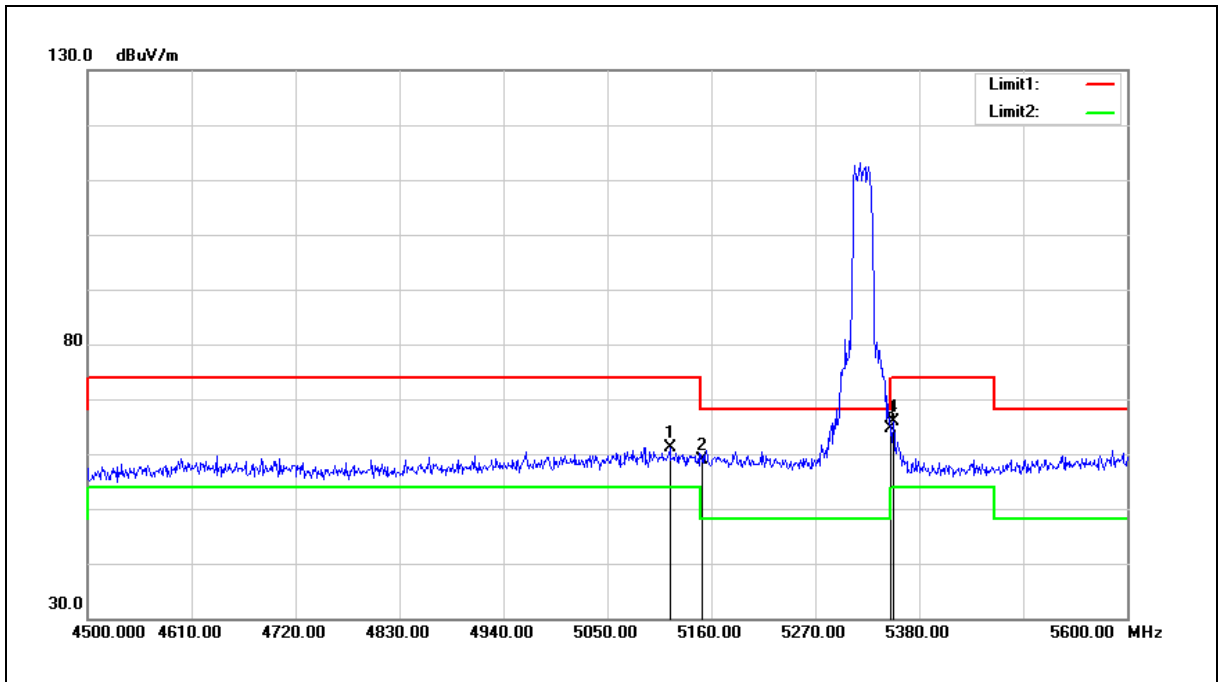
No.	Frequency (MHz)	Reading (dBuV)	Correct Factor (dB/m)	Result (dBuV/m)	Limit (dBuV/m)	Margin (dB)	Remark
1	5140.200	61.39	-0.10	61.29	74.00	-12.71	peak
2	5150.000	57.53	-0.08	57.45	74.00	-16.55	peak
3	5284.300	115.47	0.18	115.65	68.20	47.45	peak
4	5350.000	56.81	0.30	57.11	74.00	-16.89	peak
5	5448.200	59.00	0.48	59.48	74.00	-14.52	peak

Note: 1.Result (dBuV/m) = Correct Factor (dB/m) + Reading(dBuV).

2.Correction factor (dB/m) = Antenna Factor (dB/m) + Cable loss (dB) – Pre-Amplifier gain (dB).

3.When the peak results are less than average limit, so not need to evaluate the average.

Standard:	FCC Part 15.407	Test Distance:	3 m
Test item:	Band edge		
Frequency:	5320 MHz		
Mode:	802.11ax HE20		
Ant.Polar.:	Horizontal		



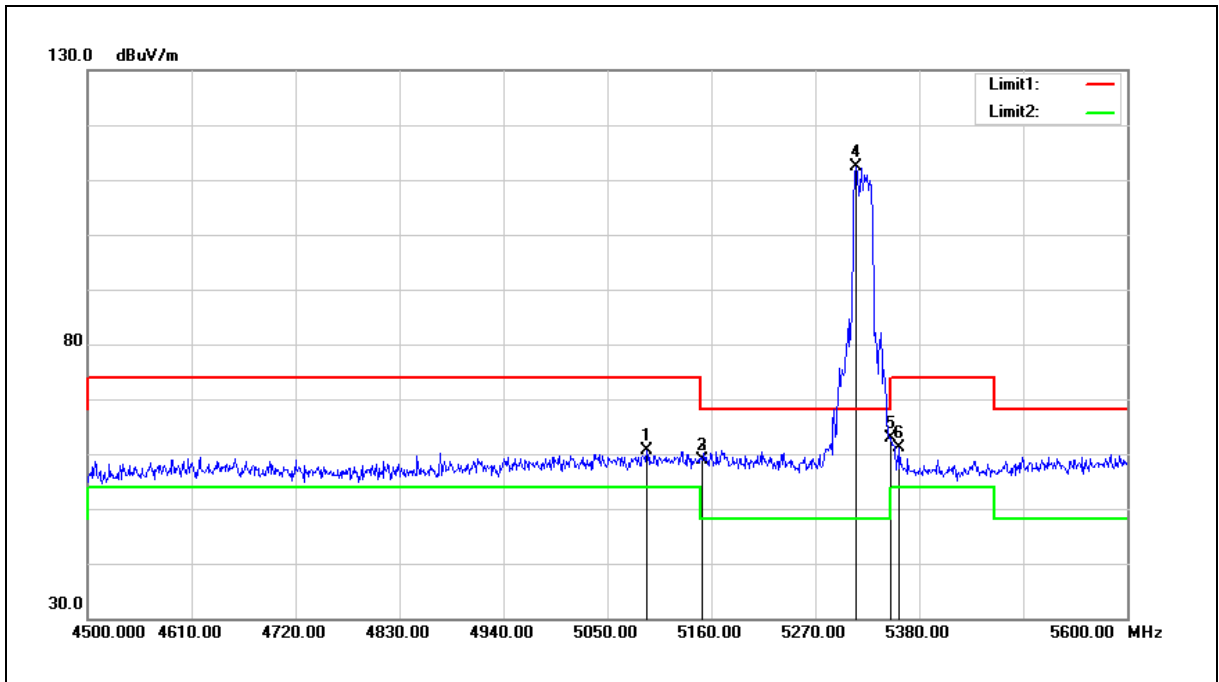
No.	Frequency (MHz)	Reading (dBuV)	Correct Factor (dB/m)	Result (dBuV/m)	Limit (dBuV/m)	Margin (dB)	Remark
1	5116.000	61.37	-0.15	61.22	74.00	-12.78	peak
2	5150.000	58.99	-0.08	58.91	74.00	-15.09	peak
3	5350.000	64.28	0.30	64.58	74.00	-9.42	peak
4	5352.500	65.54	0.30	65.84	74.00	-8.16	peak

Note:1.Result (dBuV/m) = Correct Factor (dB/m) + Reading(dBuV).

2.Correction factor (dB/m) = Antenna Factor (dB/m) + Cable loss (dB) – Pre-Amplifier gain (dB).

3.When the peak results are less than average limit, so not need to evaluate the average.

Standard:	FCC Part 15.407	Test Distance:	3 m
Test item:	Band edge		
Frequency:	5320 MHz		
Mode:	802.11ax HE20		
Ant.Polar.:	Vertical		



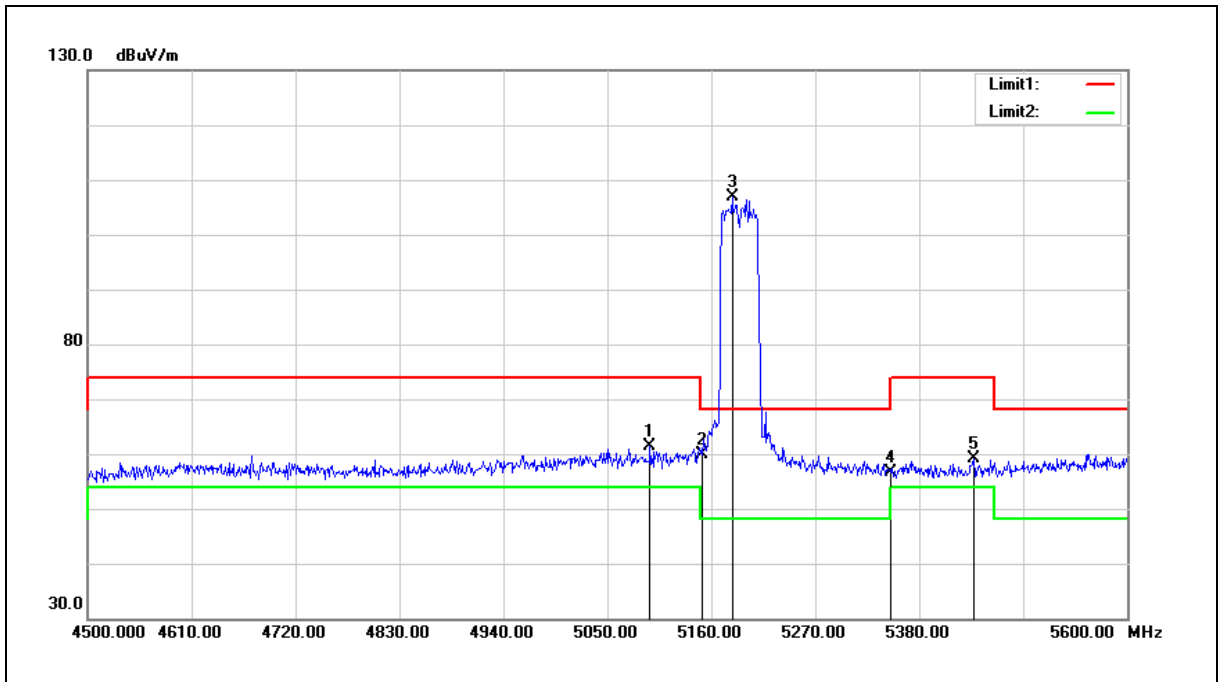
No.	Frequency (MHz)	Reading (dBuV)	Correct Factor (dB/m)	Result (dBuV/m)	Limit (dBuV/m)	Margin (dB)	Remark
1	5091.800	60.92	-0.19	60.73	74.00	-13.27	peak
2	5150.000	58.94	-0.08	58.86	74.00	-15.14	peak
3	5150.000	58.94	-0.08	58.86	74.00	-15.14	peak
4	5312.900	112.20	0.23	112.43	68.20	44.23	peak
5	5350.000	62.66	0.30	62.96	74.00	-11.04	peak
6	5359.100	60.78	0.31	61.09	74.00	-12.91	peak

Note: 1. Result (dBuV/m) = Correct Factor (dB/m) + Reading (dBuV).

2. Correction factor (dB/m) = Antenna Factor (dB/m) + Cable loss (dB) – Pre-Amplifier gain (dB).

3. When the peak results are less than average limit, so not need to evaluate the average.

Standard:	FCC Part 15.407	Test Distance:	3 m
Test item:	Band edge		
Frequency:	5190 MHz		
Mode:	802.11ax HE40		
Ant.Polar.:	Horizontal		



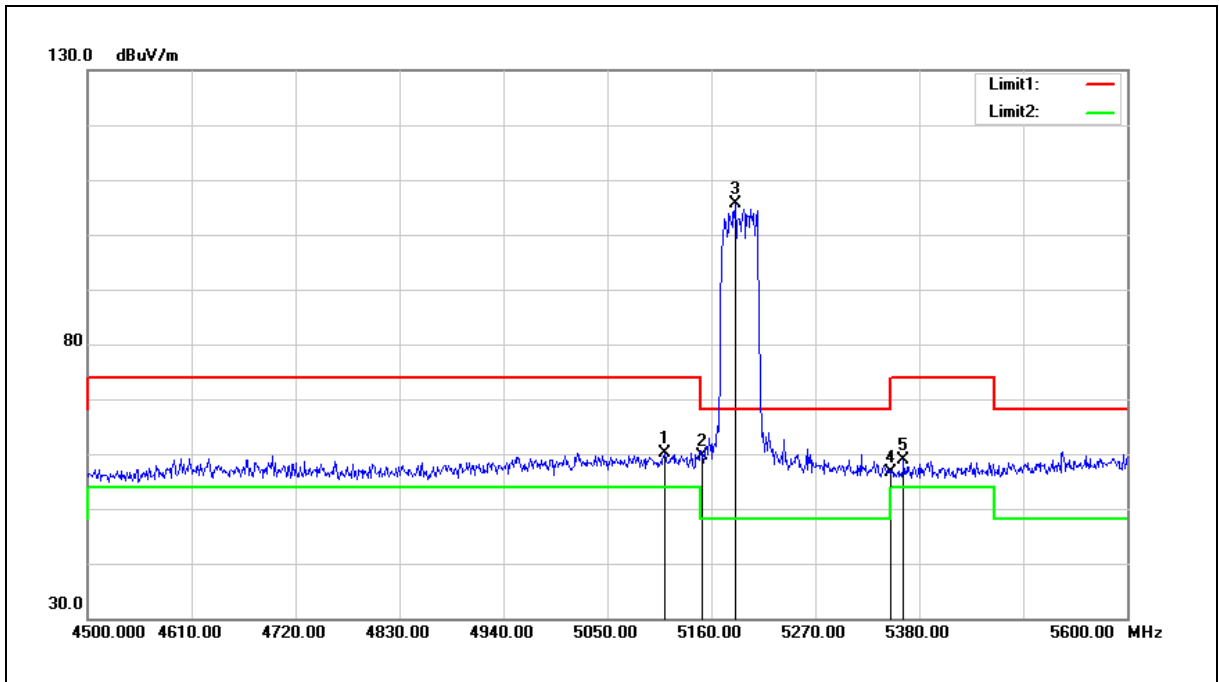
No.	Frequency (MHz)	Reading (dBuV)	Correct Factor (dB/m)	Result (dBuV/m)	Limit (dBuV/m)	Margin (dB)	Remark
1	5095.100	61.62	-0.18	61.44	74.00	-12.56	peak
2	5150.000	59.86	-0.08	59.78	74.00	-14.22	peak
3	5182.000	106.91	-0.02	106.89	68.20	38.69	peak
4	5350.000	56.42	0.30	56.72	74.00	-17.28	peak
5	5437.200	58.63	0.46	59.09	74.00	-14.91	peak

Note: 1.Result (dBuV/m) = Correct Factor (dB/m) + Reading(dBuV).

2.Correction factor (dB/m) = Antenna Factor (dB/m) + Cable loss (dB) – Pre-Amplifier gain (dB).

3.When the peak results are less than average limit, so not need to evaluate the average.

Standard:	FCC Part 15.407	Test Distance:	3 m
Test item:	Band edge		
Frequency:	5190 MHz		
Mode:	802.11ax HE40		
Ant.Polar.:	Vertical		



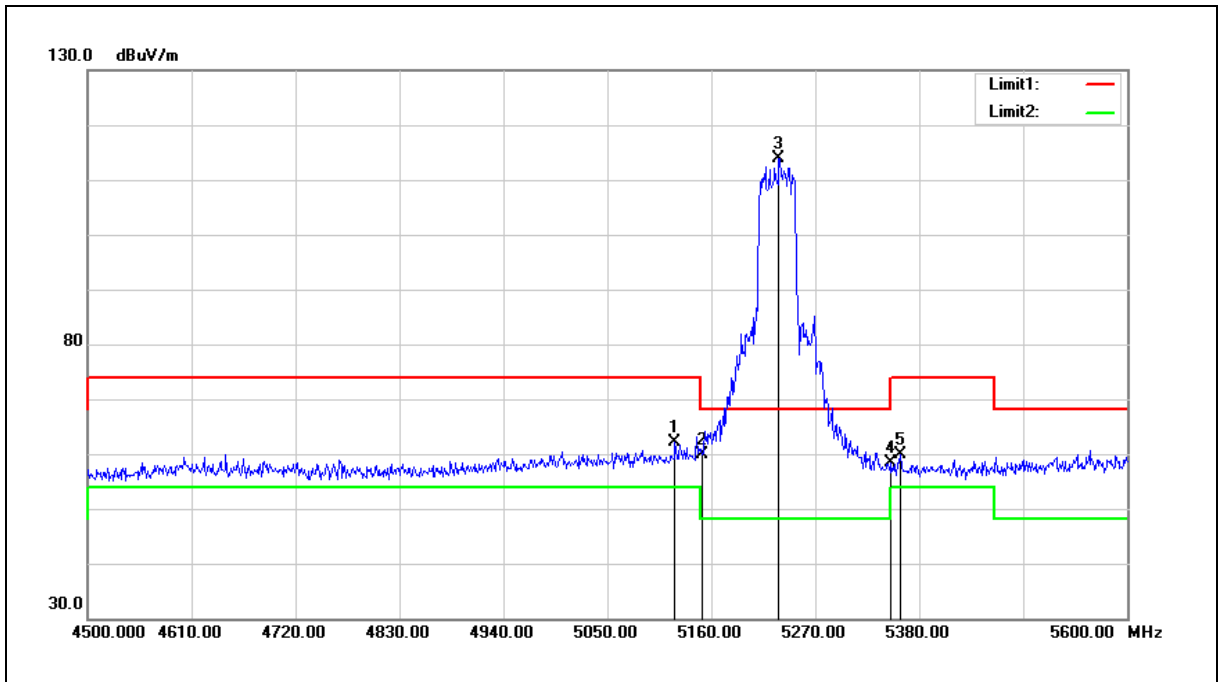
No.	Frequency (MHz)	Reading (dBuV)	Correct Factor (dB/m)	Result (dBuV/m)	Limit (dBuV/m)	Margin (dB)	Remark
1	5110.500	60.26	-0.15	60.11	74.00	-13.89	peak
2	5150.000	59.74	-0.08	59.66	74.00	-14.34	peak
3	5185.300	105.59	-0.01	105.58	68.20	37.38	peak
4	5350.000	56.45	0.30	56.75	74.00	-17.25	peak
5	5363.500	58.45	0.32	58.77	74.00	-15.23	peak

Note: 1.Result (dBuV/m) = Correct Factor (dB/m) + Reading(dBuV).

2.Correction factor (dB/m) = Antenna Factor (dB/m) + Cable loss (dB) – Pre-Amplifier gain (dB).

3.When the peak results are less than average limit, so not need to evaluate the average.

Standard:	FCC Part 15.407	Test Distance:	3 m
Test item:	Band edge		
Frequency:	5230 MHz		
Mode:	802.11ax HE40		
Ant.Polar.:	Horizontal		



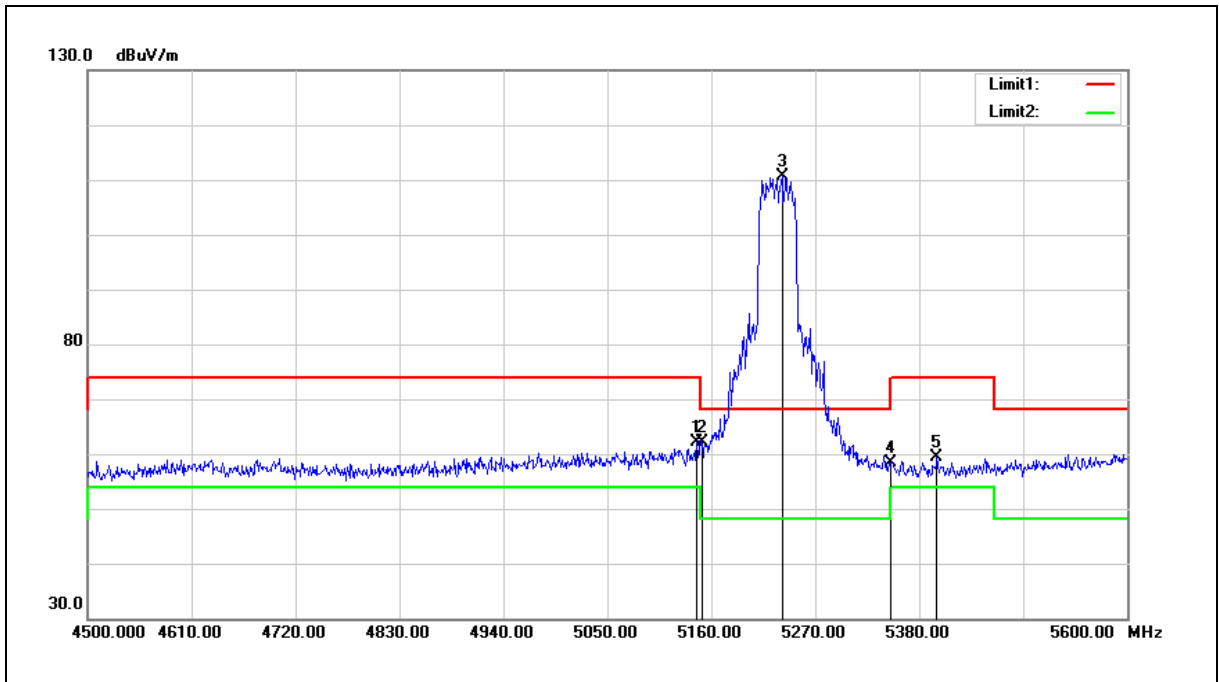
No.	Frequency (MHz)	Reading (dBuV)	Correct Factor (dB/m)	Result (dBuV/m)	Limit (dBuV/m)	Margin (dB)	Remark
1	5121.500	62.14	-0.13	62.01	74.00	-11.99	peak
2	5150.000	59.93	-0.08	59.85	74.00	-14.15	peak
3	5231.500	113.86	0.08	113.94	68.20	45.74	peak
4	5350.000	58.01	0.30	58.31	74.00	-15.69	peak
5	5360.200	59.52	0.31	59.83	74.00	-14.17	peak

Note: 1.Result (dBuV/m) = Correct Factor (dB/m) + Reading(dBuV).

2.Correction factor (dB/m) = Antenna Factor (dB/m) + Cable loss (dB) – Pre-Amplifier gain (dB).

3.When the peak results are less than average limit, so not need to evaluate the average.

Standard:	FCC Part 15.407	Test Distance:	3 m
Test item:	Band edge		
Frequency:	5230 MHz		
Mode:	802.11ax HE40		
Ant.Polar.:	Vertical		



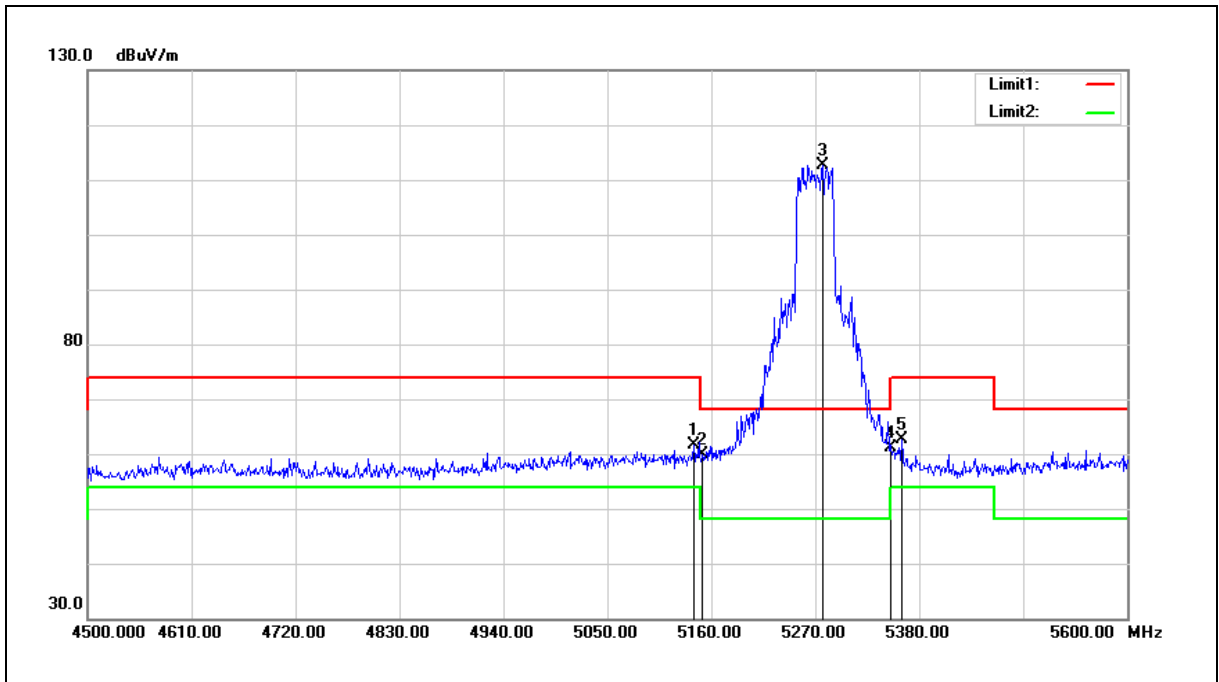
No.	Frequency (MHz)	Reading (dBuV)	Correct Factor (dB/m)	Result (dBuV/m)	Limit (dBuV/m)	Margin (dB)	Remark
1	5144.600	62.29	-0.08	62.21	74.00	-11.79	peak
2	5150.000	62.20	-0.08	62.12	74.00	-11.88	peak
3	5234.800	110.50	0.08	110.58	68.20	42.38	peak
4	5350.000	58.12	0.30	58.42	74.00	-15.58	peak
5	5398.700	58.92	0.39	59.31	74.00	-14.69	peak

Note: 1.Result (dBuV/m) = Correct Factor (dB/m) + Reading(dBuV).

2.Correction factor (dB/m) = Antenna Factor (dB/m) + Cable loss (dB) – Pre-Amplifier gain (dB).

3.When the peak results are less than average limit, so not need to evaluate the average.

Standard:	FCC Part 15.407	Test Distance:	3 m
Test item:	Band edge		
Frequency:	5270 MHz		
Mode:	802.11ax HE40		
Ant.Polar.:	Horizontal		



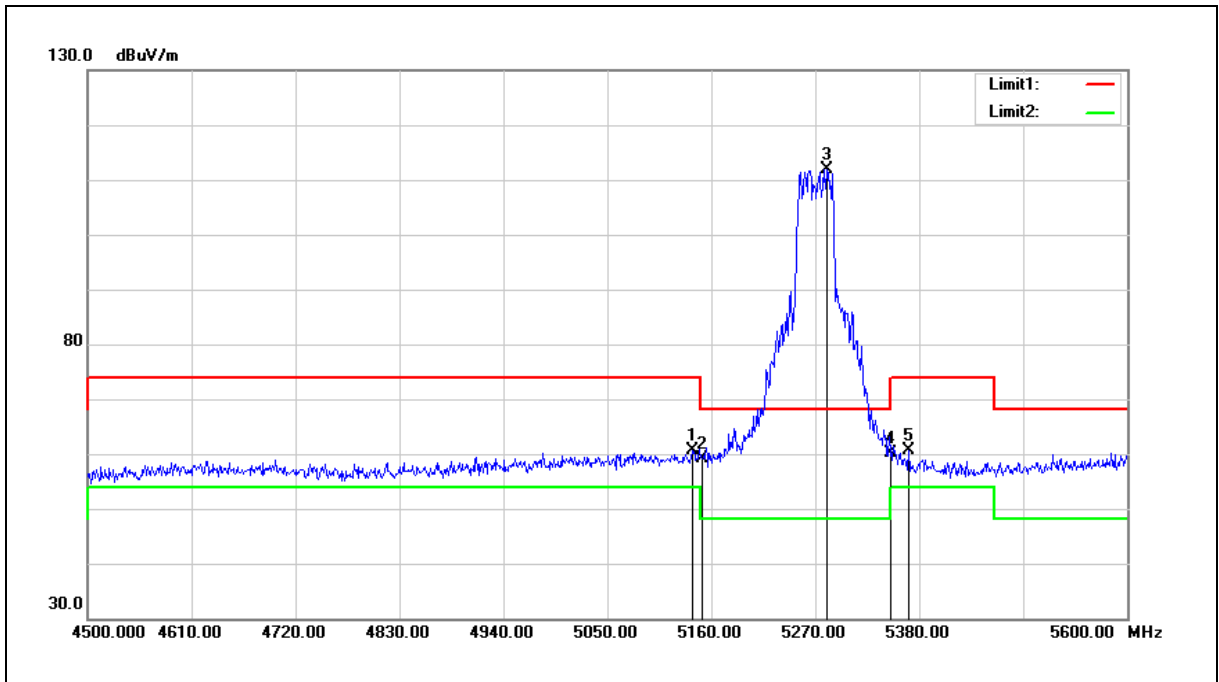
No.	Frequency (MHz)	Reading (dBuV)	Correct Factor (dB/m)	Result (dBuV/m)	Limit (dBuV/m)	Margin (dB)	Remark
1	5141.300	61.66	-0.10	61.56	74.00	-12.44	peak
2	5150.000	59.96	-0.08	59.88	74.00	-14.12	peak
3	5277.700	112.54	0.15	112.69	68.20	44.49	peak
4	5350.000	60.75	0.30	61.05	74.00	-12.95	peak
5	5361.300	62.32	0.31	62.63	74.00	-11.37	peak

Note: 1. Result (dBuV/m) = Correct Factor (dB/m) + Reading (dBuV).

2. Correction factor (dB/m) = Antenna Factor (dB/m) + Cable loss (dB) – Pre-Amplifier gain (dB).

3. When the peak results are less than average limit, so not need to evaluate the average.

Standard:	FCC Part 15.407	Test Distance:	3 m
Test item:	Band edge		
Frequency:	5270 MHz		
Mode:	802.11ax HE40		
Ant.Polar.:	Vertical		



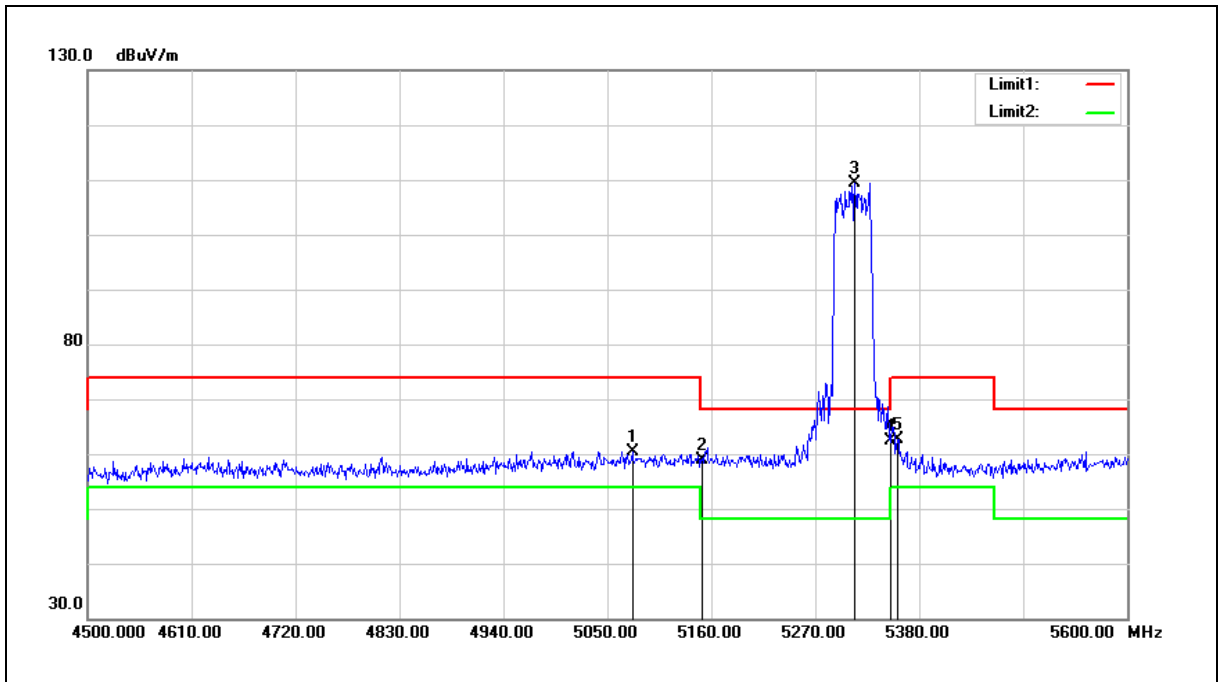
No.	Frequency (MHz)	Reading (dBuV)	Correct Factor (dB/m)	Result (dBuV/m)	Limit (dBuV/m)	Margin (dB)	Remark
1	5140.200	60.71	-0.10	60.61	74.00	-13.39	peak
2	5150.000	59.12	-0.08	59.04	74.00	-14.96	peak
3	5282.100	111.72	0.18	111.90	68.20	43.70	peak
4	5350.000	59.81	0.30	60.11	74.00	-13.89	peak
5	5369.000	60.27	0.34	60.61	74.00	-13.39	peak

Note: 1.Result (dBuV/m) = Correct Factor (dB/m) + Reading(dBuV).

2.Correction factor (dB/m) = Antenna Factor (dB/m) + Cable loss (dB) – Pre-Amplifier gain (dB).

3.When the peak results are less than average limit, so not need to evaluate the average.

Standard:	FCC Part 15.407	Test Distance:	3 m
Test item:	Band edge		
Frequency:	5310 MHz		
Mode:	802.11ax HE40		
Ant.Polar.:	Horizontal		



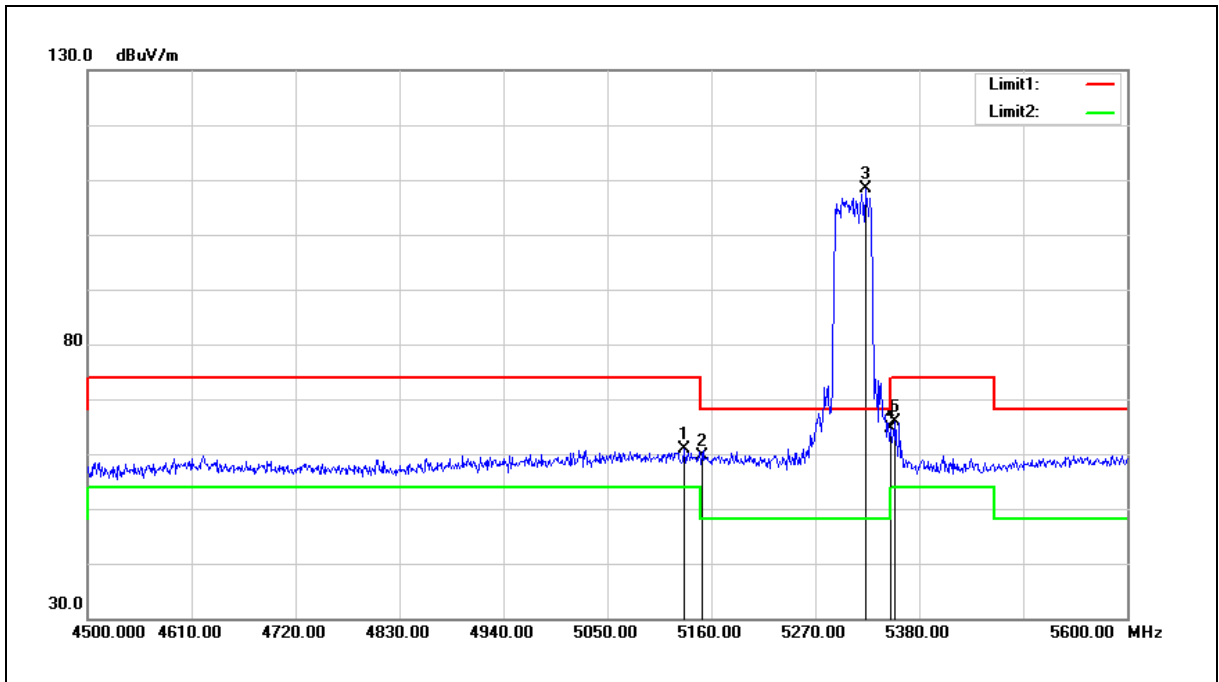
No.	Frequency (MHz)	Reading (dBuV)	Correct Factor (dB/m)	Result (dBuV/m)	Limit (dBuV/m)	Margin (dB)	Remark
1	5076.400	60.54	-0.21	60.33	74.00	-13.67	peak
2	5150.000	59.08	-0.08	59.00	74.00	-15.00	peak
3	5311.800	109.20	0.23	109.43	68.20	41.23	peak
4	5350.000	61.98	0.30	62.28	74.00	-11.72	peak
5	5356.900	62.43	0.31	62.74	74.00	-11.26	peak

Note: 1.Result (dBuV/m) = Correct Factor (dB/m) + Reading(dBuV).

2.Correction factor (dB/m) = Antenna Factor (dB/m) + Cable loss (dB) – Pre-Amplifier gain (dB).

3.When the peak results are less than average limit, so not need to evaluate the average.

Standard:	FCC Part 15.407	Test Distance:	3 m
Test item:	Band edge		
Frequency:	5310 MHz		
Mode:	802.11ax HE40		
Ant.Polar.:	Vertical		



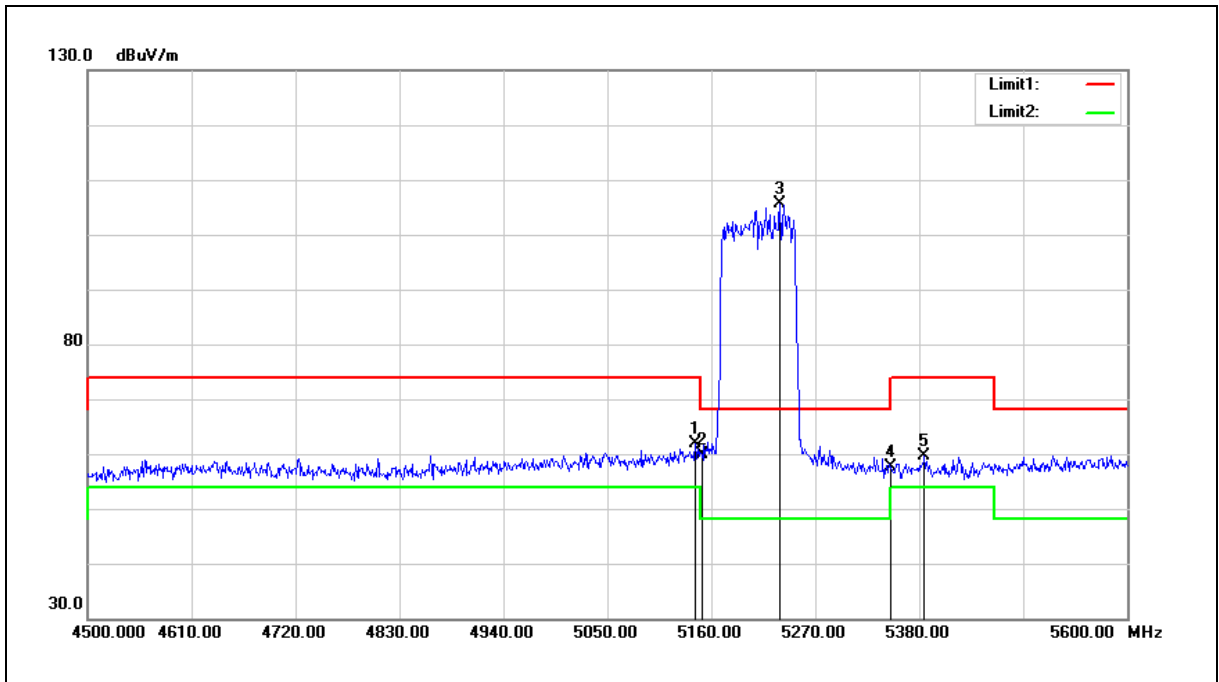
No.	Frequency (MHz)	Reading (dBuV)	Correct Factor (dB/m)	Result (dBuV/m)	Limit (dBuV/m)	Margin (dB)	Remark
1	5131.400	60.97	-0.11	60.86	74.00	-13.14	peak
2	5150.000	59.67	-0.08	59.59	74.00	-14.41	peak
3	5322.800	108.23	0.25	108.48	68.20	40.28	peak
4	5350.000	64.26	0.30	64.56	74.00	-9.44	peak
5	5354.700	65.65	0.30	65.95	74.00	-8.05	peak

Note: 1. Result (dBuV/m) = Correct Factor (dB/m) + Reading (dBuV).

2. Correction factor (dB/m) = Antenna Factor (dB/m) + Cable loss (dB) – Pre-Amplifier gain (dB).

3. When the peak results are less than average limit, so not need to evaluate the average.

Standard:	FCC Part 15.407	Test Distance:	3 m
Test item:	Band edge		
Frequency:	5210 MHz		
Mode:	802.11ax HE80		
Ant.Polar.:	Horizontal		



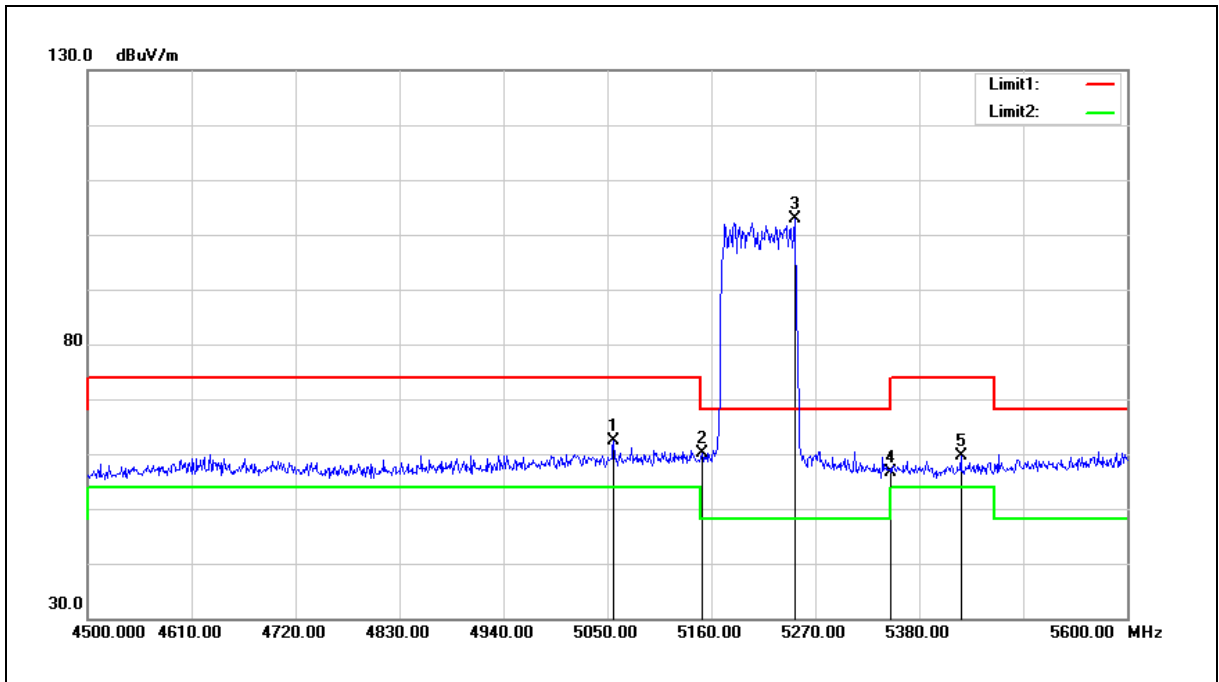
No.	Frequency (MHz)	Reading (dBuV)	Correct Factor (dB/m)	Result (dBuV/m)	Limit (dBuV/m)	Margin (dB)	Remark
1	5142.400	62.09	-0.10	61.99	74.00	-12.01	peak
2	5150.000	60.06	-0.08	59.98	74.00	-14.02	peak
3	5232.600	105.47	0.08	105.55	68.20	37.35	peak
4	5350.000	57.24	0.30	57.54	74.00	-16.46	peak
5	5385.500	59.26	0.36	59.62	74.00	-14.38	peak

Note: 1.Result (dBuV/m) = Correct Factor (dB/m) + Reading(dBuV).

2.Correction factor (dB/m) = Antenna Factor (dB/m) + Cable loss (dB) – Pre-Amplifier gain (dB).

3.When the peak results are less than average limit, so not need to evaluate the average.

Standard:	FCC Part 15.407	Test Distance:	3 m
Test item:	Band edge		
Frequency:	5210 MHz		
Mode:	802.11ax HE80		
Ant.Polar.:	Vertical		



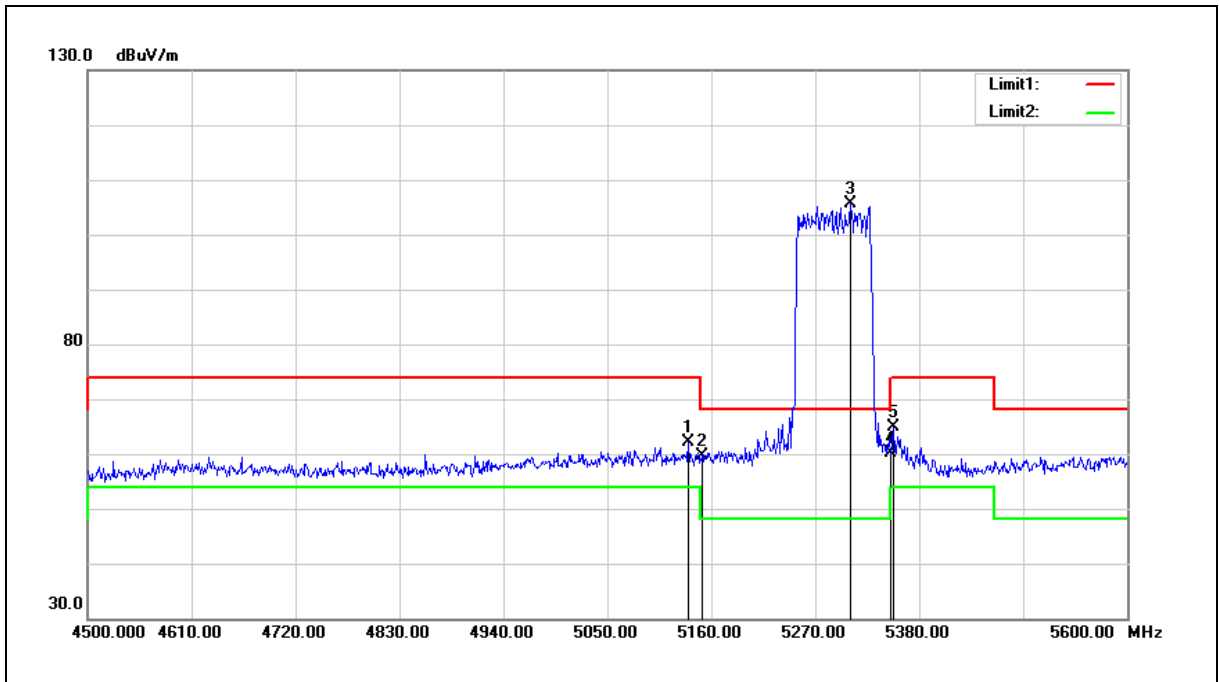
No.	Frequency (MHz)	Reading (dBuV)	Correct Factor (dB/m)	Result (dBuV/m)	Limit (dBuV/m)	Margin (dB)	Remark
1	5056.600	62.53	-0.25	62.28	74.00	-11.72	peak
2	5150.000	60.27	-0.08	60.19	74.00	-13.81	peak
3	5248.000	102.77	0.10	102.87	68.20	34.67	peak
4	5350.000	56.29	0.30	56.59	74.00	-17.41	peak
5	5424.000	59.10	0.43	59.53	74.00	-14.47	peak

Note: 1.Result (dBuV/m) = Correct Factor (dB/m) + Reading(dBuV).

2.Correction factor (dB/m) = Antenna Factor (dB/m) + Cable loss (dB) – Pre-Amplifier gain (dB).

3.When the peak results are less than average limit, so not need to evaluate the average.

Standard:	FCC Part 15.407	Test Distance:	3 m
Test item:	Band edge		
Frequency:	5290 MHz		
Mode:	802.11ax HE80		
Ant.Polar.:	Horizontal		



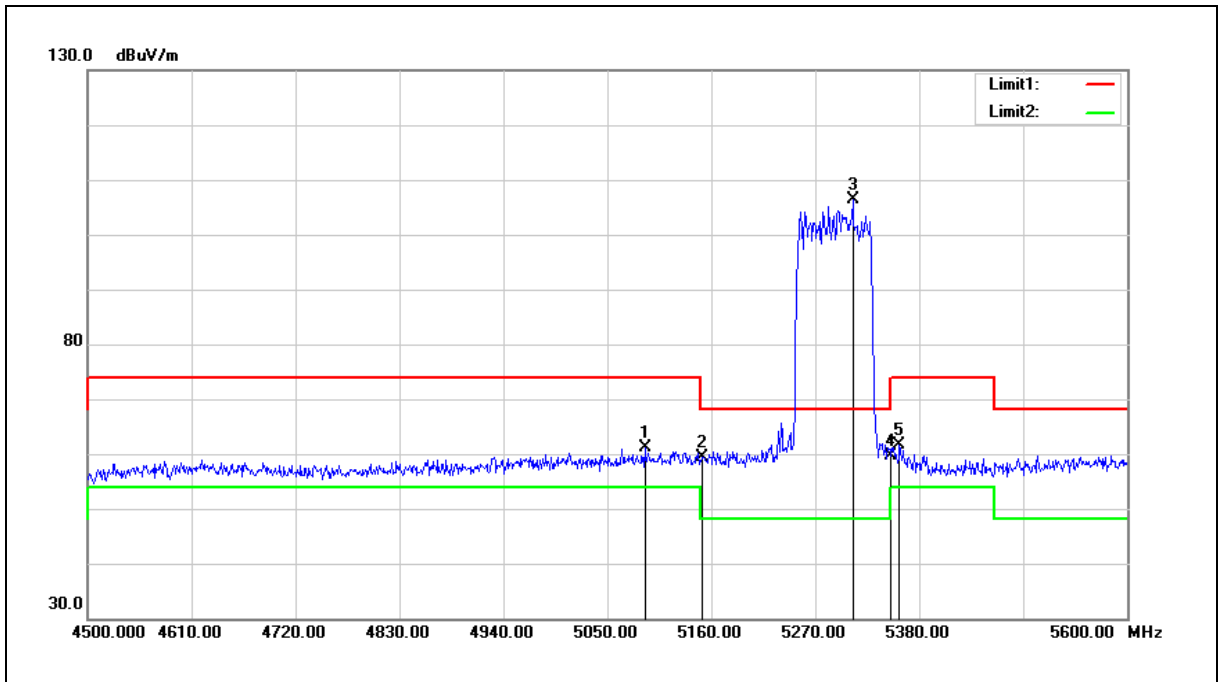
No.	Frequency (MHz)	Reading (dBuV)	Correct Factor (dB/m)	Result (dBuV/m)	Limit (dBuV/m)	Margin (dB)	Remark
1	5135.800	62.27	-0.10	62.17	74.00	-11.83	peak
2	5150.000	59.77	-0.08	59.69	74.00	-14.31	peak
3	5307.400	105.33	0.21	105.54	68.20	37.34	peak
4	5350.000	59.91	0.30	60.21	74.00	-13.79	peak
5	5352.500	64.65	0.30	64.95	74.00	-9.05	peak

Note: 1.Result (dBuV/m) = Correct Factor (dB/m) + Reading(dBuV).

2.Correction factor (dB/m) = Antenna Factor (dB/m) + Cable loss (dB) – Pre-Amplifier gain (dB).

3.When the peak results are less than average limit, so not need to evaluate the average.

Standard:	FCC Part 15.407	Test Distance:	3 m
Test item:	Band edge		
Frequency:	5290 MHz		
Mode:	802.11ax HE80		
Ant.Polar.:	Vertical		



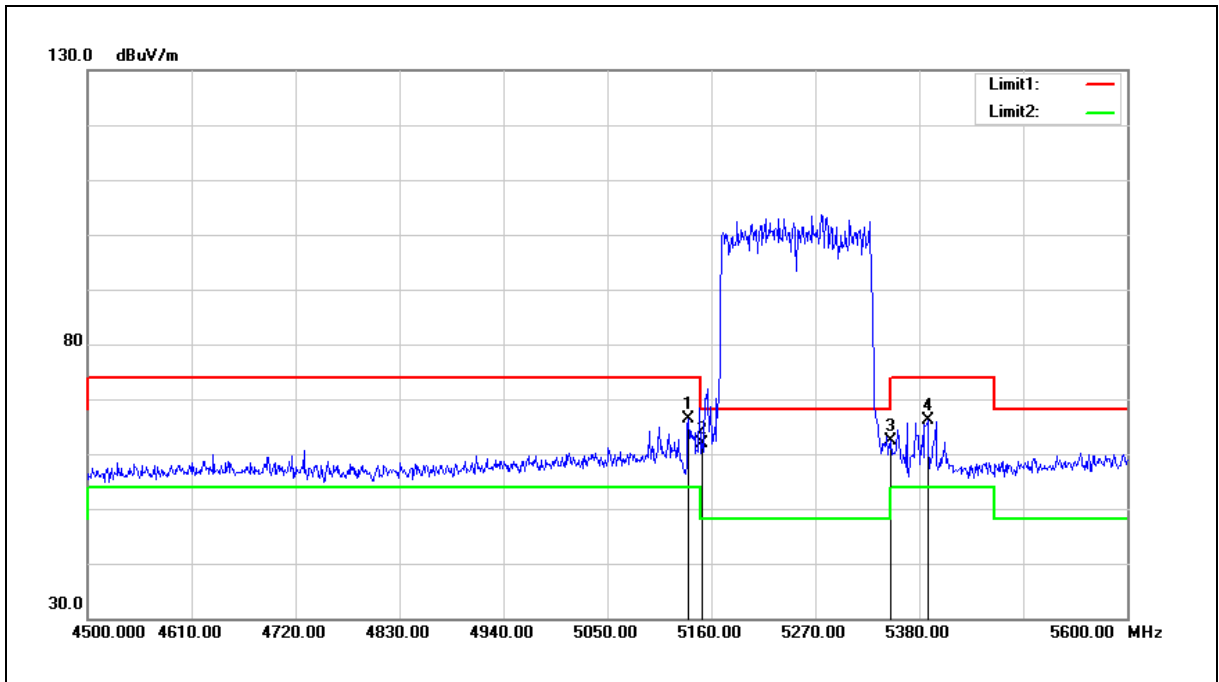
No.	Frequency (MHz)	Reading (dBuV)	Correct Factor (dB/m)	Result (dBuV/m)	Limit (dBuV/m)	Margin (dB)	Remark
1	5089.600	61.35	-0.19	61.16	74.00	-12.84	peak
2	5150.000	59.36	-0.08	59.28	74.00	-14.72	peak
3	5309.600	106.18	0.23	106.41	68.20	38.21	peak
4	5350.000	59.24	0.30	59.54	74.00	-14.46	peak
5	5359.100	61.31	0.31	61.62	74.00	-12.38	peak

Note: 1.Result (dBuV/m) = Correct Factor (dB/m) + Reading(dBuV).

2.Correction factor (dB/m) = Antenna Factor (dB/m) + Cable loss (dB) – Pre-Amplifier gain (dB).

3.When the peak results are less than average limit, so not need to evaluate the average.

Standard:	FCC Part 15.407	Test Distance:	3 m
Test item:	Band edge		
Frequency:	5250 MHz		
Mode:	802.11ax HE160		
Ant.Polar.:	Horizontal		



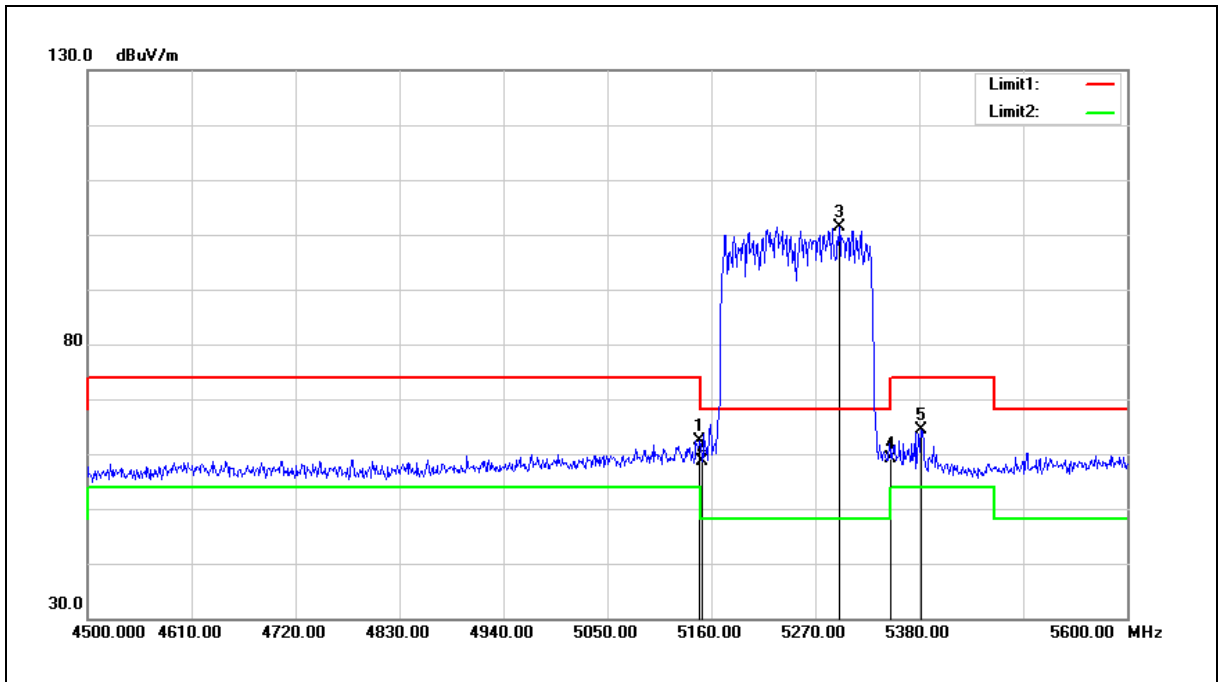
No.	Frequency (MHz)	Reading (dBuV)	Correct Factor (dB/m)	Result (dBuV/m)	Limit (dBuV/m)	Margin (dB)	Remark
1	5135.800	66.39	-0.10	66.29	74.00	-7.71	peak
2	5150.000	61.94	-0.08	61.86	74.00	-12.14	peak
3	5350.000	62.14	0.30	62.44	74.00	-11.56	peak
4	5388.800	65.67	0.36	66.03	74.00	-7.97	peak

Note:1.Result (dBuV/m) = Correct Factor (dB/m) + Reading(dBuV).

2.Correction factor (dB/m) = Antenna Factor (dB/m) + Cable loss (dB) – Pre-Amplifier gain (dB).

3.When the peak results are less than average limit, so not need to evaluate the average.

Standard:	FCC Part 15.407	Test Distance:	3 m
Test item:	Band edge		
Frequency:	5250 MHz		
Mode:	802.11ax HE160		
Ant.Polar.:	Vertical		



No.	Frequency (MHz)	Reading (dBuV)	Correct Factor (dB/m)	Result (dBuV/m)	Limit (dBuV/m)	Margin (dB)	Remark
1	5147.900	62.54	-0.08	62.46	74.00	-11.54	peak
2	5150.000	58.75	-0.08	58.67	74.00	-15.33	peak
3	5295.300	101.22	0.20	101.42	68.20	33.22	peak
4	5350.000	58.95	0.30	59.25	74.00	-14.75	peak
5	5382.200	63.92	0.36	64.28	74.00	-9.72	peak

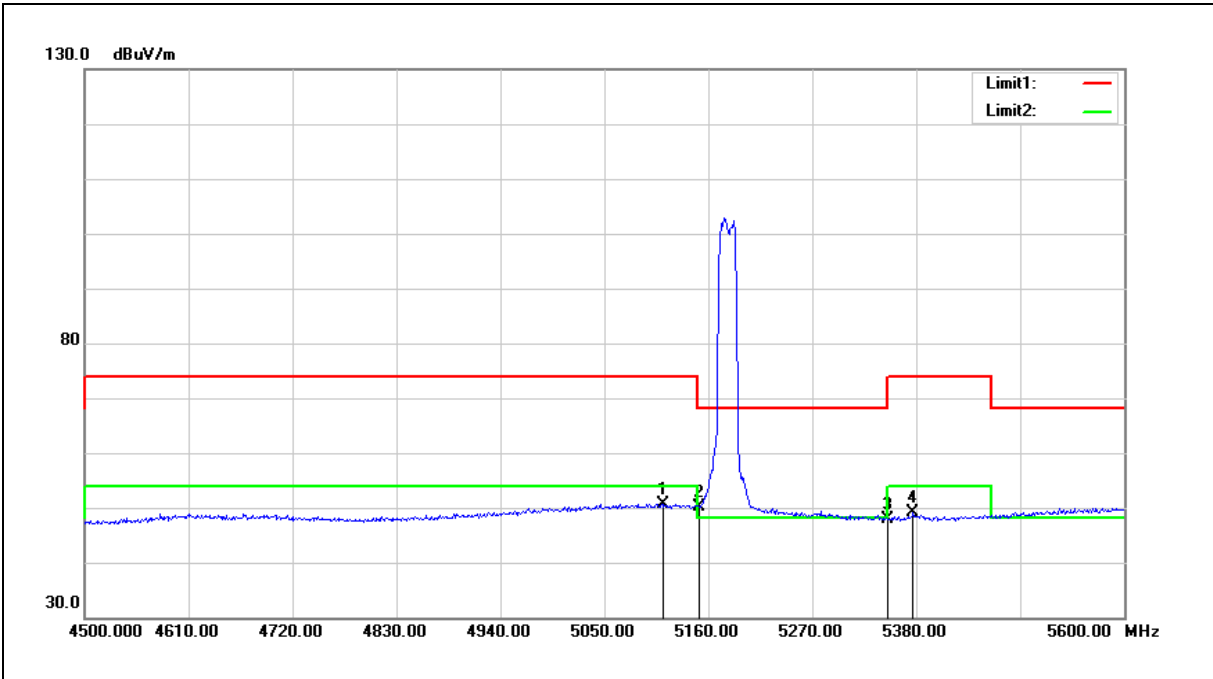
Note: 1.Result (dBuV/m) = Correct Factor (dB/m) + Reading(dBuV).

2.Correction factor (dB/m) = Antenna Factor (dB/m) + Cable loss (dB) – Pre-Amplifier gain (dB).

3.When the peak results are less than average limit, so not need to evaluate the average.

Average

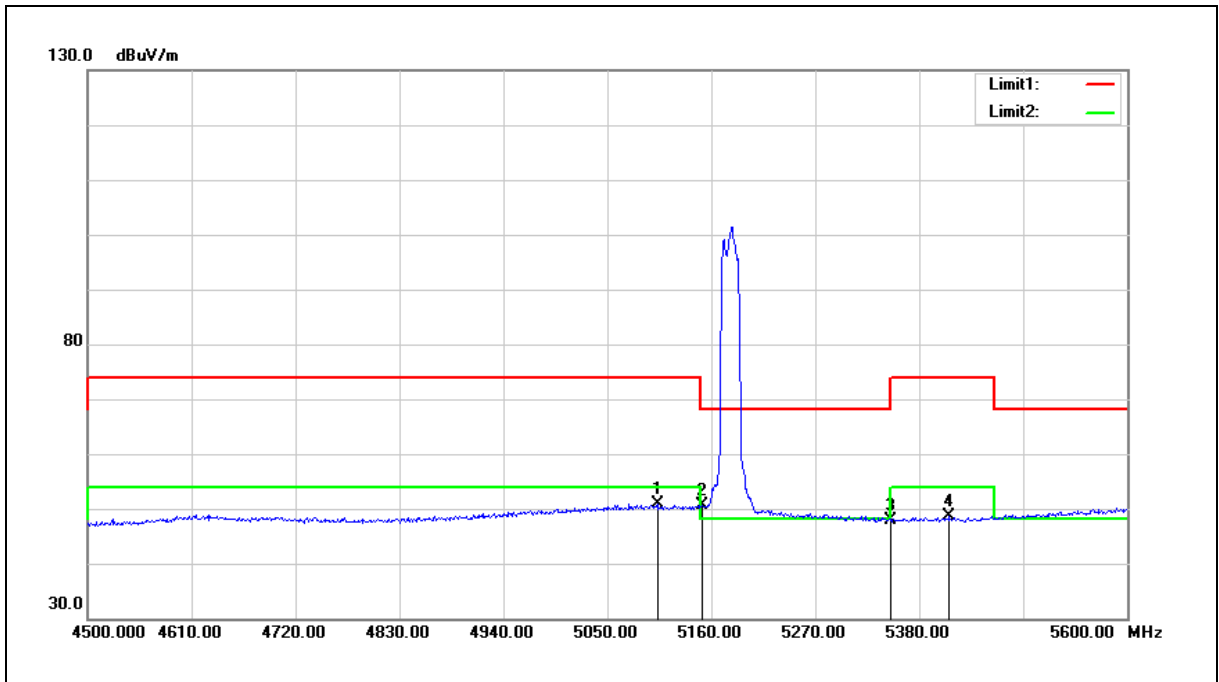
Standard:	FCC Part 15.407	Test Distance:	3 m
Test item:	Band edge		
Frequency:	5180 MHz		
Mode:	802.11a		
Ant.Polar.:	Horizontal		



No.	Frequency (MHz)	Reading (dBuV)	Correct Factor (dB/m)	Result (dBuV/m)	Limit (dBuV/m)	Margin (dB)	Remark
1	5111.600	50.85	-0.15	50.70	54.00	-3.30	AVG
2	5150.000	50.30	-0.08	50.22	54.00	-3.78	AVG
3	5350.000	47.51	0.30	47.81	54.00	-6.19	AVG
4	5376.700	48.91	0.34	49.25	54.00	-4.75	AVG

- Note: 1. Result (dBuV/m) = Correct Factor (dB/m) + Reading (dBuV).
 2. Correction factor (dB/m) = Antenna Factor (dB/m) + Cable loss (dB) – Pre-Amplifier gain (dB).
 3. When the peak results are less than average limit, so not need to evaluate the average.

Standard:	FCC Part 15.407	Test Distance:	3 m
Test item:	Band edge		
Frequency:	5180 MHz		
Mode:	802.11a		
Ant.Polar.:	Vertical		



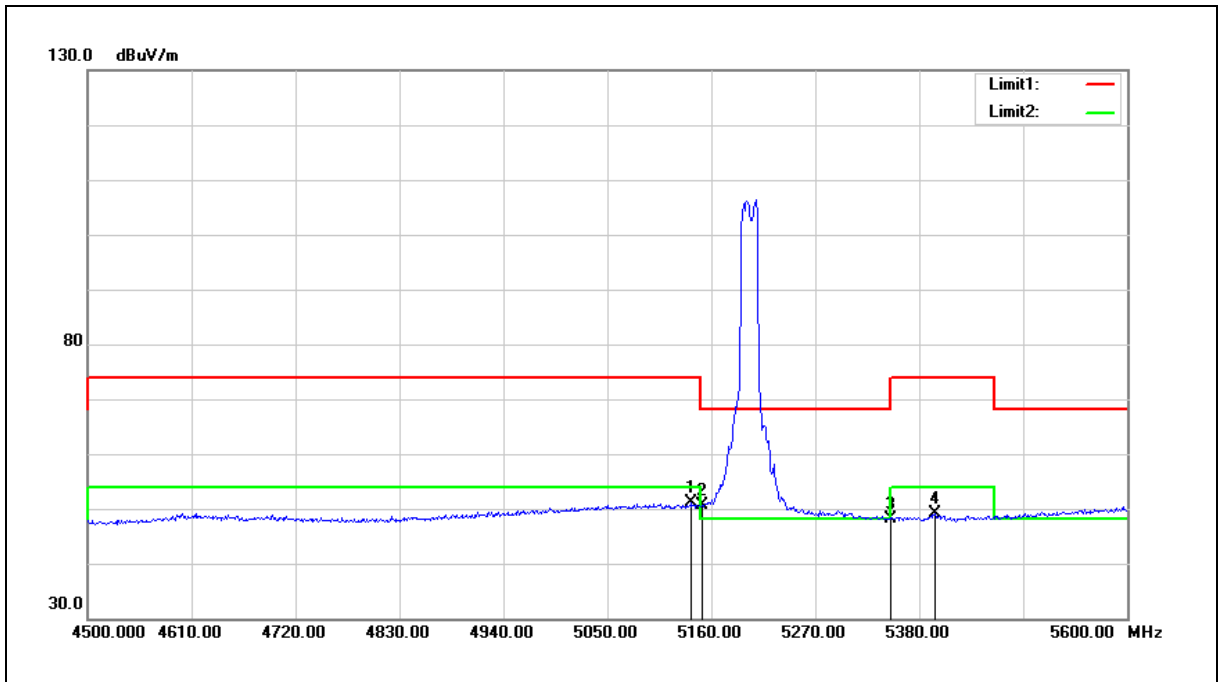
No.	Frequency (MHz)	Reading (dBuV)	Correct Factor (dB/m)	Result (dBuV/m)	Limit (dBuV/m)	Margin (dB)	Remark
1	5102.800	51.16	-0.17	50.99	54.00	-3.01	AVG
2	5150.000	50.73	-0.08	50.65	54.00	-3.35	AVG
3	5350.000	47.54	0.30	47.84	54.00	-6.16	AVG
4	5411.900	48.19	0.41	48.60	54.00	-5.40	AVG

Note:1.Result (dBuV/m) = Correct Factor (dB/m) + Reading(dBuV).

2.Correction factor (dB/m) = Antenna Factor (dB/m) + Cable loss (dB) – Pre-Amplifier gain (dB).

3.When the peak results are less than average limit, so not need to evaluate the average.

Standard:	FCC Part 15.407	Test Distance:	3 m
Test item:	Band edge		
Frequency:	5200 MHz		
Mode:	802.11a		
Ant.Polar.:	Horizontal		



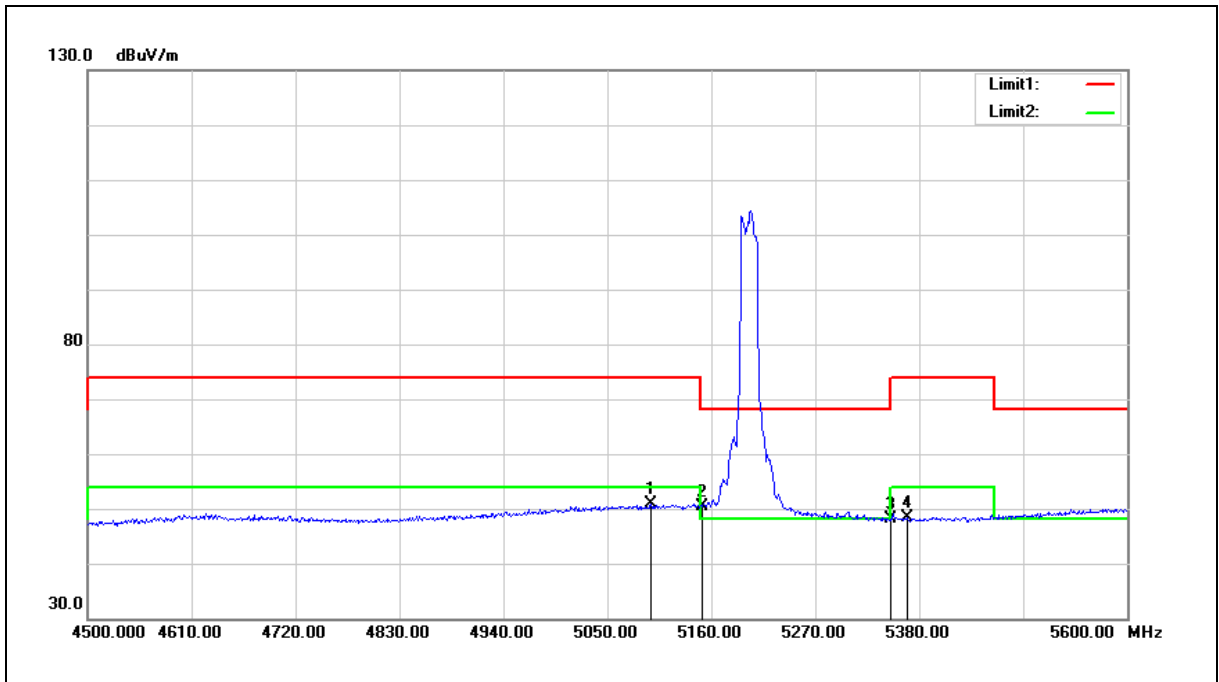
No.	Frequency (MHz)	Reading (dBuV)	Correct Factor (dB/m)	Result (dBuV/m)	Limit (dBuV/m)	Margin (dB)	Remark
1	5139.100	51.12	-0.10	51.02	54.00	-2.98	AVG
2	5150.000	50.64	-0.08	50.56	54.00	-3.44	AVG
3	5350.000	47.78	0.30	48.08	54.00	-5.92	AVG
4	5396.500	48.72	0.38	49.10	54.00	-4.90	AVG

Note:1.Result (dBuV/m) = Correct Factor (dB/m) + Reading(dBuV).

2.Correction factor (dB/m) = Antenna Factor (dB/m) + Cable loss (dB) – Pre-Amplifier gain (dB).

3.When the peak results are less than average limit, so not need to evaluate the average.

Standard:	FCC Part 15.407	Test Distance:	3 m
Test item:	Band edge		
Frequency:	5200 MHz		
Mode:	802.11a		
Ant.Polar.:	Vertical		



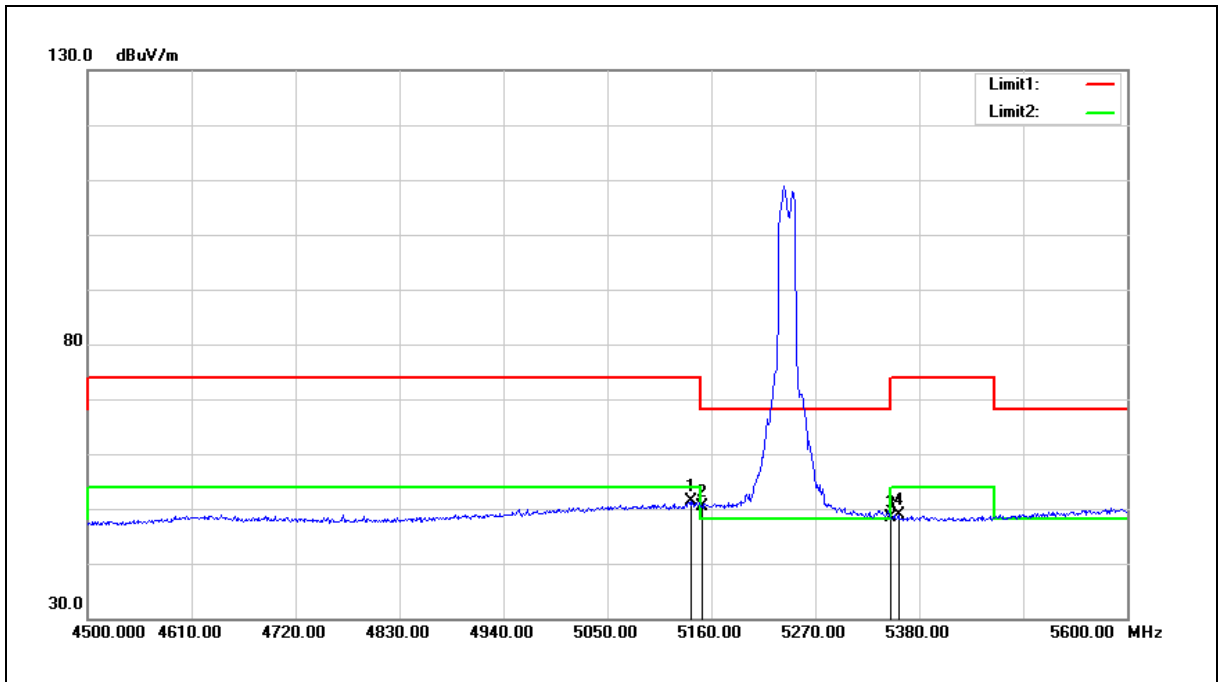
No.	Frequency (MHz)	Reading (dBuV)	Correct Factor (dB/m)	Result (dBuV/m)	Limit (dBuV/m)	Margin (dB)	Remark
1	5096.200	51.17	-0.18	50.99	54.00	-3.01	AVG
2	5150.000	50.36	-0.08	50.28	54.00	-3.72	AVG
3	5350.000	47.79	0.30	48.09	54.00	-5.91	AVG
4	5367.900	48.13	0.33	48.46	54.00	-5.54	AVG

Note:1.Result (dBuV/m) = Correct Factor (dB/m) + Reading(dBuV).

2.Correction factor (dB/m) = Antenna Factor (dB/m) + Cable loss (dB) – Pre-Amplifier gain (dB).

3.When the peak results are less than average limit, so not need to evaluate the average.

Standard:	FCC Part 15.407	Test Distance:	3 m
Test item:	Band edge		
Frequency:	5240 MHz		
Mode:	802.11a		
Ant.Polar.:	Horizontal		



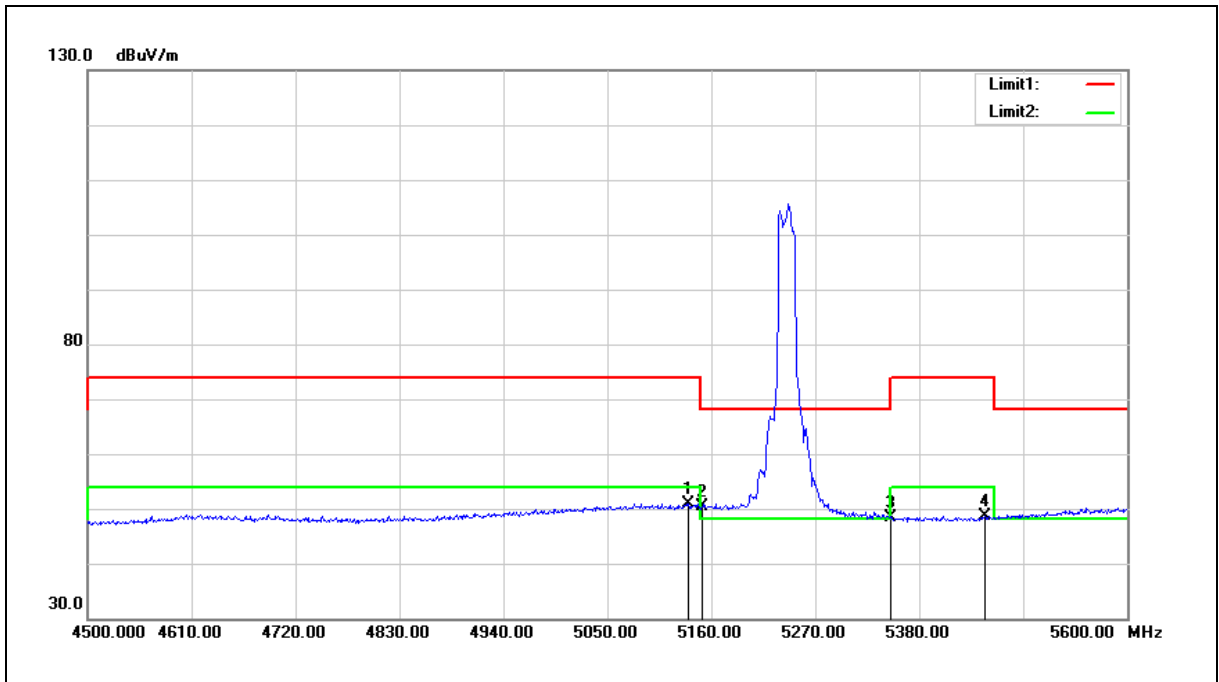
No.	Frequency (MHz)	Reading (dBuV)	Correct Factor (dB/m)	Result (dBuV/m)	Limit (dBuV/m)	Margin (dB)	Remark
1	5138.000	51.38	-0.10	51.28	54.00	-2.72	AVG
2	5150.000	50.37	-0.08	50.29	54.00	-3.71	AVG
3	5350.000	48.08	0.30	48.38	54.00	-5.62	AVG
4	5358.000	48.58	0.31	48.89	54.00	-5.11	AVG

Note:1.Result (dBuV/m) = Correct Factor (dB/m) + Reading(dBuV).

2.Correction factor (dB/m) = Antenna Factor (dB/m) + Cable loss (dB) – Pre-Amplifier gain (dB).

3.When the peak results are less than average limit, so not need to evaluate the average.

Standard:	FCC Part 15.407	Test Distance:	3 m
Test item:	Band edge		
Frequency:	5240 MHz		
Mode:	802.11a		
Ant.Polar.:	Vertical		



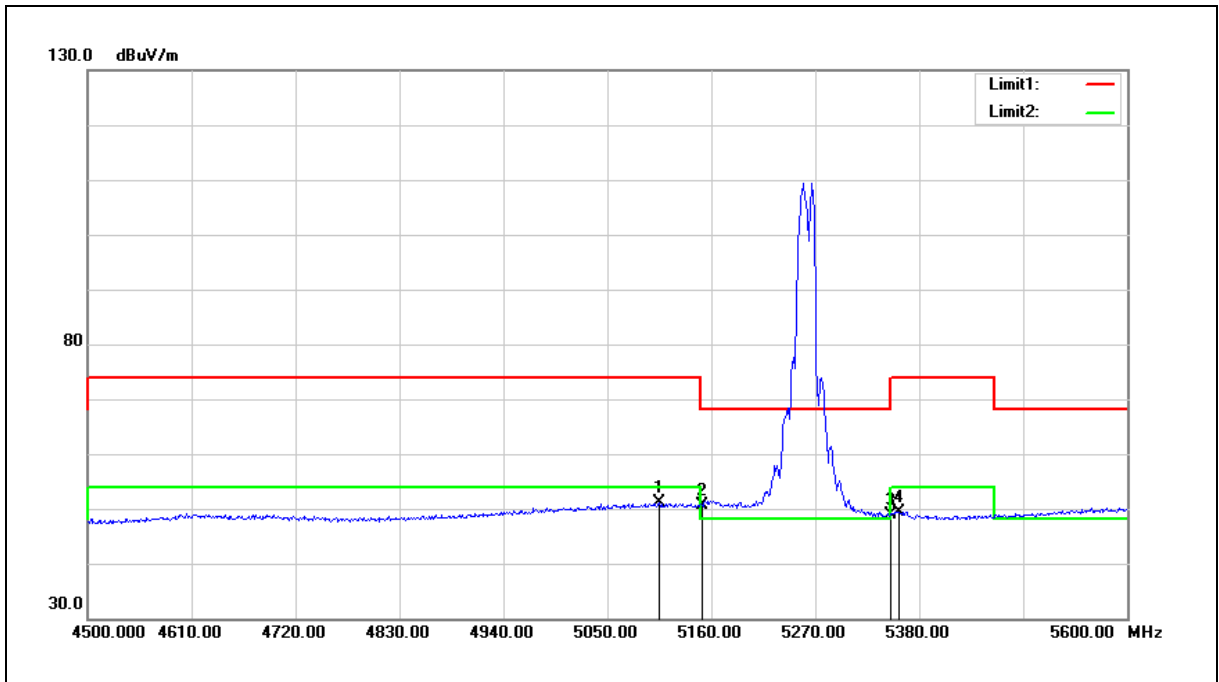
No.	Frequency (MHz)	Reading (dBuV)	Correct Factor (dB/m)	Result (dBuV/m)	Limit (dBuV/m)	Margin (dB)	Remark
1	5135.800	51.09	-0.10	50.99	54.00	-3.01	AVG
2	5150.000	50.35	-0.08	50.27	54.00	-3.73	AVG
3	5350.000	47.99	0.30	48.29	54.00	-5.71	AVG
4	5449.300	48.20	0.48	48.68	54.00	-5.32	AVG

Note:1.Result (dBuV/m) = Correct Factor (dB/m) + Reading(dBuV).

2.Correction factor (dB/m) = Antenna Factor (dB/m) + Cable loss (dB) – Pre-Amplifier gain (dB).

3.When the peak results are less than average limit, so not need to evaluate the average.

Standard:	FCC Part 15.407	Test Distance:	3 m
Test item:	Band edge		
Frequency:	5260 MHz		
Mode:	802.11a		
Ant.Polar.:	Horizontal		



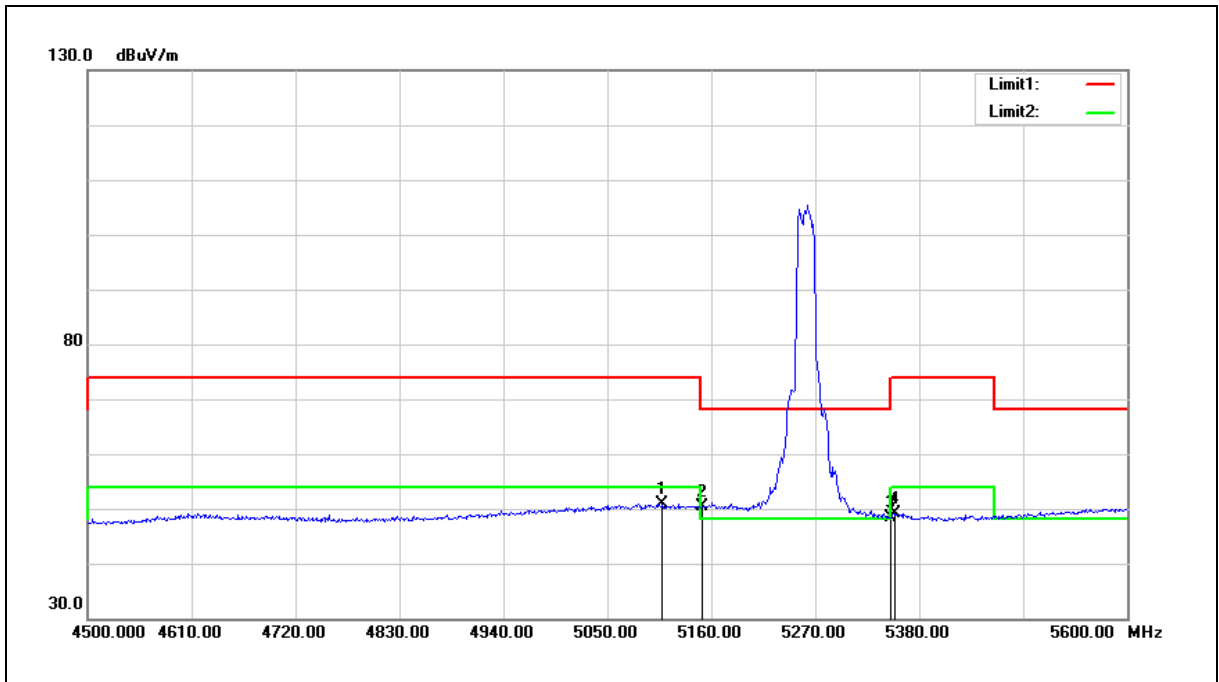
No.	Frequency (MHz)	Reading (dBuV)	Correct Factor (dB/m)	Result (dBuV/m)	Limit (dBuV/m)	Margin (dB)	Remark
1	5105.000	51.18	-0.16	51.02	54.00	-2.98	AVG
2	5150.000	50.65	-0.08	50.57	54.00	-3.43	AVG
3	5350.000	48.70	0.30	49.00	54.00	-5.00	AVG
4	5359.100	49.19	0.31	49.50	54.00	-4.50	AVG

Note:1.Result (dBuV/m) = Correct Factor (dB/m) + Reading(dBuV).

2.Correction factor (dB/m) = Antenna Factor (dB/m) + Cable loss (dB) – Pre-Amplifier gain (dB).

3.When the peak results are less than average limit, so not need to evaluate the average.

Standard:	FCC Part 15.407	Test Distance:	3 m
Test item:	Band edge		
Frequency:	5260 MHz		
Mode:	802.11a		
Ant.Polar.:	Vertical		



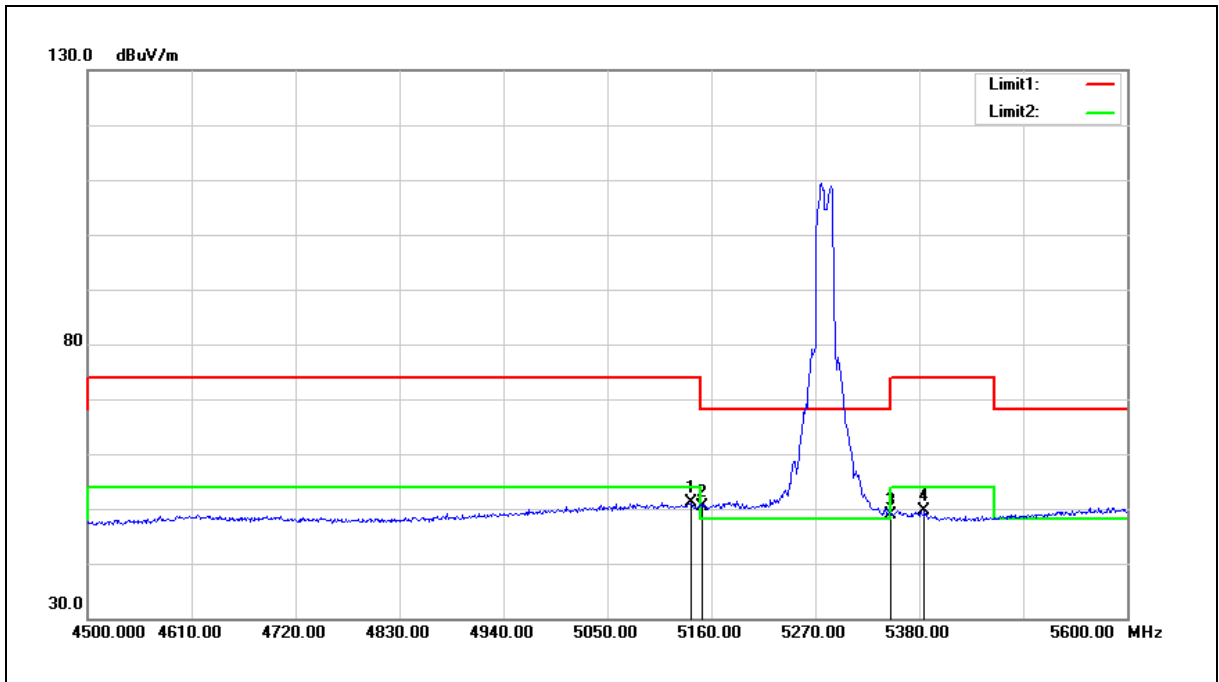
No.	Frequency (MHz)	Reading (dBuV)	Correct Factor (dB/m)	Result (dBuV/m)	Limit (dBuV/m)	Margin (dB)	Remark
1	5108.300	51.10	-0.15	50.95	54.00	-3.05	AVG
2	5150.000	50.46	-0.08	50.38	54.00	-3.62	AVG
3	5350.000	48.04	0.30	48.34	54.00	-5.66	AVG
4	5353.600	48.85	0.30	49.15	54.00	-4.85	AVG

Note: 1.Result (dBuV/m) = Correct Factor (dB/m) + Reading(dBuV).

2.Correction factor (dB/m) = Antenna Factor (dB/m) + Cable loss (dB) – Pre-Amplifier gain (dB).

3.When the peak results are less than average limit, so not need to evaluate the average.

Standard:	FCC Part 15.407	Test Distance:	3 m
Test item:	Band edge		
Frequency:	5280 MHz		
Mode:	802.11a		
Ant.Polar.:	Horizontal		



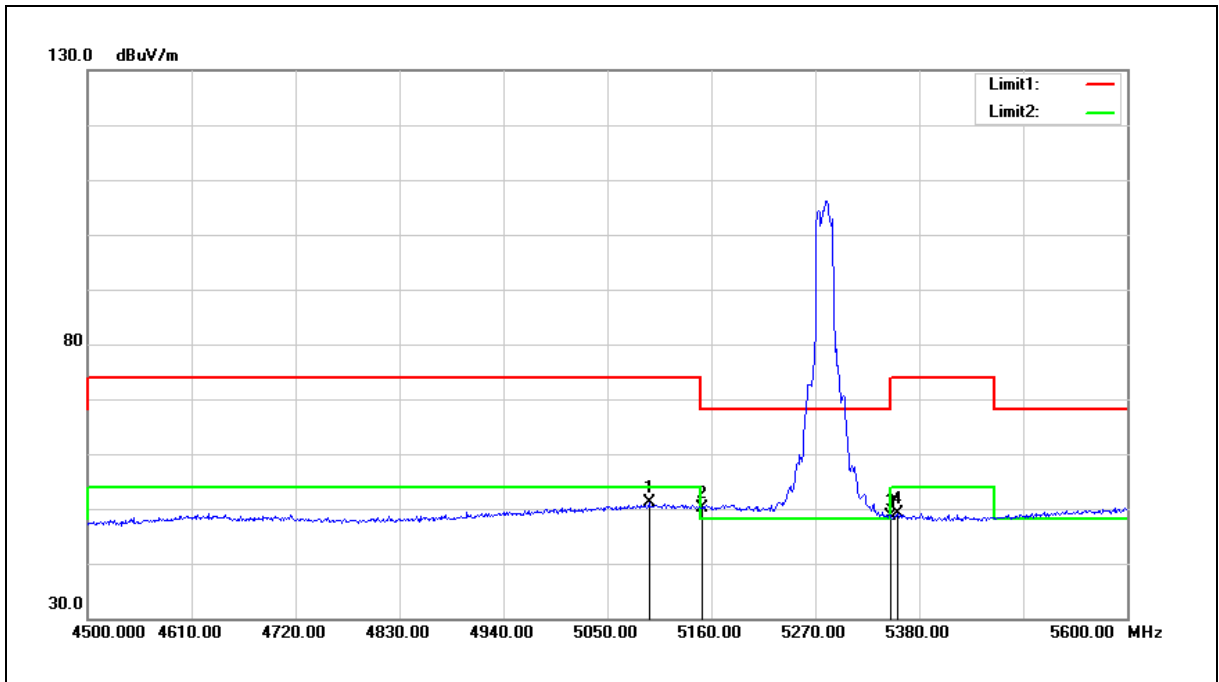
No.	Frequency (MHz)	Reading (dBuV)	Correct Factor (dB/m)	Result (dBuV/m)	Limit (dBuV/m)	Margin (dB)	Remark
1	5139.100	51.13	-0.10	51.03	54.00	-2.97	AVG
2	5150.000	50.49	-0.08	50.41	54.00	-3.59	AVG
3	5350.000	48.49	0.30	48.79	54.00	-5.21	AVG
4	5385.500	49.16	0.36	49.52	54.00	-4.48	AVG

Note:1.Result (dBuV/m) = Correct Factor (dB/m) + Reading(dBuV).

2.Correction factor (dB/m) = Antenna Factor (dB/m) + Cable loss (dB) – Pre-Amplifier gain (dB).

3.When the peak results are less than average limit, so not need to evaluate the average.

Standard:	FCC Part 15.407	Test Distance:	3 m
Test item:	Band edge		
Frequency:	5280 MHz		
Mode:	802.11a		
Ant.Polar.:	Vertical		



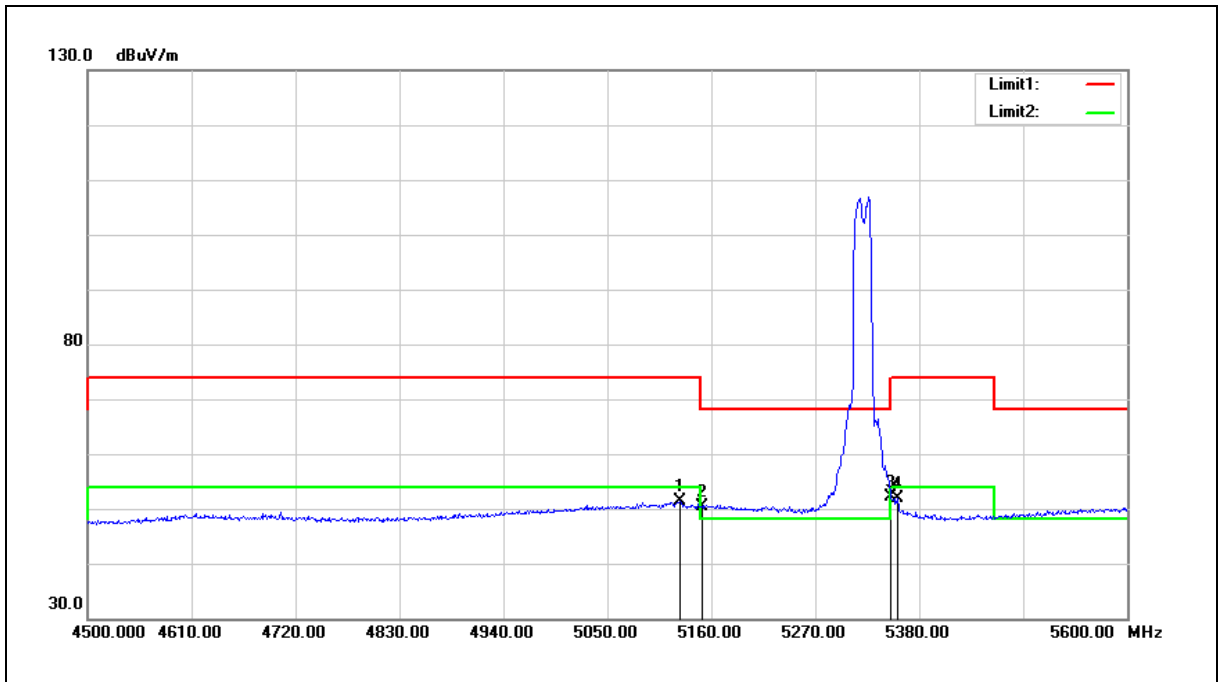
No.	Frequency (MHz)	Reading (dBuV)	Correct Factor (dB/m)	Result (dBuV/m)	Limit (dBuV/m)	Margin (dB)	Remark
1	5094.000	51.20	-0.18	51.02	54.00	-2.98	AVG
2	5150.000	50.27	-0.08	50.19	54.00	-3.81	AVG
3	5350.000	48.31	0.30	48.61	54.00	-5.39	AVG
4	5356.900	48.80	0.31	49.11	54.00	-4.89	AVG

Note:1.Result (dBuV/m) = Correct Factor (dB/m) + Reading(dBuV).

2.Correction factor (dB/m) = Antenna Factor (dB/m) + Cable loss (dB) – Pre-Amplifier gain (dB).

3.When the peak results are less than average limit, so not need to evaluate the average.

Standard:	FCC Part 15.407	Test Distance:	3 m
Test item:	Band edge		
Frequency:	5320 MHz		
Mode:	802.11a		
Ant.Polar.:	Horizontal		



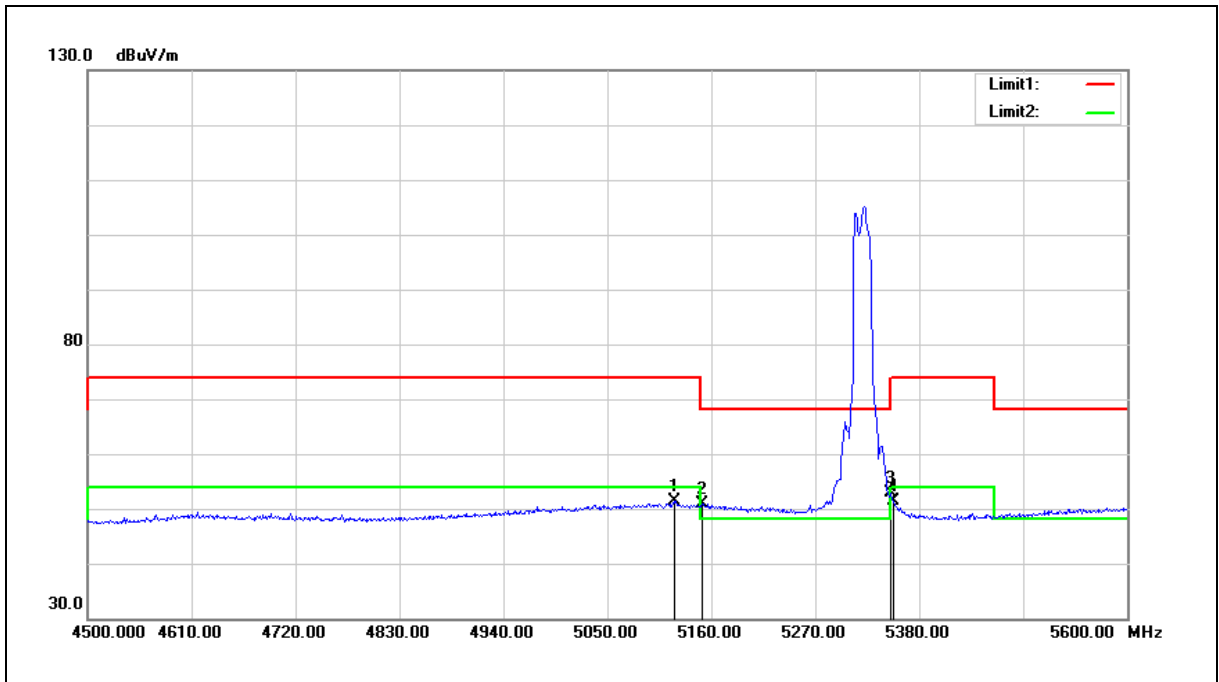
No.	Frequency (MHz)	Reading (dBuV)	Correct Factor (dB/m)	Result (dBuV/m)	Limit (dBuV/m)	Margin (dB)	Remark
1	5127.000	51.45	-0.13	51.32	54.00	-2.68	AVG
2	5150.000	50.46	-0.08	50.38	54.00	-3.62	AVG
3	5350.000	51.73	0.30	52.03	54.00	-1.97	AVG
4	5356.900	51.60	0.31	51.91	54.00	-2.09	AVG

Note:1.Result (dBuV/m) = Correct Factor (dB/m) + Reading(dBuV).

2.Correction factor (dB/m) = Antenna Factor (dB/m) + Cable loss (dB) – Pre-Amplifier gain (dB).

3.When the peak results are less than average limit, so not need to evaluate the average.

Standard:	FCC Part 15.407	Test Distance:	3 m
Test item:	Band edge		
Frequency:	5320 MHz		
Mode:	802.11a		
Ant.Polar.:	Vertical		



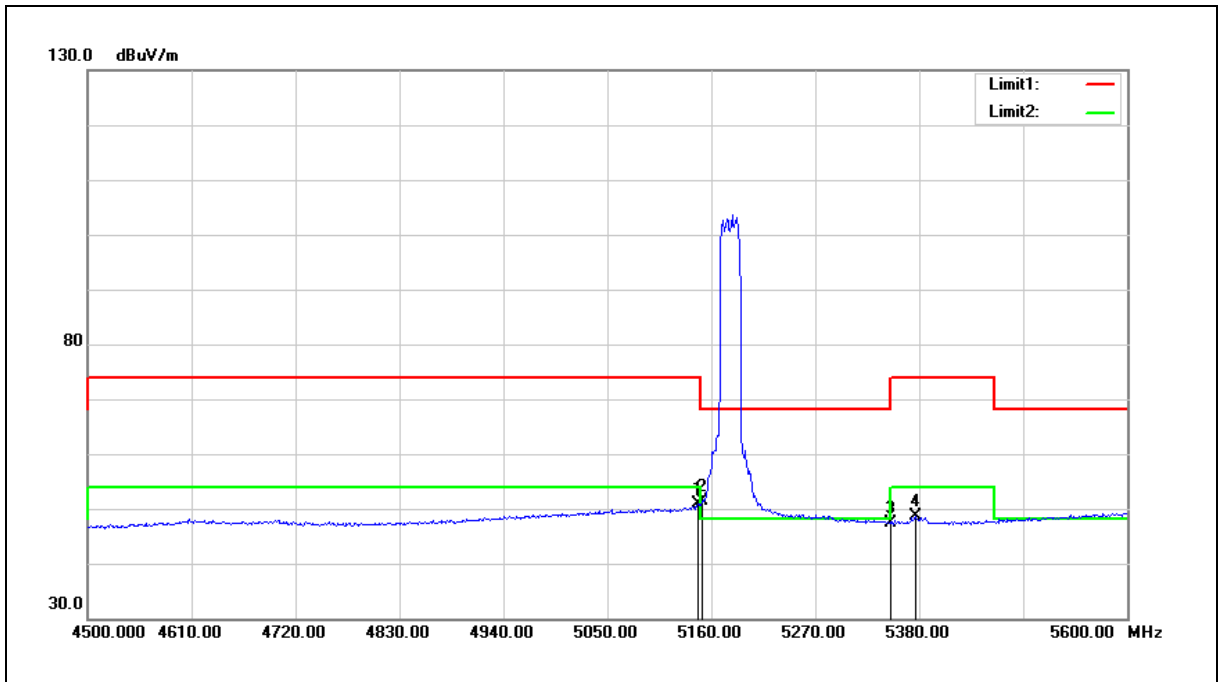
No.	Frequency (MHz)	Reading (dBuV)	Correct Factor (dB/m)	Result (dBuV/m)	Limit (dBuV/m)	Margin (dB)	Remark
1	5120.400	51.46	-0.13	51.33	54.00	-2.67	AVG
2	5150.000	50.89	-0.08	50.81	54.00	-3.19	AVG
3	5350.000	52.51	0.30	52.81	54.00	-1.19	AVG
4	5352.500	51.02	0.30	51.32	54.00	-2.68	AVG

Note:1.Result (dBuV/m) = Correct Factor (dB/m) + Reading(dBuV).

2.Correction factor (dB/m) = Antenna Factor (dB/m) + Cable loss (dB) – Pre-Amplifier gain (dB).

3.When the peak results are less than average limit, so not need to evaluate the average.

Standard:	FCC Part 15.407	Test Distance:	3 m
Test item:	Band edge		
Frequency:	5180 MHz		
Mode:	802.11ax HE20		
Ant.Polar.:	Horizontal		



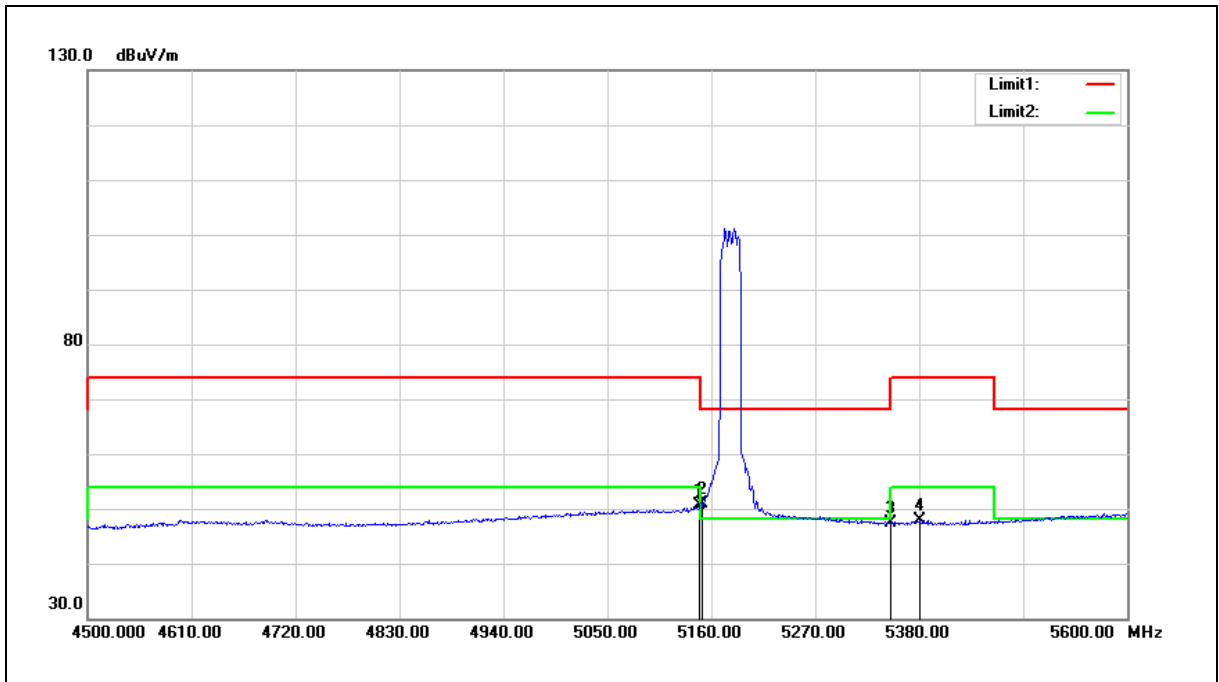
No.	Frequency (MHz)	Reading (dBuV)	Correct Factor (dB/m)	Result (dBuV/m)	Limit (dBuV/m)	Margin (dB)	Remark
1	5145.700	50.97	-0.08	50.89	54.00	-3.11	AVG
2	5150.000	51.37	-0.08	51.29	54.00	-2.71	AVG
3	5350.000	47.10	0.30	47.40	54.00	-6.60	AVG
4	5375.600	48.26	0.34	48.60	54.00	-5.40	AVG

Note:1.Result (dBuV/m) = Correct Factor (dB/m) + Reading(dBuV).

2.Correction factor (dB/m) = Antenna Factor (dB/m) + Cable loss (dB) – Pre-Amplifier gain (dB).

3.When the peak results are less than average limit, so not need to evaluate the average.

Standard:	FCC Part 15.407	Test Distance:	3 m
Test item:	Band edge		
Frequency:	5180 MHz		
Mode:	802.11ax HE20		
Ant.Polar.:	Vertical		



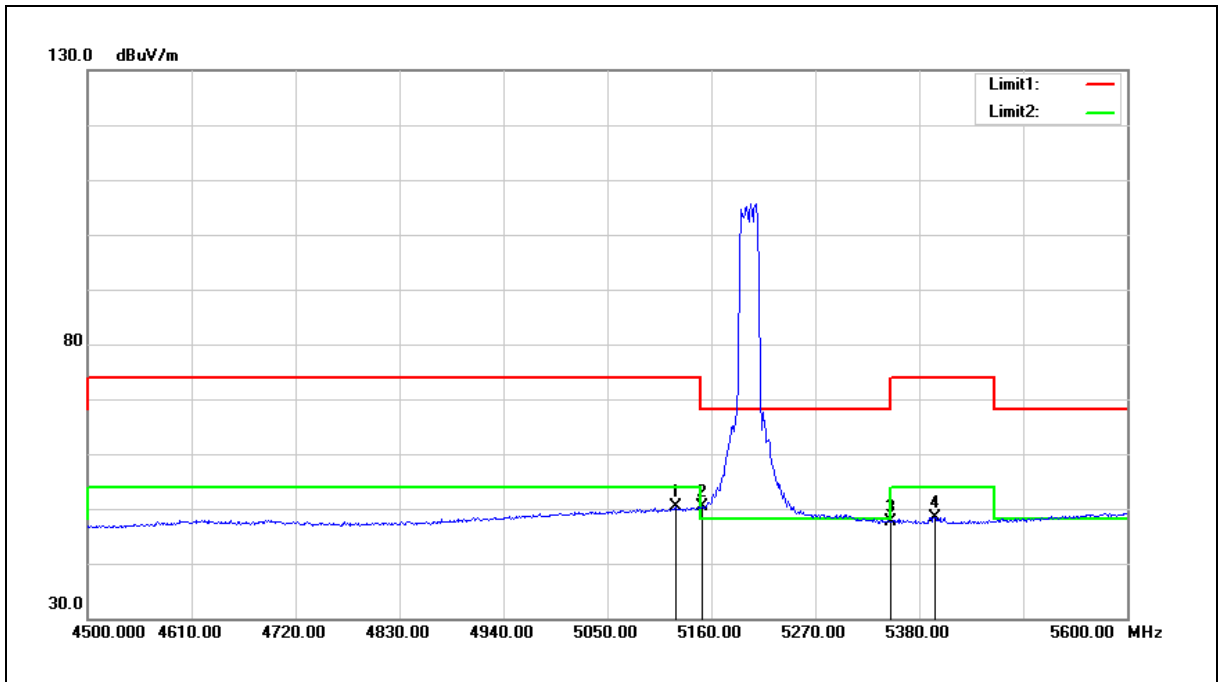
No.	Frequency (MHz)	Reading (dBuV)	Correct Factor (dB/m)	Result (dBuV/m)	Limit (dBuV/m)	Margin (dB)	Remark
1	5147.900	50.66	-0.08	50.58	54.00	-3.42	AVG
2	5150.000	51.04	-0.08	50.96	54.00	-3.04	AVG
3	5350.000	47.00	0.30	47.30	54.00	-6.70	AVG
4	5380.000	47.64	0.35	47.99	54.00	-6.01	AVG

Note:1.Result (dBuV/m) = Correct Factor (dB/m) + Reading(dBuV).

2.Correction factor (dB/m) = Antenna Factor (dB/m) + Cable loss (dB) – Pre-Amplifier gain (dB).

3.When the peak results are less than average limit, so not need to evaluate the average.

Standard:	FCC Part 15.407	Test Distance:	3 m
Test item:	Band edge		
Frequency:	5200 MHz		
Mode:	802.11ax HE20		
Ant.Polar.:	Horizontal		



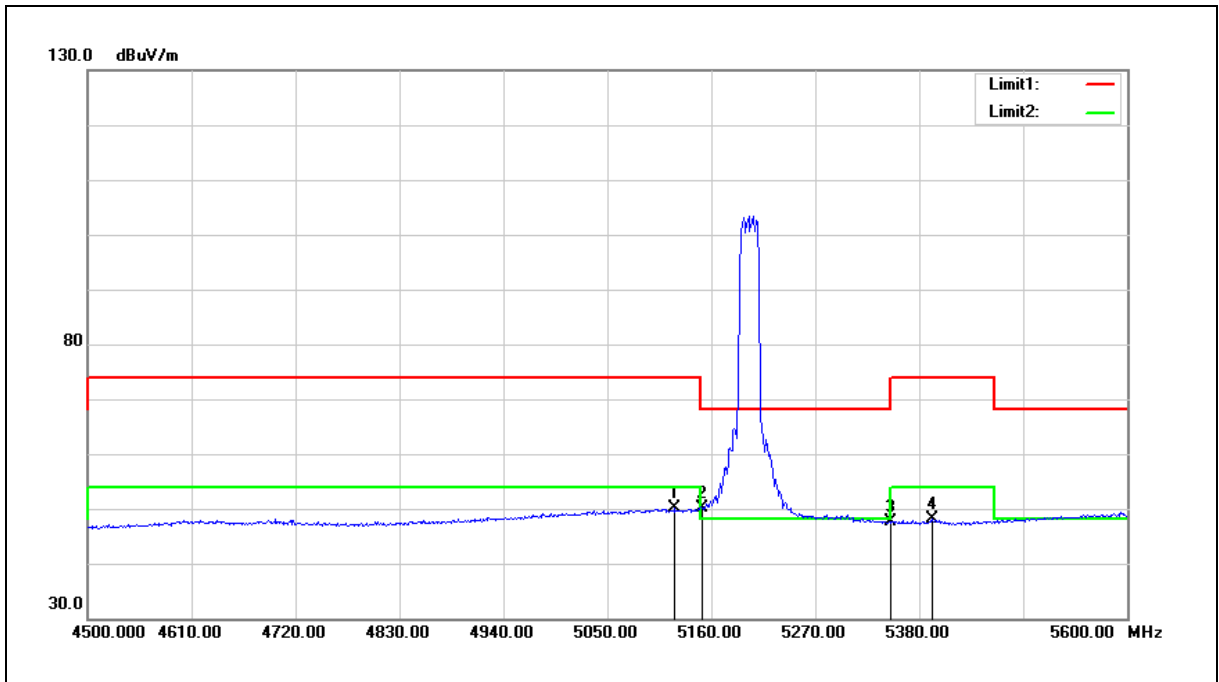
No.	Frequency (MHz)	Reading (dBuV)	Correct Factor (dB/m)	Result (dBuV/m)	Limit (dBuV/m)	Margin (dB)	Remark
1	5122.600	50.49	-0.13	50.36	54.00	-3.64	AVG
2	5150.000	50.46	-0.08	50.38	54.00	-3.62	AVG
3	5350.000	47.33	0.30	47.63	54.00	-6.37	AVG
4	5396.500	48.11	0.38	48.49	54.00	-5.51	AVG

Note:1.Result (dBuV/m) = Correct Factor (dB/m) + Reading(dBuV).

2.Correction factor (dB/m) = Antenna Factor (dB/m) + Cable loss (dB) – Pre-Amplifier gain (dB).

3.When the peak results are less than average limit, so not need to evaluate the average.

Standard:	FCC Part 15.407	Test Distance:	3 m
Test item:	Band edge		
Frequency:	5200 MHz		
Mode:	802.11ax HE20		
Ant.Polar.:	Vertical		



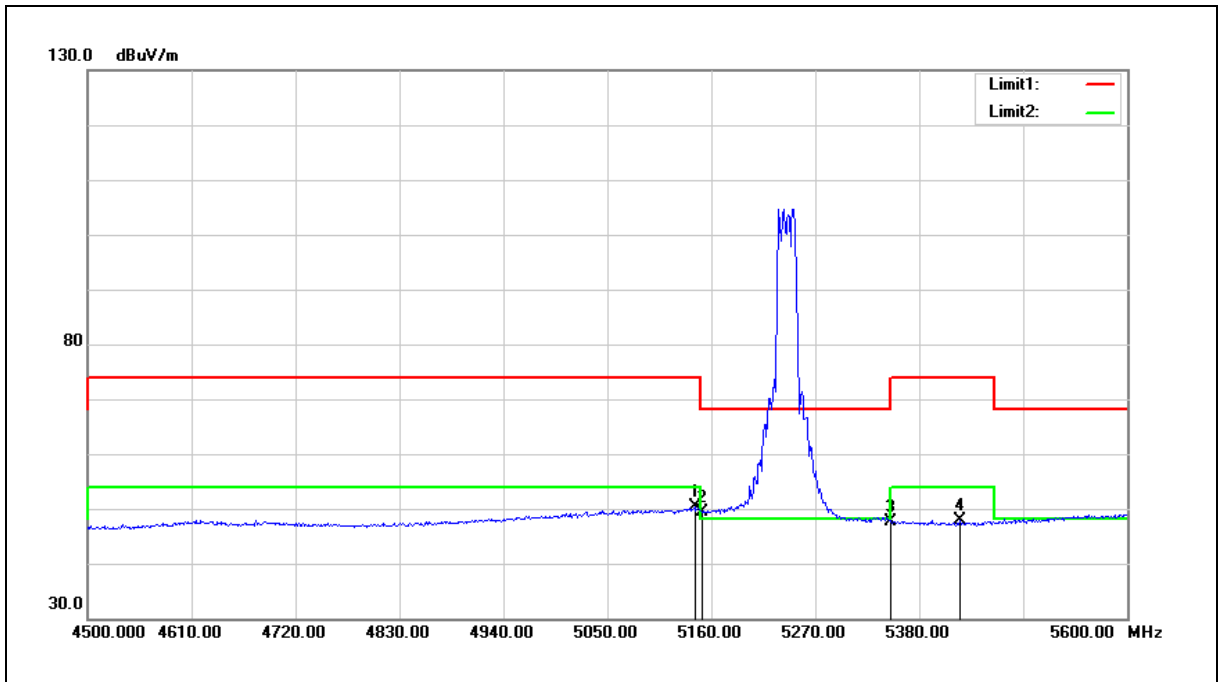
No.	Frequency (MHz)	Reading (dBuV)	Correct Factor (dB/m)	Result (dBuV/m)	Limit (dBuV/m)	Margin (dB)	Remark
1	5121.500	50.14	-0.13	50.01	54.00	-3.99	AVG
2	5150.000	50.21	-0.08	50.13	54.00	-3.87	AVG
3	5350.000	47.42	0.30	47.72	54.00	-6.28	AVG
4	5393.200	47.75	0.37	48.12	54.00	-5.88	AVG

Note:1.Result (dBuV/m) = Correct Factor (dB/m) + Reading(dBuV).

2.Correction factor (dB/m) = Antenna Factor (dB/m) + Cable loss (dB) – Pre-Amplifier gain (dB).

3.When the peak results are less than average limit, so not need to evaluate the average.

Standard:	FCC Part 15.407	Test Distance:	3 m
Test item:	Band edge		
Frequency:	5240 MHz		
Mode:	802.11ax HE20		
Ant.Polar.:	Horizontal		



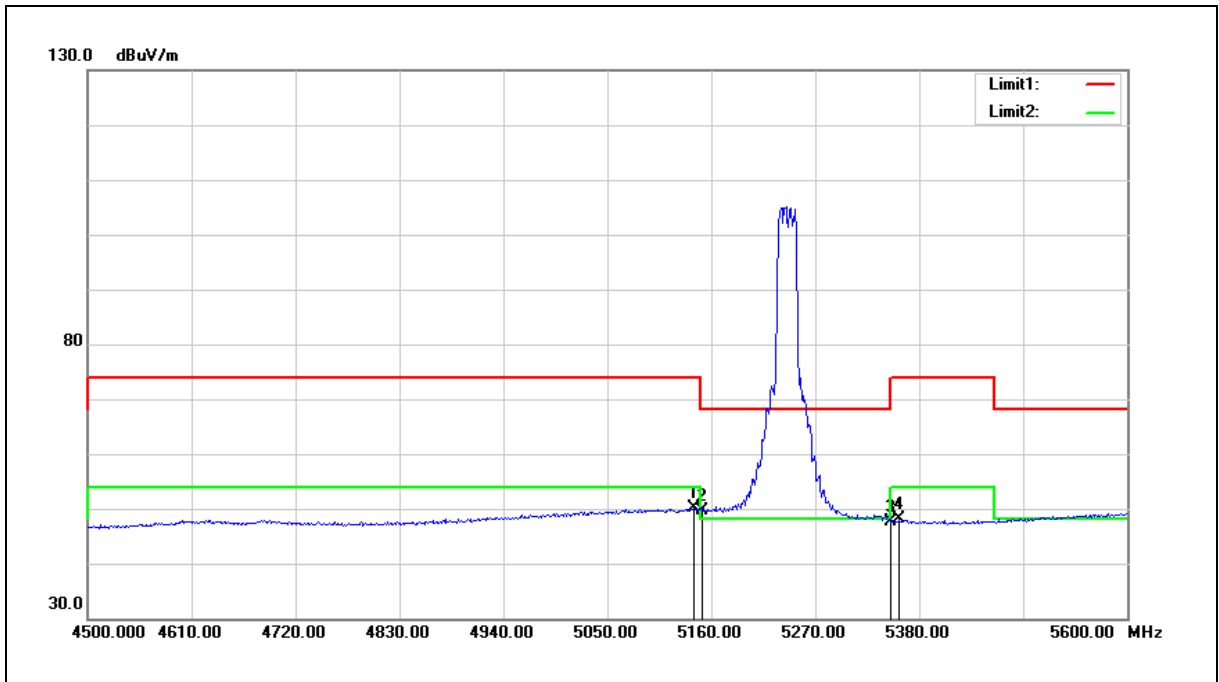
No.	Frequency (MHz)	Reading (dBuV)	Correct Factor (dB/m)	Result (dBuV/m)	Limit (dBuV/m)	Margin (dB)	Remark
1	5142.400	50.39	-0.10	50.29	54.00	-3.71	AVG
2	5150.000	49.46	-0.08	49.38	54.00	-4.62	AVG
3	5350.000	47.26	0.30	47.56	54.00	-6.44	AVG
4	5422.900	47.34	0.43	47.77	54.00	-6.23	AVG

Note:1.Result (dBuV/m) = Correct Factor (dB/m) + Reading(dBuV).

2.Correction factor (dB/m) = Antenna Factor (dB/m) + Cable loss (dB) – Pre-Amplifier gain (dB).

3.When the peak results are less than average limit, so not need to evaluate the average.

Standard:	FCC Part 15.407	Test Distance:	3 m
Test item:	Band edge		
Frequency:	5240 MHz		
Mode:	802.11ax HE20		
Ant.Polar.:	Vertical		



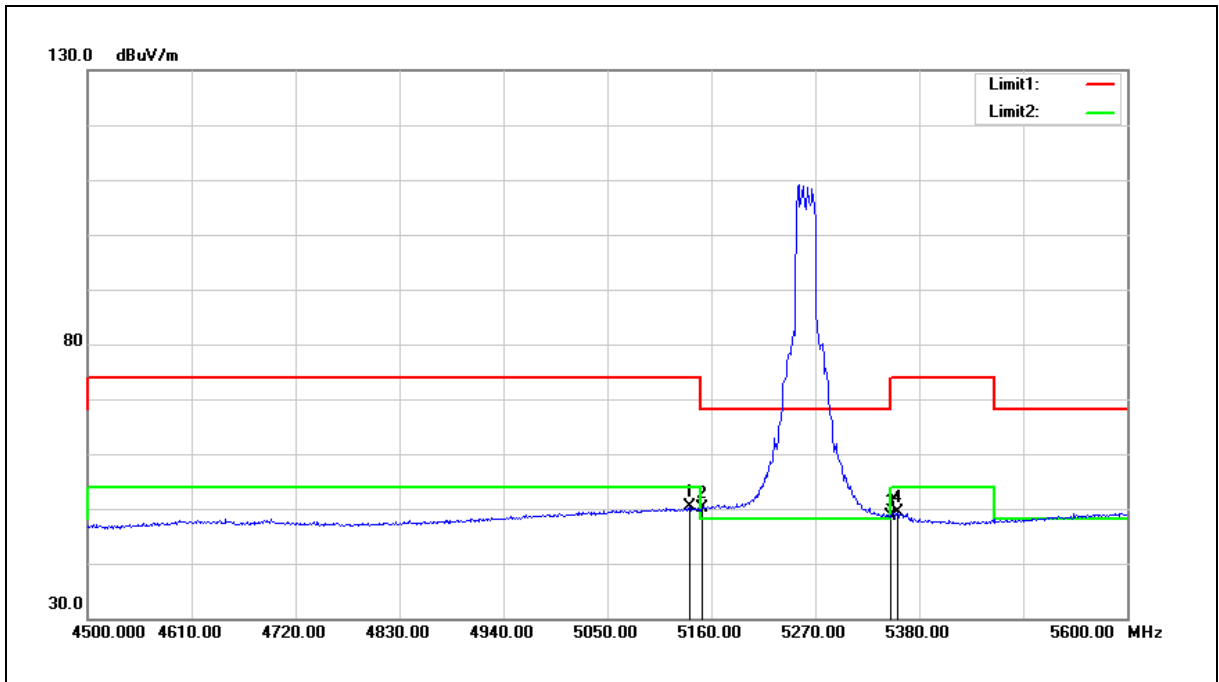
No.	Frequency (MHz)	Reading (dBuV)	Correct Factor (dB/m)	Result (dBuV/m)	Limit (dBuV/m)	Margin (dB)	Remark
1	5141.300	50.25	-0.10	50.15	54.00	-3.85	AVG
2	5150.000	49.78	-0.08	49.70	54.00	-4.30	AVG
3	5350.000	47.42	0.30	47.72	54.00	-6.28	AVG
4	5359.100	47.72	0.31	48.03	54.00	-5.97	AVG

Note:1.Result (dBuV/m) = Correct Factor (dB/m) + Reading(dBuV).

2.Correction factor (dB/m) = Antenna Factor (dB/m) + Cable loss (dB) – Pre-Amplifier gain (dB).

3.When the peak results are less than average limit, so not need to evaluate the average.

Standard:	FCC Part 15.407	Test Distance:	3 m
Test item:	Band edge		
Frequency:	5260 MHz		
Mode:	802.11ax HE20		
Ant.Polar.:	Horizontal		



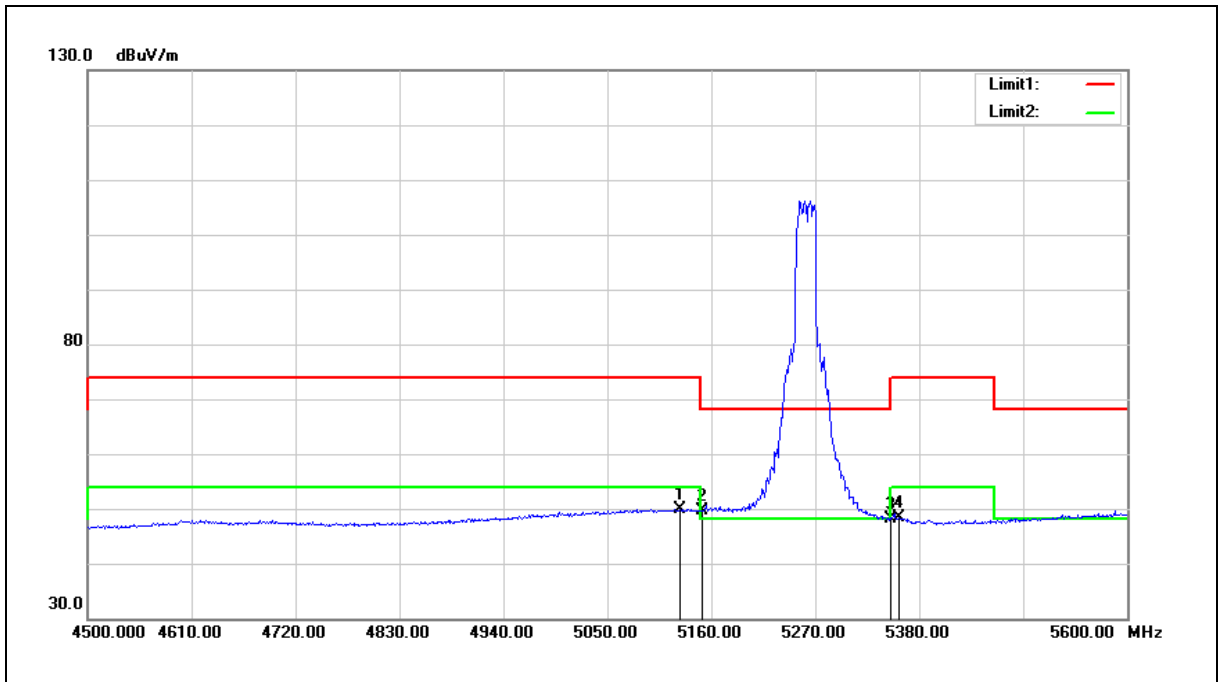
No.	Frequency (MHz)	Reading (dBuV)	Correct Factor (dB/m)	Result (dBuV/m)	Limit (dBuV/m)	Margin (dB)	Remark
1	5136.900	50.40	-0.10	50.30	54.00	-3.70	AVG
2	5150.000	50.13	-0.08	50.05	54.00	-3.95	AVG
3	5350.000	48.37	0.30	48.67	54.00	-5.33	AVG
4	5356.900	49.06	0.31	49.37	54.00	-4.63	AVG

Note:1.Result (dBuV/m) = Correct Factor (dB/m) + Reading(dBuV).

2.Correction factor (dB/m) = Antenna Factor (dB/m) + Cable loss (dB) – Pre-Amplifier gain (dB).

3.When the peak results are less than average limit, so not need to evaluate the average.

Standard:	FCC Part 15.407	Test Distance:	3 m
Test item:	Band edge		
Frequency:	5260 MHz		
Mode:	802.11ax HE20		
Ant.Polar.:	Vertical		



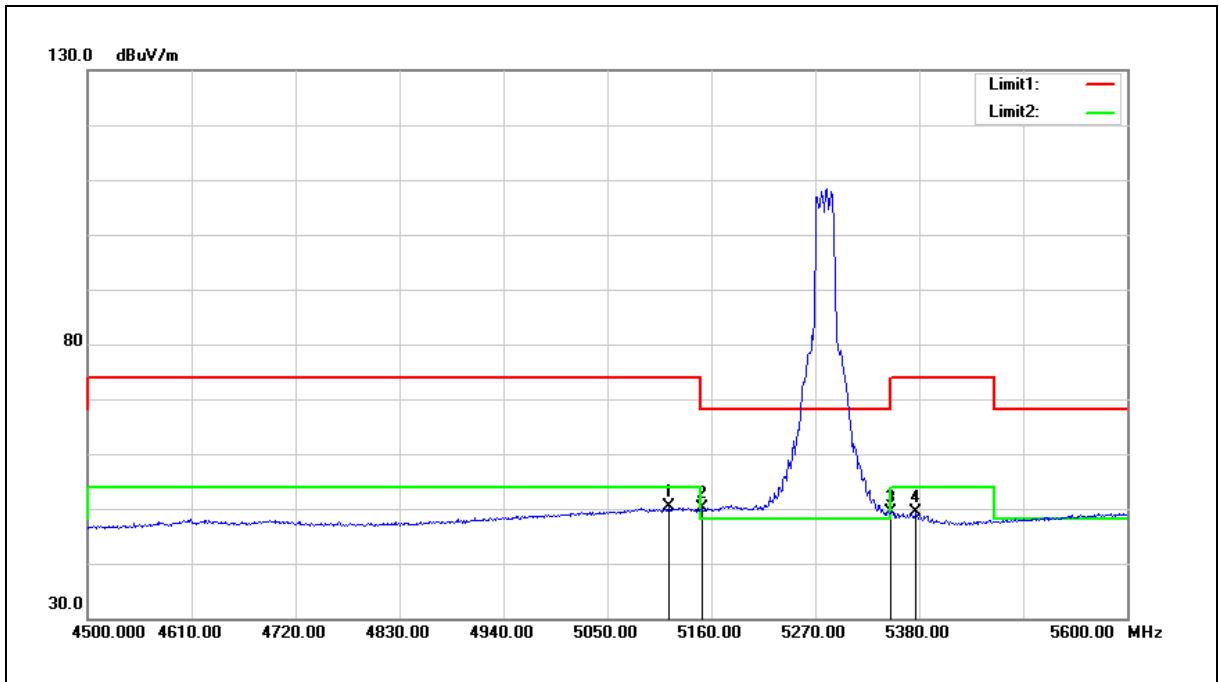
No.	Frequency (MHz)	Reading (dBuV)	Correct Factor (dB/m)	Result (dBuV/m)	Limit (dBuV/m)	Margin (dB)	Remark
1	5127.000	50.05	-0.13	49.92	54.00	-4.08	AVG
2	5150.000	49.67	-0.08	49.59	54.00	-4.41	AVG
3	5350.000	47.95	0.30	48.25	54.00	-5.75	AVG
4	5358.000	48.19	0.31	48.50	54.00	-5.50	AVG

Note:1.Result (dBuV/m) = Correct Factor (dB/m) + Reading(dBuV).

2.Correction factor (dB/m) = Antenna Factor (dB/m) + Cable loss (dB) – Pre-Amplifier gain (dB).

3.When the peak results are less than average limit, so not need to evaluate the average.

Standard:	FCC Part 15.407	Test Distance:	3 m
Test item:	Band edge		
Frequency:	5280 MHz		
Mode:	802.11ax HE20		
Ant.Polar.:	Horizontal		



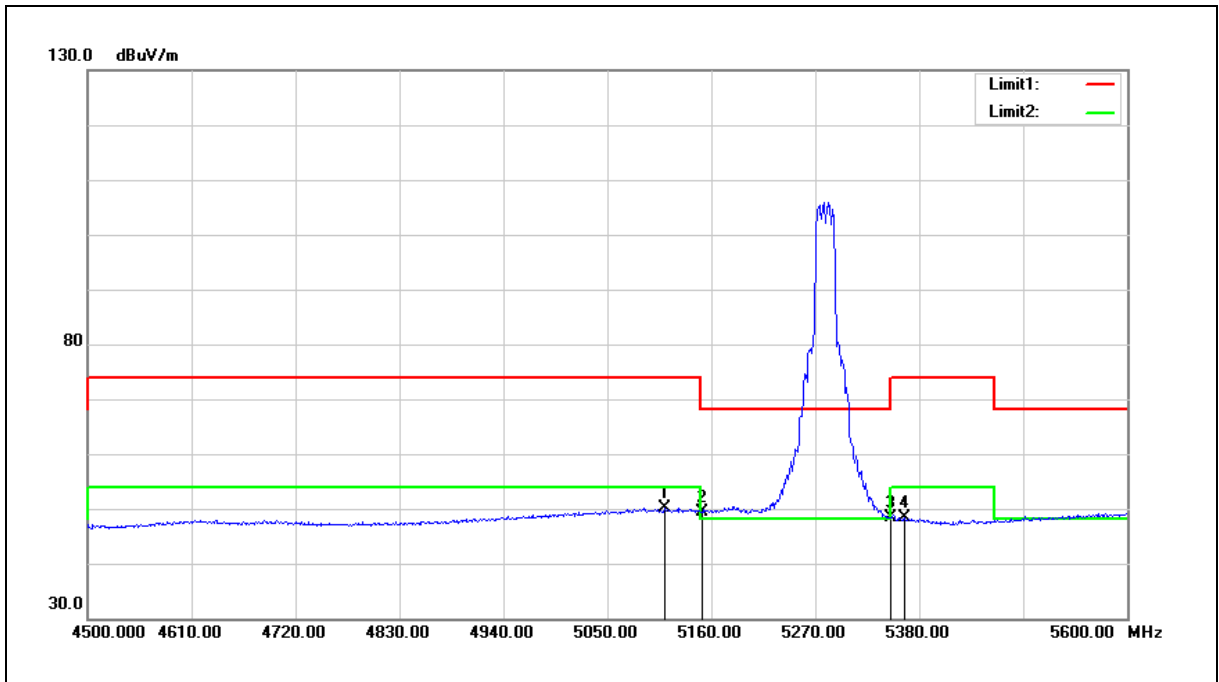
No.	Frequency (MHz)	Reading (dBuV)	Correct Factor (dB/m)	Result (dBuV/m)	Limit (dBuV/m)	Margin (dB)	Remark
1	5114.900	50.46	-0.15	50.31	54.00	-3.69	AVG
2	5150.000	50.15	-0.08	50.07	54.00	-3.93	AVG
3	5350.000	49.06	0.30	49.36	54.00	-4.64	AVG
4	5376.700	48.96	0.34	49.30	54.00	-4.70	AVG

Note:1.Result (dBuV/m) = Correct Factor (dB/m) + Reading(dBuV).

2.Correction factor (dB/m) = Antenna Factor (dB/m) + Cable loss (dB) – Pre-Amplifier gain (dB).

3.When the peak results are less than average limit, so not need to evaluate the average.

Standard:	FCC Part 15.407	Test Distance:	3 m
Test item:	Band edge		
Frequency:	5280 MHz		
Mode:	802.11ax HE20		
Ant.Polar.:	Vertical		



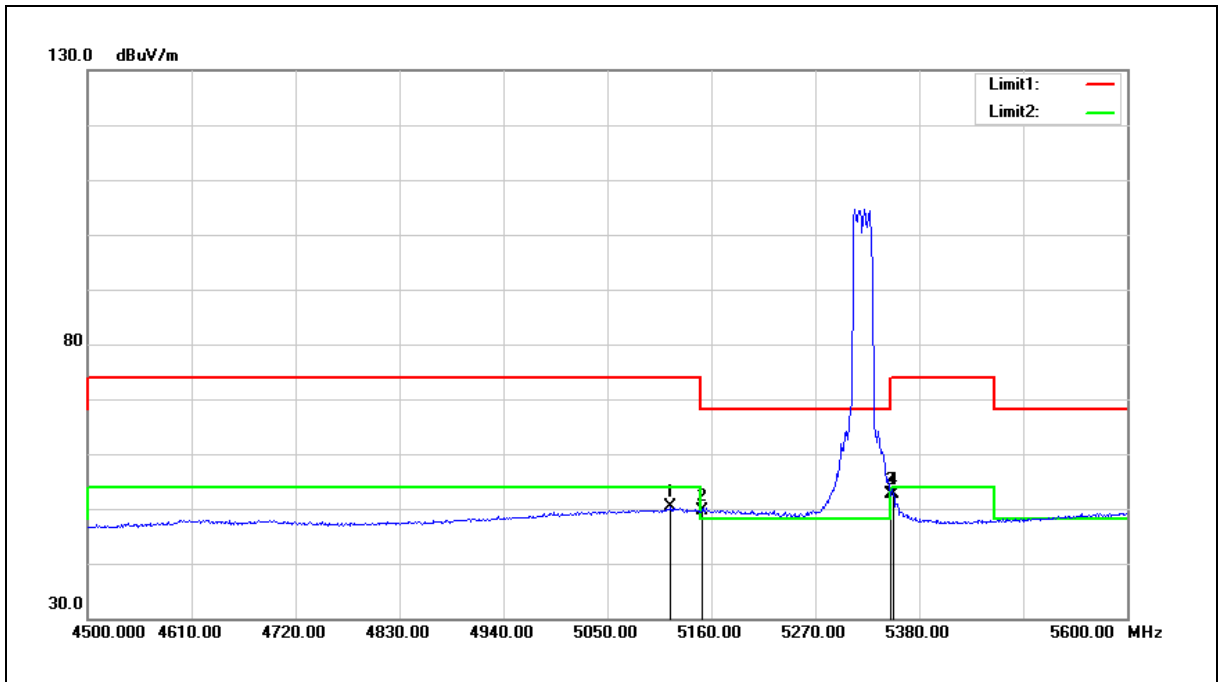
No.	Frequency (MHz)	Reading (dBuV)	Correct Factor (dB/m)	Result (dBuV/m)	Limit (dBuV/m)	Margin (dB)	Remark
1	5110.500	50.39	-0.15	50.24	54.00	-3.76	AVG
2	5150.000	49.57	-0.08	49.49	54.00	-4.51	AVG
3	5350.000	48.13	0.30	48.43	54.00	-5.57	AVG
4	5364.600	48.07	0.32	48.39	54.00	-5.61	AVG

Note:1.Result (dBuV/m) = Correct Factor (dB/m) + Reading(dBuV).

2.Correction factor (dB/m) = Antenna Factor (dB/m) + Cable loss (dB) – Pre-Amplifier gain (dB).

3.When the peak results are less than average limit, so not need to evaluate the average.

Standard:	FCC Part 15.407	Test Distance:	3 m
Test item:	Band edge		
Frequency:	5320 MHz		
Mode:	802.11ax HE20		
Ant.Polar.:	Horizontal		



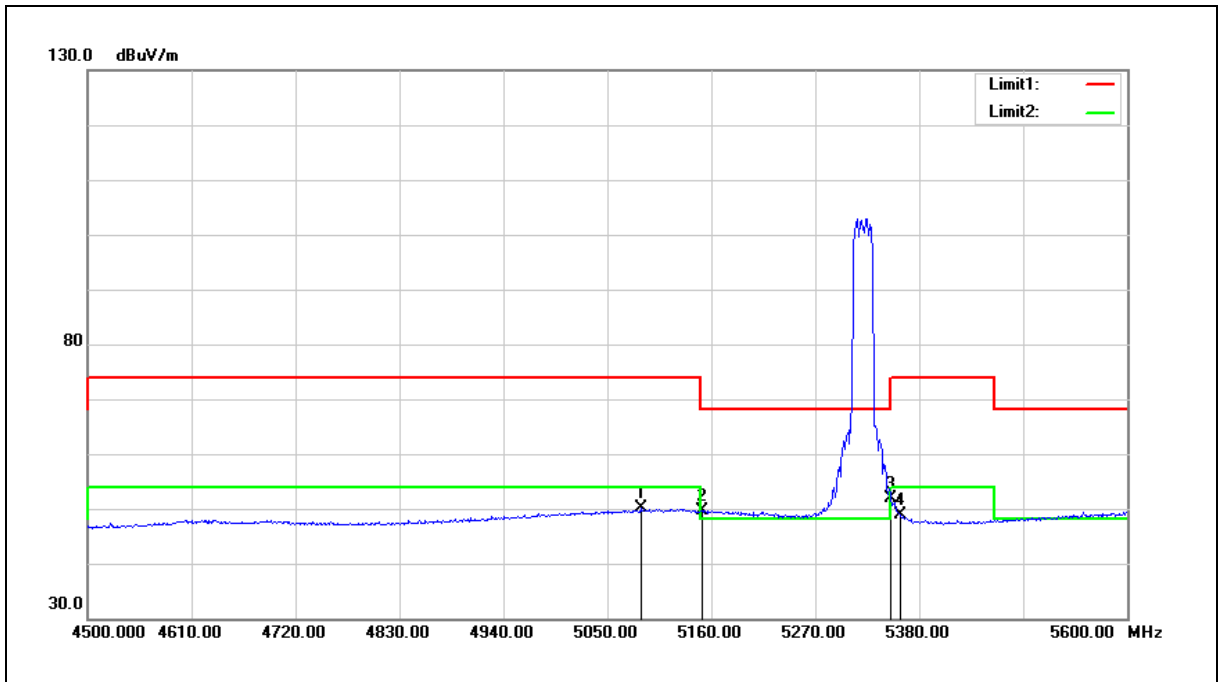
No.	Frequency (MHz)	Reading (dBuV)	Correct Factor (dB/m)	Result (dBuV/m)	Limit (dBuV/m)	Margin (dB)	Remark
1	5117.100	50.42	-0.14	50.28	54.00	-3.72	AVG
2	5150.000	49.67	-0.08	49.59	54.00	-4.41	AVG
3	5350.000	52.28	0.30	52.58	54.00	-1.42	AVG
4	5352.500	52.34	0.30	52.64	54.00	-1.36	AVG

Note:1.Result (dBuV/m) = Correct Factor (dB/m) + Reading(dBuV).

2.Correction factor (dB/m) = Antenna Factor (dB/m) + Cable loss (dB) – Pre-Amplifier gain (dB).

3.When the peak results are less than average limit, so not need to evaluate the average.

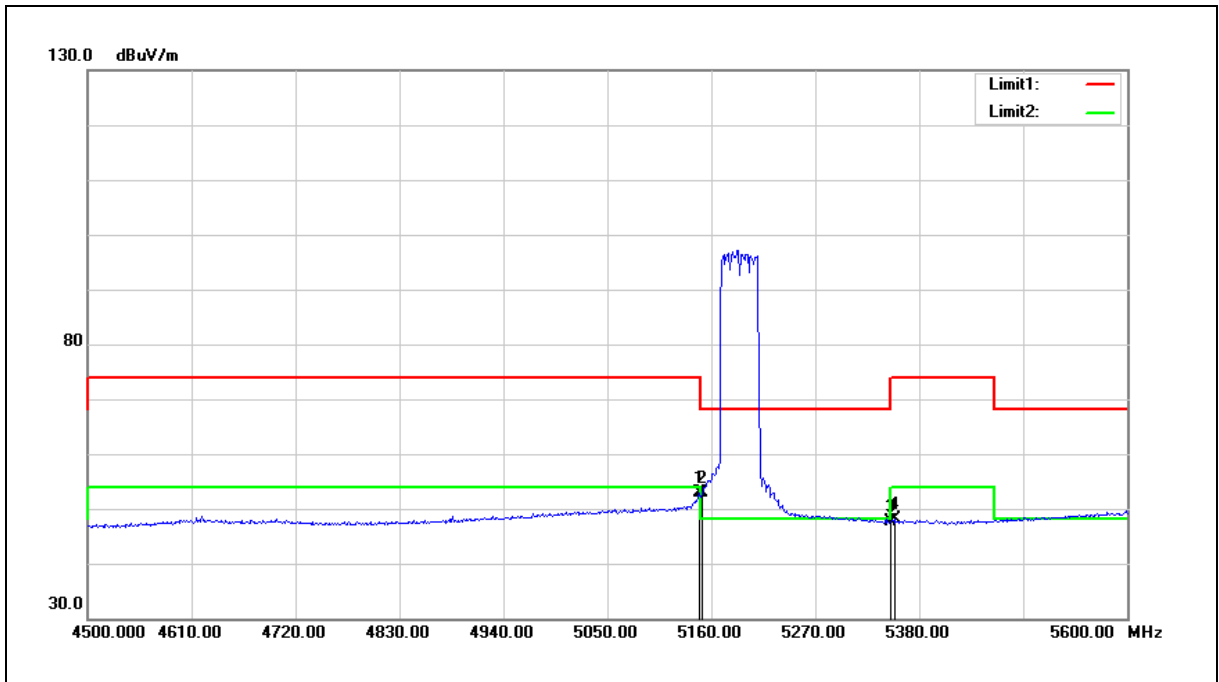
Standard:	FCC Part 15.407	Test Distance:	3 m
Test item:	Band edge		
Frequency:	5320 MHz		
Mode:	802.11ax HE20		
Ant.Polar.:	Vertical		



No.	Frequency (MHz)	Reading (dBuV)	Correct Factor (dB/m)	Result (dBuV/m)	Limit (dBuV/m)	Margin (dB)	Remark
1	5085.200	50.29	-0.20	50.09	54.00	-3.91	AVG
2	5150.000	49.65	-0.08	49.57	54.00	-4.43	AVG
3	5350.000	51.63	0.30	51.93	54.00	-2.07	AVG
4	5360.200	48.57	0.31	48.88	54.00	-5.12	AVG

- Note: 1.Result (dBuV/m) = Correct Factor (dB/m) + Reading(dBuV).
 2.Correction factor (dB/m) = Antenna Factor (dB/m) + Cable loss (dB) – Pre-Amplifier gain (dB).
 3.When the peak results are less than average limit, so not need to evaluate the average.

Standard:	FCC Part 15.407	Test Distance:	3 m
Test item:	Band edge		
Frequency:	5190 MHz		
Mode:	802.11ax HE40		
Ant.Polar.:	Horizontal		



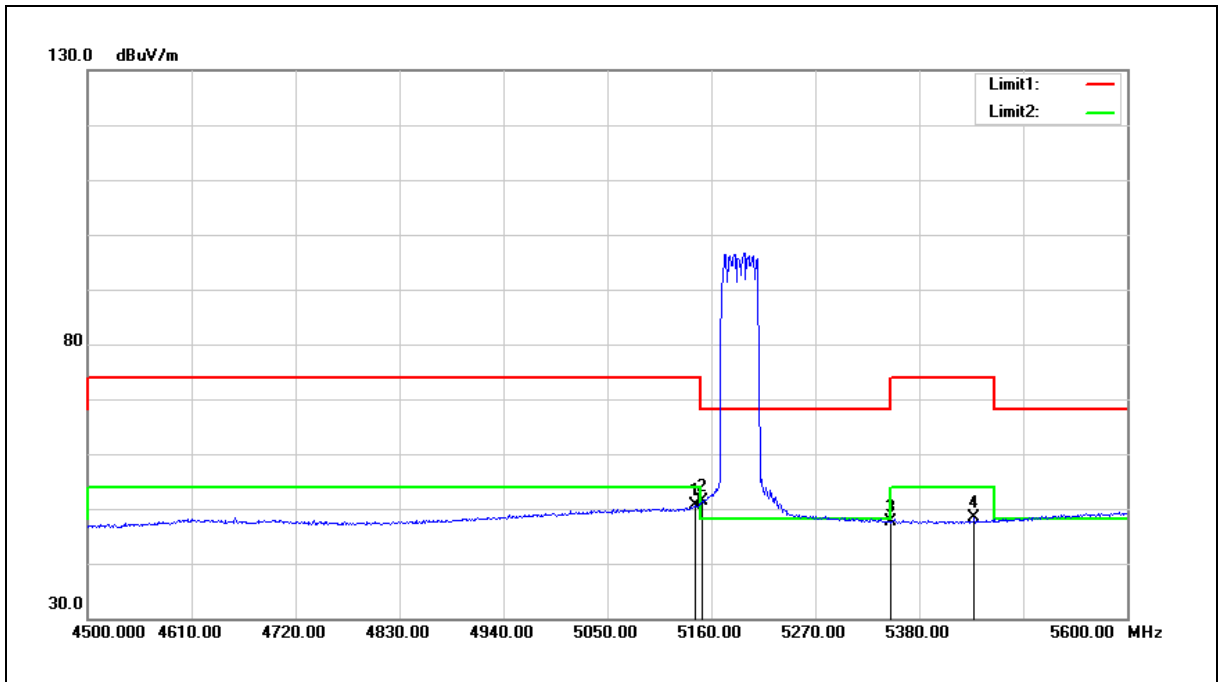
No.	Frequency (MHz)	Reading (dBuV)	Correct Factor (dB/m)	Result (dBuV/m)	Limit (dBuV/m)	Margin (dB)	Remark
1	5146.800	52.85	-0.08	52.77	54.00	-1.23	AVG
2	5150.000	52.99	-0.08	52.91	54.00	-1.09	AVG
3	5350.000	47.31	0.30	47.61	54.00	-6.39	AVG
4	5353.600	47.77	0.30	48.07	54.00	-5.93	AVG

Note:1.Result (dBuV/m) = Correct Factor (dB/m) + Reading(dBuV).

2.Correction factor (dB/m) = Antenna Factor (dB/m) + Cable loss (dB) – Pre-Amplifier gain (dB).

3.When the peak results are less than average limit, so not need to evaluate the average.

Standard:	FCC Part 15.407	Test Distance:	3 m
Test item:	Band edge		
Frequency:	5190 MHz		
Mode:	802.11ax HE40		
Ant.Polar.:	Vertical		



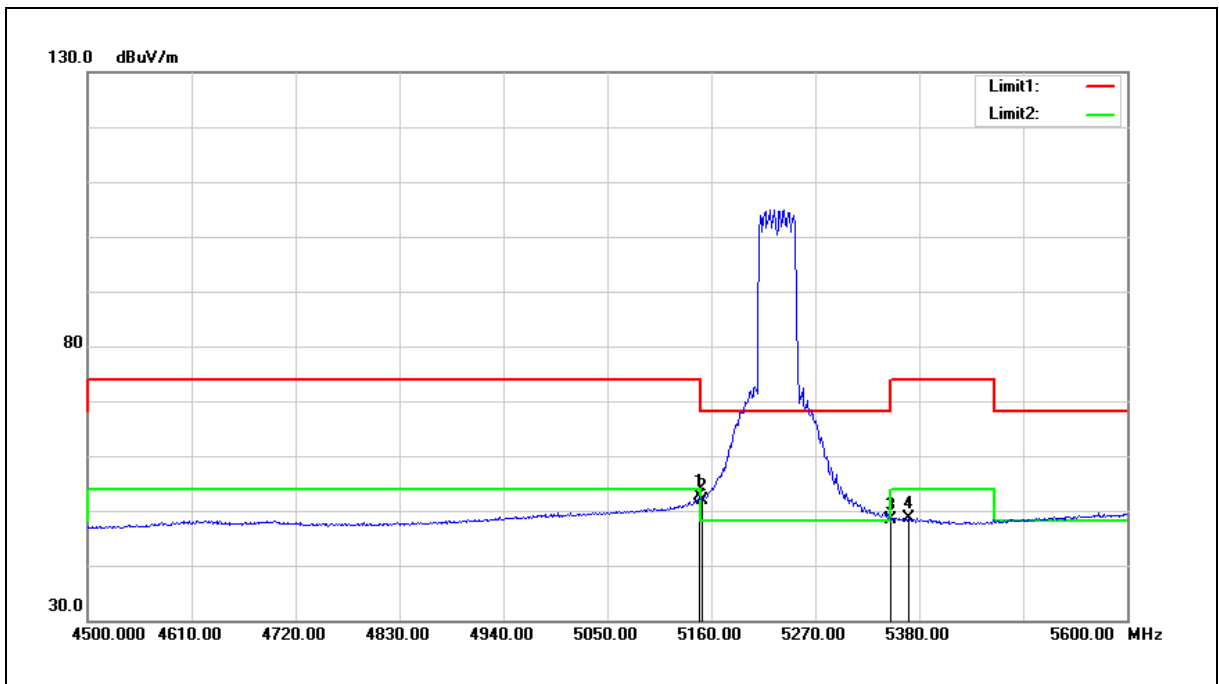
No.	Frequency (MHz)	Reading (dBuV)	Correct Factor (dB/m)	Result (dBuV/m)	Limit (dBuV/m)	Margin (dB)	Remark
1	5142.400	50.73	-0.10	50.63	54.00	-3.37	AVG
2	5150.000	51.39	-0.08	51.31	54.00	-2.69	AVG
3	5350.000	47.42	0.30	47.72	54.00	-6.28	AVG
4	5438.300	47.91	0.46	48.37	54.00	-5.63	AVG

Note:1.Result (dBuV/m) = Correct Factor (dB/m) + Reading(dBuV).

2.Correction factor (dB/m) = Antenna Factor (dB/m) + Cable loss (dB) – Pre-Amplifier gain (dB).

3.When the peak results are less than average limit, so not need to evaluate the average.

Standard:	FCC Part 15.407	Test Distance:	3 m
Test item:	Band edge		
Frequency:	5230 MHz		
Mode:	802.11ax HE40		
Ant.Polar.:	Horizontal		



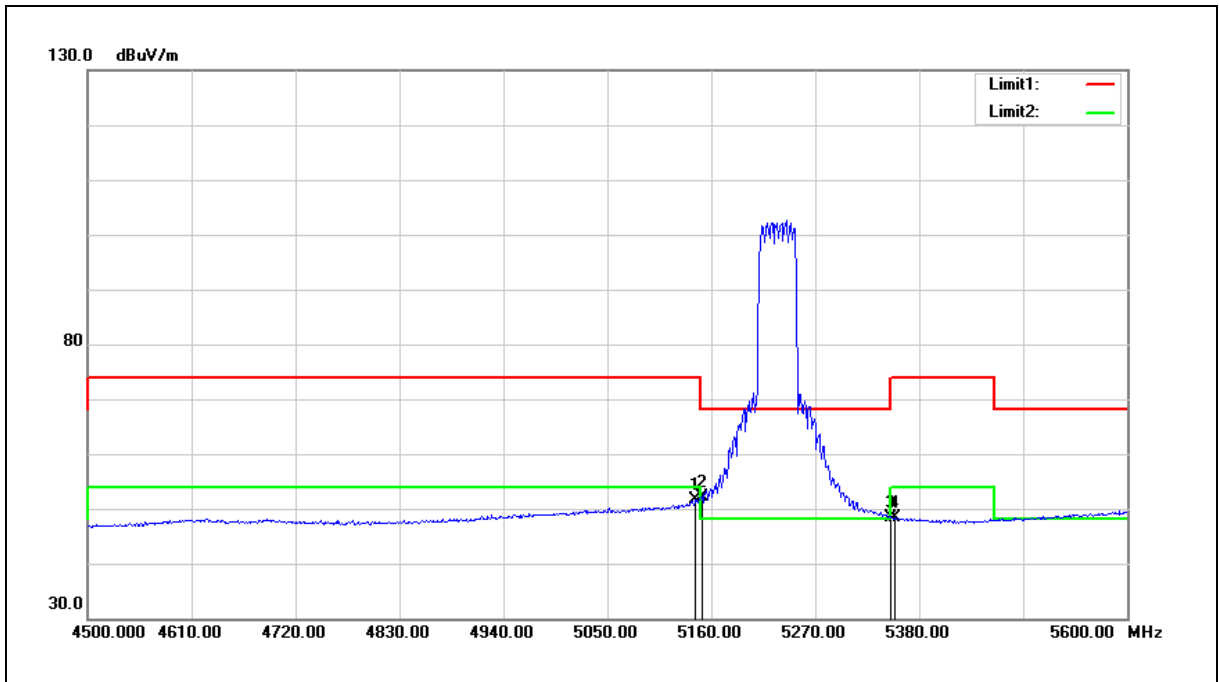
No.	Frequency (MHz)	Reading (dBuV)	Correct Factor (dB/m)	Result (dBuV/m)	Limit (dBuV/m)	Margin (dB)	Remark
1	5147.900	52.59	-0.08	52.51	54.00	-1.49	AVG
2	5150.000	52.00	-0.08	51.92	54.00	-2.08	AVG
3	5350.000	48.18	0.30	48.48	54.00	-5.52	AVG
4	5369.000	48.39	0.34	48.73	54.00	-5.27	AVG

Note:1.Result (dBuV/m) = Correct Factor (dB/m) + Reading(dBuV).

2.Correction factor (dB/m) = Antenna Factor (dB/m) + Cable loss (dB) – Pre-Amplifier gain (dB).

3.When the peak results are less than average limit, so not need to evaluate the average.

Standard:	FCC Part 15.407	Test Distance:	3 m
Test item:	Band edge		
Frequency:	5230 MHz		
Mode:	802.11ax HE40		
Ant.Polar.:	Vertical		



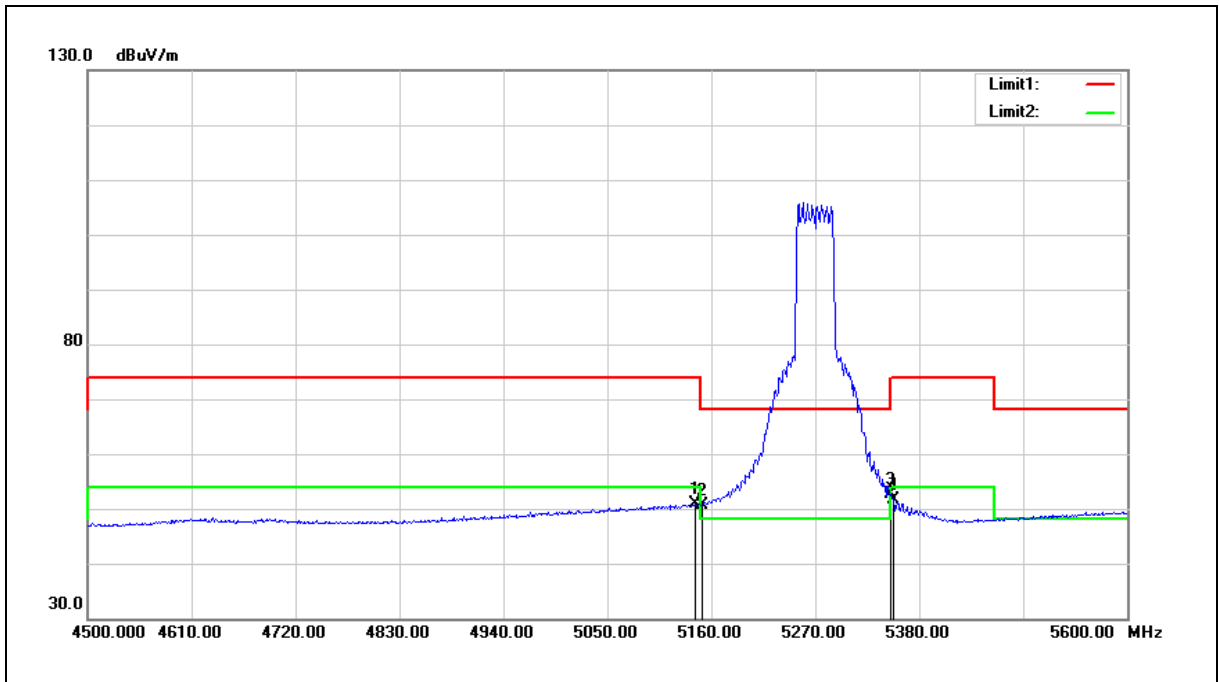
No.	Frequency (MHz)	Reading (dBuV)	Correct Factor (dB/m)	Result (dBuV/m)	Limit (dBuV/m)	Margin (dB)	Remark
1	5143.500	51.80	-0.10	51.70	54.00	-2.30	AVG
2	5150.000	52.14	-0.08	52.06	54.00	-1.94	AVG
3	5350.000	48.01	0.30	48.31	54.00	-5.69	AVG
4	5354.700	48.06	0.30	48.36	54.00	-5.64	AVG

Note:1.Result (dBuV/m) = Correct Factor (dB/m) + Reading(dBuV).

2.Correction factor (dB/m) = Antenna Factor (dB/m) + Cable loss (dB) – Pre-Amplifier gain (dB).

3.When the peak results are less than average limit, so not need to evaluate the average.

Standard:	FCC Part 15.407	Test Distance:	3 m
Test item:	Band edge		
Frequency:	5270 MHz		
Mode:	802.11ax HE40		
Ant.Polar.:	Horizontal		



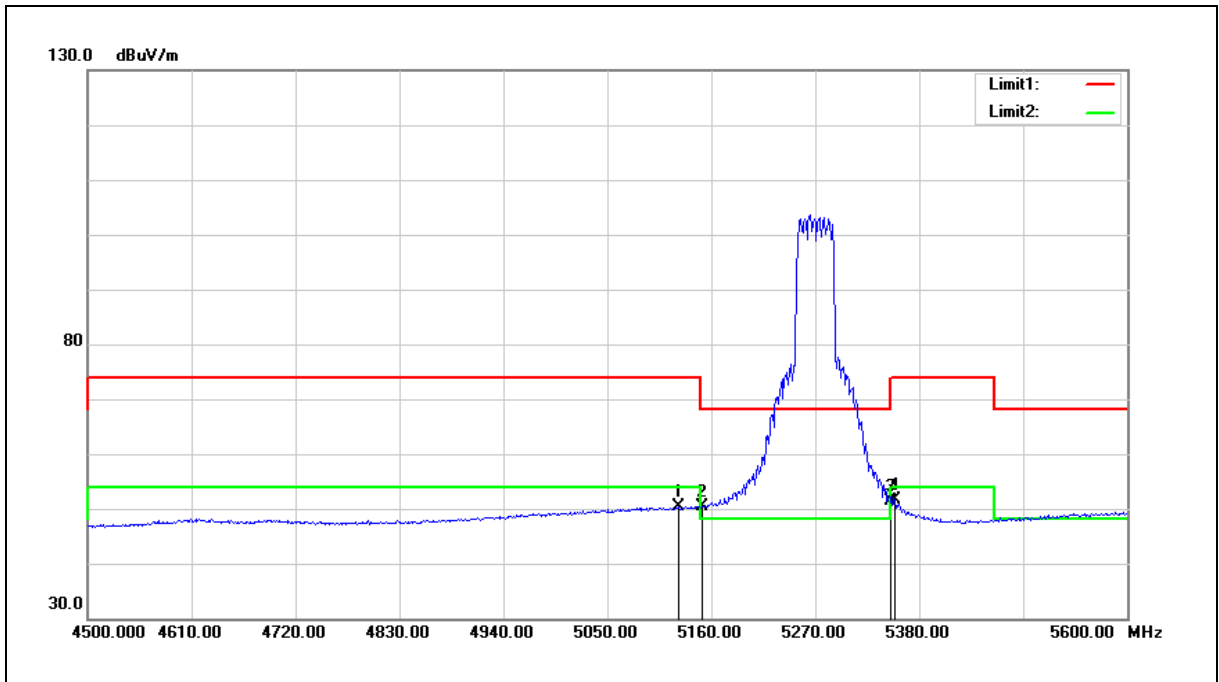
No.	Frequency (MHz)	Reading (dBuV)	Correct Factor (dB/m)	Result (dBuV/m)	Limit (dBuV/m)	Margin (dB)	Remark
1	5142.400	50.95	-0.10	50.85	54.00	-3.15	AVG
2	5150.000	50.73	-0.08	50.65	54.00	-3.35	AVG
3	5350.000	52.34	0.30	52.64	54.00	-1.36	AVG
4	5352.500	51.35	0.30	51.65	54.00	-2.35	AVG

Note:1.Result (dBuV/m) = Correct Factor (dB/m) + Reading(dBuV).

2.Correction factor (dB/m) = Antenna Factor (dB/m) + Cable loss (dB) – Pre-Amplifier gain (dB).

3.When the peak results are less than average limit, so not need to evaluate the average.

Standard:	FCC Part 15.407	Test Distance:	3 m
Test item:	Band edge		
Frequency:	5270 MHz		
Mode:	802.11ax HE40		
Ant.Polar.:	Vertical		



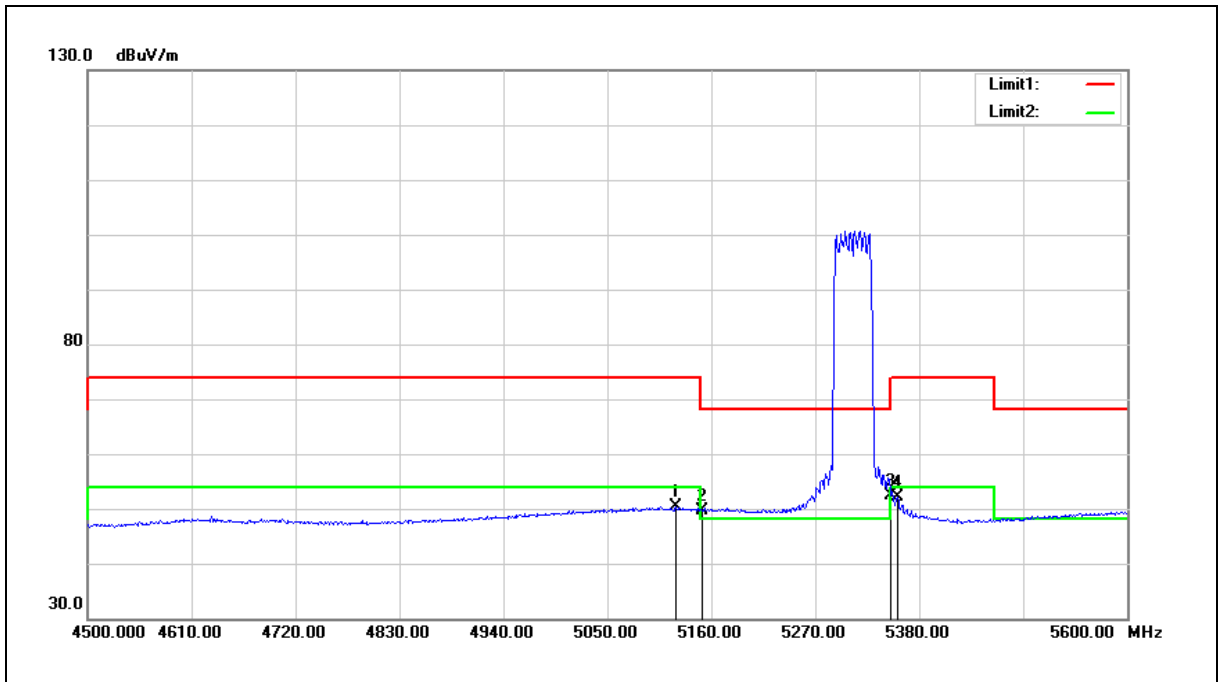
No.	Frequency (MHz)	Reading (dBuV)	Correct Factor (dB/m)	Result (dBuV/m)	Limit (dBuV/m)	Margin (dB)	Remark
1	5125.900	50.54	-0.13	50.41	54.00	-3.59	AVG
2	5150.000	50.46	-0.08	50.38	54.00	-3.62	AVG
3	5350.000	51.13	0.30	51.43	54.00	-2.57	AVG
4	5354.700	51.25	0.30	51.55	54.00	-2.45	AVG

Note:1.Result (dBuV/m) = Correct Factor (dB/m) + Reading(dBuV).

2.Correction factor (dB/m) = Antenna Factor (dB/m) + Cable loss (dB) – Pre-Amplifier gain (dB).

3.When the peak results are less than average limit, so not need to evaluate the average.

Standard:	FCC Part 15.407	Test Distance:	3 m
Test item:	Band edge		
Frequency:	5310 MHz		
Mode:	802.11ax HE40		
Ant.Polar.:	Horizontal		



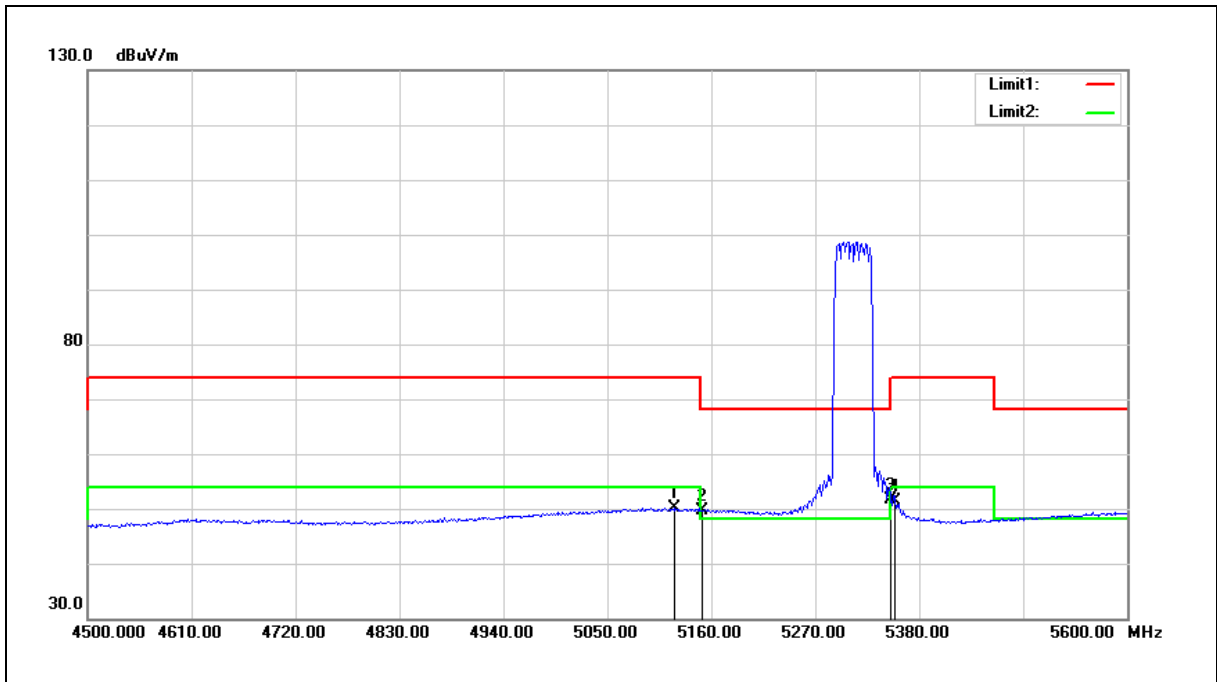
No.	Frequency (MHz)	Reading (dBuV)	Correct Factor (dB/m)	Result (dBuV/m)	Limit (dBuV/m)	Margin (dB)	Remark
1	5122.600	50.51	-0.13	50.38	54.00	-3.62	AVG
2	5150.000	49.67	-0.08	49.59	54.00	-4.41	AVG
3	5350.000	52.09	0.30	52.39	54.00	-1.61	AVG
4	5356.900	51.89	0.31	52.20	54.00	-1.80	AVG

Note:1.Result (dBuV/m) = Correct Factor (dB/m) + Reading(dBuV).

2.Correction factor (dB/m) = Antenna Factor (dB/m) + Cable loss (dB) – Pre-Amplifier gain (dB).

3.When the peak results are less than average limit, so not need to evaluate the average.

Standard:	FCC Part 15.407	Test Distance:	3 m
Test item:	Band edge		
Frequency:	5310 MHz		
Mode:	802.11ax HE40		
Ant.Polar.:	Vertical		



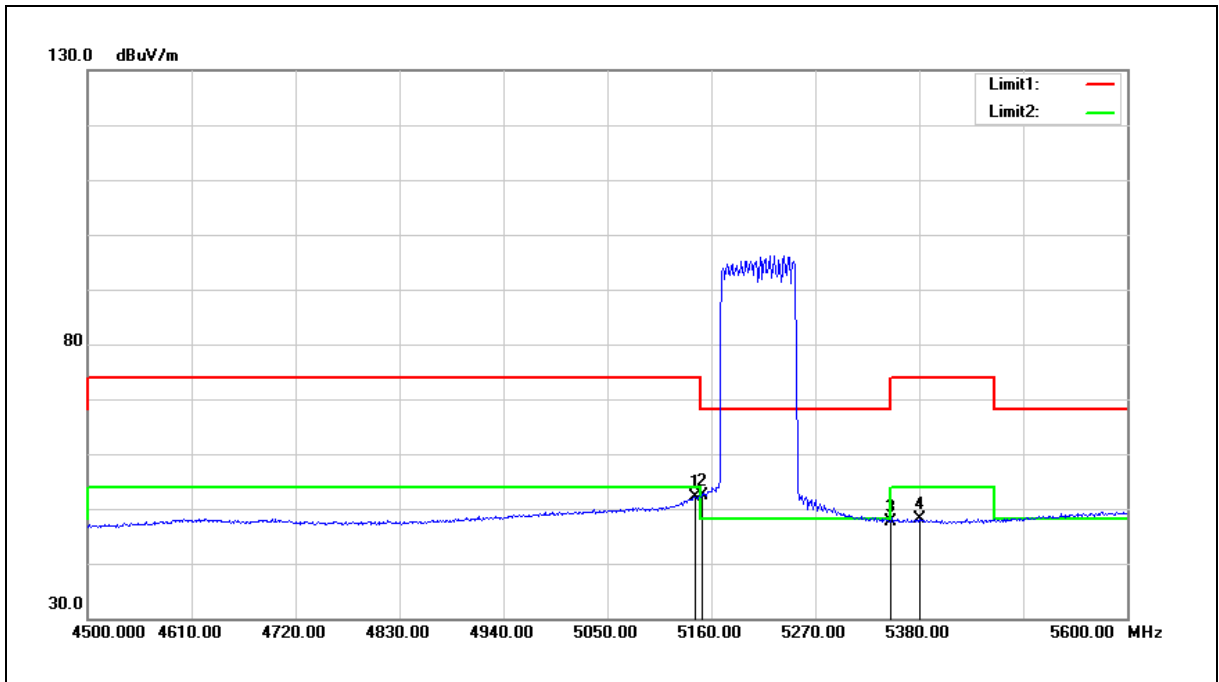
No.	Frequency (MHz)	Reading (dBuV)	Correct Factor (dB/m)	Result (dBuV/m)	Limit (dBuV/m)	Margin (dB)	Remark
1	5120.400	50.23	-0.13	50.10	54.00	-3.90	AVG
2	5150.000	49.63	-0.08	49.55	54.00	-4.45	AVG
3	5350.000	51.31	0.30	51.61	54.00	-2.39	AVG
4	5354.700	51.14	0.30	51.44	54.00	-2.56	AVG

Note:1.Result (dBuV/m) = Correct Factor (dB/m) + Reading(dBuV).

2.Correction factor (dB/m) = Antenna Factor (dB/m) + Cable loss (dB) – Pre-Amplifier gain (dB).

3.When the peak results are less than average limit, so not need to evaluate the average.

Standard:	FCC Part 15.407	Test Distance:	3 m
Test item:	Band edge		
Frequency:	5210 MHz		
Mode:	802.11ax HE80		
Ant.Polar.:	Horizontal		



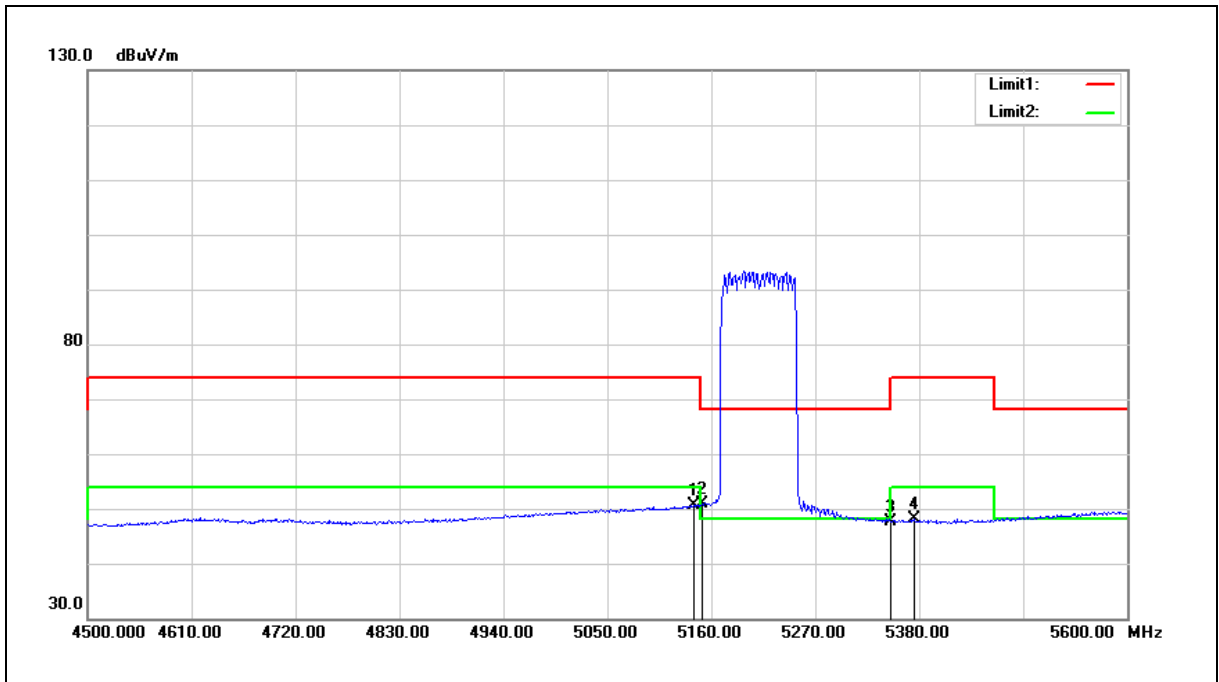
No.	Frequency (MHz)	Reading (dBuV)	Correct Factor (dB/m)	Result (dBuV/m)	Limit (dBuV/m)	Margin (dB)	Remark
1	5143.500	52.34	-0.10	52.24	54.00	-1.76	AVG
2	5150.000	52.41	-0.08	52.33	54.00	-1.67	AVG
3	5350.000	47.42	0.30	47.72	54.00	-6.28	AVG
4	5380.000	47.80	0.35	48.15	54.00	-5.85	AVG

Note:1.Result (dBuV/m) = Correct Factor (dB/m) + Reading(dBuV).

2.Correction factor (dB/m) = Antenna Factor (dB/m) + Cable loss (dB) – Pre-Amplifier gain (dB).

3.When the peak results are less than average limit, so not need to evaluate the average.

Standard:	FCC Part 15.407	Test Distance:	3 m
Test item:	Band edge		
Frequency:	5210 MHz		
Mode:	802.11ax HE80		
Ant.Polar.:	Vertical		



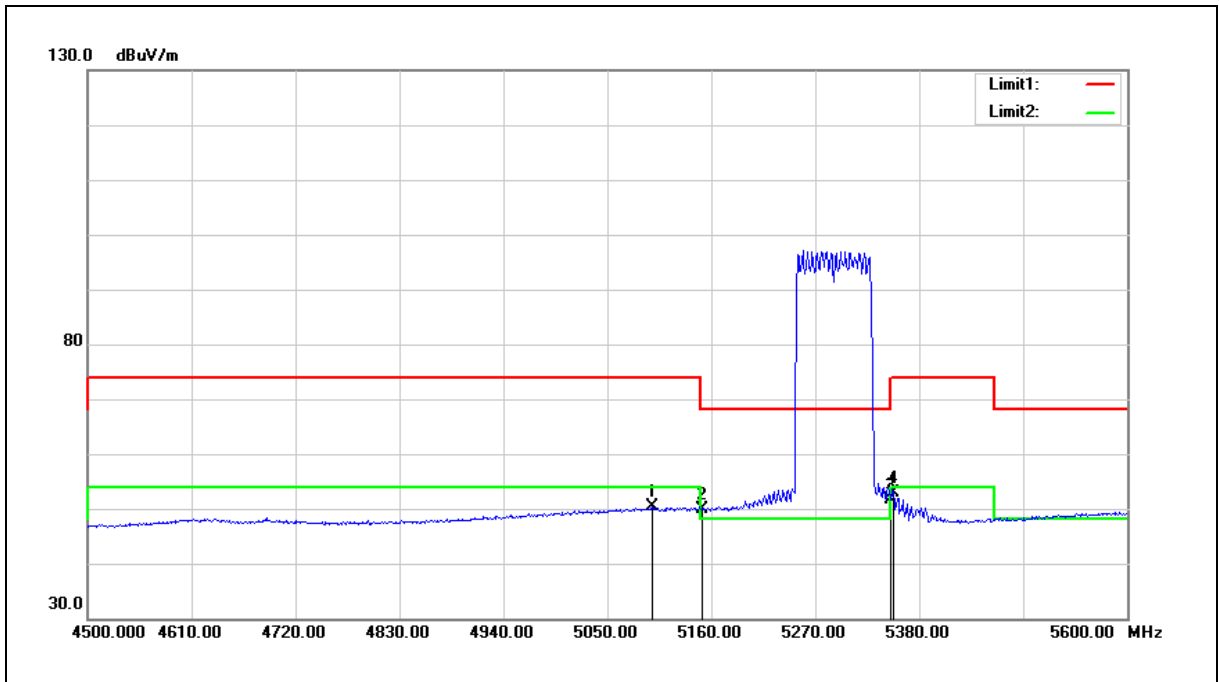
No.	Frequency (MHz)	Reading (dBuV)	Correct Factor (dB/m)	Result (dBuV/m)	Limit (dBuV/m)	Margin (dB)	Remark
1	5141.300	50.74	-0.10	50.64	54.00	-3.36	AVG
2	5150.000	50.85	-0.08	50.77	54.00	-3.23	AVG
3	5350.000	47.33	0.30	47.63	54.00	-6.37	AVG
4	5374.500	47.76	0.34	48.10	54.00	-5.90	AVG

Note:1.Result (dBuV/m) = Correct Factor (dB/m) + Reading(dBuV).

2.Correction factor (dB/m) = Antenna Factor (dB/m) + Cable loss (dB) – Pre-Amplifier gain (dB).

3.When the peak results are less than average limit, so not need to evaluate the average.

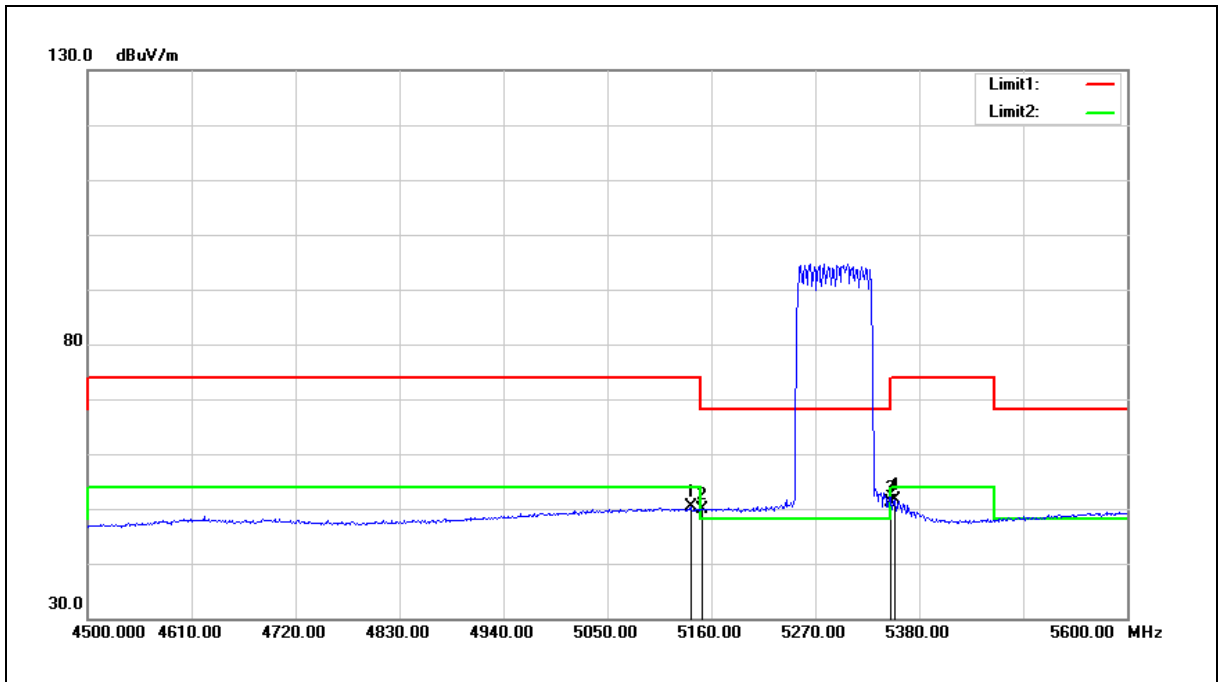
Standard:	FCC Part 15.407	Test Distance:	3 m
Test item:	Band edge		
Frequency:	5290 MHz		
Mode:	802.11ax HE80		
Ant.Polar.:	Horizontal		



No.	Frequency (MHz)	Reading (dBuV)	Correct Factor (dB/m)	Result (dBuV/m)	Limit (dBuV/m)	Margin (dB)	Remark
1	5097.300	50.51	-0.18	50.33	54.00	-3.67	AVG
2	5150.000	50.06	-0.08	49.98	54.00	-4.02	AVG
3	5350.000	51.44	0.30	51.74	54.00	-2.26	AVG
4	5352.500	52.49	0.30	52.79	54.00	-1.21	AVG

- Note: 1.Result (dBuV/m) = Correct Factor (dB/m) + Reading(dBuV).
 2.Correction factor (dB/m) = Antenna Factor (dB/m) + Cable loss (dB) – Pre-Amplifier gain (dB).
 3.When the peak results are less than average limit, so not need to evaluate the average.

Standard:	FCC Part 15.407	Test Distance:	3 m
Test item:	Band edge		
Frequency:	5290 MHz		
Mode:	802.11ax HE80		
Ant.Polar.:	Vertical		



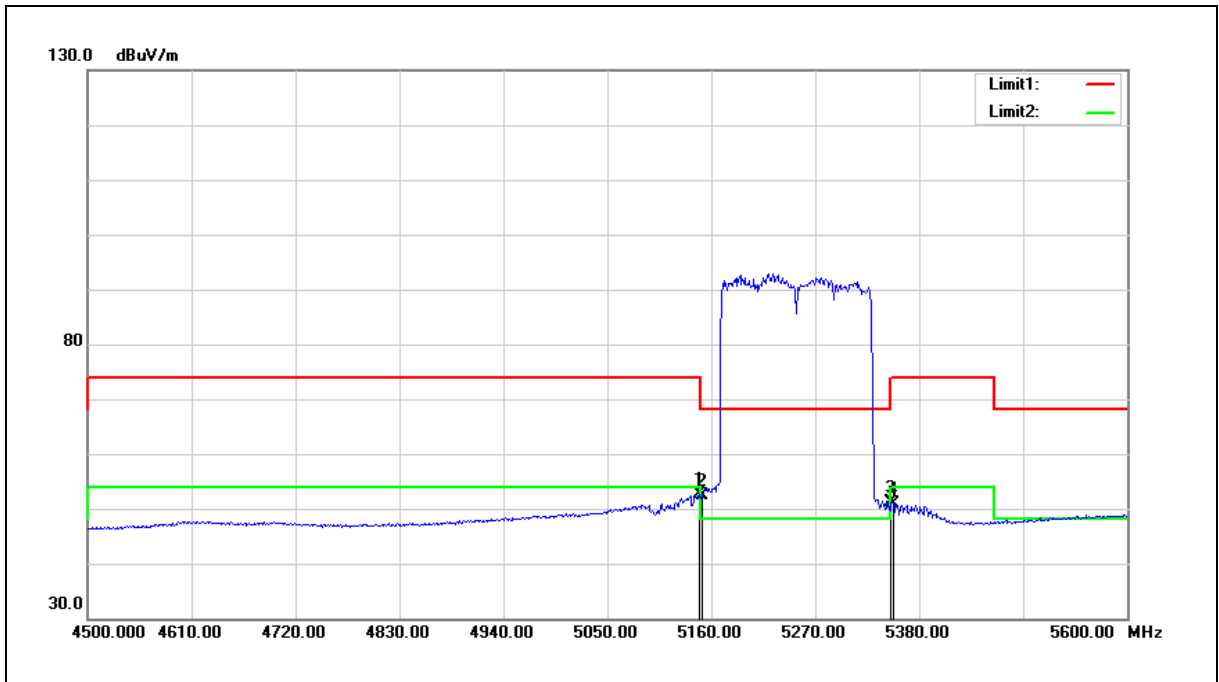
No.	Frequency (MHz)	Reading (dBuV)	Correct Factor (dB/m)	Result (dBuV/m)	Limit (dBuV/m)	Margin (dB)	Remark
1	5138.000	50.36	-0.10	50.26	54.00	-3.74	AVG
2	5150.000	49.99	-0.08	49.91	54.00	-4.09	AVG
3	5350.000	50.91	0.30	51.21	54.00	-2.79	AVG
4	5354.700	51.39	0.30	51.69	54.00	-2.31	AVG

Note:1.Result (dBuV/m) = Correct Factor (dB/m) + Reading(dBuV).

2.Correction factor (dB/m) = Antenna Factor (dB/m) + Cable loss (dB) – Pre-Amplifier gain (dB).

3.When the peak results are less than average limit, so not need to evaluate the average.

Standard:	FCC Part 15.407	Test Distance:	3 m
Test item:	Band edge		
Frequency:	5250 MHz		
Mode:	802.11ax HE160		
Ant.Polar.:	Horizontal		



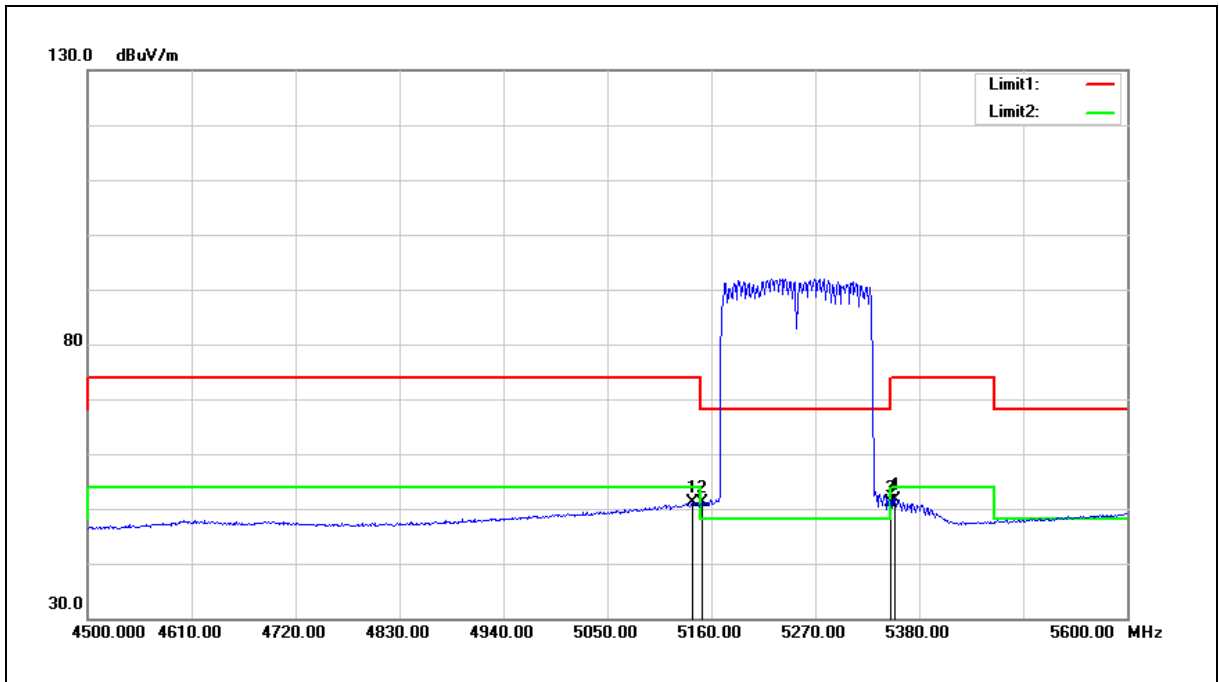
No.	Frequency (MHz)	Reading (dBuV)	Correct Factor (dB/m)	Result (dBuV/m)	Limit (dBuV/m)	Margin (dB)	Remark
1	5146.800	52.81	-0.08	52.73	54.00	-1.27	AVG
2	5150.000	52.47	-0.08	52.39	54.00	-1.61	AVG
3	5350.000	50.87	0.30	51.17	54.00	-2.83	AVG
4	5352.500	50.64	0.30	50.94	54.00	-3.06	AVG

Note:1.Result (dBuV/m) = Correct Factor (dB/m) + Reading(dBuV).

2.Correction factor (dB/m) = Antenna Factor (dB/m) + Cable loss (dB) – Pre-Amplifier gain (dB).

3.When the peak results are less than average limit, so not need to evaluate the average.

Standard:	FCC Part 15.407	Test Distance:	3 m
Test item:	Band edge		
Frequency:	5250 MHz		
Mode:	802.11ax HE160		
Ant.Polar.:	Vertical		



No.	Frequency (MHz)	Reading (dBuV)	Correct Factor (dB/m)	Result (dBuV/m)	Limit (dBuV/m)	Margin (dB)	Remark
1	5140.200	51.24	-0.10	51.14	54.00	-2.86	AVG
2	5150.000	51.24	-0.08	51.16	54.00	-2.84	AVG
3	5350.000	50.82	0.30	51.12	54.00	-2.88	AVG
4	5354.700	51.24	0.30	51.54	54.00	-2.46	AVG

Note:1.Result (dBuV/m) = Correct Factor (dB/m) + Reading(dBuV).

2.Correction factor (dB/m) = Antenna Factor (dB/m) + Cable loss (dB) – Pre-Amplifier gain (dB).

3.When the peak results are less than average limit, so not need to evaluate the average.