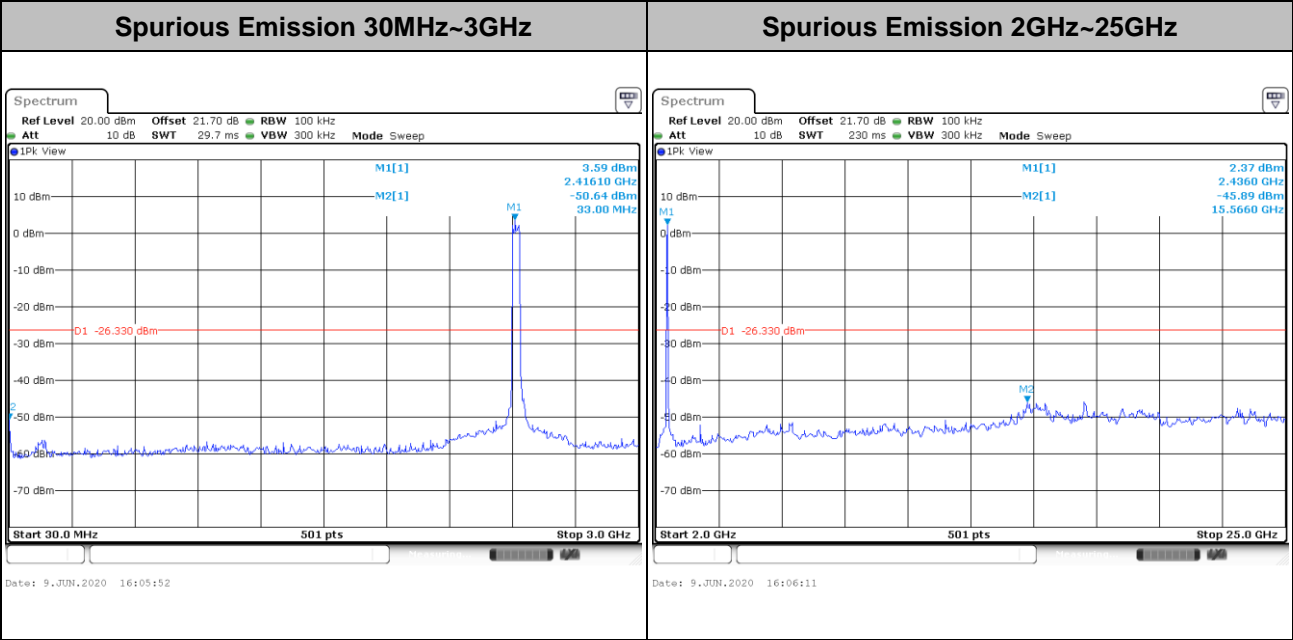
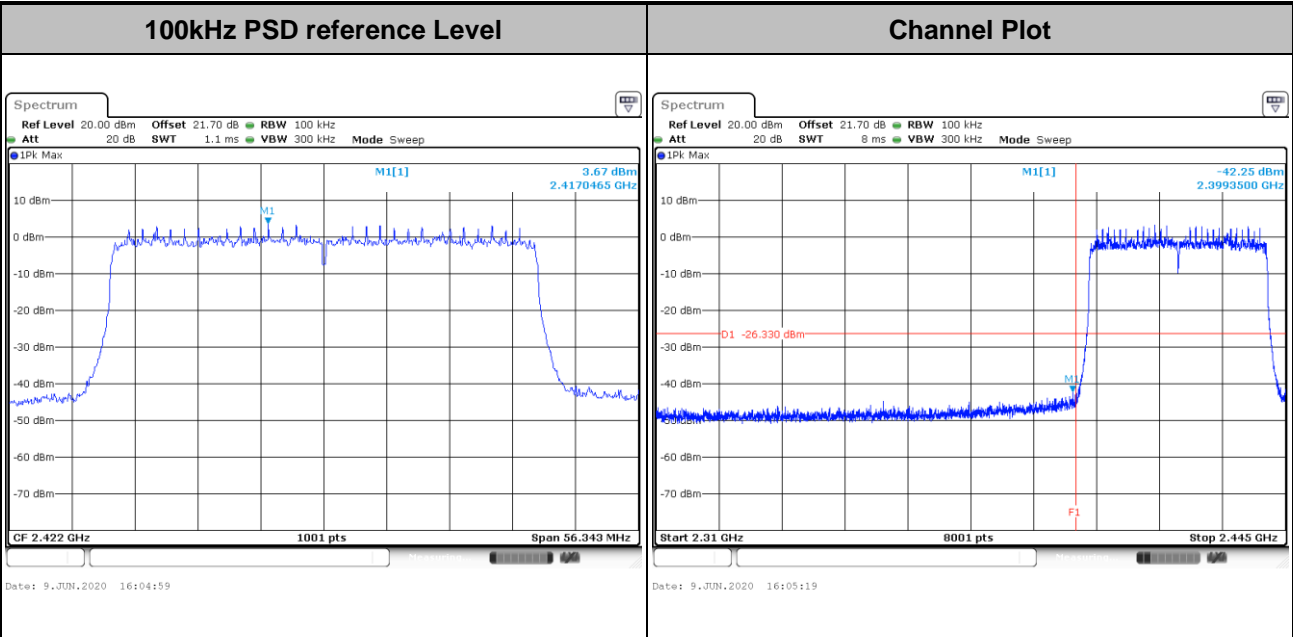




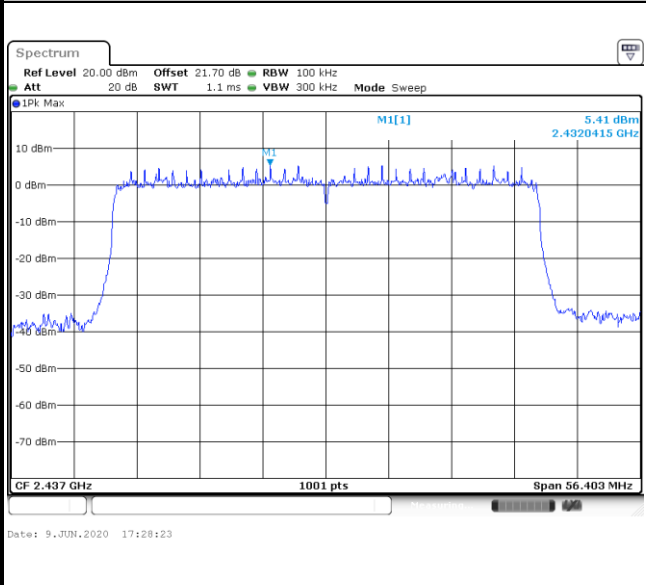
| | | | |
|--------------------|---------------|-----------------------|------------|
| Test Mode : | 802.11ax HE40 | Test Channel : | 03 Full RU |
|--------------------|---------------|-----------------------|------------|



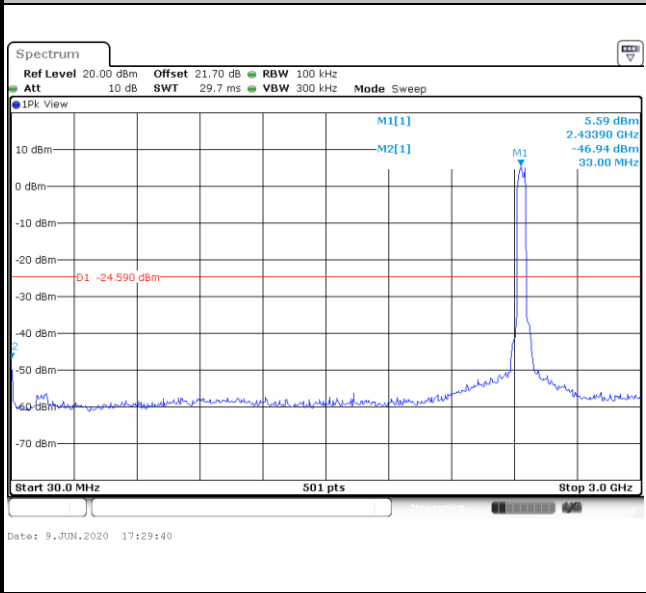


| | | | |
|--------------------|---------------|-----------------------|------------|
| Test Mode : | 802.11ax HE40 | Test Channel : | 06 Full RU |
|--------------------|---------------|-----------------------|------------|

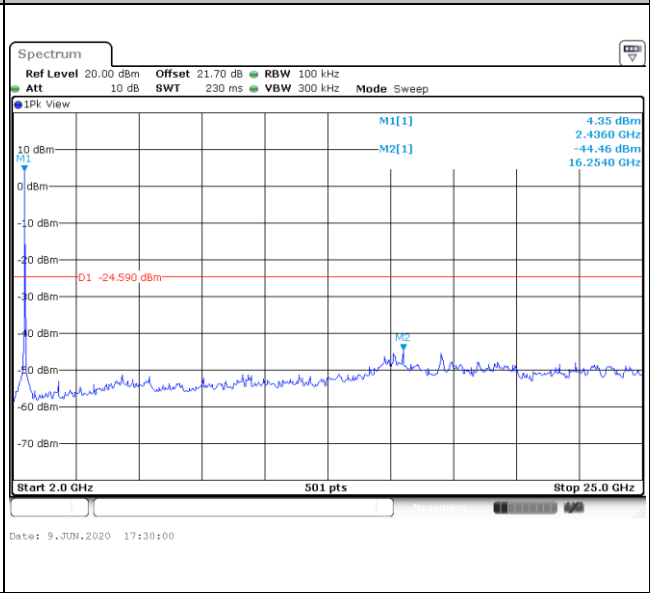
| | |
|-----------------------------------|---------------------|
| 100kHz PSD reference Level | Channel Plot |
|-----------------------------------|---------------------|



Spurious Emission 30MHz~3GHz

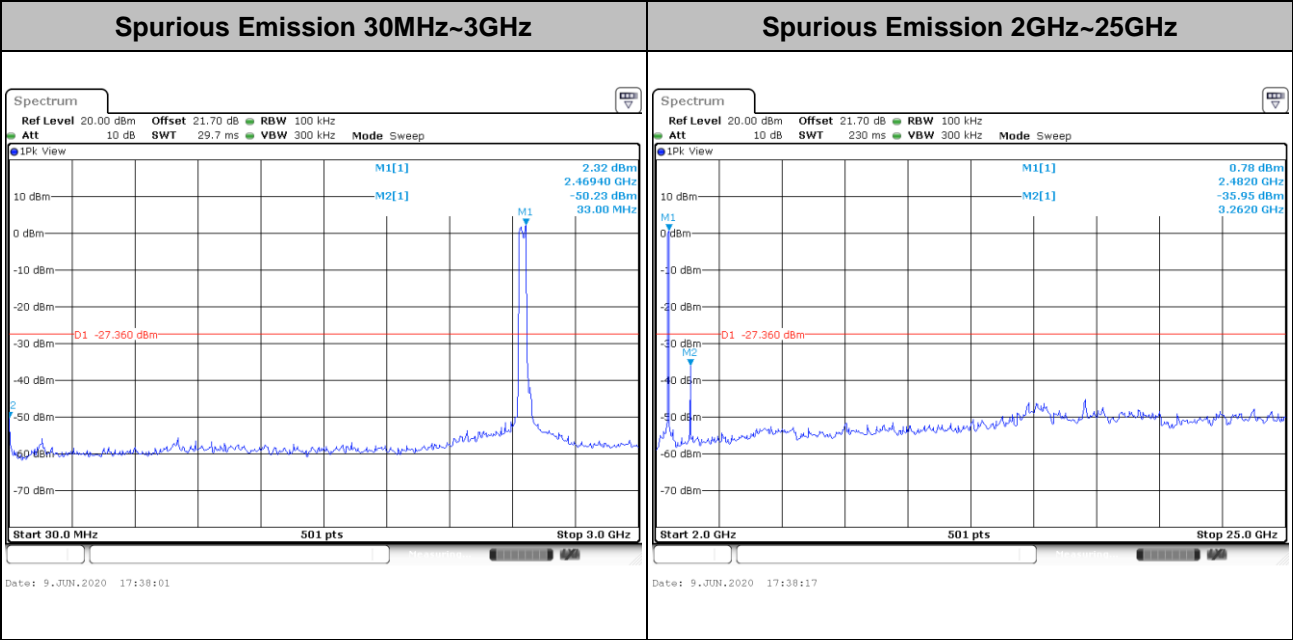
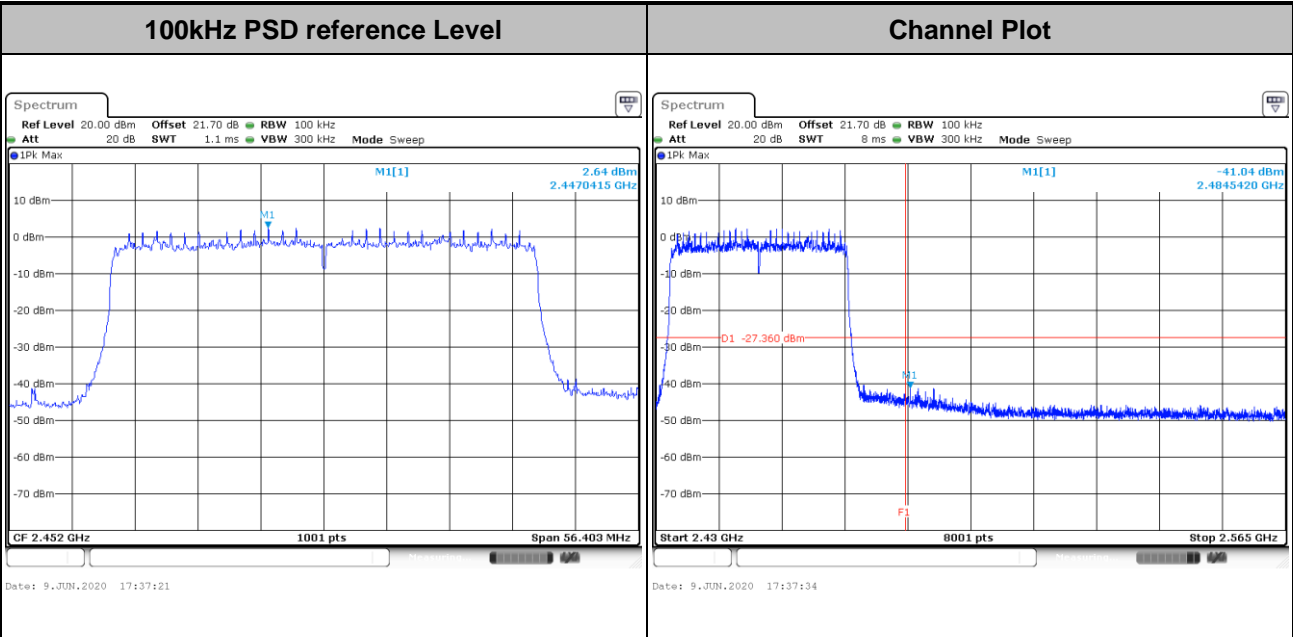


Spurious Emission 2GHz~25GHz





Test Mode : 802.11ax HE40 Test Channel : 09 Full RU



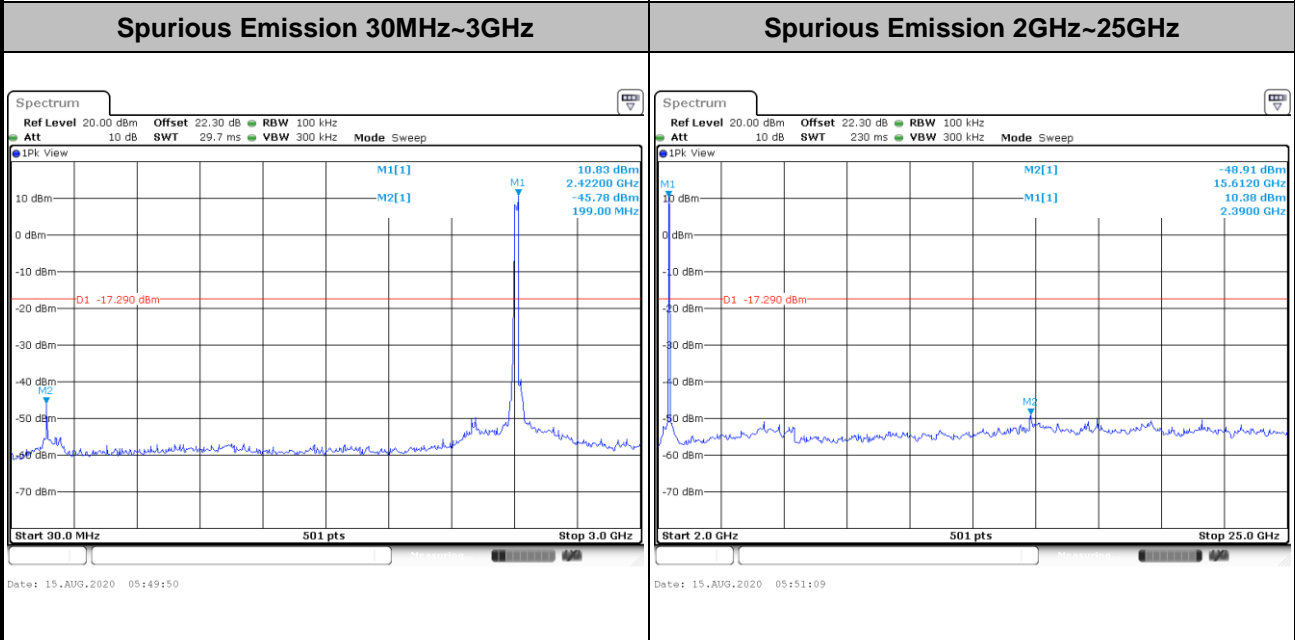
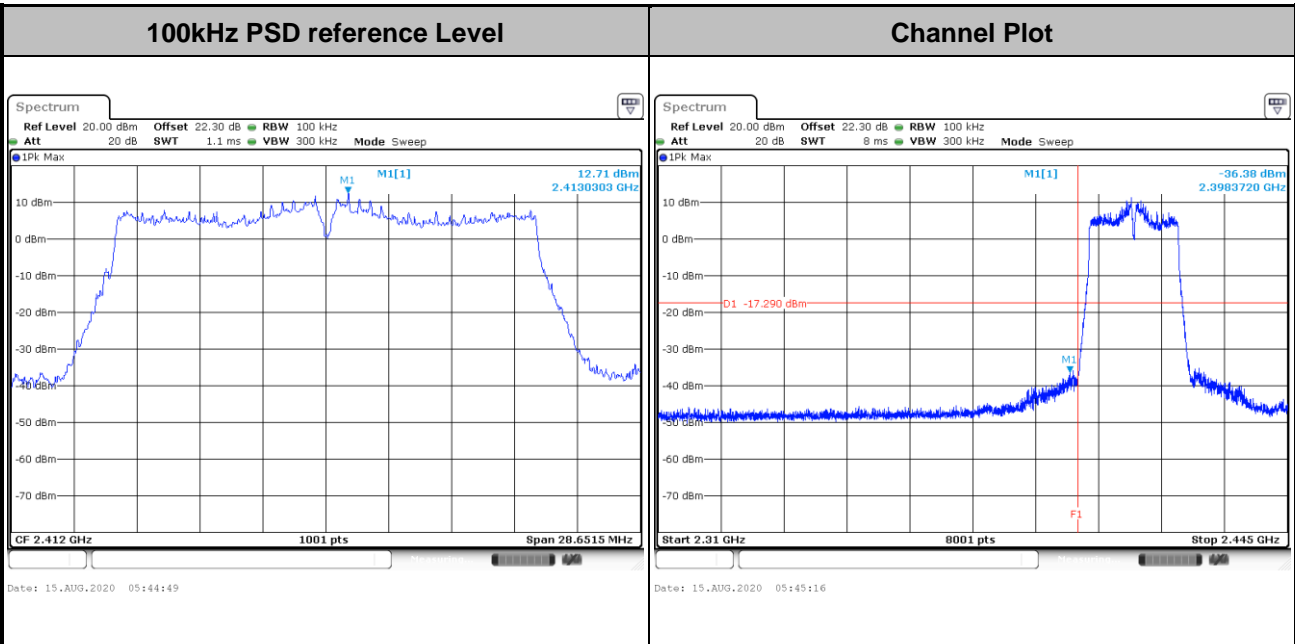


<TXBF Modes>

| | | |
|--------------------------|---------------------|---------|
| Test Engineer : Kai Liao | Temperature : | 21~25°C |
| | Relative Humidity : | 51~54% |

Number of TX = 2, Ant. 1 (Measured)

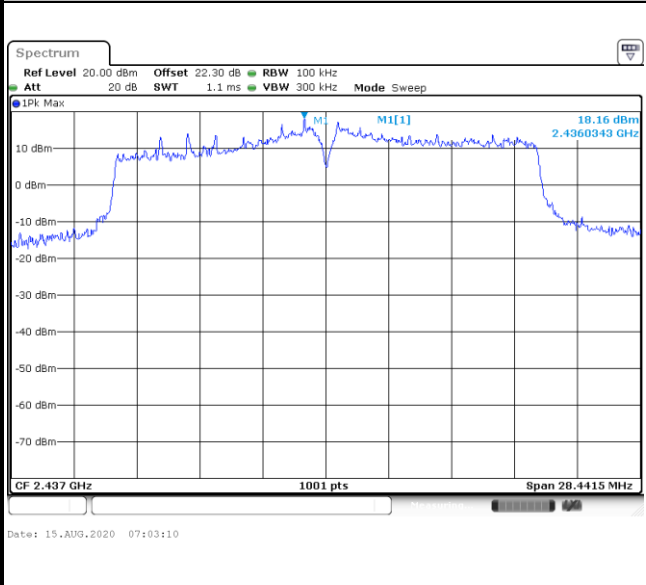
| | | | |
|-------------|---------------|----------------|------------|
| Test Mode : | 802.11ax HE20 | Test Channel : | 01 Full RU |
|-------------|---------------|----------------|------------|



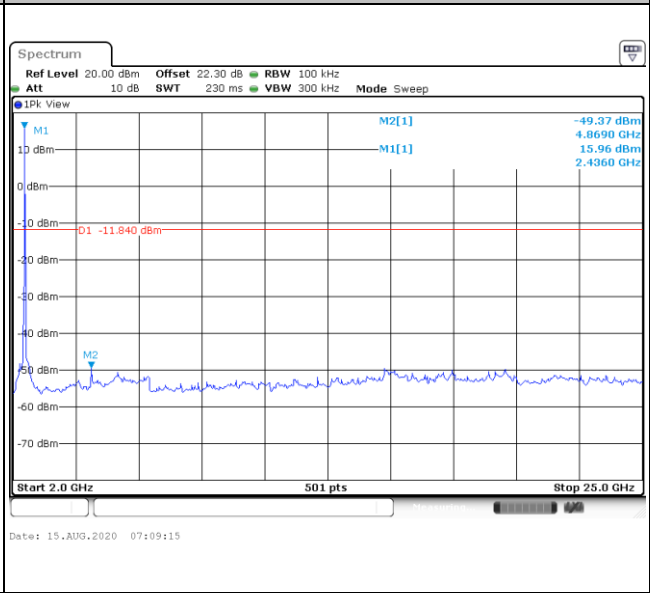
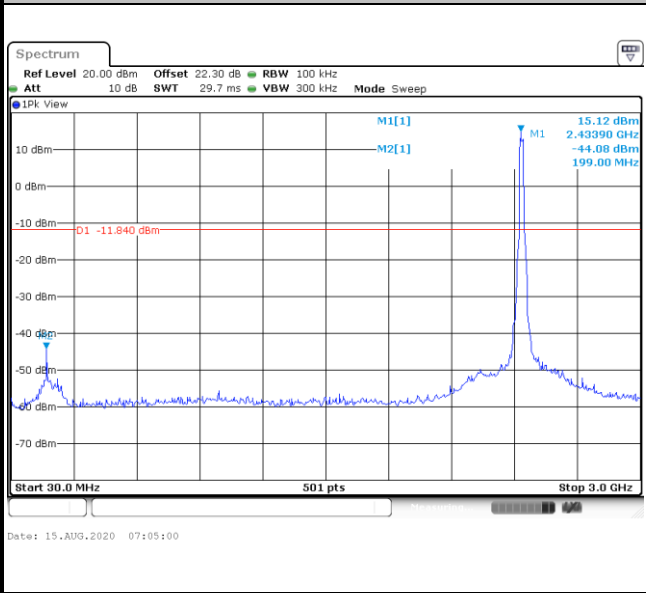


| | | | |
|--------------------|---------------|-----------------------|------------|
| Test Mode : | 802.11ax HE20 | Test Channel : | 06 Full RU |
|--------------------|---------------|-----------------------|------------|

| | |
|-----------------------------------|---------------------|
| 100kHz PSD reference Level | Channel Plot |
|-----------------------------------|---------------------|

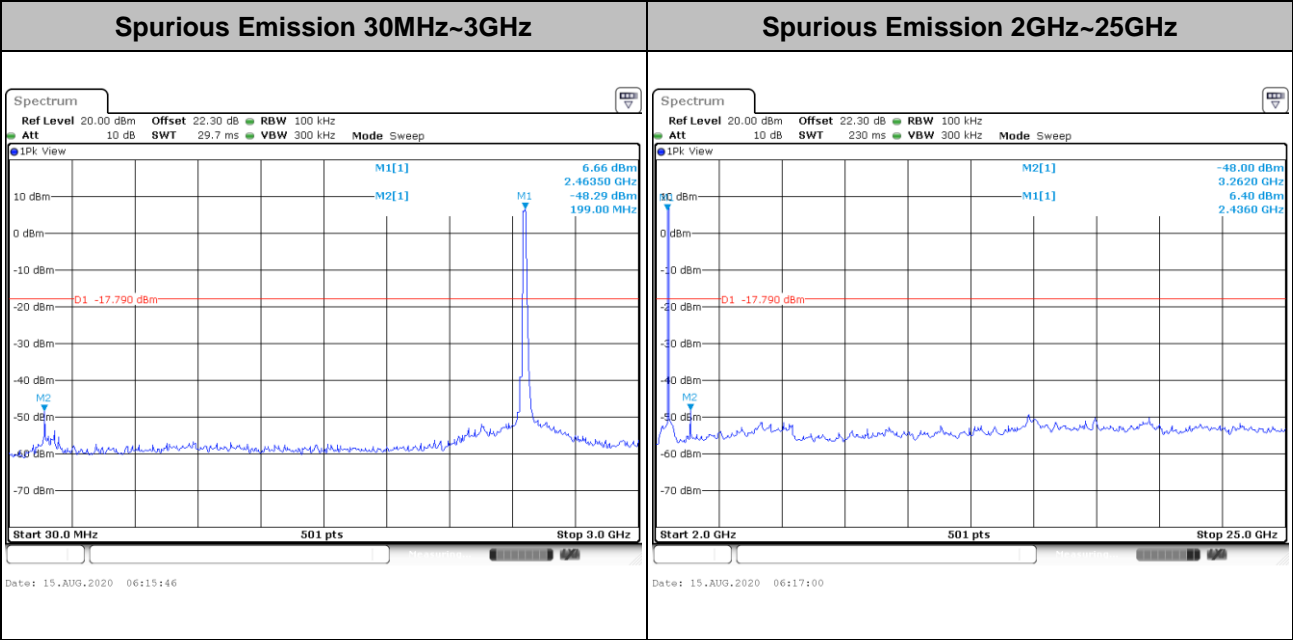
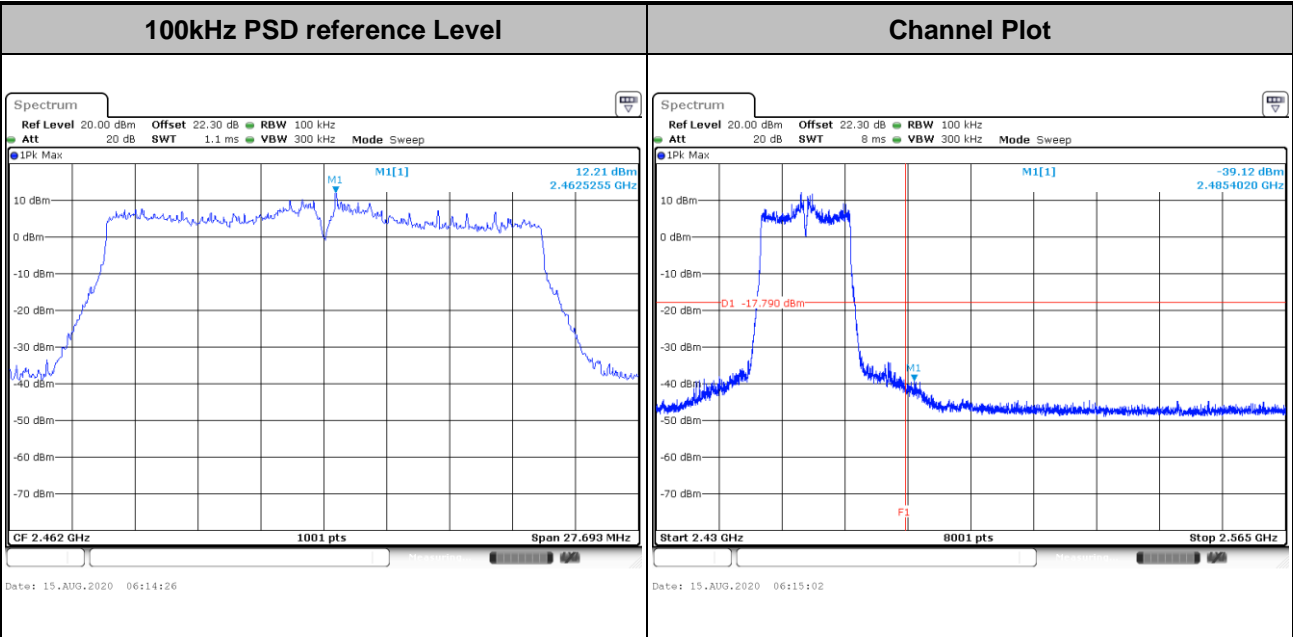


| | |
|-------------------------------------|-------------------------------------|
| Spurious Emission 30MHz~3GHz | Spurious Emission 2GHz~25GHz |
|-------------------------------------|-------------------------------------|



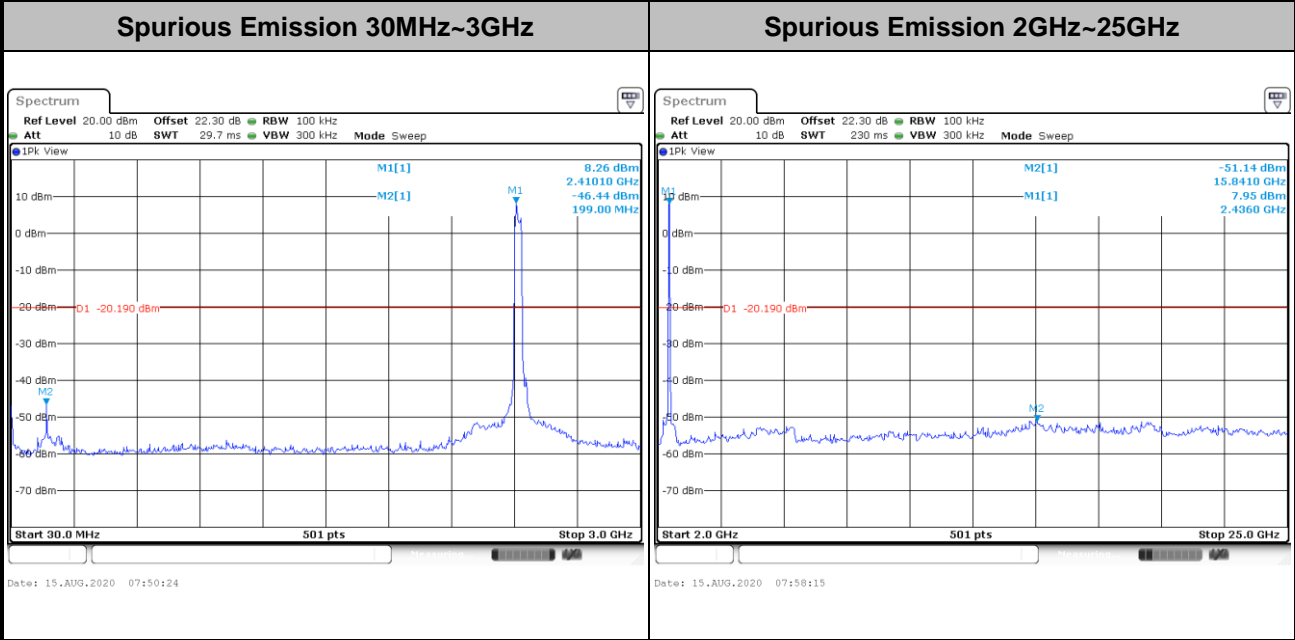
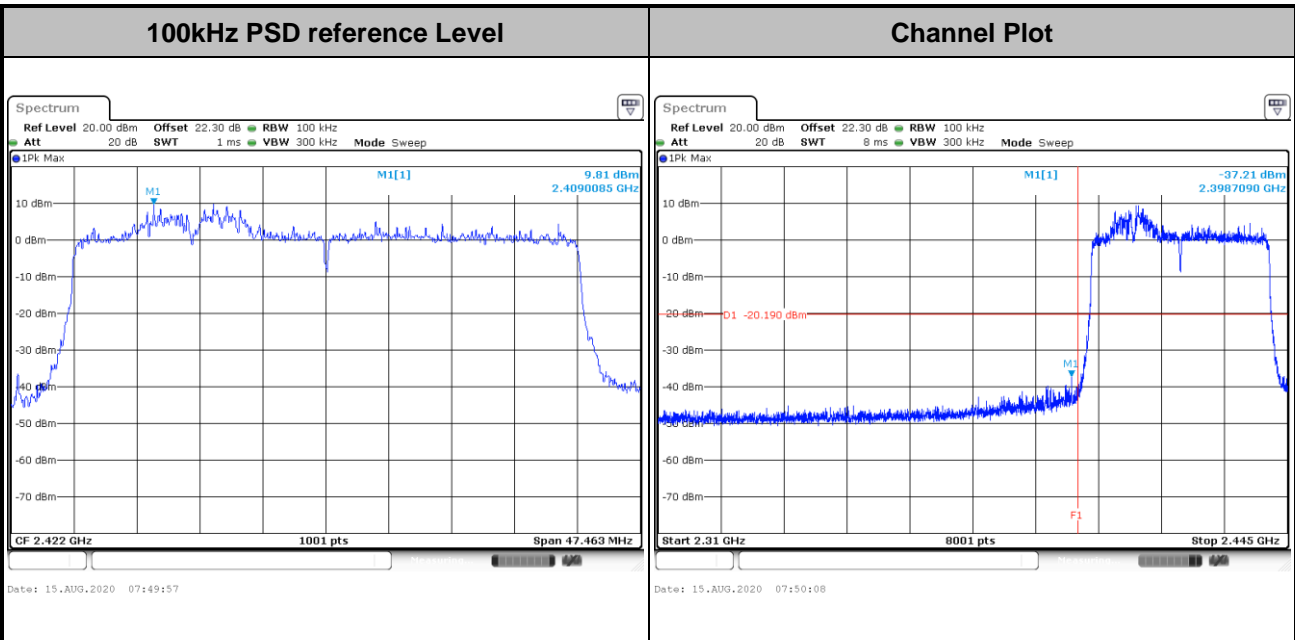


| | | | |
|-------------|---------------|----------------|------------|
| Test Mode : | 802.11ax HE20 | Test Channel : | 11 Full RU |
|-------------|---------------|----------------|------------|





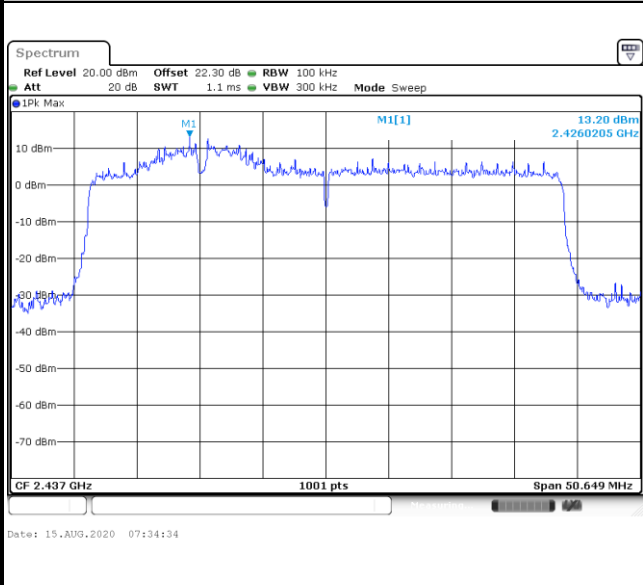
| | | | |
|--------------------|---------------|-----------------------|------------|
| Test Mode : | 802.11ax HE40 | Test Channel : | 03 Full RU |
|--------------------|---------------|-----------------------|------------|



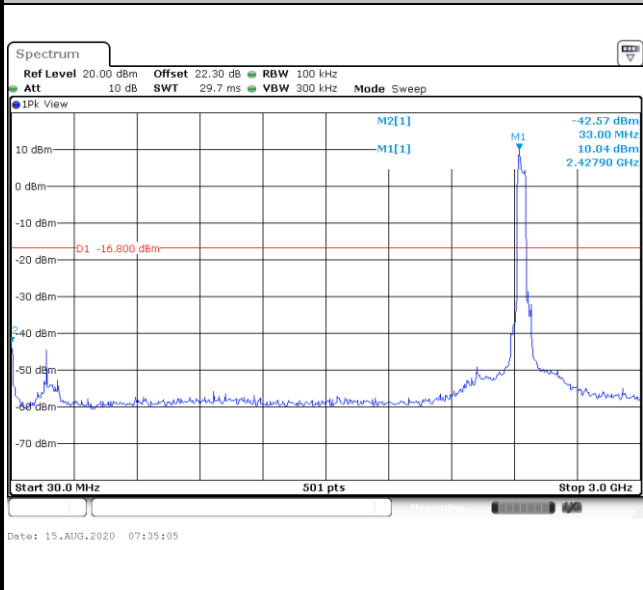


| | | | |
|-------------|---------------|----------------|------------|
| Test Mode : | 802.11ax HE40 | Test Channel : | 06 Full RU |
|-------------|---------------|----------------|------------|

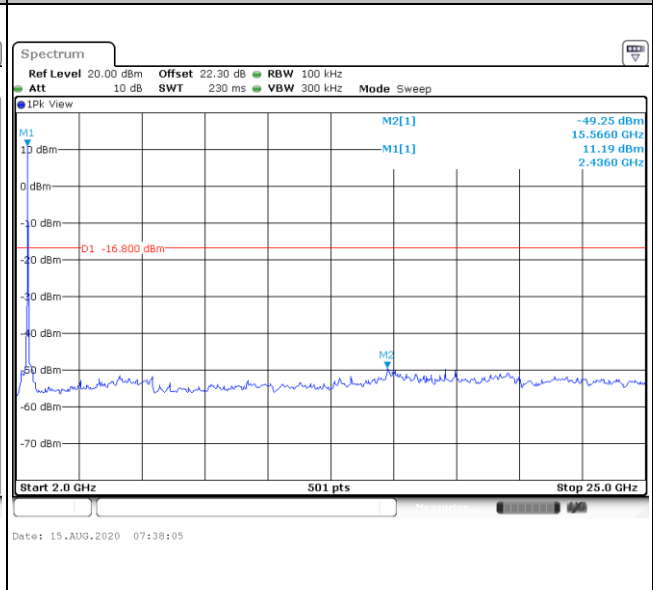
| | |
|-----------------------------------|---------------------|
| 100kHz PSD reference Level | Channel Plot |
|-----------------------------------|---------------------|



Spurious Emission 30MHz~3GHz

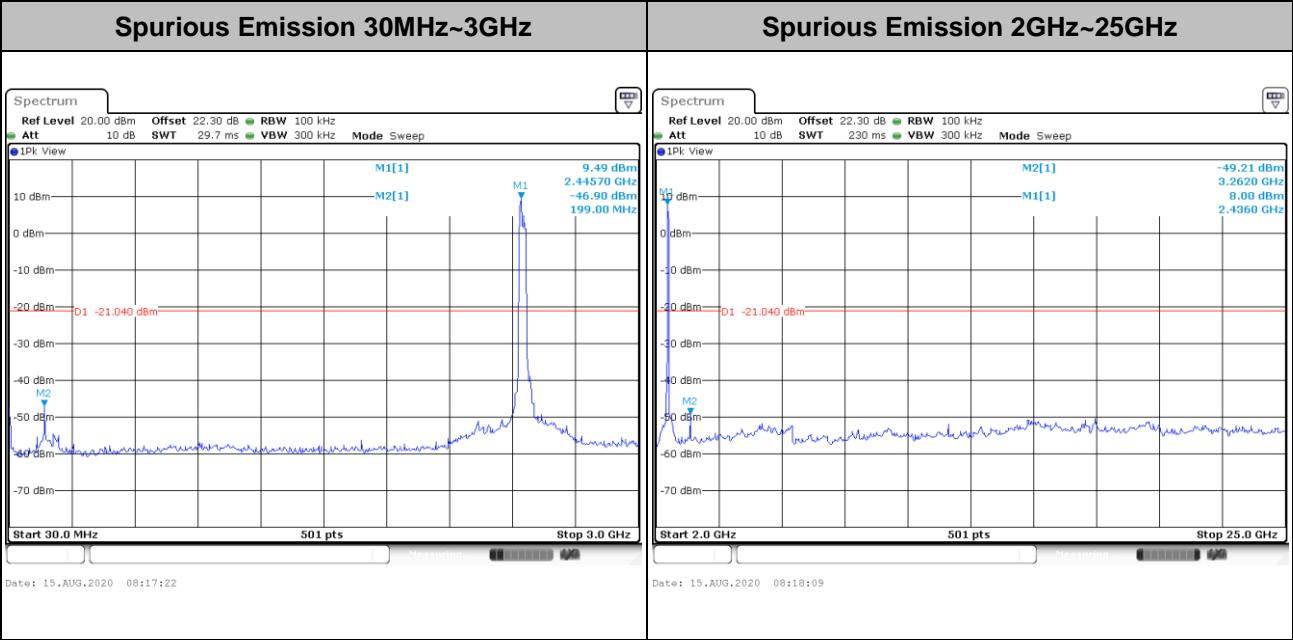
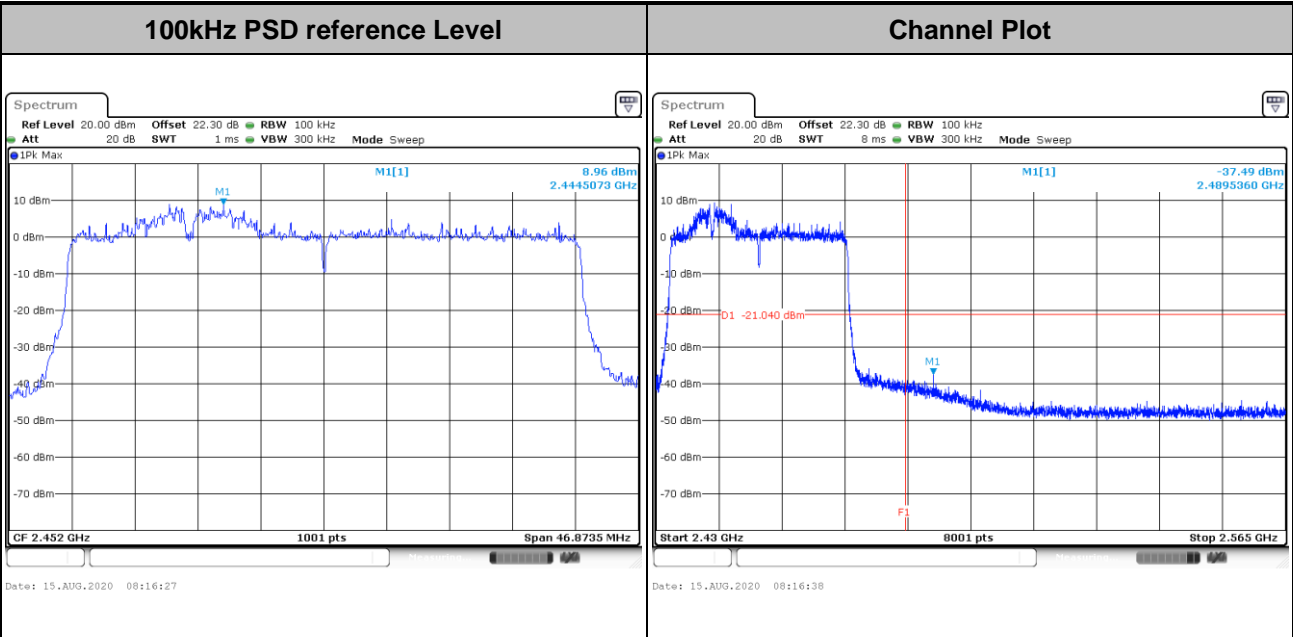


Spurious Emission 2GHz~25GHz





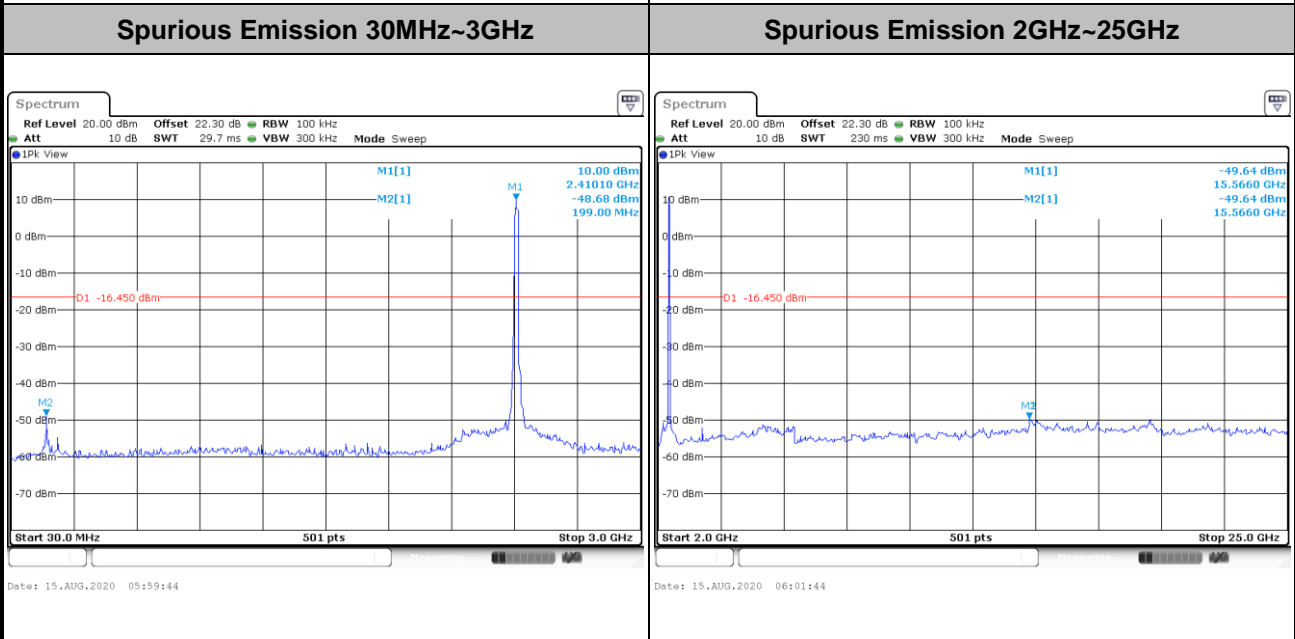
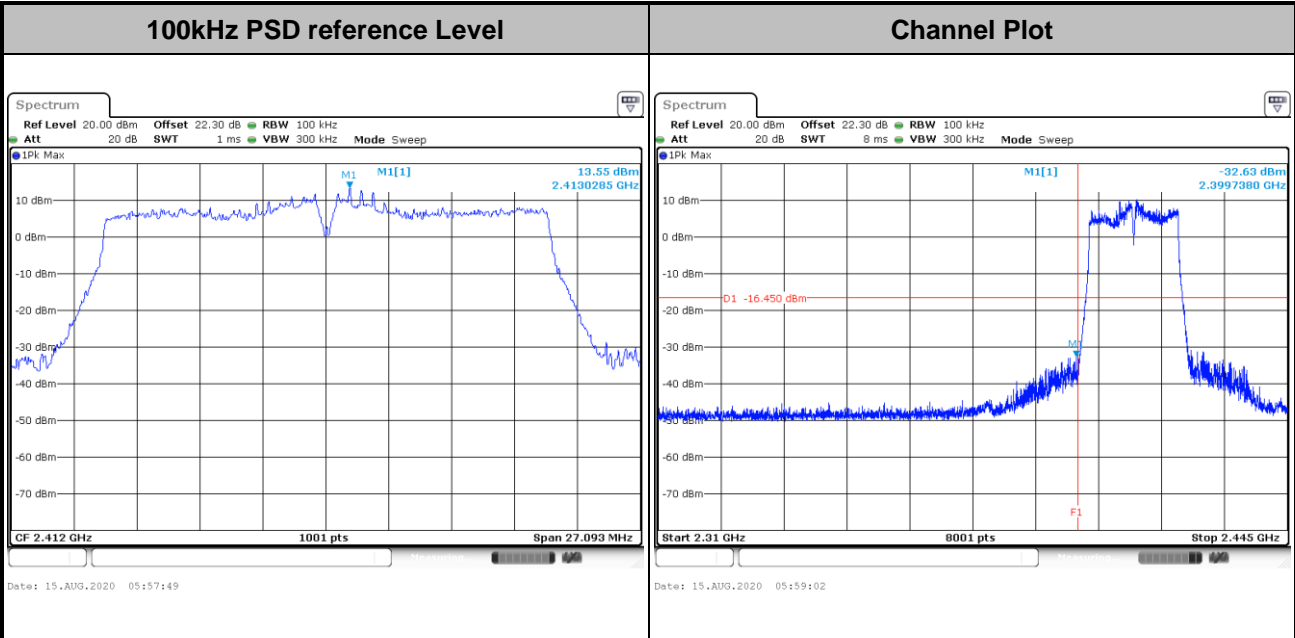
| | | | |
|-------------|---------------|----------------|------------|
| Test Mode : | 802.11ax HE40 | Test Channel : | 09 Full RU |
|-------------|---------------|----------------|------------|





Number of TX = 2, Ant. 2 (Measured)

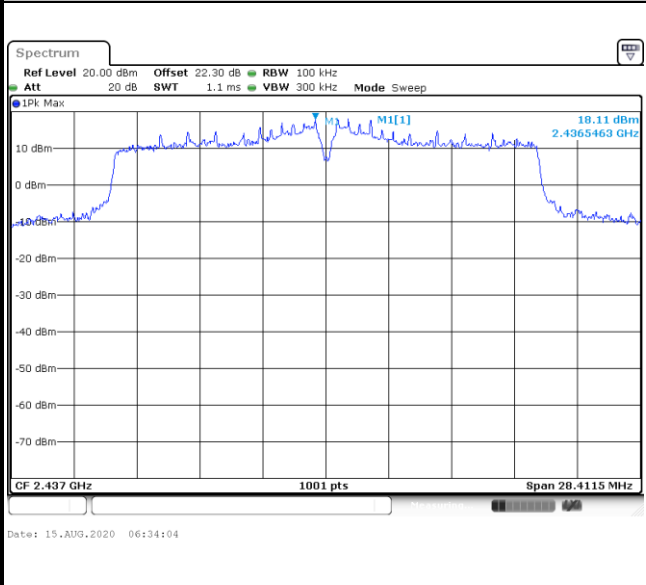
| | | | |
|-------------|---------------|----------------|------------|
| Test Mode : | 802.11ax HE20 | Test Channel : | 01 Full RU |
|-------------|---------------|----------------|------------|



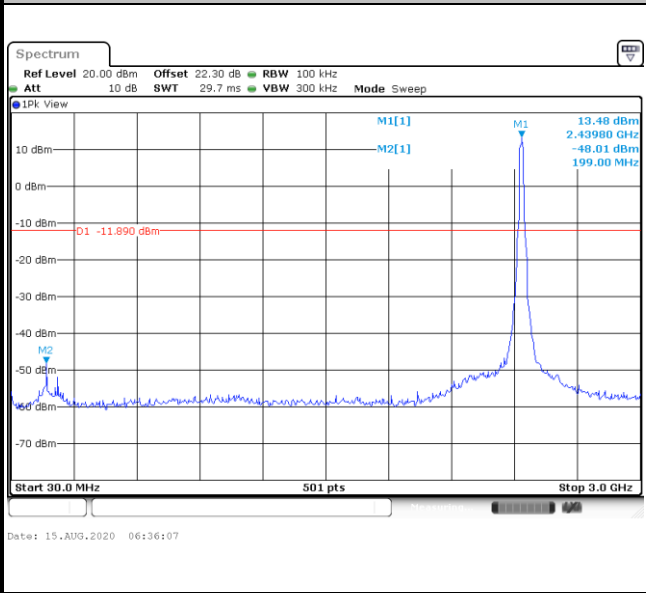


| | | | |
|--------------------|---------------|-----------------------|------------|
| Test Mode : | 802.11ax HE20 | Test Channel : | 06 Full RU |
|--------------------|---------------|-----------------------|------------|

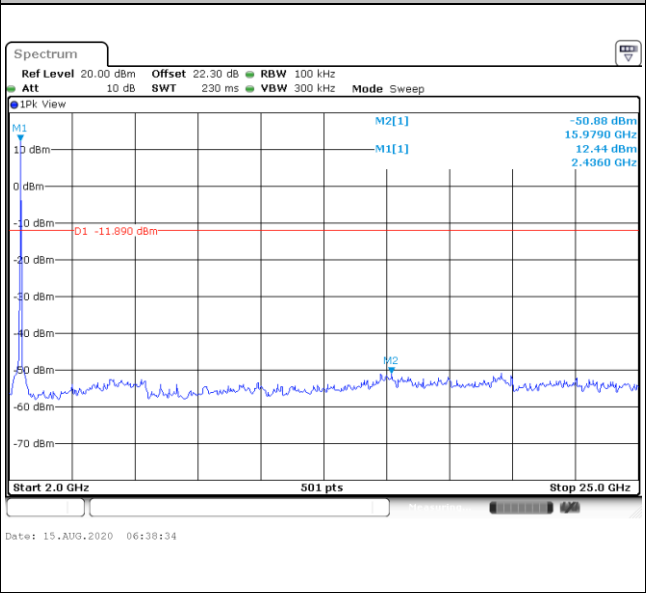
| | |
|-----------------------------------|---------------------|
| 100kHz PSD reference Level | Channel Plot |
|-----------------------------------|---------------------|



Spurious Emission 30MHz~3GHz

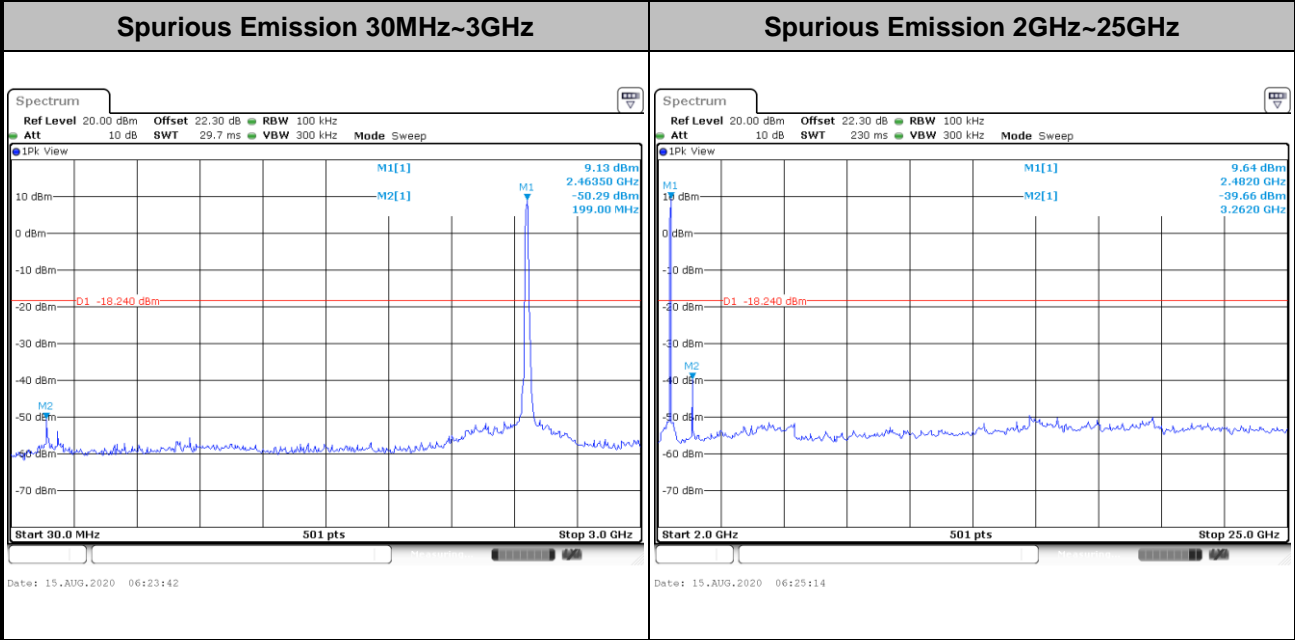
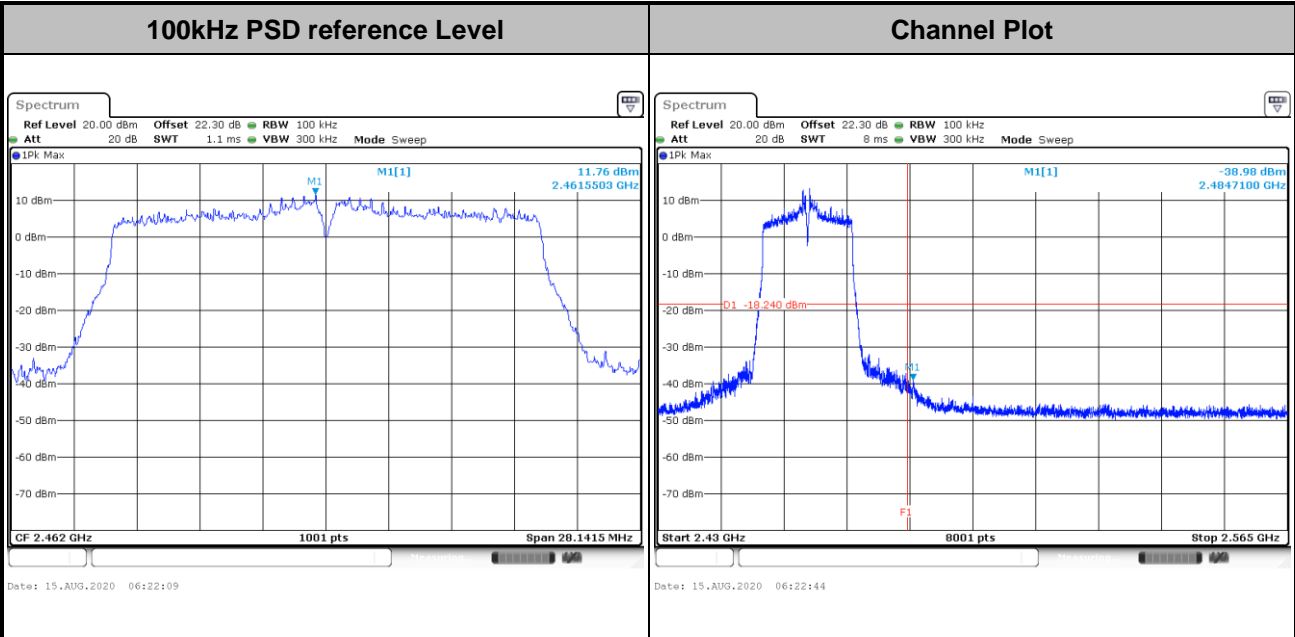


Spurious Emission 2GHz~25GHz



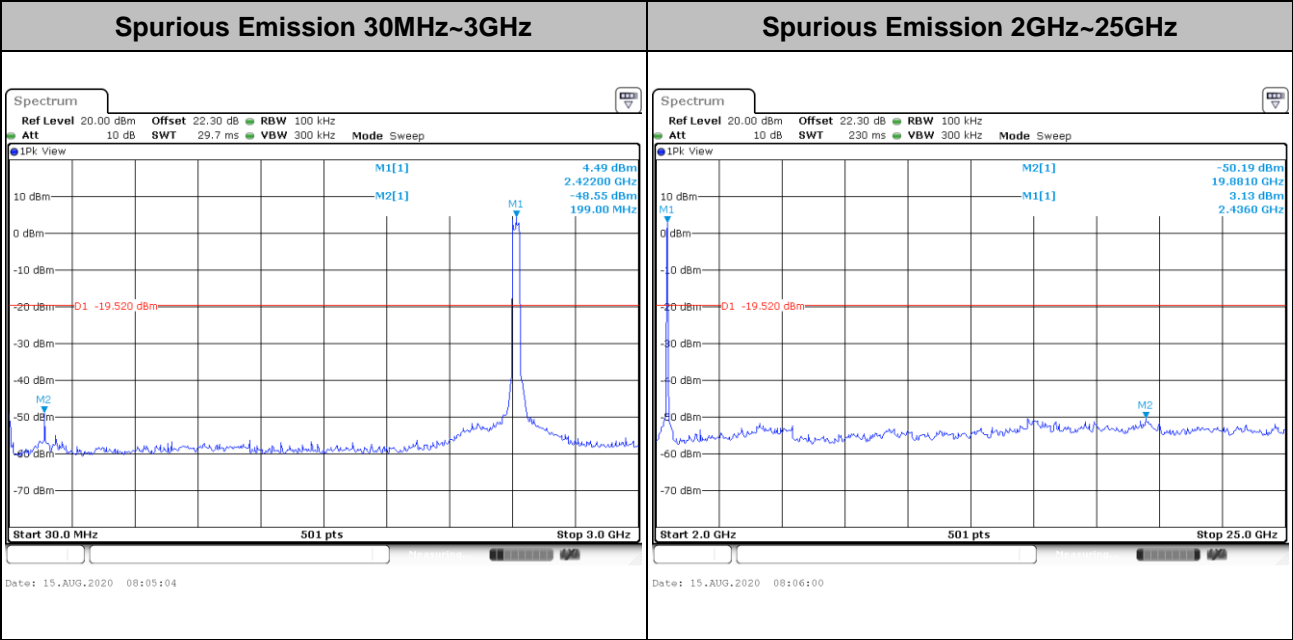
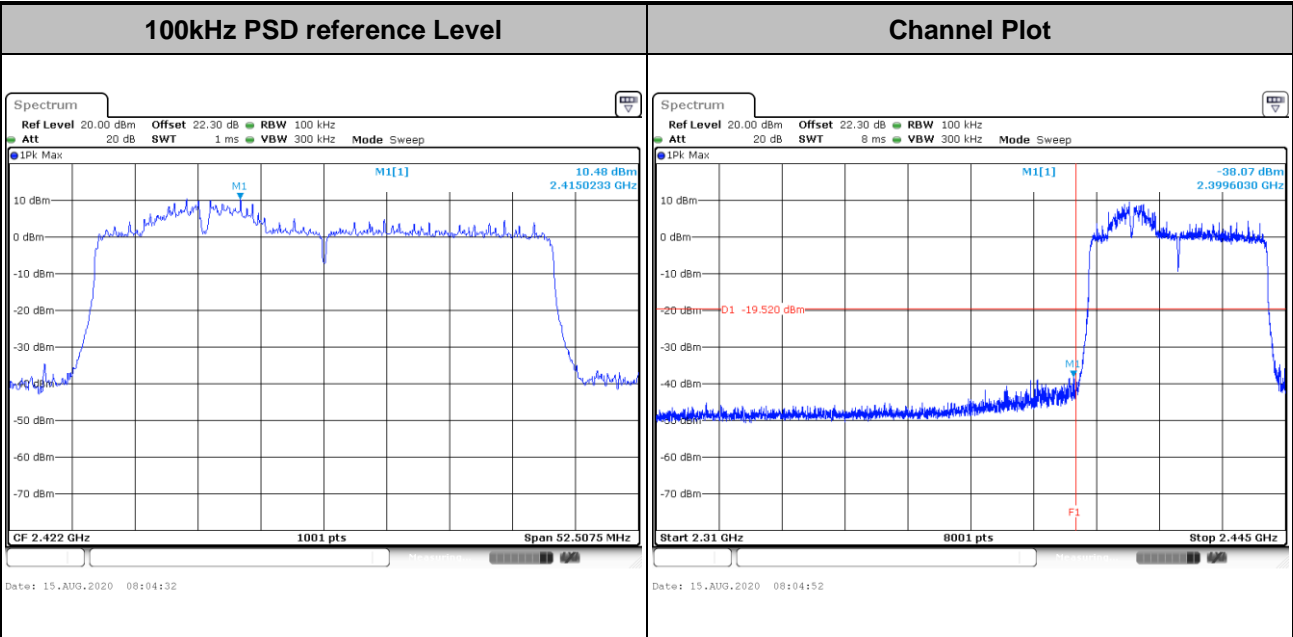


| | | | |
|-------------|---------------|----------------|------------|
| Test Mode : | 802.11ax HE20 | Test Channel : | 11 Full RU |
|-------------|---------------|----------------|------------|





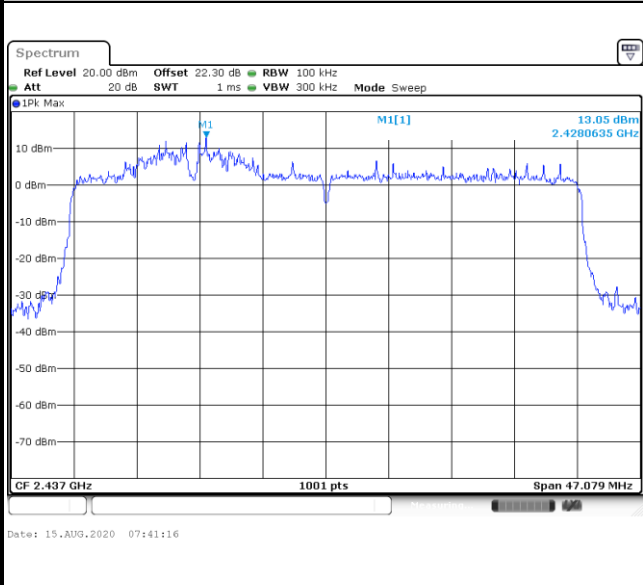
| | | | |
|-------------|---------------|----------------|------------|
| Test Mode : | 802.11ax HE40 | Test Channel : | 03 Full RU |
|-------------|---------------|----------------|------------|



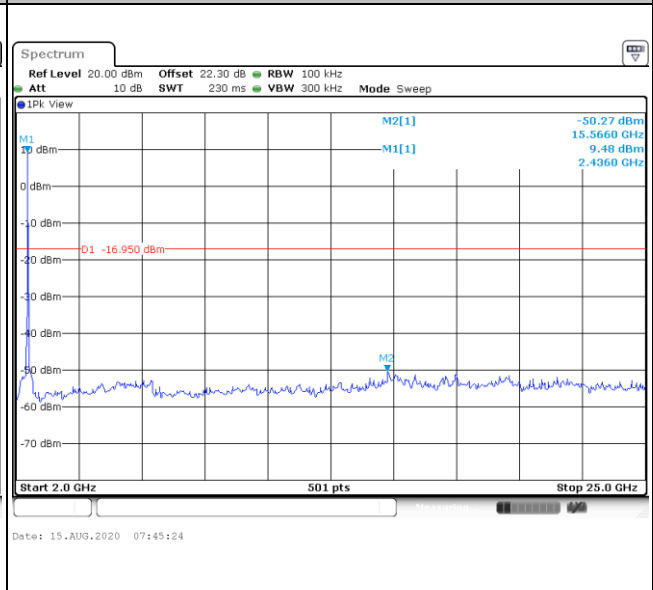
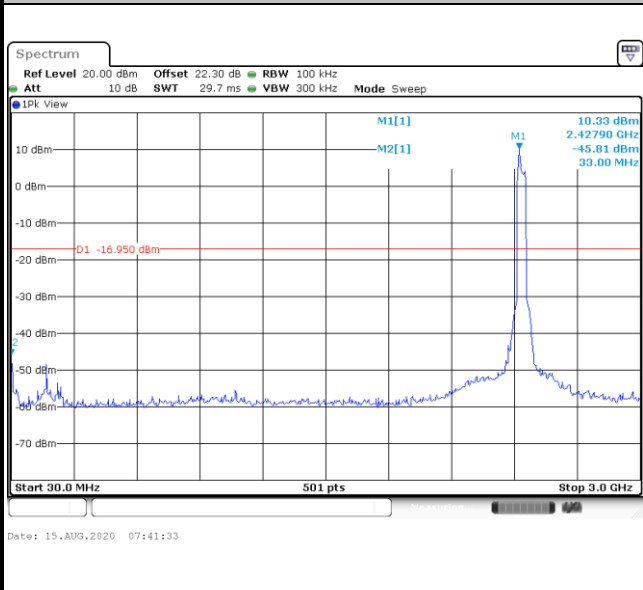


| | | | |
|-------------|---------------|----------------|------------|
| Test Mode : | 802.11ax HE40 | Test Channel : | 06 Full RU |
|-------------|---------------|----------------|------------|

| | |
|-----------------------------------|---------------------|
| 100kHz PSD reference Level | Channel Plot |
|-----------------------------------|---------------------|

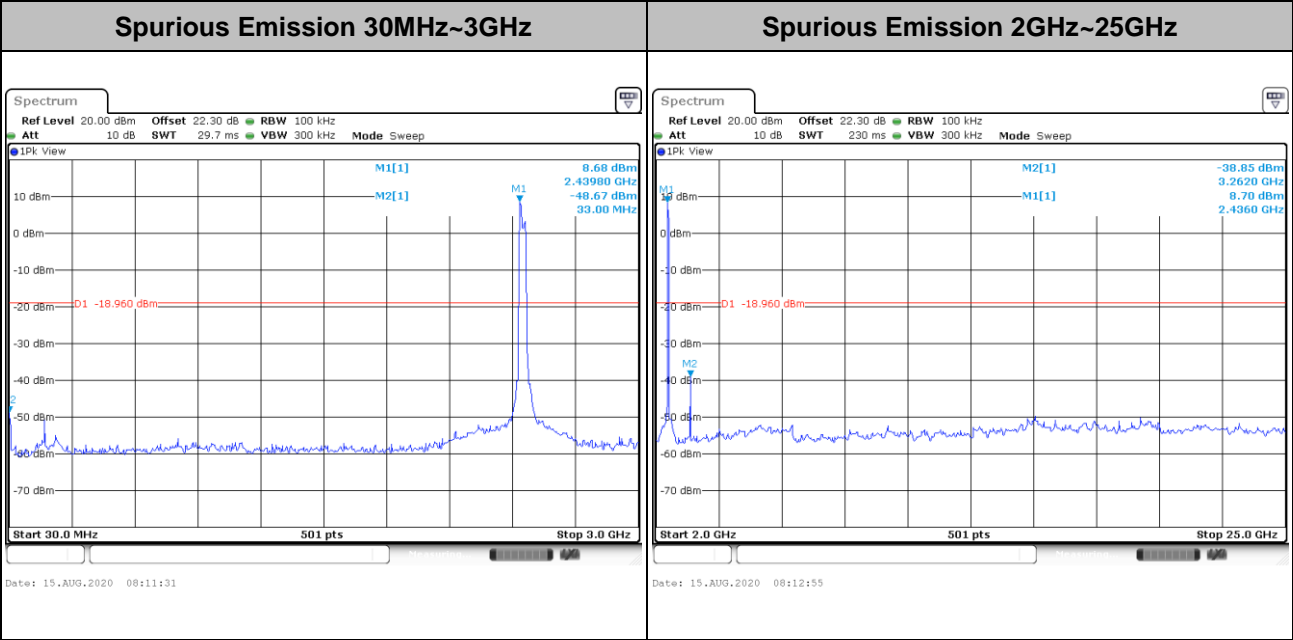
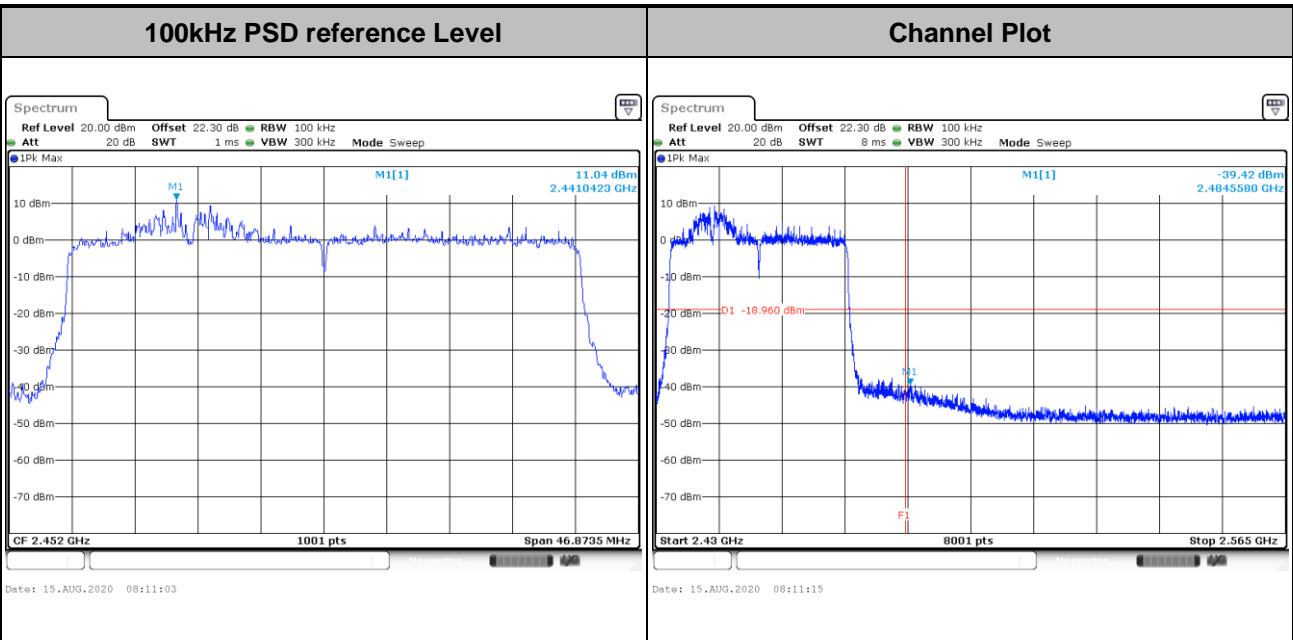


| | |
|-------------------------------------|-------------------------------------|
| Spurious Emission 30MHz~3GHz | Spurious Emission 2GHz~25GHz |
|-------------------------------------|-------------------------------------|





| | | | |
|-------------|---------------|----------------|------------|
| Test Mode : | 802.11ax HE40 | Test Channel : | 09 Full RU |
|-------------|---------------|----------------|------------|





3.5 Radiated Band Edges and Spurious Emission Measurement

3.5.1 Limit of Radiated band edge and Spurious Emission Measurement

In any 100 kHz bandwidth outside the intentional radiator frequency band, all harmonics/spurious must be at least 20 dB below the highest emission level within the authorized band. If the output power of this device was measured by spectrum analyzer, the attenuation under this paragraph shall be 30 dB instead of 20 dB. In addition, radiated emissions which fall in the restricted bands must also comply with the limits as below.

| Frequency (MHz) | Field Strength (microvolts/meter) | Measurement Distance (meters) |
|-----------------|-----------------------------------|-------------------------------|
| 0.009 – 0.490 | 2400/F(kHz) | 300 |
| 0.490 – 1.705 | 24000/F(kHz) | 30 |
| 1.705 – 30.0 | 30 | 30 |
| 30 – 88 | 100 | 3 |
| 88 – 216 | 150 | 3 |
| 216 - 960 | 200 | 3 |
| Above 960 | 500 | 3 |

3.5.2 Measuring Instruments

See list of measuring equipment of this test report.

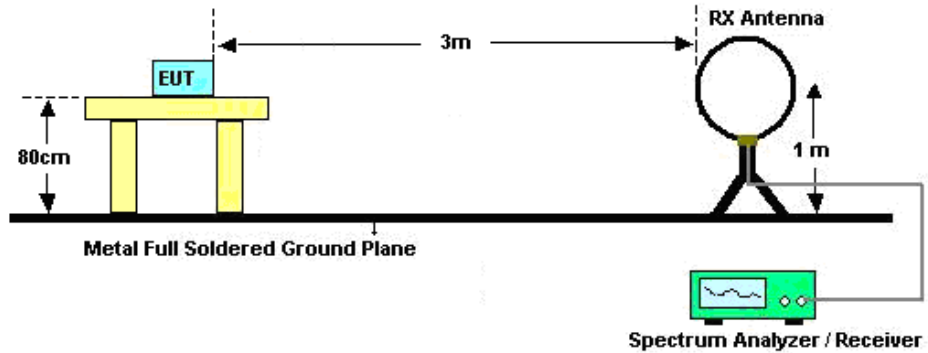


3.5.3 Test Procedures

1. The testing follows the ANSI C63.10 Section 11.12.1 Radiated emission measurements
2. The EUT was arranged to its worst case and then tune the antenna tower (from 1 m to 4 m) and turntable (from 0 degree to 360 degrees) to find the maximum reading. A pre-amp and a high pass filter are used for the test in order to get better signal level.
3. The EUT was placed on a turntable with 0.8 meter for frequency below 1GHz and 1.5 meter for frequency above 1GHz respectively above ground.
4. The EUT was set 3 meters from the interference receiving antenna, which was mounted on the top of a variable height antenna tower.
5. Corrected Reading: Antenna Factor + Cable Loss + Read Level - Preamp Factor = Level
6. For testing below 1GHz, if the emission level of the EUT in peak mode was 3 dB lower than the limit specified, then peak values of EUT will be reported, otherwise, the emissions will be repeated one by one using the CISPR quasi-peak method and reported.
7. For testing above 1GHz, the emission level of the EUT in peak mode was 20dB lower than average limit (that means the emission level in average mode also complies with the limit in average mode), then peak values of EUT will be reported, otherwise, the emissions will be measured in average mode again and reported.
8. Use the following spectrum analyzer settings:
 - (1) Span shall wide enough to fully capture the emission being measured;
 - (2) Set RBW=100 kHz for $f < 1$ GHz; $VBW \geq RBW$; Sweep = auto; Detector function = peak; Trace = max hold;
 - (3) Set RBW = 1 MHz, VBW= 3MHz for $f \geq 1$ GHz for peak measurement.
For average measurement:
 - $VBW = 10$ Hz, when duty cycle is no less than 98 percent.
 - $VBW \geq 1/T$, when duty cycle is less than 98 percent where T is the minimum transmission duration over which the transmitter is on and is transmitting at its maximum power control level for the tested mode of operation.

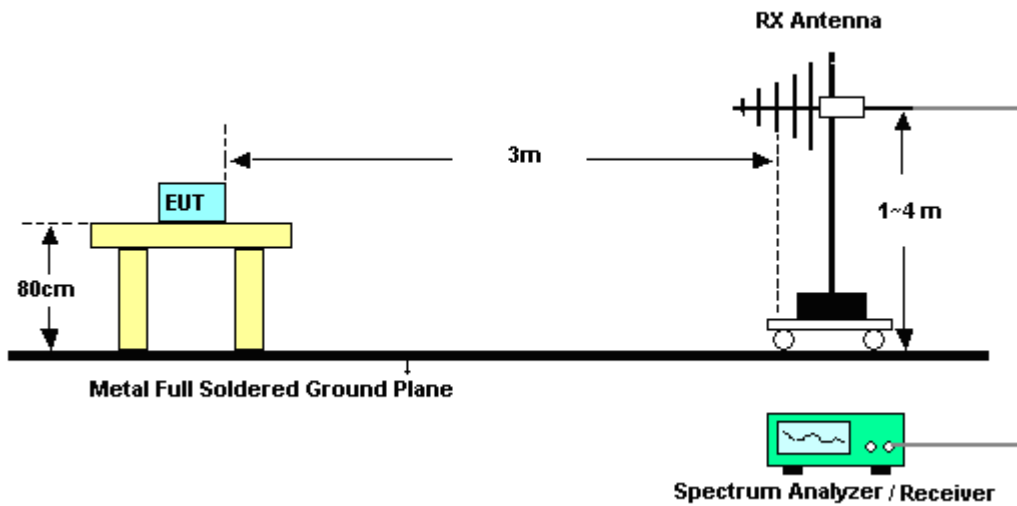
3.5.4 Test Setup

For radiated emissions below 30MHz

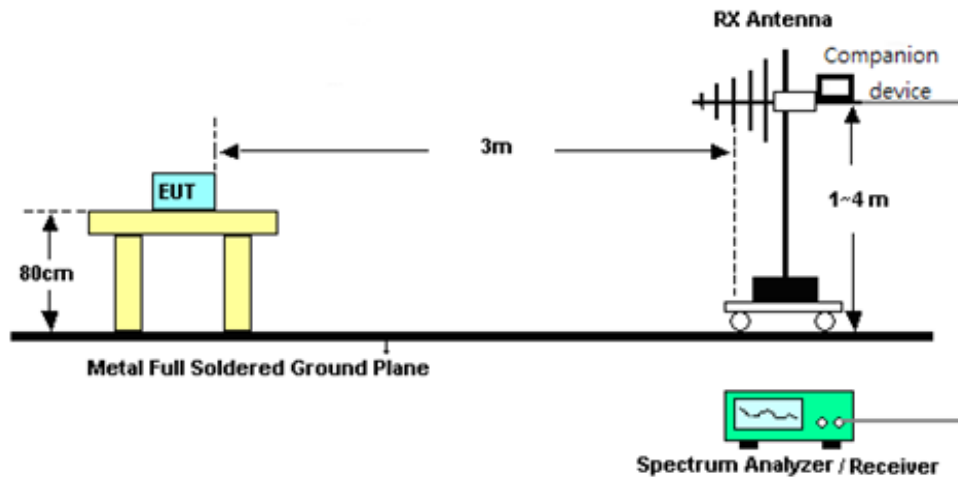


For radiated emissions from 30MHz to 1GHz

<CDD Mode>

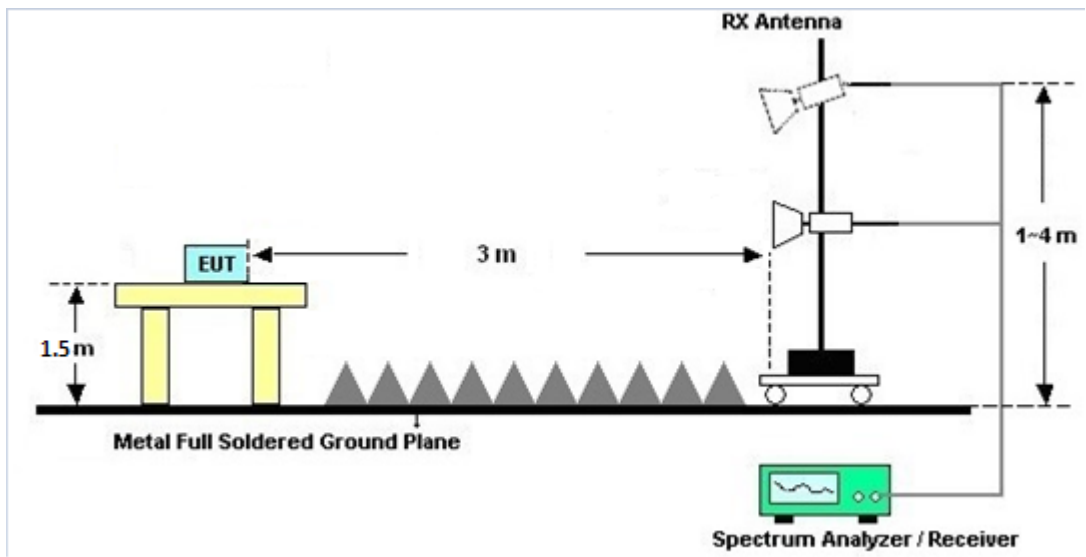


<TXBF Modes>

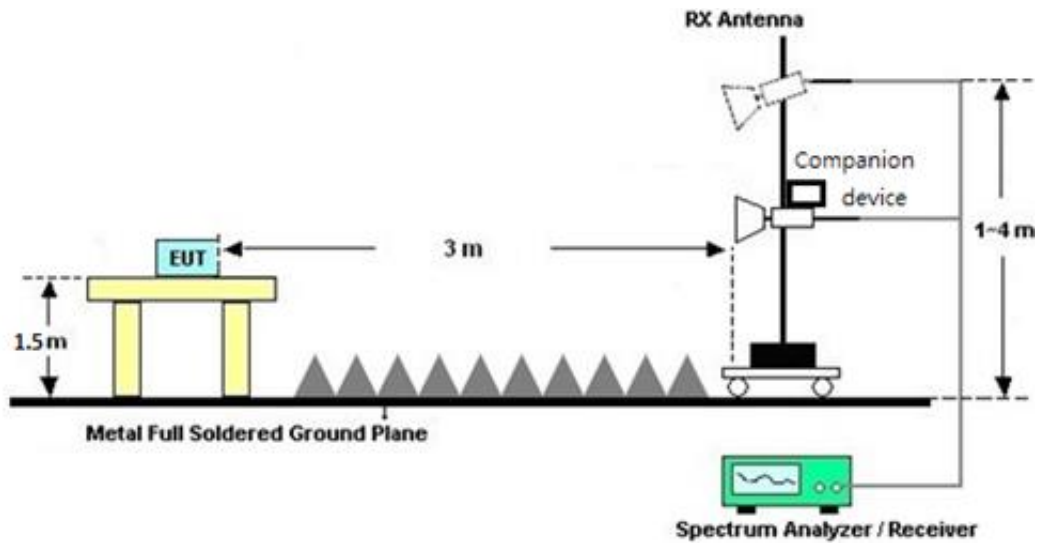


For radiated emissions from 1GHz to 18GHz

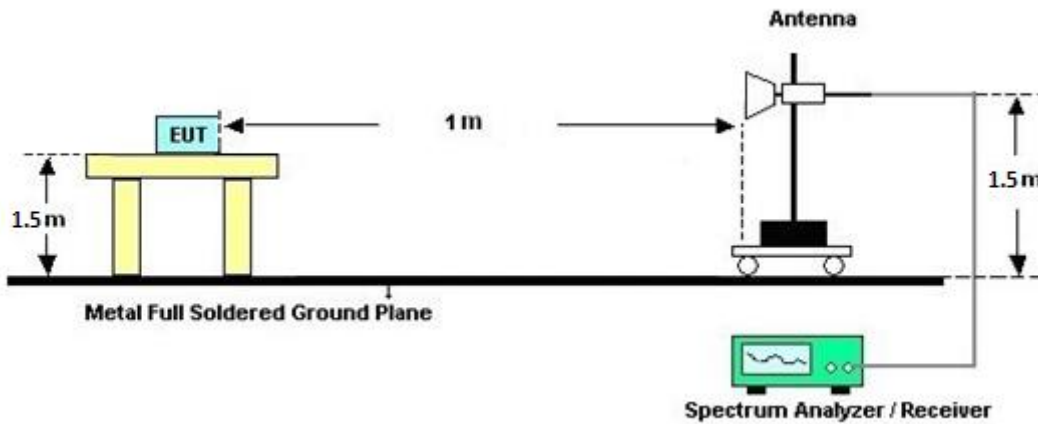
<CDD Mode>



<TXBF Modes>



For radiated emissions above 18GHz



3.5.5 Test Results of Radiated Spurious Emissions (9kHz ~ 30MHz)

The low frequency, which started from 9 kHz to 30MHz, was pre-scanned and the result which was 20dB lower than the limit line was not reported.

There is a comparison data of both open-field test site and alternative test site - semi-Anechoic chamber according to 414788 D01 Radiated Test Site v01r01, and the result came out very similar.

3.5.6 Test Result of Radiated Spurious at Band Edges

Please refer to Appendix C and D.

3.5.7 Duty Cycle

Please refer to Appendix E.

3.5.8 Test Result of Radiated Spurious Emission (30MHz ~ 10th Harmonic)

Please refer to Appendix C and D.



3.6 AC Conducted Emission Measurement

3.6.1 Limit of AC Conducted Emission

For equipment that is designed to be connected to the public utility (AC) power line, the radio frequency voltage that is conducted back onto the AC power line on any frequency or frequencies within the band 150 kHz to 30 MHz shall not exceed the limits in the following table.

| Frequency of Emission (MHz) | Conducted Limit (dBµV) | |
|-----------------------------|------------------------|-----------|
| | Quasi-Peak | Average |
| 0.15-0.5 | 66 to 56* | 56 to 46* |
| 0.5-5 | 56 | 46 |
| 5-30 | 60 | 50 |

*Decreases with the logarithm of the frequency.

3.6.2 Measuring Instruments

See list of measuring equipment of this test report.

3.6.3 Test Procedures

1. The EUT was placed 0.4 meter from the conducting wall of the shielding room, and it was kept at least 80 centimeters from any other grounded conducting surface.
2. Connect EUT to the power mains through a line impedance stabilization network (LISN).
3. All the support units are connecting to the other LISN.
4. The LISN provides 50 ohm coupling impedance for the measuring instrument.
5. The FCC states that a 50 ohm, 50 microhenry LISN should be used.
6. Both sides of AC line were checked for maximum conducted interference.
7. The frequency range from 150 kHz to 30 MHz was searched.
8. Set the test-receiver system to Peak Detect Function and specified bandwidth (IF bandwidth = 9kHz) with Maximum Hold Mode.

3.6.4 Test Setup



3.6.5 Test Result of AC Conducted Emission

Please refer to Appendix B.



3.7 Antenna Requirements

3.7.1 Standard Applicable

If directional gain of transmitting Antennas is greater than 6dBi, the power shall be reduced by the same level in dB comparing to gain minus 6dBi. The use of a permanently attached Antenna or of an Antenna that uses a unique coupling to the intentional radiator shall be considered sufficient to comply with the rule.

3.7.2 Antenna Anti-Replacement Construction

An embedded-in antenna design is used.

3.7.3 Antenna Gain

<CDD Modes >

FCC KDB 662911 D01 Multiple Transmitter Output v02r01

For CDD transmissions, directional gain is calculated as

Directional gain = G_{ANT} + Array Gain, where Array Gain is as follows.

For power spectral density (PSD) measurements on all devices,

Array Gain = $10 \log(N_{ANT}/N_{SS}=1)$ dB.

For power measurements on IEEE 802.11 devices,

Array Gain = 0 dB (i.e., no array gain) for $N_{ANT} \leq 4$.

Directional gain may be calculated by using the formulas applicable to equal gain antennas with G_{ANT} set equal to the gain of the antenna having the highest gain;

The EUT supports CDD mode.

For power, the directional gain G_{ANT} is set equal to the antenna having the highest gain, i.e., F)2)f)i).

For PSD, the directional gain calculation is following F)2)f)ii) of KDB 662911 D01 v02r01.

The power and PSD limit should be modified if the directional gain of EUT is over 6 dBi,

The directional gain "DG" is calculated as following table.

| <CDD Modes> | | | | | | |
|-------------|-----------------|-----------------|-----------------------------|---------------------------|-------------------------------------|-----------------------------------|
| | Ant. 1 (dBi) | Ant. 2 (dBi) | DG for Power (dBi) | DG for PSD (dBi) | Power Limit Reduction (dB) | PSD Limit Reduction (dB) |
| 2.4 GHz | 2.50 | 3.10 | 3.10 | 5.82 | 0.00 | 0.00 |

$Power\ Limit\ Reduction = DG(Power) - 6dBi, (min = 0)$

$PSD\ Limit\ Reduction = DG(PSD) - 6dBi, (min = 0)$

TXBF modes

FCC KDB 662911 D01 Multiple Transmitter Output v02r01

For CDD transmissions, directional gain is calculated as

$$DirectionalGain = 10 \cdot \log \left[\frac{\sum_{j=1}^{N_{SS}} \left\{ \sum_{k=1}^{N_{ANT}} g_{j,k} \right\}^2}{N_{ANT}} \right]$$

where

Each antenna is driven by no more than one spatial stream;

N_{SS} = the number of independent spatial streams of data;

N_{ANT} = the total number of antennas

$g_{j,k} = 10^{G_k / 20}$ if the k th antenna is being fed by spatial stream j , or zero if it is not;
 G_k is the gain in dBi of the k th antenna.

The EUT supports beamforming for 802.11ac modes.

The directional gain calculation is following F)2)e)ii) of KDB 662911 D01 v02r01.

The power and PSD limit should be modified if the directional gain of EUT is over 6 dBi,

The directional gain “DG” is calculated as following table.

| | | | DG | DG | Power | PSD |
|----------------|--------|--------|-------|-------|-----------|-----------|
| | | | for | for | Limit | Limit |
| | Ant. 1 | Ant. 2 | Power | PSD | Reduction | Reduction |
| | (dBi) | (dBi) | (dBi) | (dBi) | (dB) | (dB) |
| 2.4 GHz | 2.50 | 3.10 | 5.82 | 5.82 | 0.00 | 0.00 |

Power Limit Reduction = DG(Power) – 6dBi, (min = 0)

PSD Limit Reduction = DG(PSD) – 6dBi, (min = 0)



4 List of Measuring Equipment

| Instrument | Brand Name | Model No. | Serial No. | Characteristics | Calibration Date | Test Date | Due Date | Remark |
|------------------------------|-------------------|--------------------------------------|---------------------------------------|-----------------|------------------|--------------------------------|---------------|--------------------------|
| Loop Antenna | Rohde & Schwarz | HFH2-Z2 | 100315 | 9 kHz~30 MHz | Dec. 26, 2019 | May 29, 2020~ Sep. 14, 2020 | Dec. 25, 2020 | Radiation (03CH07-HY) |
| Bilog Antenna | TESEQ | CBL 6111D & 00800N1D0 1N-06 | 35419 & 03 | 30MHz~1GHz | Apr. 29, 2020 | May 29, 2020~ Sep. 14, 2020 | Apr. 28, 2021 | Radiation (03CH07-HY) |
| Double Ridge Horn Antenna | ESCO | 3117 | 00075962 | 1GHz ~ 18GHz | Dec. 06, 2019 | May 29, 2020~ Sep. 14, 2020 | Dec. 05, 2020 | Radiation (03CH07-HY) |
| SHF-EHF Horn Antenna | SCHWARZBE CK | BBHA 9170 | BBHA917058 4 | 18GHz~40GHz | Dec. 10, 2019 | May 29, 2020~ Sep. 14, 2020 | Dec. 09, 2020 | Radiation (03CH07-HY) |
| EMI Test Receiver | Agilent | N9038A (MXE) | MY53290053 | 20Hz~26.5GHz | May 21, 2020 | May 29, 2020~ Sep. 14, 2020 | May 20, 2021 | Radiation (03CH07-HY) |
| Spectrum Analyzer | Agilent | N9030A | MY52350276 | 3Hz~44GHz | Jun. 09, 2020 | May 29, 2020~ Sep. 14, 2020 | Jun. 08, 2021 | Radiation (03CH07-HY) |
| Preamplifier | COM-POWER | PA-103A | 161241 | 10MHz~1GHz | May 19, 2020 | May 29, 2020~ Sep. 14, 2020 | May 18, 2021 | Radiation (03CH07-HY) |
| Preamplifier | MITEQ | AMF-7D-001 01800-30-10 P | 1590075 | 1GHz~18GHz | Apr. 23, 2020 | May 29, 2020~ Sep. 14, 2020 | Apr. 22, 2021 | Radiation (03CH07-HY) |
| Preamplifier | Agilent | 8449B | 3008A02362 | 1GHz~26.5GHz | Nov. 01, 2019 | May 29, 2020~ Sep. 14, 2020 | Oct. 31, 2020 | Radiation (03CH07-HY) |
| Preamplifier | EMEC | EM18G40G | 060715 | 18GHz~40GHz | Dec. 13, 2019 | May 29, 2020~ Sep. 14, 2020 | Dec. 12, 2020 | Radiation (03CH07-HY) |
| RF Cable | HUBER + SUHNER | SUCOFLEX 102 | MY2858/2,80 1606/2 | 18GHz~40GHz | Feb. 25, 2020 | May 29, 2020~ Sep. 14, 2020 | Feb. 24, 2021 | Radiation (03CH07-HY) |
| RF Cable | HUBER + SUHNER | SUCOFLEX 104 | MY24971/4, MY28655/4 | 9kHz~30MHz | Feb. 25, 2020 | May 29, 2020~ Sep. 14, 2020 | Feb. 24, 2021 | Radiation (03CH07-HY) |
| RF Cable | HUBER + SUHNER | SUCOFLEX 104 | MY28655/4, MY24971/4, MY15682/4 | 30MHz~1GHz | Feb. 25, 2020 | May 29, 2020~ Sep. 14, 2020 | Feb. 24, 2021 | Radiation (03CH07-HY) |
| RF Cable | HUBER + SUHNER | SUCOFLEX 104 | MY28655/4, MY24971/4, MY15682/4 | 1GHz~18GHz | Feb. 25, 2020 | May 29, 2020~ Sep. 14, 2020 | Feb. 24, 2021 | Radiation (03CH07-HY) |
| RF Cable | HUBER + SUHNER | SUCOFLEX 102 | 801606/2 | 9KHz ~ 40GHz | N/A | May 29, 2020~ Sep. 14, 2020 | N/A | Radiation (03CH07-HY) |
| Antenna Mast | Max-Full | MFA520BS | N/A | 1m~4m | N/A | May 29, 2020~ Sep. 14, 2020 | N/A | Radiation (03CH07-HY) |
| Turn Table | ChainTek | Chaintek 3000 | N/A | 0~360 Degree | N/A | May 29, 2020~ Sep. 14, 2020 | N/A | Radiation (03CH07-HY) |
| USB Data Logger | TECPEL | TR-32 | HE17XB2495 | N/A | N/A | May 29, 2020~ Sep. 14, 2020 | N/A | Radiation (03CH07-HY) |
| Software | Audix | E3 6.2009-8-24 | N/A | N/A | N/A | May 29, 2020~ Sep. 14, 2020 | N/A | Radiation (03CH07-HY) |
| Preamplifier | EMEC | EM18G40G | 060715 | 18GHz~40GHz | Dec. 13, 2019 | May 29, 2020~ Sep. 14, 2020 | Dec. 12, 2020 | Radiation (03CH07-HY) |



| Instrument | Brand Name | Model No. | Serial No. | Characteristics | Calibration Date | Test Date | Due Date | Remark |
|-----------------------|-----------------|--------------|-------------------|-----------------|------------------|---------------------------------|---------------|----------------------|
| AC Power Source | ChainTek | APC-1000W | N/A | N/A | N/A | May 27, 2020 | N/A | Conduction (CO05-HY) |
| EMI Test Receiver | Rohde & Schwarz | ESR3 | 102388 | 9kHz~3.6GHz | Nov. 15, 2019 | May 27, 2020 | Nov. 14, 2020 | Conduction (CO05-HY) |
| LISN | Rohde & Schwarz | ENV216 | 100081 | 9kHz~30MHz | Nov. 15, 2019 | May 27, 2020 | Nov. 14, 2020 | Conduction (CO05-HY) |
| Software | Rohde & Schwarz | EMC32 V10.30 | N/A | N/A | N/A | May 27, 2020 | N/A | Conduction (CO05-HY) |
| LF Cable | HUBER + SUHNER | RG-214/U | LF01 | N/A | Jan. 02, 2020 | May 27, 2020 | Jan. 01, 2021 | Conduction (CO05-HY) |
| Pulse Limiter | Rohde & Schwarz | ESH3-Z2 | 100851 | N/A | Jan. 02, 2020 | May 27, 2020 | Jan. 01, 2021 | Conduction (CO05-HY) |
| Hygrometer | Testo | 608-H1 | 34893241 | N/A | Mar. 02, 2020 | Jun. 05, 2020~ Sep. 14, 2020 | Mar. 01, 2021 | Conducted (TH05-HY) |
| Power Sensor | DARE | RPR3006W | 16I00054SN O10 | 10MHz~6GHz | Dec. 23, 2019 | Jun. 05, 2020~ Sep. 14, 2020 | Dec. 22, 2020 | Conducted (TH05-HY) |
| Signal Analyzer | Rohde & Schwarz | FSV40 | 101397 | 10Hz~40GHz | Nov. 15, 2019 | Jun. 05, 2020~ Sep. 14, 2020 | Nov. 14, 2020 | Conducted (TH05-HY) |
| Switch Box & RF Cable | EM Electronics | EMSW18SE | SW200302 | N/A | Mar. 17, 2020 | Jun. 05, 2020~ Sep. 14, 2020 | Mar. 16, 2021 | Conducted (TH05-HY) |



5 Uncertainty of Evaluation

Uncertainty of Conducted Emission Measurement (150 kHz ~ 30 MHz)

| | |
|---|-----|
| Measuring Uncertainty for a Level of Confidence of 95% ($U = 2Uc(y)$) | 2.3 |
|---|-----|

Uncertainty of Radiated Emission Measurement (30 MHz ~ 1000 MHz)

| | |
|---|-----|
| Measuring Uncertainty for a Level of Confidence of 95% ($U = 2Uc(y)$) | 4.7 |
|---|-----|

Uncertainty of Radiated Emission Measurement (1000 MHz ~ 18000 MHz)

| | |
|---|-----|
| Measuring Uncertainty for a Level of Confidence of 95% ($U = 2Uc(y)$) | 5.3 |
|---|-----|

Uncertainty of Radiated Emission Measurement (18000 MHz ~ 40000 MHz)

| | |
|---|-----|
| Measuring Uncertainty for a Level of Confidence of 95% ($U = 2Uc(y)$) | 5.0 |
|---|-----|

Appendix A. Test Result of Conducted Test Items

| | | | | |
|----------------|----------------|--------------------|-------|----|
| Test Engineer: | Eason Huang | Temperature: | 21~25 | °C |
| Test Date: | 2020/6/5~09/14 | Relative Humidity: | 51~54 | % |

TEST RESULTS DATA
6dB and 99% Occupied Bandwidth

| 2.4GHz Band Single Antenna | | | | | | | | | | |
|----------------------------|-----------|-----|-----|-------------|-----------------------|------|--------------|------|--------------------|-----------|
| Mod. | Data Rate | NTX | CH. | Freq. (MHz) | 99% Occupied BW (MHz) | | 6dB BW (MHz) | | 6dB BW Limit (MHz) | Pass/Fail |
| | | | | | Ant1 | Ant2 | Ant1 | Ant2 | | |
| 11b | 1Mbps | 1 | 1 | 2412 | 10.44 | - | 7.05 | - | 0.50 | Pass |
| 11b | 1Mbps | 1 | 6 | 2437 | 10.44 | - | 7.05 | - | 0.50 | Pass |
| 11b | 1Mbps | 1 | 11 | 2462 | 10.54 | - | 7.03 | - | 0.50 | Pass |
| 11g | 6Mbps | 1 | 1 | 2412 | 17.08 | - | 16.34 | - | 0.50 | Pass |
| 11g | 6Mbps | 1 | 6 | 2437 | 18.83 | - | 16.32 | - | 0.50 | Pass |
| 11g | 6Mbps | 1 | 11 | 2462 | 17.03 | - | 16.34 | - | 0.50 | Pass |

| 2.4GHz Band MIMO | | | | | | | | | | |
|------------------|-----------|-----|-----|-------------|-----------------------|-------|--------------|-------|--------------------|-----------|
| Mod. | Data Rate | NTX | CH. | Freq. (MHz) | 99% Occupied BW (MHz) | | 6dB BW (MHz) | | 6dB BW Limit (MHz) | Pass/Fail |
| | | | | | Ant1 | Ant2 | Ant1 | Ant2 | | |
| 11b | 1Mbps | 2 | 1 | 2412 | 10.44 | 10.34 | 7.03 | 7.05 | 0.50 | Pass |
| 11b | 1Mbps | 2 | 6 | 2437 | 10.49 | 10.39 | 7.05 | 7.05 | 0.50 | Pass |
| 11b | 1Mbps | 2 | 11 | 2462 | 10.44 | 10.39 | 7.03 | 7.05 | 0.50 | Pass |
| 11g | 6Mbps | 2 | 1 | 2412 | 16.98 | 16.83 | 16.34 | 16.34 | 0.50 | Pass |
| 11g | 6Mbps | 2 | 6 | 2437 | 19.33 | 18.63 | 16.32 | 16.32 | 0.50 | Pass |
| 11g | 6Mbps | 2 | 11 | 2462 | 17.03 | 16.78 | 16.32 | 16.34 | 0.50 | Pass |

TEST RESULTS DATA
6dB and 99% Occupied Bandwidth

| 2.4GHz Band Single Antenna | | | | | | | | | | | |
|----------------------------|-----------|-----|-----|-------------|-----------|-----------------------|------|--------------|------|--------------------|-----------|
| Mod. | Data Rate | NTX | CH. | Freq. (MHz) | RU Config | 99% Occupied BW (MHz) | | 6dB BW (MHz) | | 6dB BW Limit (MHz) | Pass/Fail |
| | | | | | | Ant1 | Ant2 | Ant1 | Ant2 | | |
| HE20 | MCS0 | 1 | 1 | 2412 | Full | 19.08 | | 18.98 | | 0.50 | Pass |
| HE20 | MCS0 | 1 | 6 | 2437 | Full | 19.68 | | 18.98 | | 0.50 | Pass |
| HE20 | MCS0 | 1 | 11 | 2462 | Full | 19.08 | | 18.98 | | 0.50 | Pass |
| HE40 | MCS0 | 1 | 3 | 2422 | Full | 37.56 | | 37.56 | | 0.50 | Pass |
| HE40 | MCS0 | 1 | 6 | 2437 | Full | 37.66 | | 37.56 | | 0.50 | Pass |
| HE40 | MCS0 | 1 | 9 | 2452 | Full | 37.56 | | 37.56 | | 0.50 | Pass |

| 2.4GHz Band MIMO | | | | | | | | | | | |
|------------------|-----------|-----|-----|-------------|-----------|-----------------------|-------|--------------|-------|--------------------|-----------|
| Mod. | Data Rate | NTX | CH. | Freq. (MHz) | RU Config | 99% Occupied BW (MHz) | | 6dB BW (MHz) | | 6dB BW Limit (MHz) | Pass/Fail |
| | | | | | | Ant1 | Ant2 | Ant1 | Ant2 | | |
| HE20 | MCS0 | 2 | 1 | 2412 | Full | 19.03 | 19.13 | 18.98 | 19.00 | 0.50 | Pass |
| HE20 | MCS0 | 2 | 6 | 2437 | Full | 19.48 | 19.43 | 18.94 | 18.94 | 0.50 | Pass |
| HE20 | MCS0 | 2 | 11 | 2462 | Full | 19.03 | 19.13 | 18.98 | 18.98 | 0.50 | Pass |
| HE40 | MCS0 | 2 | 3 | 2422 | Full | 37.66 | 37.66 | 37.52 | 37.56 | 0.50 | Pass |
| HE40 | MCS0 | 2 | 6 | 2437 | Full | 37.76 | 37.66 | 37.60 | 37.60 | 0.50 | Pass |
| HE40 | MCS0 | 2 | 9 | 2452 | Full | 37.56 | 37.56 | 37.64 | 37.60 | 0.50 | Pass |

TEST RESULTS DATA
Average Output Power

| 2.4GHz Band Single Antenna | | | | | | | | | | | | | | | | |
|----------------------------|-----------|-----|-----|-------------|-------------------------------|------|-----|-----------------------------|------|----------|------|------------------|------|------------------------|------|------------|
| Mod. | Data Rate | NTX | CH. | Freq. (MHz) | Average Conducted Power (dBm) | | | Conducted Power Limit (dBm) | | DG (dBi) | | EIRP Power (dBm) | | EIRP Power Limit (dBm) | | Pass /Fail |
| | | | | | Ant1 | Ant2 | SUM | Ant1 | Ant2 | Ant1 | Ant2 | Ant1 | Ant2 | Ant1 | Ant2 | |
| 11b | 1Mbps | 1 | 1 | 2412 | 18.50 | - | | 30.00 | - | 2.50 | 3.10 | 21.00 | - | 36.00 | - | Pass |
| 11b | 1Mbps | 1 | 6 | 2437 | 19.30 | - | | 30.00 | - | 2.50 | 3.10 | 21.80 | - | 36.00 | - | Pass |
| 11b | 1Mbps | 1 | 11 | 2462 | 18.30 | - | | 30.00 | - | 2.50 | 3.10 | 20.80 | - | 36.00 | - | Pass |
| 11g | 6Mbps | 1 | 1 | 2412 | 22.90 | - | | 30.00 | - | 2.50 | 3.10 | 25.40 | - | 36.00 | - | Pass |
| 11g | 6Mbps | 1 | 6 | 2437 | 25.60 | - | | 30.00 | - | 2.50 | 3.10 | 28.10 | - | 36.00 | - | Pass |
| 11g | 6Mbps | 1 | 11 | 2462 | 21.50 | - | | 30.00 | - | 2.50 | 3.10 | 24.00 | - | 36.00 | - | Pass |
| HT20 | MCS0 | 1 | 1 | 2412 | 21.10 | - | | 30.00 | - | 2.50 | 3.10 | 23.60 | - | 36.00 | - | Pass |
| HT20 | MCS0 | 1 | 6 | 2437 | 25.70 | - | | 30.00 | - | 2.50 | 3.10 | 28.20 | - | 36.00 | - | Pass |
| HT20 | MCS0 | 1 | 11 | 2462 | 20.00 | - | | 30.00 | - | 2.50 | 3.10 | 22.50 | - | 36.00 | - | Pass |
| HT40 | MCS0 | 1 | 3 | 2422 | 20.20 | - | | 30.00 | - | 2.50 | 3.10 | 22.70 | - | 36.00 | - | Pass |
| HT40 | MCS0 | 1 | 6 | 2437 | 21.60 | - | | 30.00 | - | 2.50 | 3.10 | 24.10 | - | 36.00 | - | Pass |
| HT40 | MCS0 | 1 | 9 | 2452 | 18.40 | - | | 30.00 | - | 2.50 | 3.10 | 20.90 | - | 36.00 | - | Pass |
| VHT20 | MCS0 | 1 | 1 | 2412 | 21.10 | - | | 30.00 | - | 2.50 | 3.10 | 23.60 | - | 36.00 | - | Pass |
| VHT20 | MCS0 | 1 | 6 | 2437 | 25.70 | - | | 30.00 | - | 2.50 | 3.10 | 28.20 | - | 36.00 | - | Pass |
| VHT20 | MCS0 | 1 | 11 | 2462 | 20.00 | - | | 30.00 | - | 2.50 | 3.10 | 22.50 | - | 36.00 | - | Pass |
| VHT40 | MCS0 | 1 | 3 | 2422 | 20.20 | - | | 30.00 | - | 2.50 | 3.10 | 22.70 | - | 36.00 | - | Pass |
| VHT40 | MCS0 | 1 | 6 | 2437 | 21.60 | - | | 30.00 | - | 2.50 | 3.10 | 24.10 | - | 36.00 | - | Pass |
| VHT40 | MCS0 | 1 | 9 | 2452 | 18.40 | - | | 30.00 | - | 2.50 | 3.10 | 20.90 | - | 36.00 | - | Pass |

| 2.4GHz Band MIMO | | | | | | | | | | | | | | | | |
|------------------|-----------|-----|-----|-------------|-------------------------------|-------|-------|-----------------------------|------|----------|------|------------------|------|------------------------|------|------------|
| Mod. | Data Rate | NTX | CH. | Freq. (MHz) | Average Conducted Power (dBm) | | | Conducted Power Limit (dBm) | | DG (dBi) | | EIRP Power (dBm) | | EIRP Power Limit (dBm) | | Pass /Fail |
| | | | | | Ant1 | Ant2 | SUM | Ant1 | Ant2 | Ant1 | Ant2 | Ant1 | Ant2 | Ant1 | Ant2 | |
| 11b | 1Mbps | 2 | 1 | 2412 | 17.40 | 18.60 | 21.05 | 30.00 | | 3.10 | | 24.15 | | 36.00 | | Pass |
| 11b | 1Mbps | 2 | 6 | 2437 | 18.30 | 19.50 | 21.95 | 30.00 | | 3.10 | | 25.05 | | 36.00 | | Pass |
| 11b | 1Mbps | 2 | 11 | 2462 | 17.30 | 18.70 | 21.07 | 30.00 | | 3.10 | | 24.17 | | 36.00 | | Pass |
| 11g | 6Mbps | 2 | 1 | 2412 | 20.10 | 19.60 | 22.87 | 30.00 | | 3.10 | | 25.97 | | 36.00 | | Pass |
| 11g | 6Mbps | 2 | 6 | 2437 | 25.60 | 24.80 | 28.23 | 30.00 | | 3.10 | | 31.33 | | 36.00 | | Pass |
| 11g | 6Mbps | 2 | 11 | 2462 | 19.40 | 19.10 | 22.26 | 30.00 | | 3.10 | | 25.36 | | 36.00 | | Pass |
| HT20 | MCS0 | 2 | 1 | 2412 | 19.10 | 18.70 | 21.91 | 30.00 | | 3.10 | | 25.01 | | 36.00 | | Pass |
| HT20 | MCS0 | 2 | 6 | 2437 | 25.10 | 24.30 | 27.73 | 30.00 | | 3.10 | | 30.83 | | 36.00 | | Pass |
| HT20 | MCS0 | 2 | 11 | 2462 | 17.70 | 17.60 | 20.66 | 30.00 | | 3.10 | | 23.76 | | 36.00 | | Pass |
| HT40 | MCS0 | 2 | 3 | 2422 | 18.50 | 18.30 | 21.41 | 30.00 | | 3.10 | | 24.51 | | 36.00 | | Pass |
| HT40 | MCS0 | 2 | 6 | 2437 | 20.50 | 20.20 | 23.36 | 30.00 | | 3.10 | | 26.46 | | 36.00 | | Pass |
| HT40 | MCS0 | 2 | 9 | 2452 | 17.60 | 17.20 | 20.41 | 30.00 | | 3.10 | | 23.51 | | 36.00 | | Pass |
| VHT20 | MCS0 | 2 | 1 | 2412 | 19.20 | 18.60 | 21.92 | 30.00 | | 3.10 | | 25.02 | | 36.00 | | Pass |
| VHT20 | MCS0 | 2 | 6 | 2437 | 25.10 | 24.30 | 27.73 | 30.00 | | 3.10 | | 30.83 | | 36.00 | | Pass |
| VHT20 | MCS0 | 2 | 11 | 2462 | 17.70 | 17.60 | 20.66 | 30.00 | | 3.10 | | 23.76 | | 36.00 | | Pass |
| VHT40 | MCS0 | 2 | 3 | 2422 | 18.50 | 18.30 | 21.41 | 30.00 | | 3.10 | | 24.51 | | 36.00 | | Pass |
| VHT40 | MCS0 | 2 | 6 | 2437 | 20.50 | 20.10 | 23.31 | 30.00 | | 3.10 | | 26.41 | | 36.00 | | Pass |
| VHT40 | MCS0 | 2 | 9 | 2452 | 17.60 | 17.20 | 20.41 | 30.00 | | 3.10 | | 23.51 | | 36.00 | | Pass |

Note: Measured power (dBm) has offset with cable loss.

TEST RESULTS DATA
Average Output Power

| 2.4GHz Band Single Antenna | | | | | | | | | | | | | | | | | |
|----------------------------|-----------|-----|-----|-------------|-----------|-------------------------------|------|-----|-----------------------------|------|----------|------|------------------|------|------------------------|------|------------|
| Mod. | Data Rate | NTX | CH. | Freq. (MHz) | RU Config | Average Conducted Power (dBm) | | | Conducted Power Limit (dBm) | | DG (dBi) | | EIRP Power (dBm) | | EIRP Power Limit (dBm) | | Pass /Fail |
| | | | | | | Ant1 | Ant2 | SUM | Ant1 | Ant2 | Ant1 | Ant2 | Ant1 | Ant2 | Ant1 | Ant2 | |
| HE20 | MCS0 | 1 | 1 | 2412 | Full | 21.40 | - | | 30.00 | - | 2.50 | 3.10 | 23.90 | - | 36.00 | - | Pass |
| HE20 | MCS0 | 1 | 6 | 2437 | Full | 25.90 | - | | 30.00 | - | 2.50 | 3.10 | 28.40 | - | 36.00 | - | Pass |
| HE20 | MCS0 | 1 | 11 | 2462 | Full | 20.20 | - | | 30.00 | - | 2.50 | 3.10 | 22.70 | - | 36.00 | - | Pass |
| HE40 | MCS0 | 1 | 3 | 2422 | Full | 20.40 | - | | 30.00 | - | 2.50 | 3.10 | 22.90 | - | 36.00 | - | Pass |
| HE40 | MCS0 | 1 | 6 | 2437 | Full | 21.80 | - | | 30.00 | - | 2.50 | 3.10 | 24.30 | - | 36.00 | - | Pass |
| HE40 | MCS0 | 1 | 9 | 2452 | Full | 18.60 | - | | 30.00 | - | 2.50 | 3.10 | 21.10 | - | 36.00 | - | Pass |

| 2.4GHz Band MIMO | | | | | | | | | | | | | | | | | |
|------------------|-----------|-----|-----|-------------|-----------|-------------------------------|-------|-------|-----------------------------|------|----------|------|------------------|------|------------------------|------|------------|
| Mod. | Data Rate | NTX | CH. | Freq. (MHz) | RU Config | Average Conducted Power (dBm) | | | Conducted Power Limit (dBm) | | DG (dBi) | | EIRP Power (dBm) | | EIRP Power Limit (dBm) | | Pass /Fail |
| | | | | | | Ant1 | Ant2 | SUM | Ant1 | Ant2 | Ant1 | Ant2 | Ant1 | Ant2 | Ant1 | Ant2 | |
| HE20 | MCS0 | 2 | 1 | 2412 | Full | 19.50 | 18.80 | 22.17 | 30.00 | | 3.10 | | 25.27 | | 36.00 | | Pass |
| HE20 | MCS0 | 2 | 6 | 2437 | Full | 25.30 | 24.50 | 27.93 | 30.00 | | 3.10 | | 31.03 | | 36.00 | | Pass |
| HE20 | MCS0 | 2 | 11 | 2462 | Full | 18.20 | 17.90 | 21.06 | 30.00 | | 3.10 | | 24.16 | | 36.00 | | Pass |
| HE40 | MCS0 | 2 | 3 | 2422 | Full | 18.90 | 18.40 | 21.67 | 30.00 | | 3.10 | | 24.77 | | 36.00 | | Pass |
| HE40 | MCS0 | 2 | 6 | 2437 | Full | 20.80 | 20.50 | 23.66 | 30.00 | | 3.10 | | 26.76 | | 36.00 | | Pass |
| HE40 | MCS0 | 2 | 9 | 2452 | Full | 17.70 | 17.50 | 20.61 | 30.00 | | 3.10 | | 23.71 | | 36.00 | | Pass |

Note: Measured power (dBm) has offset with cable loss.

TEST RESULTS DATA
Peak Power Spectral Density

| 2.4GHz Band Single Antenna | | | | | | | | | | | | |
|----------------------------|-----------|-----|-----|-------------|---------------------|------|--------------|----------|------|---------------------------|------|-----------|
| Mod. | Data Rate | NTX | CH. | Freq. (MHz) | Peak PSD (dBm/3kHz) | | | DG (dBi) | | Peak PSD Limit (dBm/3kHz) | | Pass/Fail |
| | | | | | Ant1 | Ant2 | Worse + 3.01 | Ant1 | Ant2 | Ant1 | Ant2 | |
| 11b | 1Mbps | 1 | 1 | 2412 | -2.16 | - | | 2.50 | 3.10 | 8.00 | 8.00 | Pass |
| 11b | 1Mbps | 1 | 6 | 2437 | -2.68 | - | | 2.50 | 3.10 | 8.00 | 8.00 | Pass |
| 11b | 1Mbps | 1 | 11 | 2462 | -3.33 | - | | 2.50 | 3.10 | 8.00 | 8.00 | Pass |
| 11g | 6Mbps | 1 | 1 | 2412 | -3.62 | - | | 2.50 | 3.10 | 8.00 | 8.00 | Pass |
| 11g | 6Mbps | 1 | 6 | 2437 | -0.77 | - | | 2.50 | 3.10 | 8.00 | 8.00 | Pass |
| 11g | 6Mbps | 1 | 11 | 2462 | -4.93 | - | | 2.50 | 3.10 | 8.00 | 8.00 | Pass |

| 2.4GHz Band MIMO | | | | | | | | | | | | |
|------------------|-----------|-----|-----|-------------|---------------------|-------|--------------|----------|------|---------------------------|------|-----------|
| Mod. | Data Rate | NTX | CH. | Freq. (MHz) | Peak PSD (dBm/3kHz) | | | DG (dBi) | | Peak PSD Limit (dBm/3kHz) | | Pass/Fail |
| | | | | | Ant1 | Ant2 | Worse + 3.01 | Ant1 | Ant2 | Ant1 | Ant2 | |
| 11b | 1Mbps | 2 | 1 | 2412 | -4.67 | -3.61 | -0.60 | 5.82 | | 8.00 | | Pass |
| 11b | 1Mbps | 2 | 6 | 2437 | -2.97 | -2.15 | 0.86 | 5.82 | | 8.00 | | Pass |
| 11b | 1Mbps | 2 | 11 | 2462 | -4.65 | -3.24 | -0.23 | 5.82 | | 8.00 | | Pass |
| 11g | 6Mbps | 2 | 1 | 2412 | -6.45 | -5.99 | -2.98 | 5.82 | | 8.00 | | Pass |
| 11g | 6Mbps | 2 | 6 | 2437 | -0.44 | -0.51 | 2.57 | 5.82 | | 8.00 | | Pass |
| 11g | 6Mbps | 2 | 11 | 2462 | -6.97 | -6.38 | -3.37 | 5.82 | | 8.00 | | Pass |

Measured power density (dBm) has offset with cable loss.

TEST RESULTS DATA
Peak Power Spectral Density

| 2.4GHz Band Single Antenna | | | | | | | | | | | | | |
|----------------------------|-----------|-----|-----|-------------|-----------|---------------------|------|--------------|----------|------|---------------------------|------|-----------|
| Mod. | Data Rate | NTX | CH. | Freq. (MHz) | RU Config | Peak PSD (dBm/3kHz) | | | DG (dBi) | | Peak PSD Limit (dBm/3kHz) | | Pass/Fail |
| | | | | | | Ant1 | Ant2 | Worse + 3.01 | Ant1 | Ant2 | Ant1 | Ant2 | |
| HE20 | MCS0 | 1 | 1 | 2412 | Full | -4.74 | | | 2.50 | 3.10 | 8.00 | 8.00 | Pass |
| HE20 | MCS0 | 1 | 6 | 2437 | Full | -0.41 | | | 2.50 | 3.10 | 8.00 | 8.00 | Pass |
| HE20 | MCS0 | 1 | 11 | 2462 | Full | -5.65 | | | 2.50 | 3.10 | 8.00 | 8.00 | Pass |
| HE40 | MCS0 | 1 | 3 | 2422 | Full | -10.07 | | | 2.50 | 3.10 | 8.00 | 8.00 | Pass |
| HE40 | MCS0 | 1 | 6 | 2437 | Full | -8.14 | | | 2.50 | 3.10 | 8.00 | 8.00 | Pass |
| HE40 | MCS0 | 1 | 9 | 2452 | Full | -11.51 | | | 2.50 | 3.10 | 8.00 | 8.00 | Pass |

| 2.4GHz Band MIMO | | | | | | | | | | | | | |
|------------------|-----------|-----|-----|-------------|-----------|---------------------|--------|--------------|----------|------|---------------------------|------|-----------|
| Mod. | Data Rate | NTX | CH. | Freq. (MHz) | RU Config | Peak PSD (dBm/3kHz) | | | DG (dBi) | | Peak PSD Limit (dBm/3kHz) | | Pass/Fail |
| | | | | | | Ant1 | Ant2 | Worse + 3.01 | Ant1 | Ant2 | Ant1 | Ant2 | |
| HE20 | MCS0 | 2 | 1 | 2412 | Full | -6.52 | -6.81 | -3.51 | 5.82 | | 8.00 | | Pass |
| HE20 | MCS0 | 2 | 6 | 2437 | Full | -0.75 | -1.06 | 2.26 | 5.82 | | 8.00 | | Pass |
| HE20 | MCS0 | 2 | 11 | 2462 | Full | -7.74 | -7.46 | -4.45 | 5.82 | | 8.00 | | Pass |
| HE40 | MCS0 | 2 | 3 | 2422 | Full | -10.99 | -11.10 | -7.98 | 5.82 | | 8.00 | | Pass |
| HE40 | MCS0 | 2 | 6 | 2437 | Full | -9.65 | -9.82 | -6.64 | 5.82 | | 8.00 | | Pass |
| HE40 | MCS0 | 2 | 9 | 2452 | Full | -12.47 | -12.12 | -9.11 | 5.82 | | 8.00 | | Pass |

Measured power density (dBm) has offset with cable loss.

<TXBF Mode>

| | | | | |
|----------------|-----------|--------------------|-------|----|
| Test Engineer: | Kai Liao | Temperature: | 21~25 | °C |
| Test Date: | 2020/8/14 | Relative Humidity: | 51~54 | % |

TEST RESULTS DATA
6dB and 99% Occupied Bandwidth

| 2.4GHz Band MIMO | | | | | | | | | | | |
|------------------|-----------|-----|-----|-------------|-----------|-----------------------|-------|--------------|-------|--------------------|-----------|
| Mod. | Data Rate | NTX | CH. | Freq. (MHz) | RU Config | 99% Occupied BW (MHz) | | 6dB BW (MHz) | | 6dB BW Limit (MHz) | Pass/Fail |
| | | | | | | Ant1 | Ant2 | Ant1 | Ant2 | | |
| HE20 | MCS0 | 2 | 1 | 2412 | Full | 19.08 | 19.08 | 19.10 | 18.06 | 0.50 | Pass |
| HE20 | MCS0 | 2 | 6 | 2437 | Full | 19.43 | 20.28 | 18.96 | 18.94 | 0.50 | Pass |
| HE20 | MCS0 | 2 | 11 | 2462 | Full | 19.08 | 19.03 | 18.46 | 18.76 | 0.50 | Pass |
| HE40 | MCS0 | 2 | 3 | 2422 | Full | 37.66 | 37.66 | 31.64 | 35.01 | 0.50 | Pass |
| HE40 | MCS0 | 2 | 6 | 2437 | Full | 37.76 | 37.86 | 33.77 | 31.39 | 0.50 | Pass |
| HE40 | MCS0 | 2 | 9 | 2452 | Full | 37.66 | 37.66 | 31.25 | 31.25 | 0.50 | Pass |

TEST RESULTS DATA
Average Output Power

| 2.4GHz Band MIMO | | | | | | | | | | | | | | | | | |
|------------------|-----------|-----|-----|-------------|-----------|-------------------------------|-------|-------|-----------------------------|------|----------|------|------------------|------|------------------------|------|------------|
| Mod. | Data Rate | NTX | CH. | Freq. (MHz) | RU Config | Average Conducted Power (dBm) | | | Conducted Power Limit (dBm) | | DG (dBi) | | EIRP Power (dBm) | | EIRP Power Limit (dBm) | | Pass /Fail |
| | | | | | | Ant1 | Ant2 | SUM | Ant1 | Ant2 | Ant1 | Ant2 | Ant1 | Ant2 | Ant1 | Ant2 | |
| HE20 | MCS0 | 2 | 1 | 2412 | Full | 20.60 | 21.00 | 23.81 | 30.00 | | 5.82 | | 29.63 | | 36.00 | Pass | |
| HE20 | MCS0 | 2 | 6 | 2437 | Full | 26.80 | 27.00 | 29.91 | 30.00 | | 5.82 | | 35.73 | | 36.00 | Pass | |
| HE20 | MCS0 | 2 | 11 | 2462 | Full | 20.40 | 20.80 | 23.61 | 30.00 | | 5.82 | | 29.43 | | 36.00 | Pass | |
| HE40 | MCS0 | 2 | 3 | 2422 | Full | 20.80 | 20.80 | 23.81 | 30.00 | | 5.82 | | 29.63 | | 36.00 | Pass | |
| HE40 | MCS0 | 2 | 6 | 2437 | Full | 23.00 | 22.90 | 25.96 | 30.00 | | 5.82 | | 31.78 | | 36.00 | Pass | |
| HE40 | MCS0 | 2 | 9 | 2452 | Full | 20.50 | 20.40 | 23.46 | 30.00 | | 5.82 | | 29.28 | | 36.00 | Pass | |

Note: Measured power (dBm) has offset with cable loss.

TEST RESULTS DATA
Peak Power Spectral Density

| 2.4GHz Band MIMO | | | | | | | | | | | | | |
|------------------|-----------|-----|-----|-------------|-----------|---------------------|-------|--------------|----------|------|---------------------------|------|-----------|
| Mod. | Data Rate | NTX | CH. | Freq. (MHz) | RU Config | Peak PSD (dBm/3kHz) | | | DG (dBi) | | Peak PSD Limit (dBm/3kHz) | | Pass/Fail |
| | | | | | | Ant1 | Ant2 | Worse + 3.01 | Ant1 | Ant2 | Ant1 | Ant2 | |
| HE20 | MCS0 | 2 | 1 | 2412 | Full | -3.52 | -3.56 | -0.51 | 5.82 | | 8.00 | | Pass |
| HE20 | MCS0 | 2 | 6 | 2437 | Full | 3.49 | 3.74 | 6.75 | 5.82 | | 8.00 | | Pass |
| HE20 | MCS0 | 2 | 11 | 2462 | Full | -4.04 | -4.20 | -1.03 | 5.82 | | 8.00 | | Pass |
| HE40 | MCS0 | 2 | 3 | 2422 | Full | -5.80 | -6.26 | -2.79 | 5.82 | | 8.00 | | Pass |
| HE40 | MCS0 | 2 | 6 | 2437 | Full | -1.86 | -2.12 | 1.15 | 5.82 | | 8.00 | | Pass |
| HE40 | MCS0 | 2 | 9 | 2452 | Full | -5.73 | -6.54 | -2.72 | 5.82 | | 8.00 | | Pass |

Measured power density (dBm) has offset with cable loss.



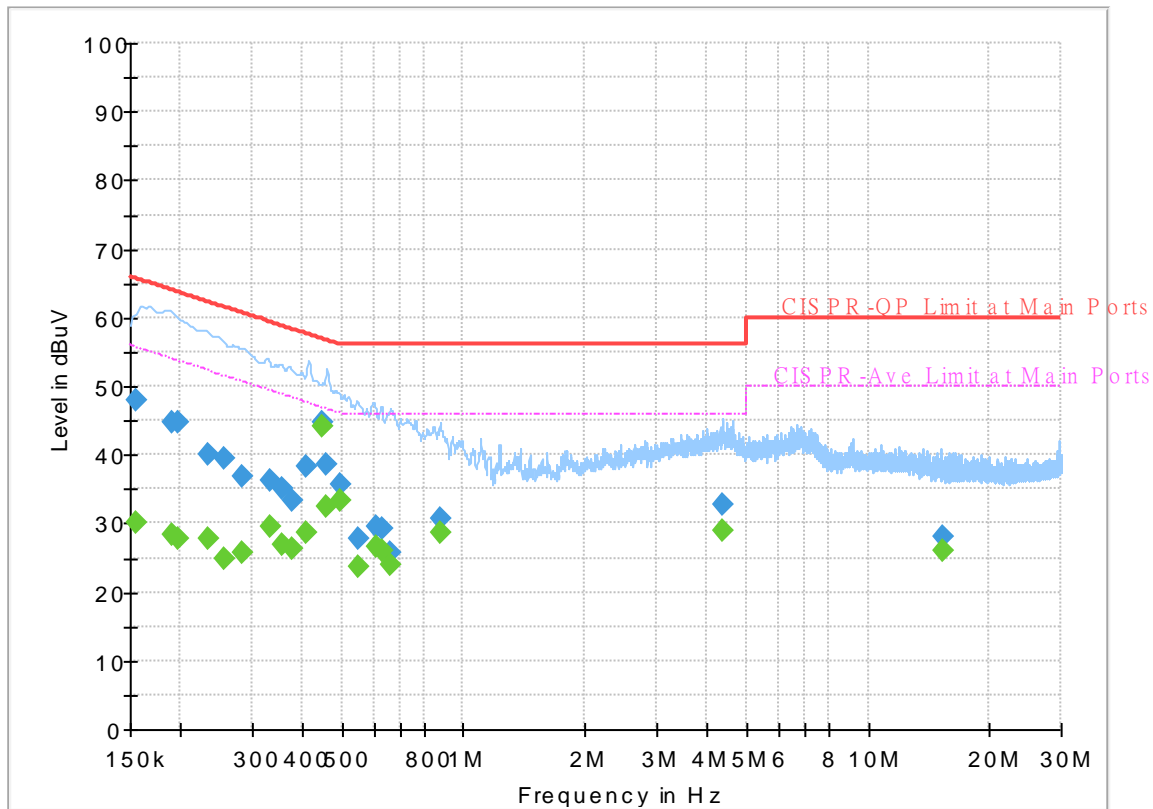
Appendix B. AC Conducted Emission Test Results

| | | | |
|-----------------|--------------|---------------------|---------|
| Test Engineer : | Howard Huang | Temperature : | 21~25°C |
| | | Relative Humidity : | 45~50% |

EUT Information

Report NO : 031701
 Test Mode : Mode 1
 Test Voltage : 120Vac/60Hz
 Phase : Line

Full Spectrum



Final_Result

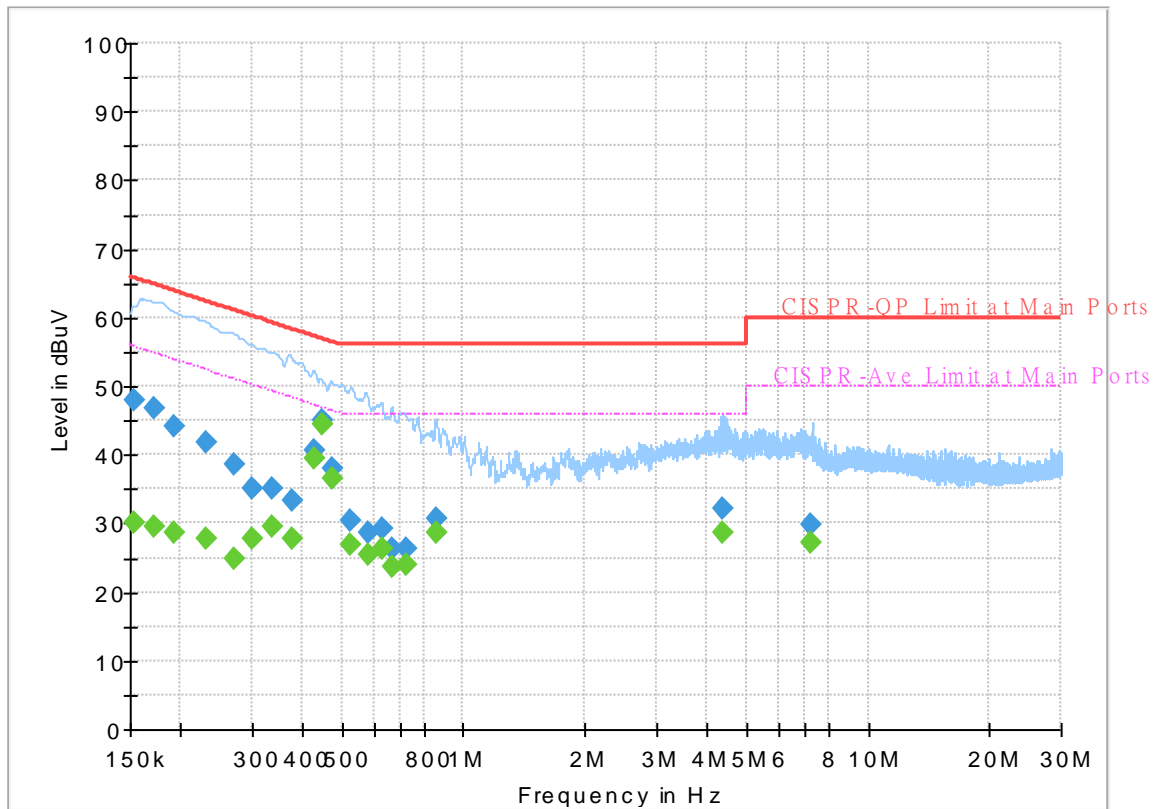
| Frequency (MHz) | QuasiPeak (dBuV) | CAverage (dBuV) | Limit (dBuV) | Margin (dB) | Line | Filter | Corr. (dB) |
|-----------------|------------------|-----------------|--------------|-------------|------|--------|------------|
| 0.154500 | --- | 30.01 | 55.75 | 25.74 | L1 | OFF | 19.6 |
| 0.154500 | 47.93 | --- | 65.75 | 17.82 | L1 | OFF | 19.6 |
| 0.190500 | --- | 28.43 | 54.02 | 25.59 | L1 | OFF | 19.6 |
| 0.190500 | 44.88 | --- | 64.02 | 19.14 | L1 | OFF | 19.6 |
| 0.197250 | --- | 27.70 | 53.73 | 26.03 | L1 | OFF | 19.6 |
| 0.197250 | 44.67 | --- | 63.73 | 19.06 | L1 | OFF | 19.6 |
| 0.232980 | --- | 27.75 | 52.34 | 24.59 | L1 | OFF | 19.6 |
| 0.232980 | 40.17 | --- | 62.34 | 22.17 | L1 | OFF | 19.6 |
| 0.255750 | --- | 24.86 | 51.57 | 26.71 | L1 | OFF | 19.6 |
| 0.255750 | 39.57 | --- | 61.57 | 22.00 | L1 | OFF | 19.6 |
| 0.285270 | --- | 25.59 | 50.66 | 25.07 | L1 | OFF | 19.6 |
| 0.285270 | 36.72 | --- | 60.66 | 23.94 | L1 | OFF | 19.6 |
| 0.334500 | --- | 29.59 | 49.34 | 19.75 | L1 | OFF | 19.6 |
| 0.334500 | 36.24 | --- | 59.34 | 23.10 | L1 | OFF | 19.6 |
| 0.357000 | --- | 26.76 | 48.80 | 22.04 | L1 | OFF | 19.6 |
| 0.357000 | 34.96 | --- | 58.80 | 23.84 | L1 | OFF | 19.6 |
| 0.376080 | --- | 26.34 | 48.37 | 22.03 | L1 | OFF | 19.6 |
| 0.376080 | 33.28 | --- | 58.37 | 25.09 | L1 | OFF | 19.6 |
| 0.411000 | --- | 28.74 | 47.63 | 18.89 | L1 | OFF | 19.6 |
| 0.411000 | 38.18 | --- | 57.63 | 19.45 | L1 | OFF | 19.6 |
| 0.449970 | --- | 44.12 | 46.88 | 2.76 | L1 | OFF | 19.6 |

| | | | | | | | |
|-----------|-------|-------|-------|-------|----|-----|------|
| 0.449970 | 44.73 | --- | 56.88 | 12.15 | L1 | OFF | 19.6 |
| 0.456000 | --- | 32.48 | 46.77 | 14.29 | L1 | OFF | 19.6 |
| 0.456000 | 38.73 | --- | 56.77 | 18.04 | L1 | OFF | 19.6 |
| 0.496140 | --- | 33.22 | 46.06 | 12.84 | L1 | OFF | 19.6 |
| 0.496140 | 35.79 | --- | 56.06 | 20.27 | L1 | OFF | 19.6 |
| 0.549240 | --- | 23.81 | 46.00 | 22.19 | L1 | OFF | 19.6 |
| 0.549240 | 27.67 | --- | 56.00 | 28.33 | L1 | OFF | 19.6 |
| 0.606750 | --- | 26.68 | 46.00 | 19.32 | L1 | OFF | 19.6 |
| 0.606750 | 29.53 | --- | 56.00 | 26.47 | L1 | OFF | 19.6 |
| 0.630150 | --- | 26.15 | 46.00 | 19.85 | L1 | OFF | 19.6 |
| 0.630150 | 29.16 | --- | 56.00 | 26.84 | L1 | OFF | 19.6 |
| 0.658950 | --- | 23.83 | 46.00 | 22.17 | L1 | OFF | 19.6 |
| 0.658950 | 25.71 | --- | 56.00 | 30.29 | L1 | OFF | 19.6 |
| 0.875130 | --- | 28.57 | 46.00 | 17.43 | L1 | OFF | 19.6 |
| 0.875130 | 30.56 | --- | 56.00 | 25.44 | L1 | OFF | 19.6 |
| 4.362000 | --- | 28.84 | 46.00 | 17.16 | L1 | OFF | 19.8 |
| 4.362000 | 32.70 | --- | 56.00 | 23.30 | L1 | OFF | 19.8 |
| 15.288000 | --- | 26.10 | 50.00 | 23.90 | L1 | OFF | 20.2 |
| 15.288000 | 27.99 | --- | 60.00 | 32.01 | L1 | OFF | 20.2 |

EUT Information

Report NO : 031701
 Test Mode : Mode 1
 Test Voltage : 120Vac/60Hz
 Phase : Neutral

Full Spectrum



Final_Result

| Frequency (MHz) | QuasiPeak (dBuV) | CAverage (dBuV) | Limit (dBuV) | Margin (dB) | Line | Filter | Corr. (dB) |
|-----------------|------------------|-----------------|--------------|-------------|------|--------|------------|
| 0.153870 | --- | 30.15 | 55.79 | 25.64 | N | OFF | 19.6 |
| 0.153870 | 48.09 | --- | 65.79 | 17.70 | N | OFF | 19.6 |
| 0.172500 | --- | 29.40 | 54.84 | 25.44 | N | OFF | 19.6 |
| 0.172500 | 46.77 | --- | 64.84 | 18.07 | N | OFF | 19.6 |
| 0.192750 | --- | 28.52 | 53.92 | 25.40 | N | OFF | 19.6 |
| 0.192750 | 44.15 | --- | 63.92 | 19.77 | N | OFF | 19.6 |
| 0.231000 | --- | 27.68 | 52.41 | 24.73 | N | OFF | 19.6 |
| 0.231000 | 41.91 | --- | 62.41 | 20.50 | N | OFF | 19.6 |
| 0.271500 | --- | 24.83 | 51.07 | 26.24 | N | OFF | 19.6 |
| 0.271500 | 38.57 | --- | 61.07 | 22.50 | N | OFF | 19.6 |
| 0.300750 | --- | 27.72 | 50.22 | 22.50 | N | OFF | 19.6 |
| 0.300750 | 34.95 | --- | 60.22 | 25.27 | N | OFF | 19.6 |
| 0.335220 | --- | 29.41 | 49.32 | 19.91 | N | OFF | 19.6 |
| 0.335220 | 34.99 | --- | 59.32 | 24.33 | N | OFF | 19.6 |
| 0.379500 | --- | 27.73 | 48.29 | 20.56 | N | OFF | 19.6 |
| 0.379500 | 33.46 | --- | 58.29 | 24.83 | N | OFF | 19.6 |
| 0.426750 | --- | 39.35 | 47.32 | 7.97 | N | OFF | 19.6 |
| 0.426750 | 40.63 | --- | 57.32 | 16.69 | N | OFF | 19.6 |
| 0.449520 | --- | 44.58 | 46.88 | 2.30 | N | OFF | 19.6 |
| 0.449520 | 45.02 | --- | 56.88 | 11.86 | N | OFF | 19.6 |
| 0.473370 | --- | 36.69 | 46.46 | 9.77 | N | OFF | 19.6 |

| | | | | | | | |
|----------|-------|-------|-------|-------|---|-----|------|
| 0.473370 | 37.89 | --- | 56.46 | 18.57 | N | OFF | 19.6 |
| 0.523500 | --- | 26.86 | 46.00 | 19.14 | N | OFF | 19.6 |
| 0.523500 | 30.44 | --- | 56.00 | 25.56 | N | OFF | 19.6 |
| 0.579750 | --- | 25.48 | 46.00 | 20.52 | N | OFF | 19.6 |
| 0.579750 | 28.72 | --- | 56.00 | 27.28 | N | OFF | 19.6 |
| 0.629430 | --- | 26.20 | 46.00 | 19.80 | N | OFF | 19.6 |
| 0.629430 | 29.18 | --- | 56.00 | 26.82 | N | OFF | 19.6 |
| 0.669750 | --- | 23.56 | 46.00 | 22.44 | N | OFF | 19.6 |
| 0.669750 | 26.46 | --- | 56.00 | 29.54 | N | OFF | 19.6 |
| 0.719250 | --- | 23.86 | 46.00 | 22.14 | N | OFF | 19.6 |
| 0.719250 | 26.25 | --- | 56.00 | 29.75 | N | OFF | 19.6 |
| 0.853080 | --- | 28.61 | 46.00 | 17.39 | N | OFF | 19.6 |
| 0.853080 | 30.66 | --- | 56.00 | 25.34 | N | OFF | 19.6 |
| 4.366500 | --- | 28.75 | 46.00 | 17.25 | N | OFF | 19.8 |
| 4.366500 | 32.06 | --- | 56.00 | 23.94 | N | OFF | 19.8 |
| 7.260000 | --- | 27.16 | 50.00 | 22.84 | N | OFF | 19.9 |
| 7.260000 | 29.91 | --- | 60.00 | 30.09 | N | OFF | 19.9 |



Appendix C. Radiated Spurious Emission

| | | | |
|-----------------|-----------------------------------|---------------------|---------|
| Test Engineer : | Jesse Wang, Stan Hsieh and Ken Wu | Temperature : | 21~23°C |
| | | Relative Humidity : | 51~58% |

<CDD Mode>

2.4GHz 2400~2483.5MHz

WIFI 802.11b (Band Edge @ 3m)

| WIFI Ant. | Note | Frequency (MHz) | Level (dBμV/m) | Over Limit (dB) | Limit Line (dBμV/m) | Read Level (dBμV) | Antenna Factor (dB/m) | Path Loss (dB) | Preamp Factor (dB) | Ant Pos (cm) | Table Pos (deg) | Peak Avg. (P/A) | Pol. (H/V) | |
|-----------------------------|------|-------------------|------------------|-------------------|-----------------------|---------------------|-------------------------|------------------|----------------------|----------------|-------------------|-------------------|--------------|---|
| 802.11b CH 01 2412MHz | | 2390 | 59.13 | -14.87 | 74 | 44.58 | 31.8 | 17.98 | 35.23 | 259 | 295 | P | H | |
| | | 2389.38 | 50.46 | -3.54 | 54 | 35.91 | 31.8 | 17.98 | 35.23 | 259 | 295 | A | H | |
| | * | 2412 | 117.09 | - | - | 102.45 | 31.87 | 18.02 | 35.25 | 259 | 295 | P | H | |
| | * | 2412 | 113.9 | - | - | 99.26 | 31.87 | 18.02 | 35.25 | 259 | 295 | A | H | |
| | | | | | | | | | | | | | H | |
| | | | | | | | | | | | | | | H |
| | | | 2389.695 | 59.92 | -14.08 | 74 | 45.37 | 31.8 | 17.98 | 35.23 | 300 | 251 | P | V |
| | | | 2389.275 | 52.39 | -1.61 | 54 | 37.84 | 31.8 | 17.98 | 35.23 | 300 | 251 | A | V |
| | * | | 2412 | 116.13 | - | - | 101.49 | 31.87 | 18.02 | 35.25 | 300 | 251 | P | V |
| | * | | 2412 | 112.88 | - | - | 98.24 | 31.87 | 18.02 | 35.25 | 300 | 251 | A | V |
| | | | | | | | | | | | | | | V |
| | | | | | | | | | | | | | | V |
| 802.11b CH 06 2437MHz | | 2388.4 | 58.52 | -15.48 | 74 | 43.97 | 31.8 | 17.98 | 35.23 | 286 | 302 | P | H | |
| | | 2388.4 | 52.2 | -1.8 | 54 | 37.65 | 31.8 | 17.98 | 35.23 | 286 | 302 | A | H | |
| | * | 2437 | 118.06 | - | - | 103.27 | 32 | 18.05 | 35.26 | 286 | 302 | P | H | |
| | * | 2437 | 114.82 | - | - | 100.03 | 32 | 18.05 | 35.26 | 286 | 302 | A | H | |
| | | | 2485.23 | 57.96 | -16.04 | 74 | 43.06 | 32.07 | 18.12 | 35.29 | 286 | 302 | P | H |
| | | | 2485.37 | 50.49 | -3.51 | 54 | 35.59 | 32.07 | 18.12 | 35.29 | 286 | 302 | A | H |
| | | | 2388.54 | 57.91 | -16.09 | 74 | 43.36 | 31.8 | 17.98 | 35.23 | 330 | 252 | P | V |
| | | | 2388.4 | 51.93 | -2.07 | 54 | 37.38 | 31.8 | 17.98 | 35.23 | 330 | 252 | A | V |
| | * | | 2437 | 117.8 | - | - | 103.01 | 32 | 18.05 | 35.26 | 330 | 252 | P | V |
| | * | | 2437 | 114.54 | - | - | 99.75 | 32 | 18.05 | 35.26 | 330 | 252 | A | V |
| | | | 2484.95 | 57.02 | -16.98 | 74 | 42.12 | 32.07 | 18.12 | 35.29 | 330 | 252 | P | V |
| | | | 2483.62 | 48.07 | -5.93 | 54 | 33.17 | 32.07 | 18.12 | 35.29 | 330 | 252 | A | V |



| | | | | | | | | | | | | | |
|--|---|---------|--------|--------|----|--------|-------|-------|-------|-----|-----|---|---|
| 802.11b CH 11 2462MHz | * | 2462 | 115.28 | - | - | 100.44 | 32.03 | 18.09 | 35.28 | 284 | 300 | P | H |
| | * | 2462 | 112.02 | - | - | 97.18 | 32.03 | 18.09 | 35.28 | 284 | 300 | A | H |
| | | 2483.64 | 59.97 | -14.03 | 74 | 45.07 | 32.07 | 18.12 | 35.29 | 284 | 300 | P | H |
| | | 2488.64 | 50.98 | -3.02 | 54 | 36.04 | 32.1 | 18.13 | 35.29 | 284 | 300 | A | H |
| | | | | | | | | | | | | | H |
| | | | | | | | | | | | | | H |
| | * | 2462 | 115.81 | - | - | 100.97 | 32.03 | 18.09 | 35.28 | 318 | 256 | P | V |
| | * | 2462 | 112.58 | - | - | 97.74 | 32.03 | 18.09 | 35.28 | 318 | 256 | A | V |
| | | 2484.32 | 58.99 | -15.01 | 74 | 44.09 | 32.07 | 18.12 | 35.29 | 318 | 256 | P | V |
| | | 2488.64 | 51.08 | -2.92 | 54 | 36.14 | 32.1 | 18.13 | 35.29 | 318 | 256 | A | V |
| | | | | | | | | | | | | | V |
| | | | | | | | | | | | | | V |
| Remark | 1. No other spurious found. 2. All results are PASS against Peak and Average limit line. | | | | | | | | | | | | |



**2.4GHz 2400~2483.5MHz
WIFI 802.11b (Harmonic @ 3m)**

| WIFI Ant. 1 | Note | Frequency (MHz) | Level (dBμV/m) | Over Limit (dB) | Limit Line (dBμV/m) | Read Level (dBμV) | Antenna Factor (dB/m) | Path Loss (dB) | Preamp Factor (dB) | Ant Pos (cm) | Table Pos (deg) | Peak Avg. (P/A) | Pol. (H/V) | |
|-----------------------------|--|-------------------|------------------|-------------------|-----------------------|---------------------|-------------------------|------------------|----------------------|----------------|-------------------|-------------------|--------------|---|
| 802.11b CH 01 2412MHz | | 4824 | 48.14 | -25.86 | 74 | 60.99 | 34.05 | 11.99 | 58.89 | 100 | 0 | P | H | |
| | | | | | | | | | | | | | H | |
| | | | | | | | | | | | | | H | |
| | | | | | | | | | | | | | H | |
| | | | 4824 | 46.89 | -27.11 | 74 | 59.74 | 34.05 | 11.99 | 58.89 | 100 | 0 | P | V |
| | | | | | | | | | | | | | | V |
| | | | | | | | | | | | | | | V |
| 802.11b CH 06 2437MHz | | 4874 | 47.18 | -26.82 | 74 | 59.78 | 34.1 | 12.06 | 58.76 | 100 | 0 | P | H | |
| | | 7311 | 49.86 | -24.14 | 74 | 57.15 | 35.6 | 14.58 | 57.47 | 100 | 0 | P | H | |
| | | | | | | | | | | | | | H | |
| | | | | | | | | | | | | | H | |
| | | | 4874 | 46.84 | -27.16 | 74 | 59.44 | 34.1 | 12.06 | 58.76 | 100 | 0 | P | V |
| | | | 7311 | 49.66 | -24.34 | 74 | 56.95 | 35.6 | 14.58 | 57.47 | 100 | 0 | P | V |
| | | | | | | | | | | | | | | V |
| 802.11b CH 11 2462MHz | | 4924 | 43.8 | -30.2 | 74 | 56.08 | 34.23 | 12.13 | 58.64 | 100 | 0 | P | H | |
| | | 7386 | 42.95 | -31.05 | 74 | 50.25 | 35.6 | 14.64 | 57.54 | 100 | 0 | P | H | |
| | | | | | | | | | | | | | H | |
| | | | | | | | | | | | | | H | |
| | | | 4924 | 42.55 | -31.45 | 74 | 54.83 | 34.23 | 12.13 | 58.64 | 100 | 0 | P | V |
| | | | 7386 | 53.13 | -20.87 | 74 | 60.43 | 35.6 | 14.64 | 57.54 | 286 | 68 | P | V |
| | | | | | | | | | | | | | | V |
| Remark | 1. No other spurious found. | | | | | | | | | | | | | |
| | 2. All results are PASS against Peak and Average limit line. | | | | | | | | | | | | | |



**2.4GHz 2400~2483.5MHz
WIFI 802.11g (Band Edge @ 3m)**

| WIFI Ant. 1 | Note | Frequency (MHz) | Level (dBμV/m) | Over Limit (dB) | Limit Line (dBμV/m) | Read Level (dBμV) | Antenna Factor (dB/m) | Path Loss (dB) | Preamp Factor (dB) | Ant Pos (cm) | Table Pos (deg) | Peak Avg. (P/A) | Pol. (H/V) | |
|-----------------------------|------|-------------------|------------------|-------------------|-----------------------|---------------------|-------------------------|------------------|----------------------|----------------|-------------------|-------------------|--------------|---|
| 802.11g CH 01 2412MHz | | 2389.8 | 69.88 | -4.12 | 74 | 55.33 | 31.8 | 17.98 | 35.23 | 259 | 289 | P | H | |
| | | 2390 | 52.27 | -1.73 | 54 | 37.72 | 31.8 | 17.98 | 35.23 | 259 | 289 | A | H | |
| | * | 2412 | 112.59 | - | - | 97.95 | 31.87 | 18.02 | 35.25 | 259 | 289 | P | H | |
| | * | 2412 | 104.87 | - | - | 90.23 | 31.87 | 18.02 | 35.25 | 259 | 289 | A | H | |
| | | | | | | | | | | | | | H | |
| | | | | | | | | | | | | | H | |
| | | | 2389.59 | 65.98 | -8.02 | 74 | 51.43 | 31.8 | 17.98 | 35.23 | 326 | 237 | P | V |
| | | | 2390 | 50.6 | -3.4 | 54 | 36.05 | 31.8 | 17.98 | 35.23 | 326 | 237 | A | V |
| | * | | 2412 | 112.07 | - | - | 97.43 | 31.87 | 18.02 | 35.25 | 326 | 237 | P | V |
| | * | | 2412 | 104.35 | - | - | 89.71 | 31.87 | 18.02 | 35.25 | 326 | 237 | A | V |
| | | | | | | | | | | | | | V | |
| | | | | | | | | | | | | | V | |
| 802.11g CH 06 2437MHz | | 2380.84 | 56.22 | -17.78 | 74 | 41.65 | 31.83 | 17.97 | 35.23 | 278 | 311 | P | H | |
| | | 2389.94 | 45.43 | -8.57 | 54 | 30.88 | 31.8 | 17.98 | 35.23 | 278 | 311 | A | H | |
| | * | 2437 | 114.75 | - | - | 99.96 | 32 | 18.05 | 35.26 | 278 | 311 | P | H | |
| | * | 2437 | 106.85 | - | - | 92.06 | 32 | 18.05 | 35.26 | 278 | 311 | A | H | |
| | | | 2486.98 | 58.16 | -15.84 | 74 | 43.25 | 32.07 | 18.13 | 35.29 | 278 | 311 | P | H |
| | | | 2483.83 | 46.99 | -7.01 | 54 | 32.09 | 32.07 | 18.12 | 35.29 | 278 | 311 | A | H |
| | | | 2378.18 | 56.62 | -17.38 | 74 | 42.06 | 31.83 | 17.96 | 35.23 | 290 | 263 | P | V |
| | | | 2388.68 | 45.36 | -8.64 | 54 | 30.81 | 31.8 | 17.98 | 35.23 | 290 | 263 | A | V |
| | * | | 2436 | 113.6 | - | - | 98.88 | 31.93 | 18.05 | 35.26 | 290 | 263 | P | V |
| | * | | 2437 | 105.76 | - | - | 90.97 | 32 | 18.05 | 35.26 | 290 | 263 | A | V |
| | | | 2483.76 | 56.5 | -17.5 | 74 | 41.6 | 32.07 | 18.12 | 35.29 | 290 | 263 | P | V |
| | | | 2483.62 | 45.63 | -8.37 | 54 | 30.73 | 32.07 | 18.12 | 35.29 | 290 | 263 | A | V |



| | | | | | | | | | | | | | |
|--------------------------------------|---|---------|--------|-------|----|-------|-------|-------|-------|-----|-----|---|---|
| 802.11g CH 11 2462MHz | * | 2462 | 110.24 | - | - | 95.4 | 32.03 | 18.09 | 35.28 | 281 | 292 | P | H |
| | * | 2462 | 102.78 | - | - | 87.94 | 32.03 | 18.09 | 35.28 | 281 | 292 | A | H |
| | | 2483.72 | 68.4 | -5.6 | 74 | 53.5 | 32.07 | 18.12 | 35.29 | 281 | 292 | P | H |
| | | 2483.6 | 51.37 | -2.63 | 54 | 36.47 | 32.07 | 18.12 | 35.29 | 281 | 292 | A | H |
| | | | | | | | | | | | | | H |
| | | | | | | | | | | | | | H |
| | * | 2462 | 109.59 | - | - | 94.75 | 32.03 | 18.09 | 35.28 | 390 | 254 | P | V |
| | * | 2462 | 102.06 | - | - | 87.22 | 32.03 | 18.09 | 35.28 | 390 | 254 | A | V |
| | | 2483.6 | 68.83 | -5.17 | 74 | 53.93 | 32.07 | 18.12 | 35.29 | 390 | 254 | P | V |
| | | 2483.56 | 51.89 | -2.11 | 54 | 36.99 | 32.07 | 18.12 | 35.29 | 390 | 254 | A | V |
| | | | | | | | | | | | | | V |
| | | | | | | | | | | | | | V |
| Remark | 1. No other spurious found. 2. All results are PASS against Peak and Average limit line. | | | | | | | | | | | | |



**2.4GHz 2400~2483.5MHz
WIFI 802.11g (Harmonic @ 3m)**

| WIFI Ant. 1 | Note | Frequency (MHz) | Level (dBμV/m) | Over Limit (dB) | Limit Line (dBμV/m) | Read Level (dBμV) | Antenna Factor (dB/m) | Path Loss (dB) | Preamp Factor (dB) | Ant Pos (cm) | Table Pos (deg) | Peak Avg. (P/A) | Pol. (H/V) |
|-----------------------------|--|-------------------|------------------|-------------------|-----------------------|---------------------|-------------------------|------------------|----------------------|----------------|-------------------|-------------------|--------------|
| 802.11g CH 01 2412MHz | | 4824 | 40.35 | -33.65 | 74 | 53.2 | 34.05 | 11.99 | 58.89 | 100 | 0 | P | H |
| | | | | | | | | | | | | | H |
| | | | | | | | | | | | | | H |
| | | | | | | | | | | | | | H |
| | | 4824 | 41.06 | -32.94 | 74 | 53.91 | 34.05 | 11.99 | 58.89 | 100 | 0 | P | V |
| | | | | | | | | | | | | | V |
| | | | | | | | | | | | | | V |
| 802.11g CH 06 2437MHz | | 4874 | 42.45 | -31.55 | 74 | 55.05 | 34.1 | 12.06 | 58.76 | 100 | 0 | P | H |
| | | 7311 | 45.51 | -28.49 | 74 | 52.8 | 35.6 | 14.58 | 57.47 | 100 | 0 | P | H |
| | | | | | | | | | | | | | H |
| | | | | | | | | | | | | | H |
| | | 4874 | 40.16 | -33.84 | 74 | 52.76 | 34.1 | 12.06 | 58.76 | 100 | 0 | P | V |
| | | 7311 | 44.39 | -29.61 | 74 | 51.68 | 35.6 | 14.58 | 57.47 | 100 | 0 | P | V |
| | | | | | | | | | | | | | V |
| 802.11g CH 11 2462MHz | | 4924 | 40.77 | -33.23 | 74 | 53.05 | 34.23 | 12.13 | 58.64 | 100 | 0 | P | H |
| | | 7386 | 40.85 | -33.15 | 74 | 48.15 | 35.6 | 14.64 | 57.54 | 100 | 0 | P | H |
| | | | | | | | | | | | | | H |
| | | | | | | | | | | | | | H |
| | | 4924 | 40.84 | -33.16 | 74 | 53.12 | 34.23 | 12.13 | 58.64 | 100 | 0 | P | V |
| | | 7386 | 41.31 | -32.69 | 74 | 48.61 | 35.6 | 14.64 | 57.54 | 100 | 0 | P | V |
| | | | | | | | | | | | | | V |
| Remark | 1. No other spurious found. | | | | | | | | | | | | |
| | 2. All results are PASS against Peak and Average limit line. | | | | | | | | | | | | |



2.4GHz 2400~2483.5MHz

WIFI 802.11 ax HE20 Full (Band Edge @ 3m)

| WIFI Ant. 1 | Note | Frequency (MHz) | Level (dBμV/m) | Over Limit (dB) | Limit Line (dBμV/m) | Read Level (dBμV) | Antenna Factor (dB/m) | Path Loss (dB) | Preamp Factor (dB) | Ant Pos (cm) | Table Pos (deg) | Peak Avg. (P/A) | Pol. (H/V) | |
|---|------|-------------------|------------------|-------------------|-----------------------|---------------------|-------------------------|------------------|----------------------|----------------|-------------------|-------------------|--------------|---|
| 802.11ax HE20 Full CH 01 2412MHz | | 2390 | 67.12 | -6.88 | 74 | 52.57 | 31.8 | 17.98 | 35.23 | 259 | 289 | P | H | |
| | | 2390 | 50.78 | -3.22 | 54 | 36.23 | 31.8 | 17.98 | 35.23 | 259 | 289 | A | H | |
| | * | 2412 | 112.35 | - | - | 97.71 | 31.87 | 18.02 | 35.25 | 259 | 289 | P | H | |
| | * | 2412 | 102.98 | - | - | 88.34 | 31.87 | 18.02 | 35.25 | 259 | 289 | A | H | |
| | | | | | | | | | | | | | H | |
| | | | | | | | | | | | | | | H |
| | | | 2389.905 | 65.55 | -8.45 | 74 | 51 | 31.8 | 17.98 | 35.23 | 326 | 237 | P | V |
| | | | 2389.905 | 49.67 | -4.33 | 54 | 35.12 | 31.8 | 17.98 | 35.23 | 326 | 237 | A | V |
| | | * | 2412 | 110.73 | - | - | 96.09 | 31.87 | 18.02 | 35.25 | 326 | 237 | P | V |
| | | * | 2412 | 102.29 | - | - | 87.65 | 31.87 | 18.02 | 35.25 | 326 | 237 | A | V |
| | | | | | | | | | | | | | V | |
| | | | | | | | | | | | | | V | |
| 802.11ax HE20 Full CH 06 2437MHz | | 2389.8 | 57.01 | -16.99 | 74 | 42.46 | 31.8 | 17.98 | 35.23 | 278 | 311 | P | H | |
| | | 2389.94 | 46.9 | -7.1 | 54 | 32.35 | 31.8 | 17.98 | 35.23 | 278 | 311 | A | H | |
| | | * | 2437 | 115.4 | - | - | 100.61 | 32 | 18.05 | 35.26 | 278 | 311 | P | H |
| | | * | 2437 | 106.44 | - | - | 91.65 | 32 | 18.05 | 35.26 | 278 | 311 | A | H |
| | | | 2485.51 | 59.68 | -14.32 | 74 | 44.78 | 32.07 | 18.12 | 35.29 | 278 | 311 | P | H |
| | | | 2483.55 | 48.35 | -5.65 | 54 | 33.45 | 32.07 | 18.12 | 35.29 | 278 | 311 | A | H |
| | | | 2389.38 | 58.13 | -15.87 | 74 | 43.58 | 31.8 | 17.98 | 35.23 | 290 | 263 | P | V |
| | | | 2389.66 | 46.34 | -7.66 | 54 | 31.79 | 31.8 | 17.98 | 35.23 | 290 | 263 | A | V |
| | | * | 2437 | 116.05 | - | - | 101.26 | 32 | 18.05 | 35.26 | 290 | 263 | P | V |
| | | * | 2437 | 105.6 | - | - | 90.81 | 32 | 18.05 | 35.26 | 290 | 263 | A | V |
| | | 2486.77 | 56.68 | -17.32 | 74 | 41.77 | 32.07 | 18.13 | 35.29 | 290 | 263 | P | V | |
| | | 2483.55 | 46.3 | -7.7 | 54 | 31.4 | 32.07 | 18.12 | 35.29 | 290 | 263 | A | V | |



| WIFI Ant. 1 | Note | Frequency (MHz) | Level (dBμV/m) | Over Limit (dB) | Limit Line (dBμV/m) | Read Level (dBμV) | Antenna Factor (dB/m) | Path Loss (dB) | Preamp Factor (dB) | Ant Pos (cm) | Table Pos (deg) | Peak Avg. (P/A) | Pol. (H/V) |
|--|---|-------------------|------------------|-------------------|-----------------------|---------------------|-------------------------|------------------|----------------------|----------------|-------------------|-----------------|------------|
| 8802.11ax HE20 Full CH 11 2462MHz | * | 2462 | 109.6 | - | - | 94.76 | 32.03 | 18.09 | 35.28 | 281 | 299 | P | H |
| | * | 2462 | 100.83 | - | - | 85.99 | 32.03 | 18.09 | 35.28 | 281 | 299 | A | H |
| | | 2483.72 | 67.17 | -6.83 | 74 | 52.27 | 32.07 | 18.12 | 35.29 | 281 | 299 | P | H |
| | | 2483.6 | 52.29 | -1.71 | 54 | 37.39 | 32.07 | 18.12 | 35.29 | 281 | 299 | A | H |
| | | | | | | | | | | | | | H |
| | | | | | | | | | | | | | H |
| | * | 2462 | 110.05 | - | - | 95.21 | 32.03 | 18.09 | 35.28 | 285 | 246 | P | V |
| | * | 2462 | 101.54 | - | - | 86.7 | 32.03 | 18.09 | 35.28 | 285 | 246 | A | V |
| | | 2484 | 66.75 | -7.25 | 74 | 51.85 | 32.07 | 18.12 | 35.29 | 285 | 246 | P | V |
| | | 2483.52 | 51.98 | -2.02 | 54 | 37.08 | 32.07 | 18.12 | 35.29 | 285 | 246 | A | V |
| | | | | | | | | | | | | V | |
| | | | | | | | | | | | | V | |
| Remark | <ol style="list-style-type: none"> No other spurious found. All results are PASS against Peak and Average limit line. | | | | | | | | | | | | |



2.4GHz 2400~2483.5MHz

WIFI 802.11 ax HE20 Full (Harmonic @ 3m)

| WIFI Ant. 1 | Note | Frequency (MHz) | Level (dBμV/m) | Over Limit (dB) | Limit Line (dBμV/m) | Read Level (dBμV) | Antenna Factor (dB/m) | Path Loss (dB) | Preamp Factor (dB) | Ant Pos (cm) | Table Pos (deg) | Peak Avg. (P/A) | Pol. (H/V) | |
|---|--|-------------------|------------------|-------------------|-----------------------|---------------------|-------------------------|------------------|----------------------|----------------|-------------------|-------------------|--------------|---|
| 802.11ax HE20 Full CH 01 2412MHz | | 4824 | 40.79 | -33.21 | 74 | 54.02 | 34.05 | 11.61 | 58.89 | 100 | 0 | P | H | |
| | | | | | | | | | | | | | H | |
| | | | | | | | | | | | | | H | |
| | | | | | | | | | | | | | H | |
| | | | 4824 | 40.84 | -33.16 | 74 | 54.07 | 34.05 | 11.61 | 58.89 | 100 | 0 | P | V |
| | | | | | | | | | | | | | | V |
| | | | | | | | | | | | | | | V |
| 802.11ax HE20 Full CH 06 2437MHz | | 4874 | 41.44 | -32.56 | 74 | 54.04 | 34.1 | 12.06 | 58.76 | 100 | 0 | P | H | |
| | | 7311 | 42.14 | -31.86 | 74 | 49.43 | 35.6 | 14.58 | 57.47 | 100 | 0 | P | H | |
| | | | | | | | | | | | | | H | |
| | | | | | | | | | | | | | H | |
| | | | 4874 | 40.77 | -33.23 | 74 | 53.37 | 34.1 | 12.06 | 58.76 | 100 | 0 | P | V |
| | | | 7311 | 42.15 | -31.85 | 74 | 49.44 | 35.6 | 14.58 | 57.47 | 100 | 0 | P | V |
| | | | | | | | | | | | | | | V |
| 802.11ax HE20 Full CH 11 2462MHz | | 4924 | 41.39 | -32.61 | 74 | 53.67 | 34.23 | 12.13 | 58.64 | 100 | 0 | P | H | |
| | | 7386 | 41.06 | -32.94 | 74 | 48.36 | 35.6 | 14.64 | 57.54 | 100 | 0 | P | H | |
| | | | | | | | | | | | | | H | |
| | | | | | | | | | | | | | H | |
| | | | 4924 | 41.38 | -32.62 | 74 | 53.66 | 34.23 | 12.13 | 58.64 | 100 | 0 | P | V |
| | | | 7386 | 40.9 | -33.1 | 74 | 48.2 | 35.6 | 14.64 | 57.54 | 100 | 0 | P | V |
| | | | | | | | | | | | | | | V |
| Remark | 1. No other spurious found. | | | | | | | | | | | | | |
| | 2. All results are PASS against Peak and Average limit line. | | | | | | | | | | | | | |



2.4GHz 2400~2483.5MHz

WIFI 802.11 ax HE40 Full (Band Edge @ 3m)

| WIFI Ant. 1 | Note | Frequency (MHz) | Level (dBμV/m) | Over Limit (dB) | Limit Line (dBμV/m) | Read Level (dBμV) | Antenna Factor (dB/m) | Path Loss (dB) | Preamp Factor (dB) | Ant Pos (cm) | Table Pos (deg) | Peak Avg. (P/A) | Pol. (H/V) | |
|---|---|-------------------|------------------|-------------------|-----------------------|---------------------|-------------------------|------------------|----------------------|----------------|-------------------|-------------------|--------------|---|
| 802.11ax HE40 Full CH 03 2422MHz | | 2387.25 | 60.01 | -13.99 | 74 | 45.46 | 31.8 | 17.98 | 35.23 | 320 | 302 | P | H | |
| | | 2388.45 | 52.78 | -1.22 | 54 | 38.23 | 31.8 | 17.98 | 35.23 | 320 | 302 | A | H | |
| | * | 2422 | 110.18 | - | - | 95.47 | 31.93 | 18.03 | 35.25 | 320 | 302 | P | H | |
| | * | 2422 | 100.43 | - | - | 85.72 | 31.93 | 18.03 | 35.25 | 320 | 302 | A | H | |
| | | 2492.44 | 55.04 | -18.96 | 74 | 40.11 | 32.1 | 18.13 | 35.3 | 320 | 302 | P | H | |
| | | 2493.34 | 45.97 | -8.03 | 54 | 31.03 | 32.1 | 18.14 | 35.3 | 320 | 302 | A | H | |
| | | 2389.35 | 64.96 | -9.04 | 74 | 50.41 | 31.8 | 17.98 | 35.23 | 328 | 252 | P | V | |
| | | 2388.45 | 51.93 | -2.07 | 54 | 37.38 | 31.8 | 17.98 | 35.23 | 328 | 252 | A | V | |
| | * | 2422 | 110.83 | - | - | 96.12 | 31.93 | 18.03 | 35.25 | 328 | 252 | P | V | |
| | * | 2422 | 100.6 | - | - | 85.89 | 31.93 | 18.03 | 35.25 | 328 | 252 | A | V | |
| | | 2485.24 | 54.94 | -19.06 | 74 | 40.04 | 32.07 | 18.12 | 35.29 | 328 | 252 | P | V | |
| | | 2484.43 | 46.38 | -7.62 | 54 | 31.48 | 32.07 | 18.12 | 35.29 | 328 | 252 | A | V | |
| | 802.11ax HE40 Full CH 06 2437MHz | | 2389.95 | 61.65 | -12.35 | 74 | 47.1 | 31.8 | 17.98 | 35.23 | 285 | 308 | P | H |
| | | | 2389.95 | 50.52 | -3.48 | 54 | 35.97 | 31.8 | 17.98 | 35.23 | 285 | 308 | A | H |
| * | | 2437 | 111.78 | - | - | 96.99 | 32 | 18.05 | 35.26 | 285 | 308 | P | H | |
| * | | 2437 | 102.02 | - | - | 87.23 | 32 | 18.05 | 35.26 | 285 | 308 | A | H | |
| | | 2483.71 | 62.28 | -11.72 | 74 | 47.38 | 32.07 | 18.12 | 35.29 | 285 | 308 | P | H | |
| | | 2483.62 | 52.11 | -1.89 | 54 | 37.21 | 32.07 | 18.12 | 35.29 | 285 | 308 | A | H | |
| | | 2389.8 | 64.2 | -9.8 | 74 | 49.65 | 31.8 | 17.98 | 35.23 | 264 | 242 | P | V | |
| | | 2389.2 | 51.83 | -2.17 | 54 | 37.28 | 31.8 | 17.98 | 35.23 | 264 | 242 | A | V | |
| * | | 2437 | 110.7 | - | - | 95.91 | 32 | 18.05 | 35.26 | 264 | 242 | P | V | |
| * | | 2437 | 102.03 | - | - | 87.24 | 32 | 18.05 | 35.26 | 264 | 242 | A | V | |
| | 2483.71 | 62.84 | -11.16 | 74 | 47.94 | 32.07 | 18.12 | 35.29 | 264 | 242 | P | V | | |
| | 2483.71 | 51.89 | -2.11 | 54 | 36.99 | 32.07 | 18.12 | 35.29 | 264 | 242 | A | V | | |



| WIFI Ant. 1 | Note | Frequency (MHz) | Level (dBμV/m) | Over Limit (dB) | Limit Line (dBμV/m) | Read Level (dBμV) | Antenna Factor (dB/m) | Path Loss (dB) | Preamp Factor (dB) | Ant Pos (cm) | Table Pos (deg) | Peak Avg. (P/A) | Pol. (H/V) |
|---|---|-------------------|------------------|-------------------|-----------------------|---------------------|-------------------------|------------------|----------------------|----------------|-------------------|-------------------|--------------|
| 802.11ax HE40 Full CH 09 2452MHz | | 2367.6 | 55.27 | -18.73 | 74 | 40.68 | 31.87 | 17.94 | 35.22 | 281 | 295 | P | H |
| | | 2368.05 | 45.57 | -8.43 | 54 | 30.98 | 31.87 | 17.94 | 35.22 | 281 | 295 | A | H |
| | * | 2452 | 108.7 | - | - | 93.89 | 32 | 18.08 | 35.27 | 281 | 295 | P | H |
| | * | 2452 | 99.11 | - | - | 84.3 | 32 | 18.08 | 35.27 | 281 | 295 | A | H |
| | | 2483.8 | 62.16 | -11.84 | 74 | 47.26 | 32.07 | 18.12 | 35.29 | 281 | 295 | P | H |
| | | 2484.52 | 52.24 | -1.76 | 54 | 37.34 | 32.07 | 18.12 | 35.29 | 281 | 295 | A | H |
| | | 2375.1 | 54.67 | -19.33 | 74 | 40.11 | 31.83 | 17.96 | 35.23 | 285 | 247 | P | V |
| | | 2337.6 | 45.56 | -8.44 | 54 | 30.98 | 31.9 | 17.88 | 35.2 | 285 | 247 | A | V |
| | * | 2452 | 109.02 | - | - | 94.21 | 32 | 18.08 | 35.27 | 285 | 247 | P | V |
| | * | 2452 | 98.97 | - | - | 84.16 | 32 | 18.08 | 35.27 | 285 | 247 | A | V |
| | | 2484.25 | 62.43 | -11.57 | 74 | 47.53 | 32.07 | 18.12 | 35.29 | 285 | 247 | P | V |
| | | 2483.53 | 52.09 | -1.91 | 54 | 37.19 | 32.07 | 18.12 | 35.29 | 285 | 247 | A | V |
| Remark | 1. No other spurious found. 2. All results are PASS against Peak and Average limit line. | | | | | | | | | | | | |



2.4GHz 2400~2483.5MHz

WIFI 802.11 ax HE40 Full (Harmonic @ 3m)

| WIFI Ant. 1 | Note | Frequency (MHz) | Level (dBμV/m) | Over Limit (dB) | Limit Line (dBμV/m) | Read Level (dBμV) | Antenna Factor (dB/m) | Path Loss (dB) | Preamp Factor (dB) | Ant Pos (cm) | Table Pos (deg) | Peak Avg. (P/A) | Pol. (H/V) |
|---|--|-------------------|------------------|-------------------|-----------------------|---------------------|-------------------------|------------------|----------------------|----------------|-------------------|-------------------|--------------|
| 802.11ax HE40 Full CH 03 2422MHz | | 4844 | 40.55 | -33.45 | 74 | 53.27 | 34.1 | 12.02 | 58.84 | 100 | 0 | P | H |
| | | 7266 | 42.16 | -31.84 | 74 | 49.44 | 35.6 | 14.55 | 57.43 | 100 | 0 | P | H |
| | | | | | | | | | | | | | H |
| | | | | | | | | | | | | | H |
| | | 4844 | 40.18 | -33.82 | 74 | 52.9 | 34.1 | 12.02 | 58.84 | 100 | 0 | P | V |
| | | 7266 | 41.39 | -32.61 | 74 | 48.67 | 35.6 | 14.55 | 57.43 | 100 | 0 | P | V |
| | | | | | | | | | | | | | V |
| 802.11ax HE40 Full CH 06 2437MHz | | 4874 | 40.81 | -33.19 | 74 | 53.41 | 34.1 | 12.06 | 58.76 | 100 | 0 | P | H |
| | | 7311 | 43.79 | -30.21 | 74 | 51.08 | 35.6 | 14.58 | 57.47 | 100 | 0 | P | H |
| | | | | | | | | | | | | | H |
| | | | | | | | | | | | | | H |
| | | 4874 | 40.72 | -33.28 | 74 | 53.32 | 34.1 | 12.06 | 58.76 | 100 | 0 | P | V |
| | | 7311 | 41.86 | -32.14 | 74 | 49.15 | 35.6 | 14.58 | 57.47 | 100 | 0 | P | V |
| | | | | | | | | | | | | | V |
| 802.11ax HE40 Full CH 09 2452MHz | | 4804 | 41.15 | -32.85 | 74 | 54.12 | 34 | 11.97 | 58.94 | 100 | 0 | P | H |
| | | 7356 | 41.21 | -32.79 | 74 | 48.61 | 35.5 | 14.61 | 57.51 | 100 | 0 | P | H |
| | | | | | | | | | | | | | H |
| | | | | | | | | | | | | | H |
| | | 4904 | 40.05 | -33.95 | 74 | 52.46 | 34.17 | 12.11 | 58.69 | 100 | 0 | P | V |
| | | 7356 | 41.67 | -32.33 | 74 | 49.07 | 35.5 | 14.61 | 57.51 | 100 | 0 | P | V |
| | | | | | | | | | | | | | V |
| Remark | 1. No other spurious found. | | | | | | | | | | | | |
| | 2. All results are PASS against Peak and Average limit line. | | | | | | | | | | | | |



Emission above 18GHz

2.4GHz WIFI 802.11ax HE40 (SHF)

| WIFI | Note | Frequency | Level | Over | Limit | Read | Antenna | Path | Preamp | Ant | Table | Peak | Pol. |
|-----------------------------------|--|-----------|------------|--------|------------|----------|----------|--------|--------|--------|---------|---------|---------|
| Ant. | | | | Limit | Line | Level | Factor | Loss | Factor | Pos | Pos | Avg. | |
| 1 | | (MHz) | (dBμV/m) | (dB) | (dBμV/m) | (dBμV) | (dB/m) | (dB) | (dB) | (cm) | (deg) | (P/A) | (H/V) |
| 2.4GHz 802.11ax HE40 SHF | | 39890 | 43.79 | -30.21 | 74 | 42.09 | 44.1 | 12.07 | 54.47 | 150 | 0 | P | H |
| | | | | | | | | | | | | | H |
| | | | | | | | | | | | | | H |
| | | | | | | | | | | | | | H |
| | | | | | | | | | | | | | H |
| | | | | | | | | | | | | | H |
| | | | | | | | | | | | | | H |
| | | | | | | | | | | | | | H |
| | | | | | | | | | | | | | H |
| | | | | | | | | | | | | | H |
| | | | | | | | | | | | | | H |
| | | | | | | | | | | | | | H |
| | | | | | | | | | | | | | H |
| | | | | | | | | | | | | | H |
| | | | | | | | | | | | | | H |
| | | | | | | | | | | | | | H |
| | | | | | | | | | | | | | H |
| | | | | | | | | | | | | | H |
| | | | | | | | | | | | | | H |
| | | | 39494 | 44.06 | -29.94 | 74 | 43.15 | 44.1 | 11.91 | 55.1 | 150 | 0 | P |
| | | | | | | | | | | | | | V |
| | | | | | | | | | | | | | V |
| | | | | | | | | | | | | | V |
| | | | | | | | | | | | | | V |
| | | | | | | | | | | | | | V |
| | | | | | | | | | | | | | V |
| | | | | | | | | | | | | | V |
| | | | | | | | | | | | | | V |
| | | | | | | | | | | | | | V |
| | | | | | | | | | | | | | V |
| | | | | | | | | | | | | | V |
| | | | | | | | | | | | | | V |
| | | | | | | | | | | | | | V |
| | | | | | | | | | | | | | V |
| Remark | 1. No other spurious found. 2. All results are PASS against limit line. | | | | | | | | | | | | |



**Emission below 1GHz
2.4GHz WIFI 802.11ax HE40 (LF)**

| WIFI | Note | Frequency | Level | Over | Limit | Read | Antenna | Path | Preamp | Ant | Table | Peak | Pol. | |
|--|--|-----------|------------|--------|------------|----------|----------|--------|--------|--------|---------|---------|---------|---|
| Ant. | | | | Limit | Line | Level | Factor | Loss | Factor | Pos | Pos | Avg. | | |
| 1 | | (MHz) | (dBμV/m) | (dB) | (dBμV/m) | (dBμV) | (dB/m) | (dB) | (dB) | (cm) | (deg) | (P/A) | (H/V) | |
| 2.4GHz 802.11ax HE40 LF | | 30 | 31.73 | -8.27 | 40 | 36.49 | 24.32 | 0.93 | 30.01 | 100 | 0 | P | H | |
| | | 136.38 | 23.2 | -20.3 | 43.5 | 33.74 | 17.47 | 1.95 | 29.96 | - | - | P | H | |
| | | 185.79 | 20.62 | -22.88 | 43.5 | 33.5 | 14.77 | 2.29 | 29.94 | - | - | P | H | |
| | | 764.1 | 30.02 | -15.98 | 46 | 27.06 | 27.79 | 4.7 | 29.53 | - | - | P | H | |
| | | 876.1 | 32.17 | -13.83 | 46 | 27.39 | 28.84 | 5.04 | 29.1 | - | - | P | H | |
| | | 955.2 | 32.89 | -13.11 | 46 | 25.76 | 30.53 | 5.27 | 28.67 | - | - | P | H | |
| | | | | | | | | | | | | | | H |
| | | | | | | | | | | | | | | H |
| | | | | | | | | | | | | | | H |
| | | | | | | | | | | | | | | H |
| | | | | | | | | | | | | | | H |
| | | | | | | | | | | | | | | H |
| | | | | | | | | | | | | | | H |
| | | | | | | | | | | | | | | H |
| | | | | | | | | | | | | | | H |
| | | | 30 | 33.34 | -6.66 | 40 | 38.1 | 24.32 | 0.93 | 30.01 | 100 | 0 | P | V |
| | | | 61.59 | 18.2 | -21.8 | 40 | 35.14 | 11.73 | 1.32 | 29.99 | - | - | P | V |
| | | | 142.86 | 18.71 | -24.79 | 43.5 | 29.24 | 17.42 | 2 | 29.95 | - | - | P | V |
| | | | 743.1 | 30.12 | -15.88 | 46 | 27.38 | 27.69 | 4.62 | 29.57 | - | - | P | V |
| | | | 850.9 | 31.29 | -14.71 | 46 | 26.81 | 28.74 | 4.96 | 29.22 | - | - | P | V |
| | | 959.4 | 33.57 | -12.43 | 46 | 26.52 | 30.41 | 5.29 | 28.65 | - | - | P | V | |
| | | | | | | | | | | | | | V | |
| | | | | | | | | | | | | | V | |
| | | | | | | | | | | | | | V | |
| | | | | | | | | | | | | | V | |
| | | | | | | | | | | | | | V | |
| | | | | | | | | | | | | | V | |
| Remark | 1. No other spurious found. 2. All results are PASS against limit line. | | | | | | | | | | | | | |



2.4GHz 2400~2483.5MHz

WIFI 802.11b (Band Edge @ 3m)

| WIFI | Note | Frequency | Level | Over | Limit | Read | Antenna | Path | Preamp | Ant | Table | Peak | Pol. | |
|-----------------------------|------|-----------|------------|--------|------------|----------|----------|--------|--------|--------|---------|-------|-------|---|
| Ant. | | | | Limit | Line | Level | Factor | Loss | Factor | Pos | Pos | Avg. | | |
| 1+2 | | (MHz) | (dBµV/m) | (dB) | (dBµV/m) | (dBµV) | (dB/m) | (dB) | (dB) | (cm) | (deg) | (P/A) | (H/V) | |
| 802.11b CH 01 2412MHz | | 2382.45 | 58.45 | -15.55 | 74 | 43.88 | 31.83 | 17.97 | 35.23 | 100 | 276 | P | H | |
| | | 2388.225 | 49.7 | -4.3 | 54 | 35.15 | 31.8 | 17.98 | 35.23 | 100 | 276 | A | H | |
| | * | 2412 | 118.32 | - | - | 103.68 | 31.87 | 18.02 | 35.25 | 100 | 276 | P | H | |
| | * | 2412 | 115.17 | - | - | 100.53 | 31.87 | 18.02 | 35.25 | 100 | 276 | A | H | |
| | | | | | | | | | | | | | H | |
| | | | | | | | | | | | | | | H |
| | | | 2387.49 | 57.89 | -16.11 | 74 | 43.34 | 31.8 | 17.98 | 35.23 | 304 | 225 | P | V |
| | | | 2387.49 | 47.14 | -6.86 | 54 | 32.59 | 31.8 | 17.98 | 35.23 | 304 | 225 | A | V |
| | * | | 2412 | 118.06 | - | - | 103.42 | 31.87 | 18.02 | 35.25 | 304 | 225 | P | V |
| | * | | 2412 | 114.85 | - | - | 100.21 | 31.87 | 18.02 | 35.25 | 304 | 225 | A | V |
| | | | | | | | | | | | | | | V |
| | | | | | | | | | | | | | | V |
| 802.11b CH 06 2437MHz | | 2385.74 | 56.37 | -17.63 | 74 | 41.82 | 31.8 | 17.98 | 35.23 | 122 | 272 | P | H | |
| | | 2388.4 | 47.56 | -6.44 | 54 | 33.01 | 31.8 | 17.98 | 35.23 | 122 | 272 | A | H | |
| | * | 2437 | 119.47 | - | - | 104.68 | 32 | 18.05 | 35.26 | 122 | 272 | P | H | |
| | * | 2437 | 116.32 | - | - | 101.53 | 32 | 18.05 | 35.26 | 122 | 272 | A | H | |
| | | | 2491.67 | 56.4 | -17.6 | 74 | 41.47 | 32.1 | 18.13 | 35.3 | 122 | 272 | P | H |
| | | | 2496.92 | 46.2 | -7.8 | 54 | 31.26 | 32.1 | 18.14 | 35.3 | 122 | 272 | A | H |
| | | | 2389.94 | 56.46 | -17.54 | 74 | 41.91 | 31.8 | 17.98 | 35.23 | 267 | 228 | P | V |
| | | | 2389.94 | 46.2 | -7.8 | 54 | 31.65 | 31.8 | 17.98 | 35.23 | 267 | 228 | A | V |
| | * | | 2437 | 120 | - | - | 105.21 | 32 | 18.05 | 35.26 | 267 | 228 | P | V |
| | * | | 2437 | 116.91 | - | - | 102.12 | 32 | 18.05 | 35.26 | 267 | 228 | A | V |
| | | | 2492.09 | 57.21 | -16.79 | 74 | 42.28 | 32.1 | 18.13 | 35.3 | 267 | 228 | P | V |
| | | | 2483.69 | 46.7 | -7.3 | 54 | 31.8 | 32.07 | 18.12 | 35.29 | 267 | 228 | A | V |



| | | | | | | | | | | | | | |
|--------------------------------------|---|---------|--------|--------|----|--------|-------|-------|-------|-----|-----|---|---|
| 802.11b CH 11 2462MHz | * | 2462 | 116.87 | - | - | 102.03 | 32.03 | 18.09 | 35.28 | 138 | 278 | P | H |
| | * | 2462 | 113.68 | - | - | 98.84 | 32.03 | 18.09 | 35.28 | 138 | 278 | A | H |
| | | 2490.44 | 55.98 | -18.02 | 74 | 41.04 | 32.1 | 18.13 | 35.29 | 138 | 278 | P | H |
| | | 2490.2 | 46.73 | -7.27 | 54 | 31.79 | 32.1 | 18.13 | 35.29 | 138 | 278 | A | H |
| | | | | | | | | | | | | | H |
| | | | | | | | | | | | | | H |
| | * | 2462 | 117.87 | - | - | 103.03 | 32.03 | 18.09 | 35.28 | 228 | 234 | P | V |
| | * | 2462 | 114.66 | - | - | 99.82 | 32.03 | 18.09 | 35.28 | 228 | 234 | A | V |
| | | 2485.76 | 59.63 | -14.37 | 74 | 44.73 | 32.07 | 18.12 | 35.29 | 228 | 234 | P | V |
| | | 2486.56 | 51.88 | -2.12 | 54 | 36.97 | 32.07 | 18.13 | 35.29 | 228 | 234 | A | V |
| | | | | | | | | | | | | | V |
| | | | | | | | | | | | | | V |
| Remark | 1. No other spurious found. 2. All results are PASS against Peak and Average limit line. | | | | | | | | | | | | |



**2.4GHz 2400~2483.5MHz
WIFI 802.11b (Harmonic @ 3m)**

| WIFI Ant. 1+2 | Note | Frequency (MHz) | Level (dBµV/m) | Over Limit (dB) | Limit Line (dBµV/m) | Read Level (dBµV) | Antenna Factor (dB/m) | Path Loss (dB) | Preamp Factor (dB) | Ant Pos (cm) | Table Pos (deg) | Peak Avg. (P/A) | Pol. (H/V) | |
|-----------------------------|--|-------------------|------------------|-------------------|-----------------------|---------------------|-------------------------|------------------|----------------------|----------------|-------------------|-----------------|------------|---|
| 802.11b CH 01 2412MHz | | 4824 | 42.16 | -31.84 | 74 | 55.01 | 34.05 | 11.99 | 58.89 | 100 | 0 | P | H | |
| | | | | | | | | | | | | | H | |
| | | | | | | | | | | | | | H | |
| | | | | | | | | | | | | | H | |
| | | | 4824 | 44.18 | -29.82 | 74 | 57.03 | 34.05 | 11.99 | 58.89 | 100 | 0 | P | V |
| | | | | | | | | | | | | | | V |
| | | | | | | | | | | | | | | V |
| 802.11b CH 06 2437MHz | | 4874 | 42.45 | -31.55 | 74 | 55.05 | 34.1 | 12.06 | 58.76 | 100 | 0 | P | H | |
| | | 7311 | 47.21 | -26.79 | 74 | 54.5 | 35.6 | 14.58 | 57.47 | 100 | 0 | P | H | |
| | | | | | | | | | | | | | H | |
| | | | | | | | | | | | | | H | |
| | | | 4874 | 43.23 | -30.77 | 74 | 55.83 | 34.1 | 12.06 | 58.76 | 100 | 0 | P | V |
| | | | 7311 | 47.05 | -26.95 | 74 | 54.34 | 35.6 | 14.58 | 57.47 | 100 | 0 | P | V |
| | | | | | | | | | | | | | | V |
| 802.11b CH 11 2462MHz | | 4924 | 43.39 | -30.61 | 74 | 55.67 | 34.23 | 12.13 | 58.64 | 100 | 0 | P | H | |
| | | 7386 | 41.63 | -32.37 | 74 | 48.93 | 35.6 | 14.64 | 57.54 | 100 | 0 | P | H | |
| | | | | | | | | | | | | | H | |
| | | | | | | | | | | | | | H | |
| | | | 4924 | 44.28 | -29.72 | 74 | 56.56 | 34.23 | 12.13 | 58.64 | 100 | 0 | P | V |
| | | | 7386 | 43.11 | -30.89 | 74 | 50.41 | 35.6 | 14.64 | 57.54 | 100 | 0 | P | V |
| | | | | | | | | | | | | | | V |
| Remark | 1. No other spurious found. | | | | | | | | | | | | | |
| | 2. All results are PASS against Peak and Average limit line. | | | | | | | | | | | | | |



**2.4GHz 2400~2483.5MHz
WIFI 802.11g (Band Edge @ 3m)**

| WIFI Ant. 1+2 | Note | Frequency (MHz) | Level (dBμV/m) | Over Limit (dB) | Limit Line (dBμV/m) | Read Level (dBμV) | Antenna Factor (dB/m) | Path Loss (dB) | Preamp Factor (dB) | Ant Pos (cm) | Table Pos (deg) | Peak Avg. (P/A) | Pol. (H/V) | |
|-----------------------------|------|-------------------|------------------|-------------------|-----------------------|---------------------|-------------------------|------------------|----------------------|----------------|-------------------|-------------------|--------------|---|
| 802.11g CH 01 2412MHz | | 2389.905 | 66.85 | -7.15 | 74 | 52.3 | 31.8 | 17.98 | 35.23 | 259 | 346 | P | H | |
| | | 2389.905 | 51.05 | -2.95 | 54 | 36.5 | 31.8 | 17.98 | 35.23 | 259 | 346 | A | H | |
| | * | 2412 | 114.99 | - | - | 100.35 | 31.87 | 18.02 | 35.25 | 259 | 346 | P | H | |
| | * | 2412 | 107.38 | - | - | 92.74 | 31.87 | 18.02 | 35.25 | 259 | 346 | A | H | |
| | | | | | | | | | | | | | H | |
| | | | | | | | | | | | | | | H |
| | | | 2390 | 69.18 | -4.82 | 74 | 54.63 | 31.8 | 17.98 | 35.23 | 327 | 301 | P | V |
| | | | 2390 | 51.67 | -2.33 | 54 | 37.12 | 31.8 | 17.98 | 35.23 | 327 | 301 | A | V |
| | * | | 2412 | 114.56 | - | - | 99.92 | 31.87 | 18.02 | 35.25 | 327 | 301 | P | V |
| | * | | 2412 | 106.95 | - | - | 92.31 | 31.87 | 18.02 | 35.25 | 327 | 301 | A | V |
| | | | | | | | | | | | | | | V |
| | | | | | | | | | | | | | | V |
| 802.11g CH 06 2437MHz | | 2388.82 | 62.03 | -11.97 | 74 | 47.48 | 31.8 | 17.98 | 35.23 | 284 | 340 | P | H | |
| | | 2388.82 | 48.71 | -5.29 | 54 | 34.16 | 31.8 | 17.98 | 35.23 | 284 | 340 | A | H | |
| | * | 2437 | 118.47 | - | - | 103.68 | 32 | 18.05 | 35.26 | 284 | 340 | P | H | |
| | * | 2437 | 111.37 | - | - | 96.58 | 32 | 18.05 | 35.26 | 284 | 340 | A | H | |
| | | | 2485.86 | 63.9 | -10.1 | 74 | 49 | 32.07 | 18.12 | 35.29 | 284 | 340 | P | H |
| | | | 2486.07 | 49.16 | -4.84 | 54 | 34.26 | 32.07 | 18.12 | 35.29 | 284 | 340 | A | H |
| | | | 2381.12 | 62.8 | -11.2 | 74 | 48.23 | 31.83 | 17.97 | 35.23 | 290 | 256 | P | V |
| | | | 2389.8 | 48.99 | -5.01 | 54 | 34.44 | 31.8 | 17.98 | 35.23 | 290 | 256 | A | V |
| | * | | 2437 | 118.52 | - | - | 103.73 | 32 | 18.05 | 35.26 | 290 | 256 | P | V |
| | * | | 2437 | 110.79 | - | - | 96 | 32 | 18.05 | 35.26 | 290 | 256 | A | V |
| | | | 2486.42 | 60.93 | -13.07 | 74 | 46.02 | 32.07 | 18.13 | 35.29 | 290 | 256 | P | V |
| | | | 2486 | 48.12 | -5.88 | 54 | 33.22 | 32.07 | 18.12 | 35.29 | 290 | 256 | A | V |



| | | | | | | | | | | | | | |
|--------------------------------------|---|---------|--------|-------|----|-------|-------|-------|-------|-----|-----|---|---|
| 802.11g CH 11 2462MHz | * | 2462 | 111.05 | - | - | 96.21 | 32.03 | 18.09 | 35.28 | 227 | 339 | P | H |
| | * | 2462 | 103.83 | - | - | 88.99 | 32.03 | 18.09 | 35.28 | 227 | 339 | A | H |
| | | 2483.96 | 64.22 | -9.78 | 74 | 49.32 | 32.07 | 18.12 | 35.29 | 227 | 339 | P | H |
| | | 2484.16 | 49.55 | -4.45 | 54 | 34.65 | 32.07 | 18.12 | 35.29 | 227 | 339 | A | H |
| | | | | | | | | | | | | | H |
| | | | | | | | | | | | | | H |
| | * | 2462 | 112.85 | - | - | 98.01 | 32.03 | 18.09 | 35.28 | 310 | 276 | P | V |
| | * | 2462 | 105.59 | - | - | 90.75 | 32.03 | 18.09 | 35.28 | 310 | 276 | A | V |
| | | 2483.68 | 67.67 | -6.33 | 74 | 52.77 | 32.07 | 18.12 | 35.29 | 310 | 276 | P | V |
| | | 2483.52 | 51.69 | -2.31 | 54 | 36.79 | 32.07 | 18.12 | 35.29 | 310 | 276 | A | V |
| | | | | | | | | | | | | | V |
| | | | | | | | | | | | | | V |
| Remark | 1. No other spurious found. 2. All results are PASS against Peak and Average limit line. | | | | | | | | | | | | |



**2.4GHz 2400~2483.5MHz
WIFI 802.11g (Harmonic @ 3m)**

| WIFI Ant. 1+2 | Note | Frequency (MHz) | Level (dBμV/m) | Over Limit (dB) | Limit Line (dBμV/m) | Read Level (dBμV) | Antenna Factor (dB/m) | Path Loss (dB) | Preamp Factor (dB) | Ant Pos (cm) | Table Pos (deg) | Peak Avg. (P/A) | Pol. (H/V) | |
|-----------------------------|--|-------------------|------------------|-------------------|-----------------------|---------------------|-------------------------|------------------|----------------------|----------------|-------------------|-----------------|------------|---|
| 802.11g CH 01 2412MHz | | 4824 | 40.99 | -33.01 | 74 | 53.84 | 34.05 | 11.99 | 58.89 | 100 | 0 | P | H | |
| | | | | | | | | | | | | | H | |
| | | | | | | | | | | | | | H | |
| | | | | | | | | | | | | | H | |
| | | | 4824 | 40.63 | -33.37 | 74 | 53.48 | 34.05 | 11.99 | 58.89 | 100 | 0 | P | V |
| | | | | | | | | | | | | | | V |
| | | | | | | | | | | | | | | V |
| 802.11g CH 06 2437MHz | | 4874 | 40.25 | -33.75 | 74 | 52.85 | 34.1 | 12.06 | 58.76 | 100 | 0 | P | H | |
| | | 7311 | 45.88 | -28.12 | 74 | 53.17 | 35.6 | 14.58 | 57.47 | 100 | 0 | P | H | |
| | | | | | | | | | | | | | H | |
| | | | | | | | | | | | | | H | |
| | | | 4874 | 40.99 | -33.01 | 74 | 53.59 | 34.1 | 12.06 | 58.76 | 100 | 0 | P | V |
| | | | 7311 | 48.07 | -25.93 | 74 | 55.36 | 35.6 | 14.58 | 57.47 | 100 | 0 | P | V |
| | | | | | | | | | | | | | | V |
| 802.11g CH 11 2462MHz | | 4924 | 39.92 | -34.08 | 74 | 52.2 | 34.23 | 12.13 | 58.64 | 100 | 0 | P | H | |
| | | 7386 | 41.13 | -32.87 | 74 | 48.43 | 35.6 | 14.64 | 57.54 | 100 | 0 | P | H | |
| | | | | | | | | | | | | | H | |
| | | | | | | | | | | | | | H | |
| | | | 4924 | 39.81 | -34.19 | 74 | 52.09 | 34.23 | 12.13 | 58.64 | 100 | 0 | P | V |
| | | | 7386 | 40.65 | -33.35 | 74 | 47.95 | 35.6 | 14.64 | 57.54 | 100 | 0 | P | V |
| | | | | | | | | | | | | | | V |
| Remark | 1. No other spurious found. | | | | | | | | | | | | | |
| | 2. All results are PASS against Peak and Average limit line. | | | | | | | | | | | | | |



2.4GHz 2400~2483.5MHz

WIFI 802.11 ax HE20 Full (Band Edge @ 3m)

| WIFI Ant. 1+2 | Note | Frequency (MHz) | Level (dBμV/m) | Over Limit (dB) | Limit Line (dBμV/m) | Read Level (dBμV) | Antenna Factor (dB/m) | Path Loss (dB) | Preamp Factor (dB) | Ant Pos (cm) | Table Pos (deg) | Peak Avg. (P/A) | Pol. (H/V) | |
|---|------|-------------------|------------------|-------------------|-----------------------|---------------------|-------------------------|------------------|----------------------|----------------|-------------------|-------------------|--------------|---|
| 802.11ax HE20 Full CH 01 2412MHz | | 2390 | 67.73 | -6.27 | 74 | 53.18 | 31.8 | 17.98 | 35.23 | 259 | 346 | P | H | |
| | | 2389.695 | 51.14 | -2.86 | 54 | 36.59 | 31.8 | 17.98 | 35.23 | 259 | 346 | A | H | |
| | * | 2412 | 113.31 | - | - | 98.67 | 31.87 | 18.02 | 35.25 | 259 | 346 | P | H | |
| | * | 2412 | 105.21 | - | - | 90.57 | 31.87 | 18.02 | 35.25 | 259 | 346 | A | H | |
| | | | | | | | | | | | | | H | |
| | | | | | | | | | | | | | | H |
| | | | 2389.59 | 69.59 | -4.41 | 74 | 55.04 | 31.8 | 17.98 | 35.23 | 327 | 301 | P | V |
| | | | 2389.275 | 51.51 | -2.49 | 54 | 36.96 | 31.8 | 17.98 | 35.23 | 327 | 301 | A | V |
| | | * | 2412 | 113.14 | - | - | 98.5 | 31.87 | 18.02 | 35.25 | 327 | 301 | P | V |
| | | * | 2412 | 104.75 | - | - | 90.11 | 31.87 | 18.02 | 35.25 | 327 | 301 | A | V |
| 802.11ax HE20 Full CH 06 2437MHz | | 2389.8 | 64.07 | -9.93 | 74 | 49.52 | 31.8 | 17.98 | 35.23 | 230 | 338 | P | H | |
| | | 2389.94 | 51.32 | -2.68 | 54 | 36.77 | 31.8 | 17.98 | 35.23 | 230 | 338 | A | H | |
| | | * 2437 | 117.94 | - | - | 103.15 | 32 | 18.05 | 35.26 | 230 | 338 | P | H | |
| | | * 2437 | 109.31 | - | - | 94.52 | 32 | 18.05 | 35.26 | 230 | 338 | A | H | |
| | | | 2486.7 | 63.39 | -10.61 | 74 | 48.48 | 32.07 | 18.13 | 35.29 | 230 | 338 | P | H |
| | | | 2484.46 | 50.17 | -3.83 | 54 | 35.27 | 32.07 | 18.12 | 35.29 | 230 | 338 | A | H |
| | | | 2389.52 | 63.33 | -10.67 | 74 | 48.78 | 31.8 | 17.98 | 35.23 | 289 | 293 | P | V |
| | | | 2389.66 | 51.39 | -2.61 | 54 | 36.84 | 31.8 | 17.98 | 35.23 | 289 | 293 | A | V |
| | | * | 2437 | 117.64 | - | - | 102.85 | 32 | 18.05 | 35.26 | 289 | 293 | P | V |
| | | * | 2437 | 109.49 | - | - | 94.7 | 32 | 18.05 | 35.26 | 289 | 293 | A | V |
| | | 2486.56 | 61.26 | -12.74 | 74 | 46.35 | 32.07 | 18.13 | 35.29 | 289 | 293 | P | V | |
| | | 2483.76 | 49.23 | -4.77 | 54 | 34.33 | 32.07 | 18.12 | 35.29 | 289 | 293 | A | V | |



| WIFI Ant. 1+2 | Note | Frequency (MHz) | Level (dBμV/m) | Over Limit (dB) | Limit Line (dBμV/m) | Read Level (dBμV) | Antenna Factor (dB/m) | Path Loss (dB) | Preamp Factor (dB) | Ant Pos (cm) | Table Pos (deg) | Peak Avg. (P/A) | Pol. (H/V) |
|--|---|-------------------|------------------|-------------------|-----------------------|---------------------|-------------------------|------------------|----------------------|----------------|-------------------|-----------------|------------|
| 8802.11ax HE20 Full CH 11 2462MHz | * | 2462 | 108.49 | - | - | 93.65 | 32.03 | 18.09 | 35.28 | 228 | 338 | P | H |
| | * | 2462 | 101.54 | - | - | 86.7 | 32.03 | 18.09 | 35.28 | 228 | 338 | A | H |
| | | 2484.08 | 66.2 | -7.8 | 74 | 51.3 | 32.07 | 18.12 | 35.29 | 228 | 338 | P | H |
| | | 2484.24 | 51.22 | -2.78 | 54 | 36.32 | 32.07 | 18.12 | 35.29 | 228 | 338 | A | H |
| | | | | | | | | | | | | | H |
| | | | | | | | | | | | | | H |
| | * | 2462 | 112.46 | - | - | 97.62 | 32.03 | 18.09 | 35.28 | 311 | 275 | P | V |
| | * | 2462 | 102.76 | - | - | 87.92 | 32.03 | 18.09 | 35.28 | 311 | 275 | A | V |
| | | 2483.96 | 67.89 | -6.11 | 74 | 52.99 | 32.07 | 18.12 | 35.29 | 311 | 275 | P | V |
| | | 2483.6 | 52.4 | -1.6 | 54 | 37.5 | 32.07 | 18.12 | 35.29 | 311 | 275 | A | V |
| | | | | | | | | | | | | V | |
| | | | | | | | | | | | | V | |
| Remark | 1. No other spurious found. 2. All results are PASS against Peak and Average limit line. | | | | | | | | | | | | |



2.4GHz 2400~2483.5MHz

WIFI 802.11 ax HE20 Full (Harmonic @ 3m)

| WIFI Ant. 1+2 | Note | Frequency (MHz) | Level (dBμV/m) | Over Limit (dB) | Limit Line (dBμV/m) | Read Level (dBμV) | Antenna Factor (dB/m) | Path Loss (dB) | Preamp Factor (dB) | Ant Pos (cm) | Table Pos (deg) | Peak Avg. (P/A) | Pol. (H/V) | |
|---|--|-------------------|------------------|-------------------|-----------------------|---------------------|-------------------------|------------------|----------------------|----------------|-------------------|-------------------|--------------|---|
| 802.11ax HE20 Full CH 01 2412MHz | | 4824 | 40.24 | -33.76 | 74 | 53.09 | 34.05 | 11.99 | 58.89 | 100 | 0 | P | H | |
| | | | | | | | | | | | | | H | |
| | | | | | | | | | | | | | H | |
| | | | | | | | | | | | | | H | |
| | | | 4824 | 40.26 | -33.74 | 74 | 53.11 | 34.05 | 11.99 | 58.89 | 100 | 0 | P | V |
| | | | | | | | | | | | | | | V |
| | | | | | | | | | | | | | | V |
| 802.11ax HE20 Full CH 06 2437MHz | | 4874 | 40.55 | -33.45 | 74 | 53.15 | 34.1 | 12.06 | 58.76 | 100 | 0 | P | H | |
| | | 7311 | 43.03 | -30.97 | 74 | 50.32 | 35.6 | 14.58 | 57.47 | 100 | 0 | P | H | |
| | | | | | | | | | | | | | H | |
| | | | | | | | | | | | | | H | |
| | | | 4874 | 40.93 | -33.07 | 74 | 53.53 | 34.1 | 12.06 | 58.76 | 100 | 0 | P | V |
| | | | 7311 | 43.03 | -30.97 | 74 | 50.32 | 35.6 | 14.58 | 57.47 | 100 | 0 | P | V |
| | | | | | | | | | | | | | | V |
| 802.11ax HE20 Full CH 11 2462MHz | | 4924 | 40.32 | -33.68 | 74 | 52.6 | 34.23 | 12.13 | 58.64 | 100 | 0 | P | H | |
| | | 7386 | 41.38 | -32.62 | 74 | 48.68 | 35.6 | 14.64 | 57.54 | 100 | 0 | P | H | |
| | | | | | | | | | | | | | H | |
| | | | | | | | | | | | | | H | |
| | | | 4924 | 40.63 | -33.37 | 74 | 52.91 | 34.23 | 12.13 | 58.64 | 100 | 0 | P | V |
| | | | 7386 | 41.25 | -32.75 | 74 | 48.55 | 35.6 | 14.64 | 57.54 | 100 | 0 | P | V |
| | | | | | | | | | | | | | | V |
| Remark | 1. No other spurious found. | | | | | | | | | | | | | |
| | 2. All results are PASS against Peak and Average limit line. | | | | | | | | | | | | | |



2.4GHz 2400~2483.5MHz

WIFI 802.11 ax HE40 Full (Band Edge @ 3m)

| WIFI Ant. 1+2 | Note | Frequency (MHz) | Level (dBμV/m) | Over Limit (dB) | Limit Line (dBμV/m) | Read Level (dBμV) | Antenna Factor (dB/m) | Path Loss (dB) | Preamp Factor (dB) | Ant Pos (cm) | Table Pos (deg) | Peak Avg. (P/A) | Pol. (H/V) |
|---|------|-------------------|------------------|-------------------|-----------------------|---------------------|-------------------------|------------------|----------------------|----------------|-------------------|-------------------|--------------|
| 802.11ax HE40 Full CH 03 2422MHz | | 2389.95 | 57.6 | -16.4 | 74 | 43.05 | 31.8 | 17.98 | 35.23 | 257 | 335 | P | H |
| | | 2389.2 | 48.92 | -5.08 | 54 | 34.37 | 31.8 | 17.98 | 35.23 | 257 | 335 | A | H |
| | * | 2422 | 109.98 | - | - | 95.27 | 31.93 | 18.03 | 35.25 | 257 | 335 | P | H |
| | * | 2422 | 101.61 | - | - | 86.9 | 31.93 | 18.03 | 35.25 | 257 | 335 | A | H |
| | | 2488.39 | 54.75 | -19.25 | 74 | 39.81 | 32.1 | 18.13 | 35.29 | 257 | 335 | P | H |
| | | 2484.7 | 45.59 | -8.41 | 54 | 30.69 | 32.07 | 18.12 | 35.29 | 257 | 335 | A | H |
| | | 2387.55 | 58.86 | -15.14 | 74 | 44.31 | 31.8 | 17.98 | 35.23 | 289 | 300 | P | V |
| | | 2386.05 | 51.58 | -2.42 | 54 | 37.03 | 31.8 | 17.98 | 35.23 | 289 | 300 | A | V |
| | * | 2422 | 111.69 | - | - | 96.98 | 31.93 | 18.03 | 35.25 | 289 | 300 | P | V |
| | * | 2422 | 102.16 | - | - | 87.45 | 31.93 | 18.03 | 35.25 | 289 | 300 | A | V |
| | | 2493.52 | 55.49 | -18.51 | 74 | 40.55 | 32.1 | 18.14 | 35.3 | 289 | 300 | P | V |
| | | 2491.9 | 45.73 | -8.27 | 54 | 30.8 | 32.1 | 18.13 | 35.3 | 289 | 300 | A | V |
| 802.11ax HE40 Full CH 06 2437MHz | | 2389.5 | 60.73 | -13.27 | 74 | 46.18 | 31.8 | 17.98 | 35.23 | 228 | 338 | P | H |
| | | 2389.5 | 50.38 | -3.62 | 54 | 35.83 | 31.8 | 17.98 | 35.23 | 228 | 338 | A | H |
| | * | 2437 | 111.45 | - | - | 96.66 | 32 | 18.05 | 35.26 | 228 | 338 | P | H |
| | * | 2437 | 102.64 | - | - | 87.85 | 32 | 18.05 | 35.26 | 228 | 338 | A | H |
| | | 2485.06 | 62.08 | -11.92 | 74 | 47.18 | 32.07 | 18.12 | 35.29 | 228 | 338 | P | H |
| | | 2485.06 | 51.13 | -2.87 | 54 | 36.23 | 32.07 | 18.12 | 35.29 | 228 | 338 | A | H |
| | | 2389.65 | 62.47 | -11.53 | 74 | 47.92 | 31.8 | 17.98 | 35.23 | 290 | 299 | P | V |
| | | 2389.5 | 51.17 | -2.83 | 54 | 36.62 | 31.8 | 17.98 | 35.23 | 290 | 299 | A | V |
| | * | 2437 | 112.73 | - | - | 97.94 | 32 | 18.05 | 35.26 | 290 | 299 | P | V |
| | * | 2437 | 103.09 | - | - | 88.3 | 32 | 18.05 | 35.26 | 290 | 299 | A | V |
| | | 2484.52 | 60.67 | -13.33 | 74 | 45.77 | 32.07 | 18.12 | 35.29 | 290 | 299 | P | V |
| | | 2484.79 | 49.5 | -4.5 | 54 | 34.6 | 32.07 | 18.12 | 35.29 | 290 | 299 | A | V |



| WIFI Ant. 1+2 | Note | Frequency (MHz) | Level (dBμV/m) | Over Limit (dB) | Limit Line (dBμV/m) | Read Level (dBμV) | Antenna Factor (dB/m) | Path Loss (dB) | Preamp Factor (dB) | Ant Pos (cm) | Table Pos (deg) | Peak Avg. (P/A) | Pol. (H/V) |
|---|---------------|---|------------------|-------------------|-----------------------|---------------------|-------------------------|------------------|----------------------|----------------|-------------------|-----------------|------------|
| 802.11ax HE40 Full CH 09 2452MHz | | 2372.25 | 54.14 | -19.86 | 74 | 39.58 | 31.83 | 17.95 | 35.22 | 230 | 339 | P | H |
| | | 2389.35 | 45.39 | -8.61 | 54 | 30.84 | 31.8 | 17.98 | 35.23 | 230 | 339 | A | H |
| | * | 2452 | 107.44 | - | - | 92.63 | 32 | 18.08 | 35.27 | 230 | 339 | P | H |
| | * | 2452 | 99.36 | - | - | 84.55 | 32 | 18.08 | 35.27 | 230 | 339 | A | H |
| | | 2489.38 | 63.39 | -10.61 | 74 | 48.45 | 32.1 | 18.13 | 35.29 | 230 | 339 | P | H |
| | | 2484.61 | 52.16 | -1.84 | 54 | 37.26 | 32.07 | 18.12 | 35.29 | 230 | 339 | A | H |
| | | 2333.4 | 54.51 | -19.49 | 74 | 39.97 | 31.87 | 17.87 | 35.2 | 311 | 276 | P | V |
| | | 2376.75 | 45.07 | -8.93 | 54 | 30.51 | 31.83 | 17.96 | 35.23 | 311 | 276 | A | V |
| | * | 2452 | 108.45 | - | - | 93.64 | 32 | 18.08 | 35.27 | 311 | 276 | P | V |
| | * | 2452 | 99.7 | - | - | 84.89 | 32 | 18.08 | 35.27 | 311 | 276 | A | V |
| | | 2489.2 | 62.03 | -11.97 | 74 | 47.09 | 32.1 | 18.13 | 35.29 | 311 | 276 | P | V |
| | | 2485.06 | 52.28 | -1.72 | 54 | 37.38 | 32.07 | 18.12 | 35.29 | 311 | 276 | A | V |
| | Remark | 1. No other spurious found. 2. All results are PASS against Peak and Average limit line. | | | | | | | | | | | |



2.4GHz 2400~2483.5MHz

WIFI 802.11 ax HE40 Full (Harmonic @ 3m)

| WIFI Ant. 1+2 | Note | Frequency (MHz) | Level (dBμV/m) | Over Limit (dB) | Limit Line (dBμV/m) | Read Level (dBμV) | Antenna Factor (dB/m) | Path Loss (dB) | Preamp Factor (dB) | Ant Pos (cm) | Table Pos (deg) | Peak Avg. (P/A) | Pol. (H/V) |
|---|--|-------------------|------------------|-------------------|-----------------------|---------------------|-------------------------|------------------|----------------------|----------------|-------------------|-------------------|--------------|
| 802.11ax HE40 Full CH 03 2422MHz | | 4844 | 39.84 | -34.16 | 74 | 52.56 | 34.1 | 12.02 | 58.84 | 100 | 0 | P | H |
| | | 7266 | 40.75 | -33.25 | 74 | 48.03 | 35.6 | 14.55 | 57.43 | 100 | 0 | P | H |
| | | | | | | | | | | | | | H |
| | | | | | | | | | | | | | H |
| | | 4844 | 40.31 | -33.69 | 74 | 53.03 | 34.1 | 12.02 | 58.84 | 100 | 0 | P | V |
| | | 7266 | 40.5 | -33.5 | 74 | 47.78 | 35.6 | 14.55 | 57.43 | 100 | 0 | P | V |
| | | | | | | | | | | | | | V |
| 802.11ax HE40 Full CH 06 2437MHz | | 4874 | 40.3 | -33.7 | 74 | 52.9 | 34.1 | 12.06 | 58.76 | 100 | 0 | P | H |
| | | 7311 | 41.84 | -32.16 | 74 | 49.13 | 35.6 | 14.58 | 57.47 | 100 | 0 | P | H |
| | | | | | | | | | | | | | H |
| | | | | | | | | | | | | | H |
| | | 4874 | 40.03 | -33.97 | 74 | 52.63 | 34.1 | 12.06 | 58.76 | 100 | 0 | P | V |
| | | 7311 | 41.98 | -32.02 | 74 | 49.27 | 35.6 | 14.58 | 57.47 | 100 | 0 | P | V |
| | | | | | | | | | | | | | V |
| 802.11ax HE40 Full CH 09 2452MHz | | 4904 | 40.18 | -33.82 | 74 | 52.59 | 34.17 | 12.11 | 58.69 | 100 | 0 | P | H |
| | | 7356 | 40.73 | -33.27 | 74 | 48.13 | 35.5 | 14.61 | 57.51 | 100 | 0 | P | H |
| | | | | | | | | | | | | | H |
| | | | | | | | | | | | | | H |
| | | 4904 | 40.2 | -33.8 | 74 | 52.61 | 34.17 | 12.11 | 58.69 | 100 | 0 | P | V |
| | | 7356 | 40.82 | -33.18 | 74 | 48.22 | 35.5 | 14.61 | 57.51 | 100 | 0 | P | V |
| | | | | | | | | | | | | | V |
| Remark | 1. No other spurious found. | | | | | | | | | | | | |
| | 2. All results are PASS against Peak and Average limit line. | | | | | | | | | | | | |



<TXBF Mode>

2.4GHz 2400~2483.5MHz

WIFI 802.11 ax HE20 Full (Band Edge @ 3m)

| WIFI Ant. | Note | Frequency | Level | Over Limit | Limit Line | Read Level | Antenna Factor | Path Loss | Preamp Factor | Ant Pos | Table Pos | Peak Avg. | Pol. | |
|---|------|-----------|------------|------------|------------|------------|----------------|-----------|---------------|---------|-----------|-----------|---------|---|
| 1+2 | | (MHz) | (dBμV/m) | (dB) | (dBμV/m) | (dBμV) | (dB/m) | (dB) | (dB) | (cm) | (deg) | (P/A) | (H/V) | |
| 802.11ax HE20 Full CH 01 2412MHz | | 2389.485 | 62.3 | -11.7 | 74 | 47.75 | 31.8 | 17.98 | 35.23 | 367 | 334 | P | H | |
| | | 2390 | 47.83 | -6.17 | 54 | 33.28 | 31.8 | 17.98 | 35.23 | 367 | 334 | A | H | |
| | * | 2412 | 114.33 | - | - | 99.69 | 31.87 | 18.02 | 35.25 | 367 | 334 | P | H | |
| | * | 2412 | 106.19 | - | - | 91.55 | 31.87 | 18.02 | 35.25 | 367 | 334 | A | H | |
| | | | | | | | | | | | | | H | |
| | | | | | | | | | | | | | H | |
| | | | 2388.015 | 64.83 | -9.17 | 74 | 50.28 | 31.8 | 17.98 | 35.23 | 327 | 288 | P | V |
| | | | 2390 | 49.3 | -4.7 | 54 | 34.75 | 31.8 | 17.98 | 35.23 | 327 | 288 | A | V |
| | | * | 2412 | 115.19 | - | - | 100.55 | 31.87 | 18.02 | 35.25 | 327 | 288 | P | V |
| | | * | 2412 | 107.74 | - | - | 93.1 | 31.87 | 18.02 | 35.25 | 327 | 288 | A | V |
| | | | | | | | | | | | | | V | |
| | | | | | | | | | | | | | V | |
| 802.11ax HE20 Full CH 06 2437MHz | | 2389.8 | 62.02 | -11.98 | 74 | 47.47 | 31.8 | 17.98 | 35.23 | 322 | 345 | P | H | |
| | | 2389.94 | 48.58 | -5.42 | 54 | 34.03 | 31.8 | 17.98 | 35.23 | 322 | 345 | A | H | |
| | * | 2437 | 119.5 | - | - | 104.71 | 32 | 18.05 | 35.26 | 322 | 345 | P | H | |
| | * | 2437 | 110.25 | - | - | 95.46 | 32 | 18.05 | 35.26 | 322 | 345 | A | H | |
| | | | 2485.09 | 62.5 | -11.5 | 74 | 47.6 | 32.07 | 18.12 | 35.29 | 322 | 345 | P | H |
| | | | 2483.9 | 46.85 | -7.15 | 54 | 31.95 | 32.07 | 18.12 | 35.29 | 322 | 345 | A | H |
| | | | 2389.52 | 63.18 | -10.82 | 74 | 48.63 | 31.8 | 17.98 | 35.23 | 282 | 286 | P | V |
| | | | 2389.94 | 48.98 | -5.02 | 54 | 34.43 | 31.8 | 17.98 | 35.23 | 282 | 286 | A | V |
| | | * | 2437 | 119.28 | - | - | 104.49 | 32 | 18.05 | 35.26 | 282 | 286 | P | V |
| | | * | 2437 | 110.2 | - | - | 95.41 | 32 | 18.05 | 35.26 | 282 | 286 | A | V |
| | | 2485.65 | 67.05 | -6.95 | 74 | 52.15 | 32.07 | 18.12 | 35.29 | 282 | 286 | P | V | |
| | | 2484.04 | 50.75 | -3.25 | 54 | 35.85 | 32.07 | 18.12 | 35.29 | 282 | 286 | A | V | |



| WIFI Ant. 1+2 | Note | Frequency (MHz) | Level (dBμV/m) | Over Limit (dB) | Limit Line (dBμV/m) | Read Level (dBμV) | Antenna Factor (dB/m) | Path Loss (dB) | Preamp Factor (dB) | Ant Pos (cm) | Table Pos (deg) | Peak Avg. (P/A) | Pol. (H/V) |
|--|---|-------------------|------------------|-------------------|-----------------------|---------------------|-------------------------|------------------|----------------------|----------------|-------------------|-----------------|------------|
| 8802.11ax HE20 Full CH 11 2462MHz | * | 2462 | 114.81 | - | - | 99.97 | 32.03 | 18.09 | 35.28 | 227 | 340 | P | H |
| | * | 2462 | 102.88 | - | - | 88.04 | 32.03 | 18.09 | 35.28 | 227 | 340 | A | H |
| | | 2484.2 | 69.27 | -4.73 | 74 | 54.37 | 32.07 | 18.12 | 35.29 | 227 | 340 | P | H |
| | | 2483.52 | 51.04 | -2.96 | 54 | 36.14 | 32.07 | 18.12 | 35.29 | 227 | 340 | A | H |
| | | | | | | | | | | | | | H |
| | | | | | | | | | | | | | H |
| | * | 2462 | 114.6 | - | - | 99.76 | 32.03 | 18.09 | 35.28 | 285 | 274 | P | V |
| | * | 2462 | 105.95 | - | - | 91.11 | 32.03 | 18.09 | 35.28 | 285 | 274 | A | V |
| | | 2483.52 | 64.13 | -9.87 | 74 | 49.23 | 32.07 | 18.12 | 35.29 | 285 | 274 | P | V |
| | | 2483.76 | 49.99 | -4.01 | 54 | 35.09 | 32.07 | 18.12 | 35.29 | 285 | 274 | A | V |
| | | | | | | | | | | | | V | |
| | | | | | | | | | | | | V | |
| Remark | 1. No other spurious found. 2. All results are PASS against Peak and Average limit line. | | | | | | | | | | | | |



2.4GHz 2400~2483.5MHz

WIFI 802.11 ax HE20 Full (Harmonic @ 3m)

| WIFI Ant. 1+2 | Note | Frequency (MHz) | Level (dBμV/m) | Over Limit (dB) | Limit Line (dBμV/m) | Read Level (dBμV) | Antenna Factor (dB/m) | Path Loss (dB) | Preamp Factor (dB) | Ant Pos (cm) | Table Pos (deg) | Peak Avg. (P/A) | Pol. (H/V) | |
|---|--|-------------------|------------------|-------------------|-----------------------|---------------------|-------------------------|------------------|----------------------|----------------|-------------------|-------------------|--------------|---|
| 802.11ax HE20 Full CH 01 2412MHz | | 4824 | 40.51 | -33.49 | 74 | 53.36 | 34.05 | 11.99 | 58.89 | 100 | 0 | P | H | |
| | | | | | | | | | | | | | H | |
| | | | | | | | | | | | | | H | |
| | | | | | | | | | | | | | H | |
| | | | 4824 | 41.54 | -32.46 | 74 | 54.39 | 34.05 | 11.99 | 58.89 | 100 | 0 | P | V |
| | | | | | | | | | | | | | | V |
| | | | | | | | | | | | | | | V |
| 802.11ax HE20 Full CH 06 2437MHz | | 4874 | 44.16 | -29.84 | 74 | 56.76 | 34.1 | 12.06 | 58.76 | 100 | 0 | P | H | |
| | | 7311 | 48.71 | -25.29 | 74 | 56 | 35.6 | 14.58 | 57.47 | 100 | 0 | P | H | |
| | | | | | | | | | | | | | H | |
| | | | | | | | | | | | | | H | |
| | | | 4874 | 44.08 | -29.92 | 74 | 56.68 | 34.1 | 12.06 | 58.76 | 100 | 0 | P | V |
| | | | 7311 | 48.26 | -25.74 | 74 | 55.55 | 35.6 | 14.58 | 57.47 | 100 | 0 | P | V |
| | | | | | | | | | | | | | | V |
| 802.11ax HE20 Full CH 11 2462MHz | | 4924 | 40.75 | -33.25 | 74 | 53.03 | 34.23 | 12.13 | 58.64 | 100 | 0 | P | H | |
| | | 7386 | 40.49 | -33.51 | 74 | 47.79 | 35.6 | 14.64 | 57.54 | 100 | 0 | P | H | |
| | | | | | | | | | | | | | H | |
| | | | | | | | | | | | | | H | |
| | | | 4924 | 40.86 | -33.14 | 74 | 53.14 | 34.23 | 12.13 | 58.64 | 100 | 0 | P | V |
| | | | 7386 | 40.44 | -33.56 | 74 | 47.74 | 35.6 | 14.64 | 57.54 | 100 | 0 | P | V |
| | | | | | | | | | | | | | | V |
| Remark | 1. No other spurious found. | | | | | | | | | | | | | |
| | 2. All results are PASS against Peak and Average limit line. | | | | | | | | | | | | | |



2.4GHz 2400~2483.5MHz

WIFI 802.11 ax HE40 Full (Band Edge @ 3m)

| WIFI Ant. 1+2 | Note | Frequency (MHz) | Level (dBμV/m) | Over Limit (dB) | Limit Line (dBμV/m) | Read Level (dBμV) | Antenna Factor (dB/m) | Path Loss (dB) | Preamp Factor (dB) | Ant Pos (cm) | Table Pos (deg) | Peak Avg. (P/A) | Pol. (H/V) |
|---|------|-------------------|------------------|-------------------|-----------------------|---------------------|-------------------------|------------------|----------------------|----------------|-------------------|-------------------|--------------|
| 802.11ax HE40 Full CH 03 2422MHz | | 2388.96 | 59.56 | -14.44 | 74 | 45.01 | 31.8 | 17.98 | 35.23 | 326 | 314 | P | H |
| | | 2389.66 | 46.24 | -7.76 | 54 | 31.69 | 31.8 | 17.98 | 35.23 | 326 | 314 | A | H |
| | * | 2422 | 111.57 | - | - | 96.86 | 31.93 | 18.03 | 35.25 | 326 | 314 | P | H |
| | * | 2422 | 102.55 | - | - | 87.84 | 31.93 | 18.03 | 35.25 | 326 | 314 | A | H |
| | | 2491.67 | 54.3 | -19.7 | 74 | 39.37 | 32.1 | 18.13 | 35.3 | 326 | 314 | P | H |
| | | 2483.69 | 43.47 | -10.53 | 54 | 28.57 | 32.07 | 18.12 | 35.29 | 326 | 314 | A | H |
| | | 2386.58 | 63.97 | -10.03 | 74 | 49.42 | 31.8 | 17.98 | 35.23 | 330 | 270 | P | V |
| | | 2389.94 | 49.42 | -4.58 | 54 | 34.87 | 31.8 | 17.98 | 35.23 | 330 | 270 | A | V |
| | * | 2422 | 112.83 | - | - | 98.12 | 31.93 | 18.03 | 35.25 | 330 | 270 | P | V |
| | * | 2422 | 101.77 | - | - | 87.06 | 31.93 | 18.03 | 35.25 | 330 | 270 | A | V |
| | | 2493.84 | 54.65 | -19.35 | 74 | 39.71 | 32.1 | 18.14 | 35.3 | 330 | 270 | P | V |
| | | 2483.62 | 44.39 | -9.61 | 54 | 29.49 | 32.07 | 18.12 | 35.29 | 330 | 270 | A | V |
| 802.11ax HE40 Full CH 06 2437MHz | | 2387.56 | 59.07 | -14.93 | 74 | 44.52 | 31.8 | 17.98 | 35.23 | 287 | 313 | P | H |
| | | 2389.8 | 46.85 | -7.15 | 54 | 32.3 | 31.8 | 17.98 | 35.23 | 287 | 313 | A | H |
| | * | 2437 | 114.12 | - | - | 99.33 | 32 | 18.05 | 35.26 | 287 | 313 | P | H |
| | * | 2437 | 104.1 | - | - | 89.31 | 32 | 18.05 | 35.26 | 287 | 313 | A | H |
| | | 2483.9 | 61.17 | -12.83 | 74 | 46.27 | 32.07 | 18.12 | 35.29 | 287 | 313 | P | H |
| | | 2483.5 | 50.07 | -3.93 | 54 | 35.17 | 32.07 | 18.12 | 35.29 | 287 | 313 | A | H |
| | | 2389.94 | 66.46 | -7.54 | 74 | 51.91 | 31.8 | 17.98 | 35.23 | 356 | 289 | P | V |
| | | 2389.52 | 51.07 | -2.93 | 54 | 36.52 | 31.8 | 17.98 | 35.23 | 356 | 289 | A | V |
| | * | 2437 | 114.02 | - | - | 99.23 | 32 | 18.05 | 35.26 | 356 | 289 | P | V |
| | * | 2437 | 103.36 | - | - | 88.57 | 32 | 18.05 | 35.26 | 356 | 289 | A | V |
| | | 2483.5 | 66.02 | -7.98 | 74 | 51.12 | 32.07 | 18.12 | 35.29 | 356 | 289 | P | V |
| | | 2483.5 | 51.92 | -2.08 | 54 | 37.02 | 32.07 | 18.12 | 35.29 | 356 | 289 | A | V |



| WIFI Ant. 1+2 | Note | Frequency (MHz) | Level (dBμV/m) | Over Limit (dB) | Limit Line (dBμV/m) | Read Level (dBμV) | Antenna Factor (dB/m) | Path Loss (dB) | Preamp Factor (dB) | Ant Pos (cm) | Table Pos (deg) | Peak Avg. (P/A) | Pol. (H/V) |
|---|---------------|---|------------------|-------------------|-----------------------|---------------------|-------------------------|------------------|----------------------|----------------|-------------------|-----------------|------------|
| 802.11ax HE40 Full CH 09 2452MHz | | 2361.52 | 55.31 | -18.69 | 74 | 40.73 | 31.87 | 17.93 | 35.22 | 281 | 341 | P | H |
| | | 2359.28 | 44.62 | -9.38 | 54 | 30.04 | 31.87 | 17.93 | 35.22 | 281 | 341 | A | H |
| | * | 2452 | 110.87 | - | - | 96.06 | 32 | 18.08 | 35.27 | 281 | 341 | P | H |
| | * | 2452 | 101.72 | - | - | 86.91 | 32 | 18.08 | 35.27 | 281 | 341 | A | H |
| | | 2484.88 | 66.36 | -7.64 | 74 | 51.46 | 32.07 | 18.12 | 35.29 | 281 | 341 | P | H |
| | | 2483.55 | 52.54 | -1.46 | 54 | 37.64 | 32.07 | 18.12 | 35.29 | 281 | 341 | A | H |
| | | 2347.52 | 55.16 | -18.84 | 74 | 40.57 | 31.9 | 17.9 | 35.21 | 286 | 271 | P | V |
| | | 2344.02 | 44.46 | -9.54 | 54 | 29.88 | 31.9 | 17.89 | 35.21 | 286 | 271 | A | V |
| | * | 2452 | 110.08 | - | - | 95.27 | 32 | 18.08 | 35.27 | 286 | 271 | P | V |
| | * | 2452 | 101.44 | - | - | 86.63 | 32 | 18.08 | 35.27 | 286 | 271 | A | V |
| | | 2483.83 | 69.78 | -4.22 | 74 | 54.88 | 32.07 | 18.12 | 35.29 | 286 | 271 | P | V |
| | | 2483.9 | 51.72 | -2.28 | 54 | 36.82 | 32.07 | 18.12 | 35.29 | 286 | 271 | A | V |
| | Remark | <ol style="list-style-type: none"> No other spurious found. All results are PASS against Peak and Average limit line. | | | | | | | | | | | |



2.4GHz 2400~2483.5MHz

WIFI 802.11 ax HE40 Full (Harmonic @ 3m)

| WIFI Ant. 1+2 | Note | Frequency (MHz) | Level (dBµV/m) | Over Limit (dB) | Limit Line (dBµV/m) | Read Level (dBµV) | Antenna Factor (dB/m) | Path Loss (dB) | Preamp Factor (dB) | Ant Pos (cm) | Table Pos (deg) | Peak Avg. (P/A) | Pol. (H/V) |
|---|--|-------------------|------------------|-------------------|-----------------------|---------------------|-------------------------|------------------|----------------------|----------------|-------------------|-------------------|--------------|
| 802.11ax HE40 Full CH 03 2422MHz | | 4844 | 40.92 | -33.08 | 74 | 53.64 | 34.1 | 12.02 | 58.84 | 100 | 0 | P | H |
| | | 7266 | 41.23 | -32.77 | 74 | 48.51 | 35.6 | 14.55 | 57.43 | 100 | 0 | P | H |
| | | | | | | | | | | | | | H |
| | | | | | | | | | | | | | H |
| | | 4844 | 40.84 | -33.16 | 74 | 53.56 | 34.1 | 12.02 | 58.84 | 100 | 0 | P | V |
| | | 7266 | 41.94 | -32.06 | 74 | 49.22 | 35.6 | 14.55 | 57.43 | 100 | 0 | P | V |
| | | | | | | | | | | | | | V |
| 802.11ax HE40 Full CH 06 2437MHz | | 4874 | 40.65 | -33.35 | 74 | 53.25 | 34.1 | 12.06 | 58.76 | 100 | 0 | P | H |
| | | 7311 | 41.96 | -32.04 | 74 | 49.25 | 35.6 | 14.58 | 57.47 | 100 | 0 | P | H |
| | | | | | | | | | | | | | H |
| | | | | | | | | | | | | | H |
| | | 4874 | 40.03 | -33.97 | 74 | 52.63 | 34.1 | 12.06 | 58.76 | 100 | 0 | P | V |
| | | 7311 | 41.86 | -32.14 | 74 | 49.15 | 35.6 | 14.58 | 57.47 | 100 | 0 | P | V |
| | | | | | | | | | | | | | V |
| 802.11ax HE40 Full CH 09 2452MHz | | 4904 | 40.75 | -33.25 | 74 | 53.16 | 34.17 | 12.11 | 58.69 | 100 | 0 | P | H |
| | | 7356 | 40.75 | -33.25 | 74 | 48.15 | 35.5 | 14.61 | 57.51 | 100 | 0 | P | H |
| | | | | | | | | | | | | | H |
| | | | | | | | | | | | | | H |
| | | 4904 | 40.72 | -33.28 | 74 | 53.13 | 34.17 | 12.11 | 58.69 | 100 | 0 | P | V |
| | | 7356 | 40.84 | -33.16 | 74 | 48.24 | 35.5 | 14.61 | 57.51 | 100 | 0 | P | V |
| | | | | | | | | | | | | | V |
| Remark | 1. No other spurious found. | | | | | | | | | | | | |
| | 2. All results are PASS against Peak and Average limit line. | | | | | | | | | | | | |



Note symbol

| | |
|-----|--|
| * | Fundamental Frequency which can be ignored. However, the level of any unwanted emissions shall not exceed the level of the fundamental frequency. |
| ! | Test result is over limit line. |
| P/A | Peak or Average |
| H/V | Horizontal or Vertical |



A calculation example for radiated spurious emission is shown as below:

| WIFI | Note | Frequency | Level | Over | Limit | Read | Antenna | Path | Preamp | Ant | Table | Peak | Pol. |
|---------|------|-----------|------------|--------|------------|----------|----------|--------|--------|--------|---------|---------|---------|
| Ant. | | | | Limit | Line | Level | Factor | Loss | Factor | Pos | Pos | Avg. | |
| 1+2 | | (MHz) | (dBμV/m) | (dB) | (dBμV/m) | (dBμV) | (dB/m) | (dB) | (dB) | (cm) | (deg) | (P/A) | (H/V) |
| 802.11b | | 2390 | 55.45 | -18.55 | 74 | 54.51 | 32.22 | 4.58 | 35.86 | 103 | 308 | P | H |
| CH 01 | | | | | | | | | | | | | |
| 2412MHz | | 2390 | 43.54 | -10.46 | 54 | 42.6 | 32.22 | 4.58 | 35.86 | 103 | 308 | A | H |

1. Path Loss(dB) = Cable loss(dB) + Filter loss(dB) + Attenuator loss(dB)
2. Level(dBμV/m) =
Antenna Factor(dB/m) + Path Loss(dB) + Read Level(dBμV) - Preamp Factor(dB)
3. Over Limit(dB) = Level(dBμV/m) – Limit Line(dBμV/m)

For Peak Limit @ 2390MHz:

1. Level(dBμV/m)
= Antenna Factor(dB/m) + Path Loss(dB) + Read Level(dBμV) - Preamp Factor(dB)
= 32.22(dB/m) + 4.58(dB) + 54.51(dBμV) – 35.86 (dB)
= 55.45 (dBμV/m)
2. Over Limit(dB)
= Level(dBμV/m) – Limit Line(dBμV/m)
= 55.45(dBμV/m) – 74(dBμV/m)
= -18.55(dB)

For Average Limit @ 2390MHz:

1. Level(dBμV/m)
= Antenna Factor(dB/m) + Path Loss(dB) + Read Level(dBμV) - Preamp Factor(dB)
= 32.22(dB/m) + 4.58(dB) + 42.6(dBμV) – 35.86 (dB)
= 43.54 (dBμV/m)
2. Over Limit(dB)
= Level(dBμV/m) – Limit Line(dBμV/m)
= 43.54(dBμV/m) – 54(dBμV/m)
= -10.46(dB)

Both peak and average measured complies with the limit line, so test result is “PASS”.



Appendix D. Radiated Spurious Emission Plots

| | | | |
|-----------------|-----------------------------------|---------------------|---------|
| Test Engineer : | Jesse Wang, Stan Hsieh and Ken Wu | Temperature : | 21~23°C |
| | | Relative Humidity : | 51~58% |

Note symbol

| | |
|----|-----------------------|
| -L | Low channel location |
| -R | High channel location |

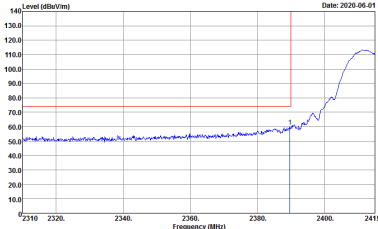
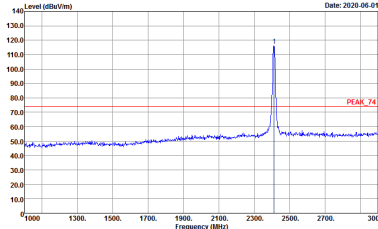
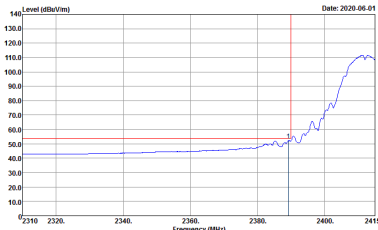
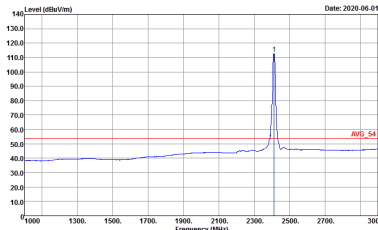


<CDD Mode>

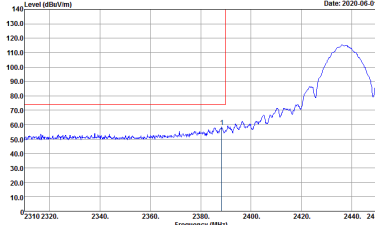
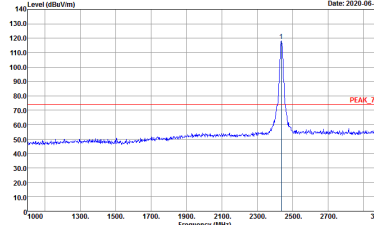
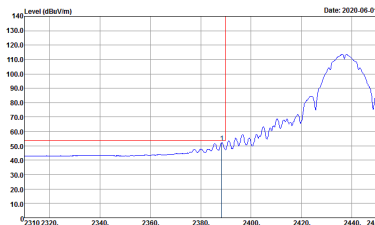
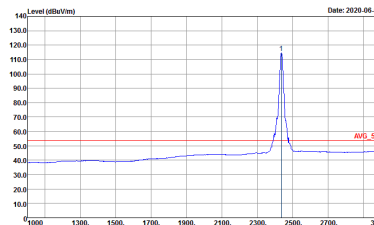
2.4GHz 2400~2483.5MHz
WIFI 802.11b (Band Edge @ 3m)

| WIFI | 2.4GHz 2400~2483.5MHz Band Edge @ 3m | |
|------|--|---|
| ANT | 802.11b CH01 2412MHz | |
| 1 | Horizontal | Fundamental |
| Peak | <p>Site : 03CH07-HY Condition : PEAK_BE_74 3m HF_ANT_00075962 HORIZONTAL Detector : Peak Project : 031701 Mode : 5</p> | <p>Site : 03CH07-HY Condition : PEAK_74 3m HF_ANT_00075962 HORIZONTAL Detector : Peak Project : 031701 Mode : 5</p> |
| Avg. | <p>Site : 03CH07-HY Condition : AVG_BE_54 3m HF_ANT_00075962 HORIZONTAL Detector : Peak Project : 031701 Mode : 5</p> | <p>Site : 03CH07-HY Condition : AVG_54 3m HF_ANT_00075962 HORIZONTAL Detector : Peak Project : 031701 Mode : 5</p> |

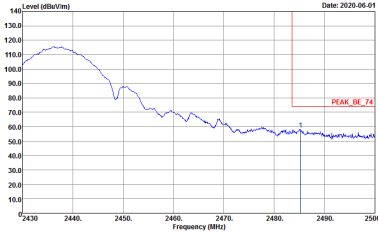
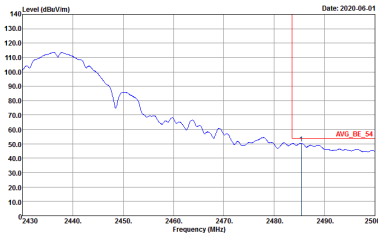


| WIFI | 2.4GHz 2400~2483.5MHz Band Edge @ 3m | |
|------|---|---|
| ANT | 802.11b CH01 2412MHz | |
| 1 | Vertical | Fundamental |
| Peak |  <p>Site : 03CH07-HY Condition : PEAK_BE_74 3m HF_ANT_00075962 VERTICAL Detector : Peak Project : 031701 Mode : 5</p> |  <p>Site : 03CH07-HY Condition : PEAK_74 3m HF_ANT_00075962 VERTICAL Detector : Peak Project : 031701 Mode : 5</p> |
| Avg. |  <p>Site : 03CH07-HY Condition : AVG_BE_54 3m HF_ANT_00075962 VERTICAL Detector : Peak Project : 031701 Mode : 5</p> |  <p>Site : 03CH07-HY Condition : AVG_54 3m HF_ANT_00075962 VERTICAL Detector : Peak Project : 031701 Mode : 5</p> |



| WIFI | 2.4GHz 2400~2483.5MHz Band Edge @ 3m | |
|------|---|---|
| ANT | 802.11b CH06 2437MHz - L | |
| 1 | Horizontal | Fundamental |
| Peak |  <p>Site : 03CH07-HY Condition : PEAK_BE_74 3m HF_ANT_00075962 HORIZONTAL Detector : Peak Project : 031701 Mode : 6</p> |  <p>Site : 03CH07-HY Condition : PEAK_74 3m HF_ANT_00075962 HORIZONTAL Detector : Peak Project : 031701 Mode : 6</p> |
| Avg. |  <p>Site : 03CH07-HY Condition : AVG_BE_54 3m HF_ANT_00075962 HORIZONTAL Detector : Peak Project : 031701 Mode : 6</p> |  <p>Site : 03CH07-HY Condition : AVG_54 3m HF_ANT_00075962 HORIZONTAL Detector : Peak Project : 031701 Mode : 6</p> |

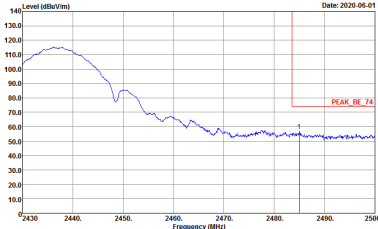
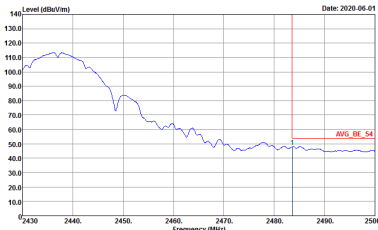


| WIFI | 2.4GHz 2400~2483.5MHz Band Edge @ 3m | |
|------|---|-------------|
| ANT | 802.11b CH06 2437MHz - R | |
| 1 | Horizontal | Fundamental |
| Peak |  <p>Date: 2020-06-01</p> <p>Site : 03CH07-HY Condition : PEAK_BE_74 3m HF_ANT_00075962 HORIZONTAL Detector : Peak Project : 031701 Mode : 6</p> | Left blank |
| Avg. |  <p>Date: 2020-06-01</p> <p>Site : 03CH07-HY Condition : AVG_BE_54 3m HF_ANT_00075962 HORIZONTAL Detector : Peak Project : 031701 Mode : 6</p> | Left blank |

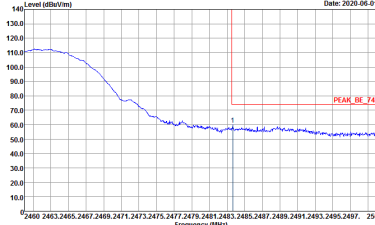
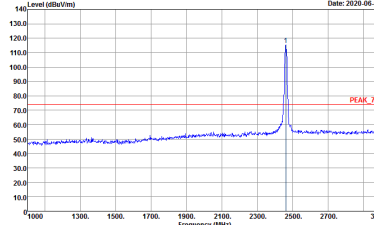
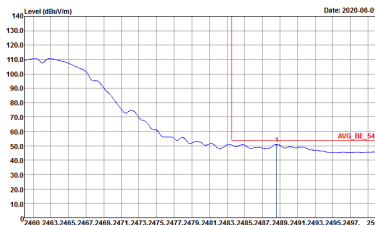
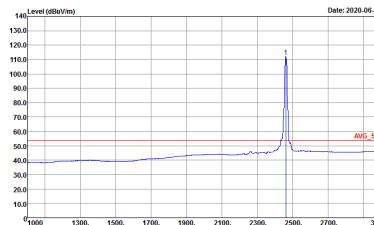


| WIFI | 2.4GHz 2400~2483.5MHz Band Edge @ 3m | |
|------|--|---|
| ANT | 802.11b CH06 2437MHz - L | |
| 1 | Vertical | Fundamental |
| Peak | <p>Site : 03CH07-HY Condition : PEAK_BE_74 3m HF_ANT_00075962 VERTICAL Detector : Peak Project : 031701 Mode : 6</p> | <p>Site : 03CH07-HY Condition : PEAK_74 3m HF_ANT_00075962 VERTICAL Detector : Peak Project : 031701 Mode : 6</p> |
| Avg. | <p>Site : 03CH07-HY Condition : AVG_BE_54 3m HF_ANT_00075962 VERTICAL Detector : Peak Project : 031701 Mode : 6</p> | <p>Site : 03CH07-HY Condition : AVG_54 3m HF_ANT_00075962 VERTICAL Detector : Peak Project : 031701 Mode : 6</p> |

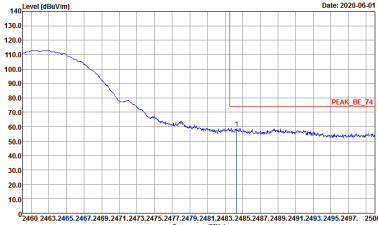
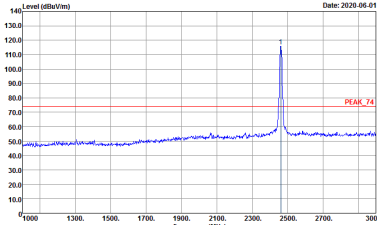
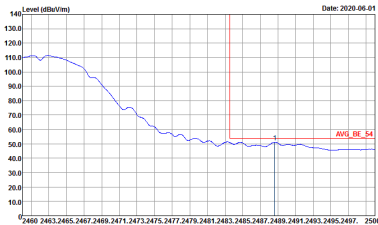
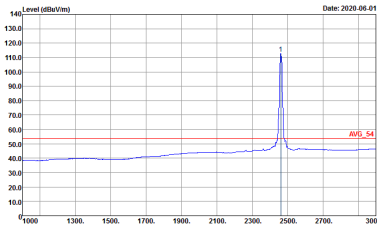


| WIFI | 2.4GHz 2400~2483.5MHz Band Edge @ 3m | |
|------|---|-------------|
| ANT | 802.11b CH06 2437MHz - R | |
| 1 | Vertical | Fundamental |
| Peak |  <p>Date: 2020-06-01</p> <p>Site : 03CH07-HY Condition : PEAK_BE_74 3m HF_ANT_00075962 VERTICAL Detector : Peak Project : 031701 Mode : 6</p> | Left blank |
| Avg. |  <p>Date: 2020-06-01</p> <p>Site : 03CH07-HY Condition : AVG_BE_54 3m HF_ANT_00075962 VERTICAL Detector : Peak Project : 031701 Mode : 6</p> | Left blank |



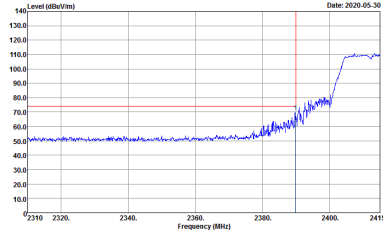
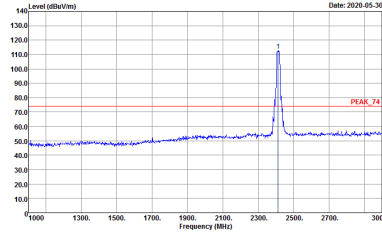
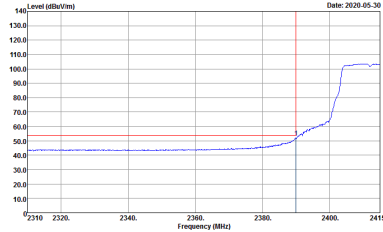
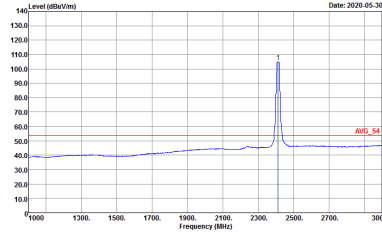
| WIFI | 2.4GHz 2400~2483.5MHz Band Edge @ 3m | |
|------|---|---|
| ANT | 802.11b CH11 2462MHz | |
| 1 | Horizontal | Fundamental |
| Peak |  <p>Site : 03CH07-HY Condition : PEAK_BE_74 3m HF_ANT_00075962 HORIZONTAL Detector : Peak Project : 031701 Mode : 7</p> |  <p>Site : 03CH07-HY Condition : PEAK_74 3m HF_ANT_00075962 HORIZONTAL Detector : Peak Project : 031701 Mode : 7</p> |
| Avg. |  <p>Site : 03CH07-HY Condition : AVG_BE_54 3m HF_ANT_00075962 HORIZONTAL Detector : Peak Project : 031701 Mode : 7</p> |  <p>Site : 03CH07-HY Condition : AVG_54 3m HF_ANT_00075962 HORIZONTAL Detector : Peak Project : 031701 Mode : 7</p> |



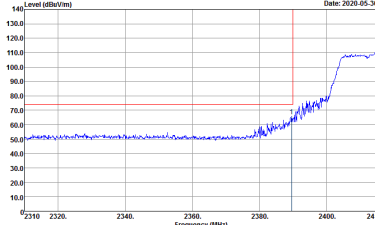
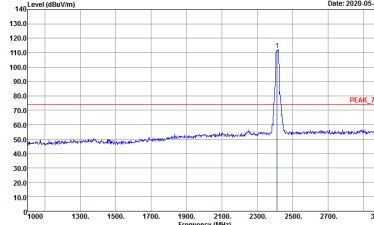
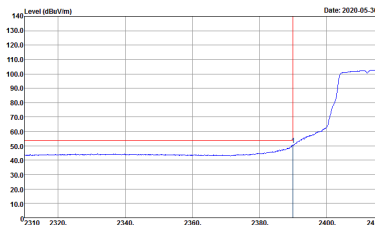
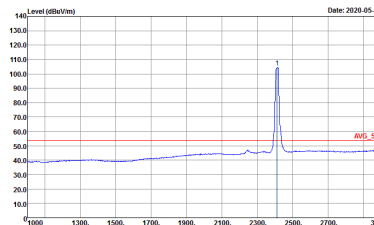
| WIFI | 2.4GHz 2400~2483.5MHz Band Edge @ 3m | |
|------|---|---|
| ANT | 802.11b CH11 2462MHz | |
| 1 | Vertical | Fundamental |
| Peak |  <p>Date: 2020-06-01</p> <p>Site : 03CH07-HY Condition : PEAK_BE_74 3m HF_ANT_00075962 VERTICAL Detector : Peak Project : 031701 Mode : 7</p> |  <p>Date: 2020-06-01</p> <p>Site : 03CH07-HY Condition : PEAK_74 3m HF_ANT_00075962 VERTICAL Detector : Peak Project : 031701 Mode : 7</p> |
| Avg. |  <p>Date: 2020-06-01</p> <p>Site : 03CH07-HY Condition : AVG_BE_54 3m HF_ANT_00075962 VERTICAL Detector : Peak Project : 031701 Mode : 7</p> |  <p>Date: 2020-06-01</p> <p>Site : 03CH07-HY Condition : AVG_54 3m HF_ANT_00075962 VERTICAL Detector : Peak Project : 031701 Mode : 7</p> |



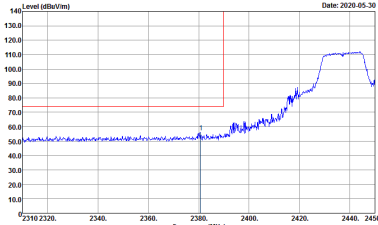
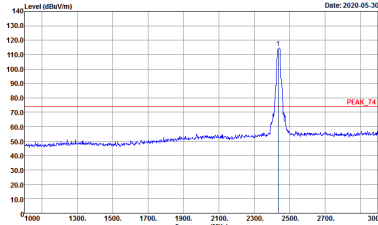
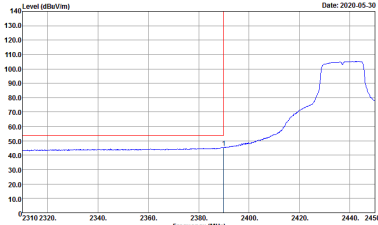
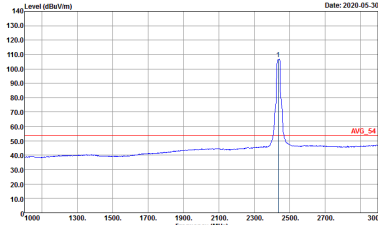
2.4GHz 2400~2483.5MHz
WIFI 802.11g (Band Edge @ 3m)

| WIFI | 2.4GHz 2400~2483.5MHz Band Edge @ 3m | |
|------|--|--|
| ANT | 802.11g CH01 2412MHz | |
| 1 | Horizontal | Fundamental |
| Peak |  <p>Date: 2020-05-30</p> <p>Site : 03CH07-HY Condition : PEAK_BE_74 3m HF_ANT_00075962 HORIZONTAL Detector : Peak Project : 031701 Mode : 8 Setting : 88</p> |  <p>Date: 2020-05-30</p> <p>Site : 03CH07-HY Condition : PEAK_74 3m HE_ANT_00075962 HORIZONTAL Detector : Peak Project : 031701 Mode : 8 Setting : 88</p> |
| Avg. |  <p>Date: 2020-05-30</p> <p>Site : 03CH07-HY Condition : AVG_BE_S4 3m HE_ANT_00075962 HORIZONTAL Detector : Peak Project : 031701 Mode : 8 Setting : 88</p> |  <p>Date: 2020-05-30</p> <p>Site : 03CH07-HY Condition : AVG_S4 3m HE_ANT_00075962 HORIZONTAL Detector : Peak Project : 031701 Mode : 8 Setting : 88</p> |



| WIFI | 2.4GHz 2400~2483.5MHz Band Edge @ 3m | |
|------|---|---|
| ANT | 802.11g CH01 2412MHz | |
| 1 | Vertical | Fundamental |
| Peak |  <p>Site : 03CH07-HY Condition : PEAK_BE_74 3m HF_ANT_00075962 VERTICAL Detector : Peak Project : 031701 Mode : 8 Setting : 88</p> |  <p>Site : 03CH07-HY Condition : PEAK_74 3m HF_ANT_00075962 VERTICAL Detector : Peak Project : 031701 Mode : 8 Setting : 88</p> |
| Avg. |  <p>Site : 03CH07-HY Condition : AVG_BE_54 3m HF_ANT_00075962 VERTICAL Detector : Peak Project : 031701 Mode : 8 Setting : 88</p> |  <p>Site : 03CH07-HY Condition : AVG_54 3m HF_ANT_00075962 VERTICAL Detector : Peak Project : 031701 Mode : 8 Setting : 88</p> |

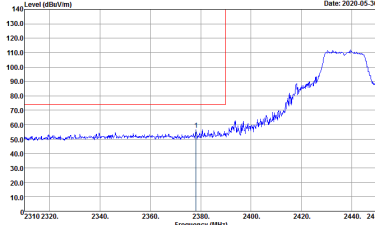
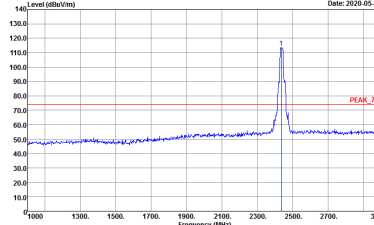
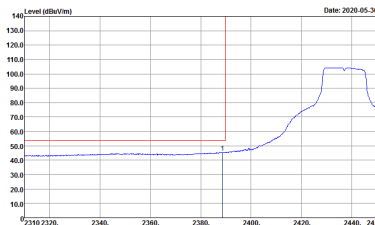
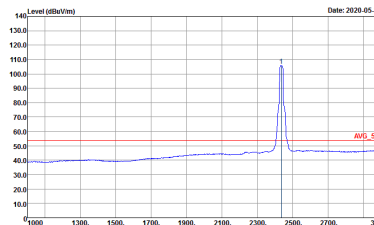


| WIFI | 2.4GHz 2400~2483.5MHz Band Edge @ 3m | |
|------|--|--|
| ANT | 802.11g CH06 2437MHz - L | |
| 1 | Horizontal | Fundamental |
| Peak |  <p>Site : 03CH07-HY Condition : PEAK_BE_74 3m HF_ANT_00075962 HORIZONTAL Detector : Peak Project : 031701 Mode : 9 Setting : 100</p> |  <p>Site : 03CH07-HY Condition : PEAK_74 3m HF_ANT_00075962 HORIZONTAL Detector : Peak Project : 031701 Mode : 9 Setting : 100</p> |
| Avg. |  <p>Site : 03CH07-HY Condition : AVG_BE_54 3m HF_ANT_00075962 HORIZONTAL Detector : Peak Project : 031701 Mode : 9 Setting : 100</p> |  <p>Site : 03CH07-HY Condition : AVG_54 3m HF_ANT_00075962 HORIZONTAL Detector : Peak Project : 031701 Mode : 9 Setting : 100</p> |

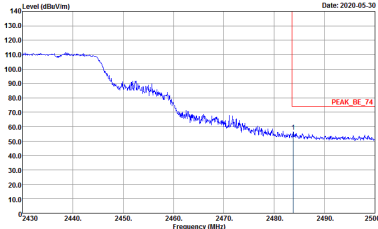
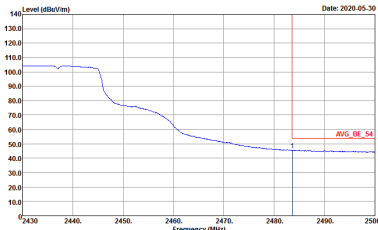


| WIFI | 2.4GHz 2400~2483.5MHz Band Edge @ 3m | |
|------|--|-------------|
| ANT | 802.11g CH06 2437MHz - R | |
| 1 | Horizontal | Fundamental |
| Peak | <p>Site : 03CH07-HY Condition : PEAK_BE_74 3m HF_ANT_00075962 HORIZONTAL Detector : Peak Project : 031701 Mode : S Setting : 100</p> | Left blank |
| Avg. | <p>Site : 03CH07-HY Condition : AVG_BE_54 3m HF_ANT_00075962 HORIZONTAL Detector : Peak Project : 031701 Mode : S Setting : 100</p> | Left blank |

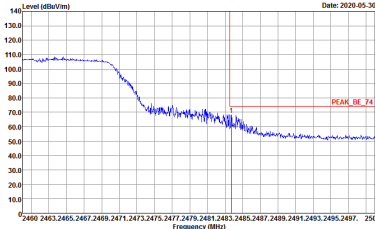
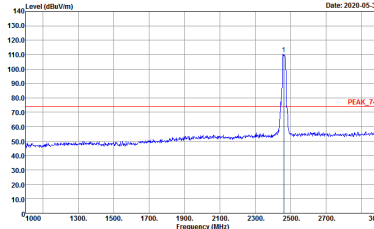
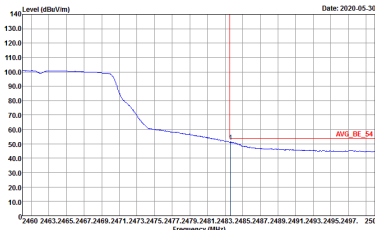
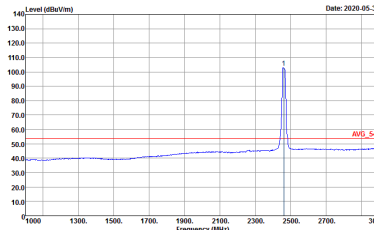


| WIFI | 2.4GHz 2400~2483.5MHz Band Edge @ 3m | |
|------|--|--|
| ANT | 802.11g CH06 2437MHz - L | |
| 1 | Vertical | Fundamental |
| Peak |  <p>Site : 03CH07-HY Condition : PEAK_BE_74 3m HF_ANT_00075962 VERTICAL Detector : Peak Project : 031701 Mode : 9 Setting : 100</p> |  <p>Site : 03CH07-HY Condition : PEAK_74 3m HF_ANT_00075962 VERTICAL Detector : Peak Project : 031701 Mode : 9 Setting : 100</p> |
| Avg. |  <p>Site : 03CH07-HY Condition : AVG_BE_54 3m HF_ANT_00075962 VERTICAL Detector : Peak Project : 031701 Mode : 9 Setting : 100</p> |  <p>Site : 03CH07-HY Condition : AVG_54 3m HF_ANT_00075962 VERTICAL Detector : Peak Project : 031701 Mode : 9 Setting : 100</p> |

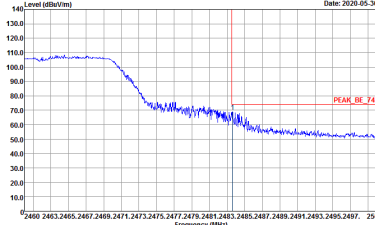
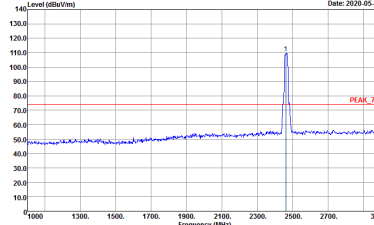
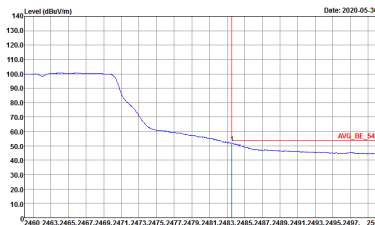
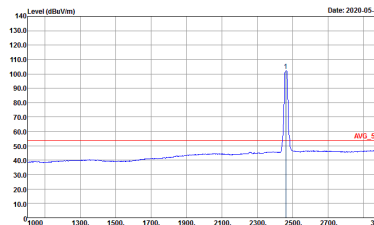


| WIFI | 2.4GHz 2400~2483.5MHz Band Edge @ 3m | |
|--------------------|--|-------------------|
| ANT | 802.11g CH06 2437MHz - R | |
| 1 | Vertical | Fundamental |
| <p>Peak</p> |  <p>Date: 2020-05-30</p> <p>Site : 03CH07-HY Condition : PEAK_BE_74 3m HF_ANT_00075962 VERTICAL Detector : Peak Project : 031701 Mode : S Setting : 100</p> | <p>Left Blank</p> |
| <p>Avg.</p> |  <p>Date: 2020-05-30</p> <p>Site : 03CH07-HY Condition : AVG_BE_54 3m HF_ANT_00075962 VERTICAL Detector : Peak Project : 031701 Mode : S Setting : 100</p> | <p>Left Blank</p> |



| WIFI | 2.4GHz 2400~2483.5MHz Band Edge @ 3m | |
|------|--|--|
| ANT | 802.11g CH11 2462MHz | |
| 1 | Horizontal | Fundamental |
| Peak |  <p>Site : 03CH07-HY Condition : PEAK_BE_74 3m HF_ANT_00075962 HORIZONTAL Detector : Peak Project : 031701 Mode : 10 Setting : 84</p> |  <p>Site : 03CH07-HY Condition : PEAK_74 3m HF_ANT_00075962 HORIZONTAL Detector : Peak Project : 031701 Mode : 10 Setting : 84</p> |
| Avg. |  <p>Site : 03CH07-HY Condition : AVG_BE_54 3m HF_ANT_00075962 HORIZONTAL Detector : Peak Project : 031701 Mode : 10 Setting : 84</p> |  <p>Site : 03CH07-HY Condition : AVG_54 3m HF_ANT_00075962 HORIZONTAL Detector : Peak Project : 031701 Mode : 10 Setting : 84</p> |

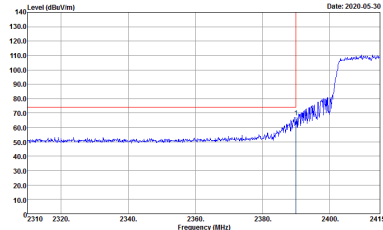
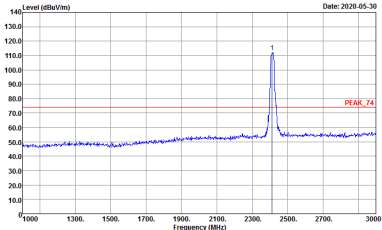
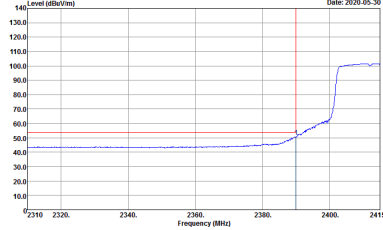
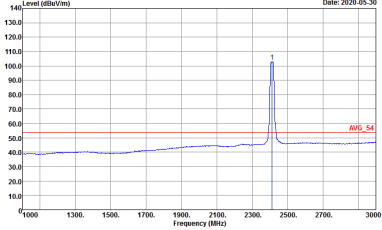


| WIFI | 2.4GHz 2400~2483.5MHz Band Edge @ 3m | |
|------|--|--|
| ANT | 802.11g CH11 2462MHz | |
| 1 | Vertical | Fundamental |
| Peak |  <p>Site : 03CH07-HY Condition : PEAK_BE_74 3m HF_ANT_00075962 VERTICAL Detector : Peak Project : 031701 Mode : 10 Setting : 84</p> |  <p>Site : 03CH07-HY Condition : PEAK_74 3m HF_ANT_00075962 VERTICAL Detector : Peak Project : 031701 Mode : 10 Setting : 84</p> |
| Avg. |  <p>Site : 03CH07-HY Condition : AVG_BE_54 3m HF_ANT_00075962 VERTICAL Detector : Peak Project : 031701 Mode : 10 Setting : 84</p> |  <p>Site : 03CH07-HY Condition : AVG_54 3m HF_ANT_00075962 VERTICAL Detector : Peak Project : 031701 Mode : 10 Setting : 84</p> |

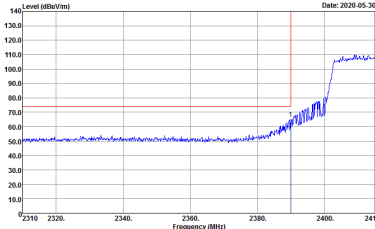
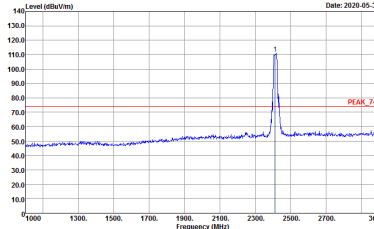
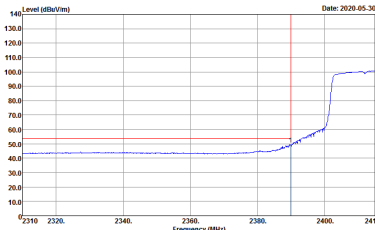
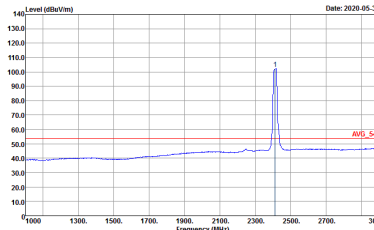


2.4GHz 2400~2483.5MHz

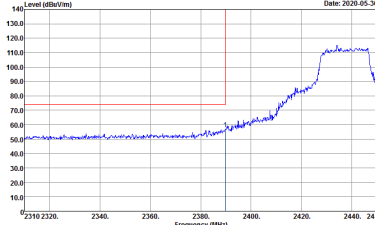
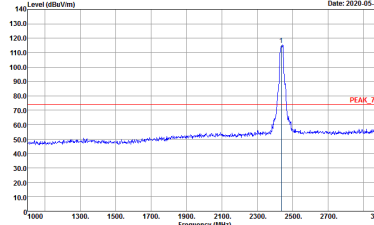
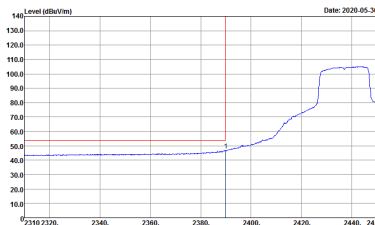
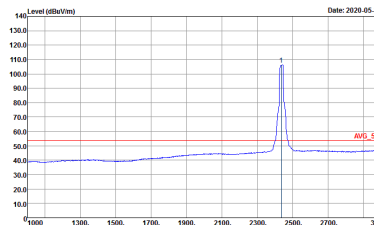
WIFI 802.11ax HE20 Full (Band Edge @ 3m)

| WIFI | 2.4GHz 2400~2483.5MHz Band Edge @ 3m | |
|-------------|--|--|
| ANT | 802.11ax HE20 Full CH01 2412MHz | |
| 1 | Horizontal | Fundamental |
| Peak |  <p>Site : 03CH07-HY Condition : PEAK_BE_74 3m HF_ANT_00075962 HORIZONTAL Detector : Peak Project : 031701 Mode : 11 Setting : 82</p> |  <p>Site : 03CH07-HY Condition : PEAK_74 3m HE_ANT_00075962 HORIZONTAL Detector : Peak Project : 031701 Mode : 11 Setting : 82</p> |
| Avg. |  <p>Site : 03CH07-HY Condition : AVG_BE_S4 3m HE_ANT_00075962 HORIZONTAL Detector : Peak Project : 031701 Mode : 11 Setting : 82</p> |  <p>Site : 03CH07-HY Condition : AVG_S4 3m HE_ANT_00075962 HORIZONTAL Detector : Peak Project : 031701 Mode : 11 Setting : 82</p> |

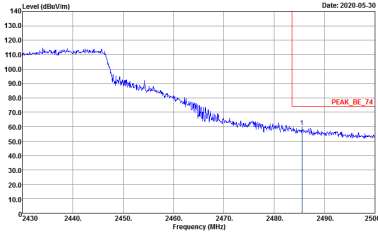
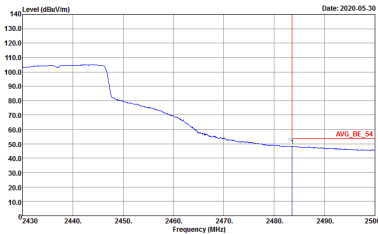


| WIFI | 2.4GHz 2400~2483.5MHz Band Edge @ 3m | |
|------|--|--|
| ANT | 802.11ax HE20 Full CH01 2412MHz | |
| 1 | Vertical | Fundamental |
| Peak |  <p>Site : 03CH07-HY Condition : PEAK_BE_74 3m HF_ANT_00075962 VERTICAL Detector : Peak Project : 031701 Mode : 11 Setting : 82</p> |  <p>Site : 03CH07-HY Condition : PEAK_74 3m HF_ANT_00075962 VERTICAL Detector : Peak Project : 031701 Mode : 11 Setting : 82</p> |
| Avg. |  <p>Site : 03CH07-HY Condition : AVG_BE_54 3m HF_ANT_00075962 VERTICAL Detector : Peak Project : 031701 Mode : 11 Setting : 82</p> |  <p>Site : 03CH07-HY Condition : AVG_54 3m HF_ANT_00075962 VERTICAL Detector : Peak Project : 031701 Mode : 11 Setting : 82</p> |

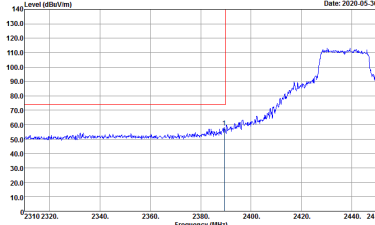
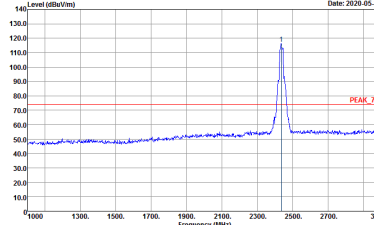
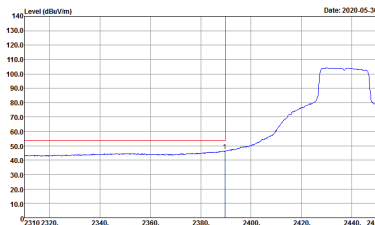
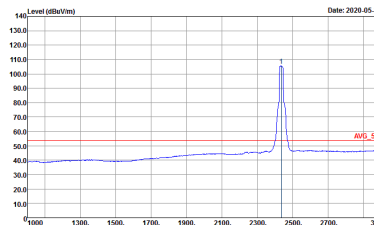


| WIFI | 2.4GHz 2400~2483.5MHz Band Edge @ 3m | |
|------|---|---|
| ANT | 802.11ax HE20 Full CH06 2437MHz - L | |
| 1 | Horizontal | Fundamental |
| Peak |  <p>Site : 03CH07-HY Condition : PEAK_BE_74 3m HF_ANT_00075962 HORIZONTAL Detector : Peak Project : 031701 Mode : 12 Setting : 100</p> |  <p>Site : 03CH07-HY Condition : PEAK_74 3m HF_ANT_00075962 HORIZONTAL Detector : Peak Project : 031701 Mode : 12 Setting : 100</p> |
| Avg. |  <p>Site : 03CH07-HY Condition : AVG_BE_54 3m HF_ANT_00075962 HORIZONTAL Detector : Peak Project : 031701 Mode : 12 Setting : 100</p> |  <p>Site : 03CH07-HY Condition : AVG_54 3m HF_ANT_00075962 HORIZONTAL Detector : Peak Project : 031701 Mode : 12 Setting : 100</p> |

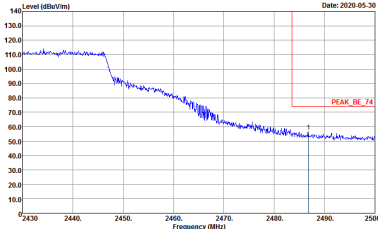
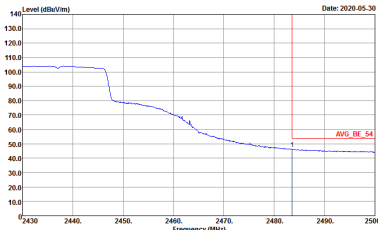


| WIFI | 2.4GHz 2400~2483.5MHz Band Edge @ 3m | |
|------|---|-------------|
| ANT | 802.11ax HE20 Full CH06 2437MHz - R | |
| 1 | Horizontal | Fundamental |
| Peak |  <p>Site : 03CH07-HY Condition : PEAK_BE_74 3m HF_ANT_00075962 HORIZONTAL Detector : Peak Project : 031701 Mode : 12 Setting : 100</p> | Left blank |
| Avg. |  <p>Site : 03CH07-HY Condition : AVG_BE_54 3m HF_ANT_00075962 HORIZONTAL Detector : Peak Project : 031701 Mode : 12 Setting : 100</p> | Left blank |

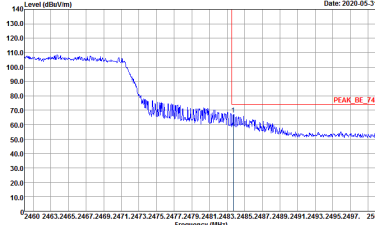
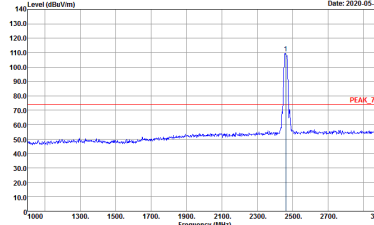
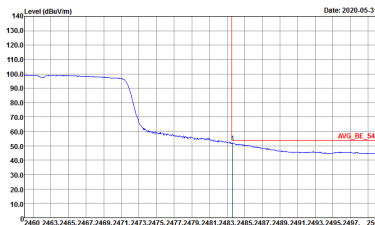
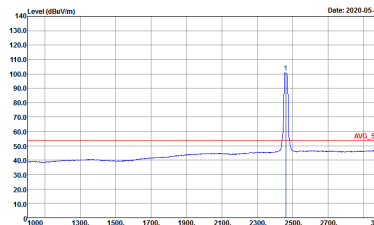


| WIFI | 2.4GHz 2400~2483.5MHz Band Edge @ 3m | |
|------|---|---|
| ANT | 802.11ax HE20 Full CH06 2437MHz - L | |
| 1 | Vertical | Fundamental |
| Peak |  <p>Site : 03CH07-HY Condition : PEAK_BE_74 3m HF_ANT_00075962 VERTICAL Detector : Peak Project : 031701 Mode : 12 Setting : 100</p> |  <p>Site : 03CH07-HY Condition : PEAK_74 3m HF_ANT_00075962 VERTICAL Detector : Peak Project : 031701 Mode : 12 Setting : 100</p> |
| Avg. |  <p>Site : 03CH07-HY Condition : AVG_BE_54 3m HF_ANT_00075962 VERTICAL Detector : Peak Project : 031701 Mode : 12 Setting : 100</p> |  <p>Site : 03CH07-HY Condition : AVG_54 3m HF_ANT_00075962 VERTICAL Detector : Peak Project : 031701 Mode : 12 Setting : 100</p> |

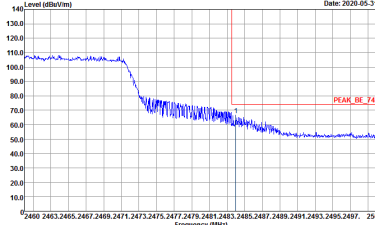
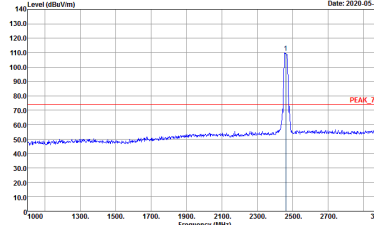
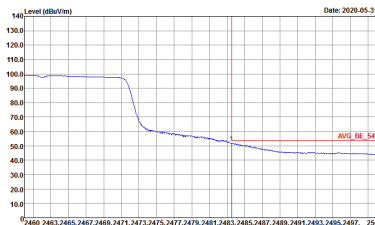
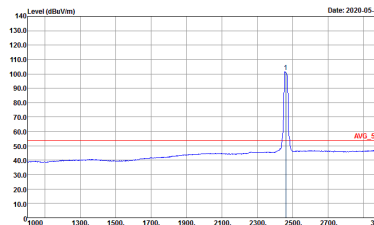


| WIFI | 2.4GHz 2400~2483.5MHz Band Edge @ 3m | |
|------|---|-------------|
| ANT | 802.11ax HE20 Full CH06 2437MHz - R | |
| 1 | Vertical | Fundamental |
| Peak |  <p>Site : 03CH07-HY Condition : PEAK_BE_74 3m HF_ANT_00075962 VERTICAL Detector : Peak Project : 031701 Mode : 12 Setting : 100</p> | Left blank |
| Avg. |  <p>Site : 03CH07-HY Condition : AVG_BE_54 3m HF_ANT_00075962 VERTICAL Detector : Peak Project : 031701 Mode : 12 Setting : 100</p> | Left blank |



| WIFI | 2.4GHz 2400~2483.5MHz Band Edge @ 3m | |
|------|--|--|
| ANT | 802.11ax HE20 Full CH11 2462MHz | |
| 1 | Horizontal | Fundamental |
| Peak |  <p>Site : 03CH07-HY Condition : PEAK_BE_74 3m HF_ANT_00075962 HORIZONTAL Detector : Peak Project : 031701 Mode : 13 Setting : 78</p> |  <p>Site : 03CH07-HY Condition : PEAK_74 3m HF_ANT_00075962 HORIZONTAL Detector : Peak Project : 031701 Mode : 13 Setting : 78</p> |
| Avg. |  <p>Site : 03CH07-HY Condition : AVG_BE_54 3m HF_ANT_00075962 HORIZONTAL Detector : Peak Project : 031701 Mode : 13 Setting : 78</p> |  <p>Site : 03CH07-HY Condition : AVG_54 3m HF_ANT_00075962 HORIZONTAL Detector : Peak Project : 031701 Mode : 13 Setting : 78</p> |



| WIFI | 2.4GHz 2400~2483.5MHz Band Edge @ 3m | |
|------|--|--|
| ANT | 802.11ax HE20 Full CH11 2462MHz | |
| 1 | Vertical | Fundamental |
| Peak |  <p>Site : 03CH07-HY Condition : PEAK_BE_74 3m HF_ANT_00075962 VERTICAL Detector : Peak Project : 031701 Mode : 13 Setting : 78</p> |  <p>Site : 03CH07-HY Condition : PEAK_74 3m HF_ANT_00075962 VERTICAL Detector : Peak Project : 031701 Mode : 13 Setting : 78</p> |
| Avg. |  <p>Site : 03CH07-HY Condition : AVG_BE_54 3m HF_ANT_00075962 VERTICAL Detector : Peak Project : 031701 Mode : 13 Setting : 78</p> |  <p>Site : 03CH07-HY Condition : AVG_54 3m HF_ANT_00075962 VERTICAL Detector : Peak Project : 031701 Mode : 13 Setting : 78</p> |



2.4GHz 2400~2483.5MHz

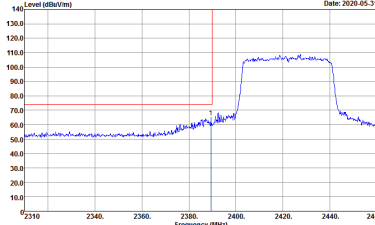
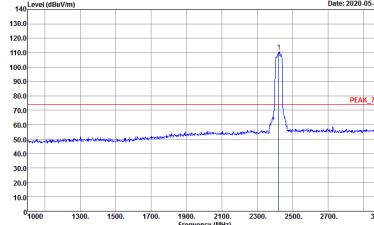
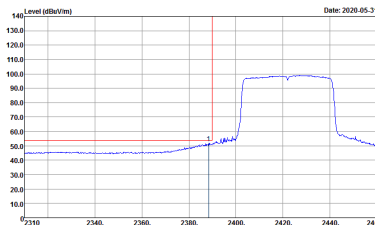
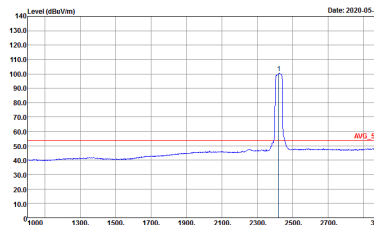
WIFI 802.11ax HE40 Full (Band Edge @ 3m)

| WIFI | 2.4GHz 2400~2483.5MHz Band Edge @ 3m | |
|-------------|---|--|
| ANT | 802.11ax HE40 Full CH03 2422MHz - L | |
| 1 | Horizontal | Fundamental |
| Peak | <p>Site : 03CH07-HY Condition : PEAK_BE_74 3m HF_ANT_00075962 HORIZONTAL Detector : Peak Project : 031701 Mode : 14 Setting : 78</p> | <p>Site : 03CH07-HY Condition : PEAK_74 3m HE_ANT_00075962 HORIZONTAL Detector : Peak Project : 031701 Mode : 14 Setting : 78</p> |
| Avg. | <p>Site : 03CH07-HY Condition : AVG_BE_S4 3m HE_ANT_00075962 HORIZONTAL Detector : Peak Project : 031701 Mode : 14 Setting : 78</p> | <p>Site : 03CH07-HY Condition : AVG_S4 3m HE_ANT_00075962 HORIZONTAL Detector : Peak Project : 031701 Mode : 14 Setting : 78</p> |

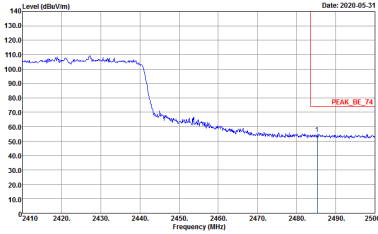
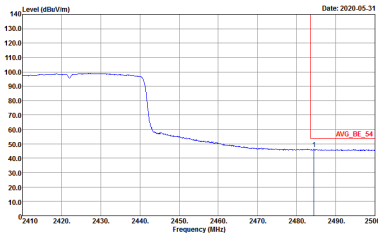


| WIFI | 2.4GHz 2400~2483.5MHz Band Edge @ 3m | |
|------|--|-------------|
| ANT | 802.11ax HE40 Full CH03 2422MHz - R | |
| 1 | Horizontal | Fundamental |
| Peak | <p>Site : 03CH07-HY Condition : PEAK_BE_74 3m HF_ANT_00075962 HORIZONTAL Detector : Peak Project : 031701 Mode : 14 Setting : 78</p> | Left blank |
| Avg. | <p>Site : 03CH07-HY Condition : AVG_BE_54 3m HF_ANT_00075962 HORIZONTAL Detector : Peak Project : 031701 Mode : 14 Setting : 78</p> | Left blank |

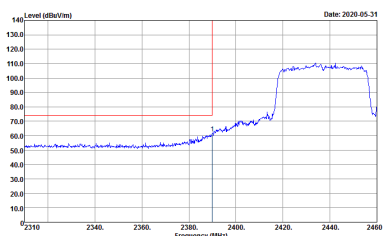
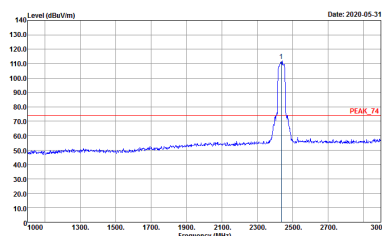
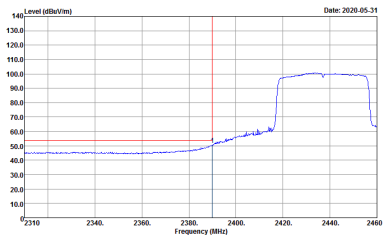
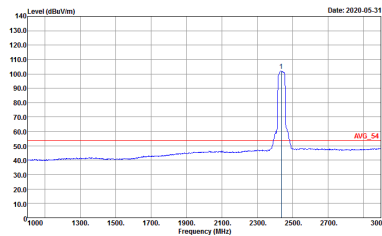


| WIFI | 2.4GHz 2400~2483.5MHz Band Edge @ 3m | |
|------|--|--|
| ANT | 802.11ax HE40 Full CH03 2422MHz - L | |
| 1 | Vertical | Fundamental |
| Peak |  <p>Site : 03CH07-HY Condition : PEAK_BE_74 3m HF_ANT_00075962 VERTICAL Detector : Peak Project : 031701 Mode : 14 Setting : 78</p> |  <p>Site : 03CH07-HY Condition : PEAK_74 3m HF_ANT_00075962 VERTICAL Detector : Peak Project : 031701 Mode : 14 Setting : 78</p> |
| Avg. |  <p>Site : 03CH07-HY Condition : AVG_BE_54 3m HF_ANT_00075962 VERTICAL Detector : Peak Project : 031701 Mode : 14 Setting : 78</p> |  <p>Site : 03CH07-HY Condition : AVG_54 3m HF_ANT_00075962 VERTICAL Detector : Peak Project : 031701 Mode : 14 Setting : 78</p> |

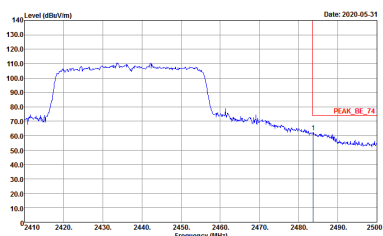
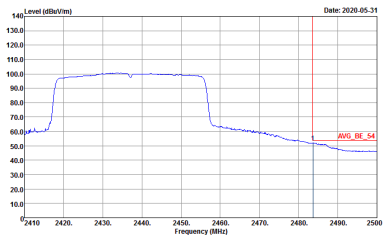


| WIFI | 2.4GHz 2400~2483.5MHz Band Edge @ 3m | |
|------|--|-------------|
| ANT | 802.11ax HE40 Full CH03 2422MHz - R | |
| 1 | Vertical | Fundamental |
| Peak |  <p>Site : 03CH07-HY Condition : PEAK_BE_74 3m HF_ANT_00075962 VERTICAL Detector : Peak Project : 031701 Mode : 14 Setting : 78</p> | Left blank |
| Avg. |  <p>Site : 03CH07-HY Condition : AVG_BE_54 3m HF_ANT_00075962 VERTICAL Detector : Peak Project : 031701 Mode : 14 Setting : 78</p> | Left blank |

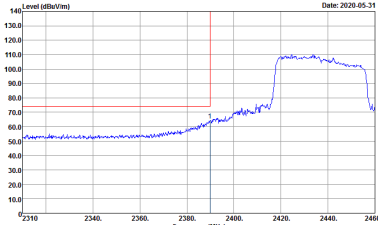
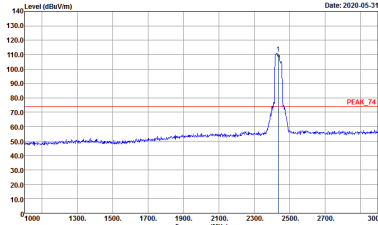
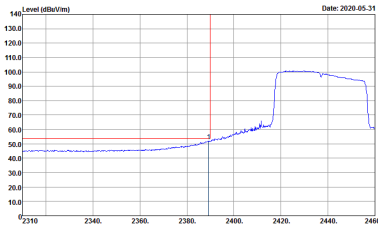
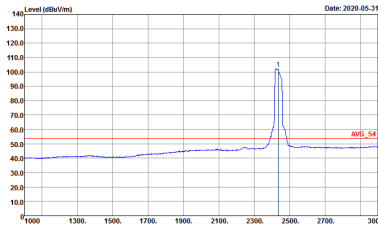


| WIFI | 2.4GHz 2400~2483.5MHz Band Edge @ 3m | |
|------|--|--|
| ANT | 802.11ax HE40 Full CH06 2437MHz - L | |
| 1 | Horizontal | Fundamental |
| Peak |  <p>Date: 2020-05-31</p> <p>Site : 03CH07-HY Condition : PEAK_BE_74 3m HF_ANT_00075962 HORIZONTAL Detector : Peak Project : 031701 Mode : 15 Setting : 84</p> |  <p>Date: 2020-05-31</p> <p>Site : 03CH07-HY Condition : PEAK_74 3m HF_ANT_00075962 HORIZONTAL Detector : Peak Project : 031701 Mode : 15 Setting : 84</p> |
| Avg. |  <p>Date: 2020-05-31</p> <p>Site : 03CH07-HY Condition : AVG_BE_54 3m HF_ANT_00075962 HORIZONTAL Detector : Peak Project : 031701 Mode : 15 Setting : 84</p> |  <p>Date: 2020-05-31</p> <p>Site : 03CH07-HY Condition : AVG_54 3m HF_ANT_00075962 HORIZONTAL Detector : Peak Project : 031701 Mode : 15 Setting : 84</p> |

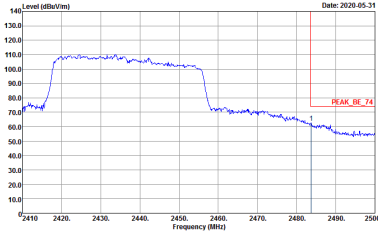
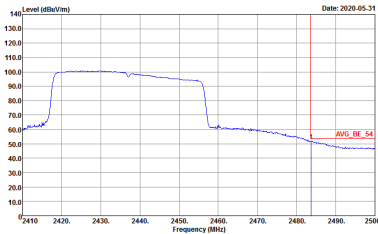


| WIFI | 2.4GHz 2400~2483.5MHz Band Edge @ 3m | |
|--------------------|--|-------------------|
| ANT | 802.11ax HE40 Full CH06 2437MHz - R | |
| 1 | Horizontal | Fundamental |
| <p>Peak</p> |  <p>Site : 03CH07-HY Condition : PEAK_BE_74 3m HF_ANT_00075962 HORIZONTAL Detector : Peak Project : 031701 Mode : 15 Setting : 84</p> | <p>Left blank</p> |
| <p>Avg.</p> |  <p>Site : 03CH07-HY Condition : AVG_BE_54 3m HF_ANT_00075962 HORIZONTAL Detector : Peak Project : 031701 Mode : 15 Setting : 84</p> | <p>Left blank</p> |



| WIFI | 2.4GHz 2400~2483.5MHz Band Edge @ 3m | |
|------|--|--|
| ANT | 802.11ax HE40 Full CH06 2437MHz - L | |
| 1 | Vertical | Fundamental |
| Peak |  <p>Site : 03CH07-HY Condition : PEAK_BE_74 3m HF_ANT_00075962 VERTICAL Detector : Peak Project : 031701 Mode : 15 Setting : 84</p> |  <p>Site : 03CH07-HY Condition : PEAK_74 3m HF_ANT_00075962 VERTICAL Detector : Peak Project : 031701 Mode : 15 Setting : 84</p> |
| Avg. |  <p>Site : 03CH07-HY Condition : AVG_BE_54 3m HF_ANT_00075962 VERTICAL Detector : Peak Project : 031701 Mode : 15 Setting : 84</p> |  <p>Site : 03CH07-HY Condition : AVG_54 3m HF_ANT_00075962 VERTICAL Detector : Peak Project : 031701 Mode : 15 Setting : 84</p> |

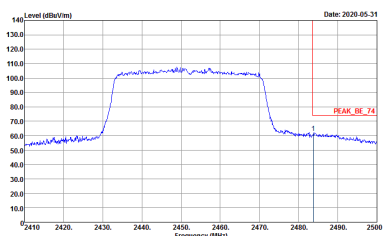
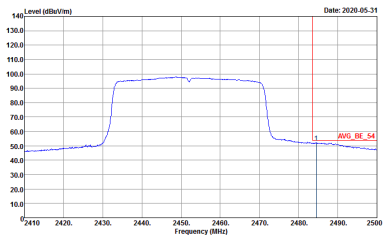


| WIFI | 2.4GHz 2400~2483.5MHz Band Edge @ 3m | |
|------|--|-------------|
| ANT | 802.11ax HE40 Full CH06 2437MHz - R | |
| 1 | Vertical | Fundamental |
| Peak |  <p>Site : 03CH07-HY Condition : PEAK_BE_74 3m HF_ANT_00075962 VERTICAL Detector : Peak Project : 031701 Mode : 15 Setting : 84</p> | Left blank |
| Avg. |  <p>Site : 03CH07-HY Condition : AVG_BE_54 3m HF_ANT_00075962 VERTICAL Detector : Peak Project : 031701 Mode : 15 Setting : 84</p> | Left blank |

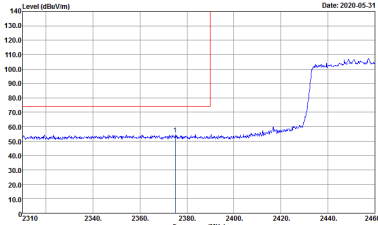
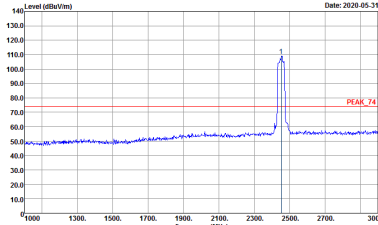
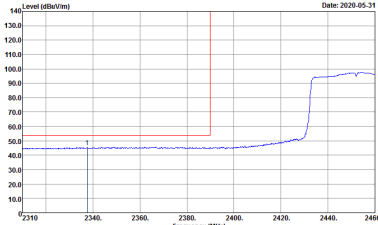
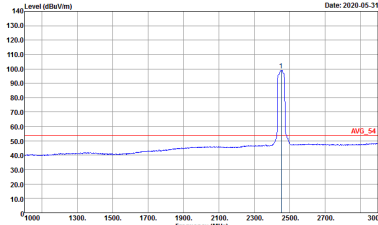


| WIFI | 2.4GHz 2400~2483.5MHz Band Edge @ 3m | |
|------|---|--|
| ANT | 802.11ax HE40 Full CH09 2452MHz - L | |
| 1 | Horizontal | Fundamental |
| Peak | <p>Site : 03CH07-HY Condition : PEAK_BE_74 3m HF_ANT_00075962 HORIZONTAL Detector : Peak Project : 031701 Mode : 16 Setting : 72</p> | <p>Site : 03CH07-HY Condition : PEAK_74 3m HF_ANT_00075962 HORIZONTAL Detector : Peak Project : 031701 Mode : 16 Setting : 72</p> |
| Avg. | <p>Site : 03CH07-HY Condition : AVG_BE_54 3m HF_ANT_00075962 HORIZONTAL Detector : Peak Project : 031701 Mode : 16 Setting : 72</p> | <p>Site : 03CH07-HY Condition : AVG_54 3m HF_ANT_00075962 HORIZONTAL Detector : Peak Project : 031701 Mode : 16 Setting : 72</p> |

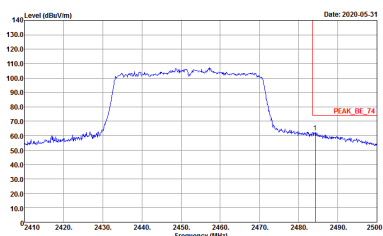
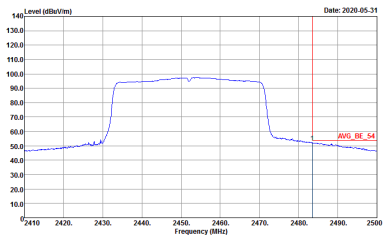


| WIFI | 2.4GHz 2400~2483.5MHz Band Edge @ 3m | |
|------|--|-------------|
| ANT | 802.11ax HE40 Full CH09 2452MHz - R | |
| 1 | Horizontal | Fundamental |
| Peak |  <p>Site : 03CH07-HY Condition : PEAK_BE_74 3m HF_ANT_00075962 HORIZONTAL Detector : Peak Project : 031701 Mode : 16 Setting : 72</p> | Left blank |
| Avg. |  <p>Site : 03CH07-HY Condition : AVG_BE_54 3m HF_ANT_00075962 HORIZONTAL Detector : Peak Project : 031701 Mode : 16 Setting : 72</p> | Left blank |



| WIFI | 2.4GHz 2400~2483.5MHz Band Edge @ 3m | |
|------|--|--|
| ANT | 802.11ax HE40 Full CH09 2452MHz - L | |
| 1 | Vertical | Fundamental |
| Peak |  <p>Site : 03CH07-HY Condition : PEAK_BE_74 3m HF_ANT_00075962 VERTICAL Detector : Peak Project : 031701 Mode : 16 Setting : 72</p> |  <p>Site : 03CH07-HY Condition : PEAK_74 3m HF_ANT_00075962 VERTICAL Detector : Peak Project : 031701 Mode : 16 Setting : 72</p> |
| Avg. |  <p>Site : 03CH07-HY Condition : AVG_BE_54 3m HF_ANT_00075962 VERTICAL Detector : Peak Project : 031701 Mode : 16 Setting : 72</p> |  <p>Site : 03CH07-HY Condition : AVG_54 3m HF_ANT_00075962 VERTICAL Detector : Peak Project : 031701 Mode : 16 Setting : 72</p> |



| WIFI | 2.4GHz 2400~2483.5MHz Band Edge @ 3m | |
|------|--|-------------|
| ANT | 802.11ax HE40 Full CH09 2452MHz - R | |
| 1 | Vertical | Fundamental |
| Peak |  <p>Site : 03CH07-HY Condition : PEAK_BE_74 3m HF_ANT_00075962 VERTICAL Detector : Peak Project : 031701 Mode : 16 Setting : 72</p> | Left blank |
| Avg. |  <p>Site : 03CH07-HY Condition : AVG_BE_54 3m HF_ANT_00075962 VERTICAL Detector : Peak Project : 031701 Mode : 16 Setting : 72</p> | Left blank |



2.4GHz 2400~2483.5MHz
WIFI 802.11b (Harmonic @ 3m)

| WIFI | 2.4GHz 2400~2483.5MHz Harmonic @ 3m | |
|---------------------------------------|---|---|
| ANT | 802.11b CH01 2412MHz | |
| 1 | Horizontal | Vertical |
| <p>Peak</p> <p>Avg.</p> | <p>Site : 03CH07-HY Condition : PEAK_74 3m HF_ANT_00075962 HORIZONTAL Detector : Peak Project : 031701 Mode : 5</p> | <p>Site : 03CH07-HY Condition : PEAK_74 3m HE_ANT_00075962 VERTICAL Detector : Peak Project : 031701 Mode : 5</p> |



| | | |
|--------------|---|---|
| WIFI | 2.4GHz 2400~2483.5MHz Harmonic @ 3m | |
| ANT | 802.11b CH06 2437MHz | |
| 1 | Horizontal | Vertical |
| Peak Avg. | <p>Site : 03CH07-HY Condition : PEAK_74 3m HF_ANT_00075962 HORIZONTAL Detector : Peak Project : 031701 Mode : 6</p> | <p>Site : 03CH07-HY Condition : PEAK_74 3m HF_ANT_00075962 VERTICAL Detector : Peak Project : 031701 Mode : 6</p> |



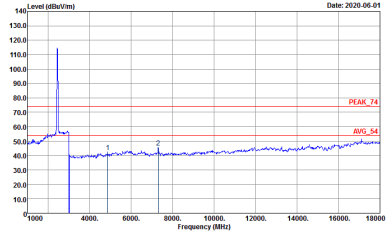
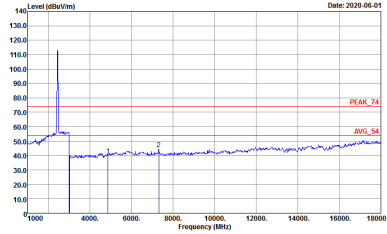
| | | |
|--------------|---|---|
| WIFI | 2.4GHz 2400~2483.5MHz Harmonic @ 3m | |
| ANT | 802.11b CH11 2462MHz | |
| 1 | Horizontal | Vertical |
| Peak Avg. | <p>Site : 03CH07-HY Condition : PEAK_74 3m HF_ANT_00075962 HORIZONTAL Detector : Peak Project : 031701 Mode : 7</p> | <p>Site : 03CH07-HY Condition : PEAK_74 3m HF_ANT_00075962 VERTICAL Detector : Peak Project : 031701 Mode : 7</p> |



2.4GHz 2400~2483.5MHz
 WIFI 802.11g (Harmonic @ 3m)

| WIFI | 2.4GHz 2400~2483.5MHz Harmonic @ 3m | |
|--------------------------------|---|---|
| ANT | 802.11g CH01 2412MHz | |
| 1 | Horizontal | Vertical |
| Peak Avg. | <p>Site : 03CH07-HY Condition : PEAK_74 3m HF_ANT_00075962 HORIZONTAL Detector : Peak Project : 031701 Mode : 8 Setting : 88</p> | <p>Site : 03CH07-HY Condition : PEAK_74 3m HE_ANT_00075962 VERTICAL Detector : Peak Project : 031701 Mode : 8 Setting : 88</p> |



| | | |
|------------------------------------|---|--|
| WIFI | 2.4GHz 2400~2483.5MHz Harmonic @ 3m | |
| ANT | 802.11g CH06 2437MHz | |
| 1 | Horizontal | Vertical |
| <p>Peak Avg.</p> |  <p>Site : 03CH07-HY Condition : PEAK_74 3m HF_ANT_00075962 HORIZONTAL Detector : Peak Project : 031701 Mode : 9 Setting : 100</p> |  <p>Site : 03CH07-HY Condition : PEAK_74 3m HF_ANT_00075962 VERTICAL Detector : Peak Project : 031701 Mode : 9 Setting : 100</p> |



| | | |
|--------------|---|---|
| WIFI | 2.4GHz 2400~2483.5MHz Harmonic @ 3m | |
| ANT | 802.11g CH11 2462MHz | |
| 1 | Horizontal | Vertical |
| Peak Avg. | <p>Site : 03CH07-HY Condition : PEAK_74 3m HF_ANT_00075962 HORIZONTAL Detector : Peak Project : 031701 Mode : 10 Setting : 84</p> | <p>Site : 03CH07-HY Condition : PEAK_74 3m HF_ANT_00075962 VERTICAL Detector : Peak Project : 031701 Mode : 10 Setting : 84</p> |



2.4GHz 2400~2483.5MHz
 WIFI 802.11 ax HE20 Full (Harmonic @ 3m)

| WIFI | 2.4GHz 2400~2483.5MHz Harmonic @ 3m | |
|--------------------------------|--|--|
| ANT | 802.11 ax HE20 Full CH01 2412MHz | |
| 1 | Horizontal | Vertical |
| Peak Avg. | <p>Site : 03CH07-HY Condition : PEAK_74 3m HF_ANT_00075962 HORIZONTAL Detector : Peak Project : 031701 Mode : 11 Setting : 82</p> | <p>Site : 03CH07-HY Condition : PEAK_74 3m HE_ANT_00075962 VERTICAL Detector : Peak Project : 031701 Mode : 11 Setting : 82</p> |



| | | |
|----------------------|--|--|
| WIFI | 2.4GHz 2400~2483.5MHz Harmonic @ 3m | |
| ANT | 802.11 ax HE20 Full CH06 2437MHz | |
| 1 | Horizontal | Vertical |
| Peak Avg. | <p>Site : 03CH07-HY Condition : PEAK_74 3m HF_ANT_00075962 HORIZONTAL Detector : Peak Project : 031701 Mode : 12 Setting : 100</p> | <p>Site : 03CH07-HY Condition : PEAK_74 3m HF_ANT_00075962 VERTICAL Detector : Peak Project : 031701 Mode : 12 Setting : 100</p> |



| | | |
|----------------------|---|---|
| WIFI | 2.4GHz 2400~2483.5MHz Harmonic @ 3m | |
| ANT | 802.11 ax HE20 Full CH11 2462MHz | |
| 1 | Horizontal | Vertical |
| Peak Avg. | <p>Site : 03CH07-HY Condition : PEAK_74 3m HF_ANT_00075962 HORIZONTAL Detector : Peak Project : 031701 Mode : 13 Setting : 78</p> | <p>Site : 03CH07-HY Condition : PEAK_74 3m HF_ANT_00075962 VERTICAL Detector : Peak Project : 031701 Mode : 13 Setting : 78</p> |



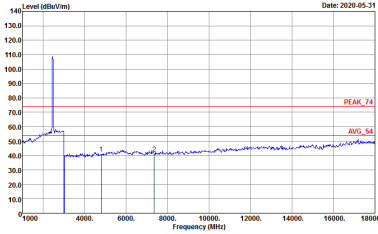
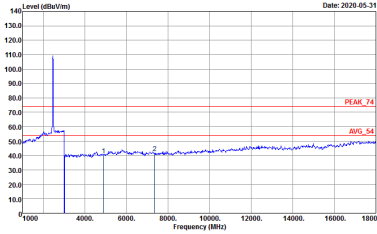
2.4GHz 2400~2483.5MHz
 WIFI 802.11 ax HE40 Full (Harmonic @ 3m)

| WIFI | 2.4GHz 2400~2483.5MHz Harmonic @ 3m | |
|--------------------------------|--|--|
| ANT | 802.11 ax HE40 Full CH03 2422MHz | |
| 1 | Horizontal | Vertical |
| Peak Avg. | <p>Site : 03CH07-HY Condition : PEAK_74 3m HF_ANT_00075962 HORIZONTAL Detector : Peak Project : 031701 Mode : 14 Setting : 78</p> | <p>Site : 03CH07-HY Condition : PEAK_74 3m HE_ANT_00075962 VERTICAL Detector : Peak Project : 031701 Mode : 14 Setting : 78</p> |



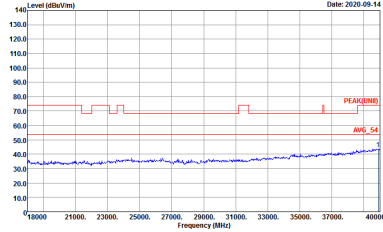
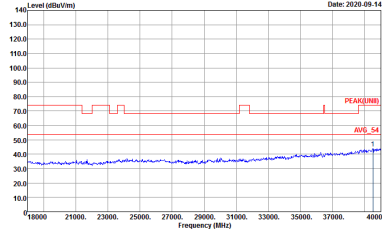
| | | |
|----------------------|---|---|
| WIFI | 2.4GHz 2400~2483.5MHz Harmonic @ 3m | |
| ANT | 802.11 ax HE40 Full CH06 2437MHz | |
| 1 | Horizontal | Vertical |
| Peak Avg. | <p>Site : 03CH07-HY Condition : PEAK_74 3m HF_ANT_00075962 HORIZONTAL Detector : Peak Project : 031701 Mode : 15 Setting : 84</p> | <p>Site : 03CH07-HY Condition : PEAK_74 3m HF_ANT_00075962 VERTICAL Detector : Peak Project : 031701 Mode : 15 Setting : 84</p> |



| | | |
|---------------------------------------|--|---|
| WIFI | 2.4GHz 2400~2483.5MHz Harmonic @ 3m | |
| ANT | 802.11 ax HE40 Full CH09 2452MHz | |
| 1 | Horizontal | Vertical |
| <p>Peak</p> <p>Avg.</p> |  <p>Site : 03CH07-HY Condition : PEAK_74 3m HF_ANT_00075962 HORIZONTAL Detector : Peak Project : 031701 Mode : 16 Setting : 72</p> |  <p>Site : 03CH07-HY Condition : PEAK_74 3m HF_ANT_00075962 VERTICAL Detector : Peak Project : 031701 Mode : 16 Setting : 72</p> |



Emission above 18GHz
 2.4GHz WIFI 802.11ax HE40 Full (SHF)

| | | |
|--------------|---|--|
| WIFI | 2.4GHz 2400~2483.5MHz | |
| ANT | 802.11ax HE40 Full SHF | |
| 1 | Horizontal | Vertical |
| QP / Peak |  <p>Site : 03C407-HY Condition : PEAK(UNIT) 1m SHF-EHF_9170584 HORIZONTAL Detector : Peak Project : 031701 Mode : 45</p> |  <p>Site : 03C407-HY Condition : PEAK(UNIT) 1m SHF-EHF_9170584 VERTICAL Detector : Peak Project : 031701 Mode : 45</p> |

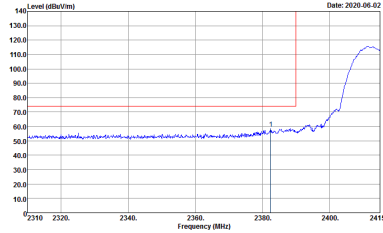
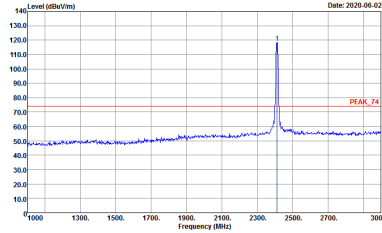
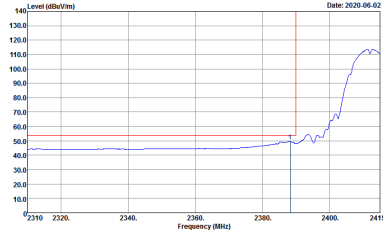
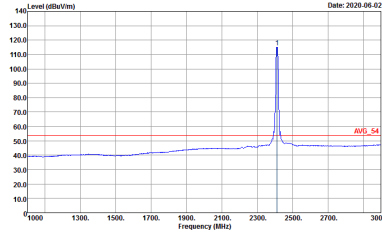


Emission above 18GHz
 2.4GHz WIFI 802.11ax HE40 Full (LF)

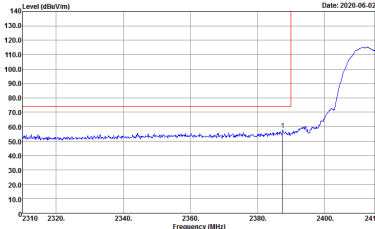
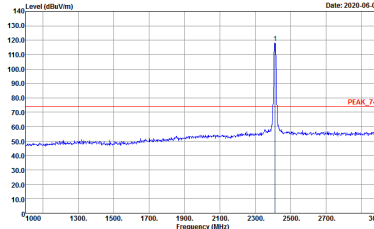
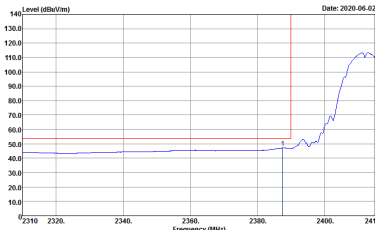
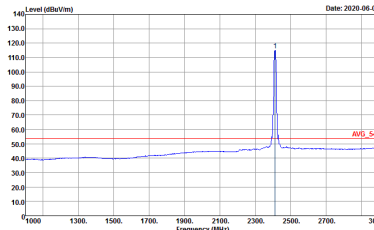
| WIFI | 2.4GHz 2400~2483.5MHz | |
|--------------|---|---|
| ANT | 802.11ax HE40 Full LF | |
| 1 | Horizontal | Vertical |
| QP / Peak | <p>Site : 03CM07-1H Condition : QP 3m LF-ANT-35413(6) HORIZONTAL Detector : Peak Project : 031701 Mode : 35</p> | <p>Site : 03CM07-1H Condition : QP 3m LF-ANT-35415(6) VERTICAL Detector : Peak Project : 031701 Mode : 35</p> |



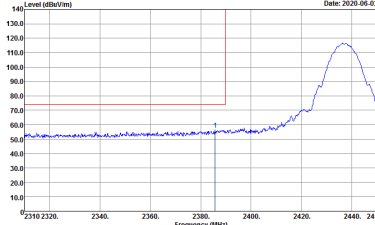
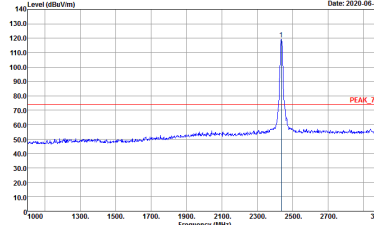

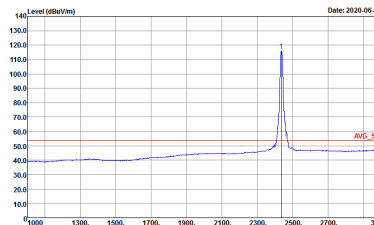
2.4GHz 2400~2483.5MHz
WIFI 802.11b (Band Edge @ 3m)

| WIFI | 2.4GHz 2400~2483.5MHz Band Edge @ 3m | |
|------|---|---|
| ANT | 802.11b CH01 2412MHz | |
| 1+2 | Horizontal | Fundamental |
| Peak |  <p>Date: 2020-06-02</p> <p>Site : 03CH07-HY Condition : PEAK_BE_74 3m HF_ANT_00075962 HORIZONTAL Detector : Peak Project : 031701 Mode : 17 Setting : 66</p> |  <p>Date: 2020-06-02</p> <p>Site : 03CH07-HY Condition : PEAK_74 3m HE_ANT_00075962 HORIZONTAL Detector : Peak Project : 031701 Mode : 17 Setting : 66</p> |
| Avg. |  <p>Date: 2020-06-02</p> <p>Site : 03CH07-HY Condition : AVG_BE_S4 3m HF_ANT_00075962 HORIZONTAL Detector : Peak Project : 031701 Mode : 17 Setting : 66</p> |  <p>Date: 2020-06-02</p> <p>Site : 03CH07-HY Condition : AVG_S4 3m HE_ANT_00075962 HORIZONTAL Detector : Peak Project : 031701 Mode : 17 Setting : 66</p> |

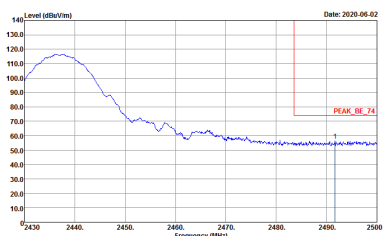
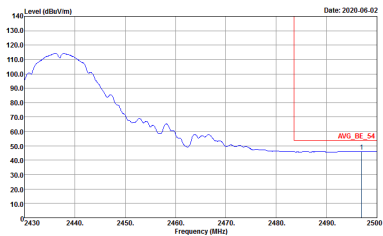


| WIFI | 2.4GHz 2400~2483.5MHz Band Edge @ 3m | |
|------|--|--|
| ANT | 802.11b CH01 2412MHz | |
| 1+2 | Vertical | Fundamental |
| Peak |  <p>Site : 03CH07-HY Condition : PEAK_BE_74 3m HF_ANT_00075962 VERTICAL Detector : Peak Project : 031701 Mode : 17 Setting : 66</p> |  <p>Site : 03CH07-HY Condition : PEAK_74 3m HF_ANT_00075962 VERTICAL Detector : Peak Project : 031701 Mode : 17 Setting : 66</p> |
| Avg. |  <p>Site : 03CH07-HY Condition : AVG_BE_54 3m HF_ANT_00075962 VERTICAL Detector : Peak Project : 031701 Mode : 17 Setting : 66</p> |  <p>Site : 03CH07-HY Condition : AVG_54 3m HF_ANT_00075962 VERTICAL Detector : Peak Project : 031701 Mode : 17 Setting : 66</p> |



| WIFI | 2.4GHz 2400~2483.5MHz Band Edge @ 3m | |
|------|--|--|
| ANT | 802.11b CH06 2437MHz - L | |
| 1+2 | Horizontal | Fundamental |
| Peak |  <p>Site : 03CH07-HY Condition : PEAK_BE_74 3m HF_ANT_00075962 HORIZONTAL Detector : Peak Project : 031701 Mode : 18 Setting : 70</p> |  <p>Site : 03CH07-HY Condition : PEAK_74 3m HF_ANT_00075962 HORIZONTAL Detector : Peak Project : 031701 Mode : 18 Setting : 70</p> |
| Avg. |  <p>Site : 03CH07-HY Condition : AVG_BE_54 3m HF_ANT_00075962 HORIZONTAL Detector : Peak Project : 031701 Mode : 18 Setting : 70</p> |  <p>Site : 03CH07-HY Condition : AVG_54 3m HF_ANT_00075962 HORIZONTAL Detector : Peak Project : 031701 Mode : 18 Setting : 70</p> |



| WIFI | 2.4GHz 2400~2483.5MHz Band Edge @ 3m | |
|--------------------|--|-------------------|
| ANT | 802.11b CH06 2437MHz - R | |
| 1+2 | Horizontal | Fundamental |
| <p>Peak</p> |  <p>Date: 2020-06-02</p> <p>Site : 03CH07-HY Condition : PEAK_BE_74 3m HF_ANT_00075962 HORIZONTAL Detector : Peak Project : 031701 Mode : 18 Setting : 70</p> | <p>Left blank</p> |
| <p>Avg.</p> |  <p>Date: 2020-06-02</p> <p>Site : 03CH07-HY Condition : AVG_BE_54 3m HF_ANT_00075962 HORIZONTAL Detector : Peak Project : 031701 Mode : 18 Setting : 70</p> | <p>Left blank</p> |