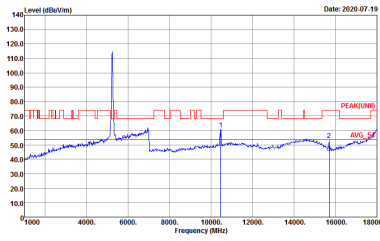
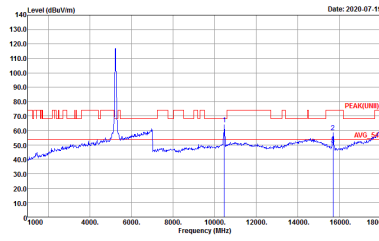




Band 1 5150~5250MHz
WIFI 802.11ax HE40 Full (Harmonic @ 3m)

WIFI	Band 1 5150~5250MHz Harmonic @ 3m	
ANT	802.11ax HE40 Full CH38 5190MHz	
1+2+3+4	Horizontal	Vertical
Peak Avg.	<p>Site : 03CH16-HY Condition : PEAK(UNII) 3m 9120D_1522 HORIZONTAL Detector : Peak</p>	<p>Site : 03CH16-HY Condition : PEAK(UNII) 3m 9120D_1522 VERTICAL Detector : Peak</p>



WIFI	Band 1 5150~5250MHz Harmonic @ 3m	
ANT	802.11ax HE40 Full CH46 5230MHz	
1+2+3+4	Horizontal	Vertical
<p>Peak</p> <p>Avg.</p>	 <p>Site : 03CH16-HY Condition : PEAK(UNIT) 3m 91200_1522 HORIZONTAL Detector : Peak</p>	 <p>Site : 03CH16-HY Condition : PEAK(UNIT) 3m 91200_1522 VERTICAL Detector : Peak</p>



Band 1 5150~5250MHz
WIFI 802.11ax HE80 Full (Harmonic @ 3m)

Table with 2 columns: Horizontal and Vertical. Rows include WFI, ANT, 1+2+3+4, and Peak/Avg. Each plot shows Level (dBuV/m) vs Frequency (MHz) with peak and average markers.



Band 1 5150~5250MHz
WIFI 802.11ax HE160 Full (Harmonic @ 3m)

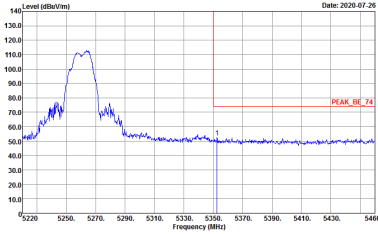
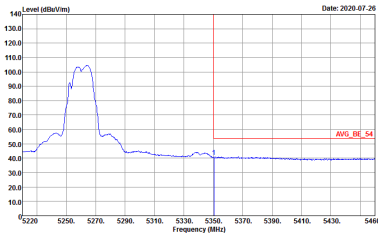
WIFI	Band 1 5150~5250MHz Harmonic @ 3m	
ANT	802.11ax HE160 Full CH50 5250MHz	
1+2+3+4	Horizontal	Vertical
Peak Avg.	<p>Site : 03CH16-HY Condition : PEAK(UNIT) 3m 91200_1522 HORIZONTAL Detector : Peak Project : 031701</p>	<p>Site : 03CH16-HY Condition : PEAK(UNIT) 3m 91200_1522 VERTICAL Detector : Peak Project : 031701</p>



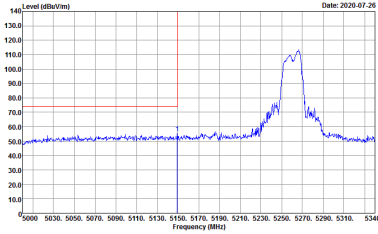
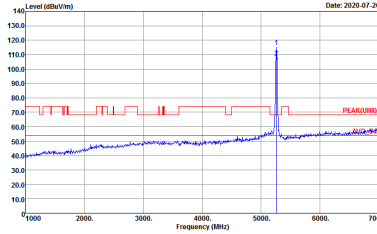
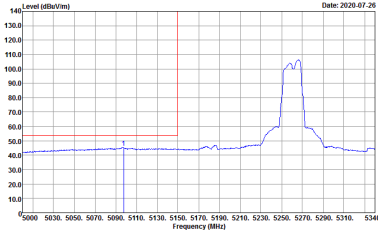
Band 2 - 5250~5350MHz
WIFI 802.11a (Band Edge @ 3m)

WIFI	Band 2 5250~5350MHz Band Edge @ 3m	
ANT	802.11a CH52 5260MHz - L	
1+2+3+4	Horizontal	Fundamental
Peak	<p>Site : 03CH16-HY Condition : PEAK_BE_74 3m 91200_1522 HORIZONTAL Detector : Peak Project : 031701</p>	<p>Site : 03CH16-HY Condition : PEAK(LINII) 3m 91200_1522 HORIZONTAL Detector : Peak Project : 031701</p>
Avg.	<p>Site : 03CH16-HY Condition : AVG_BE_54 3m 91200_1522 HORIZONTAL Detector : Peak Project : 031701</p>	Left blank

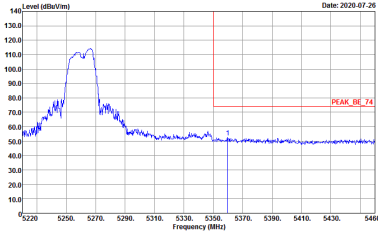
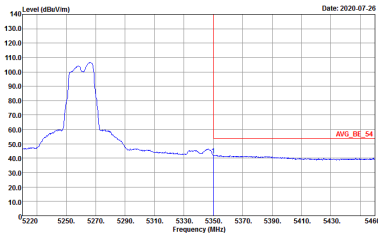


WIFI	Band 2 5250~5350MHz Band Edge @ 3m	
ANT	802.11a CH52 5260MHz - R	
1+2+3+4	Horizontal	Fundamental
<p>Peak</p>	 <p>Site : 03CH16-HY Condition : PEAK_BE_74 3m 91200_1522 HORIZONTAL RBW:1000.000KHz VBW:3000.000KHz SWF:Auto Detector : Peak Project : 031701</p>	<p>Left blank</p>
<p>Avg.</p>	 <p>Site : 03CH16-HY Condition : AVG_BE_54 3m 91200_1522 HORIZONTAL RBW:1000.000KHz VBW:1.000KHz SWF:Auto Detector : Peak Project : 031701</p>	<p>Left blank</p>

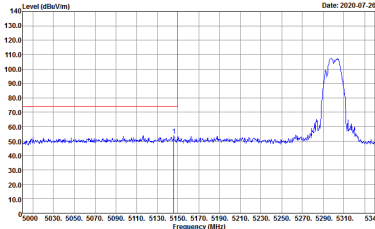
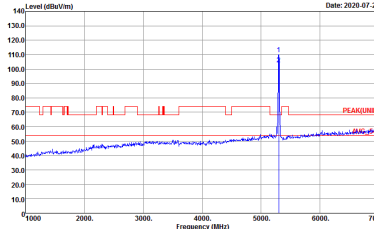
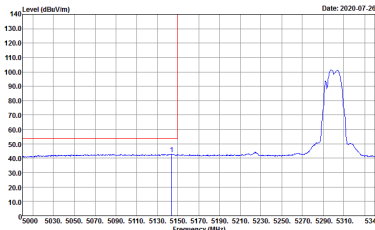


WIFI	Band 2 5250~5350MHz Band Edge @ 3m	
ANT	802.11a CH52 5260MHz - L	
1+2+3+4	Vertical	Fundamental
Peak	 <p>Site : 03CH16-HY Condition : PEAK_BE_74 3m 91200_1522 VERTICAL Detector : Peak Project : 031701</p>	 <p>Site : 03CH16-HY Condition : PEAK(UNII) 3m 91200_1522 VERTICAL Detector : Peak Project : 031701</p>
Avg.	 <p>Site : 03CH16-HY Condition : AVG_BE_54 3m 91200_1522 VERTICAL Detector : Peak Project : 031701</p>	Left blank

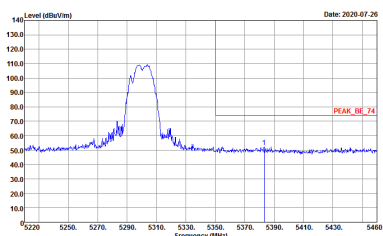
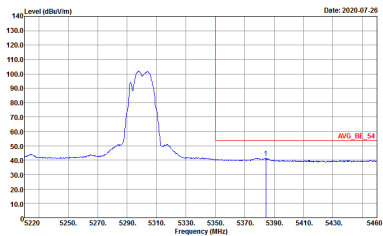


WIFI	Band 2 5250~5350MHz Band Edge @ 3m	
ANT	802.11a CH52 5260MHz - R	
1+2+3+4	Vertical	Fundamental
<p>Peak</p>	 <p>Site : 03CH16-HY Condition : PEAK_BE_74 3m 91200_1522 VERTICAL RBW:1000.000KHz VBW:3000.000KHz SWF:Auto Detector : Peak Project : 031701</p>	<p>Left blank</p>
<p>Avg.</p>	 <p>Site : 03CH16-HY Condition : AVG_BE_54 3m 91200_1522 VERTICAL RBW:1000.000KHz VBW:1.000KHz SWF:Auto Detector : Peak Project : 031701</p>	<p>Left blank</p>

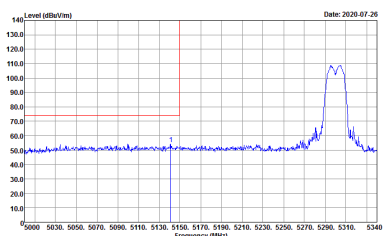
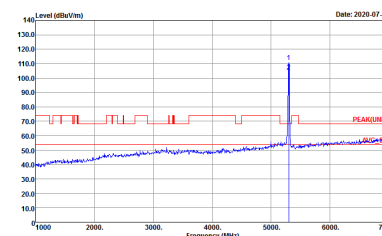
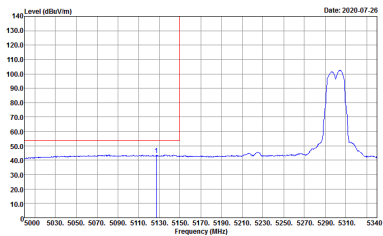


WIFI	Band 2 5250~5350MHz Band Edge @ 3m	
ANT	802.11a CH60 5300MHz - L	
1+2+3+4	Horizontal	Fundamental
<p>Peak</p>	 <p>Site : 03CH16-HY Condition : PEAK_BE_74 3m 91200_1522 HORIZONTAL Detector : Peak Project : 031701</p>	 <p>Site : 03CH16-HY Condition : PEAK(UNII) 3m 91200_1522 HORIZONTAL Detector : Peak Project : 031701</p>
<p>Avg.</p>	 <p>Site : 03CH16-HY Condition : AVG_BE_54 3m 91200_1522 HORIZONTAL Detector : Peak Project : 031701</p>	<p>Left blank</p>

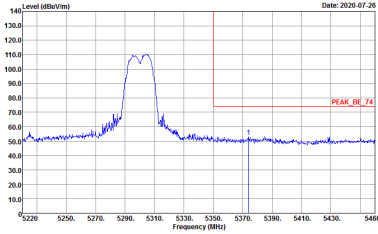
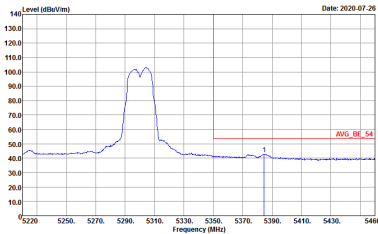


WIFI	Band 2 5250~5350MHz Band Edge @ 3m	
ANT	802.11a CH60 5300MHz - R	
1+2+3+4	Horizontal	Fundamental
<p>Peak</p>	 <p>Site : 03CH16-HY Condition : PEAK_BE_74 3m 91200_1522 HORIZONTAL RBW:1000.000KHz VBW:3000.000KHz SWF:Auto Detector : Peak Project : 031701</p>	<p>Left blank</p>
<p>Avg.</p>	 <p>Site : 03CH16-HY Condition : AVG_BE_54 3m 91200_1522 HORIZONTAL RBW:1000.000KHz VBW:1.000KHz SWF:Auto Detector : Peak Project : 031701</p>	<p>Left blank</p>

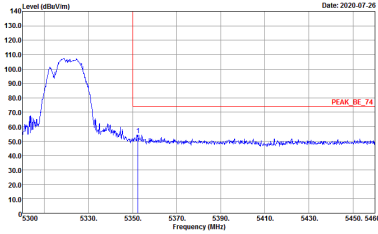
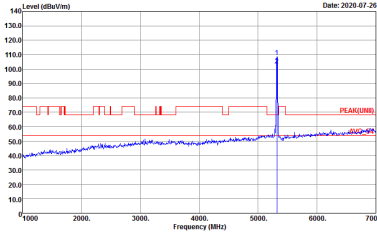
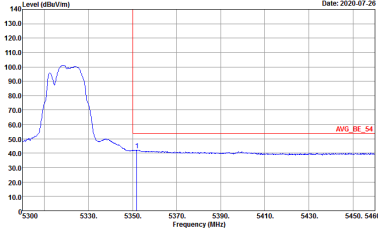


WIFI	Band 2 5250~5350MHz Band Edge @ 3m	
ANT	802.11a CH60 5300MHz - L	
1+2+3+4	Vertical	Fundamental
Peak	 <p>Site : 03CH16-HY Condition : PEAK_BE_74 3m 91200_1522 VERTICAL RBW:1000.000KHz VBW:3000.000KHz SWT:Auto Detector : Peak Project : 031701</p>	 <p>Site : 03CH16-HY Condition : PEAK(UNII) 3m 91200_1522 VERTICAL RBW:1000.000KHz VBW:3000.000KHz SWT:Auto Detector : Peak Project : 031701</p>
Avg.	 <p>Site : 03CH16-HY Condition : AVG_BE_54 3m 91200_1522 VERTICAL RBW:1000.000KHz VBW:1.000KHz SWT:Auto Detector : Peak Project : 031701</p>	Left blank



WIFI	Band 2 5250~5350MHz Band Edge @ 3m	
ANT	802.11a CH60 5300MHz - R	
1+2+3+4	Vertical	Fundamental
<p>Peak</p>	 <p>Site : 03CH16-HY Condition : PEAK_BE_74 3m 91200_1522 VERTICAL RBW:1000.000KHz VBW:3000.000KHz SWF:Auto Detector : Peak Project : 031701</p>	<p>Left blank</p>
<p>Avg.</p>	 <p>Site : 03CH16-HY Condition : AVG_BE_54 3m 91200_1522 VERTICAL RBW:1000.000KHz VBW:1.000KHz SWF:Auto Detector : Peak Project : 031701</p>	<p>Left blank</p>



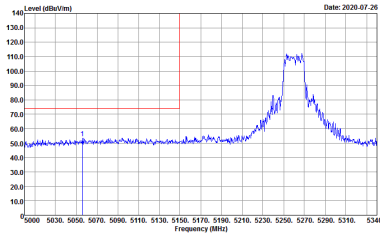
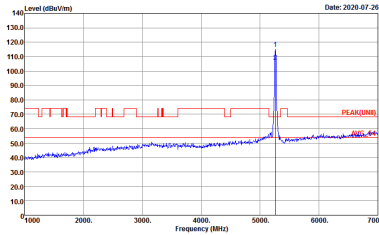
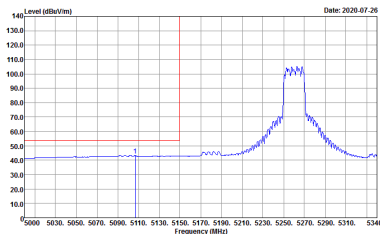
WIFI	Band 2 5250~5350MHz Band Edge @ 3m	
ANT	802.11a CH64 5320MHz	
1+2+3+4	Horizontal	Fundamental
<p>Peak</p>	 <p>Site : 03CH16-HY Condition : PEAK_BE_74 3m 91200_1522 HORIZONTAL RBW:1000.000KHz VBW:3000.000KHz SWT:Auto Detector : Peak Project : 031701</p>	 <p>Site : 03CH16-HY Condition : PEAK(UNII) 3m 91200_1522 HORIZONTAL RBW:1000.000KHz VBW:3000.000KHz SWT:Auto Detector : Peak Project : 031701</p>
<p>Avg.</p>	 <p>Site : 03CH16-HY Condition : AVG_BE_54 3m 91200_1522 HORIZONTAL RBW:1000.000KHz VBW:1.000KHz SWT:Auto Detector : Peak Project : 031701</p>	<p>Left blank</p>



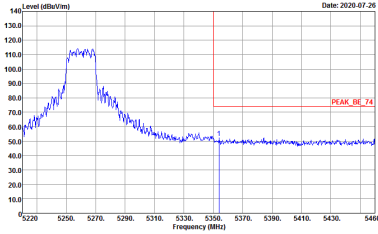
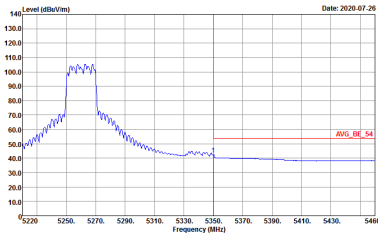
WIFI	Band 2 5250~5350MHz Band Edge @ 3m	
ANT	802.11a CH64 5320MHz	
1+2+3+4	Vertical	Fundamental
Peak	<p>Site : 03CH16-HY Condition : PEAK_BE_74 3m 91200_1522 VERTICAL Detector : Peak Project : 031701</p>	<p>Site : 03CH16-HY Condition : PEAK(UNII) 3m 91200_1522 VERTICAL Detector : Peak Project : 031701</p>
Avg.	<p>Site : 03CH16-HY Condition : AVG_BE_54 3m 91200_1522 VERTICAL Detector : Peak Project : 031701</p>	Left blank



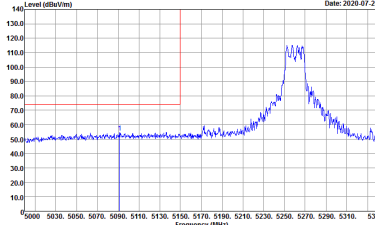
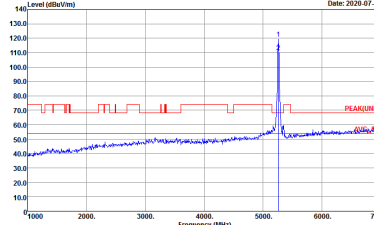
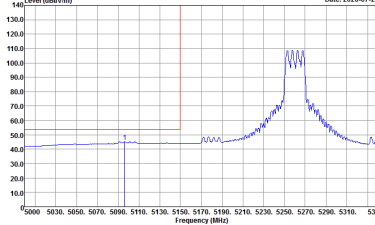
Band 2 5250~5350MHz
WIFI 802.11ax HE20 Full (Band Edge @ 3m)

WIFI	Band 2 5250~5350MHz Band Edge @ 3m	
ANT	802.11ax HE20 Full CH52 5260MHz - L	
1+2+3+4	Horizontal	Fundamental
<p>Peak</p>	 <p>Site : 03CH16-HY Condition : PEAK_BE_74 3m 91200_1522 HORIZONTAL Detector : Peak Project : 031701</p>	 <p>Site : 03CH16-HY Condition : PEAK(UNIT) 3m 91200_1522 HORIZONTAL Detector : Peak Project : 031701</p>
<p>Avg.</p>	 <p>Site : 03CH16-HY Condition : AVG_BE_54 3m 91200_1522 HORIZONTAL Detector : Peak Project : 031701</p>	<p>Left blank</p>

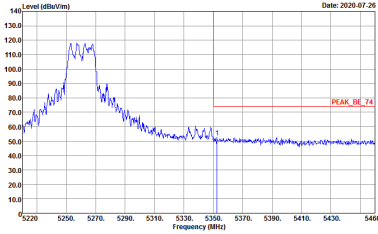
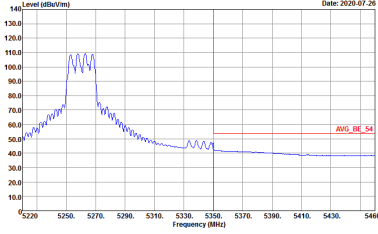


WIFI	Band 2 5250~5350MHz Band Edge @ 3m	
ANT	802.11ax HE20 Full CH52 5260MHz - R	
1+2+3+4	Horizontal	Fundamental
<p>Peak</p>	 <p>Site : 03CH16-HY Condition : PEAK_BE_74 3m 91200_1522 HORIZONTAL RBW:1000.000KHz VBW:3000.000KHz SWT:Auto Detector : Peak Project : 031701</p>	<p>Left blank</p>
<p>Avg.</p>	 <p>Site : 03CH16-HY Condition : AVG_BE_54 3m 91200_1522 HORIZONTAL RBW:1000.000KHz VBW:3000.000KHz SWT:Auto Detector : Peak Project : 031701</p>	<p>Left blank</p>



WIFI	Band 2 5250~5350MHz Band Edge @ 3m	
ANT	802.11ax HE20 Full CH52 5260MHz - L	
1+2+3+4	Vertical	Fundamental
<p>Peak</p>	 <p>Site : 03CH16-HY Condition : PEAK_BE_74 3m 91200_1522 VERTICAL Detector : Peak Project : 031701</p>	 <p>Site : 03CH16-HY Condition : PEAK(UNII) 3m 91200_1522 VERTICAL Detector : Peak Project : 031701</p>
<p>Avg.</p>	 <p>Site : 03CH16-HY Condition : AVG_BE_54 3m 91200_1522 VERTICAL Detector : Peak Project : 031701</p>	<p>Left blank</p>

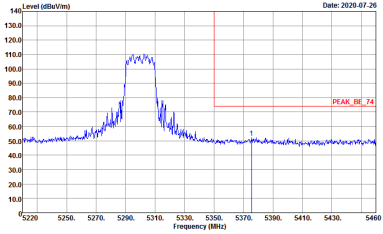
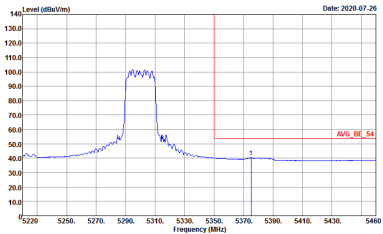


WIFI	Band 2 5250~5350MHz Band Edge @ 3m	
ANT	802.11ax HE20 Full CH52 5260MHz - R	
1+2+3+4	Vertical	Fundamental
<p>Peak</p>	 <p>Site : 03CH16-HY Condition : PEAK_BE_74 3m 91200_1522 VERTICAL RBW:1000.000KHz VBW:3000.000KHz SWF:Auto Detector : Peak Project : 031701</p>	<p>Left blank</p>
<p>Avg.</p>	 <p>Site : 03CH16-HY Condition : AVG_BE_54 3m 91200_1522 VERTICAL RBW:1000.000KHz VBW:0.010KHz SWF:Auto Detector : Peak Project : 031701</p>	<p>Left blank</p>

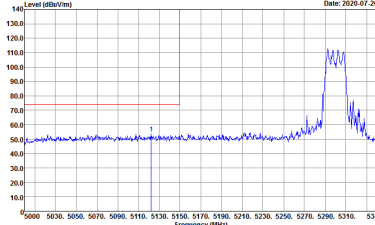
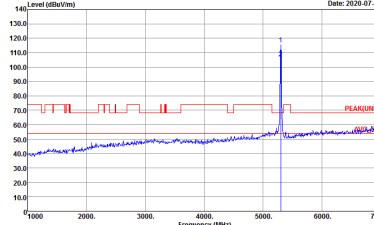
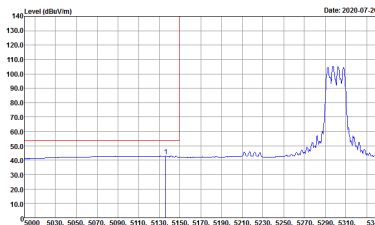


WIFI	Band 2 5250~5350MHz Band Edge @ 3m	
ANT	802.11ax HE20 Full CH60 5300MHz - L	
1+2+3+4	Horizontal	Fundamental
<p>Peak</p>	<p>Site : 03CH16-HY Condition : PEAK_BE_74 3m 91200_1522 HORIZONTAL RBW:1000.000KHz VBW:3000.000KHz SWT:Auto Detector : Peak Project : 031701</p>	<p>Site : 03CH16-HY Condition : PEAK(UNII) 3m 91200_1522 HORIZONTAL RBW:1000.000KHz VBW:3000.000KHz SWT:Auto Detector : Peak Project : 031701</p>
<p>Avg.</p>	<p>Site : 03CH16-HY Condition : AVG_BE_54 3m 91200_1522 HORIZONTAL RBW:1000.000KHz VBW:0.010KHz SWT:Auto Detector : Peak Project : 031701</p>	<p>Left blank</p>

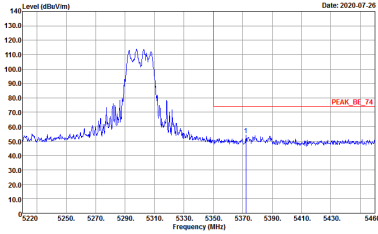
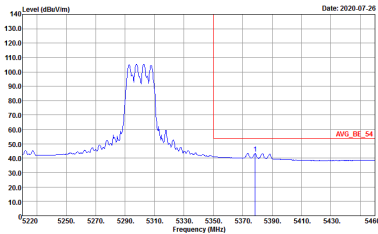


WIFI	Band 2 5250~5350MHz Band Edge @ 3m	
ANT	802.11ax HE20 Full CH60 5300MHz - R	
1+2+3+4	Horizontal	Fundamental
<p>Peak</p>	 <p>Site : 03CH16-HY Condition : PEAK_BE_74 3m 91200_1522 HORIZONTAL Detector : Peak Project : 031701</p>	<p>Left blank</p>
<p>Avg.</p>	 <p>Site : 03CH16-HY Condition : AVG_BE_54 3m 91200_1522 HORIZONTAL Detector : Peak Project : 031701</p>	<p>Left blank</p>

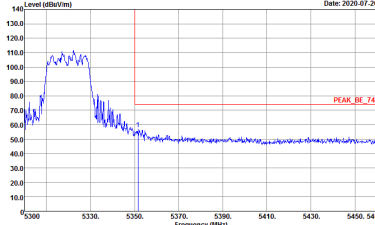
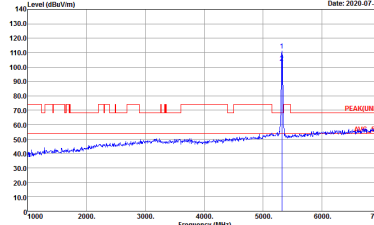



WIFI	Band 2 5250~5350MHz Band Edge @ 3m	
ANT	802.11ax HE20 Full CH60 5300MHz - L	
1+2+3+4	Vertical	Fundamental
Peak	 <p>Site : 03CH16-HY Condition : PEAK_BE_74 3m 91200_1522 VERTICAL Detector : Peak Project : 031701</p>	 <p>Site : 03CH16-HY Condition : PEAK(UNII) 3m 91200_1522 VERTICAL Detector : Peak Project : 031701</p>
Avg.	 <p>Site : 03CH16-HY Condition : AVG_BE_54 3m 91200_1522 VERTICAL Detector : Peak Project : 031701</p>	Left blank

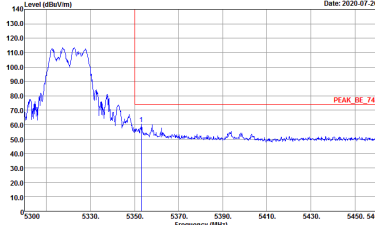
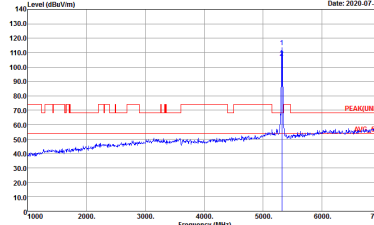



WIFI	Band 2 5250~5350MHz Band Edge @ 3m	
ANT	802.11ax HE20 Full CH60 5300MHz - R	
1+2+3+4	Vertical	Fundamental
<p>Peak</p>	 <p>Site : 03CH16-HY Condition : PEAK_BE_74 3m 91200_1522 VERTICAL RBW:1000.000KHz VBW:3000.000KHz SWF:Auto Detector : Peak Project : 031701</p>	<p>Left blank</p>
<p>Avg.</p>	 <p>Site : 03CH16-HY Condition : AVG_BE_54 3m 91200_1522 VERTICAL RBW:1000.000KHz VBW:0.010KHz SWF:Auto Detector : Peak Project : 031701</p>	<p>Left blank</p>



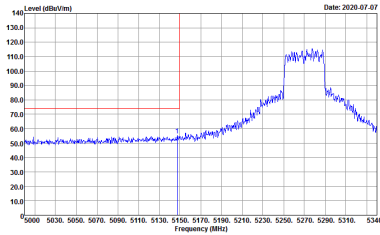
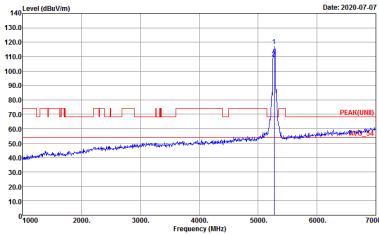
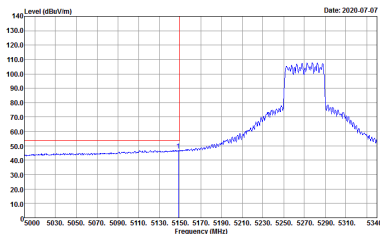
WIFI	Band 2 5250~5350MHz Band Edge @ 3m	
ANT	802.11ax HE20 Full CH64 5320MHz	
1+2+3+4	Horizontal	Fundamental
<p>Peak</p>	 <p>Site : 03CH16-HY Condition : PEAK_BE_74 3m 91200_1522 HORIZONTAL Detector : Peak Project : 031701</p>	 <p>Site : 03CH16-HY Condition : PEAK(UNB) 3m 91200_1522 HORIZONTAL Detector : Peak Project : 031701</p>
<p>Avg.</p>	 <p>Site : 03CH16-HY Condition : AVG_BE_54 3m 91200_1522 HORIZONTAL Detector : Peak Project : 031701</p>	<p>Left blank</p>



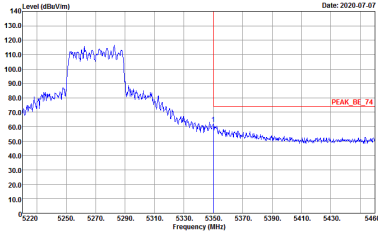
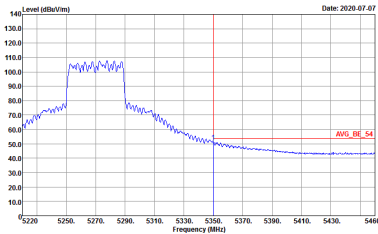
WIFI	Band 2 5250~5350MHz Band Edge @ 3m	
ANT	802.11ax HE20 Full CH64 5320MHz	
1+2+3+4	Vertical	Fundamental
<p>Peak</p>	 <p>Site : 03CH16-HY Condition : PEAK_BE_74 3m 91200_1522 VERTICAL Detector : Peak Project : 031701</p>	 <p>Site : 03CH16-HY Condition : PEAK(UNB) 3m 91200_1522 VERTICAL Detector : Peak Project : 031701</p>
<p>Avg.</p>	 <p>Site : 03CH16-HY Condition : AVG_BE_54 3m 91200_1522 VERTICAL Detector : Peak Project : 031701</p>	<p>Left blank</p>



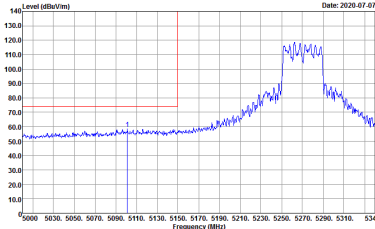
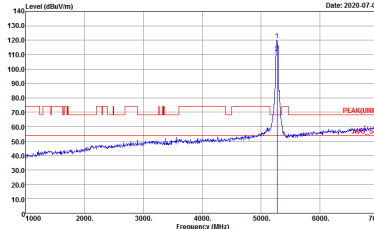
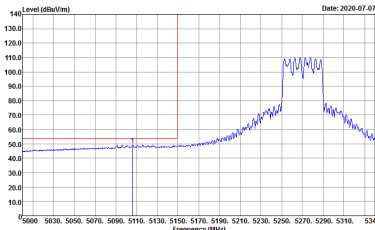
Band 2 - 5250~5350MHz
WIFI 802.11ax HE40 Full (Band Edge @ 3m)

WIFI	Band 2 5250~5350MHz Band Edge @ 3m	
ANT	802.11ax HE40 Full CH54 5270 - L	
1+2+3+4	Horizontal	Fundamental
Peak	 <p>Date: 2020-07-07</p> <p>Site : 03CH16-HY Condition : PEAK_BE_74 3m 91200_1522 HORIZONTAL RBW:1000.000KHz VBW:3000.000KHz SWT:Auto Detector : Peak Project : 031701 Plane : 72</p>	 <p>Date: 2020-07-07</p> <p>Site : 03CH16-HY Condition : PEAK(UNIT) 3m 91200_1522 HORIZONTAL RBW:1000.000KHz VBW:3000.000KHz SWT:Auto Detector : Peak Project : 031701 Plane : 72</p>
Avg.	 <p>Date: 2020-07-07</p> <p>Site : 03CH16-HY Condition : AVG_BE_54 3m 91200_1522 HORIZONTAL RBW:1000.000KHz VBW:3000.000KHz SWT:Auto Detector : Peak Project : 031701 Plane : 72</p>	Left blank

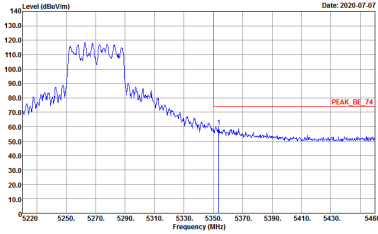
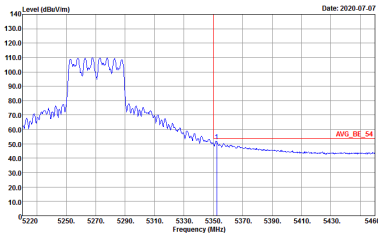


WIFI	Band 2 5250~5350MHz Band Edge @ 3m	
ANT	802.11ax HE40 Full CH54 5270 - R	
1+2+3+4	Horizontal	Fundamental
<p>Peak</p>	 <p>Site : 03CH16-HY Condition : PEAK_BE_74 3m 91200_1522 HORIZONTAL RBW:1000.000kHz VBW:3000.000kHz SWF:Auto Detector : Peak Project : 031701 Plane : 72</p>	<p>Left blank</p>
<p>Avg.</p>	 <p>Site : 03CH16-HY Condition : AVG_BE_54 3m 91200_1522 HORIZONTAL RBW:1000.000kHz VBW:3.000kHz SWF:Auto Detector : Peak Project : 031701 Plane : 72</p>	<p>Left blank</p>

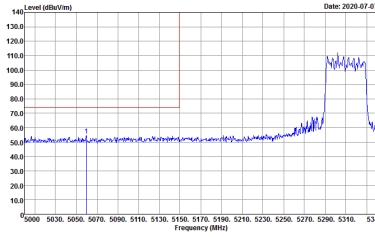
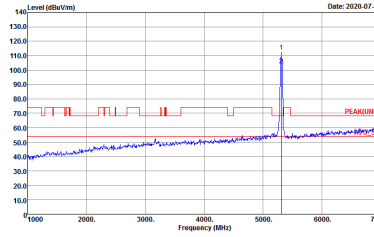
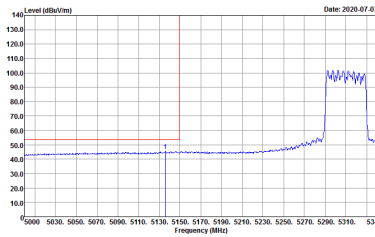


WIFI	Band 2 5250~5350MHz Band Edge @ 3m	
ANT	802.11ax HE40 Full CH54 5270 - L	
1+2+3+4	Vertical	Fundamental
Peak	 <p>Site : 03CH16-HY Condition : PEAK_BE_74 3m 91200_1522 VERTICAL Detector : Peak Project : 031701 Plane : 72</p>	 <p>Site : 03CH16-HY Condition : PEAK(UNII) 3m 91200_1522 VERTICAL Detector : Peak Project : 031701 Plane : 72</p>
Avg.	 <p>Site : 03CH16-HY Condition : AVG_BE_54 3m 91200_1522 VERTICAL Detector : Peak Project : 031701 Plane : 72</p>	Left blank

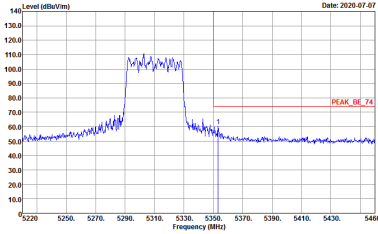
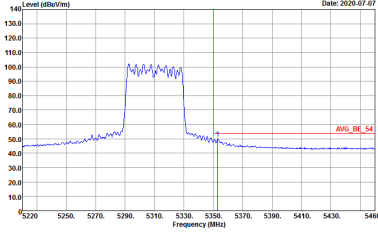


WIFI	Band 2 5250~5350MHz Band Edge @ 3m	
ANT	802.11ax HE40 Full CH54 5270 - R	
1+2+3+4	Vertical	Fundamental
<p>Peak</p>	 <p>Date: 2020-07-07</p> <p>Site : 03CH16-HY Condition : PEAK_BE_74 3m 91200_1522 VERTICAL RBW:1000.000KHz VBW:3000.000KHz SWF:Auto Detector : Peak Project : 031701 Plane : 72</p>	<p>Left blank</p>
<p>Avg.</p>	 <p>Date: 2020-07-07</p> <p>Site : 03CH16-HY Condition : AVG_BE_54 3m 91200_1522 VERTICAL RBW:1000.000KHz VBW:3.000KHz SWF:Auto Detector : Peak Project : 031701 Plane : 72</p>	<p>Left blank</p>

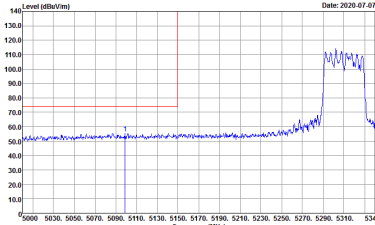
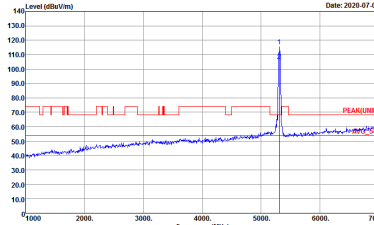
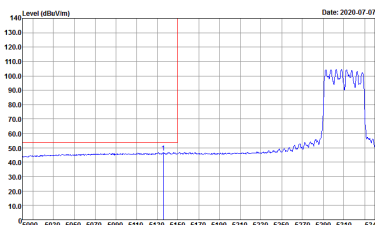


WIFI	Band 2 5250~5350MHz Band Edge @ 3m	
ANT	802.11ax HE40 Full CH62 5310 - L	
1+2+3+4	Horizontal	Fundamental
Peak	 <p>Site : 03CH16-HY Condition : PEAK_BE_74 3m 91200_1522 HORIZONTAL RBW:1000.000KHz VBW:3000.000KHz SWT:Auto Detector : Peak Project : 031701 Plane : 52</p>	 <p>Site : 03CH16-HY Condition : PEAK(UNI) 3m 91200_1522 HORIZONTAL RBW:1000.000KHz VBW:3000.000KHz SWT:Auto Detector : Peak Project : 031701 Plane : 52</p>
Avg.	 <p>Site : 03CH16-HY Condition : AVG_BE_54 3m 91200_1522 HORIZONTAL RBW:1000.000KHz VBW:3000.000KHz SWT:Auto Detector : Peak Project : 031701 Plane : 52</p>	Left blank

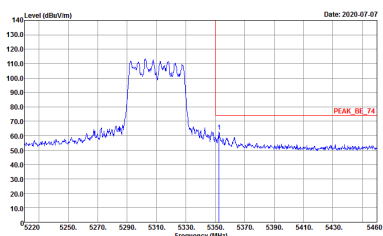
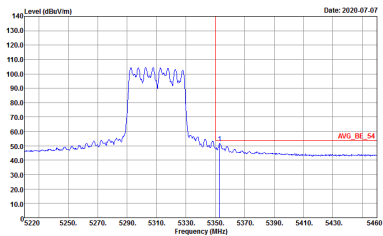


WIFI	Band 2 5250~5350MHz Band Edge @ 3m	
ANT	802.11ax HE40 Full CH62 5310 - R	
1+2+3+4	Horizontal	Fundamental
<p>Peak</p>	 <p>Site : 03CH16-HY Condition : PEAK_BE_74 3m 91200_1522 HORIZONTAL RBW:1000.000KHz VBW:3000.000KHz SWF:Auto Detector : Peak Project : 031701 Plane : 52</p>	<p>Left blank</p>
<p>Avg.</p>	 <p>Site : 03CH16-HY Condition : AVG_BE_54 3m 91200_1522 HORIZONTAL RBW:1000.000KHz VBW:3.000KHz SWF:Auto Detector : Peak Project : 031701 Plane : 52</p>	<p>Left blank</p>



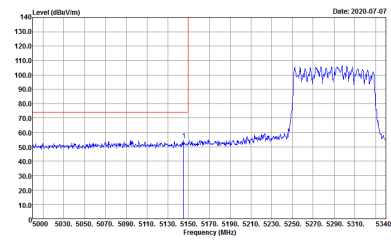
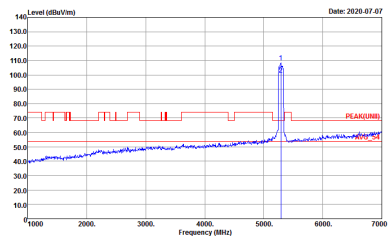
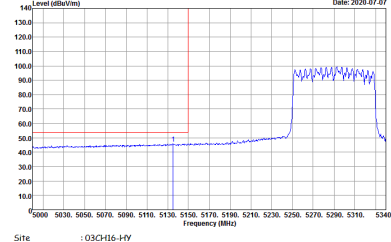
WIFI	Band 2 5250~5350MHz Band Edge @ 3m	
ANT	802.11ax HE40 Full CH62 5310 - L	
1+2+3+4	Vertical	Fundamental
Peak	 <p>Site : 03CH16-HY Condition : PEAK_BE_74 3m 91200_1522 VERTICAL RBW:1000.000KHz VBW:3000.000KHz SWT:Auto Detector : Peak Project : 031701 Plane : 52</p>	 <p>Site : 03CH16-HY Condition : PEAK(UNII) 3m 91200_1522 VERTICAL RBW:1000.000KHz VBW:3000.000KHz SWT:Auto Detector : Peak Project : 031701 Plane : 52</p>
Avg.	 <p>Site : 03CH16-HY Condition : AVG_BE_54 3m 91200_1522 VERTICAL RBW:1000.000KHz VBW:3.000KHz SWT:Auto Detector : Peak Project : 031701 Plane : 52</p>	Left blank



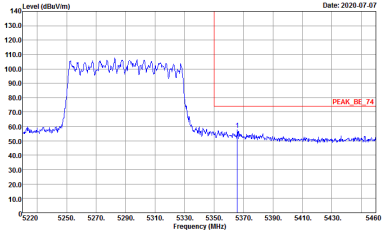
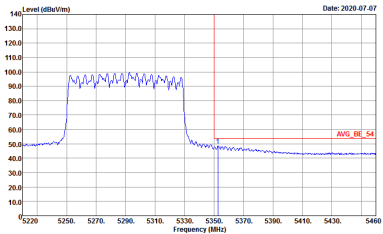
WIFI	Band 2 5250~5350MHz Band Edge @ 3m	
ANT	802.11ax HE40 Full CH62 5310 - R	
1+2+3+4	Vertical	Fundamental
<p>Peak</p>	 <p>Site : 03CH16-HY Condition : PEAK_BE_74 3m 91200_1522 VERTICAL RBW:1000.000KHz VBW:3000.000KHz SWF:Auto Detector : Peak Project : 031701 Plane : 52</p>	<p>Left blank</p>
<p>Avg.</p>	 <p>Site : 03CH16-HY Condition : AVG_BE_54 3m 91200_1522 VERTICAL RBW:1000.000KHz VBW:3.000KHz SWF:Auto Detector : Peak Project : 031701 Plane : 52</p>	<p>Left blank</p>



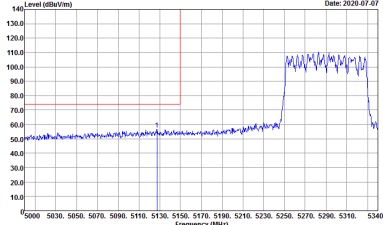
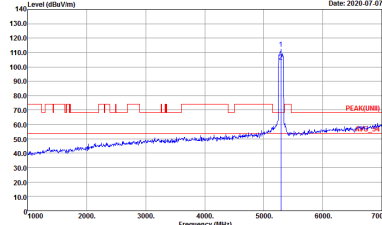
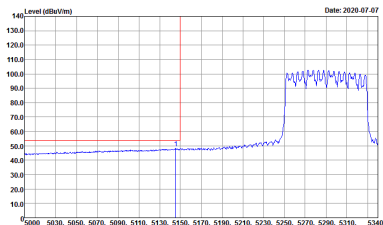
Band 2 5250~5350MHz
WIFI 802.11ax HE80 Full (Band Edge @ 3m)

WIFI	Band 2 5250~5350MHz Band Edge @ 3m	
ANT	802.11ax HE80 Full CH58 5290MHz - L	
1+2+3+4	Horizontal	Fundamental
Peak	 <p>Site : 03CH16-HY Condition : PEAK_BE_74 3m 91200_1522 HORIZONTAL : RBW:1000.000kHz VBW:3000.000kHz SWT:Auto Detector : Peak Project : 031701 Plane : 52</p>	 <p>Site : 03CH16-HY Condition : PEAK(UNIT) 3m 91200_1522 HORIZONTAL : RBW:1000.000kHz VBW:3000.000kHz SWT:Auto Detector : Peak Project : 031701 Plane : 52</p>
Avg.	 <p>Site : 03CH16-HY Condition : AVG_BE_54 3m 91200_1522 HORIZONTAL : RBW:1000.000kHz VBW:3000.000kHz SWT:Auto Detector : Peak Project : 031701 Plane : 52</p>	Left blank

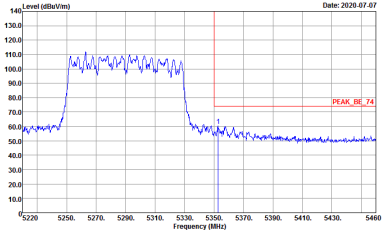
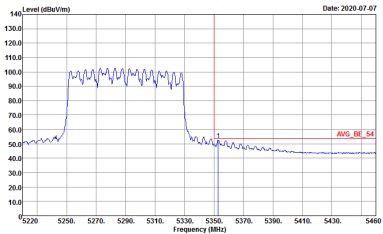


WIFI	Band 2 5250~5350MHz Band Edge @ 3m	
ANT	802.11ax HE80 Full CH58 5290MHz - R	
1+2+3+4	Horizontal	Fundamental
<p>Peak</p>	 <p>Date: 2020-07-07</p> <p>Site : 03CH16-HY Condition : PEAK_BE_74 3m 91200_1522 HORIZONTAL RBW:1000.000kHz VBW:3000.000kHz SWT:Auto Detector : Peak Project : 031701 Plane : 5Z</p>	<p>Left blank</p>
<p>Avg.</p>	 <p>Date: 2020-07-07</p> <p>Site : 03CH16-HY Condition : AVG_BE_54 3m 91200_1522 HORIZONTAL RBW:1000.000kHz VBW:3.000kHz SWT:Auto Detector : Peak Project : 031701 Plane : 5Z</p>	<p>Left blank</p>



WIFI	Band 2 5250~5350MHz Band Edge @ 3m	
ANT	802.11ax HE80 Full CH58 5290MHz - L	
1+2+3+4	Vertical	Fundamental
Peak	 <p>Site : 03CH16-HY Condition : PEAK_BE_74 3m 91200_1522 VERTICAL Detector : Peak Project : 031701 Plane : 52</p>	 <p>Site : 03CH16-HY Condition : PEAK(UNII) 3m 91200_1522 VERTICAL Detector : Peak Project : 031701 Plane : 52</p>
Avg.	 <p>Site : 03CH16-HY Condition : AVG_BE_54 3m 91200_1522 VERTICAL Detector : Peak Project : 031701 Plane : 52</p>	Left blank



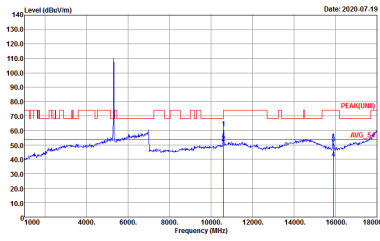
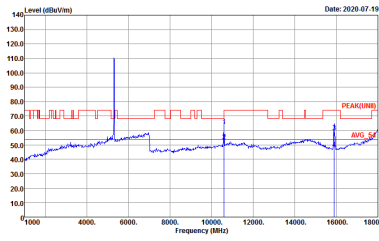
WIFI	Band 2 5250~5350MHz Band Edge @ 3m	
ANT	802.11ax HE80 Full CH58 5290MHz - R	
1+2+3+4	Vertical	Fundamental
<p>Peak</p>	 <p>Date: 2020-07-07</p> <p>Site : 03CH16-HY Condition : PEAK_BE_74 3m 91200_1522 VERTICAL RBW:1000.000kHz VBW:3000.000kHz SWF:Auto Detector : Peak Project : 031701 Plane : 5Z</p>	<p>Left blank</p>
<p>Avg.</p>	 <p>Date: 2020-07-07</p> <p>Site : 03CH16-HY Condition : AVG_BE_54 3m 91200_1522 VERTICAL RBW:1000.000kHz VBW:3.000kHz SWF:Auto Detector : Peak Project : 031701 Plane : 5Z</p>	<p>Left blank</p>



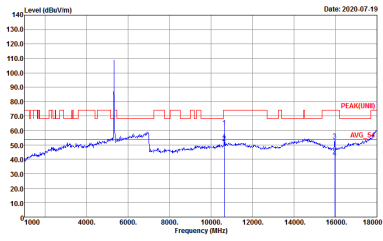
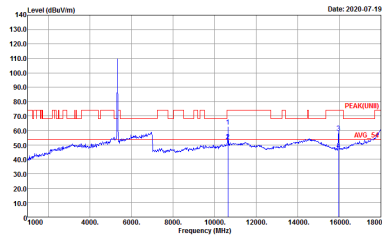
Band 2 - 5250~5350MHz
WIFI 802.11a (Harmonic @ 3m)

WIFI	Band 2 5250~5350MHz Harmonic @ 3m	
ANT	802.11a CH52 5260MHz	
1+2+3+4	Horizontal	Vertical
Peak Avg.	<p>Site : 03CH16-HY Condition : PEAK(UNIT) 3m 91200_1522 HORIZONTAL Detector : Peak</p>	<p>Site : 03CH16-HY Condition : PEAK(UNIT) 3m 91200_1522 VERTICAL Detector : Peak</p>



WIFI	Band 2 5250~5350MHz Harmonic @ 3m	
ANT	802.11a CH60 5300MHz	
1+2+3+4	Horizontal	Vertical
<p>Peak</p> <p>Avg.</p>	 <p>Site : 03CH16-HY Condition : PEAK(UNIT) 3m 91200_1522 HORIZONTAL Detector : Peak</p>	 <p>Site : 03CH16-HY Condition : PEAK(UNIT) 3m 91200_1522 VERTICAL Detector : Peak</p>



WIFI	Band 2 5250~5350MHz Harmonic @ 3m	
ANT	802.11a CH64 5320MHz	
1+2+3+4	Horizontal	Vertical
<p>Peak</p> <p>Avg.</p>	 <p>Site : 03CH16-HY Condition : PEAK(UNIT) 3m 91200_1522 HORIZONTAL Detector : Peak</p>	 <p>Site : 03CH16-HY Condition : PEAK(UNIT) 3m 91200_1522 VERTICAL Detector : Peak</p>



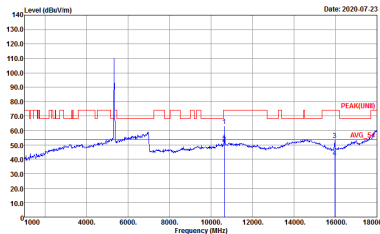
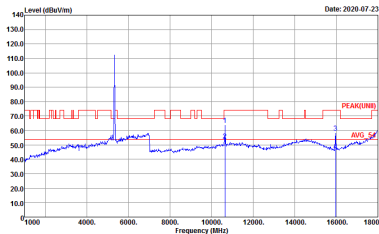
Band 2 5250~5350MHz
WIFI 802.11ax HE20 Full (Harmonic @ 3m)

WIFI	Band 2 5250~5350MHz Harmonic @ 3m	
ANT	802.11ax HE20 Full CH52 5260MHz	
1+2+3+4	Horizontal	Vertical
Peak Avg.	<p>Site : 03CH16-HY Condition : PEAK(UNII) 3m 9120D_1522 HORIZONTAL Detector : Peak</p>	<p>Site : 03CH16-HY Condition : PEAK(UNII) 3m 9120D_1522 VERTICAL Detector : Peak</p>



WIFI	Band 2 5250~5350MHz Harmonic @ 3m	
ANT	802.11ax HE20 Full CH60 5300MHz	
1+2+3+4	Horizontal	Vertical
Peak Avg.	<p>Site : 03CH16-HY Condition : PEAK(UNIT) 3m 91200_1522 HORIZONTAL Detector : Peak</p>	<p>Site : 03CH16-HY Condition : PEAK(UNIT) 3m 91200_1522 VERTICAL Detector : Peak</p>



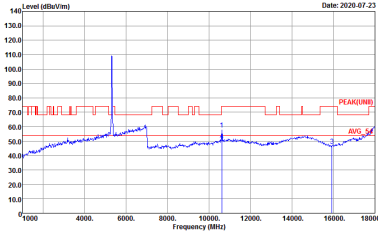
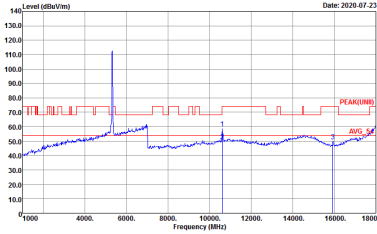
WIFI	Band 2 5250~5350MHz Harmonic @ 3m	
ANT	802.11ax HE20 Full CH64 5320MHz	
1+2+3+4	Horizontal	Vertical
<p>Peak</p> <p>Avg.</p>	 <p>Site : 03CH16-HY Condition : PEAK(UNIT) 3m 91200_1522 HORIZONTAL Detector : Peak</p>	 <p>Site : 03CH16-HY Condition : PEAK(UNIT) 3m 91200_1522 VERTICAL Detector : Peak</p>



**Band 2 - 5250~5350MHz
WIFI 802.11ax HE40 Full (Harmonic @ 3m)**

WIFI	Band 2 5250~5350MHz Harmonic @ 3m	
ANT	802.11ax HE40 Full CH54 5270	
1+2+3+4	Horizontal	Vertical
Peak Avg.	<p>Site : 03CH16-HY Condition : PEAK(LINE) 3m 91200_1522 HORIZONTAL Detector : Peak Project : 031701</p>	<p>Site : 03CH16-HY Condition : PEAK(LINE) 3m 91200_1522 VERTICAL Detector : Peak Project : 031701</p>



WIFI	Band 2 5250~5350MHz Harmonic @ 3m	
ANT	802.11ax HE40 Full CH62 5310	
1+2+3+4	Horizontal	Vertical
<p>Peak Avg.</p>	 <p>Site : 03CH16-HY Condition : PEAK(UNII) 3m 91200_1522 HORIZONTAL Detector : Peak Project : 031701</p>	 <p>Site : 03CH16-HY Condition : PEAK(UNII) 3m 91200_1522 VERTICAL Detector : Peak Project : 031701</p>



Band 2 5250~5350MHz
WIFI 802.11ax HE80 Full (Harmonic @ 3m)

WIFI	Band 2 5250~5350MHz Harmonic @ 3m	
ANT	802.11ax HE80 Full CH58 5290MHz	
1+2+3+4	Horizontal	Vertical
Peak Avg.	<p>Site : 03CH16-HY Condition : PEAK(UNIT) 3m 91200_1522 HORIZONTAL Detector : Peak Project : 031701</p>	<p>Site : 03CH16-HY Condition : PEAK(UNIT) 3m 91200_1522 VERTICAL Detector : Peak Project : 031701</p>



Emission above 18GHz
5GHz WIFI 802.11a (SHF)

WIFI	5GHz WIFI	
ANT	802.11a SHF	
1+2+3+4	Horizontal	Vertical
QP / Peak	<p>Site : 03CH6-4FY Condition : PEAK(LINE1) 1m SHF HORN BBHA9170584 HORIZONTAL Detector : Peak Project : 031701</p>	<p>Site : 03CH6-4FY Condition : PEAK(LINE1) 1m SHF HORN BBHA9170584 VERTICAL Detector : Peak Project : 031701</p>



Emission below 1GHz
5GHz WIFI 802.11a (LF)

WIFI	5GHz WIFI	
ANT	802.11a LF	
1+2+3+4	Horizontal	Vertical
QP / Peak	<p>Site : 03CH16-1FY Condition : QP 3m B1LOG_47020406 HORIZONTAL Detector : Peak Project : 031701</p>	<p>Site : 03CH16-1FY Condition : QP 3m B1LOG_47020406 VERTICAL Detector : Peak Project : 031701</p>

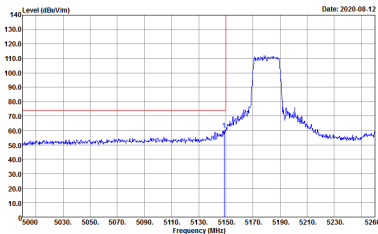
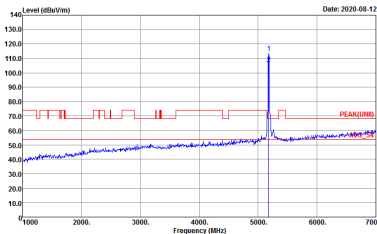
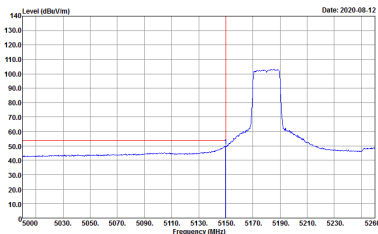


<TXBF Mode>

Band 1 - 5150~5250MHz
WIFI 802.11ax HE20 Full (Band Edge @ 3m)

WIFI	Band 1 5150~5250MHz Band Edge @ 3m	
ANT	802.11ax HE20 Full CH36 5180MHz	
1+2	Horizontal	Fundamental
Peak	<p>Site : 03CH16-HY Condition : PEAK_BE_74 3m 91200_1522 HORIZONTAL : RBW:1000.000KHz VBW:3000.000KHz SWT:Auto</p>	<p>Site : 03CH16-HY Condition : PEAK(FUND) 3m 91200_1522 HORIZONTAL : RBW:1000.000KHz VBW:3000.000KHz SWT:Auto</p>
Avg.	<p>Site : 03CH16-HY Condition : AVG_BE_54 3m 91200_1522 HORIZONTAL : RBW:1000.000KHz VBW:1.000KHz SWT:Auto</p>	Left blank

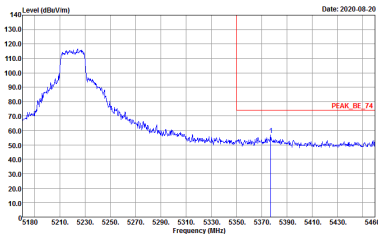
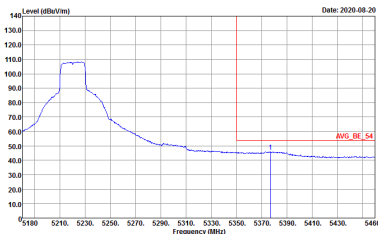


WIFI	Band 1 5150~5250MHz Band Edge @ 3m	
ANT	802.11ax HE20 Full CH36 5180MHz	
1+2	Vertical	Fundamental
Peak	 <p>Site : 03CH16-HY Condition : PEAK_SE_74 3m 91200_1522 VERTICAL : RBW:1000.000KHz VBW:3000.000KHz SWT:Auto</p>	 <p>Site : 03CH16-HY Condition : PEAK(FUND) 3m 91200_1522 VERTICAL : RBW:1000.000KHz VBW:3000.000KHz SWT:Auto</p>
Avg.	 <p>Site : 03CH16-HY Condition : AV6_BE_54 3m 91200_1522 VERTICAL : RBW:1000.000KHz VBW:1000KHz SWT:Auto</p>	Left blank

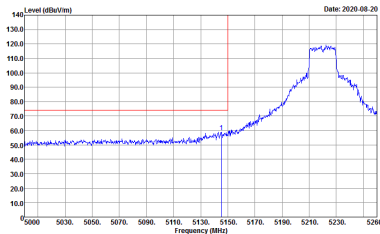
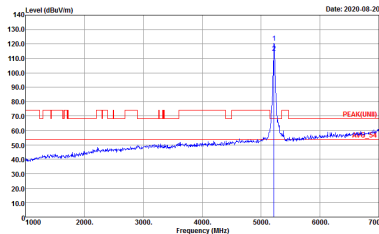
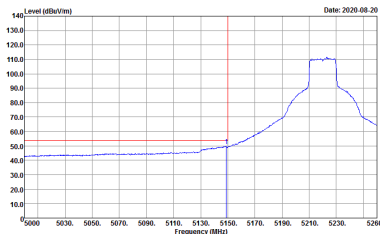


WIFI	Band 1 5150~5250MHz Band Edge @ 3m	
ANT	802.11ax HE20 Full CH44 5220MHz - L	
1+2	Horizontal	Fundamental
<p>Peak</p>	<p>Site : 03CH16-HY Condition : PEAK_SC_74 3m 91200_1522 HORIZONTAL : RBW:1000.000KHz VBW:3000.000KHz SWT:Auto</p>	<p>Site : 03CH16-HY Condition : PEAK(FUN1) 3m 91200_1522 HORIZONTAL : RBW:1000.000KHz VBW:3000.000KHz SWT:Auto</p>
<p>Avg.</p>	<p>Site : 03CH16-HY Condition : AV6_BE_54 3m 91200_1522 HORIZONTAL : RBW:1000.000KHz VBW:1000KHz SWT:Auto</p>	<p>Left blank</p>

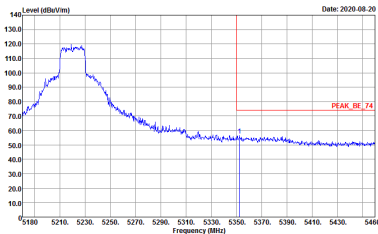
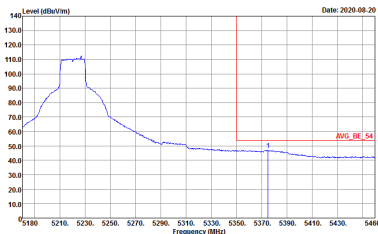


WIFI	Band 1 5150~5250MHz Band Edge @ 3m	
ANT	802.11ax HE20 Full CH44 5220MHz - R	
1+2	Horizontal	Fundamental
<p>Peak</p>	 <p>Site : 03CH16-HY Condition : PEAK_BE_74 3m 91200_1522 HORIZONTAL : RBW:1000.000KHz VBW:3000.000KHz SWT:Auto</p>	<p>Left blank</p>
<p>Avg.</p>	 <p>Site : 03CH16-HY Condition : AVG_BE_54 3m 91200_1522 HORIZONTAL : RBW:1000.000KHz VBW:1000KHz SWT:Auto</p>	<p>Left blank</p>

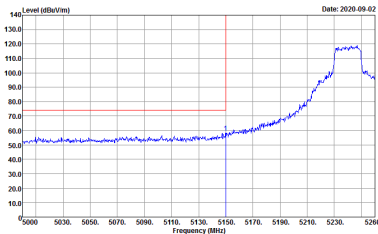
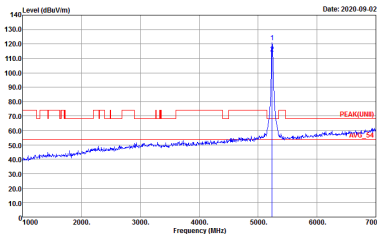
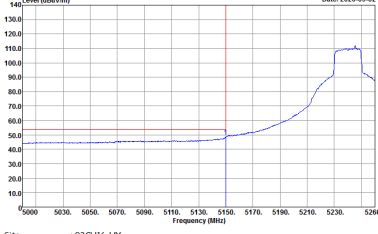


WIFI	Band 1 5150~5250MHz Band Edge @ 3m	
ANT	802.11ax HE20 Full CH44 5220MHz - L	
1+2	Vertical	Fundamental
Peak	 <p>Site : 03CH16-HY Condition : PEAK_SE_74 3m 91200_1522 VERTICAL : RBW:1000.000KHz VBW:3000.000KHz SWT:Auto</p>	 <p>Site : 03CH16-HY Condition : PEAK(FUND) 3m 91200_1522 VERTICAL : RBW:1000.000KHz VBW:3000.000KHz SWT:Auto</p>
Avg.	 <p>Site : 03CH16-HY Condition : AV6_BE_54 3m 91200_1522 VERTICAL : RBW:1000.000KHz VBW:1000KHz SWT:Auto</p>	Left blank

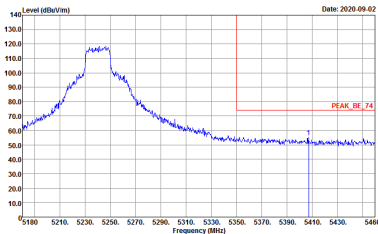
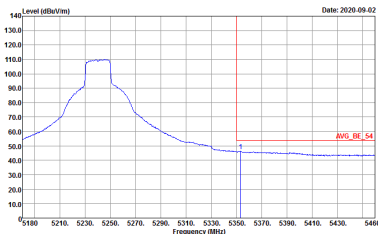


WIFI	Band 1 5150~5250MHz Band Edge @ 3m	
ANT	802.11ax HE20 Full CH44 5220MHz - R	
1+2	Vertical	Fundamental
Peak	 <p>Site : 03CH16-HY Condition : PEAK_BE_74 3m 91200_1522 VERTICAL : RBW:1000.000KHz VBW:3000.000KHz SWT:Auto</p>	Left blank
Avg.	 <p>Site : 03CH16-HY Condition : AVG_BE_54 3m 91200_1522 VERTICAL : RBW:1000.000KHz VBW:1000KHz SWT:Auto</p>	Left blank

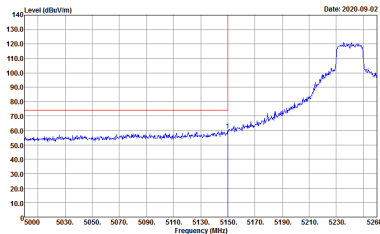
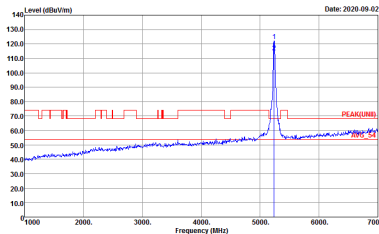
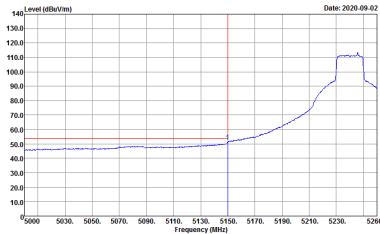


WIFI	Band 1 5150~5250MHz Band Edge @ 3m	
ANT	802.11ax HE20 Full CH48 5240MHz - L	
1+2	Horizontal	Fundamental
Peak	 <p>Level (dBuV/m) vs Frequency (MHz) plot showing a rising signal level from 50 dBuV/m at 5150 MHz to approximately 115 dBuV/m at 5240 MHz. A red vertical line is at 5150 MHz. Date: 2020-09-02</p> <p>Site : 03CH16-HY Condition : PEAK_SE_74 3m 91200_1522 HORIZONTAL : RBW:1000.000KHz VBW:3000.000KHz SWT:Auto</p>	 <p>Level (dBuV/m) vs Frequency (MHz) plot showing a sharp peak at approximately 5240 MHz reaching about 125 dBuV/m. A red vertical line is at 5240 MHz. Date: 2020-09-02</p> <p>Site : 03CH16-HY Condition : PEAK(FUN1) 3m 91200_1522 HORIZONTAL : RBW:1000.000KHz VBW:3000.000KHz SWT:Auto</p>
Avg.	 <p>Level (dBuV/m) vs Frequency (MHz) plot showing a rising signal level from 50 dBuV/m at 5150 MHz to approximately 115 dBuV/m at 5240 MHz. A red vertical line is at 5150 MHz. Date: 2020-09-02</p> <p>Site : 03CH16-HY Condition : AV6_BE_54 3m 91200_1522 HORIZONTAL : RBW:1000.000KHz VBW:1000KHz SWT:Auto</p>	Left blank



WIFI	Band 1 5150~5250MHz Band Edge @ 3m	
ANT	802.11ax HE20 Full CH48 5240MHz - R	
1+2	Horizontal	Fundamental
<p>Peak</p>	 <p>Site : 03CH16-HY Condition : PEAK_BE_74 3m 91200_1522 HORIZONTAL : RBW:1000.000KHz VBW:3000.000KHz SWF:Auto</p>	<p>Left blank</p>
<p>Avg.</p>	 <p>Site : 03CH16-HY Condition : AVG_BE_54 3m 91200_1522 HORIZONTAL : RBW:1000.000KHz VBW:1000KHz SWT:Auto</p>	<p>Left blank</p>



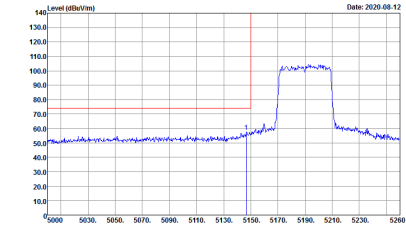
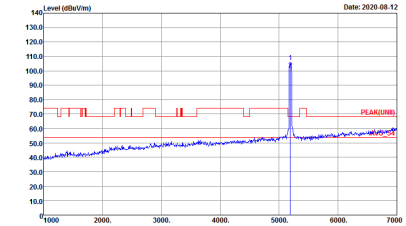
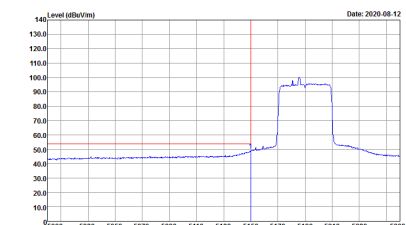
WIFI	Band 1 5150~5250MHz Band Edge @ 3m	
ANT	802.11ax HE20 Full CH48 5240MHz - L	
1+2	Vertical	Fundamental
Peak	 <p>Date: 2020-09-02</p> <p>Site : 03CH16-HY Condition : PEAK_SE_74 3m 91200_1522 VERTICAL : RBW:1000.000KHz VBW:3000.000KHz SWT:Auto</p>	 <p>Date: 2020-09-02</p> <p>Site : 03CH16-HY Condition : PEAK(FUND) 3m 91200_1522 VERTICAL : RBW:1000.000KHz VBW:3000.000KHz SWT:Auto</p>
Avg.	 <p>Date: 2020-09-02</p> <p>Site : 03CH16-HY Condition : AV6_BE_54 3m 91200_1522 VERTICAL : RBW:1000.000KHz VBW:1000KHz SWT:Auto</p>	Left blank



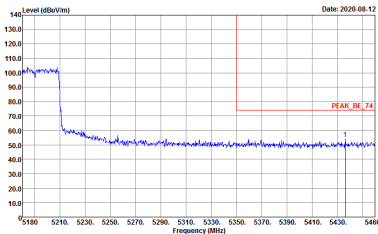
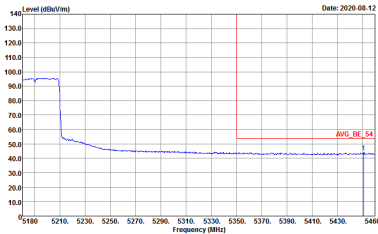
WIFI	Band 1 5150~5250MHz Band Edge @ 3m	
ANT	802.11ax HE20 Full CH48 5240MHz - R	
1+2	Vertical	Fundamental
<p>Peak</p>	<p>Site : 03CH16-HY Condition : PEAK_BE_74 3m 91200_1522 VERTICAL : RBW:1000.000KHz VBW:3000.000KHz SWT:Auto</p>	<p>Left blank</p>
<p>Avg.</p>	<p>Site : 03CH16-HY Condition : AVG_BE_54 3m 91200_1522 VERTICAL : RBW:1000.000KHz VBW:1000KHz SWT:Auto</p>	<p>Left blank</p>



Band 1 5150~5250MHz
WIFI 802.11ax HE40 Full (Band Edge @ 3m)

WIFI	Band 1 5150~5250MHz Band Edge @ 3m	
ANT	802.11ax HE40 Full CH38 5190MHz - L	
1+2	Horizontal	Fundamental
<p align="center">Peak</p>	 <p>Site : 03CH16-HY Condition : PEAK_BE_74 3m 91200_1522 HORIZONTAL : RBW:1000.000KHz VBW:3000.000KHz SWT:Auto</p>	 <p>Site : 03CH16-HY Condition : PEAK(UNII) 3m 91200_1522 HORIZONTAL : RBW:1000.000KHz VBW:3000.000KHz SWT:Auto</p>
<p align="center">Avg.</p>	 <p>Site : 03CH16-HY Condition : AVG_BE_54 3m 91200_1522 HORIZONTAL : RBW:1000.000KHz VBW:1.000KHz SWT:Auto</p>	<p align="center">Left blank</p>

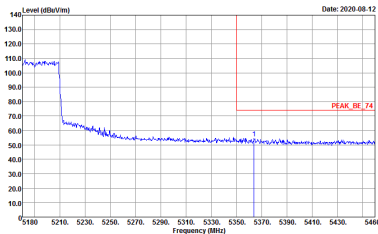
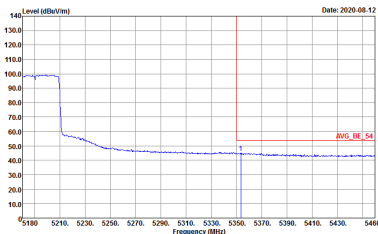


WIFI	Band 1 5150~5250MHz Band Edge @ 3m	
ANT	802.11ax HE40 Full CH38 5190MHz - R	
1+2	Horizontal	Fundamental
<p>Peak</p>	 <p>Site : 03CH16-HY Condition : PEAK_BE_74 3m 91200_1522 HORIZONTAL : RBW:1000.000KHz VBW:3000.000KHz SWF:Auto</p>	<p>Left blank</p>
<p>Avg.</p>	 <p>Site : 03CH16-HY Condition : AVG_BE_54 3m 91200_1522 HORIZONTAL : RBW:1000.000KHz VBW:1000KHz SWF:Auto</p>	<p>Left blank</p>



WIFI	Band 1 5150~5250MHz Band Edge @ 3m	
ANT	802.11ax HE40 Full CH38 5190MHz - L	
1+2	Vertical	Fundamental
Peak	<p>Site : 03CH16-HY Condition : PEAK_SE_74 3m 91200_1522 VERTICAL : RBW:1000.000KHz VBW:3000.000KHz SWT:Auto</p>	<p>Site : 03CH16-HY Condition : PEAK(FUN1) 3m 91200_1522 VERTICAL : RBW:1000.000KHz VBW:3000.000KHz SWT:Auto</p>
Avg.	<p>Site : 03CH16-HY Condition : AV6_BE_54 3m 91200_1522 VERTICAL : RBW:1000.000KHz VBW:1000KHz SWT:Auto</p>	Left blank



WIFI	Band 1 5150~5250MHz Band Edge @ 3m	
ANT	802.11ax HE40 Full CH38 5190MHz - R	
1+2	Vertical	Fundamental
<p>Peak</p>	 <p>Site : 03CH16-HY Condition : PEAK_BE_74 3m 91200_1522 VERTICAL : RBW:1000.000KHz VBW:3000.000KHz SWT:Auto</p>	<p>Left blank</p>
<p>Avg.</p>	 <p>Site : 03CH16-HY Condition : AVG_BE_54 3m 91200_1522 VERTICAL : RBW:1000.000KHz VBW:1000KHz SWT:Auto</p>	<p>Left blank</p>

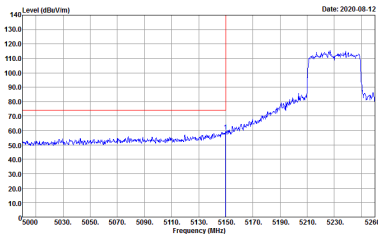
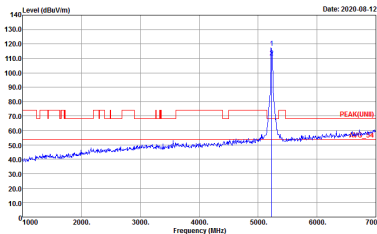
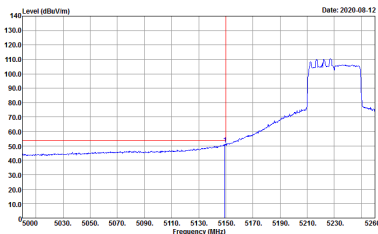


WIFI	Band 1 5150~5250MHz Band Edge @ 3m	
ANT	802.11ax HE40 Full CH46 5230MHz - L	
1+2	Horizontal	Fundamental
<p>Peak</p>	<p>Site : 03CH16-HY Condition : PEAK_SE_74 3m 91200_1522 HORIZONTAL : RBW:1000.000KHz VBW:3000.000KHz SWT:Auto</p>	<p>Site : 03CH16-HY Condition : PEAK(FUN1) 3m 91200_1522 HORIZONTAL : RBW:1000.000KHz VBW:3000.000KHz SWT:Auto</p>
<p>Avg.</p>	<p>Site : 03CH16-HY Condition : AV6_BE_54 3m 91200_1522 HORIZONTAL : RBW:1000.000KHz VBW:1000KHz SWT:Auto</p>	<p>Left blank</p>



WIFI	Band 1 5150~5250MHz Band Edge @ 3m	
ANT	802.11ax HE40 Full CH46 5230MHz - R	
1+2	Horizontal	Fundamental
<p>Peak</p>		<p>Left blank</p>
<p>Avg.</p>		<p>Left blank</p>



WIFI	Band 1 5150~5250MHz Band Edge @ 3m	
ANT	802.11ax HE40 Full CH46 5230MHz - L	
1+2	Vertical	Fundamental
Peak	 <p>Level (dBV/m) vs Frequency (MHz) plot for Peak Vertical. The plot shows a signal level rising from approximately 50 dBV/m at 5150 MHz to about 110 dBV/m at 5230 MHz. A red vertical line is at 5150 MHz and a blue vertical line is at 5230 MHz. The date is 2020-08-12.</p> <p>Site : 03CH16-HY Condition : PEAK_SE_74 3m 91200_1522 VERTICAL : RBW:1000.000KHz VBW:3000.000KHz SWT:Auto</p>	 <p>Level (dBV/m) vs Frequency (MHz) plot for Peak Fundamental. The plot shows a sharp peak at approximately 5230 MHz reaching about 130 dBV/m. The date is 2020-08-12.</p> <p>Site : 03CH16-HY Condition : PEAK(FUND) 3m 91200_1522 VERTICAL : RBW:1000.000KHz VBW:3000.000KHz SWT:Auto</p>
Avg.	 <p>Level (dBV/m) vs Frequency (MHz) plot for Avg Vertical. The plot shows a signal level rising from approximately 45 dBV/m at 5150 MHz to about 100 dBV/m at 5230 MHz. A red vertical line is at 5150 MHz and a blue vertical line is at 5230 MHz. The date is 2020-08-12.</p> <p>Site : 03CH16-HY Condition : AV6_BE_54 3m 91200_1522 VERTICAL : RBW:1000.000KHz VBW:1000KHz SWT:Auto</p>	Left blank



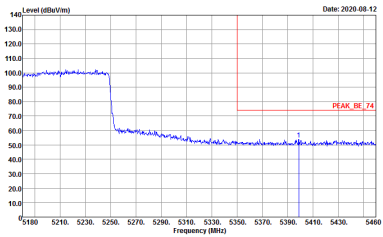
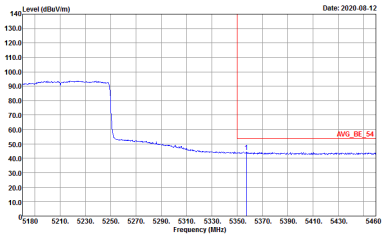
WIFI	Band 1 5150~5250MHz Band Edge @ 3m	
ANT	802.11ax HE40 Full CH46 5230MHz - R	
1+2	Vertical	Fundamental
<p>Peak</p>	<p>Site : 03CH16-HY Condition : PEAK_BE_74 3m 91200_1522 VERTICAL : RBW:1000.000KHz VBW:3000.000KHz SWT:Auto</p>	<p>Left blank</p>
<p>Avg.</p>	<p>Site : 03CH16-HY Condition : AVG_BE_54 3m 91200_1522 VERTICAL : RBW:1000.000KHz VBW:1000KHz SWT:Auto</p>	<p>Left blank</p>



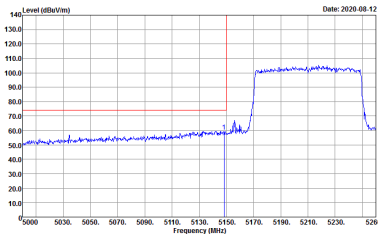
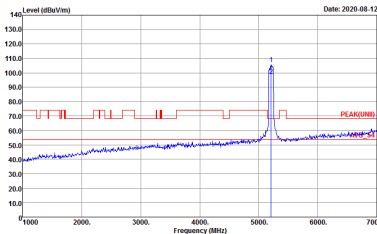
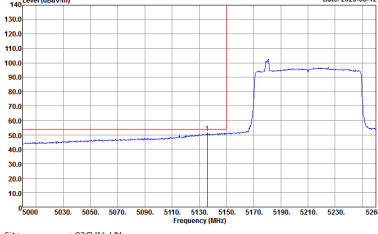
Band 1 5150~5250MHz
WIFI 802.11ax HE80 Full (Band Edge @ 3m)

WIFI	Band 1 5150~5250MHz Band Edge @ 3m	
ANT	802.11ax HE80 Full CH42 5210MHz - L	
1+2	Horizontal	Fundamental
Peak	<p>Site : 03CH16-HY Condition : PEAK_BE_74 3m 91200_1522 HORIZONTAL : RBW:1000.000kHz VBW:3000.000kHz SWT:Auto</p>	<p>Site : 03CH16-HY Condition : PEAK(UNI) 3m 91200_1522 HORIZONTAL : RBW:1000.000kHz VBW:3000.000kHz SWT:Auto</p>
Avg.	<p>Site : 03CH16-HY Condition : AVG_BE_54 3m 91200_1522 HORIZONTAL : RBW:1000.000kHz VBW:1000kHz SWT:Auto</p>	Left blank

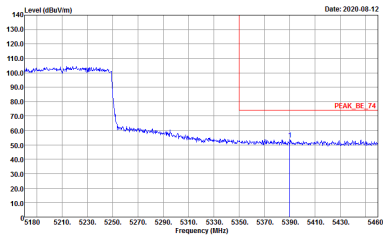
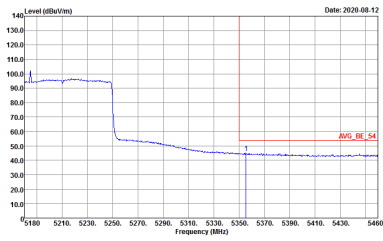


WIFI	Band 1 5150~5250MHz Band Edge @ 3m	
ANT	802.11ax HE80 Full CH42 5210MHz - R	
1+2	Horizontal	Fundamental
<p>Peak</p>	 <p>Site : 03CH16-HY Condition : PEAK_BE_74 3m 91200_1522 HORIZONTAL RBW:1000.000kHz VBW:3000.000kHz SWT:Auto</p>	<p>Left blank</p>
<p>Avg.</p>	 <p>Site : 03CH16-HY Condition : AVG_BE_54 3m 91200_1522 HORIZONTAL RBW:1000.000kHz VBW:1000kHz SWT:Auto</p>	<p>Left blank</p>



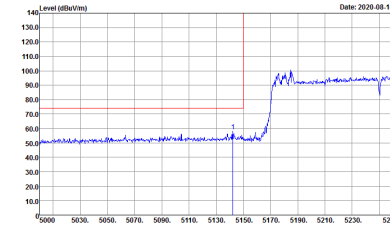
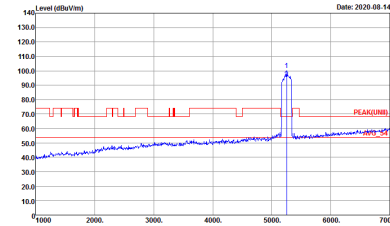
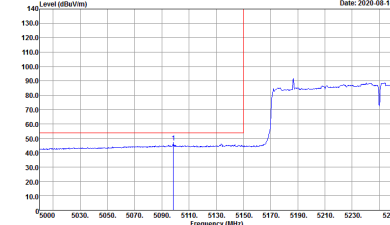
WIFI	Band 1 5150~5250MHz Band Edge @ 3m	
ANT	802.11ax HE80 Full CH42 5210MHz - L	
1+2	Vertical	Fundamental
Peak	 <p>Site : 03CH16-HY Condition : PEAK_SE_74 3m 91200_1522 VERTICAL : RBW:1000.000kHz VBW:3000.000kHz SWT:Auto</p>	 <p>Site : 03CH16-HY Condition : PEAK(FUN1) 3m 91200_1522 VERTICAL : RBW:1000.000kHz VBW:3000.000kHz SWT:Auto</p>
Avg.	 <p>Site : 03CH16-HY Condition : AV6_BE_54 3m 91200_1522 VERTICAL : RBW:1000.000kHz VBW:1.000kHz SWT:Auto</p>	Left blank



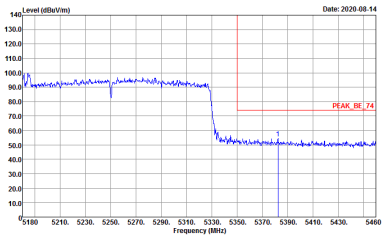
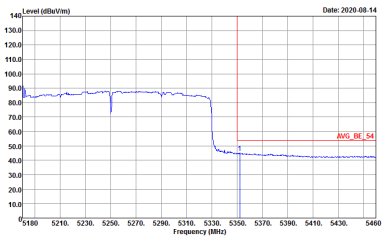
WIFI	Band 1 5150~5250MHz Band Edge @ 3m	
ANT	802.11ax HE80 Full CH42 5210MHz - R	
1+2	Vertical	Fundamental
Peak	 <p>Level (dBV/10m) Date: 2020-08-12</p> <p>Site : 03CH16-HY Condition : PEAK_BE_74 3m 91200_1522 VERTICAL : RBW:1000.000kHz VBW:3000.000kHz SWT:Auto</p>	Left blank
Avg.	 <p>Level (dBV/10m) Date: 2020-08-12</p> <p>Site : 03CH16-HY Condition : AVG_BE_54 3m 91200_1522 VERTICAL : RBW:1000.000kHz VBW:1.000kHz SWT:Auto</p>	Left blank



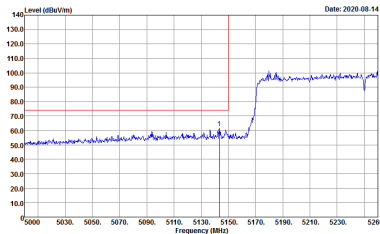
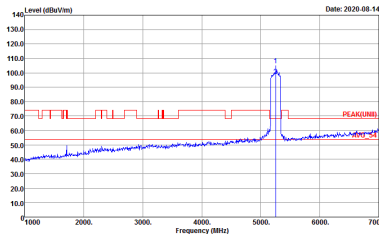
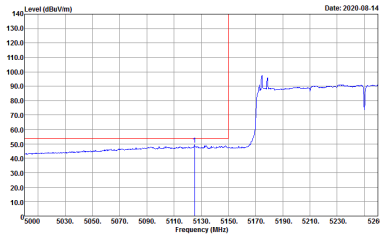
Band 1 5150~5250MHz
WIFI 802.11ax HE160 Full (Band Edge @ 3m)

WIFI	Band 1 5150~5250MHz Band Edge @ 3m	
ANT	802.11ax HE160 Full CH50 5250MHz - L	
1+2	Horizontal	Fundamental
<p align="center">Peak</p>	 <p>Site : 03CH16-HY Condition : PEAK_BE_74 3m 91200_1522 HORIZONTAL : RBW:1000.000KHz VBW:3000.000KHz SWT:Auto</p>	 <p>Site : 03CH16-HY Condition : PEAK(UNIT) 3m 91200_1522 HORIZONTAL : RBW:1000.000KHz VBW:3000.000KHz SWT:Auto</p>
<p align="center">Avg.</p>	 <p>Site : 03CH16-HY Condition : AVG_BE_54 3m 91200_1522 HORIZONTAL : RBW:1000.000KHz VBW:1000KHz SWT:Auto</p>	<p align="center">Left blank</p>



WIFI	Band 1 5150~5250MHz Band Edge @ 3m	
ANT	802.11ax HE160 Full CH50 5250MHz - R	
1+2	Horizontal	Fundamental
<p>Peak</p>	 <p>Site : 03CH16-HY Condition : PEAK_BE_74 3m 91200_1522 HORIZONTAL : RBW:1000.000kHz VBW:3000.000kHz SWT:Auto</p>	<p>Left blank</p>
<p>Avg.</p>	 <p>Site : 03CH16-HY Condition : AVG_BE_54 3m 91200_1522 HORIZONTAL : RBW:1000.000kHz VBW:1.000kHz SWT:Auto</p>	<p>Left blank</p>



WIFI	Band 1 5150~5250MHz Band Edge @ 3m	
ANT	802.11ax HE160 Full CH50 5250MHz - L	
1+2	Vertical	Fundamental
Peak	 <p>Level (dBV/m) vs Frequency (MHz) plot showing a sharp peak at 5170 MHz. The y-axis ranges from 10.0 to 140.0 dBV/m, and the x-axis ranges from 5000 to 5260 MHz. A red vertical line marks the peak at 5170 MHz.</p> <p>Site : 03CH16-HY Condition : PEAK_SE_74 3m 91200_1522 VERTICAL : RBW:1000.000kHz VBW:3000.000kHz SWT:Auto</p>	 <p>Level (dBV/m) vs Frequency (MHz) plot showing a sharp peak at 5170 MHz. The y-axis ranges from 10.0 to 140.0 dBV/m, and the x-axis ranges from 1000 to 7000 MHz. A red vertical line marks the peak at 5170 MHz.</p> <p>Site : 03CH16-HY Condition : PEAK(FUN1) 3m 91200_1522 VERTICAL : RBW:1000.000kHz VBW:3000.000kHz SWT:Auto</p>
Avg.	 <p>Level (dBV/m) vs Frequency (MHz) plot showing the average signal. The y-axis ranges from 10.0 to 140.0 dBV/m, and the x-axis ranges from 5000 to 5260 MHz. A red vertical line marks the peak at 5170 MHz.</p> <p>Site : 03CH16-HY Condition : AV6_BE_54 3m 91200_1522 VERTICAL : RBW:1000.000kHz VBW:1.000kHz SWT:Auto</p>	Left blank



WIFI	Band 1 5150~5250MHz Band Edge @ 3m	
ANT	802.11ax HE160 Full CH50 5250MHz - R	
1+2	Vertical	Fundamental
Peak	<p>Level (dBm/100kHz) vs Frequency (MHz)</p> <p>Site : 03CH16-HY Condition : PEAK_BE_74 3m 91200_1522 VERTICAL : RBW:1000.000kHz VBW:3000.000kHz SWT:Auto</p>	Left blank
Avg.	<p>Level (dBm/100kHz) vs Frequency (MHz)</p> <p>Site : 03CH16-HY Condition : AVG_BE_54 3m 91200_1522 VERTICAL : RBW:1000.000kHz VBW:1000kHz SWT:Auto</p>	Left blank



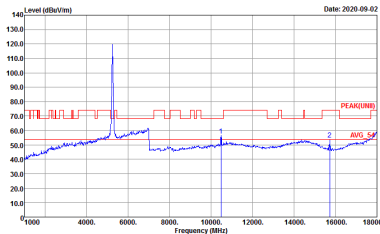
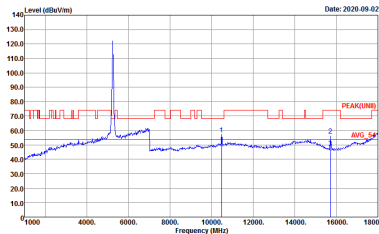
Band 1 - 5150~5250MHz
WIFI 802.11ax HE20 Full (Harmonic @ 3m)

WIFI	Band 1 5150~5250MHz Harmonic @ 3m	
ANT	802.11ax HE20 Full CH36 5180MHz	
1+2	Horizontal	Vertical
Peak Avg.	<p>Site : 03CH16-HY Condition : PEAK(UNIT) 3m 91200_1522 HORIZONTAL Detector : Peak</p>	<p>Site : 03CH16-HY Condition : PEAK(UNIT) 3m 91200_1522 VERTICAL Detector : Peak</p>



WIFI	Band 1 5150~5250MHz Harmonic @ 3m	
ANT	802.11ax HE20 Full CH44 5220MHz	
1+2	Horizontal	Vertical
Peak Avg.	<p>Site : 03CH16-HY Condition : -PEAK(LINE) 3m 91200_1522 HORIZONTAL : RBW:1000.000KHz VBW:3000.000KHz SWT:Auto</p>	<p>Site : 03CH16-HY Condition : -PEAK(LINE) 3m 91200_1522 VERTICAL : RBW:1000.000KHz VBW:3000.000KHz SWT:Auto</p>



WIFI	Band 1 5150~5250MHz Harmonic @ 3m	
ANT	802.11ax HE20 Full CH48 5240MHz	
1+2	Horizontal	Vertical
<p>Peak</p> <p>Avg.</p>	 <p>Site : 03CH16-HY Condition : -PEAK(LINE) 3m 91200_1522 HORIZONTAL : RBW:1000.000KHz VBW:3000.000KHz SWT:Auto</p>	 <p>Site : 03CH16-HY Condition : -PEAK(LINE) 3m 91200_1522 VERTICAL : RBW:1000.000KHz VBW:3000.000KHz SWT:Auto</p>



**Band 1 5150~5250MHz
WIFI 802.11ax HE40 Full (Harmonic @ 3m)**

WIFI	Band 1 5150~5250MHz Harmonic @ 3m	
ANT	802.11ax HE40 Full CH38 5190MHz	
1+2	Horizontal	Vertical
Peak Avg.	<p>Site : 03CH16-HY Condition : PEAK(UNII) 3m 9120D_1522 HORIZONTAL Detector : Peak</p>	<p>Site : 03CH16-HY Condition : PEAK(UNII) 3m 9120D_1522 VERTICAL Detector : Peak</p>



WIFI	Band 1 5150~5250MHz Harmonic @ 3m	
ANT	802.11ax HE40 Full CH46 5230MHz	
1+2	Horizontal	Vertical
Peak Avg.	<p>Site : 03CH16-HY Condition : PEAK(UNIT) 3m 91200_1522 HORIZONTAL Detector : Peak</p>	<p>Site : 03CH16-HY Condition : PEAK(UNIT) 3m 91200_1522 VERTICAL Detector : Peak</p>



Band 1 5150~5250MHz
WIFI 802.11ax HE80 Full (Harmonic @ 3m)

WIFI	Band 1 5150~5250MHz Harmonic @ 3m	
ANT	802.11ax HE80 Full CH42 5210MHz	
1+2	Horizontal	Vertical
Peak Avg.	<p>Site : 03CH16-4Y Condition : PEAK(UNII) 3m 91200_1522 HORIZONTAL : RBW:1000.000KHz VBW:3000.000KHz SWT:Auto</p>	<p>Site : 03CH16-4Y Condition : PEAK(UNII) 3m 91200_1522 VERTICAL : RBW:1000.000KHz VBW:3000.000KHz SWT:Auto</p>

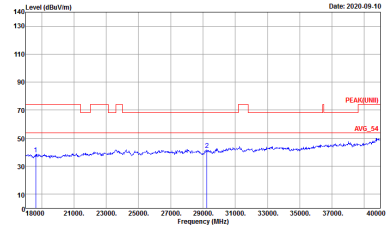
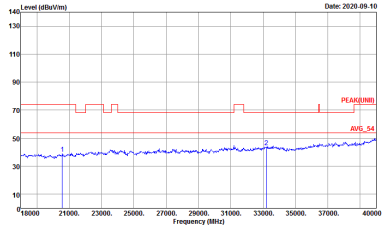


**Band 1 5150~5250MHz
WIFI 802.11ax HE160 Full (Harmonic @ 3m)**

WIFI	Band 1 5150~5250MHz Harmonic @ 3m	
ANT	802.11ax HE160 Full CH50 5250MHz	
1+2	Horizontal	Vertical
Peak Avg.	<p>Site : 03CH16-HY Condition : PEAK(UNII) 3m 91200_1522 HORIZONTAL Detector : Peak</p>	<p>Site : 03CH16-HY Condition : PEAK(UNII) 3m 91200_1522 VERTICAL Detector : Peak</p>



Emission above 18GHz
5GHz WIFI 802.11ax HE20 Full (SHF)

WIFI	5GHz WIFI	
ANT	802.11ax HE20 Full SHF	
1+2	Horizontal	Vertical
QP / Peak		



Emission below 1GHz
5GHz WIFI 802.11ax HE20 Full (LF)

WIFI	5GHz WIFI	
ANT	802.11ax HE20 Full LF	
1+2	Horizontal	Vertical
QP / Peak	<p>Site : 03CH16-HY Condition : QP 3m BIL06_47020406 HORIZONTAL Detector : Peak</p>	<p>Site : 03CH16-HY Condition : QP 3m BIL06_47020406 VERTICAL Detector : Peak</p>



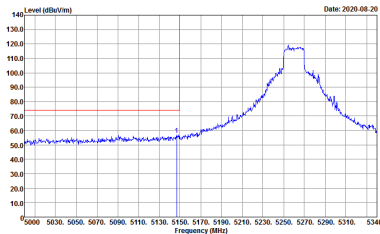
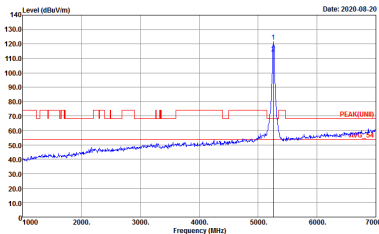
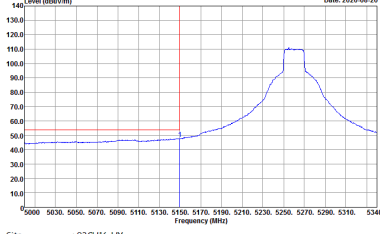
Band 2 - 5250~5350MHz
WIFI 802.11ax HE20 Full (Band Edge @ 3m)

WIFI	Band 2 5250~5350MHz Band Edge @ 3m	
ANT	802.11ax HE20 Full CH52 5260MHz - L	
1+2	Horizontal	Fundamental
Peak	<p>Site : 03CH16-HY Condition : PEAK_BE_74 3m 91200_1522 HORIZONTAL :RBW:1000.000kHz VBW:3000.000kHz SWT:Auto</p>	<p>Site : 03CH16-HY Condition : PEAK(FUND) 3m 91200_1522 HORIZONTAL :RBW:1000.000kHz VBW:3000.000kHz SWT:Auto</p>
Avg.	<p>Site : 03CH16-HY Condition : AVG_BE_54 3m 91200_1522 HORIZONTAL :RBW:1000.000kHz VBW:10000kHz SWT:Auto</p>	Left blank



WIFI	Band 2 5250~5350MHz Band Edge @ 3m	
ANT	802.11ax HE20 Full CH52 5260MHz - R	
1+2	Horizontal	Fundamental
<p>Peak</p>		<p>Left blank</p>
<p>Avg.</p>		<p>Left blank</p>

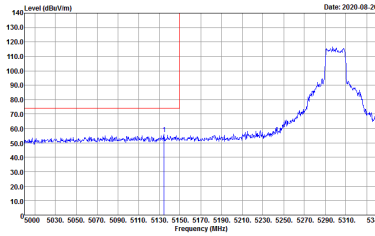
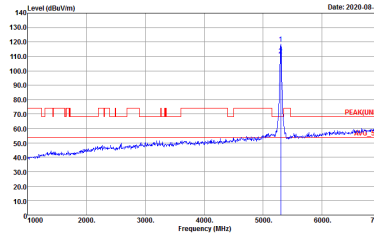
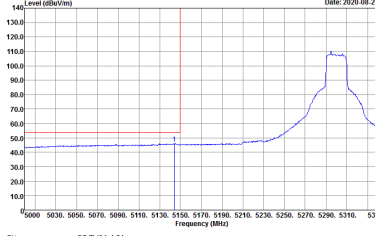


WIFI	Band 2 5250~5350MHz Band Edge @ 3m	
ANT	802.11ax HE20 Full CH52 5260MHz - L	
1+2	Vertical	Fundamental
Peak	 <p>Site : 03CH16-HY Condition : PEAK_SE_74 3m 91200_1522 VERTICAL : RBW:1000.000KHz VBW:3000.000KHz SWT:Auto</p>	 <p>Site : 03CH16-HY Condition : PEAK(FUND) 3m 91200_1522 VERTICAL : RBW:1000.000KHz VBW:3000.000KHz SWT:Auto</p>
Avg.	 <p>Site : 03CH16-HY Condition : AV6_BE_54 3m 91200_1522 VERTICAL : RBW:1000.000KHz VBW:1000KHz SWT:Auto</p>	Left blank



WIFI	Band 2 5250~5350MHz Band Edge @ 3m	
ANT	802.11ax HE20 Full CH52 5260MHz - R	
1+2	Vertical	Fundamental
<p>Peak</p>		<p>Left blank</p>
<p>Avg.</p>		<p>Left blank</p>

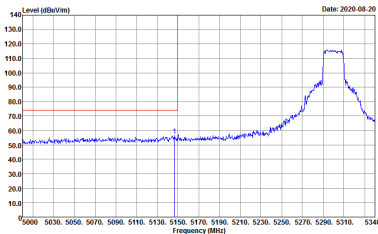
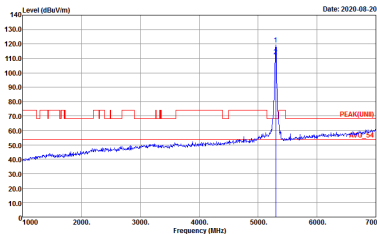
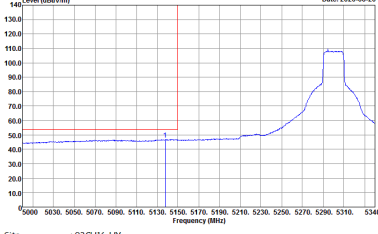


WIFI	Band 2 5250~5350MHz Band Edge @ 3m	
ANT	802.11ax HE20 Full CH60 5300MHz - L	
1+2	Horizontal	Fundamental
Peak	 <p>Site : 03CH16-HY Condition : PEAK_SE_74 3m 9120D_1522 HORIZONTAL : RBW:1000.000kHz VBW:3000.000kHz SWT:Auto</p>	 <p>Site : 03CH16-HY Condition : PEAK(FUN1) 3m 9120D_1522 HORIZONTAL : RBW:1000.000kHz VBW:3000.000kHz SWT:Auto</p>
Avg.	 <p>Site : 03CH16-HY Condition : AV6_BE_54 3m 9120D_1522 HORIZONTAL : RBW:1000.000kHz VBW:1000kHz SWT:Auto</p>	Left blank

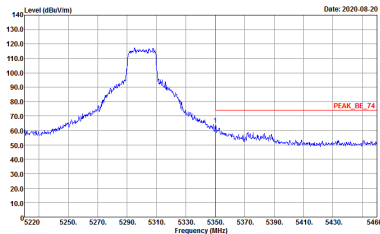
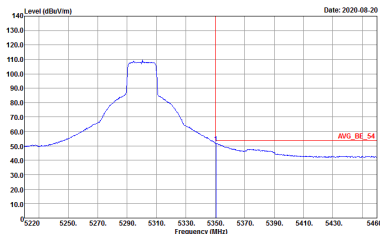


WIFI	Band 2 5250~5350MHz Band Edge @ 3m	
ANT	802.11ax HE20 Full CH60 5300MHz - R	
1+2	Horizontal	Fundamental
<p>Peak</p>	<p>Site : 03CH16-HY Condition : PEAK_BE_74 3m 9120D_1522 HORIZONTAL : RBW:1000.000kHz VBW:3000.000kHz SWT:Auto</p>	<p>Left blank</p>
<p>Avg.</p>	<p>Site : 03CH16-HY Condition : AVG_BE_54 3m 9120D_1522 HORIZONTAL : RBW:1000.000kHz VBW:1000kHz SWT:Auto</p>	<p>Left blank</p>

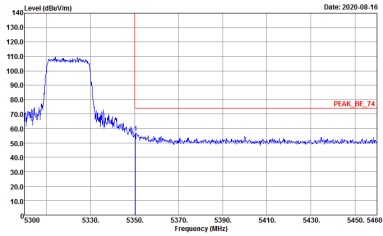
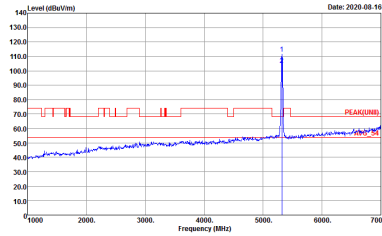
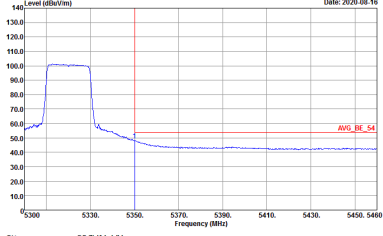


WIFI	Band 2 5250~5350MHz Band Edge @ 3m	
ANT	802.11ax HE20 Full CH60 5300MHz - L	
1+2	Vertical	Fundamental
Peak	 <p>Level (dBV/m) vs Frequency (MHz) plot showing a peak at approximately 5280 MHz. The y-axis ranges from 10.0 to 140.0 dBV/m, and the x-axis ranges from 5000 to 5340 MHz. A red vertical line is at 5280 MHz. Metadata: Date: 2020-08-20, Site: 03CH16-HY, Condition: PEAK_SE_74 3m 91200_1522 VERTICAL, RBW:1000.000KHz VBW:3000.000KHz SWT:Auto</p>	 <p>Level (dBV/m) vs Frequency (MHz) plot showing a peak at approximately 5280 MHz. The y-axis ranges from 10.0 to 140.0 dBV/m, and the x-axis ranges from 1000 to 7000 MHz. A red vertical line is at 5280 MHz. Metadata: Date: 2020-08-20, Site: 03CH16-HY, Condition: PEAK(FUN1) 3m 91200_1522 VERTICAL, RBW:1000.000KHz VBW:3000.000KHz SWT:Auto</p>
Avg.	 <p>Level (dBV/m) vs Frequency (MHz) plot showing a peak at approximately 5280 MHz. The y-axis ranges from 10.0 to 140.0 dBV/m, and the x-axis ranges from 5000 to 5340 MHz. A red vertical line is at 5280 MHz. Metadata: Date: 2020-08-20, Site: 03CH16-HY, Condition: AV6_BE_54 3m 91200_1522 VERTICAL, RBW:1000.000KHz VBW:1.000KHz SWT:Auto</p>	Left blank

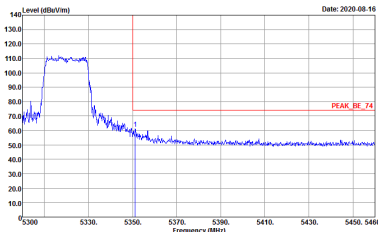
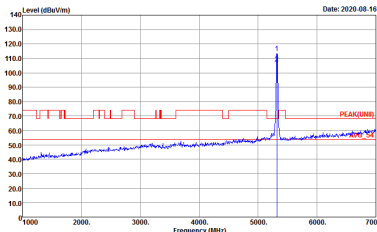
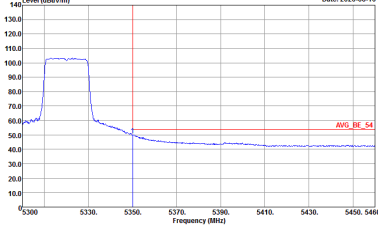


WIFI	Band 2 5250~5350MHz Band Edge @ 3m	
ANT	802.11ax HE20 Full CH60 5300MHz - R	
1+2	Vertical	Fundamental
Peak	 <p>Site : 03CH16-HY Condition : PEAK_BE_74 3m 91200_1522 VERTICAL : RBW:1000.000KHz VBW:3000.000KHz SWT:Auto</p>	Left blank
Avg.	 <p>Site : 03CH16-HY Condition : AVG_BE_54 3m 91200_1522 VERTICAL : RBW:1000.000KHz VBW:1000KHz SWT:Auto</p>	Left blank



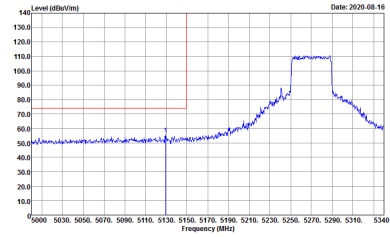
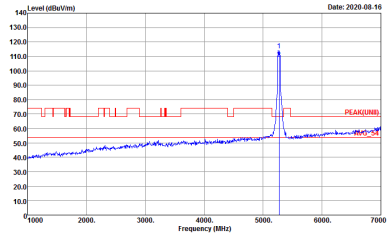
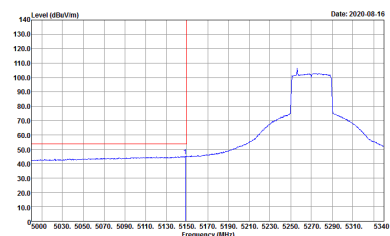
WIFI	Band 2 5250~5350MHz Band Edge @ 3m	
ANT	802.11ax HE20 Full CH64 5320MHz	
1+2	Horizontal	Fundamental
Peak	 <p>Site : 03CH16-HY Condition : PEAK_BE_74 3m 91200_1522 HORIZONTAL : RBW:1000.000KHz VBW:3000.000KHz SWT:Auto</p>	 <p>Site : 03CH16-HY Condition : PEAK(LINE) 3m 91200_1522 HORIZONTAL : RBW:1000.000KHz VBW:3000.000KHz SWT:Auto</p>
Avg.	 <p>Site : 03CH16-HY Condition : AVG_BE_54 3m 91200_1522 HORIZONTAL : RBW:1000.000KHz VBW:1000KHz SWT:Auto</p>	Left blank



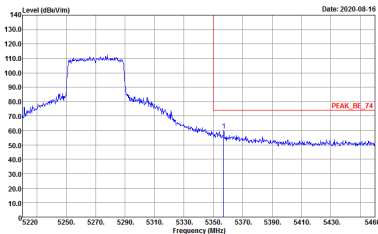
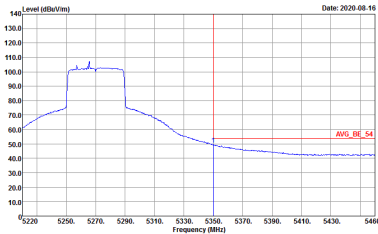
WIFI	Band 2 5250~5350MHz Band Edge @ 3m	
ANT	802.11ax HE20 Full CH64 5320MHz	
1+2	Vertical	Fundamental
Peak	 <p>Date: 2020-08-16</p> <p>Site : 03CH16-HY Condition : PEAK_BE_74 3m 91200_1522 VERTICAL : RBW:1000.000KHz VBW:3000.000KHz SWT:Auto</p>	 <p>Date: 2020-08-16</p> <p>Site : 03CH16-HY Condition : PEAK(FUN) 3m 91200_1522 VERTICAL : RBW:1000.000KHz VBW:3000.000KHz SWT:Auto</p>
Avg.	 <p>Date: 2020-08-16</p> <p>Site : 03CH16-HY Condition : AVG_BE_54 3m 91200_1522 VERTICAL : RBW:1000.000KHz VBW:1000KHz SWT:Auto</p>	Left blank



Band 2 - 5250~5350MHz
WIFI 802.11ax HE40 Full (Band Edge @ 3m)

WIFI	Band 2 5250~5350MHz Band Edge @ 3m	
ANT	802.11ax HE40 Full CH54 5270 - L	
1+2	Horizontal	Fundamental
Peak	 <p>Site : 03CH16-HY Condition : PEAK_BE_74 3m 91200_1522 HORIZONTAL : RBW:1000.000KHz VBW:3000.000KHz SWT:Auto</p>	 <p>Site : 03CH16-HY Condition : PEAK(UNII) 3m 91200_1522 HORIZONTAL : RBW:1000.000KHz VBW:3000.000KHz SWT:Auto</p>
Avg.	 <p>Site : 03CH16-HY Condition : AVG_BE_54 3m 91200_1522 HORIZONTAL : RBW:1000.000KHz VBW:1.000KHz SWT:Auto</p>	Left blank



WIFI	Band 2 5250~5350MHz Band Edge @ 3m	
ANT	802.11ax HE40 Full CH54 5270 - R	
1+2	Horizontal	Fundamental
<p>Peak</p>	 <p>Site : 03CH16-HY Condition : PEAK_BE_74 3m 91200_1522 HORIZONTAL RBW:1000.000kHz VBW:3000.000kHz SWF:Auto</p>	<p>Left blank</p>
<p>Avg.</p>	 <p>Site : 03CH16-HY Condition : AV6_BE_54 3m 91200_1522 HORIZONTAL RBW:1000.000kHz VBW:1000kHz SWT:Auto</p>	<p>Left blank</p>

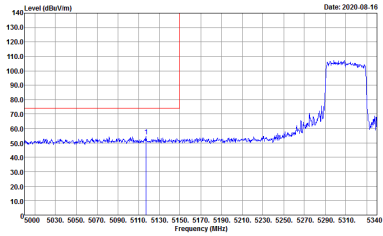
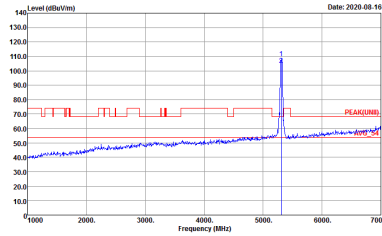
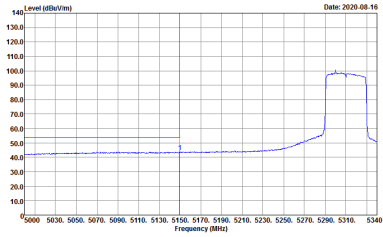


WIFI	Band 2 5250~5350MHz Band Edge @ 3m	
ANT	802.11ax HE40 Full CH54 5270 - L	
1+2	Vertical	Fundamental
Peak	<p>Site : 03CH16-HY Condition : PEAK_SE_74 3m 91200_1522 VERTICAL : RBW:1000.000KHz VBW:3000.000KHz SWT:Auto</p>	<p>Site : 03CH16-HY Condition : PEAK(FUND) 3m 91200_1522 VERTICAL : RBW:1000.000KHz VBW:3000.000KHz SWT:Auto</p>
Avg.	<p>Site : 03CH16-HY Condition : AV6_BE_54 3m 91200_1522 VERTICAL : RBW:1000.000KHz VBW:1000KHz SWT:Auto</p>	Left blank



WIFI	Band 2 5250~5350MHz Band Edge @ 3m	
ANT	802.11ax HE40 Full CH54 5270 - R	
1+2	Vertical	Fundamental
<p>Peak</p>	<p>Site : 03CH16-HY Condition : PEAK_BE_74 3m 91200_1522 VERTICAL : RBW:1000.000KHz VBW:3000.000KHz SWT:Auto</p>	<p>Left blank</p>
<p>Avg.</p>	<p>Site : 03CH16-HY Condition : AVG_BE_54 3m 91200_1522 VERTICAL : RBW:1000.000KHz VBW:1000KHz SWT:Auto</p>	<p>Left blank</p>

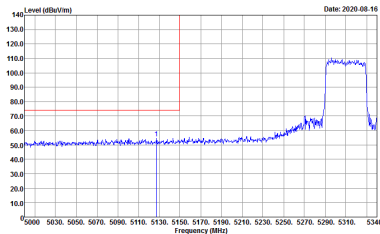
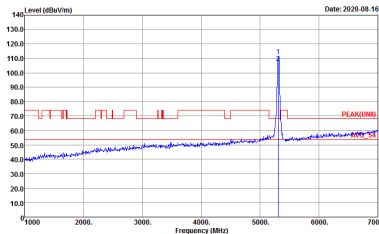
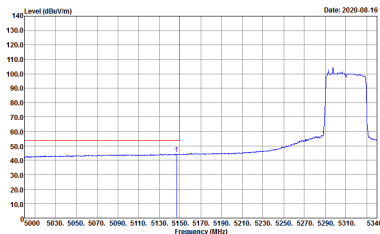


WIFI	Band 2 5250~5350MHz Band Edge @ 3m	
ANT	802.11ax HE40 Full CH62 5310 - L	
1+2	Horizontal	Fundamental
Peak	 <p>Site : 03CH16-HY Condition : PEAK_SE_74 3m 91200_1522 HORIZONTAL : RBW:1000.000KHz VBW:3000.000KHz SWT:Auto</p>	 <p>Site : 03CH16-HY Condition : PEAK(FUND) 3m 91200_1522 HORIZONTAL : RBW:1000.000KHz VBW:3000.000KHz SWT:Auto</p>
Avg.	 <p>Site : 03CH16-HY Condition : AV6_BE_54 3m 91200_1522 HORIZONTAL : RBW:1000.000KHz VBW:1000KHz SWT:Auto</p>	Left blank



WIFI	Band 2 5250~5350MHz Band Edge @ 3m	
ANT	802.11ax HE40 Full CH62 5310 - R	
1+2	Horizontal	Fundamental
<p>Peak</p>	<p>Site : 03CH16-HY Condition : PEAK_BE_74 3m 91200_1522 HORIZONTAL : RBW:1000.000KHz VBW:3000.000KHz SWF:Auto</p>	<p>Left blank</p>
<p>Avg.</p>	<p>Site : 03CH16-HY Condition : AVG_BE_54 3m 91200_1522 HORIZONTAL : RBW:1000.000KHz VBW:1000KHz SWT:Auto</p>	<p>Left blank</p>



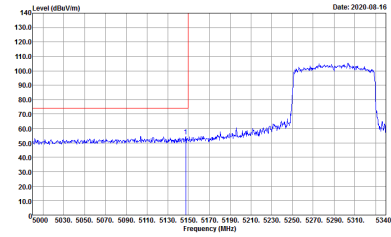
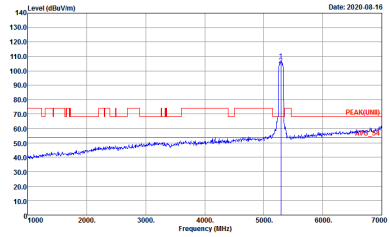
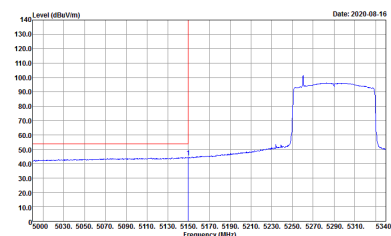
WIFI	Band 2 5250~5350MHz Band Edge @ 3m	
ANT	802.11ax HE40 Full CH62 5310 - L	
1+2	Vertical	Fundamental
Peak	 <p>Level (dBuV/m) vs Frequency (MHz) plot showing a peak at 5310 MHz. The y-axis ranges from 10.0 to 140.0 dBuV/m, and the x-axis ranges from 5000 to 5340 MHz. A red vertical line marks the peak at 5310 MHz. The plot shows a blue signal line with a sharp peak at 5310 MHz and a red horizontal line at approximately 70 dBuV/m.</p> <p>Site : 03CH16-HY Condition : PEAK_SE_74 3m 91200_1522 VERTICAL : RBW:1000.000KHz VBW:3000.000KHz SWT:Auto</p>	 <p>Level (dBuV/m) vs Frequency (MHz) plot showing a peak at 5310 MHz. The y-axis ranges from 10.0 to 140.0 dBuV/m, and the x-axis ranges from 1000 to 7000 MHz. A red vertical line marks the peak at 5310 MHz. The plot shows a blue signal line with a sharp peak at 5310 MHz and a red horizontal line at approximately 70 dBuV/m.</p> <p>Site : 03CH16-HY Condition : PEAK(FUN1) 3m 91200_1522 VERTICAL : RBW:1000.000KHz VBW:3000.000KHz SWT:Auto</p>
Avg.	 <p>Level (dBuV/m) vs Frequency (MHz) plot showing a peak at 5310 MHz. The y-axis ranges from 10.0 to 140.0 dBuV/m, and the x-axis ranges from 5000 to 5340 MHz. A red vertical line marks the peak at 5310 MHz. The plot shows a blue signal line with a sharp peak at 5310 MHz and a red horizontal line at approximately 70 dBuV/m.</p> <p>Site : 03CH16-HY Condition : AV6_BE_54 3m 91200_1522 VERTICAL : RBW:1000.000KHz VBW:1000KHz SWT:Auto</p>	Left blank



WIFI	Band 2 5250~5350MHz Band Edge @ 3m	
ANT	802.11ax HE40 Full CH62 5310 - R	
1+2	Vertical	Fundamental
<p>Peak</p>	<p>Site : 03CH16-HY Condition : PEAK_BE_74 3m 91200_1522 VERTICAL : RBW:1000.000KHz VBW:3000.000KHz SWT:Auto</p>	<p>Left blank</p>
<p>Avg.</p>	<p>Site : 03CH16-HY Condition : AVG_BE_54 3m 91200_1522 VERTICAL : RBW:1000.000KHz VBW:1000KHz SWT:Auto</p>	<p>Left blank</p>



Band 2 5250~5350MHz
WIFI 802.11ax HE80 Full (Band Edge @ 3m)

WIFI	Band 2 5250~5350MHz Band Edge @ 3m	
ANT	802.11ax HE80 Full CH58 5290MHz - L	
1+2	Horizontal	Fundamental
Peak	 <p>Site : 03CH16-HY Condition : PEAK_BE_74 3m 91200_1522 HORIZONTAL : RBW:1000.000KHz VBW:3000.000KHz SWT:Auto</p>	 <p>Site : 03CH16-HY Condition : PEAK(UNIT) 3m 91200_1522 HORIZONTAL : RBW:1000.000KHz VBW:3000.000KHz SWT:Auto</p>
Avg.	 <p>Site : 03CH16-HY Condition : AVG_BE_54 3m 91200_1522 HORIZONTAL : RBW:1000.000KHz VBW:1000KHz SWT:Auto</p>	Left blank

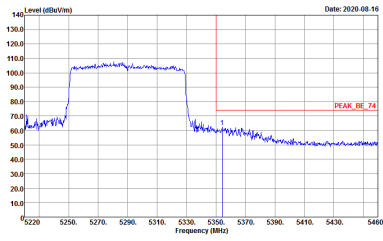
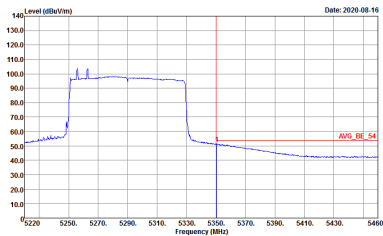


WIFI	Band 2 5250~5350MHz Band Edge @ 3m	
ANT	802.11ax HE80 Full CH58 5290MHz - R	
1+2	Horizontal	Fundamental
<p>Peak</p>	<p>Site : 03CH16-HY Condition : PEAK_BE_74 3m 91200_1522 HORIZONTAL : RBW:1000.000kHz VBW:3000.000kHz SWT:Auto</p>	<p>Left blank</p>
<p>Avg.</p>	<p>Site : 03CH16-HY Condition : AVG_BE_54 3m 91200_1522 HORIZONTAL : RBW:1000.000kHz VBW:1000kHz SWT:Auto</p>	<p>Left blank</p>



WIFI	Band 2 5250~5350MHz Band Edge @ 3m	
ANT	802.11ax HE80 Full CH58 5290MHz - L	
1+2	Vertical	Fundamental
Peak	<p>Site : 03CH16-HY Condition : PEAK_5E_74 3m 91200_1522 VERTICAL : RBW:1000.000kHz VBW:3000.000kHz SWT:Auto</p>	<p>Site : 03CH16-HY Condition : PEAK(FUND) 3m 91200_1522 VERTICAL : RBW:1000.000kHz VBW:3000.000kHz SWT:Auto</p>
Avg.	<p>Site : 03CH16-HY Condition : AV6_BE_54 3m 91200_1522 VERTICAL : RBW:1000.000kHz VBW:1000kHz SWT:Auto</p>	Left blank



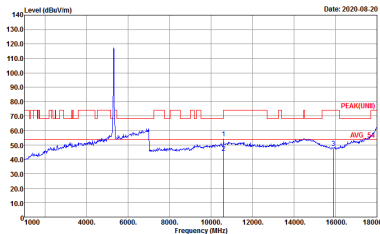
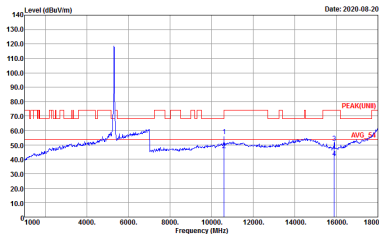
WIFI	Band 2 5250~5350MHz Band Edge @ 3m	
ANT	802.11ax HE80 Full CH58 5290MHz - R	
1+2	Vertical	Fundamental
Peak	 <p>Level (dBm/100kHz) vs Frequency (MHz)</p> <p>Site : 03CH16-HY Condition : PEAK_BE_74 3m 91200_1522 VERTICAL RBW:1000.000kHz VBW:3000.000kHz SWF:Auto</p>	Left blank
Avg.	 <p>Level (dBm/100kHz) vs Frequency (MHz)</p> <p>Site : 03CH16-HY Condition : AVG_BE_54 3m 91200_1522 VERTICAL RBW:1000.000kHz VBW:1000kHz SWF:Auto</p>	Left blank



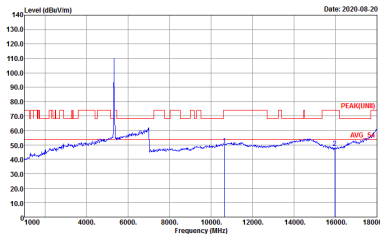
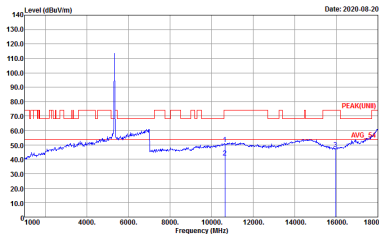
Band 2 - 5250~5350MHz
WIFI 802.11ax HE20 Full (Harmonic @ 3m)

WIFI	Band 2 5250~5350MHz Harmonic @ 3m	
ANT	802.11ax HE20 Full CH52 5260MHz	
1+2	Horizontal	Vertical
Peak Avg.	<p>Site : 03CH16-HY Condition : PEAK(UNIT) 3m 91200_1522 HORIZONTAL Detector : Peak</p>	<p>Site : 03CH16-HY Condition : PEAK(UNIT) 3m 91200_1522 VERTICAL Detector : Peak</p>



WIFI	Band 2 5250~5350MHz Harmonic @ 3m	
ANT	802.11ax HE20 Full CH60 5300MHz	
1+2	Horizontal	Vertical
<p>Peak</p> <p>Avg.</p>	 <p>Site : 03CH16-HY Condition : PEAK(UNIT) 3m 91200_1522 HORIZONTAL Detector : Peak</p>	 <p>Site : 03CH16-HY Condition : PEAK(UNIT) 3m 91200_1522 VERTICAL Detector : Peak</p>



WIFI	Band 2 5250~5350MHz Harmonic @ 3m	
ANT	802.11ax HE20 Full CH64 5320MHz	
1+2	Horizontal	Vertical
<p>Peak</p> <p>Avg.</p>	 <p>Site : 03CH16-HY Condition : PEAK(UNIT) 3m 91200_1522 HORIZONTAL Detector : Peak</p>	 <p>Site : 03CH16-HY Condition : PEAK(UNIT) 3m 91200_1522 VERTICAL Detector : Peak</p>



Band 2 - 5250~5350MHz
WIFI 802.11ax HE40 Full (Harmonic @ 3m)

WIFI	Band 2 5250~5350MHz Harmonic @ 3m	
ANT	802.11ax HE40 Full CH54 5270	
1+2	Horizontal	Vertical
Peak Avg.	<p>Site : 03CH16-HY Condition : PEAK(UNII) 3m 9120D_1522 HORIZONTAL Detector : Peak</p>	<p>Site : 03CH16-HY Condition : PEAK(UNII) 3m 9120D_1522 VERTICAL Detector : Peak</p>



WIFI	Band 2 5250~5350MHz Harmonic @ 3m	
ANT	802.11ax HE40 Full CH62 5310	
1+2	Horizontal	Vertical
Peak Avg.	<p>Site : 03CH16-HY Condition : PEAK(UNIT) 3m 91200_1522 HORIZONTAL Detector : Peak</p>	<p>Site : 03CH16-HY Condition : PEAK(UNIT) 3m 91200_1522 VERTICAL Detector : Peak</p>

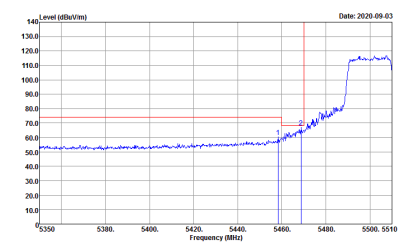
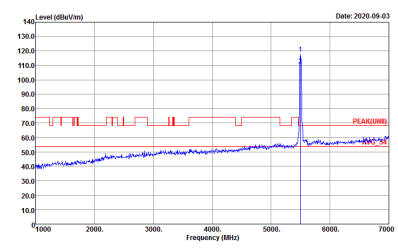
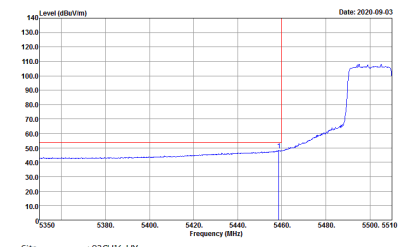


**Band 2 5250~5350MHz
WIFI 802.11ax HE80 Full (Harmonic @ 3m)**

WIFI	Band 2 5250~5350MHz Harmonic @ 3m	
ANT	802.11ax HE80 Full CH58 5290MHz	
1+2	Horizontal	Vertical
Peak Avg.	<p>Site : 03CH16-HY Condition : PEAK(UNII) 3m 91200_1522 HORIZONTAL Detector : Peak</p>	<p>Site : 03CH16-HY Condition : PEAK(UNII) 3m 91200_1522 VERTICAL Detector : Peak</p>



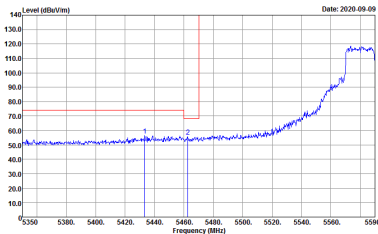
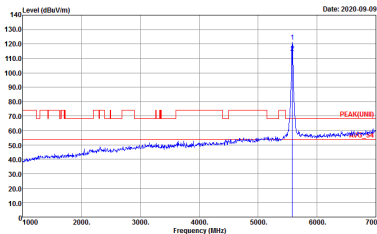
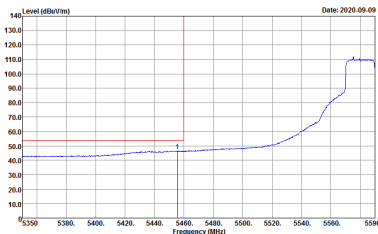
Band 3 - 5470~5725MHz
WIFI 802.11ax HE20 Full (Band Edge @ 3m)

WIFI	Band 3 5470~5725MHz Band Edge @ 3m	
ANT	802.11ax HE20 Full CH100 5500MHz	
1+2	Horizontal	Fundamental
Peak	 <p>Site : 03CH16-HY Condition : PEAK_BE(UNIT)_B3 3m 91200_1522 HORIZONTAL : RBW:1000.000kHz VBW:3000.000kHz SWT:Auto</p>	 <p>Site : 03CH16-HY Condition : PEAK(UNIT) 3m 91200_1522 HORIZONTAL : RBW:1000.000kHz VBW:3000.000kHz SWT:Auto</p>
Avg.	 <p>Site : 03CH16-HY Condition : AVG_BE(UNIT)_B3 3m 91200_1522 HORIZONTAL : RBW:1000.000kHz VBW:10000kHz SWT:Auto</p>	Left blank



WIFI	Band 3 5470~5725MHz Band Edge @ 3m	
ANT	802.11ax HE20 Full CH100 5500MHz	
1+2	Vertical	Fundamental
Peak	<p>Site : 03CH16-HY Condition : PEAK_BE(UNIT)_B3 3m 91200_1522 VERTICAL : RBW:1000.000KHz VBW:3000.000KHz SWT:Auto</p>	<p>Site : 03CH16-HY Condition : PEAK(UNIT)_B3 3m 91200_1522 VERTICAL : RBW:1000.000KHz VBW:3000.000KHz SWT:Auto</p>
Avg.	<p>Site : 03CH16-HY Condition : AV6_BE(UNIT)_B3 3m 91200_1522 VERTICAL : RBW:1000.000KHz VBW:1.000KHz SWT:Auto</p>	Left blank

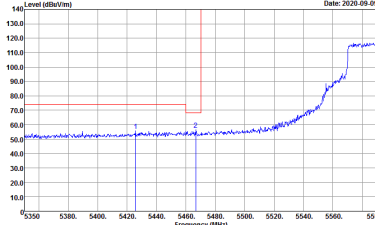
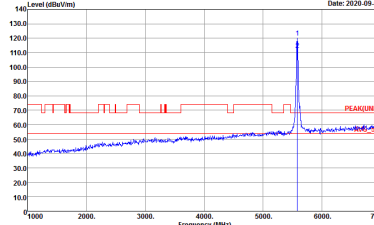
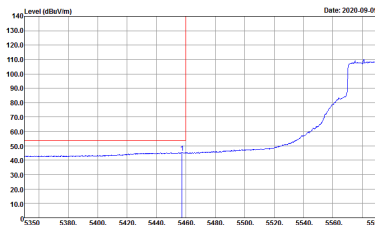


WIFI	Band 3 5470~5725MHz Band Edge @ 3m	
ANT	802.11ax HE20 Full CH116 5580MHz - L	
1+2	Horizontal	Fundamental
<p>Peak</p>	 <p>Level (dBuV/m) vs Frequency (MHz) plot. The y-axis ranges from 10.0 to 140.0 dBuV/m, and the x-axis ranges from 5350 to 5580 MHz. A red vertical line is at 5470 MHz. The plot shows a rising signal level starting around 5450 MHz, reaching approximately 115 dBuV/m at 5580 MHz.</p> <p>Site : 03CH16-HY Condition : PEAK_BE(UNIT)_B3 3m 91200_1522 HORIZONTAL : RBW:1000.000KHz VBW:3000.000KHz SWT:Auto</p>	 <p>Level (dBuV/m) vs Frequency (MHz) plot. The y-axis ranges from 10.0 to 140.0 dBuV/m, and the x-axis ranges from 1000 to 7000 MHz. A red vertical line is at 5470 MHz. A sharp peak is visible at approximately 5580 MHz, reaching about 115 dBuV/m.</p> <p>Site : 03CH16-HY Condition : PEAK(UNIT) 3m 91200_1522 HORIZONTAL : RBW:1000.000KHz VBW:3000.000KHz SWT:Auto</p>
<p>Avg.</p>	 <p>Level (dBuV/m) vs Frequency (MHz) plot. The y-axis ranges from 10.0 to 140.0 dBuV/m, and the x-axis ranges from 5350 to 5580 MHz. A red vertical line is at 5470 MHz. The plot shows a rising signal level starting around 5450 MHz, reaching approximately 115 dBuV/m at 5580 MHz.</p> <p>Site : 03CH16-HY Condition : AV6_BE(UNIT)_B3 3m 91200_1522 HORIZONTAL : RBW:1000.000KHz VBW:1.000KHz SWT:Auto</p>	<p>Left blank</p>



WIFI	Band 3 5470~5725MHz Band Edge @ 3m	
ANT	802.11ax HE20 Full CH116 5580MHz - R	
1+2	Horizontal	Fundamental
Peak		Left blank

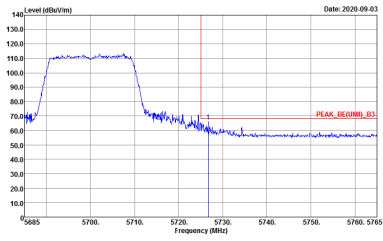
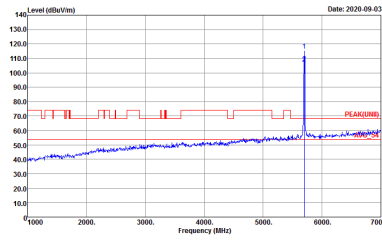


WIFI	Band 3 5470~5725MHz Band Edge @ 3m	
ANT	802.11ax HE20 Full CH116 5580MHz - L	
1+2	Vertical	Fundamental
Peak	 <p>Site : 03CH16-HY Condition : PEAK_BE(UNII)_B3 3m 91200_1522 VERTICAL RBW:1000.000KHz VBW:3000.000KHz SWT:Auto Detector : Peak Project : 031701</p>	 <p>Site : 03CH16-HY Condition : PEAK(UNII) 3m 91200_1522 VERTICAL RBW:1000.000KHz VBW:3000.000KHz SWT:Auto Detector : Peak Project : 031701</p>
Avg.	 <p>Site : 03CH16-HY Condition : AVG_BE(UNII)_B3 3m 91200_1522 VERTICAL RBW:1000.000KHz VBW:1000KHz SWT:Auto Detector : Peak Project : 031701</p>	Left blank



WIFI	Band 3 5470~5725MHz Band Edge @ 3m	
ANT	802.11ax HE20 Full CH116 5580MHz - R	
1+2	Vertical	Fundamental
Peak	<p>Site : 03CH16-HY Condition : PEAK_BE(UNIT)_B3 3m 91200_1522 VERTICAL RBW:1000.000KHz VBW:3000.000KHz SWF:Auto Detector : Peak Project : 031701</p>	Left blank



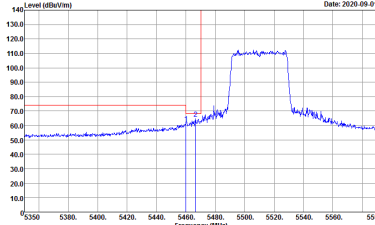
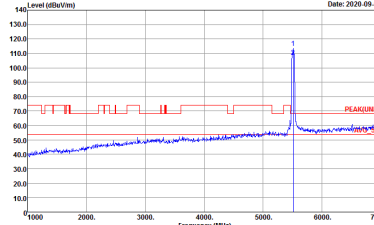
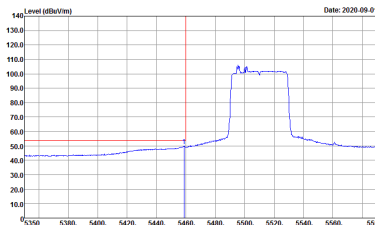
WIFI	Band 3 5470~5725MHz Band Edge @ 3m	
ANT	802.11ax HE20 Full CH140 5700MHz	
1+2	Horizontal	Fundamental
Peak	 <p>Site : 03CH16-HY Condition : PEAK_SE[UNIT]_B3 3m 91200_1522 HORIZONTAL : RBW:1000.000KHz VBW:3000.000KHz SWT:Auto</p>	 <p>Site : 03CH16-HY Condition : PEAK[UNIT] 3m 91200_1522 HORIZONTAL : RBW:1000.000KHz VBW:3000.000KHz SWT:Auto</p>



WIFI	Band 3 5470~5725MHz Band Edge @ 3m	
ANT	802.11ax HE20 Full CH140 5700MHz	
1+2	Vertical	Fundamental
Peak	<p>Site : 03CH16-HY Condition : PEAK_SE[UNIT1]_B3 3m 91200_1522 VERTICAL : RBW:1000.000KHz VBW:3000.000KHz SWT:Auto</p>	<p>Site : 03CH16-HY Condition : PEAK[UNIT1] 3m 91200_1522 VERTICAL : RBW:1000.000KHz VBW:3000.000KHz SWT:Auto</p>



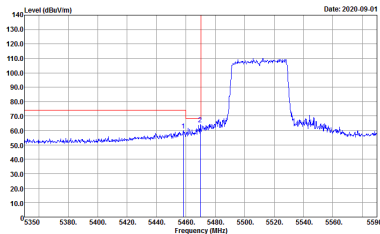
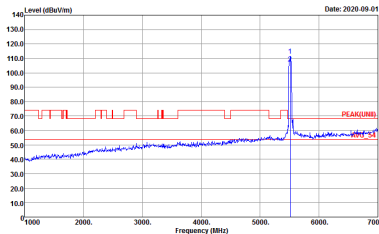
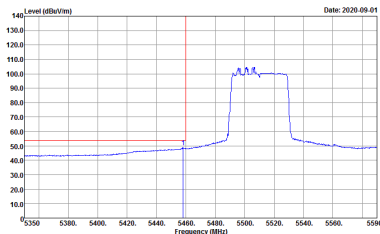
Band 3 - 5470~5725MHz
WIFI 802.11ax HE40 Full (Band Edge @ 3m)

WIFI	Band 3 5470~5725MHz Band Edge @ 3m	
ANT	802.11ax HE40 Full CH102 5510MHz - L	
1+2	Horizontal	Fundamental
Peak	 <p>Date: 2020-09-01</p> <p>Site : 03CH16-HY Condition : PEAK_BE(UNIT)_B3 3m 91200_1522 HORIZONTAL : RBW:1000.000KHz VBW:3000.000KHz SWT:Auto</p>	 <p>Date: 2020-09-01</p> <p>Site : 03CH16-HY Condition : PEAK(UNIT) 3m 91200_1522 HORIZONTAL : RBW:1000.000KHz VBW:3000.000KHz SWT:Auto</p>
Avg.	 <p>Date: 2020-09-01</p> <p>Site : 03CH16-HY Condition : AVG_BE(UNIT)_B3 3m 91200_1522 HORIZONTAL : RBW:1000.000KHz VBW:1.000KHz SWT:Auto</p>	Left blank

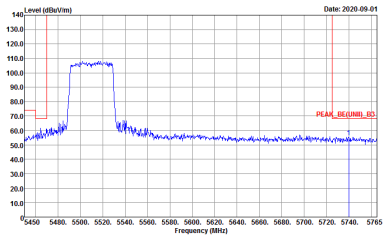


WIFI	Band 3 5470~5725MHz Band Edge @ 3m	
ANT	802.11ax HE40 Full CH102 5510MHz - R	
1+2	Horizontal	Fundamental
Peak		Left blank

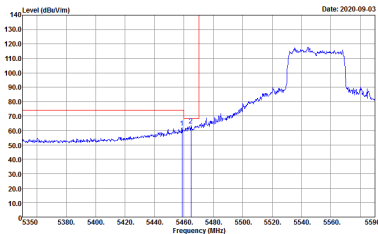
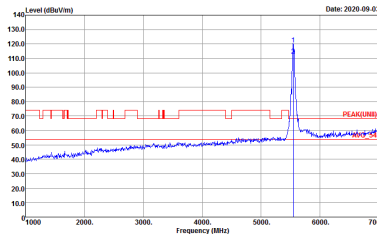
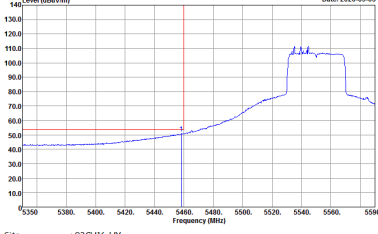


WIFI	Band 3 5470~5725MHz Band Edge @ 3m	
ANT	802.11ax HE40 Full CH102 5510MHz - L	
1+2	Vertical	Fundamental
Peak	 <p>Date: 2020-09-01</p> <p>Site : 03CH16-HY Condition : PEAK_BE(UNIT)_B3 3m 91200_1522 VERTICAL : RBW:1000.000KHz VBW:3000.000KHz SWT:Auto</p>	 <p>Date: 2020-09-01</p> <p>Site : 03CH16-HY Condition : PEAK(UNIT) 3m 91200_1522 VERTICAL : RBW:1000.000KHz VBW:3000.000KHz SWT:Auto</p>
Avg.	 <p>Date: 2020-09-01</p> <p>Site : 03CH16-HY Condition : AV6_BE(UNIT)_B3 3m 91200_1522 VERTICAL : RBW:1000.000KHz VBW:1.000KHz SWT:Auto</p>	Left blank



WIFI	Band 3 5470~5725MHz Band Edge @ 3m	
ANT	802.11ax HE40 Full CH102 5510MHz - R	
1+2	Vertical	Fundamental
Peak	 <p>Site : 03CH16-HY Condition : PEAK_06(UNIT)_B3 3m 91200_1522 VERTICAL : RBW:1000.000kHz VBW:3000.000kHz SWF:Auto</p>	Left blank



WIFI	Band 3 5470~5725MHz Band Edge @ 3m	
ANT	802.11ax HE40 Full CH110 5550MHz - L	
1+2	Horizontal	Fundamental
<p>Peak</p>	 <p>Level (dBuV/m) vs Frequency (MHz) plot showing a peak at approximately 5550 MHz. The y-axis ranges from 10.0 to 140.0 dBuV/m, and the x-axis ranges from 5350 to 5580 MHz. A red vertical line marks the peak frequency.</p> <p>Site : 03CH16-HY Condition : PEAK_BE(UNIT)_B3 3m 91200_1522 HORIZONTAL : RBW:1000.000KHz VBW:3000.000KHz SWT:Auto</p>	 <p>Level (dBuV/m) vs Frequency (MHz) plot showing a peak at approximately 5550 MHz. The y-axis ranges from 10.0 to 140.0 dBuV/m, and the x-axis ranges from 1000 to 7000 MHz. A red vertical line marks the peak frequency.</p> <p>Site : 03CH16-HY Condition : PEAK(UNIT)_B3 3m 91200_1522 HORIZONTAL : RBW:1000.000KHz VBW:3000.000KHz SWT:Auto</p>
<p>Avg.</p>	 <p>Level (dBuV/m) vs Frequency (MHz) plot showing an average signal at approximately 5550 MHz. The y-axis ranges from 10.0 to 140.0 dBuV/m, and the x-axis ranges from 5350 to 5580 MHz. A red vertical line marks the peak frequency.</p> <p>Site : 03CH16-HY Condition : AV6_BE(UNIT)_B3 3m 91200_1522 HORIZONTAL : RBW:1000.000KHz VBW:1.000KHz SWT:Auto</p>	<p>Left blank</p>

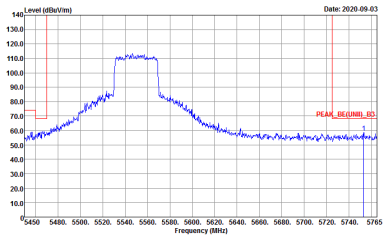


WIFI	Band 3 5470~5725MHz Band Edge @ 3m	
ANT	802.11ax HE40 Full CH110 5550MHz - R	
1+2	Horizontal	Fundamental
Peak	<p>Site : 03CH16-HY Condition : PEAK_SEQUENCE_03 3m 91200_1522 HORIZONTAL : RBW:1000.000kHz VBW:3000.000kHz SWF:Auto</p>	Left blank

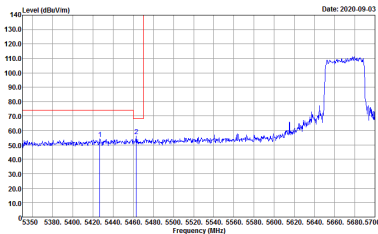
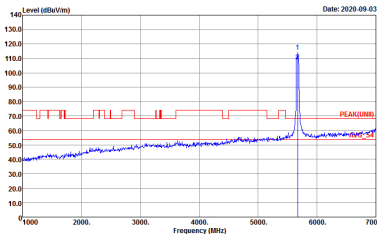
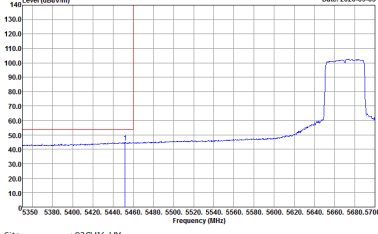


WIFI	Band 3 5470~5725MHz Band Edge @ 3m	
ANT	802.11ax HE40 Full CH110 5550MHz - L	
1+2	Vertical	Fundamental
Peak	<p>Site : 03CH16-HY Condition : PEAK_BE(UNIT)_B3 3m 91200_1522 VERTICAL : RBW:1000.000KHz VBW:3000.000KHz SWT:Auto</p>	<p>Site : 03CH16-HY Condition : PEAK(UNIT) 3m 91200_1522 VERTICAL : RBW:1000.000KHz VBW:3000.000KHz SWT:Auto</p>
Avg.	<p>Site : 03CH16-HY Condition : AV6_BE(UNIT)_B3 3m 91200_1522 VERTICAL : RBW:1000.000KHz VBW:1.000KHz SWT:Auto</p>	Left blank



WIFI	Band 3 5470~5725MHz Band Edge @ 3m	
ANT	802.11ax HE40 Full CH110 5550MHz - R	
1+2	Vertical	Fundamental
Peak	 <p>Site : 03CH16-HY Condition : PEAK_SE[UNIT]_B3 3m 91200_1522 VERTICAL RBW:1000.000kHz VBW:3000.000kHz SWF:Auto</p>	Left blank

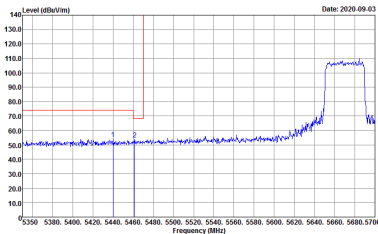
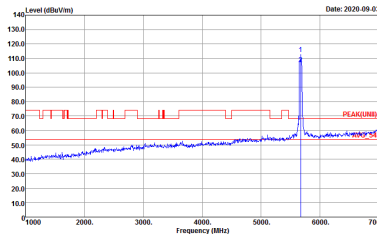
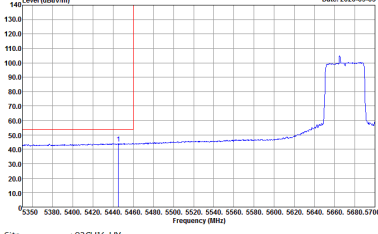


WIFI	Band 3 5470~5725MHz Band Edge @ 3m	
ANT	802.11ax HE40 Full CH134 5670MHz - L	
1+2	Horizontal	Fundamental
Peak	 <p>Date: 2020-09-03</p> <p>Site : 03CH16-HY Condition : PEAK_BE(UNIT)_B3 3m 91200_1522 HORIZONTAL : RBW:1000.000KHz VBW:3000.000KHz SWT:Auto</p>	 <p>Date: 2020-09-03</p> <p>Site : 03CH16-HY Condition : PEAK(UNIT) 3m 91200_1522 HORIZONTAL : RBW:1000.000KHz VBW:3000.000KHz SWT:Auto</p>
Avg.	 <p>Date: 2020-09-03</p> <p>Site : 03CH16-HY Condition : AV6_BE(UNIT)_B3 3m 91200_1522 HORIZONTAL : RBW:1000.000KHz VBW:1.000KHz SWT:Auto</p>	Left blank

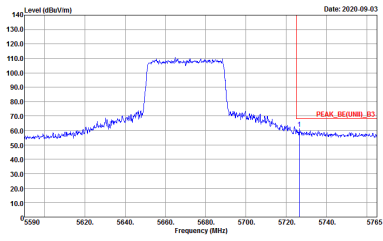


WIFI	Band 3 5470~5725MHz Band Edge @ 3m	
ANT	802.11ax HE40 Full CH134 5670MHz - R	
1+2	Horizontal	Fundamental
Peak		Left blank



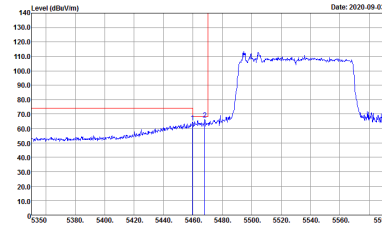
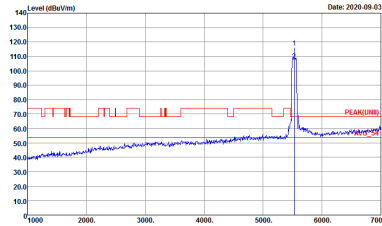
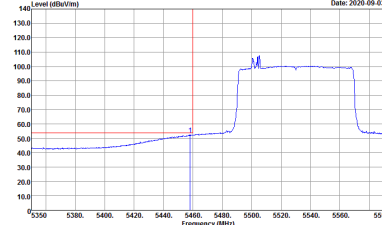
WIFI	Band 3 5470~5725MHz Band Edge @ 3m	
ANT	802.11ax HE40 Full CH134 5670MHz - L	
1+2	Vertical	Fundamental
Peak	 <p>Level (dBm/1m) vs Frequency (MHz) plot. Date: 2020-09-03. The plot shows a signal level rising from approximately 50 dBm/1m at 5470 MHz to about 110 dBm/1m at 5670 MHz, then dropping. A red vertical line is at 5470 MHz. Below the plot, the following text is present: Site : 03CH16-HY Condition : PEAK_BE(UNIT)_B3 3m 91200_1522 VERTICAL : RBW:1000.000KHz VBW:3000.000KHz SWT:Auto</p>	 <p>Level (dBm/1m) vs Frequency (MHz) plot. Date: 2020-09-03. The plot shows a signal level rising from approximately 50 dBm/1m at 5470 MHz to about 110 dBm/1m at 5670 MHz, then dropping. A red vertical line is at 5470 MHz. Below the plot, the following text is present: Site : 03CH16-HY Condition : PEAK(UNIT)_B3 3m 91200_1522 VERTICAL : RBW:1000.000KHz VBW:3000.000KHz SWT:Auto</p>
Avg.	 <p>Level (dBm/1m) vs Frequency (MHz) plot. Date: 2020-09-03. The plot shows a signal level rising from approximately 50 dBm/1m at 5470 MHz to about 110 dBm/1m at 5670 MHz, then dropping. A red vertical line is at 5470 MHz. Below the plot, the following text is present: Site : 03CH16-HY Condition : AV6_BE(UNIT)_B3 3m 91200_1522 VERTICAL : RBW:1000.000KHz VBW:1.000KHz SWT:Auto</p>	Left blank



WIFI	Band 3 5470~5725MHz Band Edge @ 3m	
ANT	802.11ax HE40 Full CH134 5670MHz - R	
1+2	Vertical	Fundamental
Peak	 <p>Site : 03CH16-HY Condition : PEAK_SE(UNIT)_B3 3m 91200_1522 VERTICAL RBW:1000.000kHz VBW:3000.000kHz SWF:Auto</p>	Left blank



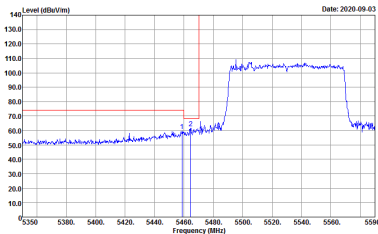
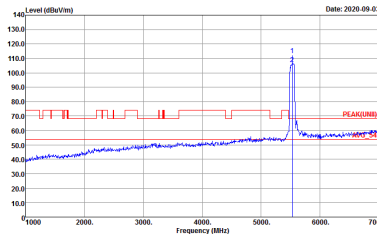
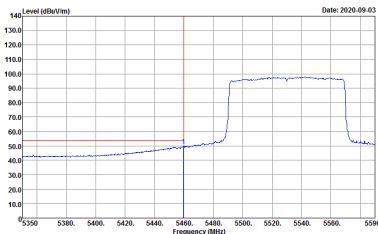
Band 3 5470~5725MHz
WIFI 802.11ax HE80 Full (Band Edge @ 3m)

WIFI	Band 3 5470~5725MHz Band Edge @ 3m	
ANT	802.11ax HE80 Full CH106 5530MHz - L	
1+2	Horizontal	Fundamental
Peak	 <p>Site : 03CH16-HY Condition : PEAK_BE(UNII)_B3 3m 91200_1522 HORIZONTAL : RBW:1000.000KHz VBW:3000.000KHz SWT:Auto</p>	 <p>Site : 03CH16-HY Condition : PEAK(UNII) 3m 91200_1522 HORIZONTAL : RBW:1000.000KHz VBW:3000.000KHz SWT:Auto</p>
Avg.	 <p>Site : 03CH16-HY Condition : AVG_BE(UNII)_B3 3m 91200_1522 HORIZONTAL : RBW:1000.000KHz VBW:1.000KHz SWT:Auto</p>	Left blank

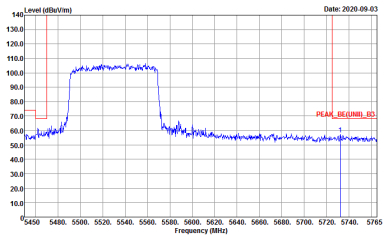


WIFI	Band 3 5470~5725MHz Band Edge @ 3m	
ANT	802.11ax HE80 Full CH106 5530MHz - R	
1+2	Horizontal	Fundamental
Peak	<p>Site : 03CH16-HY Condition : PEAK_SE[UNIT1]_B3 3m 91200_1522 HORIZONTAL RBW:1000.000kHz VBW:3000.000kHz SWF:Auto</p>	Left blank

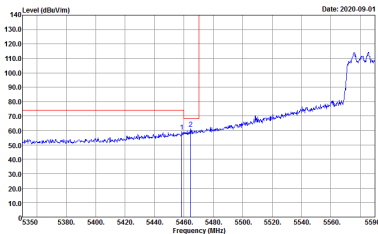
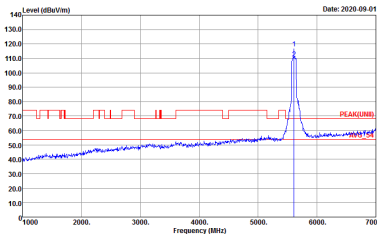
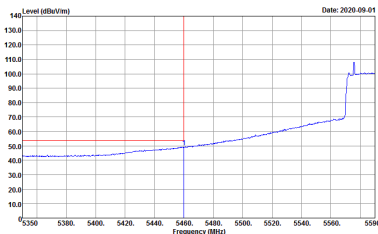


WIFI	Band 3 5470~5725MHz Band Edge @ 3m	
ANT	802.11ax HE80 Full CH106 5530MHz - L	
1+2	Vertical	Fundamental
Peak	 <p>Date: 2020-09-03</p> <p>Site : 03CH16-HY Condition : PEAK_BE(UNIT)_B3 3m 91200_1522 VERTICAL : RBW:1000.000KHz VBW:3000.000KHz SWT:Auto</p>	 <p>Date: 2020-09-03</p> <p>Site : 03CH16-HY Condition : PEAK(UNIT)_B3 3m 91200_1522 VERTICAL : RBW:1000.000KHz VBW:3000.000KHz SWT:Auto</p>
Avg.	 <p>Date: 2020-09-03</p> <p>Site : 03CH16-HY Condition : AV6_BE(UNIT)_B3 3m 91200_1522 VERTICAL : RBW:1000.000KHz VBW:1.000KHz SWT:Auto</p>	Left blank

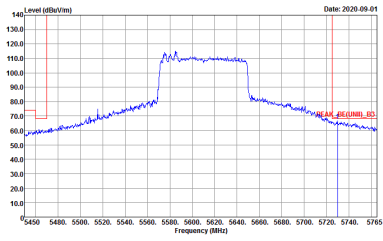


WIFI	Band 3 5470~5725MHz Band Edge @ 3m	
ANT	802.11ax HE80 Full CH106 5530MHz - R	
1+2	Vertical	Fundamental
Peak	 <p>Site : 03CH16-HY Condition : PEAK_SE[UNIT1]_B3 3m 91200_1522 VERTICAL RBW:1000.000kHz VBW:3000.000kHz SWF:Auto</p>	Left blank



WIFI	Band 3 5470~5725MHz Band Edge @ 3m	
ANT	802.11ax HE80 Full CH122 5610MHz - L	
1+2	Horizontal	Fundamental
Peak	 <p>Level (dBuV/m) vs Frequency (MHz) plot for Horizontal. The y-axis ranges from 10.0 to 140.0 dBuV/m, and the x-axis ranges from 5350 to 5580 MHz. A sharp peak is visible at approximately 5470 MHz, reaching a level of about 130 dBuV/m. A red vertical line marks the peak frequency. Below the plot, the following text is present: Site : 03CH16-HY Condition : PEAK_BE(UNIT)_B3 3m 91200_1522 HORIZONTAL : RBW:1000.000KHz VBW:3000.000KHz SWT:Auto</p>	 <p>Level (dBuV/m) vs Frequency (MHz) plot for Fundamental. The y-axis ranges from 10.0 to 140.0 dBuV/m, and the x-axis ranges from 1000 to 7000 MHz. A sharp peak is visible at approximately 5610 MHz, reaching a level of about 130 dBuV/m. A red vertical line marks the peak frequency. Below the plot, the following text is present: Site : 03CH16-HY Condition : PEAK(UNIT)_3m 91200_1522 HORIZONTAL : RBW:1000.000KHz VBW:3000.000KHz SWT:Auto</p>
Avg.	 <p>Level (dBuV/m) vs Frequency (MHz) plot for Horizontal. The y-axis ranges from 10.0 to 140.0 dBuV/m, and the x-axis ranges from 5350 to 5580 MHz. The plot shows a relatively flat baseline with a slight upward trend, reaching about 70 dBuV/m at 5580 MHz. A red vertical line is present at 5470 MHz. Below the plot, the following text is present: Site : 03CH16-HY Condition : AV6_BE(UNIT)_B3 3m 91200_1522 HORIZONTAL : RBW:1000.000KHz VBW:1.000KHz SWT:Auto</p>	Left blank

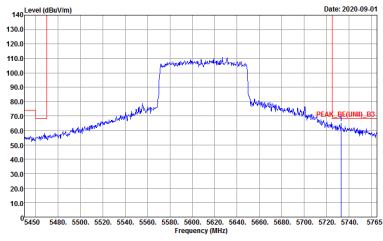


WIFI	Band 3 5470~5725MHz Band Edge @ 3m	
ANT	802.11ax HE80 Full CH122 5610MHz - R	
1+2	Horizontal	Fundamental
Peak	 <p>Site : 03CH16-HY Condition : PEAK_SE(UNIT)_B3 3m 91200_1522 HORIZONTAL : RBW:1000.000kHz VBW:3000.000kHz SWF:Auto</p>	Left blank



WIFI	Band 3 5470~5725MHz Band Edge @ 3m	
ANT	802.11ax HE80 Full CH122 5610MHz - L	
1+2	Vertical	Fundamental
Peak	<p>Date: 2020-09-01</p> <p>Site : 03CH16-HY Condition : PEAK_BE(UNIT)_B3 3m 91200_1522 VERTICAL : RBW:1000.000KHz VBW:3000.000KHz SWT:Auto</p>	<p>Date: 2020-09-01</p> <p>Site : 03CH16-HY Condition : PEAK(UNIT) 3m 91200_1522 VERTICAL : RBW:1000.000KHz VBW:3000.000KHz SWT:Auto</p>
Avg.	<p>Date: 2020-09-01</p> <p>Site : 03CH16-HY Condition : AV6_BE(UNIT)_B3 3m 91200_1522 VERTICAL : RBW:1000.000KHz VBW:1000KHz SWT:Auto</p>	Left blank



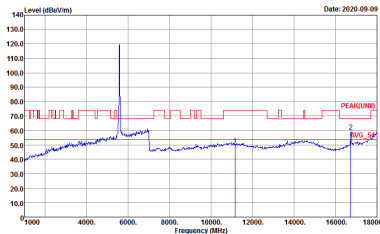
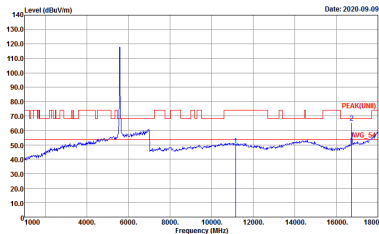
WIFI	Band 3 5470~5725MHz Band Edge @ 3m	
ANT	802.11ax HE80 Full CH122 5610MHz - R	
1+2	Vertical	Fundamental
Peak	 <p>Site : 03CH16-HY Condition : PEAK_SE[UNIT1]_B3 3m 91200_1522 VERTICAL : RBW:1000.000kHz VBW:3000.000kHz SWF:Auto</p>	Left blank



Band 3 - 5470~5725MHz
WIFI 802.11ax HE20 Full (Harmonic @ 3m)

WIFI	Band 3 5470~5725MHz Harmonic @ 3m	
ANT	802.11ax HE20 Full CH100 5500MHz	
1+2	Horizontal	Vertical
Peak Avg.	<p>Site : 03CH16-HY Condition : PEAK(UNIT) 3m 91200_1522 HORIZONTAL Detector : Peak</p>	<p>Site : 03CH16-HY Condition : PEAK(UNIT) 3m 91200_1522 VERTICAL Detector : Peak</p>



WIFI	Band 3 5470~5725MHz Harmonic @ 3m	
ANT	802.11ax HE20 Full CH116 5580MHz	
1+2	Horizontal	Vertical
<p>Peak Avg.</p>	 <p>Site : 03CH16-HY Condition : PEAK(UNIT) 3m 91200_1522 HORIZONTAL Detector : Peak</p>	 <p>Site : 03CH16-HY Condition : PEAK(UNIT) 3m 91200_1522 VERTICAL Detector : Peak</p>



WIFI	Band 3 5470~5725MHz Harmonic @ 3m	
ANT	802.11ax HE20 Full CH140 5700MHz	
1+2	Horizontal	Vertical
Peak Avg.	<p>Site : 03CH16-HY Condition : PEAK(UNIT) 3m 91200_1522 HORIZONTAL Detector : Peak</p>	<p>Site : 03CH16-HY Condition : PEAK(UNIT) 3m 91200_1522 VERTICAL Detector : Peak</p>



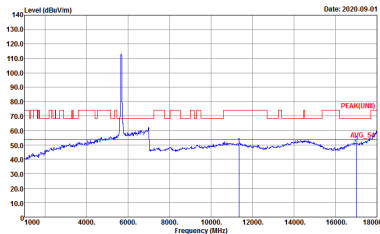
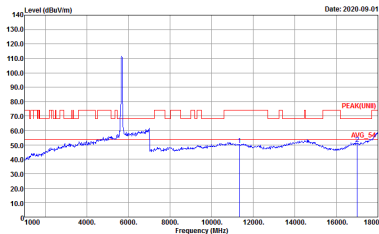
**Band 3 - 5470~5725MHz
WIFI 802.11ax HE40 Full (Harmonic @ 3m)**

WIFI	Band 3 5470~5725MHz Harmonic @ 3m	
ANT	802.11ax HE40 Full CH102 5510MHz	
1+2	Horizontal	Vertical
Peak Avg.	<p>Site : 03CH16-HY Condition : PEAK(UNII) 3m 9120D_1522 HORIZONTAL Detector : Peak</p>	<p>Site : 03CH16-HY Condition : PEAK(UNII) 3m 9120D_1522 VERTICAL Detector : Peak</p>



WIFI	Band 3 5470~5725MHz Harmonic @ 3m	
ANT	802.11ax HE40 Full CH110 5550MHz	
1+2	Horizontal	Vertical
Peak Avg.	<p>Site : 03CH16-HY Condition : PEAK(UNIT) 3m 91200_1522 HORIZONTAL Detector : Peak</p>	<p>Site : 03CH16-HY Condition : PEAK(UNIT) 3m 91200_1522 VERTICAL Detector : Peak</p>



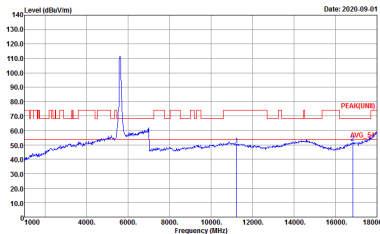
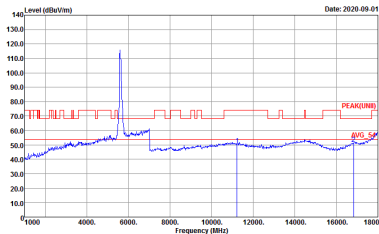
WIFI	Band 3 5470~5725MHz Harmonic @ 3m	
ANT	802.11ax HE40 Full CH134 5670MHz	
1+2	Horizontal	Vertical
<p>Peak</p> <p>Avg.</p>	 <p>Site : 03CH16-HY Condition : PEAK(UNIT) 3m 91200_1522 HORIZONTAL Detector : Peak</p>	 <p>Site : 03CH16-HY Condition : PEAK(UNIT) 3m 91200_1522 VERTICAL Detector : Peak</p>



**Band 3 5470~5725MHz
WIFI 802.11ax HE80 Full (Harmonic @ 3m)**

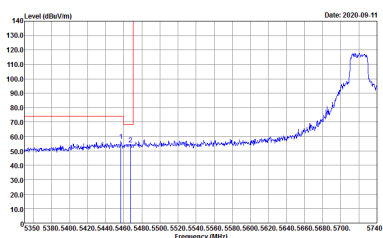
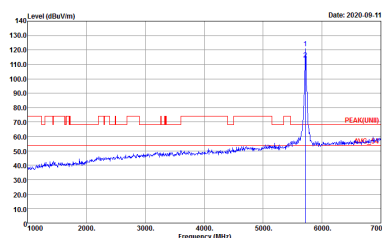
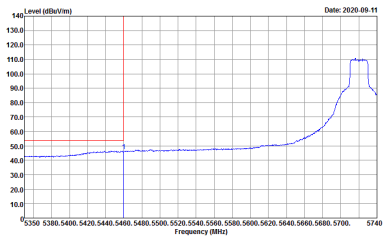
WIFI	Band 3 5470~5725MHz Harmonic @ 3m	
ANT	802.11ax HE80 Full CH106 5530MHz	
1+2	Horizontal	Vertical
Peak Avg.	<p>Site : 03CH16-HY Condition : PEAK(UNII) 3m 9120D_1522 HORIZONTAL Detector : Peak</p>	<p>Site : 03CH16-HY Condition : PEAK(UNII) 3m 9120D_1522 VERTICAL Detector : Peak</p>



WIFI	Band 3 5470~5725MHz Harmonic @ 3m	
ANT	802.11ax HE80 Full CH122 5610MHz	
1+2	Horizontal	Vertical
<p>Peak</p> <p>Avg.</p>	 <p>Site : 03CH16-HY Condition : PEAK(UNIT) 3m 91200_1522 HORIZONTAL Detector : Peak</p>	 <p>Site : 03CH16-HY Condition : PEAK(UNIT) 3m 91200_1522 VERTICAL Detector : Peak</p>



Band 3 - Straddle Channel
WIFI 802.11ax HE20 Full (Band Edge @ 3m)

WIFI	Band 3 Straddle Channel Band Edge @ 3m	
ANT	802.11ax HE20 Full CH144 5720MHz - L	
1+2	Horizontal	Fundamental
Peak	 <p>Site : 03CH16-HY Condition : STRADDLES U-NII-1A2A 3m 91200_1522 HORIZONTAL : RBW:1000.000KHz VBW:3000.000KHz SWT:Auto</p>	 <p>Site : 03CH16-HY Condition : PEAK(U-NII) 3m 91200_1522 HORIZONTAL : RBW:1000.000KHz VBW:3000.000KHz SWT:Auto</p>
Avg.	 <p>Site : 03CH16-HY Condition : U-NII-1A2A AVERAGE 3m 91200_1522 HORIZONTAL : RBW:1000.000KHz VBW:1000KHz SWT:Auto</p>	Left blank



WIFI	Band 3 Straddle Channel Band Edge @ 3m	
ANT	802.11ax HE20 Full CH144 5720MHz - R	
1+2	Horizontal	Fundamental
Peak	<p>Level (dBm)</p> <p>Date: 2020-09-11</p> <p>STRADOLESS U-NI-142A</p> <p>Site : 03CH16-HY Condition : STRADOLESS U-NI-142A 3m 91200_1522 HORIZONTAL : RBW:1000.000kHz VBW:3000.000kHz SWF:Auto</p>	Left blank



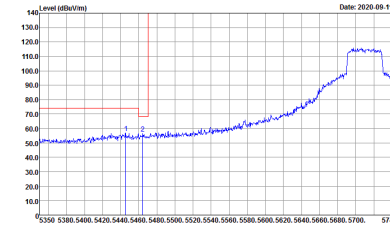
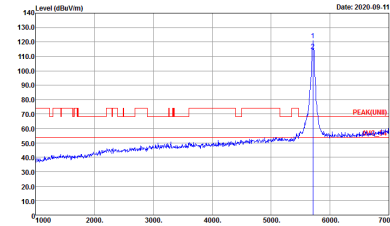
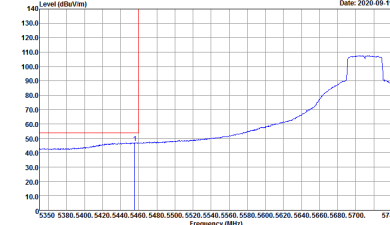
WIFI	Band 3 Straddle Channel Band Edge @ 3m	
ANT	802.11ax HE20 Full CH144 5720MHz - L	
1+2	Vertical	Fundamental
Peak	<p>Date: 2020-09-11</p> <p>Site : 03CH16-HY Condition : STRADDLES U-NET-1A2A 3m 91200_1522 VERTICAL : RBW:1000.000KHz VBW:3000.000KHz SWT:Auto</p>	<p>Date: 2020-09-11</p> <p>Site : 03CH16-HY Condition : PEAK[LINE] 3m 91200_1522 VERTICAL : RBW:1000.000KHz VBW:3000.000KHz SWT:Auto</p>
Avg.	<p>Date: 2020-09-11</p> <p>Site : 03CH16-HY Condition : U-NET-1A2A AVERAGE 3m 91200_1522 VERTICAL : RBW:1000.000KHz VBW:1.000KHz SWT:Auto</p>	Left blank



WIFI	Band 3 Straddle Channel Band Edge @ 3m	
ANT	802.11ax HE20 Full CH144 5720MHz - R	
1+2	Vertical	Fundamental
Peak	<p>Site : 03CH16-HY Condition : STRADOLES U-NI-182A 3m 91200_1582 VERTICAL : RBW:1000.000kHz VBW:3000.000kHz SWT:Auto</p>	Left blank



Band 3 - Straddle Channel
WIFI 802.11ax HE40 Full (Band Edge @ 3m)

WIFI	Band 3 Straddle Channel Band Edge @ 3m	
ANT	802.11ax HE40 Full CH142 5710MHz - L	
1+2	Horizontal	Fundamental
<p align="center">Peak</p>	 <p>Site : 03CH16-HY Condition : STRADDLES U-NII-1A2A 3m 91200_1522 HORIZONTAL : RBW:1000.000KHz VBW:3000.000KHz SWT:Auto</p>	 <p>Site : 03CH16-HY Condition : PEAK(UNII) 3m 91200_1522 HORIZONTAL : RBW:1000.000KHz VBW:3000.000KHz SWT:Auto</p>
<p align="center">Avg.</p>	 <p>Site : 03CH16-HY Condition : U-NII-1A2A AVERAGE 3m 91200_1522 HORIZONTAL : RBW:1000.000KHz VBW:1.000KHz SWT:Auto</p>	<p align="center">Left blank</p>

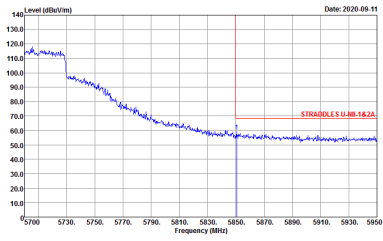


WIFI	Band 3 Straddle Channel Band Edge @ 3m	
ANT	802.11ax HE40 Full CH142 5710MHz - R	
1+2	Horizontal	Fundamental
Peak	<p>Site : 03CH16-HY Condition : STRADOLES U-NI-182A 3m 91200_1522 HORIZONTAL : RBW:1000.000kHz VBW:3000.000kHz SWF:Auto</p>	Left blank



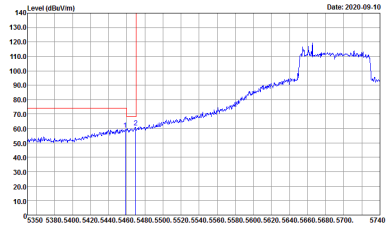
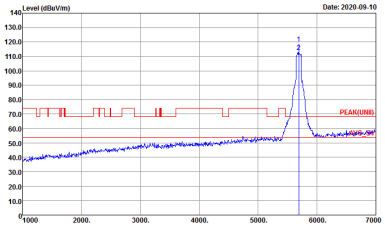
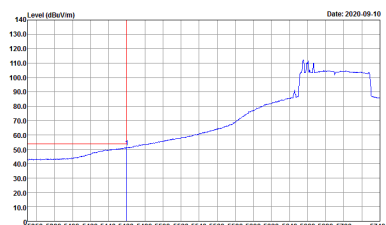
WIFI	Band 3 Straddle Channel Band Edge @ 3m	
ANT	802.11ax HE40 Full CH142 5710MHz - L	
1+2	Vertical	Fundamental
Peak	<p>Site : 03CH16-HY Condition : STRADDLES U-NET-1A2A 3m 91200_1522 VERTICAL : RBW:1000.000KHz VBW:3000.000KHz SWT:Auto</p>	<p>Site : 03CH16-HY Condition : PEAK[LINE] 3m 91200_1522 VERTICAL : RBW:1000.000KHz VBW:3000.000KHz SWT:Auto</p>
Avg.	<p>Site : 03CH16-HY Condition : U-NET-1A2A AVERAGE 3m 91200_1522 VERTICAL : RBW:1000.000KHz VBW:1.000KHz SWT:Auto</p>	Left blank



WIFI	Band 3 Straddle Channel Band Edge @ 3m	
ANT	802.11ax HE40 Full CH142 5710MHz - R	
1+2	Vertical	Fundamental
Peak	 <p>Site : 03CH16-HY Condition : STRADDOLES U-NI-142A 3m 91200_1582 VERTICAL : RBW:1000.000kHz VBW:3000.000kHz SWT:Auto</p>	Left blank



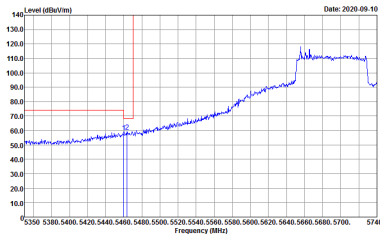
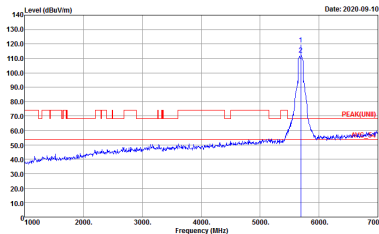
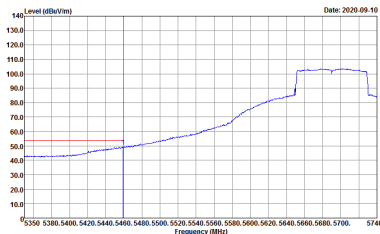
Band 3 – Straddle Channel
WIFI 802.11ax HE80 Full (Band Edge @ 3m)

WIFI	Band 3 Straddle Channel Band Edge @ 3m	
ANT	802.11ax CH138 5690MHz - L	
1+2	Horizontal	Fundamental
Peak	 <p>Site : 03CH16-HY Condition : STRADDLES U-NII-1A2A 3m 91200_1522 HORIZONTAL : RBW:1000.000KHz VBW:3000.000KHz SWT:Auto</p>	 <p>Site : 03CH16-HY Condition : PEAK(UNII) 3m 91200_1522 HORIZONTAL : RBW:1000.000KHz VBW:3000.000KHz SWT:Auto</p>
Avg.	 <p>Site : 03CH16-HY Condition : U-NII-1A2A AVERAGE 3m 91200_1522 HORIZONTAL : RBW:1000.000KHz VBW:1.000KHz SWT:Auto</p>	Left blank



WIFI	Band 3 Straddle Channel Band Edge @ 3m	
ANT	802.11ax CH138 5690MHz - R	
1+2	Horizontal	Fundamental
Peak	<p>Site : 03CH16-HY Condition : STRADOLES U-NI-1A2A 3m 91200_1522 HORIZONTAL : RBW:1000.000kHz VBW:3000.000kHz SWF:Auto</p>	Left blank



WIFI	Band 3 Straddle Channel Band Edge @ 3m	
ANT	802.11ax CH138 5690MHz - L	
1+2	Vertical	Fundamental
Peak	 <p>Site : 03CH16-HY Condition : STRADDLES U-NET-1A2A 3m 91200_1522 VERTICAL : RBW:1000.000KHz VBW:3000.000KHz SWT:Auto</p>	 <p>Site : 03CH16-HY Condition : PEAK[LINE] 3m 91200_1522 VERTICAL : RBW:1000.000KHz VBW:3000.000KHz SWT:Auto</p>
Avg.	 <p>Site : 03CH16-HY Condition : U-NET-1A2A AVERAGE 3m 91200_1522 VERTICAL : RBW:1000.000KHz VBW:1000KHz SWT:Auto</p>	Left blank



WIFI	Band 3 Straddle Channel Band Edge @ 3m	
ANT	802.11ax CH138 5690MHz - R	
1+2	Vertical	Fundamental
Peak	<p>Site : 03CH16-HY Condition : STRADDOLES U-NIE-182A 3m 91200_1582 VERTICAL : RBW:1000.000kHz VBW:3000.000kHz SWF:Auto</p>	Left blank



Band 3 - Straddle Channel
WIFI 802.11ax HE20 Full (Harmonic @ 3m)

Table with 2 columns: Horizontal and Vertical. Each column contains a spectral plot showing Level (dBuV/m) vs Frequency (MHz) with Peak and Avg. markers. Includes site and condition details for both orientations.

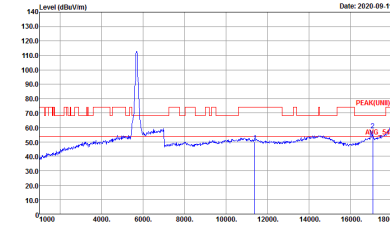
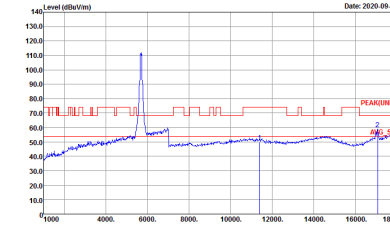


Band 3 - Straddle Channel
WIFI 802.11ax HE40 Full (Harmonic @ 3m)

WIFI	Band 3 Straddle Channel Harmonic @ 3m	
ANT	802.11ax HE40 Full CH142 5710MHz	
1+2	Horizontal	Vertical
Peak Avg.	<p>Site : 03CH16-HY Condition : PEAK(UNII) 3m 9120D_1522 HORIZONTAL Detector : Peak</p>	<p>Site : 03CH16-HY Condition : PEAK(UNII) 3m 9120D_1522 VERTICAL Detector : Peak</p>

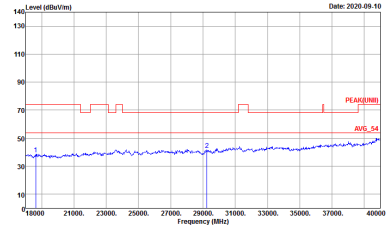
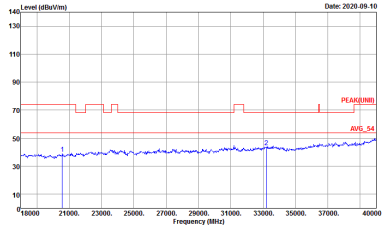


Band 3 – Straddle Channel
WIFI 802.11ax HE80 Full (Harmonic @ 3m)

WIFI	Band 3 Straddle Channel Harmonic @ 3m	
ANT	802.11ax HE80 Full CH138 5690MHz	
1+2	Horizontal	Vertical
<p>Peak</p> <p>Avg.</p>	 <p>Site : 03CH16-HY Condition : PEAK(UNII) 3m 91200_1522 HORIZONTAL Detector : Peak</p>	 <p>Site : 03CH16-HY Condition : PEAK(UNII) 3m 91200_1522 VERTICAL Detector : Peak</p>



Emission above 18GHz
5GHz WIFI 802.11ax HE20 Full (SHF)

WIFI	5GHz WIFI	
ANT	802.11ax HE20 Full SHF	
1+2	Horizontal	Vertical
QP / Peak		



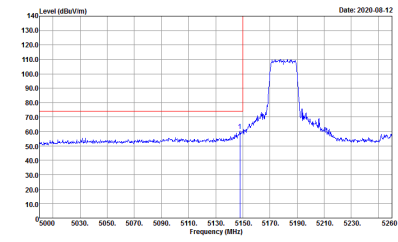
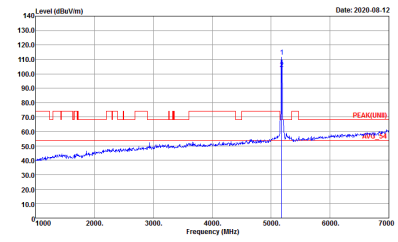
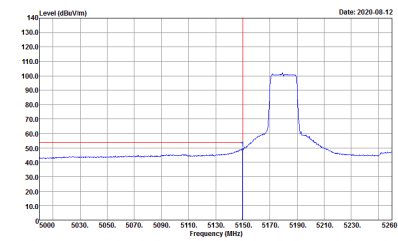
Emission below 1GHz
5GHz WIFI 802.11ax HE20 Full (LF)

WIFI	5GHz WIFI	
ANT	802.11ax HE20 Full LF	
1+2	Horizontal	Vertical
QP / Peak	<p>Site : 03CH16-HY Condition : QP 3m BIL06_47020406 HORIZONTAL Detector : Peak</p>	<p>Site : 03CH16-HY Condition : QP 3m BIL06_47020406 VERTICAL Detector : Peak</p>



Band 1 - 5150~5250MHz

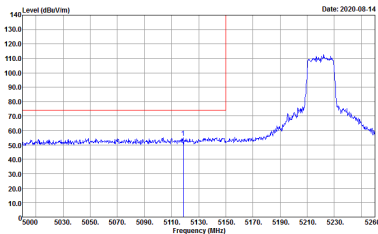
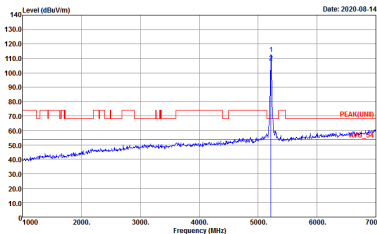
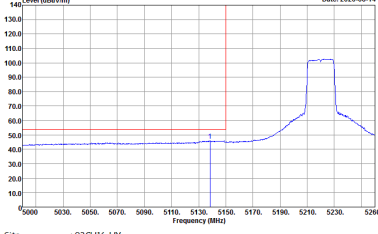
WIFI 802.11ax HE20 Full (Band Edge @ 3m)

WIFI	Band 1 5150~5250MHz Band Edge @ 3m	
ANT	802.11ax HE20 Full CH36 5180MHz	
1+2+3	Horizontal	Fundamental
Peak	 <p>Site : 03CH16-HY Condition : PEAK_BE_74 3m 91200_1522 HORIZONTAL :RBW:1000.000kHz VBW:3000.000kHz SWT:Auto</p>	 <p>Site : 03CH16-HY Condition : PEAK(FUN) 3m 91200_1522 HORIZONTAL :RBW:1000.000kHz VBW:3000.000kHz SWT:Auto</p>
Avg.	 <p>Site : 03CH16-HY Condition : AVG_BE_54 3m 91200_1522 HORIZONTAL :RBW:1000.000kHz VBW:1000kHz SWT:Auto</p>	Left blank



WIFI	Band 1 5150~5250MHz Band Edge @ 3m	
ANT	802.11ax HE20 Full CH36 5180MHz	
1+2+3	Vertical	Fundamental
Peak	<p>Site : 03CH16-HY Condition : PEAK_SE_74 3m 91200_1522 VERTICAL : RBW:1000.000KHz VBW:3000.000KHz SWT:Auto</p>	<p>Site : 03CH16-HY Condition : PEAK(FUN1) 3m 91200_1522 VERTICAL : RBW:1000.000KHz VBW:3000.000KHz SWT:Auto</p>
Avg.	<p>Site : 03CH16-HY Condition : AV6_BE_54 3m 91200_1522 VERTICAL : RBW:1000.000KHz VBW:1000KHz SWT:Auto</p>	Left blank



WIFI	Band 1 5150~5250MHz Band Edge @ 3m	
ANT	802.11ax HE20 Full CH44 5220MHz - L	
1+2+3	Horizontal	Fundamental
<p>Peak</p>	 <p>Level (dBuV/m) vs Frequency (MHz) plot showing a peak at approximately 5220 MHz. The y-axis ranges from 10.0 to 140.0 dBuV/m, and the x-axis ranges from 5000 to 5260 MHz. A red vertical line marks the peak at 5220 MHz.</p> <p>Site : 03CH16-HY Condition : PEAK_SE_74 3m 91200_1522 HORIZONTAL : RBW:1000.000KHz VBW:3000.000KHz SWT:Auto</p>	 <p>Level (dBuV/m) vs Frequency (MHz) plot showing a peak at approximately 5220 MHz. The y-axis ranges from 10.0 to 140.0 dBuV/m, and the x-axis ranges from 1000 to 7000 MHz. A red vertical line marks the peak at 5220 MHz.</p> <p>Site : 03CH16-HY Condition : PEAK(FUN1) 3m 91200_1522 HORIZONTAL : RBW:1000.000KHz VBW:3000.000KHz SWT:Auto</p>
<p>Avg.</p>	 <p>Level (dBuV/m) vs Frequency (MHz) plot showing an average signal at approximately 5220 MHz. The y-axis ranges from 10.0 to 140.0 dBuV/m, and the x-axis ranges from 5000 to 5260 MHz. A red vertical line marks the peak at 5220 MHz.</p> <p>Site : 03CH16-HY Condition : AV6_BE_54 3m 91200_1522 HORIZONTAL : RBW:1000.000KHz VBW:1000KHz SWT:Auto</p>	<p>Left blank</p>



WIFI	Band 1 5150~5250MHz Band Edge @ 3m	
ANT	802.11ax HE20 Full CH44 5220MHz - R	
1+2+3	Horizontal	Fundamental
<p>Peak</p>		<p>Left blank</p>
<p>Avg.</p>		<p>Left blank</p>



WIFI	Band 1 5150~5250MHz Band Edge @ 3m	
ANT	802.11ax HE20 Full CH44 5220MHz - L	
1+2+3	Vertical	Fundamental
Peak	<p>Site : 03CH16-HY Condition : PEAK_SE_74 3m 91200_1522 VERTICAL : RBW:1000.000KHz VBW:3000.000KHz SWT:Auto</p>	<p>Site : 03CH16-HY Condition : PEAK(FUN1) 3m 91200_1522 VERTICAL : RBW:1000.000KHz VBW:3000.000KHz SWT:Auto</p>
Avg.	<p>Site : 03CH16-HY Condition : AV6_BE_54 3m 91200_1522 VERTICAL : RBW:1000.000KHz VBW:1000KHz SWT:Auto</p>	Left blank

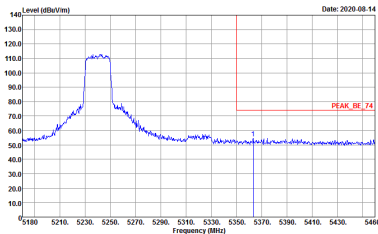
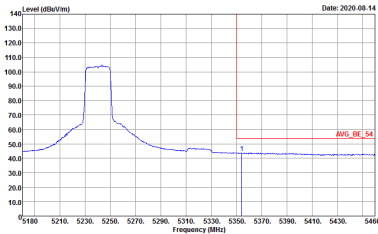


WIFI	Band 1 5150~5250MHz Band Edge @ 3m	
ANT	802.11ax HE20 Full CH44 5220MHz - R	
1+2+3	Vertical	Fundamental
<p>Peak</p>	<p>Site : 03CH16-HY Condition : PEAK_BE_74 3m 91200_1522 VERTICAL : RBW:1000.000KHz VBW:3000.000KHz SWT:Auto</p>	<p>Left blank</p>
<p>Avg.</p>	<p>Site : 03CH16-HY Condition : AVG_BE_54 3m 91200_1522 VERTICAL : RBW:1000.000KHz VBW:10.000KHz SWT:Auto</p>	<p>Left blank</p>

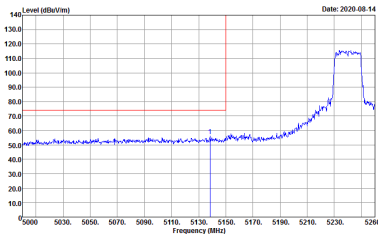
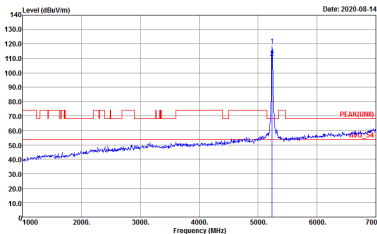
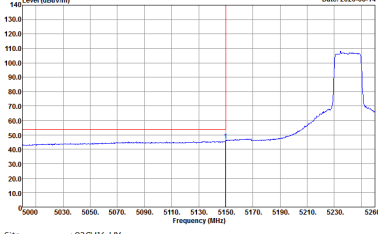


WIFI	Band 1 5150~5250MHz Band Edge @ 3m	
ANT	802.11ax HE20 Full CH48 5240MHz - L	
1+2+3	Horizontal	Fundamental
<p>Peak</p>	<p>Site : 03CH16-HY Condition : PEAK_SE_74 3m 91200_1522 HORIZONTAL : RBW:1000.000KHz VBW:3000.000KHz SWT:Auto</p>	<p>Site : 03CH16-HY Condition : PEAK(FUN1) 3m 91200_1522 HORIZONTAL : RBW:1000.000KHz VBW:3000.000KHz SWT:Auto</p>
<p>Avg.</p>	<p>Site : 03CH16-HY Condition : AV6_BE_54 3m 91200_1522 HORIZONTAL : RBW:1000.000KHz VBW:1000KHz SWT:Auto</p>	<p>Left blank</p>



WIFI	Band 1 5150~5250MHz Band Edge @ 3m	
ANT	802.11ax HE20 Full CH48 5240MHz - R	
1+2+3	Horizontal	Fundamental
<p>Peak</p>	 <p>Site : 03CH16-HY Condition : PEAK_BE_74 3m 91200_1522 HORIZONTAL : RBW:1000.000KHz VBW:3000.000KHz SWF:Auto</p>	<p>Left blank</p>
<p>Avg.</p>	 <p>Site : 03CH16-HY Condition : AVG_BE_54 3m 91200_1522 HORIZONTAL : RBW:1000.000KHz VBW:1000KHz SWT:Auto</p>	<p>Left blank</p>



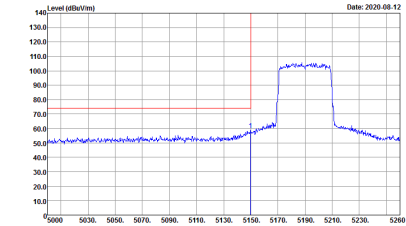
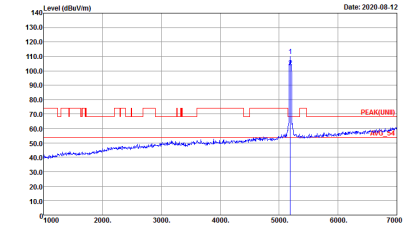
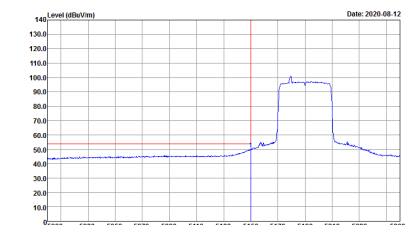
WIFI	Band 1 5150~5250MHz Band Edge @ 3m	
ANT	802.11ax HE20 Full CH48 5240MHz - L	
1+2+3	Vertical	Fundamental
Peak	 <p>Level (dBV/m) vs Frequency (MHz) plot showing a peak at 5240 MHz. The y-axis ranges from 10.0 to 140.0 dBV/m, and the x-axis ranges from 5000 to 5260 MHz. A red vertical line is at 5150 MHz. The plot shows a rising signal starting around 5180 MHz, peaking at approximately 115 dBV/m at 5240 MHz, and then falling.</p> <p>Site : 03CH16-HY Condition : PEAK_SE_74 3m 91200_1522 VERTICAL : RBW:1000.000KHz VBW:3000.000KHz SWT:Auto</p>	 <p>Level (dBV/m) vs Frequency (MHz) plot showing a peak at 5240 MHz. The y-axis ranges from 10.0 to 140.0 dBV/m, and the x-axis ranges from 1000 to 7000 MHz. A red vertical line is at 5150 MHz. The plot shows a rising signal starting around 5180 MHz, peaking at approximately 115 dBV/m at 5240 MHz, and then falling.</p> <p>Site : 03CH16-HY Condition : PEAK(FUN1) 3m 91200_1522 VERTICAL : RBW:1000.000KHz VBW:3000.000KHz SWT:Auto</p>
Avg.	 <p>Level (dBV/m) vs Frequency (MHz) plot showing a peak at 5240 MHz. The y-axis ranges from 10.0 to 140.0 dBV/m, and the x-axis ranges from 5000 to 5260 MHz. A red vertical line is at 5150 MHz. The plot shows a rising signal starting around 5180 MHz, peaking at approximately 115 dBV/m at 5240 MHz, and then falling.</p> <p>Site : 03CH16-HY Condition : AV6_BE_54 3m 91200_1522 VERTICAL : RBW:1000.000KHz VBW:1000KHz SWT:Auto</p>	Left blank



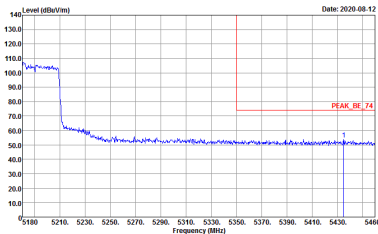
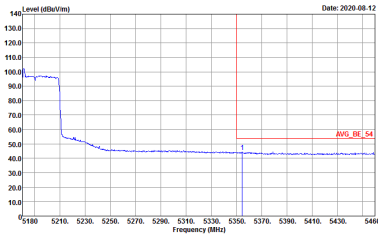
WIFI	Band 1 5150~5250MHz Band Edge @ 3m	
ANT	802.11ax HE20 Full CH48 5240MHz - R	
1+2+3	Vertical	Fundamental
<p>Peak</p>	<p>Site : 03CH16-HY Condition : PEAK_BE_74 3m 91200_1522 VERTICAL : RBW:1000.000KHz VBW:3000.000KHz SWT:Auto</p>	<p>Left blank</p>
<p>Avg.</p>	<p>Site : 03CH16-HY Condition : AVG_BE_54 3m 91200_1522 VERTICAL : RBW:1000.000KHz VBW:1000KHz SWT:Auto</p>	<p>Left blank</p>



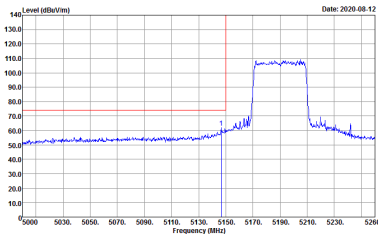
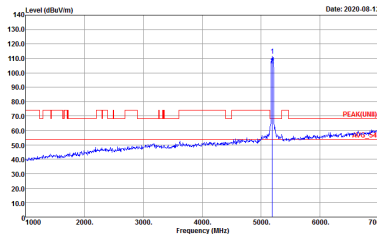
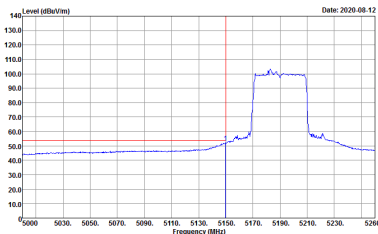
Band 1 5150~5250MHz
WIFI 802.11ax HE40 Full (Band Edge @ 3m)

WIFI	Band 1 5150~5250MHz Band Edge @ 3m	
ANT	802.11ax HE40 Full CH38 5190MHz - L	
1+2+3	Horizontal	Fundamental
Peak	 <p>Site : 03CH16-HY Condition : PEAK_BE_74 3m 91200_1522 HORIZONTAL : RBW:1000.000KHz VBW:3000.000KHz SWT:Auto</p>	 <p>Site : 03CH16-HY Condition : PEAK(UNII) 3m 91200_1522 HORIZONTAL : RBW:1000.000KHz VBW:3000.000KHz SWT:Auto</p>
Avg.	 <p>Site : 03CH16-HY Condition : AVG_BE_54 3m 91200_1522 HORIZONTAL : RBW:1000.000KHz VBW:1.000KHz SWT:Auto</p>	Left blank

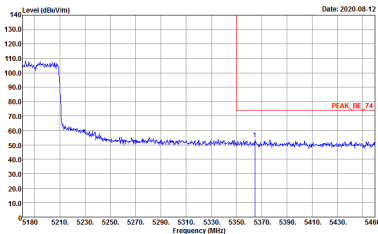
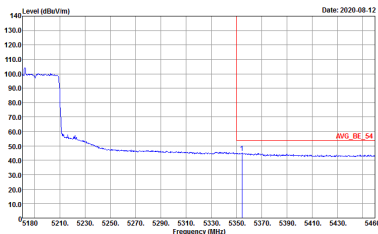


WIFI	Band 1 5150~5250MHz Band Edge @ 3m	
ANT	802.11ax HE40 Full CH38 5190MHz - R	
1+2+3	Horizontal	Fundamental
<p>Peak</p>	 <p>Site : 03CH16-HY Condition : PEAK_BE_74 3m 91200_1522 HORIZONTAL : RBW:1000.000KHz VBW:3000.000KHz SWT:Auto</p>	<p>Left blank</p>
<p>Avg.</p>	 <p>Site : 03CH16-HY Condition : AVG_BE_54 3m 91200_1522 HORIZONTAL : RBW:1000.000KHz VBW:1000KHz SWT:Auto</p>	<p>Left blank</p>



WIFI	Band 1 5150~5250MHz Band Edge @ 3m	
ANT	802.11ax HE40 Full CH38 5190MHz - L	
1+2+3	Vertical	Fundamental
Peak	 <p>Level (dBV/m) vs Frequency (MHz) plot showing a peak at 5190 MHz. The y-axis ranges from 10.0 to 140.0 dBV/m, and the x-axis ranges from 5000 to 5260 MHz. A red vertical line marks the peak at 5190 MHz. The plot shows a signal level of approximately 110 dBV/m at the peak frequency.</p> <p>Site : 03CH16-HY Condition : PEAK_SE_74 3m 91200_1522 VERTICAL : RBW:1000.000kHz VBW:3000.000kHz SWT:Auto</p>	 <p>Level (dBV/m) vs Frequency (MHz) plot showing a peak at 5190 MHz. The y-axis ranges from 10.0 to 140.0 dBV/m, and the x-axis ranges from 1000 to 7000 MHz. A red vertical line marks the peak at 5190 MHz. The plot shows a signal level of approximately 110 dBV/m at the peak frequency.</p> <p>Site : 03CH16-HY Condition : PEAK(FUN1) 3m 91200_1522 VERTICAL : RBW:1000.000kHz VBW:3000.000kHz SWT:Auto</p>
Avg.	 <p>Level (dBV/m) vs Frequency (MHz) plot showing the average signal level. The y-axis ranges from 10.0 to 140.0 dBV/m, and the x-axis ranges from 5000 to 5260 MHz. A red vertical line marks the peak at 5190 MHz. The plot shows a signal level of approximately 110 dBV/m at the peak frequency.</p> <p>Site : 03CH16-HY Condition : AV6_BE_54 3m 91200_1522 VERTICAL : RBW:1000.000kHz VBW:3000.000kHz SWT:Auto</p>	Left blank



WIFI	Band 1 5150~5250MHz Band Edge @ 3m	
ANT	802.11ax HE40 Full CH38 5190MHz - R	
1+2+3	Vertical	Fundamental
<p>Peak</p>	 <p>Site : 03CH16-HY Condition : PEAK_BE_74 3m 91200_1522 VERTICAL : RBW:1000.000kHz VBW:3000.000kHz SWT:Auto</p>	<p>Left blank</p>
<p>Avg.</p>	 <p>Site : 03CH16-HY Condition : AVG_BE_54 3m 91200_1522 VERTICAL : RBW:1000.000kHz VBW:3.000kHz SWT:Auto</p>	<p>Left blank</p>

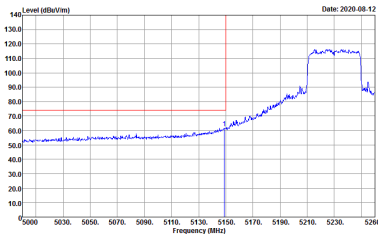
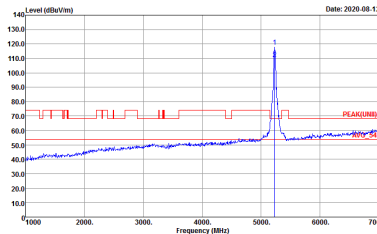
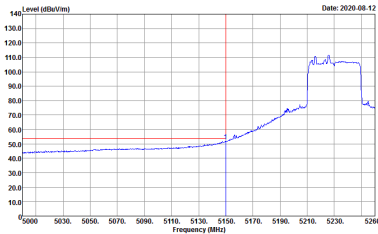


WIFI	Band 1 5150~5250MHz Band Edge @ 3m	
ANT	802.11ax HE40 Full CH46 5230MHz - L	
1+2+3	Horizontal	Fundamental
<p>Peak</p>	<p>Site : 03CH16-HY Condition : PEAK_SE_74 3m 91200_1522 HORIZONTAL : RBW:1000.000KHz VBW:3000.000KHz SWT:Auto</p>	<p>Site : 03CH16-HY Condition : PEAK(FUN1) 3m 91200_1522 HORIZONTAL : RBW:1000.000KHz VBW:3000.000KHz SWT:Auto</p>
<p>Avg.</p>	<p>Site : 03CH16-HY Condition : AV6_BE_54 3m 91200_1522 HORIZONTAL : RBW:1000.000KHz VBW:1000KHz SWT:Auto</p>	<p>Left blank</p>



WIFI	Band 1 5150~5250MHz Band Edge @ 3m	
ANT	802.11ax HE40 Full CH46 5230MHz - R	
1+2+3	Horizontal	Fundamental
<p>Peak</p>	<p>Site : 03CH16-HY Condition : PEAK_BE_74 3m 91200_1522 HORIZONTAL : RBW:1000.000KHz VBW:3000.000KHz SWT:Auto</p>	<p>Left blank</p>
<p>Avg.</p>	<p>Site : 03CH16-HY Condition : AVG_BE_54 3m 91200_1522 HORIZONTAL : RBW:1000.000KHz VBW:1000KHz SWT:Auto</p>	<p>Left blank</p>



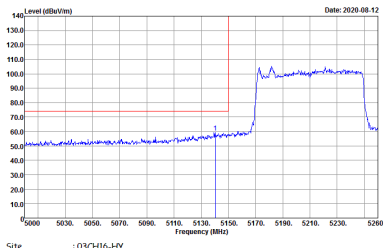
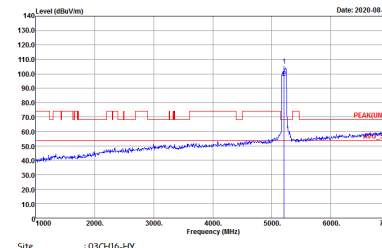
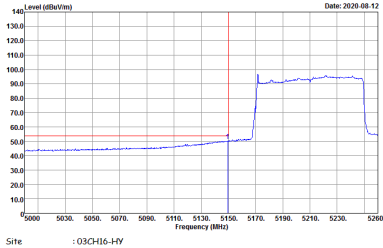
WIFI	Band 1 5150~5250MHz Band Edge @ 3m	
ANT	802.11ax HE40 Full CH46 5230MHz - L	
1+2+3	Vertical	Fundamental
Peak	 <p>Site : 03CH16-HY Condition : PEAK_SE_74 3m 91200_1522 VERTICAL : RBW:1000.000KHz VBW:3000.000KHz SWT:Auto</p>	 <p>Site : 03CH16-HY Condition : PEAK(FUN1) 3m 91200_1522 VERTICAL : RBW:1000.000KHz VBW:3000.000KHz SWT:Auto</p>
Avg.	 <p>Site : 03CH16-HY Condition : AV6_BE_54 3m 91200_1522 VERTICAL : RBW:1000.000KHz VBW:1000KHz SWT:Auto</p>	Left blank



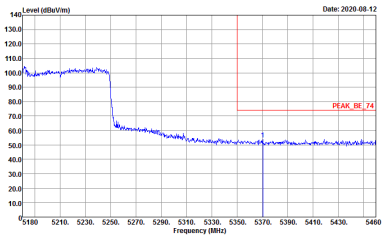
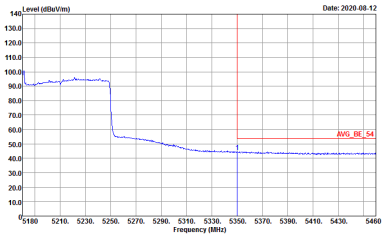
WIFI	Band 1 5150~5250MHz Band Edge @ 3m	
ANT	802.11ax HE40 Full CH46 5230MHz - R	
1+2+3	Vertical	Fundamental
<p>Peak</p>		<p>Left blank</p>
<p>Avg.</p>		<p>Left blank</p>



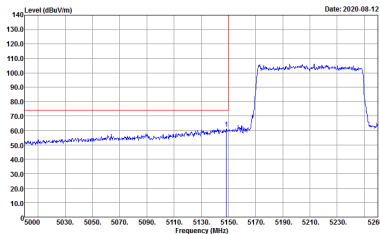
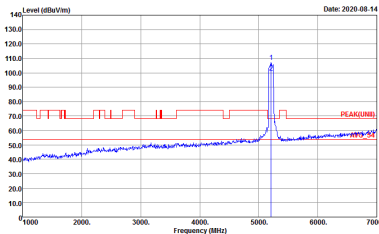
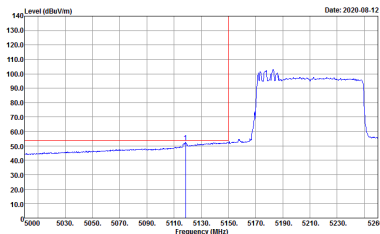
Band 1 5150~5250MHz
WIFI 802.11ax HE80 Full (Band Edge @ 3m)

WIFI	Band 1 5150~5250MHz Band Edge @ 3m	
ANT	802.11ax HE80 Full CH42 5210MHz - L	
1+2+3	Horizontal	Fundamental
Peak	 <p>Site : 03CH16-HY Condition : PEAK_BE_74 3m 91200_1522 HORIZONTAL : RBW:1000.000kHz VBW:3000.000kHz SWT:Auto</p>	 <p>Site : 03CH16-HY Condition : PEAK(UNIT) 3m 91200_1522 HORIZONTAL : RBW:1000.000kHz VBW:3000.000kHz SWT:Auto</p>
Avg.	 <p>Site : 03CH16-HY Condition : AVG_BE_54 3m 91200_1522 HORIZONTAL : RBW:1000.000kHz VBW:1000kHz SWT:Auto</p>	Left blank

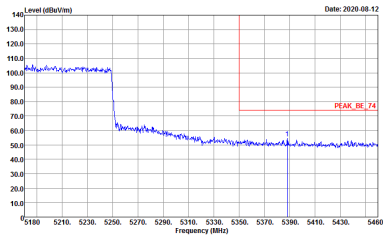
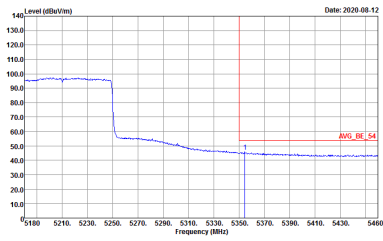


WIFI	Band 1 5150~5250MHz Band Edge @ 3m	
ANT	802.11ax HE80 Full CH42 5210MHz - R	
1+2+3	Horizontal	Fundamental
<p>Peak</p>	 <p>Site : 03CH16-HY Condition : PEAK_BE_74 3m 91200_1522 HORIZONTAL RBW:1000.000kHz VBW:3000.000kHz SWT:Auto</p>	<p>Left blank</p>
<p>Avg.</p>	 <p>Site : 03CH16-HY Condition : AVG_BE_54 3m 91200_1522 HORIZONTAL RBW:1000.000kHz VBW:1.000kHz SWT:Auto</p>	<p>Left blank</p>



WIFI	Band 1 5150~5250MHz Band Edge @ 3m	
ANT	802.11ax HE80 Full CH42 5210MHz - L	
1+2+3	Vertical	Fundamental
Peak	 <p>Level (dBV/m) vs Frequency (MHz) plot showing a peak at 5150 MHz. The y-axis ranges from 10.0 to 140.0 dBV/m, and the x-axis ranges from 5000 to 5260 MHz. A red vertical line marks the peak at 5150 MHz. The plot shows a sharp increase in signal level starting around 5130 MHz and leveling off at approximately 100 dBV/m after 5150 MHz.</p> <p>Site : 03CH16-HY Condition : PEAK_SE_74 3m 91200_1522 VERTICAL : RBW:1000.000kHz VBW:3000.000kHz SWT:Auto</p>	 <p>Level (dBV/m) vs Frequency (MHz) plot showing a peak at 5210 MHz. The y-axis ranges from 10.0 to 140.0 dBV/m, and the x-axis ranges from 1000 to 7000 MHz. A red vertical line marks the peak at 5210 MHz. The plot shows a sharp peak at 5210 MHz reaching approximately 110 dBV/m, with a baseline around 50 dBV/m.</p> <p>Site : 03CH16-HY Condition : PEAK(FUN1) 3m 91200_1522 VERTICAL : RBW:1000.000kHz VBW:3000.000kHz SWT:Auto</p>
Avg.	 <p>Level (dBV/m) vs Frequency (MHz) plot showing an average signal. The y-axis ranges from 10.0 to 140.0 dBV/m, and the x-axis ranges from 5000 to 5260 MHz. A red vertical line marks the peak at 5150 MHz. The plot shows a sharp increase in signal level starting around 5130 MHz and leveling off at approximately 100 dBV/m after 5150 MHz.</p> <p>Site : 03CH16-HY Condition : AV6_BE_54 3m 91200_1522 VERTICAL : RBW:1000.000kHz VBW:1000kHz SWT:Auto</p>	Left blank



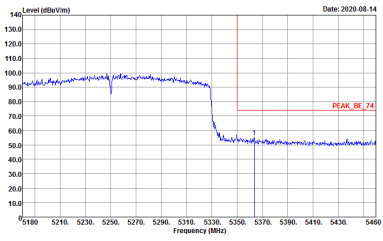
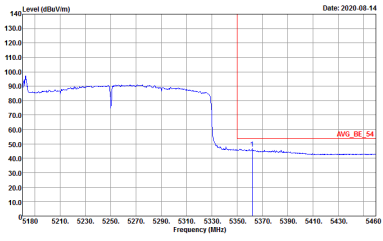
WIFI	Band 1 5150~5250MHz Band Edge @ 3m	
ANT	802.11ax HE80 Full CH42 5210MHz - R	
1+2+3	Vertical	Fundamental
<p>Peak</p>	 <p>Site : 03CH16-HY Condition : PEAK_BE_74 3m 91200_1522 VERTICAL : RBW:1000.000kHz VBW:3000.000kHz SWT:Auto</p>	<p>Left blank</p>
<p>Avg.</p>	 <p>Site : 03CH16-HY Condition : AVG_BE_54 3m 91200_1522 VERTICAL : RBW:1000.000kHz VBW:1.000kHz SWT:Auto</p>	<p>Left blank</p>



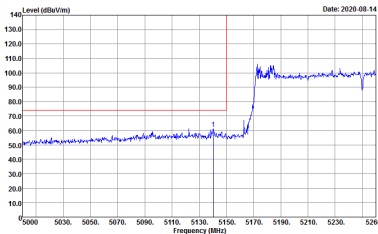
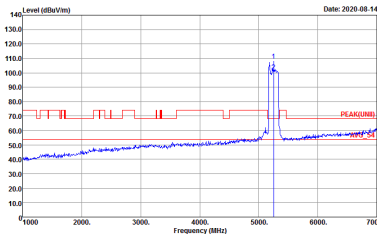
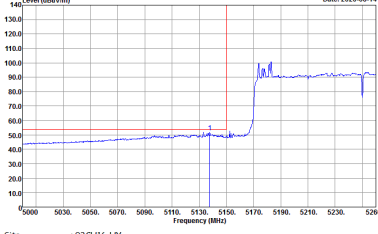
Band 1 5150~5250MHz
WIFI 802.11ax HE160 Full (Band Edge @ 3m)

WIFI	Band 1 5150~5250MHz Band Edge @ 3m	
ANT	802.11ax HE160 Full CH50 5250MHz - L	
1+2+3	Horizontal	Fundamental
Peak	<p>Site : 03CH16-HY Condition : PEAK_BE_74 3m 91200_1522 HORIZONTAL : RBW:1000.000kHz VBW:3000.000kHz SWT:Auto</p>	<p>Site : 03CH16-HY Condition : PEAK(UNIT) 3m 91200_1522 HORIZONTAL : RBW:1000.000kHz VBW:3000.000kHz SWT:Auto</p>
Avg.	<p>Site : 03CH16-HY Condition : AVG_BE_54 3m 91200_1522 HORIZONTAL : RBW:1000.000kHz VBW:1000kHz SWT:Auto</p>	Left blank



WIFI	Band 1 5150~5250MHz Band Edge @ 3m	
ANT	802.11ax HE160 Full CH50 5250MHz - R	
1+2+3	Horizontal	Fundamental
<p>Peak</p>	 <p>Site : 03CH16-HY Condition : PEAK_BE_74 3m 91200_1522 HORIZONTAL : RBW:1000.000kHz VBW:3000.000kHz SWT:Auto</p>	<p>Left blank</p>
<p>Avg.</p>	 <p>Site : 03CH16-HY Condition : AVG_BE_54 3m 91200_1522 HORIZONTAL : RBW:1000.000kHz VBW:1.000kHz SWT:Auto</p>	<p>Left blank</p>



WIFI	Band 1 5150~5250MHz Band Edge @ 3m	
ANT	802.11ax HE160 Full CH50 5250MHz - L	
1+2+3	Vertical	Fundamental
Peak	 <p>Level (dBV/m) vs Frequency (MHz) plot showing a peak at 5170 MHz. The y-axis ranges from 10.0 to 140.0 dBV/m, and the x-axis ranges from 5000 to 5260 MHz. A red vertical line marks the peak at 5170 MHz. The plot shows a blue signal line with a sharp rise at the peak frequency.</p> <p>Site : 03CH16-HY Condition : PEAK_5E_74 3m 91200_1522 VERTICAL : RBW:1000.000kHz VBW:3000.000kHz SWT:Auto</p>	 <p>Level (dBV/m) vs Frequency (MHz) plot showing a peak at 5170 MHz. The y-axis ranges from 10.0 to 140.0 dBV/m, and the x-axis ranges from 1000 to 7000 MHz. A red vertical line marks the peak at 5170 MHz. The plot shows a blue signal line with a sharp rise at the peak frequency.</p> <p>Site : 03CH16-HY Condition : PEAK(FUND) 3m 91200_1522 VERTICAL : RBW:1000.000kHz VBW:3000.000kHz SWT:Auto</p>
Avg.	 <p>Level (dBV/m) vs Frequency (MHz) plot showing an average signal. The y-axis ranges from 10.0 to 140.0 dBV/m, and the x-axis ranges from 5000 to 5260 MHz. A red vertical line marks the peak at 5170 MHz. The plot shows a blue signal line with a sharp rise at the peak frequency.</p> <p>Site : 03CH16-HY Condition : AV6_BE_54 3m 91200_1522 VERTICAL : RBW:1000.000kHz VBW:1.000kHz SWT:Auto</p>	Left blank



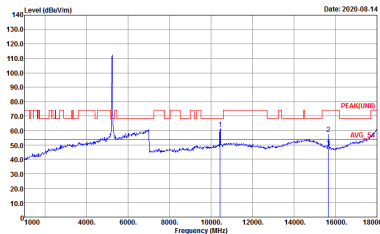
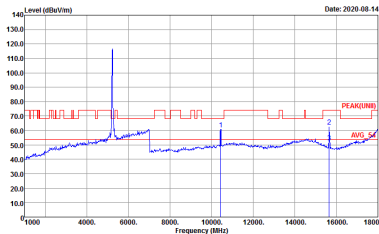
WIFI	Band 1 5150~5250MHz Band Edge @ 3m	
ANT	802.11ax HE160 Full CH50 5250MHz - R	
1+2+3	Vertical	Fundamental
<p>Peak</p>		<p>Left blank</p>
<p>Avg.</p>		<p>Left blank</p>



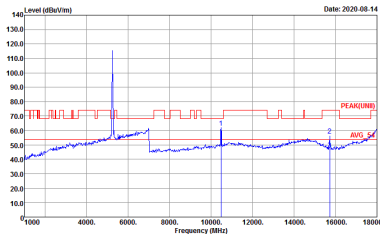
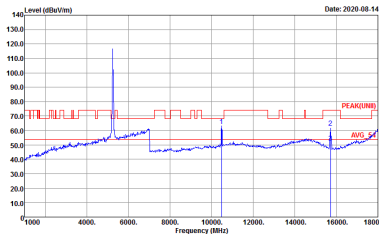
Band 1 - 5150~5250MHz
WIFI 802.11ax HE20 Full (Harmonic @ 3m)

WIFI	Band 1 5150~5250MHz Harmonic @ 3m	
ANT	802.11ax HE20 Full CH36 5180MHz	
1+2+3	Horizontal	Vertical
Peak Avg.	<p>Site : 03CH16-HY Condition : PEAK(LINE1) 3m 91200_1522 HORIZONTAL Detector : Peak</p>	<p>Site : 03CH16-HY Condition : PEAK(LINE1) 3m 91200_1522 VERTICAL Detector : Peak</p>



WIFI	Band 1 5150~5250MHz Harmonic @ 3m	
ANT	802.11ax HE20 Full CH44 5220MHz	
1+2+3	Horizontal	Vertical
<p>Peak</p> <p>Avg.</p>	 <p>Site : 03CH16-HY Condition : PEAK(UNIT) 3m 91200_1522 HORIZONTAL Detector : Peak</p>	 <p>Site : 03CH16-HY Condition : PEAK(UNIT) 3m 91200_1522 VERTICAL Detector : Peak</p>



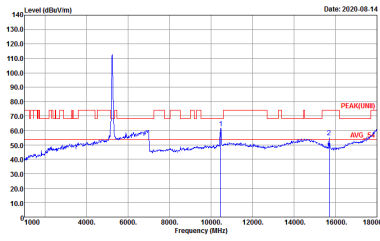
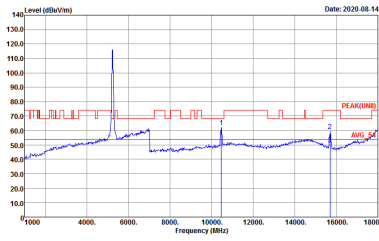
WIFI	Band 1 5150~5250MHz Harmonic @ 3m	
ANT	802.11ax HE20 Full CH48 5240MHz	
1+2+3	Horizontal	Vertical
<p>Peak</p> <p>Avg.</p>	 <p>Site : 03CH16-HY Condition : PEAK(UNIT) 3m 91200_1522 HORIZONTAL Detector : Peak</p>	 <p>Site : 03CH16-HY Condition : PEAK(UNIT) 3m 91200_1522 VERTICAL Detector : Peak</p>



**Band 1 5150~5250MHz
WIFI 802.11ax HE40 Full (Harmonic @ 3m)**

WIFI	Band 1 5150~5250MHz Harmonic @ 3m	
ANT	802.11ax HE40 Full CH38 5190MHz	
1+2+3	Horizontal	Vertical
Peak Avg.	<p>Site : 03CH16-HY Condition : PEAQ(UNII) 3m 9120D_1522 HORIZONTAL Detector : Peak</p>	<p>Site : 03CH16-HY Condition : PEAQ(UNII) 3m 9120D_1522 VERTICAL Detector : Peak</p>



WIFI	Band 1 5150~5250MHz Harmonic @ 3m	
ANT	802.11ax HE40 Full CH46 5230MHz	
1+2+3	Horizontal	Vertical
<p>Peak</p> <p>Avg.</p>	 <p>Site : 03CH16-HY Condition : PEAK(UNIT) 3m 91200_1522 HORIZONTAL Detector : Peak</p>	 <p>Site : 03CH16-HY Condition : PEAK(UNIT) 3m 91200_1522 VERTICAL Detector : Peak</p>



**Band 1 5150~5250MHz
WIFI 802.11ax HE80 Full (Harmonic @ 3m)**

WIFI	Band 1 5150~5250MHz Harmonic @ 3m	
ANT	802.11ax HE80 Full CH42 5210MHz	
1+2+3	Horizontal	Vertical
Peak Avg.	<p>Site : 03CH16-HY Condition : PEAK(UNII) 3m 91200_1522 HORIZONTAL Detector : Peak</p>	<p>Site : 03CH16-HY Condition : PEAK(UNII) 3m 91200_1522 VERTICAL Detector : Peak</p>



Band 1 5150~5250MHz
WIFI 802.11ax HE160 Full (Harmonic @ 3m)

WIFI	Band 1 5150~5250MHz Harmonic @ 3m	
ANT	802.11ax HE160 Full CH50 5250MHz	
1+2+3	Horizontal	Vertical
Peak Avg.	<p>Site : 03CH16-HY Condition : PEAK(UNII) 3m 91200_1522 HORIZONTAL Detector : Peak</p>	<p>Site : 03CH16-HY Condition : PEAK(UNII) 3m 91200_1522 VERTICAL Detector : Peak</p>



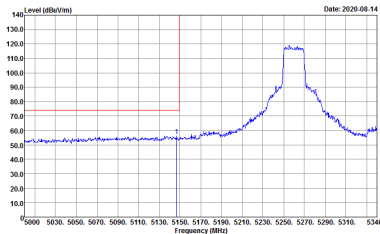
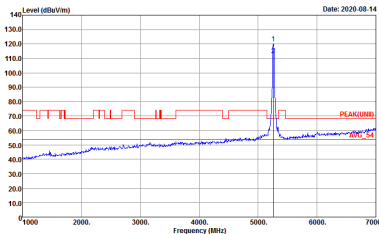
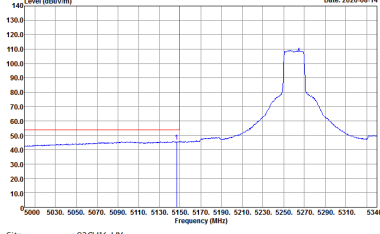
Band 2 - 5250~5350MHz
WIFI 802.11ax HE20 Full (Band Edge @ 3m)

WIFI	Band 2 5250~5350MHz Band Edge @ 3m	
ANT	802.11ax HE20 Full CH52 5260MHz - L	
1+2+3	Horizontal	Fundamental
Peak	<p>Site : 03CH16-HY Condition : PEAK_BE_74 3m 91200_1522 HORIZONTAL :RBW:1000.000kHz VBW:3000.000kHz SWT:Auto</p>	<p>Site : 03CH16-HY Condition : PEAK(FUN1) 3m 91200_1522 HORIZONTAL :RBW:1000.000kHz VBW:3000.000kHz SWT:Auto</p>
Avg.	<p>Site : 03CH16-HY Condition : AVG_BE_54 3m 91200_1522 HORIZONTAL :RBW:1000.000kHz VBW:10000kHz SWT:Auto</p>	Left blank

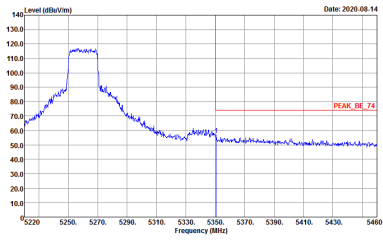
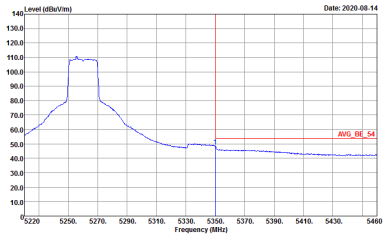


WIFI	Band 2 5250~5350MHz Band Edge @ 3m	
ANT	802.11ax HE20 Full CH52 5260MHz - R	
1+2+3	Horizontal	Fundamental
<p>Peak</p>		<p>Left blank</p>
<p>Avg.</p>		<p>Left blank</p>

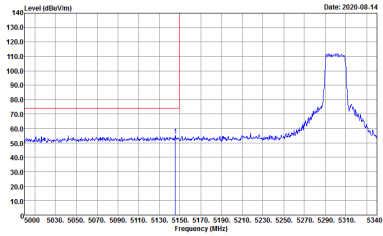
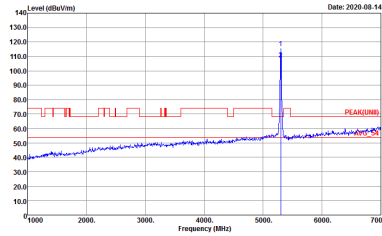
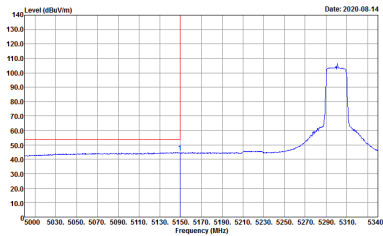


WIFI	Band 2 5250~5350MHz Band Edge @ 3m	
ANT	802.11ax HE20 Full CH52 5260MHz - L	
1+2+3	Vertical	Fundamental
Peak	 <p>Level (dBV/m) vs Frequency (MHz) plot showing a peak at approximately 5260 MHz. The y-axis ranges from 10.0 to 140.0 dBV/m, and the x-axis ranges from 5000 to 5340 MHz. A red vertical line marks the peak at 5260 MHz.</p> <p>Site : 03CH16-HY Condition : PEAK_SE_74 3m 91200_1522 VERTICAL : RBW:1000.000KHz VBW:3000.000KHz SWT:Auto</p>	 <p>Level (dBV/m) vs Frequency (MHz) plot showing a peak at approximately 5260 MHz. The y-axis ranges from 10.0 to 140.0 dBV/m, and the x-axis ranges from 1000 to 7000 MHz. A red vertical line marks the peak at 5260 MHz.</p> <p>Site : 03CH16-HY Condition : PEAK(FUN1) 3m 91200_1522 VERTICAL : RBW:1000.000KHz VBW:3000.000KHz SWT:Auto</p>
Avg.	 <p>Level (dBV/m) vs Frequency (MHz) plot showing a peak at approximately 5260 MHz. The y-axis ranges from 10.0 to 140.0 dBV/m, and the x-axis ranges from 5000 to 5340 MHz. A red vertical line marks the peak at 5260 MHz.</p> <p>Site : 03CH16-HY Condition : AV6_BE_54 3m 91200_1522 VERTICAL : RBW:1000.000KHz VBW:1000KHz SWT:Auto</p>	Left blank



WIFI	Band 2 5250~5350MHz Band Edge @ 3m	
ANT	802.11ax HE20 Full CH52 5260MHz - R	
1+2+3	Vertical	Fundamental
<p>Peak</p>	 <p>Site : 03CH16-HY Condition : PEAK_BE_74 3m 91200_1522 VERTICAL : RBW:1000.000KHz VBW:3000.000KHz SWT:Auto</p>	<p>Left blank</p>
<p>Avg.</p>	 <p>Site : 03CH16-HY Condition : AVG_BE_54 3m 91200_1522 VERTICAL : RBW:1000.000KHz VBW:1000KHz SWT:Auto</p>	<p>Left blank</p>



WIFI	Band 2 5250~5350MHz Band Edge @ 3m	
ANT	802.11ax HE20 Full CH60 5300MHz - L	
1+2+3	Horizontal	Fundamental
Peak	 <p>Site : 03CH16-HY Condition : PEAK_SE_74 3m 91200_1522 HORIZONTAL : RBW:1000.000kHz VBW:3000.000kHz SWT:Auto</p>	 <p>Site : 03CH16-HY Condition : PEAK(FUND) 3m 91200_1522 HORIZONTAL : RBW:1000.000kHz VBW:3000.000kHz SWT:Auto</p>
Avg.	 <p>Site : 03CH16-HY Condition : AV6_BE_54 3m 91200_1522 HORIZONTAL : RBW:1000.000kHz VBW:1000kHz SWT:Auto</p>	Left blank

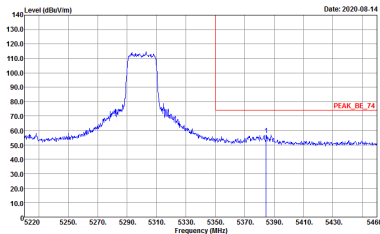
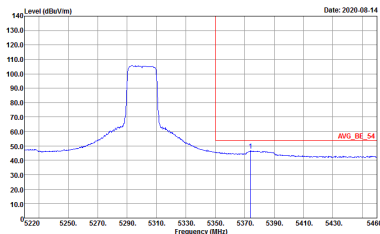


WIFI	Band 2 5250~5350MHz Band Edge @ 3m	
ANT	802.11ax HE20 Full CH60 5300MHz - R	
1+2+3	Horizontal	Fundamental
<p>Peak</p>		<p>Left blank</p>
<p>Avg.</p>		<p>Left blank</p>

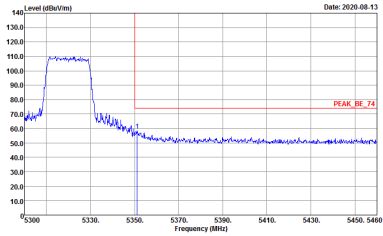
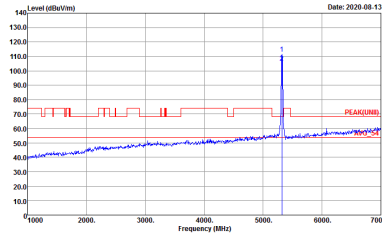
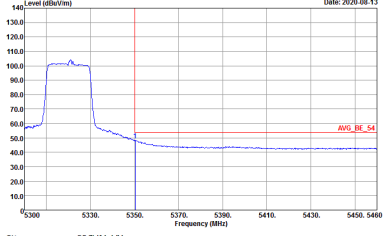


WIFI	Band 2 5250~5350MHz Band Edge @ 3m	
ANT	802.11ax HE20 Full CH60 5300MHz - L	
1+2+3	Vertical	Fundamental
Peak	<p>Site : 03CH16-HY Condition : PEAK_SE_74 3m 91200_1522 VERTICAL : RBW:1000.000KHz VBW:3000.000KHz SWT:Auto</p>	<p>Site : 03CH16-HY Condition : PEAK(FUN1) 3m 91200_1522 VERTICAL : RBW:1000.000KHz VBW:3000.000KHz SWT:Auto</p>
Avg.	<p>Site : 03CH16-HY Condition : AV6_BE_54 3m 91200_1522 VERTICAL : RBW:1000.000KHz VBW:1.000KHz SWT:Auto</p>	Left blank

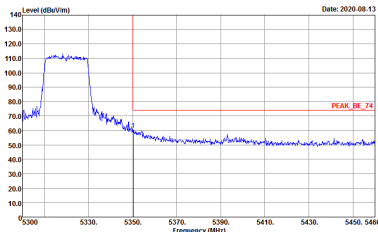
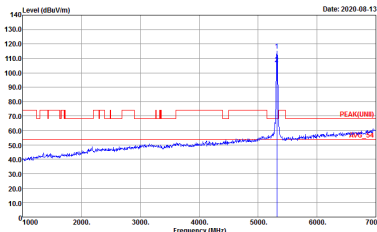
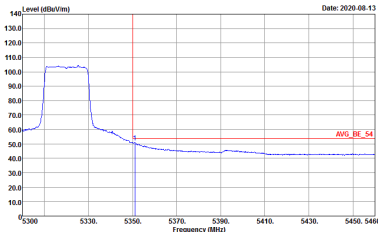


WIFI	Band 2 5250~5350MHz Band Edge @ 3m	
ANT	802.11ax HE20 Full CH60 5300MHz - R	
1+2+3	Vertical	Fundamental
<p>Peak</p>	 <p>Site : 03CH16-HY Condition : PEAK_BE_74 3m 91200_1522 VERTICAL : RBW:1000.000KHz VBW:3000.000KHz SWT:Auto</p>	<p>Left blank</p>
<p>Avg.</p>	 <p>Site : 03CH16-HY Condition : AVG_BE_54 3m 91200_1522 VERTICAL : RBW:1000.000KHz VBW:1000KHz SWT:Auto</p>	<p>Left blank</p>



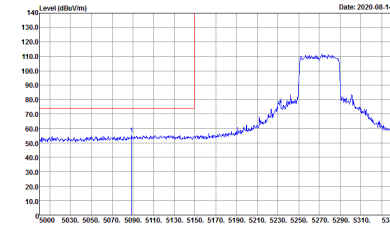
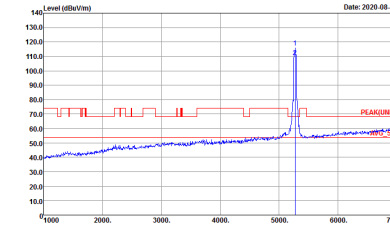
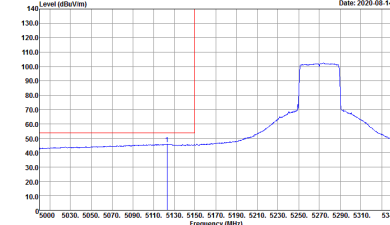
WIFI	Band 2 5250~5350MHz Band Edge @ 3m	
ANT	802.11ax HE20 Full CH64 5320MHz	
1+2+3	Horizontal	Fundamental
<p>Peak</p>	 <p>Site : 03CH16-HY Condition : PEAK_BE_74 3m 91200_1522 HORIZONTAL : RBW:1000.000KHz VBW:3000.000KHz SWT:Auto</p>	 <p>Site : 03CH16-HY Condition : PEAK(LINE) 3m 91200_1522 HORIZONTAL : RBW:1000.000KHz VBW:3000.000KHz SWT:Auto</p>
<p>Avg.</p>	 <p>Site : 03CH16-HY Condition : AVG_BE_54 3m 91200_1522 HORIZONTAL : RBW:1000.000KHz VBW:1000KHz SWT:Auto</p>	<p>Left blank</p>



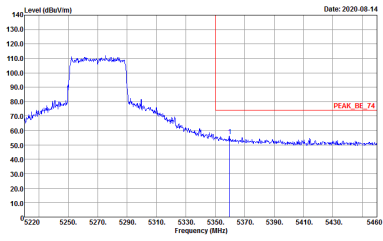
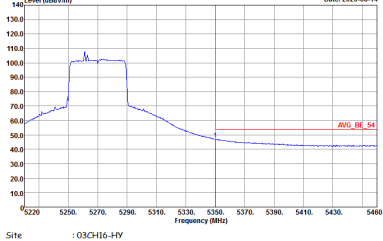
WIFI	Band 2 5250~5350MHz Band Edge @ 3m	
ANT	802.11ax HE20 Full CH64 5320MHz	
1+2+3	Vertical	Fundamental
<p>Peak</p>	 <p>Site : 03CH16-HY Condition : PEAK_BE_74 3m 91200_1522 VERTICAL : RBW:1000.000KHz VBW:3000.000KHz SWT:Auto</p>	 <p>Site : 03CH16-HY Condition : PEAK(FUN) 3m 91200_1522 VERTICAL : RBW:1000.000KHz VBW:3000.000KHz SWT:Auto</p>
<p>Avg.</p>	 <p>Site : 03CH16-HY Condition : AVG_BE_54 3m 91200_1522 VERTICAL : RBW:1000.000KHz VBW:1000KHz SWT:Auto</p>	<p>Left blank</p>



Band 2 - 5250~5350MHz
WIFI 802.11ax HE40 Full (Band Edge @ 3m)

WIFI	Band 2 5250~5350MHz Band Edge @ 3m	
ANT	802.11ax HE40 Full CH54 5270 - L	
1+2+3	Horizontal	Fundamental
<p align="center">Peak</p>	 <p>Site : 03CH16-HY Condition : PEAK_BE_74 3m 91200_1522 HORIZONTAL : RBW:1000.000KHz VBW:3000.000KHz SWT:Auto</p>	 <p>Site : 03CH16-HY Condition : PEAK(UNII) 3m 91200_1522 HORIZONTAL : RBW:1000.000KHz VBW:3000.000KHz SWT:Auto</p>
<p align="center">Avg.</p>	 <p>Site : 03CH16-HY Condition : AVG_BE_54 3m 91200_1522 HORIZONTAL : RBW:1000.000KHz VBW:1.000KHz SWT:Auto</p>	<p align="center">Left blank</p>



WIFI	Band 2 5250~5350MHz Band Edge @ 3m	
ANT	802.11ax HE40 Full CH54 5270 - R	
1+2+3	Horizontal	Fundamental
<p>Peak</p>	 <p>Site : 03CH16-HY Condition : PEAK_BE_74 3m 91200_1522 HORIZONTAL : RBW:1000.000kHz VBW:3000.000kHz SWF:Auto</p>	<p>Left blank</p>
<p>Avg.</p>	 <p>Site : 03CH16-HY Condition : AVG_BE_54 3m 91200_1522 HORIZONTAL : RBW:1000.000kHz VBW:1000kHz SWT:Auto</p>	<p>Left blank</p>