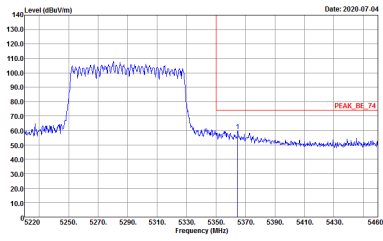
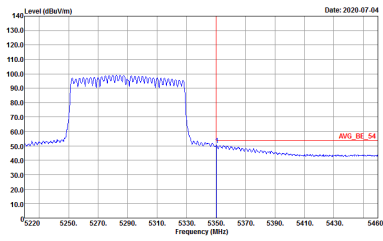




WIFI	Band 2 5250~5350MHz Band Edge @ 3m	
ANT	802.11ax HE80 Full CH58 5290MHz - L	
1+2	Vertical	Fundamental
Peak	<p>Level (dBm/1m) vs Frequency (MHz) Date: 2020-07-04</p> <p>Site : 03CH16-HY Condition : PEAK_SE_74 3m 91200_1522 VERTICAL RBW:1000.000kHz VBW:3000.000kHz SWT:Auto</p>	<p>Level (dBm/1m) vs Frequency (MHz) Date: 2020-07-04</p> <p>Site : 03CH16-HY Condition : PEAK(FUN1) 3m 91200_1522 VERTICAL RBW:1000.000kHz VBW:3000.000kHz SWT:Auto</p>
Avg.	<p>Level (dBm/1m) vs Frequency (MHz) Date: 2020-07-04</p> <p>Site : 03CH16-HY Condition : AV6_BE_54 3m 91200_1522 VERTICAL RBW:1000.000kHz VBW:3.000kHz SWT:Auto</p>	Left blank



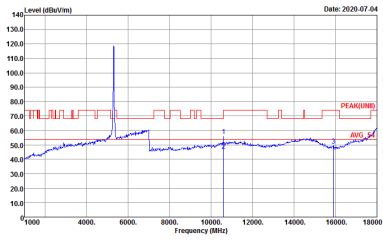
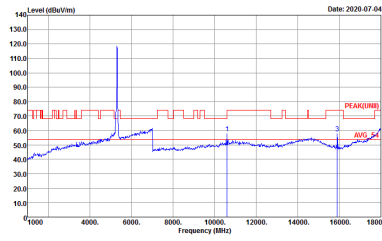
WIFI	Band 2 5250~5350MHz Band Edge @ 3m	
ANT	802.11ax HE80 Full CH58 5290MHz - R	
1+2	Vertical	Fundamental
Peak	 <p>Site : 03CH16-HY Condition : PEAK_BE_74 3m 9120D_1522 VERTICAL : RBW:1000.000kHz VBW:3000.000kHz SWT:Auto</p>	Left blank
Avg.	 <p>Site : 03CH16-HY Condition : AVG_BE_54 3m 9120D_1522 VERTICAL : RBW:1000.000kHz VBW:3.000kHz SWT:Auto</p>	Left blank



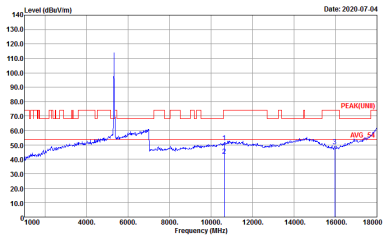
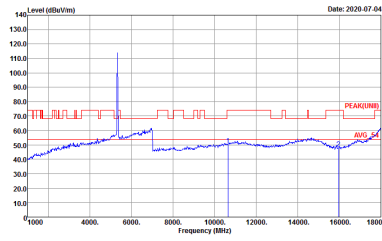
Band 2 - 5250~5350MHz
WIFI 802.11a (Harmonic @ 3m)

WIFI	Band 2 5250~5350MHz Harmonic @ 3m	
ANT	802.11a CH52 5260MHz	
1+2	Horizontal	Vertical
Peak Avg.	<p>Site : 03CH16-HY Condition : PEAK(LINII) 3m 91200_1522 HORIZONTAL Detector : Peak</p>	<p>Site : 03CH16-HY Condition : PEAK(LINII) 3m 91200_1522 VERTICAL Detector : Peak</p>



WIFI	Band 2 5250~5350MHz Harmonic @ 3m	
ANT	802.11a CH60 5300MHz	
1+2	Horizontal	Vertical
<p>Peak</p> <p>Avg.</p>	 <p>Site : 03CH16-HY Condition : PEAK(UNIT) 3m 91200_1522 HORIZONTAL Detector : Peak</p>	 <p>Site : 03CH16-HY Condition : PEAK(UNIT) 3m 91200_1522 VERTICAL Detector : Peak</p>



WIFI	Band 2 5250~5350MHz Harmonic @ 3m	
ANT	802.11a CH64 5320MHz	
1+2	Horizontal	Vertical
<p>Peak</p> <p>Avg.</p>	 <p>Site : 03CH16-HY Condition : PEAK(UNIT) 3m 91200_1522 HORIZONTAL Detector : Peak</p>	 <p>Site : 03CH16-HY Condition : PEAK(UNIT) 3m 91200_1522 VERTICAL Detector : Peak</p>



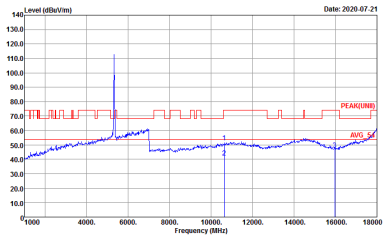
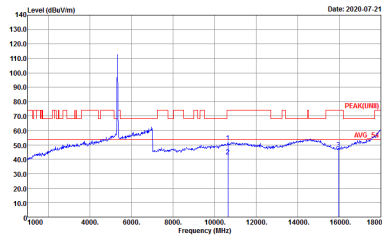
Band 2 5250~5350MHz
WIFI 802.11ax HE20 Full (Harmonic @ 3m)

WIFI	Band 2 5250~5350MHz Harmonic @ 3m	
ANT	802.11ax HE20 Full CH52 5260MHz	
1+2	Horizontal	Vertical
Peak Avg.	<p>Site : 03CH16-HY Condition : PEAK(UNII) 3m 9120D_1522 HORIZONTAL Detector : Peak</p>	<p>Site : 03CH16-HY Condition : PEAK(UNII) 3m 9120D_1522 VERTICAL Detector : Peak</p>



WIFI	Band 2 5250~5350MHz Harmonic @ 3m	
ANT	802.11ax HE20 Full CH60 5300MHz	
1+2	Horizontal	Vertical
Peak Avg.	<p>Site : 03CH16-HY Condition : PEAK(UNIT) 3m 91200_1522 HORIZONTAL Detector : Peak</p>	<p>Site : 03CH16-HY Condition : PEAK(UNIT) 3m 91200_1522 VERTICAL Detector : Peak</p>



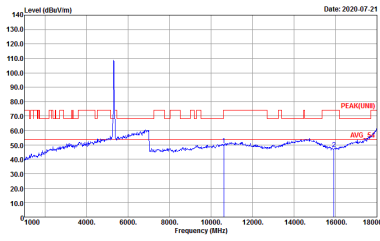
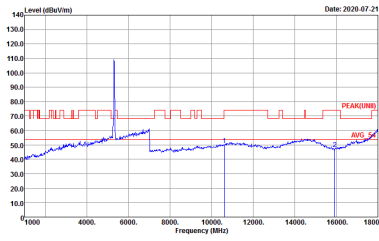
WIFI	Band 2 5250~5350MHz Harmonic @ 3m	
ANT	802.11ax HE20 Full CH64 5320MHz	
1+2	Horizontal	Vertical
<p>Peak</p> <p>Avg.</p>	 <p>Site : 03CH16-HY Condition : PEAK(UNIT) 3m 91200_1522 HORIZONTAL Detector : Peak</p>	 <p>Site : 03CH16-HY Condition : PEAK(UNIT) 3m 91200_1522 VERTICAL Detector : Peak</p>



Band 2 - 5250~5350MHz
WIFI 802.11ax HE40 Full (Harmonic @ 3m)

WIFI	Band 2 5250~5350MHz Harmonic @ 3m	
ANT	802.11ax HE40 Full CH54 5270	
1+2	Horizontal	Vertical
Peak Avg.	<p>Site : 03CH16-HY Condition : PEAK(UNII) 3m 9120D_1522 HORIZONTAL Detector : Peak</p>	<p>Site : 03CH16-HY Condition : PEAK(UNII) 3m 9120D_1522 VERTICAL Detector : Peak</p>



WIFI	Band 2 5250~5350MHz Harmonic @ 3m	
ANT	802.11ax HE40 Full CH62 5310	
1+2	Horizontal	Vertical
<p>Peak</p> <p>Avg.</p>	 <p>Site : 03CH16-HY Condition : PEAK(UNIT) 3m 91200_1522 HORIZONTAL Detector : Peak</p>	 <p>Site : 03CH16-HY Condition : PEAK(UNIT) 3m 91200_1522 VERTICAL Detector : Peak</p>



Band 2 5250~5350MHz
WIFI 802.11ax HE80 Full (Harmonic @ 3m)

WIFI	Band 2 5250~5350MHz Harmonic @ 3m	
ANT	802.11ax HE80 Full CH58 5290MHz	
1+2	Horizontal	Vertical
Peak Avg.	<p>Site : 03CH16-HY Condition : PEAK(UNII) 3m 91200_1522 HORIZONTAL Detector : Peak</p>	<p>Site : 03CH16-HY Condition : PEAK(UNII) 3m 91200_1522 VERTICAL Detector : Peak</p>



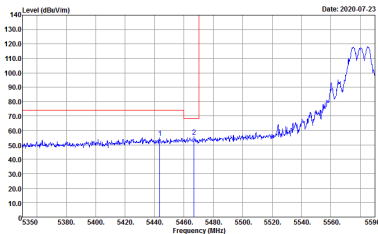
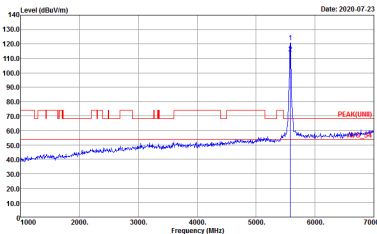
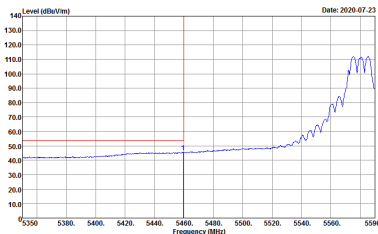
Band 3 - 5470~5725MHz
WIFI 802.11a (Band Edge @ 3m)

WIFI	Band 3 5470~5725MHz Band Edge @ 3m	
ANT	802.11a CH100 5500MHz	
1+2	Horizontal	Fundamental
Peak	<p>Date: 2020-09-03</p> <p>Site : 03CH16-HY Condition : PEAK_BE(UNIT)_B3 3m 91200_1522 HORIZONTAL : RBW:1000.000KHz VBW:3000.000KHz SWT:Auto</p>	<p>Date: 2020-09-03</p> <p>Site : 03CH16-HY Condition : PEAK(UNIT) 3m 91200_1522 HORIZONTAL : RBW:1000.000KHz VBW:3000.000KHz SWT:Auto</p>
Avg.	<p>Date: 2020-09-03</p> <p>Site : 03CH16-HY Condition : AVG_BE(UNIT)_B3 3m 91200_1522 HORIZONTAL : RBW:1000.000KHz VBW:1.000KHz SWT:Auto</p>	Left blank

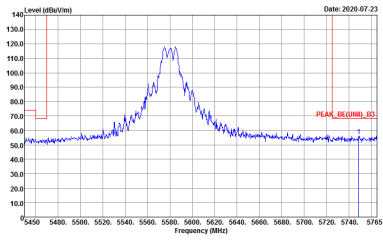


WIFI	Band 3 5470~5725MHz Band Edge @ 3m	
ANT	802.11a CH100 5500MHz	
1+2	Vertical	Fundamental
Peak	<p>Site : 03CH16-HY Condition : PEAK_BE(UNIT)_B3 3m 91200_1522 VERTICAL : RBW:1000.000KHz VBW:3000.000KHz SWT:Auto</p>	<p>Site : 03CH16-HY Condition : PEAK(UNIT) 3m 91200_1522 VERTICAL : RBW:1000.000KHz VBW:3000.000KHz SWT:Auto</p>
Avg.	<p>Site : 03CH16-HY Condition : AV6_BE(UNIT)_B3 3m 91200_1522 VERTICAL : RBW:1000.000KHz VBW:1.000KHz SWT:Auto</p>	Left blank

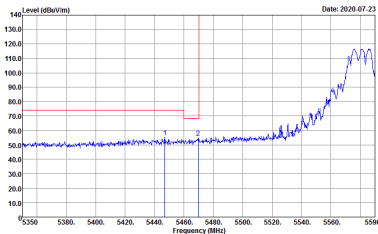
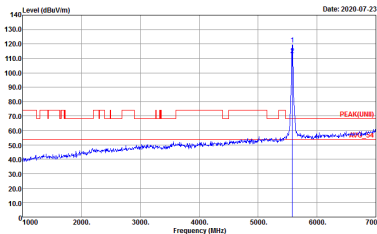
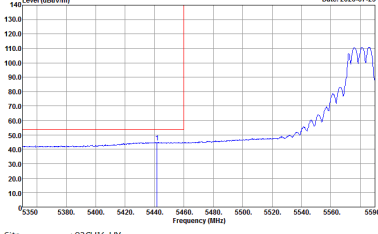


WIFI	Band 3 5470~5725MHz Band Edge @ 3m	
ANT	802.11a CH116 5580MHz - L	
1+2	Horizontal	Fundamental
<p>Peak</p>	 <p>Level (dBuV/m) vs Frequency (MHz) plot showing a peak at 5580 MHz. The y-axis ranges from 10.0 to 140.0 dBuV/m, and the x-axis ranges from 5350 to 5580 MHz. A red vertical line marks the peak at 5580 MHz.</p> <p>Site : 03CH16-HY Condition : PEAK_BE(UNIT)_B3 3m 91200_1522 HORIZONTAL : RBW:1000.000KHz VBW:3000.000KHz SWT:Auto</p>	 <p>Level (dBuV/m) vs Frequency (MHz) plot showing a peak at 5580 MHz. The y-axis ranges from 10.0 to 140.0 dBuV/m, and the x-axis ranges from 1000 to 7000 MHz. A red vertical line marks the peak at 5580 MHz.</p> <p>Site : 03CH16-HY Condition : PEAK(UNIT)_B3 3m 91200_1522 HORIZONTAL : RBW:1000.000KHz VBW:3000.000KHz SWT:Auto</p>
<p>Avg.</p>	 <p>Level (dBuV/m) vs Frequency (MHz) plot showing the average signal. The y-axis ranges from 10.0 to 140.0 dBuV/m, and the x-axis ranges from 5350 to 5580 MHz. A red vertical line marks the peak at 5580 MHz.</p> <p>Site : 03CH16-HY Condition : AV6_BE(UNIT)_B3 3m 91200_1522 HORIZONTAL : RBW:1000.000KHz VBW:1.000KHz SWT:Auto</p>	<p>Left blank</p>

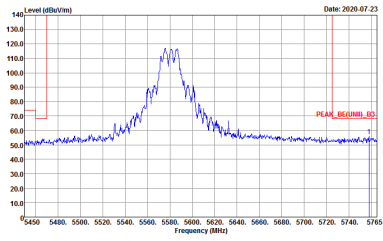


WIFI	Band 3 5470~5725MHz Band Edge @ 3m	
ANT	802.11a CH116 5580MHz - R	
1+2	Horizontal	Fundamental
Peak	 <p>Site : 03CH16-HY Condition : PEAK_SE[UNIT]_B3 3m 91200_1522 HORIZONTAL RBW:1000.000kHz VBW:3000.000kHz SWF:Auto</p>	Left blank



WIFI	Band 3 5470~5725MHz Band Edge @ 3m	
ANT	802.11a CH116 5580MHz - L	
1+2	Vertical	Fundamental
Peak	 <p>Level (dBuV/m) vs Frequency (MHz) plot showing a peak at approximately 5580 MHz. The y-axis ranges from 10.0 to 140.0 dBuV/m, and the x-axis ranges from 5350 to 5580 MHz. A red vertical line marks the peak at 5580 MHz.</p> <p>Site : 03CH16-HY Condition : PEAK_BE(UNIT)_B3 3m 91200_1522 VERTICAL : RBW:1000.000KHz VBW:3000.000KHz SWT:Auto</p>	 <p>Level (dBuV/m) vs Frequency (MHz) plot showing a peak at approximately 5580 MHz. The y-axis ranges from 10.0 to 140.0 dBuV/m, and the x-axis ranges from 1000 to 7000 MHz. A red vertical line marks the peak at 5580 MHz.</p> <p>Site : 03CH16-HY Condition : PEAK(UNIT)_B3 3m 91200_1522 VERTICAL : RBW:1000.000KHz VBW:3000.000KHz SWT:Auto</p>
Avg.	 <p>Level (dBuV/m) vs Frequency (MHz) plot showing the average signal. The y-axis ranges from 10.0 to 140.0 dBuV/m, and the x-axis ranges from 5350 to 5580 MHz. A red vertical line marks the peak at 5580 MHz.</p> <p>Site : 03CH16-HY Condition : AV6_BE(UNIT)_B3 3m 91200_1522 VERTICAL : RBW:1000.000KHz VBW:1000KHz SWT:Auto</p>	Left blank



WIFI	Band 3 5470~5725MHz Band Edge @ 3m	
ANT	802.11a CH116 5580MHz - R	
1+2	Vertical	Fundamental
Peak	 <p>Site : 03CH16-HY Condition : PEAK_SE[UNIT1]_B3 3m 91200_1522 VERTICAL RBW:1000.000kHz VBW:3000.000kHz SWF:Auto</p>	Left blank



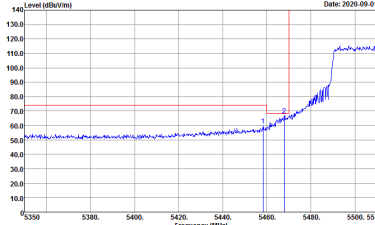
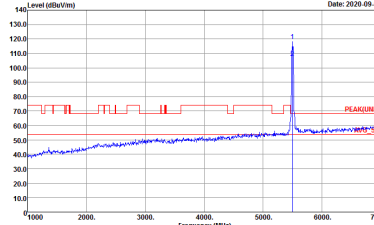
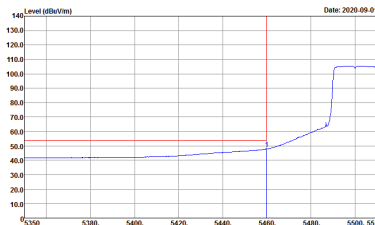
WIFI	Band 3 5470~5725MHz Band Edge @ 3m	
ANT	802.11a CH140 5700MHz	
1+2	Horizontal	Fundamental
Peak	<p>Site : 03CH16-HY Condition : PEAK_SE(UNIT)_B3 3m 91200_1522 HORIZONTAL : RBW:1000.000KHz VSW:3000.000KHz SWT:Auto</p>	<p>Site : 03CH16-HY Condition : PEAK(UNIT) 3m 91200_1522 HORIZONTAL : RBW:1000.000KHz VSW:3000.000KHz SWT:Auto</p>



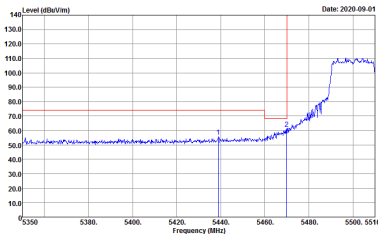
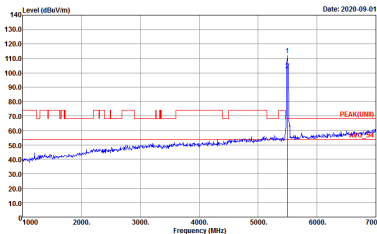
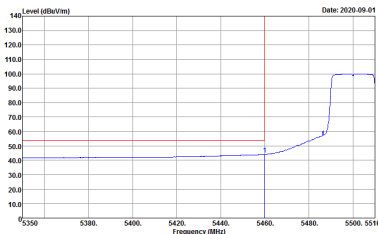
WIFI	Band 3 5470~5725MHz Band Edge @ 3m	
ANT	802.11a CH140 5700MHz	
1+2	Vertical	Fundamental
Peak	<p>Site : 03CH16-HY Condition : PEAK_06(UNIT)_B3 3m 91200_1522 VERTICAL : RBW:1000.000KHz VBW:3000.000KHz SWT:Auto</p>	<p>Site : 03CH16-HY Condition : PEAK_06(UNIT)_B3 3m 91200_1522 VERTICAL : RBW:1000.000KHz VBW:3000.000KHz SWT:Auto</p>



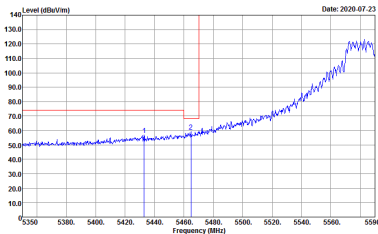
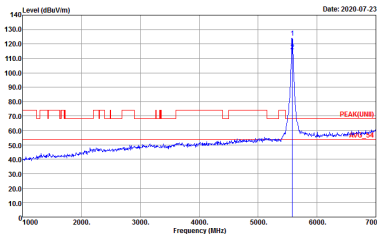
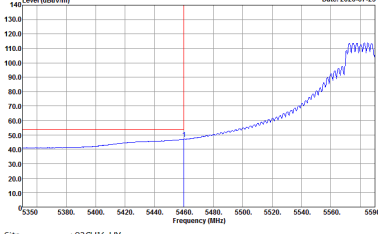
Band 3 5470~5725MHz
WIFI 802.11ax HE20 Full (Band Edge @ 3m)

WIFI	Band 3 5470~5725MHz Band Edge @ 3m	
ANT	802.11ax HE20 Full CH100 5500MHz	
1+2	Horizontal	Fundamental
<p align="center">Peak</p>	 <p>Date: 2020-09-01</p> <p>Site : 03CH16-HY Condition : PEAK_BE[UNII]_B3 3m 91200_1522 HORIZONTAL : RBW:1000.000KHz VBW:3000.000KHz SWT:Auto</p>	 <p>Date: 2020-09-01</p> <p>Site : 03CH16-HY Condition : PEAK[UNII] 3m 91200_1522 HORIZONTAL : RBW:1000.000KHz VBW:3000.000KHz SWT:Auto</p>
<p align="center">Avg.</p>	 <p>Date: 2020-09-01</p> <p>Site : 03CH16-HY Condition : AVG_BE[UNII]_B3 3m 91200_1522 HORIZONTAL : RBW:1000.000KHz VBW:0.010KHz SWT:Auto</p>	<p align="center">Left blank</p>

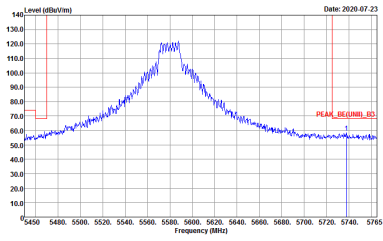


WIFI	Band 3 5470~5725MHz Band Edge @ 3m	
ANT	802.11ax HE20 Full CH100 5500MHz	
1+2	Vertical	Fundamental
Peak	 <p>Level (dBuV/m) vs Frequency (MHz) plot showing a peak at approximately 5470 MHz. The y-axis ranges from 10.0 to 140.0 dBuV/m, and the x-axis ranges from 5350 to 5510 MHz. A red vertical line marks the peak at 5470 MHz.</p> <p>Site : 03CH16-HY Condition : PEAK_BE(UNIT)_B3 3m 91200_1522 VERTICAL : RBW:1000.000KHz VBW:3000.000KHz SWT:Auto</p>	 <p>Level (dBuV/m) vs Frequency (MHz) plot showing a peak at approximately 5470 MHz. The y-axis ranges from 10.0 to 140.0 dBuV/m, and the x-axis ranges from 1000 to 7000 MHz. A red vertical line marks the peak at 5470 MHz.</p> <p>Site : 03CH16-HY Condition : PEAK(UNIT) 3m 91200_1522 VERTICAL : RBW:1000.000KHz VBW:3000.000KHz SWT:Auto</p>
Avg.	 <p>Level (dBuV/m) vs Frequency (MHz) plot showing the average signal. The y-axis ranges from 10.0 to 140.0 dBuV/m, and the x-axis ranges from 5350 to 5510 MHz. A red vertical line marks the peak at 5470 MHz.</p> <p>Site : 03CH16-HY Condition : AV6_BE(UNIT)_B3 3m 91200_1522 VERTICAL : RBW:1000.000KHz VBW:0.010KHz SWT:Auto</p>	Left blank

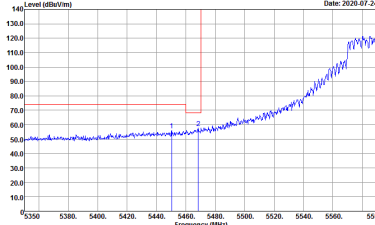
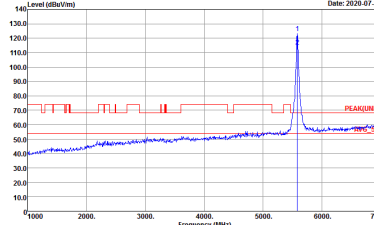
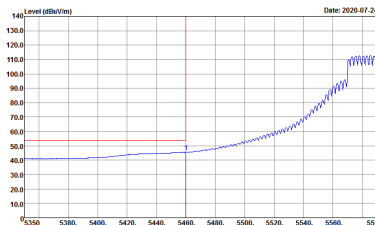


WIFI	Band 3 5470~5725MHz Band Edge @ 3m	
ANT	802.11ax HE20 Full CH116 5580MHz - L	
1+2	Horizontal	Fundamental
<p>Peak</p>	 <p>Level (dBuV/m) vs Frequency (MHz) plot showing a rising signal level from 5350 to 5580 MHz. A red vertical line is at 5480 MHz. Date: 2020-07-23</p> <p>Site : 03CH16-HY Condition : PEAK_BE(UNIT)_B3 3m 91200_1522 HORIZONTAL : RBW:1000.000KHz VBW:3000.000KHz SWT:Auto</p>	 <p>Level (dBuV/m) vs Frequency (MHz) plot showing a sharp peak at approximately 5580 MHz. Date: 2020-07-23</p> <p>Site : 03CH16-HY Condition : PEAK(UNIT) 3m 91200_1522 HORIZONTAL : RBW:1000.000KHz VBW:3000.000KHz SWT:Auto</p>
<p>Avg.</p>	 <p>Level (dBuV/m) vs Frequency (MHz) plot showing an averaged signal level from 5350 to 5580 MHz. A red vertical line is at 5480 MHz. Date: 2020-07-23</p> <p>Site : 03CH16-HY Condition : AV6_BE(UNIT)_B3 3m 91200_1522 HORIZONTAL : RBW:1000.000KHz VBW:0.010KHz SWT:Auto</p>	<p>Left blank</p>



WIFI	Band 3 5470~5725MHz Band Edge @ 3m	
ANT	802.11ax HE20 Full CH116 5580MHz - R	
1+2	Horizontal	Fundamental
Peak	 <p>Site : 03CH16-HY Condition : PEAK_SE[UNIT]_B3 3m 91200_1522 HORIZONTAL RBW:1000.000kHz VBW:3000.000kHz SWF:Auto</p> <p>Date: 2020-07-23</p>	Left blank

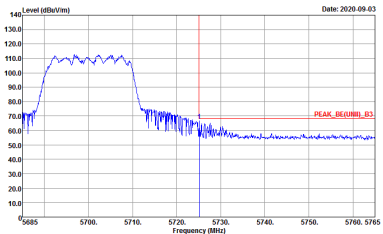
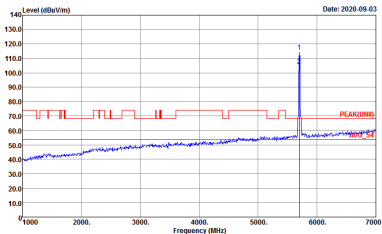


WIFI	Band 3 5470~5725MHz Band Edge @ 3m	
ANT	802.11ax HE20 Full CH116 5580MHz - L	
1+2	Vertical	Fundamental
<p>Peak</p>	 <p>Site : 03CH16-HY Condition : PEAK_BE(UNII)_B3 3m 91200_1522 VERTICAL RBW:1000.000KHz VBW:3000.000KHz SWT:Auto Detector : Peak Project : 031701</p>	 <p>Site : 03CH16-HY Condition : PEAK(UNII) 3m 91200_1522 VERTICAL RBW:1000.000KHz VBW:3000.000KHz SWT:Auto Detector : Peak Project : 031701</p>
<p>Avg.</p>	 <p>Site : 03CH16-HY Condition : AVG_BE(UNII)_B3 3m 91200_1522 VERTICAL RBW:1000.000KHz VBW:0.010KHz SWT:Auto Detector : Peak Project : 031701</p>	<p>Left blank</p>



WIFI	Band 3 5470~5725MHz Band Edge @ 3m	
ANT	802.11ax HE20 Full CH116 5580MHz - R	
1+2	Vertical	Fundamental
Peak	<p>Site : 03CH16-HY Condition : PEAK_BE(UNIT)_B3 3m 91200_1522 VERTICAL RBW:1000.000KHz VBW:3000.000KHz SWF:Auto Detector : Peak Project : 031701</p>	Left blank



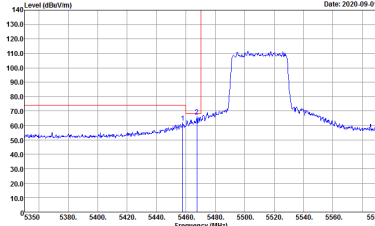
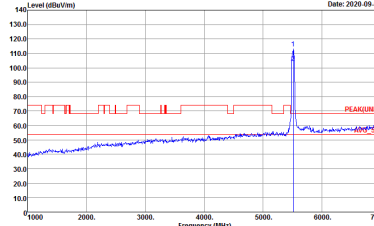
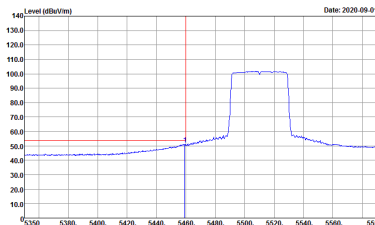
WIFI	Band 3 5470~5725MHz Band Edge @ 3m	
ANT	802.11ax HE20 Full CH140 5700MHz	
1+2	Horizontal	Fundamental
Peak	 <p>Site : 03CH16-HY Condition : PEAK_SE(UNID)_B3 3m 91200_1522 HORIZONTAL : RBW:1000.000KHz VBW:3000.000KHz SWT:Auto</p>	 <p>Site : 03CH16-HY Condition : PEAK(UNID)_B3 3m 91200_1522 HORIZONTAL : RBW:1000.000KHz VBW:3000.000KHz SWT:Auto</p>



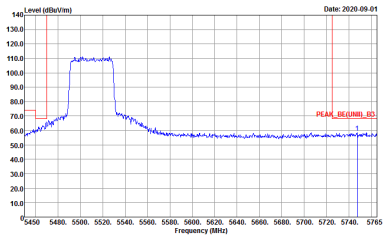
WIFI	Band 3 5470~5725MHz Band Edge @ 3m	
ANT	802.11ax HE20 Full CH140 5700MHz	
1+2	Vertical	Fundamental
Peak	<p>Site : 03CH16-HY Condition : PEAK_06(UMI)_B3 3m 91200_1522 VERTICAL : RBW:1000.000KHz VBW:3000.000KHz SWT:Auto</p>	<p>Site : 03CH16-HY Condition : PEAK_06(UMI)_B3 3m 91200_1522 VERTICAL : RBW:1000.000KHz VBW:3000.000KHz SWT:Auto</p>



Band 3 - 5470~5725MHz
WIFI 802.11ax HE40 Full (Band Edge @ 3m)

WIFI	Band 3 5470~5725MHz Band Edge @ 3m	
ANT	802.11ax HE40 Full CH102 5510MHz - L	
1+2	Horizontal	Fundamental
<p align="center">Peak</p>	 <p>Date: 2020-09-01</p> <p>Site : 03CH16-HY Condition : PEAK_BE(UNIT)_B3 3m 91200_1522 HORIZONTAL : RBW:1000.000KHz VBW:3000.000KHz SWT:Auto</p>	 <p>Date: 2020-09-01</p> <p>Site : 03CH16-HY Condition : PEAK(UNIT) 3m 91200_1522 HORIZONTAL : RBW:1000.000KHz VBW:3000.000KHz SWT:Auto</p>
<p align="center">Avg.</p>	 <p>Date: 2020-09-01</p> <p>Site : 03CH16-HY Condition : AVG_BE(UNIT)_B3 3m 91200_1522 HORIZONTAL : RBW:1000.000KHz VBW:3000.000KHz SWT:Auto</p>	<p align="center">Left blank</p>

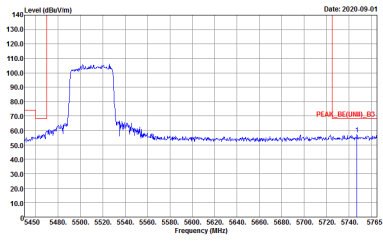


WIFI	Band 3 5470~5725MHz Band Edge @ 3m	
ANT	802.11ax HE40 Full CH102 5510MHz - R	
1+2	Horizontal	Fundamental
Peak	 <p>Site : 03CH16-HY Condition : PEAK_SE(UNIT)_B3 3m 91200_1522 HORIZONTAL : RBW:1000.000kHz VBW:3000.000kHz SWF:Auto</p>	Left blank

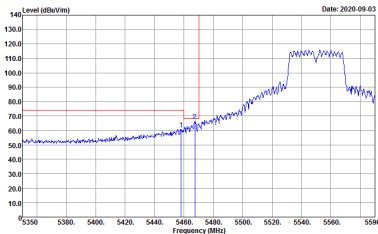
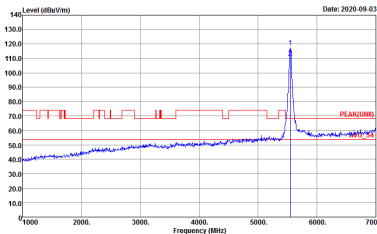
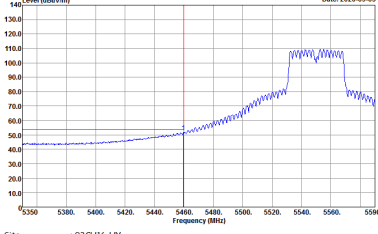


WIFI	Band 3 5470~5725MHz Band Edge @ 3m	
ANT	802.11ax HE40 Full CH102 5510MHz - L	
1+2	Vertical	Fundamental
Peak	<p>Date: 2020-09-01</p> <p>Site : 03CH16-HY Condition : PEAK_BE(UNIT)_B3 3m 91200_1522 VERTICAL : RBW:1000.000KHz VBW:3000.000KHz SWT:Auto</p>	<p>Date: 2020-09-01</p> <p>Site : 03CH16-HY Condition : PEAK(UNIT) 3m 91200_1522 VERTICAL : RBW:1000.000KHz VBW:3000.000KHz SWT:Auto</p>
Avg.	<p>Date: 2020-09-01</p> <p>Site : 03CH16-HY Condition : AV6_BE(UNIT)_B3 3m 91200_1522 VERTICAL : RBW:1000.000KHz VBW:3000.000KHz SWT:Auto</p>	Left blank

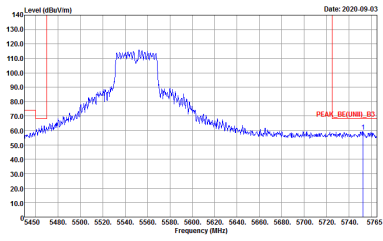


WIFI	Band 3 5470~5725MHz Band Edge @ 3m	
ANT	802.11ax HE40 Full CH102 5510MHz - R	
1+2	Vertical	Fundamental
Peak	 <p>Site : 03CH16-HY Condition : PEAK_SE(UNIT)_B3 3m 91200_1522 VERTICAL RBW:1000.000kHz VBW:3000.000kHz SWF:Auto</p>	Left blank

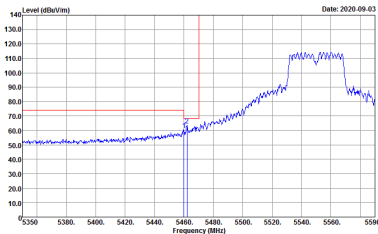
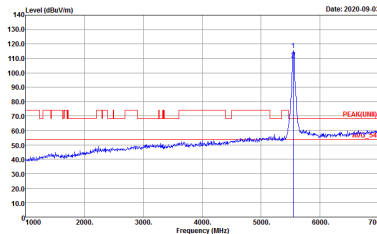
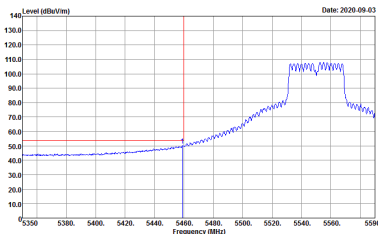


WIFI	Band 3 5470~5725MHz Band Edge @ 3m	
ANT	802.11ax HE40 Full CH110 5550MHz - L	
1+2	Horizontal	Fundamental
<p>Peak</p>	 <p>Level (dBuV/m) vs Frequency (MHz) plot showing a peak at approximately 5470 MHz. The y-axis ranges from 10.0 to 140.0 dBuV/m, and the x-axis ranges from 5350 to 5580 MHz. A red vertical line marks the peak frequency.</p> <p>Site : 03CH16-HY Condition : PEAK_BE(UNIT)_B3 3m 91200_1522 HORIZONTAL : RBW:1000.000KHz VBW:3000.000KHz SWT:Auto</p>	 <p>Level (dBuV/m) vs Frequency (MHz) plot showing a peak at approximately 5550 MHz. The y-axis ranges from 10.0 to 140.0 dBuV/m, and the x-axis ranges from 1000 to 7000 MHz. A red vertical line marks the peak frequency.</p> <p>Site : 03CH16-HY Condition : PEAK(UNIT)_B3 3m 91200_1522 HORIZONTAL : RBW:1000.000KHz VBW:3000.000KHz SWT:Auto</p>
<p>Avg.</p>	 <p>Level (dBuV/m) vs Frequency (MHz) plot showing an average signal across the frequency range. The y-axis ranges from 10.0 to 140.0 dBuV/m, and the x-axis ranges from 5350 to 5580 MHz. A red vertical line is present at 5470 MHz.</p> <p>Site : 03CH16-HY Condition : AV6_BE(UNIT)_B3 3m 91200_1522 HORIZONTAL : RBW:1000.000KHz VBW:3000.000KHz SWT:Auto</p>	<p>Left blank</p>



WIFI	Band 3 5470~5725MHz Band Edge @ 3m	
ANT	802.11ax HE40 Full CH110 5550MHz - R	
1+2	Horizontal	Fundamental
Peak	 <p>Site : 03CH16-HY Condition : PEAK_SE[UNIT]_B3 3m 91200_1522 HORIZONTAL RBW:1000.000kHz VBW:3000.000kHz SWF:Auto</p>	Left blank

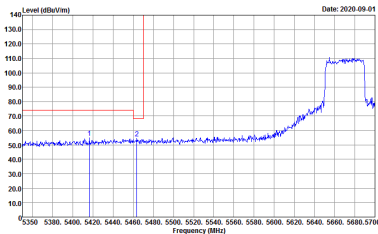
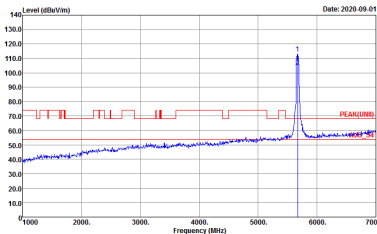
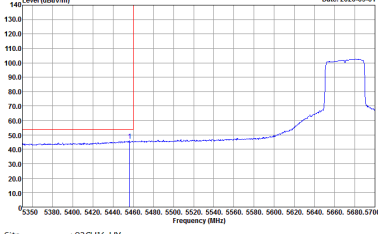


WIFI	Band 3 5470~5725MHz Band Edge @ 3m	
ANT	802.11ax HE40 Full CH110 5550MHz - L	
1+2	Vertical	Fundamental
Peak	 <p>Date: 2020-09-03</p> <p>Site : 03CH16-HY Condition : PEAK_BE(UNIT)_B3 3m 91200_1522 VERTICAL : RBW:1000.000KHz VBW:3000.000KHz SWT:Auto</p>	 <p>Date: 2020-09-03</p> <p>Site : 03CH16-HY Condition : PEAK(UNIT) 3m 91200_1522 VERTICAL : RBW:1000.000KHz VBW:3000.000KHz SWT:Auto</p>
Avg.	 <p>Date: 2020-09-03</p> <p>Site : 03CH16-HY Condition : AV6_BE(UNIT)_B3 3m 91200_1522 VERTICAL : RBW:1000.000KHz VBW:3000.000KHz SWT:Auto</p>	Left blank



WIFI	Band 3 5470~5725MHz Band Edge @ 3m	
ANT	802.11ax HE40 Full CH110 5550MHz - R	
1+2	Vertical	Fundamental
Peak	<p>Site : 03CH16-HY Condition : PEAK_SE[UNIT]_B3 3m 91200_1522 VERTICAL RBW:1000.000kHz VBW:3000.000kHz SWF:Auto</p>	Left blank



WIFI	Band 3 5470~5725MHz Band Edge @ 3m	
ANT	802.11ax HE40 Full CH134 5670MHz - L	
1+2	Horizontal	Fundamental
<p>Peak</p>	 <p>Level (dBV/m) vs Frequency (MHz) plot showing a peak at approximately 5670 MHz. The y-axis ranges from 10.0 to 140.0 dBV/m, and the x-axis ranges from 5350 to 5700 MHz. A red vertical line marks the peak frequency.</p> <p>Site : 03CH16-HY Condition : PEAK_BE(UNIT)_B3 3m 91200_1522 HORIZONTAL : RBW:1000.000KHz VBW:3000.000KHz SWT:Auto</p>	 <p>Level (dBV/m) vs Frequency (MHz) plot showing a peak at approximately 5670 MHz. The y-axis ranges from 10.0 to 140.0 dBV/m, and the x-axis ranges from 1000 to 7000 MHz. A red vertical line marks the peak frequency.</p> <p>Site : 03CH16-HY Condition : PEAK(UNIT)_B3 3m 91200_1522 HORIZONTAL : RBW:1000.000KHz VBW:3000.000KHz SWT:Auto</p>
<p>Avg.</p>	 <p>Level (dBV/m) vs Frequency (MHz) plot showing the average signal. The y-axis ranges from 10.0 to 140.0 dBV/m, and the x-axis ranges from 5350 to 5700 MHz. A red vertical line marks the peak frequency.</p> <p>Site : 03CH16-HY Condition : AV6_BE(UNIT)_B3 3m 91200_1522 HORIZONTAL : RBW:1000.000KHz VBW:3000KHz SWT:Auto</p>	<p>Left blank</p>

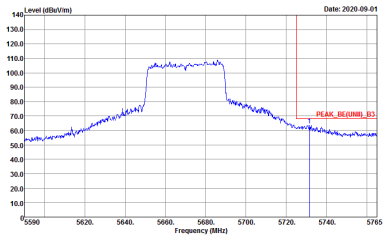


WIFI	Band 3 5470~5725MHz Band Edge @ 3m	
ANT	802.11ax HE40 Full CH134 5670MHz - R	
1+2	Horizontal	Fundamental
Peak	<p>Site : 03CH16-HY Condition : PEAK_SE(UNIT)_B3 3m 91200_1522 HORIZONTAL : RBW:1000.000kHz VBW:3000.000kHz SWF:Auto</p>	Left blank



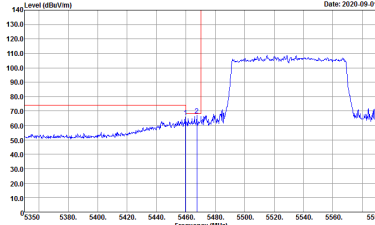
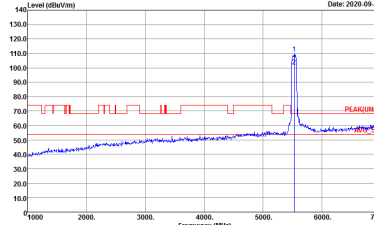
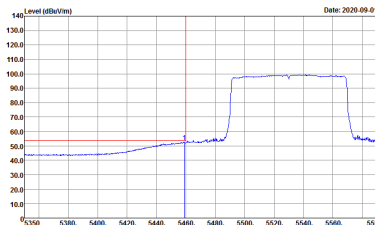
WIFI	Band 3 5470~5725MHz Band Edge @ 3m	
ANT	802.11ax HE40 Full CH134 5670MHz - L	
1+2	Vertical	Fundamental
Peak	<p>Site : 03CH16-HY Condition : PEAK_BE(UNIT)_B3 3m 91200_1522 VERTICAL : RBW:1000.000KHz VBW:3000.000KHz SWT:Auto</p>	<p>Site : 03CH16-HY Condition : PEAK(UNIT)_B3 3m 91200_1522 VERTICAL : RBW:1000.000KHz VBW:3000.000KHz SWT:Auto</p>
Avg.	<p>Site : 03CH16-HY Condition : AV6_BE(UNIT)_B3 3m 91200_1522 VERTICAL : RBW:1000.000KHz VBW:3000.000KHz SWT:Auto</p>	Left blank



WIFI	Band 3 5470~5725MHz Band Edge @ 3m	
ANT	802.11ax HE40 Full CH134 5670MHz - R	
1+2	Vertical	Fundamental
Peak	 <p>Site : 03CH16-HY Condition : PEAK_SE(UNIT)_B3 3m 91200_1522 VERTICAL : RBW:1000.000kHz VBW:3000.000kHz SWF:Auto</p>	Left blank



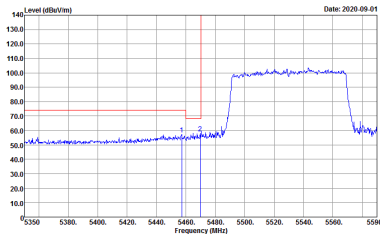
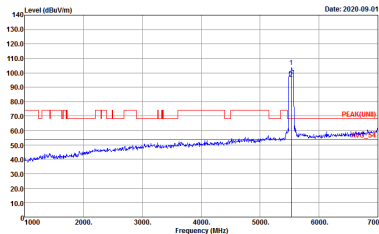
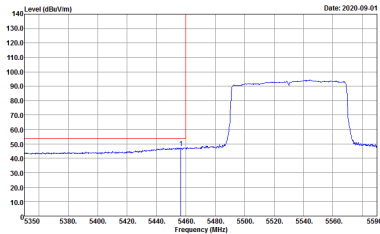
Band 3 5470~5725MHz
WIFI 802.11ax HE80 Full (Band Edge @ 3m)

WIFI	Band 3 5470~5725MHz Band Edge @ 3m	
ANT	802.11ax HE80 Full CH106 5530MHz - L	
1+2	Horizontal	Fundamental
<p align="center">Peak</p>	 <p>Site : 03CH16-HY Condition : PEAK_BE(UNIT)_B3 3m 91200_1522 HORIZONTAL : RBW:1000.000KHz VBW:3000.000KHz SWT:Auto</p>	 <p>Site : 03CH16-HY Condition : PEAK(UNIT) 3m 91200_1522 HORIZONTAL : RBW:1000.000KHz VBW:3000.000KHz SWT:Auto</p>
<p align="center">Avg.</p>	 <p>Site : 03CH16-HY Condition : AVG_BE(UNIT)_B3 3m 91200_1522 HORIZONTAL : RBW:1000.000KHz VBW:3000.000KHz SWT:Auto</p>	<p align="center">Left blank</p>

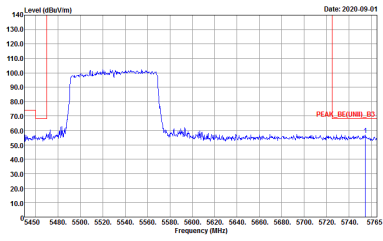


WIFI	Band 3 5470~5725MHz Band Edge @ 3m	
ANT	802.11ax HE80 Full CH106 5530MHz - R	
1+2	Horizontal	Fundamental
Peak	<p>Site : 03CH16-HY Condition : PEAK_5530MHz_80 3m 91200_1522 HORIZONTAL : RBW:1000.000kHz VBW:3000.000kHz SWF:Auto</p>	Left blank

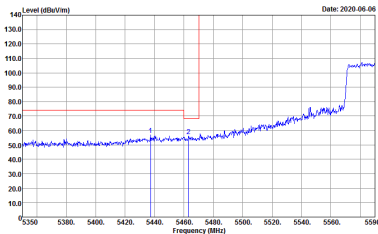
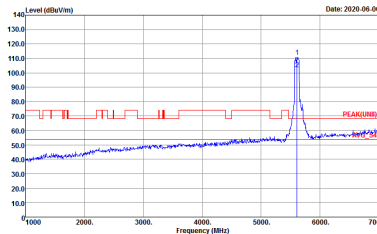
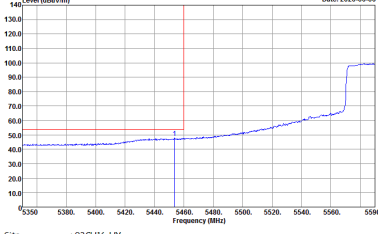


WIFI	Band 3 5470~5725MHz Band Edge @ 3m	
ANT	802.11ax HE80 Full CH106 5530MHz - L	
1+2	Vertical	Fundamental
Peak	 <p>Date: 2020-09-01</p> <p>Site : 03CH16-HY Condition : PEAK_BE(UNIT)_B3 3m 91200_1522 VERTICAL : RBW:1000.000KHz VBW:3000.000KHz SWT:Auto</p>	 <p>Date: 2020-09-01</p> <p>Site : 03CH16-HY Condition : PEAK(UNIT)_B3 3m 91200_1522 VERTICAL : RBW:1000.000KHz VBW:3000.000KHz SWT:Auto</p>
Avg.	 <p>Date: 2020-09-01</p> <p>Site : 03CH16-HY Condition : AV6_BE(UNIT)_B3 3m 91200_1522 VERTICAL : RBW:1000.000KHz VBW:3000.000KHz SWT:Auto</p>	Left blank

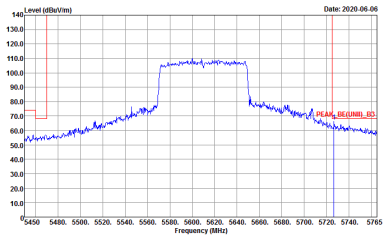


WIFI	Band 3 5470~5725MHz Band Edge @ 3m	
ANT	802.11ax HE80 Full CH106 5530MHz - R	
1+2	Vertical	Fundamental
Peak	 <p>Site : 03CH16-HY Condition : PEAK_SE[UNIT1]_B3 3m 91200_1522 VERTICAL RBW:1000.000kHz VBW:3000.000kHz SWF:Auto</p>	Left blank

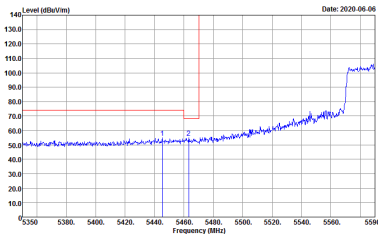
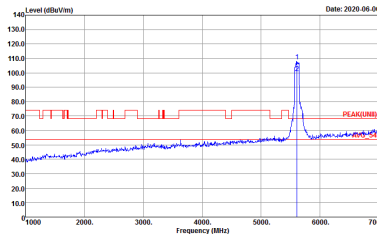
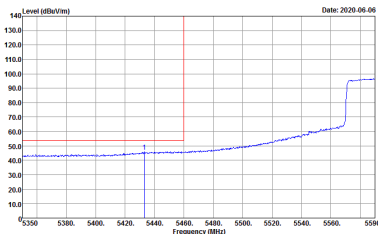


WIFI	Band 3 5470~5725MHz Band Edge @ 3m	
ANT	802.11ax HE80 Full CH122 5610MHz - L	
1+2	Horizontal	Fundamental
<p>Peak</p>	 <p>Level (dBuV/m) vs Frequency (MHz) plot showing a peak at approximately 5470 MHz. The y-axis ranges from 10.0 to 140.0 dBuV/m, and the x-axis ranges from 5350 to 5580 MHz. A red vertical line marks the peak at 5470 MHz.</p> <p>Site : 03CH16-HY Condition : PEAK_BE(UNIT)_B3 3m 91200_1522 HORIZONTAL : RBW:1000.000KHz VBW:3000.000KHz SWT:Auto</p>	 <p>Level (dBuV/m) vs Frequency (MHz) plot showing a peak at approximately 5610 MHz. The y-axis ranges from 10.0 to 140.0 dBuV/m, and the x-axis ranges from 1000 to 7000 MHz. A red vertical line marks the peak at 5610 MHz.</p> <p>Site : 03CH16-HY Condition : PEAK(UNIT)_3m 91200_1522 HORIZONTAL : RBW:1000.000KHz VBW:3000.000KHz SWT:Auto</p>
<p>Avg.</p>	 <p>Level (dBuV/m) vs Frequency (MHz) plot showing the average signal. The y-axis ranges from 10.0 to 140.0 dBuV/m, and the x-axis ranges from 5350 to 5580 MHz. A red vertical line marks the peak at 5470 MHz.</p> <p>Site : 03CH16-HY Condition : AV6_BE(UNIT)_B3 3m 91200_1522 HORIZONTAL : RBW:1000.000KHz VBW:3000KHz SWT:Auto</p>	<p>Left blank</p>



WIFI	Band 3 5470~5725MHz Band Edge @ 3m	
ANT	802.11ax HE80 Full CH122 5610MHz - R	
1+2	Horizontal	Fundamental
Peak	 <p>Site : 03CH16-HY Condition : PEAK_SE[UNIT]_B3 3m 91200_1522 HORIZONTAL RBW:1000.000kHz VBW:3000.000kHz SWF:Auto</p>	Left blank



WIFI	Band 3 5470~5725MHz Band Edge @ 3m	
ANT	802.11ax HE80 Full CH122 5610MHz - L	
1+2	Vertical	Fundamental
Peak	 <p>Site : 03CH16-HY Condition : PEAK_BE(UNIT)_B3 3m 91200_1522 VERTICAL : RBW:1000.000KHz VBW:3000.000KHz SWT:Auto</p>	 <p>Site : 03CH16-HY Condition : PEAK(UNIT)_B3 3m 91200_1522 VERTICAL : RBW:1000.000KHz VBW:3000.000KHz SWT:Auto</p>
Avg.	 <p>Site : 03CH16-HY Condition : AV6_BE(UNIT)_B3 3m 91200_1522 VERTICAL : RBW:1000.000KHz VBW:3000.000KHz SWT:Auto</p>	Left blank



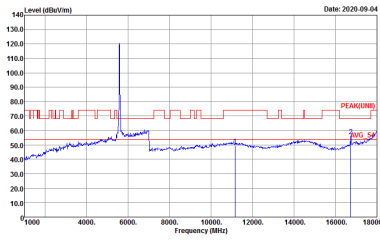
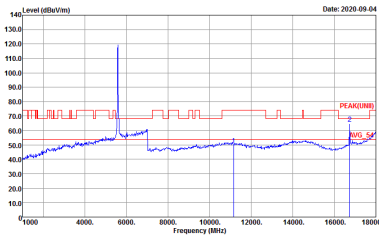
WIFI	Band 3 5470~5725MHz Band Edge @ 3m	
ANT	802.11ax HE80 Full CH122 5610MHz - R	
1+2	Vertical	Fundamental
Peak	<p> Date: 2020-06-06 Site : 03CH16-HY Condition : PEAK_SE(UNIT)_B3 3m 91200_1522 VERTICAL : RBW:1000.000kHz VBW:3000.000kHz SWF:Auto </p>	Left blank



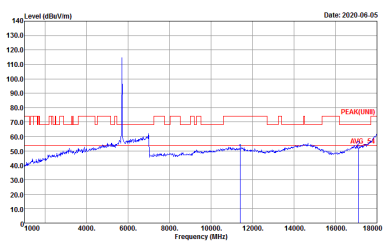
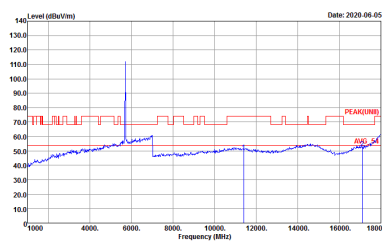
Band 3 - 5470~5725MHz
WIFI 802.11a (Harmonic @ 3m)

WIFI	Band 3 5470~5725MHz Harmonic @ 3m	
ANT	802.11a CH100 5500MHz	
1+2	Horizontal	Vertical
Peak Avg.	<p>Site : 03CH16-HY Condition : PEAK(UNIT) 3m 91200_1522 HORIZONTAL Detector : Peak</p>	<p>Site : 03CH16-HY Condition : PEAK(UNIT) 3m 91200_1522 VERTICAL Detector : Peak</p>



WIFI	Band 3 5470~5725MHz Harmonic @ 3m	
ANT	802.11a CH116 5580MHz	
1+2	Horizontal	Vertical
<p>Peak Avg.</p>	 <p>Site : 03CH16-HY Condition : PEAK(UNIT) 3m 91200_1522 HORIZONTAL Detector : Peak</p>	 <p>Site : 03CH16-HY Condition : PEAK(UNIT) 3m 91200_1522 VERTICAL Detector : Peak</p>



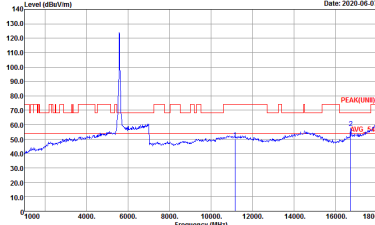
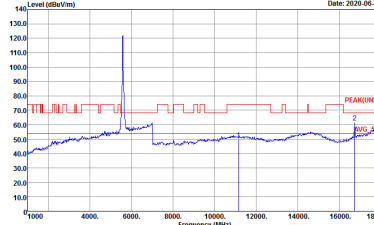
WIFI	Band 3 5470~5725MHz Harmonic @ 3m	
ANT	802.11a CH140 5700MHz	
1+2	Horizontal	Vertical
<p>Peak</p> <p>Avg.</p>	 <p>Site : 03CH16-HY Condition : PEAK(UNIT) 3m 91200_1522 HORIZONTAL Detector : Peak</p>	 <p>Site : 03CH16-HY Condition : PEAK(UNIT) 3m 91200_1522 VERTICAL Detector : Peak</p>



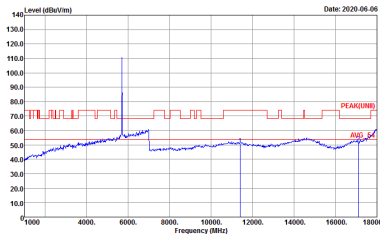
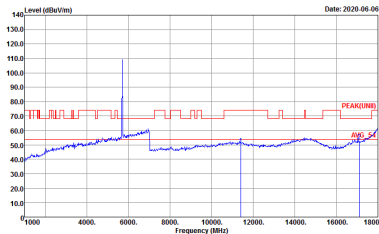
Band 3 5470~5725MHz
WIFI 802.11ax HE20 Full (Harmonic @ 3m)

WIFI	Band 3 5470~5725MHz Harmonic @ 3m	
ANT	802.11ax HE20 Full CH100 5500MHz	
1+2	Horizontal	Vertical
Peak Avg.	<p>Site : 03CH16-HY Condition : PEAK(UNII) 3m 9120D_1522 HORIZONTAL Detector : Peak</p>	<p>Site : 03CH16-HY Condition : PEAK(UNII) 3m 9120D_1522 VERTICAL Detector : Peak</p>



WIFI	Band 3 5470~5725MHz Harmonic @ 3m	
ANT	802.11ax HE20 Full CH116 5580MHz	
1+2	Horizontal	Vertical
<p>Peak</p> <p>Avg.</p>	 <p>Site : 03CH16-HY Condition : PEAK(UNII) 3m 9120D_1522 HORIZONTAL Detector : Peak Project : 031701</p>	 <p>Site : 03CH16-HY Condition : PEAK(UNII) 3m 9120D_1522 VERTICAL Detector : Peak Project : 031701</p>



WIFI	Band 3 5470~5725MHz Harmonic @ 3m	
ANT	802.11ax HE20 Full CH140 5700MHz	
1+2	Horizontal	Vertical
<p>Peak</p> <p>Avg.</p>	 <p>Site : 03CH16-HY Condition : PEAK(UNIT) 3m 91200_1522 HORIZONTAL Detector : Peak</p>	 <p>Site : 03CH16-HY Condition : PEAK(UNIT) 3m 91200_1522 VERTICAL Detector : Peak</p>



**Band 3 - 5470~5725MHz
WIFI 802.11ax HE40 Full (Harmonic @ 3m)**

WIFI	Band 3 5470~5725MHz Harmonic @ 3m	
ANT	802.11ax HE40 Full CH102 5510MHz	
1+2	Horizontal	Vertical
Peak Avg.	<p>Site : 03CH16-HY Condition : PEAK(UNII) 3m 9120D_1522 HORIZONTAL Detector : Peak</p>	<p>Site : 03CH16-HY Condition : PEAK(UNII) 3m 9120D_1522 VERTICAL Detector : Peak</p>



WIFI	Band 3 5470~5725MHz Harmonic @ 3m	
ANT	802.11ax HE40 Full CH110 5550MHz	
1+2	Horizontal	Vertical
Peak Avg.	<p>Site : 03CH16-HY Condition : PEAK(UNIT) 3m 91200_1522 HORIZONTAL Detector : Peak</p>	<p>Site : 03CH16-HY Condition : PEAK(UNIT) 3m 91200_1522 VERTICAL Detector : Peak</p>



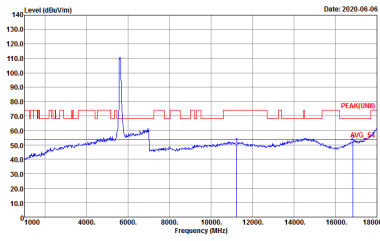
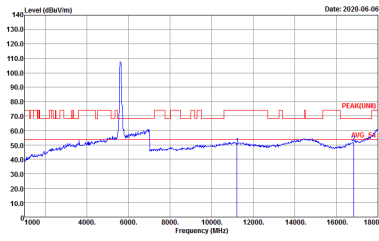
WIFI	Band 3 5470~5725MHz Harmonic @ 3m	
ANT	802.11ax HE40 Full CH134 5670MHz	
1+2	Horizontal	Vertical
Peak Avg.	<p>Site : 03CH16-HY Condition : PEAK(UNIT) 3m 91200_1522 HORIZONTAL Detector : Peak</p>	<p>Site : 03CH16-HY Condition : PEAK(UNIT) 3m 91200_1522 VERTICAL Detector : Peak</p>



**Band 3 5470~5725MHz
WIFI 802.11ax HE80 Full (Harmonic @ 3m)**

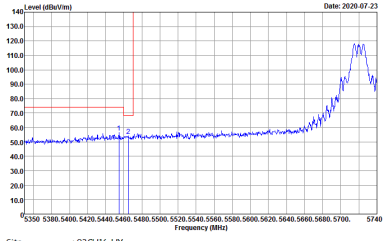
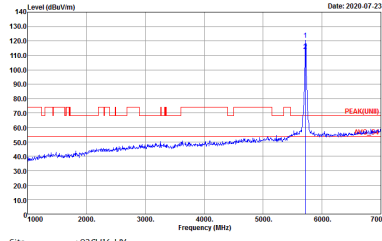
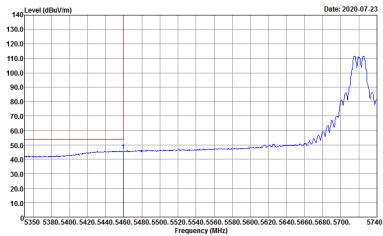
WIFI	Band 3 5470~5725MHz Harmonic @ 3m	
ANT	802.11ax HE80 Full CH106 5530MHz	
1+2	Horizontal	Vertical
Peak Avg.	<p>Site : 03CH16-HY Condition : PEAK(UNII) 3m 9120D_1522 HORIZONTAL Detector : Peak</p>	<p>Site : 03CH16-HY Condition : PEAK(UNII) 3m 9120D_1522 VERTICAL Detector : Peak</p>



WIFI	Band 3 5470~5725MHz Harmonic @ 3m	
ANT	802.11ax HE80 Full CH122 5610MHz	
1+2	Horizontal	Vertical
<p>Peak</p> <p>Avg.</p>	 <p>Site : 03CH16-HY Condition : PEAK(UNIT) 3m 91200_1522 HORIZONTAL Detector : Peak</p>	 <p>Site : 03CH16-HY Condition : PEAK(UNIT) 3m 91200_1522 VERTICAL Detector : Peak</p>



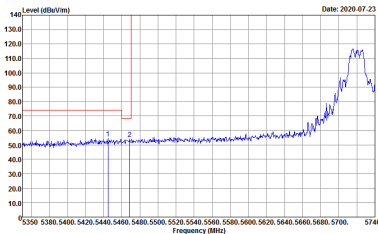
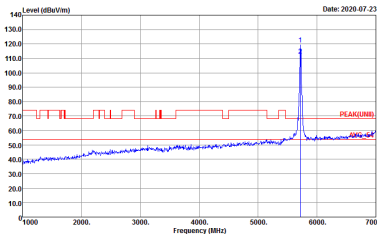
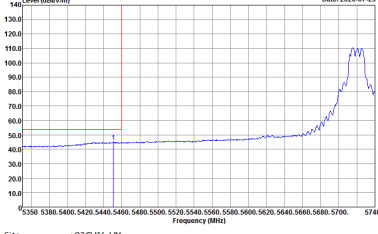
Band 3 - Straddle Channel
WIFI 802.11a (Band Edge @ 3m)

WIFI	Band 3 Straddle Channel Band Edge @ 3m	
ANT	802.11a CH144 5720MHz - L	
1+2	Horizontal	Fundamental
Peak	 <p>Site : 03CH16-HY Condition : STRADOLESS U-NII-1A2A 3m 91200_1522 HORIZONTAL RBW:1000.000KHz VBW:3000.000KHz SWT:Auto</p>	 <p>Site : 03CH16-HY Condition : PEAK(LINE) 3m 91200_1522 HORIZONTAL RBW:1000.000KHz VBW:3000.000KHz SWT:Auto</p>
Avg.	 <p>Site : 03CH16-HY Condition : U-NII-1A2A AVERAGE 3m 91200_1522 HORIZONTAL RBW:1000.000KHz VBW:1.000KHz SWT:Auto</p>	Left blank



WIFI	Band 3 Straddle Channel Band Edge @ 3m	
ANT	802.11a CH144 5720MHz – R	
1+2	Horizontal	Fundamental
Peak	<p>Level (dBm)</p> <p>Date: 2020-07-23</p> <p>STRADLES U-NI-142A</p> <p>Frequency (MHz)</p> <p>Site : 03CH16-HY Condition : STRADLES U-NI-142A 3m 91200_1522 HORIZONTAL : RBW:1000.000kHz VBW:3000.000kHz SWF:Auto</p>	Left blank



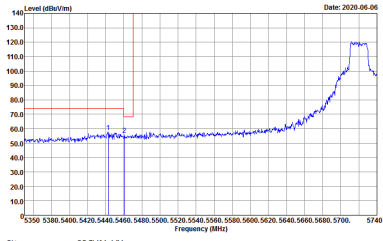
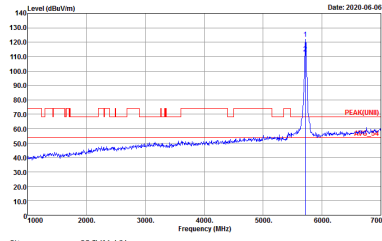
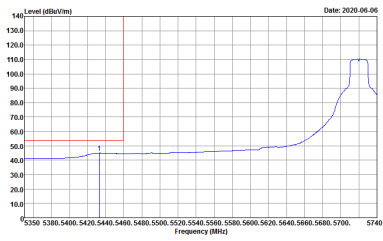
WIFI	Band 3 Straddle Channel Band Edge @ 3m	
ANT	802.11a CH144 5720MHz - L	
1+2	Vertical	Fundamental
Peak	 <p>Level (dBV/m) vs Frequency (MHz) plot showing a peak at 5720 MHz. The y-axis ranges from 10.0 to 140.0 dBV/m, and the x-axis ranges from 5350 to 5740 MHz. A red vertical line is at 5720 MHz. The plot shows a blue signal line with a sharp peak at 5720 MHz. The date is 2020-07-23.</p> <p>Site : 03CH16-HY Condition : STRADDLES U-NET-1A2A 3m 91200_1522 VERTICAL : RBW:1000.000KHz VBW:3000.000KHz SWT:Auto</p>	 <p>Level (dBV/m) vs Frequency (MHz) plot showing a peak at 5720 MHz. The y-axis ranges from 10.0 to 140.0 dBV/m, and the x-axis ranges from 0 to 7000 MHz. A red vertical line is at 5720 MHz. The plot shows a blue signal line with a sharp peak at 5720 MHz. The date is 2020-07-23.</p> <p>Site : 03CH16-HY Condition : PEAK[LINE] 3m 91200_1522 VERTICAL : RBW:1000.000KHz VBW:3000.000KHz SWT:Auto</p>
Avg.	 <p>Level (dBV/m) vs Frequency (MHz) plot showing a peak at 5720 MHz. The y-axis ranges from 10.0 to 140.0 dBV/m, and the x-axis ranges from 5350 to 5740 MHz. A red vertical line is at 5720 MHz. The plot shows a blue signal line with a sharp peak at 5720 MHz. The date is 2020-07-23.</p> <p>Site : 03CH16-HY Condition : U-NET-1A2A AVERAGE 3m 91200_1522 VERTICAL : RBW:1000.000KHz VBW:1000KHz SWT:Auto</p>	Left blank



WIFI	Band 3 Straddle Channel Band Edge @ 3m	
ANT	802.11a CH144 5720MHz - R	
1+2	Vertical	Fundamental
Peak	<p>Site : 03CH16-HV Condition : STRADDLES U-NII-142A 3m 91200_1522 VERTICAL RBW:1000.000KHz VBW:3000.000KHz SWF:Auto Detector : Peak Project : 031701</p>	Left blank



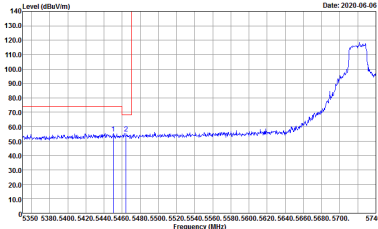
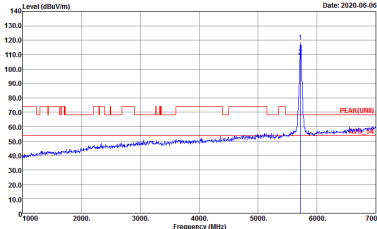
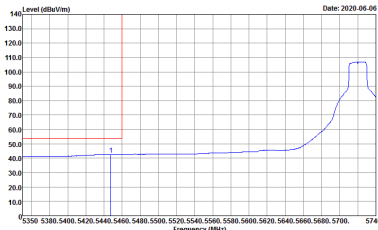
Band 3 – Straddle Channel
WIFI 802.11ax HE20 Full (Band Edge @ 3m)

WIFI	Band 3 Straddle Channel Band Edge @ 3m	
ANT	802.11ax HE20 Full CH144 5720MHz - L	
1+2	Horizontal	Fundamental
Peak	 <p>Site : 03CH16-HY Condition : STRADDOLES U-NET-1A2A 3m 91200_1522 HORIZONTAL Detector : Peak Project : 031701</p>	 <p>Site : 03CH16-HY Condition : PEAK(UNIT) 3m 91200_1522 HORIZONTAL Detector : Peak Project : 031701</p>
Avg.	 <p>Site : 03CH16-HY Condition : U-NET-1A2A AVERAGE 3m 91200_1522 HORIZONTAL Detector : Peak Project : 031701</p>	Left blank



WIFI	Band 3 Straddle Channel Band Edge @ 3m	
ANT	802.11ax HE20 Full CH144 5720MHz - R	
1+2	Horizontal	Fundamental
Peak	<p>Site : 03CH16-HV Condition : STRADDLES U-NII-142A 3m 9120_1522 HORIZONTAL Detector : Peak Project : 031701</p>	Left blank



WIFI	Band 3 Straddle Channel Band Edge @ 3m	
ANT	802.11ax HE20 Full CH144 5720MHz - L	
1+2	Vertical	Fundamental
<p>Peak</p>	 <p>Site : 03CH16-HY Condition : STRADDLES U-NII-142A 3m 91200_1522 VERTICAL RBW:1000.000KHz VBW:3000.000KHz SWT:Auto Detector : Peak Project : 031701</p>	 <p>Site : 03CH16-HY Condition : PEAK(UNII) 3m 91200_1522 VERTICAL RBW:1000.000KHz VBW:3000.000KHz SWT:Auto Detector : Peak Project : 031701</p>
<p>Avg.</p>	 <p>Site : 03CH16-HY Condition : U-NII-142A AVERAGE 3m 91200_1522 VERTICAL RBW:1000.000KHz VBW:0.010KHz SWT:Auto Detector : Peak Project : 031701</p>	<p>Left blank</p>



WIFI	Band 3 Straddle Channel Band Edge @ 3m	
ANT	802.11ax HE20 Full CH144 5720MHz - R	
1+2	Vertical	Fundamental
Peak	<p>Site : 03CH16-HY Condition : STRADDLES U-NI-142A 3m 9120_1522 VERTICAL RBW:1000.000kHz VBW:3000.000kHz SWT:Auto Detector : Peak Project : 031701</p>	Left blank



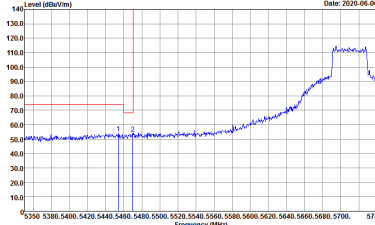
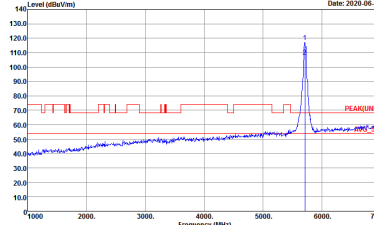
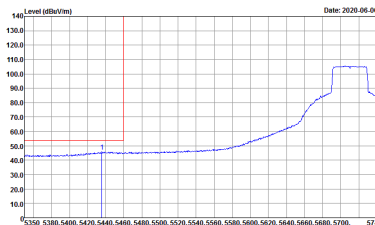
Band 3 - Straddle Channel
WIFI 802.11ax HE40 Full (Band Edge @ 3m)

WIFI	Band 3 Straddle Channel Band Edge @ 3m	
ANT	802.11ax HE40 Full CH142 5710MHz - L	
1+2	Horizontal	Fundamental
Peak	<p>Site : 03CH16-HY Condition : STRADDOLES U-NET-1A2A 3m 91200_1522 HORIZONTAL RBW:1000.000KHz VBW:3000.000KHz SWT:Auto Detector : Peak Project : 031701</p>	<p>Site : 03CH16-HY Condition : PEAK(UNIT) 3m 91200_1522 HORIZONTAL RBW:1000.000KHz VBW:3000.000KHz SWT:Auto Detector : Peak Project : 031701</p>
Avg.	<p>Site : 03CH16-HY Condition : U-NET-1A2A AVERAGE 3m 91200_1522 HORIZONTAL RBW:1000.000KHz VBW:3.000KHz SWT:Auto Detector : Peak Project : 031701</p>	Left blank



WIFI	Band 3 Straddle Channel Band Edge @ 3m	
ANT	802.11ax HE40 Full CH142 5710MHz - R	
1+2	Horizontal	Fundamental
Peak	<p>Site : 03CH16-HY Condition : STRADDLES U-NII-142A 3m 91200_1522 HORIZONTAL Detector : Peak Project : 031701</p>	Left blank



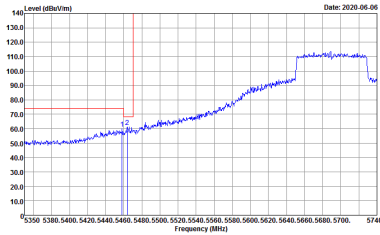
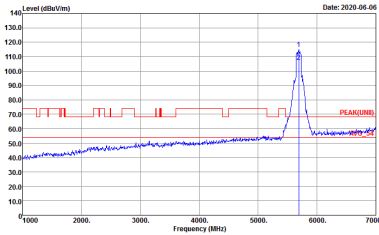
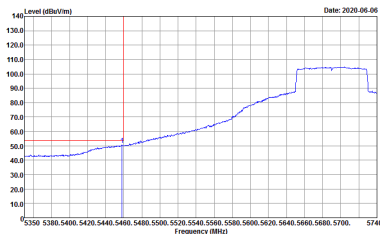
WIFI	Band 3 Straddle Channel Band Edge @ 3m	
ANT	802.11ax HE40 Full CH142 5710MHz - L	
1+2	Vertical	Fundamental
Peak	 <p>Site : 03CH16-HY Condition : STRADDLES U-NII-142A 3m 91200_1522 VERTICAL RBW:1000.000KHz VBW:3000.000KHz SWT:Auto Detector : Peak Project : 031701</p>	 <p>Site : 03CH16-HY Condition : PEAK(UNII) 3m 91200_1522 VERTICAL RBW:1000.000KHz VBW:3000.000KHz SWT:Auto Detector : Peak Project : 031701</p>
Avg.	 <p>Site : 03CH16-HY Condition : U-NII-142A AVERAGE 3m 91200_1522 VERTICAL RBW:1000.000KHz VBW:3.000KHz SWT:Auto Detector : Peak Project : 031701</p>	Left blank



WIFI	Band 3 Straddle Channel Band Edge @ 3m	
ANT	802.11ax HE40 Full CH142 5710MHz - R	
1+2	Vertical	Fundamental
Peak	<p>Site : 03CH16-HV Condition : STRADDLES U-NII-142A 3m 9120_1522 VERTICAL RBW:1000.000KHz VBW:3000.000KHz SWF:Auto Detector : Peak Project : 031701</p>	Left blank



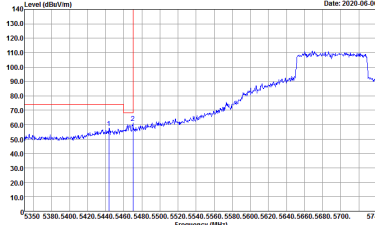
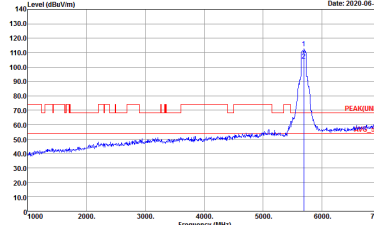
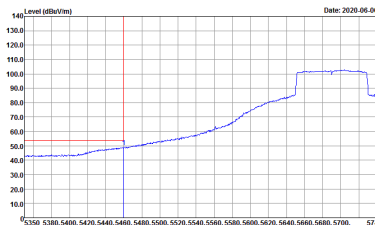
Band 3 – Straddle Channel
WIFI 802.11ax HE80 Full (Band Edge @ 3m)

WIFI	Band 3 Straddle Channel Band Edge @ 3m	
ANT	802.11ax CH138 5690MHz - L	
1+2	Horizontal	Fundamental
<p align="center">Peak</p>	 <p>Site : 03CH16-HY Condition : STRAD0LES U-NET-1A2A 3m 91200_1522 HORIZONTAL RBW:1000.000KHz VBW:3000.000KHz SWT:Auto Detector : Peak Project : 031701</p>	 <p>Site : 03CH16-HY Condition : PEAK(UNIT) 3m 91200_1522 HORIZONTAL RBW:1000.000KHz VBW:3000.000KHz SWT:Auto Detector : Peak Project : 031701</p>
<p align="center">Avg.</p>	 <p>Site : 03CH16-HY Condition : U-NET-1A2A AVERAGE 3m 91200_1522 HORIZONTAL RBW:1000.000KHz VBW:3.000KHz SWT:Auto Detector : Peak Project : 031701</p>	<p align="center">Left blank</p>



WIFI	Band 3 Straddle Channel Band Edge @ 3m	
ANT	802.11ax CH138 5690MHz - R	
1+2	Horizontal	Fundamental
Peak	<p>Site : 03CH16-HV Condition : STRADDLES U-NII-142A 3m 91200_1522 HORIZONTAL RBW:1000.000KHz VBW:3000.000KHz SWF:Auto Detector : Peak Project : 031701</p>	Left blank



WIFI	Band 3 Straddle Channel Band Edge @ 3m	
ANT	802.11ax CH138 5690MHz - L	
1+2	Vertical	Fundamental
Peak	 <p>Site : 03CH16-HY Condition : STRADDLES U-NII-1A2A 3m 91200_1522 VERTICAL RBW:1000.000KHz VBW:3000.000KHz SWT:Auto Detector : Peak Project : 031701</p>	 <p>Site : 03CH16-HY Condition : PEAK(UNII) 3m 91200_1522 VERTICAL RBW:1000.000KHz VBW:3000.000KHz SWT:Auto Detector : Peak Project : 031701</p>
Avg.	 <p>Site : 03CH16-HY Condition : U-NII-1A2A AVERAGE 3m 91200_1522 VERTICAL RBW:1000.000KHz VBW:3.000KHz SWT:Auto Detector : Peak Project : 031701</p>	Left blank



WIFI	Band 3 Straddle Channel Band Edge @ 3m	
ANT	802.11ax CH138 5690MHz - R	
1+2	Vertical	Fundamental
Peak	<p>Site : 03CH16-HV Condition : STRADDLES U-NII-142A 3m 91200_1522 VERTICAL Detector : Peak Project : 031701</p>	Left blank



Band 3 - Straddle Channel
WIFI 802.11a (Harmonic @ 3m)

WIFI	Band 3 Straddle Channel Harmonic @ 3m	
ANT	802.11a CH144 5720MHz	
1+2	Horizontal	Vertical
Peak Avg.	<p>Site : 03CH16-HY Condition : PEAK(UNIT) 3m 91200_1522 HORIZONTAL Detector : Peak</p>	<p>Site : 03CH16-HY Condition : PEAK(UNIT) 3m 91200_1522 VERTICAL Detector : Peak</p>



Band 3 – Straddle Channel
WIFI 802.11ax HE20 Full (Harmonic @ 3m)

WIFI	Band 3 Straddle Channel Harmonic @ 3m	
ANT	802.11ax HE20 Full CH144 5720MHz	
1+2	Horizontal	Vertical
Peak Avg.	<p>Site : 03CH16-HY Condition : PEAK(LINE) 3m 91200_1522 HORIZONTAL Detector : Peak Project : 031701</p>	<p>Site : 03CH16-HY Condition : PEAK(LINE) 3m 91200_1522 VERTICAL Detector : Peak Project : 031701</p>



Band 3 - Straddle Channel
WIFI 802.11ax HE40 Full (Harmonic @ 3m)

Table with 2 columns: WIFI (Band 3 Straddle Channel Harmonic @ 3m), ANT (802.11ax HE40 Full CH142 5710MHz), and 1+2 (Horizontal and Vertical plots). The plots show Level (dBu/m) vs Frequency (MHz) with Peak and Avg. markers.



Band 3 – Straddle Channel
WIFI 802.11ax HE80 Full (Harmonic @ 3m)

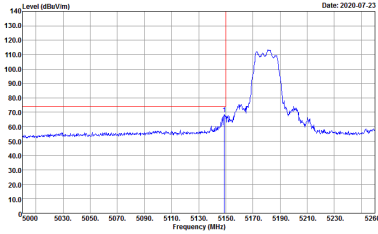
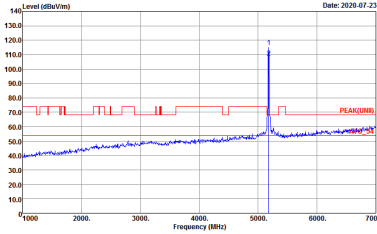
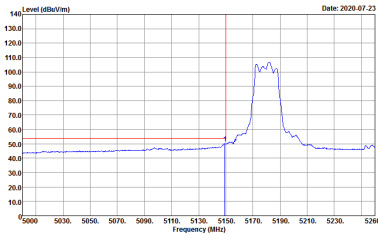
WIFI	Band 3 Straddle Channel Harmonic @ 3m	
ANT	802.11ax HE80 Full CH138 5690MHz	
1+2	Horizontal	Vertical
Peak Avg.		



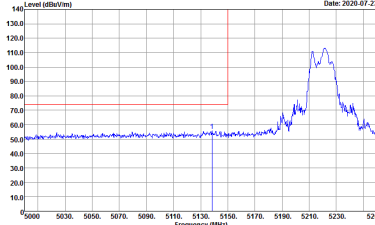
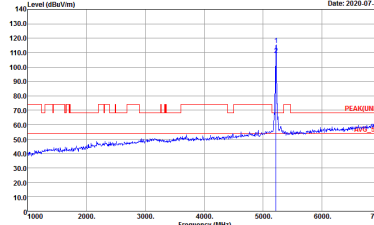
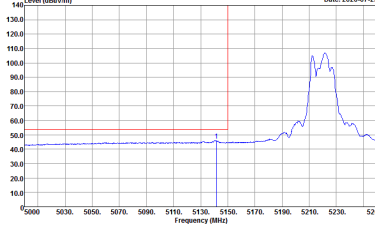
Band 1 - 5150~5250MHz
WIFI 802.11a (Band Edge @ 3m)

WIFI	Band 1 5150~5250MHz Band Edge @ 3m	
ANT	802.11a CH36 5180MHz	
1+2+3	Horizontal	Fundamental
Peak	<p>Site : 03CH16-HY Condition : PEAK_BE_74 3m 91200_1522 HORIZONTAL Detector : Peak Project : 031701</p>	<p>Site : 03CH16-HY Condition : PEAK(LINII) 3m 91200_1522 HORIZONTAL Detector : Peak Project : 031701</p>
Avg.	<p>Site : 03CH16-HY Condition : AVG_BE_54 3m 91200_1522 HORIZONTAL Detector : Peak Project : 031701</p>	Left blank



WIFI	Band 1 5150~5250MHz Band Edge @ 3m	
ANT	802.11a CH36 5180MHz	
1+2+3	Vertical	Fundamental
Peak	 <p>Site : 03CH16-HY Condition : PEAK_BE_74 3m 91200_1522 VERTICAL RBW:1000.000KHz VBW:3000.000KHz SWT:Auto Detector : Peak Project : 031701</p>	 <p>Site : 03CH16-HY Condition : PEAK(UNII) 3m 91200_1522 VERTICAL RBW:1000.000KHz VBW:3000.000KHz SWT:Auto Detector : Peak Project : 031701</p>
Avg.	 <p>Site : 03CH16-HY Condition : AVG_BE_54 3m 91200_1522 VERTICAL RBW:1000.000KHz VBW:1.000KHz SWT:Auto Detector : Peak Project : 031701</p>	Left blank

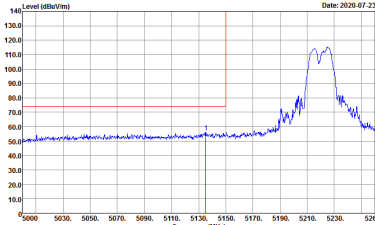
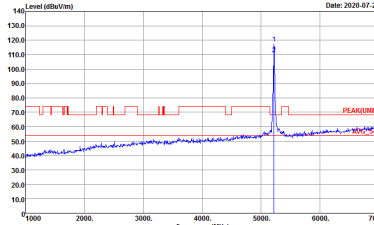
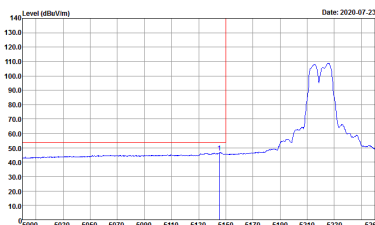


WIFI	Band 1 5150~5250MHz Band Edge @ 3m	
ANT	802.11a CH44 5220MHz - L	
1+2+3	Horizontal	Fundamental
<p>Peak</p>	 <p>Site : 03CH16-HY Condition : PEAK_BE_74 3m 91200_1522 HORIZONTAL Detector : Peak Project : 031701</p>	 <p>Site : 03CH16-HY Condition : PEAK(UNII) 3m 91200_1522 HORIZONTAL Detector : Peak Project : 031701</p>
<p>Avg.</p>	 <p>Site : 03CH16-HY Condition : AVG_BE_54 3m 91200_1522 HORIZONTAL Detector : Peak Project : 031701</p>	<p>Left blank</p>

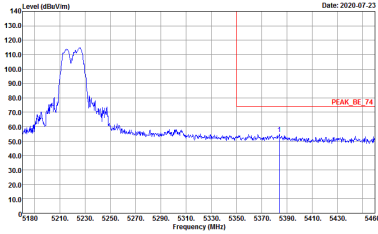
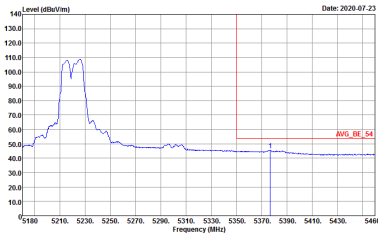


WIFI	Band 1 5150~5250MHz Band Edge @ 3m	
ANT	802.11a CH44 5220MHz - R	
1+2+3	Horizontal	Fundamental
Peak	<p>Site : 03CH16-HY Condition : PEAK_BE_74 3m 91200_1522 HORIZONTAL RBW:1000.000KHz VBW:3000.000KHz SWF:Auto Detector : Peak Project : 031701</p>	Left blank
Avg.	<p>Site : 03CH16-HY Condition : AVG_BE_54 3m 91200_1522 HORIZONTAL RBW:1000.000KHz VBW:1000KHz SWF:Auto Detector : Peak Project : 031701</p>	Left blank

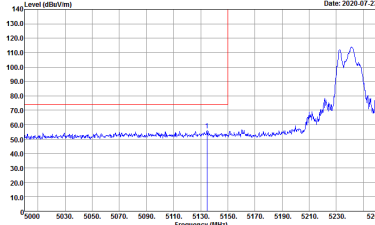
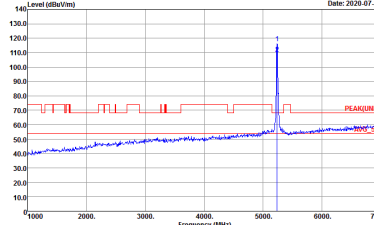
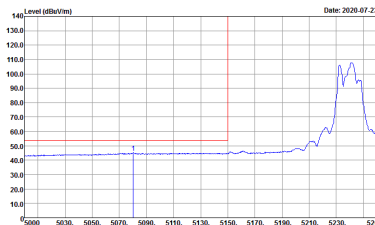


WIFI	Band 1 5150~5250MHz Band Edge @ 3m	
ANT	802.11a CH44 5220MHz - L	
1+2+3	Vertical	Fundamental
<p>Peak</p>	 <p>Site : 03CH16-HY Condition : PEAK_BE_74 3m 91200_1522 VERTICAL Detector : Peak Project : 031701</p>	 <p>Site : 03CH16-HY Condition : PEAK(UNII) 3m 91200_1522 VERTICAL Detector : Peak Project : 031701</p>
<p>Avg.</p>	 <p>Site : 03CH16-HY Condition : AVG_BE_54 3m 91200_1522 VERTICAL Detector : Peak Project : 031701</p>	<p>Left blank</p>

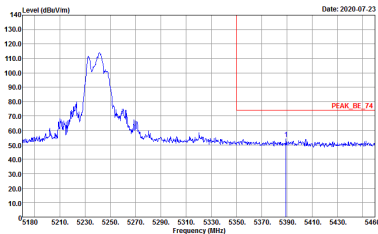
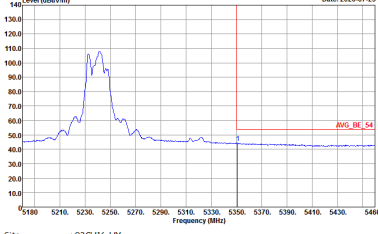


WIFI	Band 1 5150~5250MHz Band Edge @ 3m	
ANT	802.11a CH44 5220MHz - R	
1+2+3	Vertical	Fundamental
<p>Peak</p>	 <p>Site : 03CH16-HY Condition : PEAK_BE_74 3m 91200_1522 VERTICAL RBW:1000.000KHz VBW:3000.000KHz SWF:Auto Detector : Peak Project : 031701</p>	<p>Left blank</p>
<p>Avg.</p>	 <p>Site : 03CH16-HY Condition : AVG_BE_54 3m 91200_1522 VERTICAL RBW:1000.000KHz VBW:1.000KHz SWF:Auto Detector : Peak Project : 031701</p>	<p>Left blank</p>

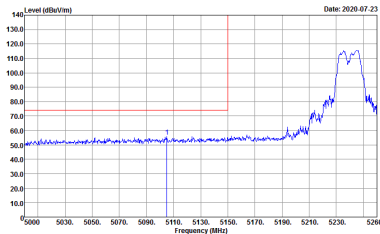
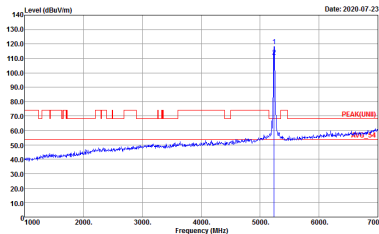
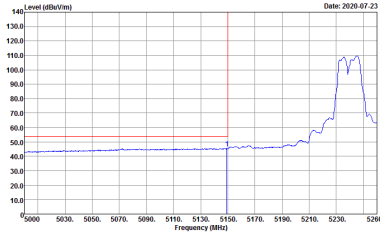


WIFI	Band 1 5150~5250MHz Band Edge @ 3m	
ANT	802.11a CH48 5240MHz - L	
1+2+3	Horizontal	Fundamental
<p>Peak</p>	 <p>Site : 03CH16-HY Condition : PEAK_BE_74 3m 91200_1522 HORIZONTAL Detector : Peak Project : 031701</p>	 <p>Site : 03CH16-HY Condition : PEAK(UNII) 3m 91200_1522 HORIZONTAL Detector : Peak Project : 031701</p>
<p>Avg.</p>	 <p>Site : 03CH16-HY Condition : AVG_BE_54 3m 91200_1522 HORIZONTAL Detector : Peak Project : 031701</p>	<p>Left blank</p>

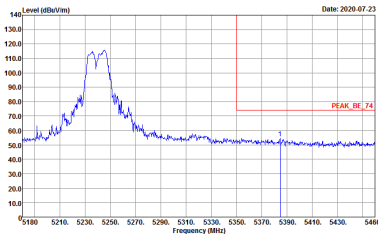
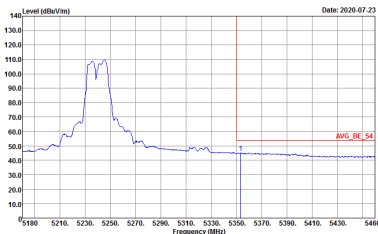


WIFI	Band 1 5150~5250MHz Band Edge @ 3m	
ANT	802.11a CH48 5240MHz - R	
1+2+3	Horizontal	Fundamental
<p>Peak</p>	 <p>Site : 03CH16-HY Condition : PEAK_BE_74 3m 91200_1522 HORIZONTAL : RBW:1000.000KHz VBW:3000.000KHz SWT:Auto</p>	<p>Left blank</p>
<p>Avg.</p>	 <p>Site : 03CH16-HY Condition : AVG_BE_54 3m 91200_1522 HORIZONTAL : RBW:1000.000KHz VBW:1000KHz SWT:Auto</p>	<p>Left blank</p>



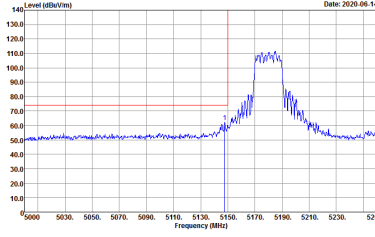
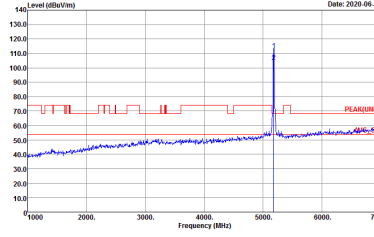
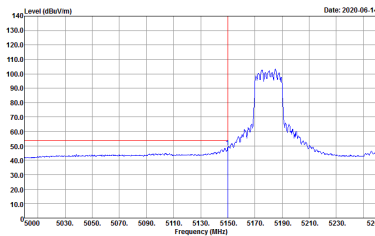
WIFI	Band 1 5150~5250MHz Band Edge @ 3m	
ANT	802.11a CH48 5240MHz - L	
1+2+3	Vertical	Fundamental
Peak	 <p>Site : 03CH16-HY Condition : PEAK_SE_74 3m 91200_1522 VERTICAL : RBW:1000.000KHz VBW:3000.000KHz SWT:Auto</p>	 <p>Site : 03CH16-HY Condition : PEAK(FUN1) 3m 91200_1522 VERTICAL : RBW:1000.000KHz VBW:3000.000KHz SWT:Auto</p>
Avg.	 <p>Site : 03CH16-HY Condition : AV6_BE_54 3m 91200_1522 VERTICAL : RBW:1000.000KHz VBW:1000KHz SWT:Auto</p>	Left blank



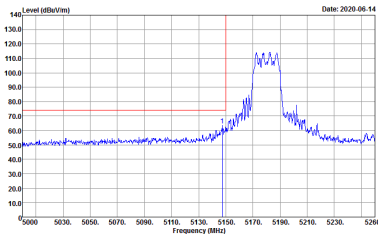
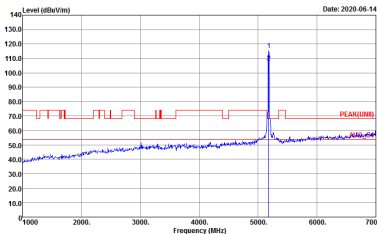
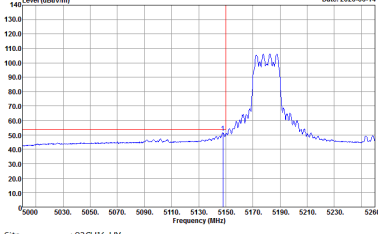
WIFI	Band 1 5150~5250MHz Band Edge @ 3m	
ANT	802.11a CH48 5240MHz - R	
1+2+3	Vertical	Fundamental
<p>Peak</p>	 <p>Site : 03CH16-HY Condition : PEAK_BE_74 3m 91200_1522 VERTICAL : RBW:1000.000KHz VBW:3000.000KHz SWT:Auto</p>	<p>Left blank</p>
<p>Avg.</p>	 <p>Site : 03CH16-HY Condition : AVG_BE_54 3m 91200_1522 VERTICAL : RBW:1000.000KHz VBW:1000KHz SWT:Auto</p>	<p>Left blank</p>



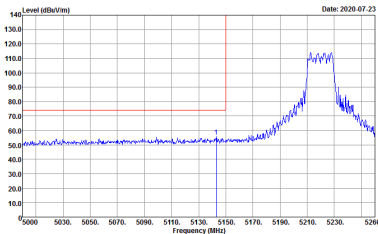
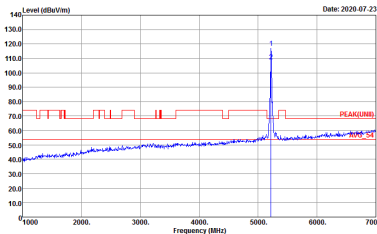
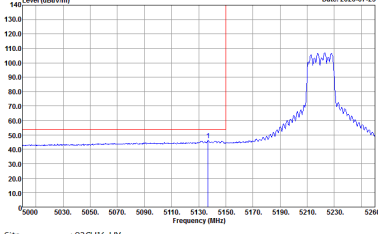
Band 1 5150~5250MHz
WIFI 802.11ax HE20 Full (Band Edge @ 3m)

WIFI	Band 1 5150~5250MHz Band Edge @ 3m	
ANT	802.11ax HE20 Full CH36 5180MHz	
1+2+3	Horizontal	Fundamental
<p align="center">Peak</p>	 <p>Site : 03CH16-HY Condition : PEAK_BE_74 3m 91200_1522 HORIZONTAL : RBW:1000.000KHz VBW:3000.000KHz SWT:Auto</p>	 <p>Site : 03CH16-HY Condition : PEAK(UNII) 3m 91200_1522 HORIZONTAL : RBW:1000.000KHz VBW:3000.000KHz SWT:Auto</p>
<p align="center">Avg.</p>	 <p>Site : 03CH16-HY Condition : AVG_BE_54 3m 91200_1522 HORIZONTAL : RBW:1000.000KHz VBW:1.000KHz SWT:Auto</p>	<p align="center">Left blank</p>

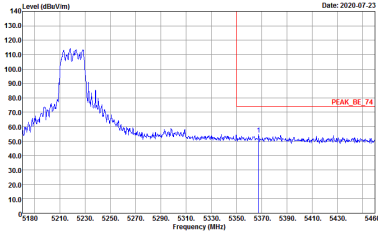
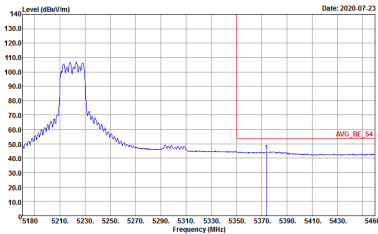


WIFI	Band 1 5150~5250MHz Band Edge @ 3m	
ANT	802.11ax HE20 Full CH36 5180MHz	
1+2+3	Vertical	Fundamental
Peak	 <p>Site : 03CH16-HY Condition : PEAK_SE_74 3m 91200_1522 VERTICAL : RBW:1000.000KHz VBW:3000.000KHz SWT:Auto</p>	 <p>Site : 03CH16-HY Condition : PEAK(FUN1) 3m 91200_1522 VERTICAL : RBW:1000.000KHz VBW:3000.000KHz SWT:Auto</p>
Avg.	 <p>Site : 03CH16-HY Condition : AV6_BE_54 3m 91200_1522 VERTICAL : RBW:1000.000KHz VBW:1000KHz SWT:Auto</p>	Left blank

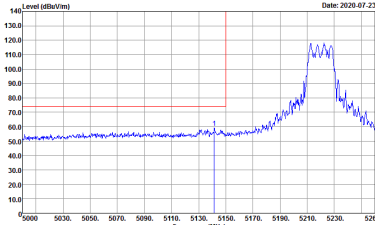
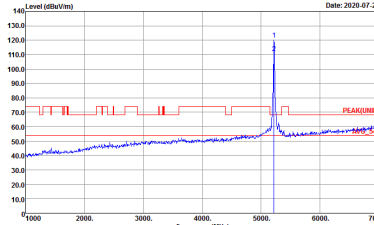
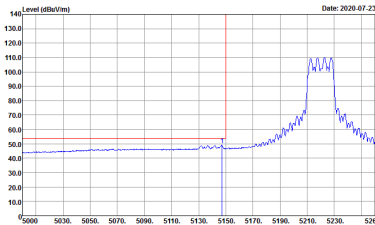


WIFI	Band 1 5150~5250MHz Band Edge @ 3m	
ANT	802.11ax HE20 Full CH44 5220MHz - L	
1+2+3	Horizontal	Fundamental
Peak	 <p>Level (dBV/m) vs Frequency (MHz) plot showing a peak at approximately 5220 MHz. The y-axis ranges from 10.0 to 140.0 dBV/m, and the x-axis ranges from 5000 to 5260 MHz. A red vertical line marks the peak frequency.</p> <p>Site : 03CH16-HY Condition : PEAK_SE_74 3m 91200_1522 HORIZONTAL : RBW:1000.000KHz VBW:3000.000KHz SWT:Auto</p>	 <p>Level (dBV/m) vs Frequency (MHz) plot showing a peak at approximately 5220 MHz. The y-axis ranges from 10.0 to 140.0 dBV/m, and the x-axis ranges from 1000 to 7000 MHz. A red vertical line marks the peak frequency.</p> <p>Site : 03CH16-HY Condition : PEAK(FUN1) 3m 91200_1522 HORIZONTAL : RBW:1000.000KHz VBW:3000.000KHz SWT:Auto</p>
Avg.	 <p>Level (dBV/m) vs Frequency (MHz) plot showing the average signal for the horizontal measurement. The y-axis ranges from 10.0 to 140.0 dBV/m, and the x-axis ranges from 5000 to 5260 MHz. A red vertical line marks the peak frequency.</p> <p>Site : 03CH16-HY Condition : AV6_BE_54 3m 91200_1522 HORIZONTAL : RBW:1000.000KHz VBW:1000KHz SWT:Auto</p>	Left blank

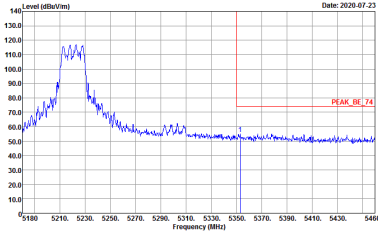
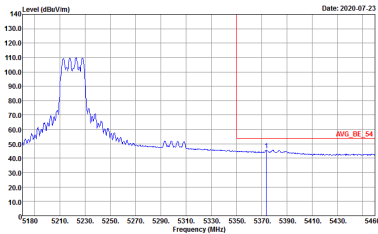


WIFI	Band 1 5150~5250MHz Band Edge @ 3m	
ANT	802.11ax HE20 Full CH44 5220MHz - R	
1+2+3	Horizontal	Fundamental
<p>Peak</p>	 <p>Site : 03CH16-HY Condition : PEAK_BE_74 3m 91200_1522 HORIZONTAL RBW:1000.000KHz VBW:3000.000KHz SWF:Auto Detector : Peak Project : 031701</p>	<p>Left blank</p>
<p>Avg.</p>	 <p>Site : 03CH16-HY Condition : AVG_BE_54 3m 91200_1522 HORIZONTAL RBW:1000.000KHz VBW:1000KHz SWF:Auto Detector : Peak Project : 031701</p>	<p>Left blank</p>

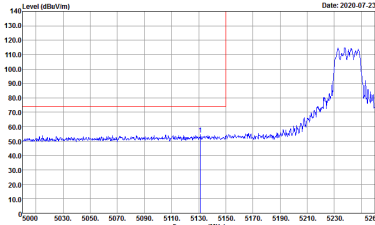
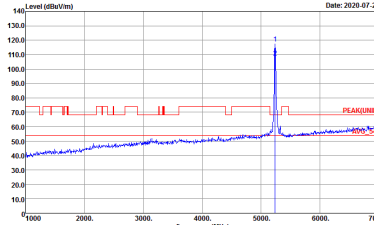
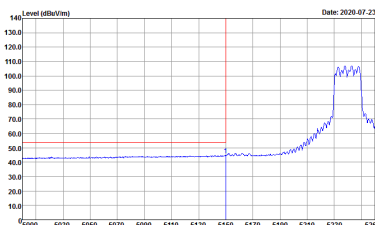


WIFI	Band 1 5150~5250MHz Band Edge @ 3m	
ANT	802.11ax HE20 Full CH44 5220MHz - L	
1+2+3	Vertical	Fundamental
Peak	 <p>Site : 03CH16-HY Condition : PEAK_BE_74 3m 91200_1522 VERTICAL Detector : Peak Project : 031701</p>	 <p>Site : 03CH16-HY Condition : PEAK(UNII) 3m 91200_1522 VERTICAL Detector : Peak Project : 031701</p>
Avg.	 <p>Site : 03CH16-HY Condition : AVG_BE_54 3m 91200_1522 VERTICAL Detector : Peak Project : 031701</p>	Left blank

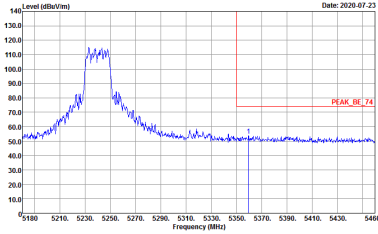
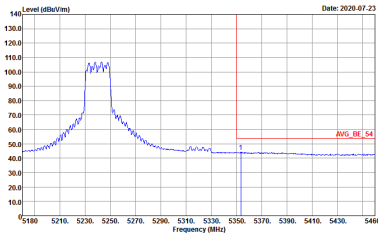


WIFI	Band 1 5150~5250MHz Band Edge @ 3m	
ANT	802.11ax HE20 Full CH44 5220MHz - R	
1+2+3	Vertical	Fundamental
<p>Peak</p>	 <p>Site : 03CH16-HY Condition : PEAK_BE_74 3m 91200_1522 VERTICAL RBW:1000.000KHz VBW:3000.000KHz SWF:Auto Detector : Peak Project : 031701</p>	<p>Left blank</p>
<p>Avg.</p>	 <p>Site : 03CH16-HY Condition : AVG_BE_54 3m 91200_1522 VERTICAL RBW:1000.000KHz VBW:1.000KHz SWF:Auto Detector : Peak Project : 031701</p>	<p>Left blank</p>

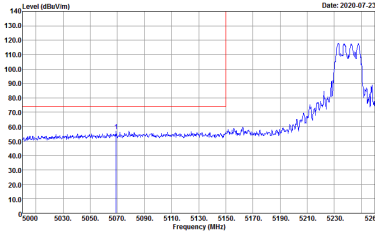
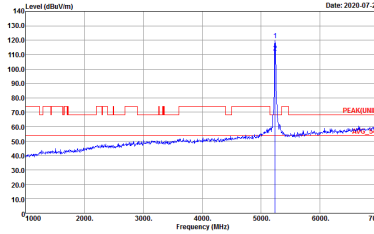
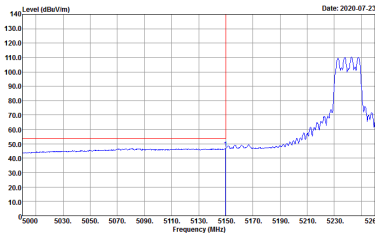


WIFI	Band 1 5150~5250MHz Band Edge @ 3m	
ANT	802.11ax HE20 Full CH48 5240MHz - L	
1+2+3	Horizontal	Fundamental
<p>Peak</p>	 <p>Site : 03CH16-HY Condition : PEAK_BE_74 3m 91200_1522 HORIZONTAL Detector : Peak Project : 031701</p>	 <p>Site : 03CH16-HY Condition : PEAK(UNII) 3m 91200_1522 HORIZONTAL Detector : Peak Project : 031701</p>
<p>Avg.</p>	 <p>Site : 03CH16-HY Condition : AVG_BE_54 3m 91200_1522 HORIZONTAL Detector : Peak Project : 031701</p>	<p>Left blank</p>

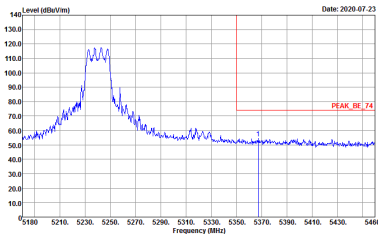
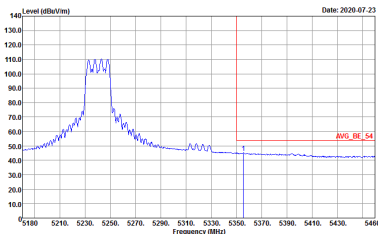


WIFI	Band 1 5150~5250MHz Band Edge @ 3m	
ANT	802.11ax HE20 Full CH48 5240MHz - R	
1+2+3	Horizontal	Fundamental
<p>Peak</p>	 <p>Site : 03CH16-HY Condition : PEAK_BE_74 3m 91200_1522 HORIZONTAL RBW:1000.000KHz VBW:3000.000KHz SWF:Auto Detector : Peak Project : 031701</p>	<p>Left blank</p>
<p>Avg.</p>	 <p>Site : 03CH16-HY Condition : AVG_BE_54 3m 91200_1522 HORIZONTAL RBW:1000.000KHz VBW:1000KHz SWF:Auto Detector : Peak Project : 031701</p>	<p>Left blank</p>



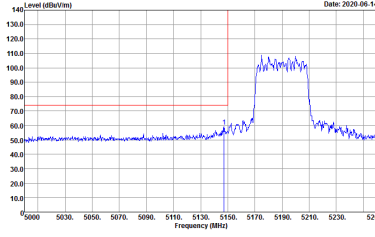
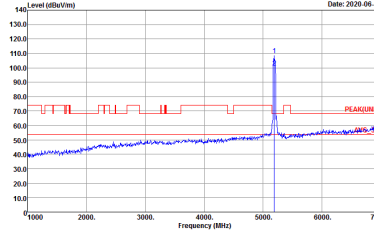
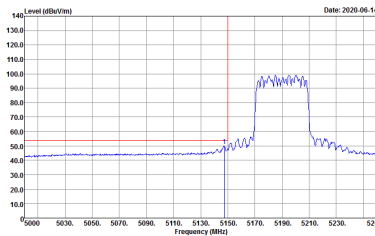
WIFI	Band 1 5150~5250MHz Band Edge @ 3m	
ANT	802.11ax HE20 Full CH48 5240MHz - L	
1+2+3	Vertical	Fundamental
Peak	 <p>Site : 03CH16-HY Condition : PEAK_BE_74 3m 91200_1522 VERTICAL Detector : Peak Project : 031701</p>	 <p>Site : 03CH16-HY Condition : PEAK(UNII) 3m 91200_1522 VERTICAL Detector : Peak Project : 031701</p>
Avg.	 <p>Site : 03CH16-HY Condition : AVG_BE_54 3m 91200_1522 VERTICAL Detector : Peak Project : 031701</p>	Left blank



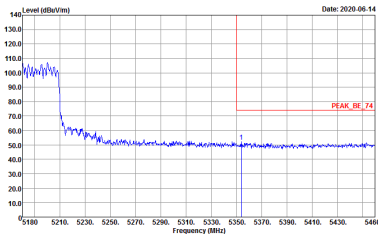
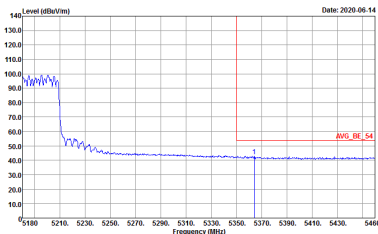
WIFI	Band 1 5150~5250MHz Band Edge @ 3m	
ANT	802.11ax HE20 Full CH48 5240MHz - R	
1+2+3	Vertical	Fundamental
<p>Peak</p>	 <p>Site : 03CH16-HY Condition : PEAK_BE_74 3m 91200_1522 VERTICAL : RBW:1000.000KHz VBW:3000.000KHz SWT:Auto</p>	<p>Left blank</p>
<p>Avg.</p>	 <p>Site : 03CH16-HY Condition : AVG_BE_54 3m 91200_1522 VERTICAL : RBW:1000.000KHz VBW:1000KHz SWT:Auto</p>	<p>Left blank</p>



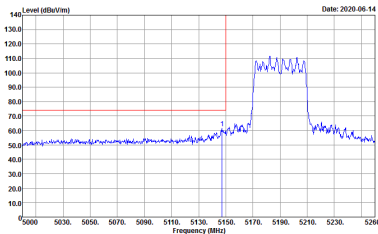
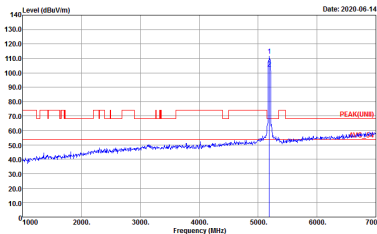
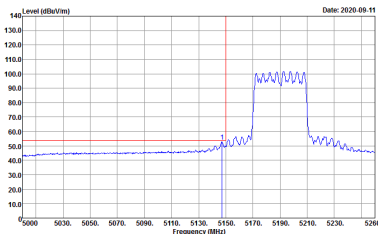
Band 1 5150~5250MHz
WIFI 802.11ax HE40 Full (Band Edge @ 3m)

WIFI	Band 1 5150~5250MHz Band Edge @ 3m	
ANT	802.11ax HE40 Full CH38 5190MHz - L	
1+2+3	Horizontal	Fundamental
<p align="center">Peak</p>	 <p>Site : 03CH16-HY Condition : PEAK_BE_74 3m 91200_1522 HORIZONTAL : RBW:1000.000KHz VBW:3000.000KHz SWT:Auto</p>	 <p>Site : 03CH16-HY Condition : PEAK(UNII) 3m 91200_1522 HORIZONTAL : RBW:1000.000KHz VBW:3000.000KHz SWT:Auto</p>
<p align="center">Avg.</p>	 <p>Site : 03CH16-HY Condition : AVG_BE_54 3m 91200_1522 HORIZONTAL : RBW:1000.000KHz VBW:3000.000KHz SWT:Auto</p>	<p align="center">Left blank</p>



WIFI	Band 1 5150~5250MHz Band Edge @ 3m	
ANT	802.11ax HE40 Full CH38 5190MHz - R	
1+2+3	Horizontal	Fundamental
<p>Peak</p>	 <p>Site : 03CH16-HY Condition : PEAK_BE_74 3m 91200_1522 HORIZONTAL : RBW:1000.000kHz VBW:3000.000kHz SWF:Auto</p>	<p>Left blank</p>
<p>Avg.</p>	 <p>Site : 03CH16-HY Condition : AVG_BE_54 3m 91200_1522 HORIZONTAL : RBW:1000.000kHz VBW:3.000kHz SWF:Auto</p>	<p>Left blank</p>



WIFI	Band 1 5150~5250MHz Band Edge @ 3m	
ANT	802.11ax HE40 Full CH38 5190MHz - L	
1+2+3	Vertical	Fundamental
Peak	 <p>Site : 03CH16-HY Condition : PEAK_SE_74 3m 91200_1522 VERTICAL : RBW:1000.000KHz VBW:3000.000KHz SWT:Auto</p>	 <p>Site : 03CH16-HY Condition : PEAK(FUN1) 3m 91200_1522 VERTICAL : RBW:1000.000KHz VBW:3000.000KHz SWT:Auto</p>
Avg.	 <p>Site : 03CH16-HY Condition : AV6_BE_54 3m 91200_1522 VERTICAL : RBW:1000.000KHz VBW:3000.000KHz SWT:Auto</p>	Left blank



WIFI	Band 1 5150~5250MHz Band Edge @ 3m	
ANT	802.11ax HE40 Full CH38 5190MHz - R	
1+2+3	Vertical	Fundamental
<p>Peak</p>		<p>Left blank</p>
<p>Avg.</p>		<p>Left blank</p>

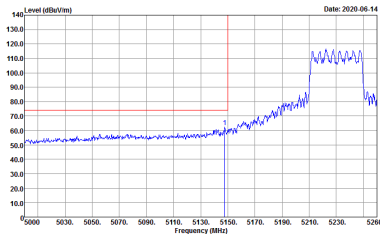
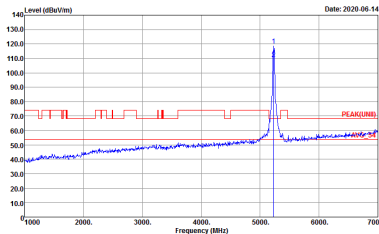
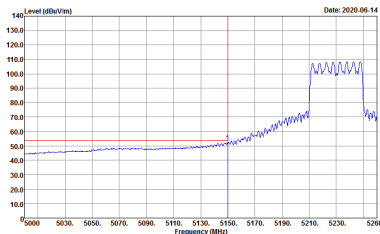


WIFI	Band 1 5150~5250MHz Band Edge @ 3m	
ANT	802.11ax HE40 Full CH46 5230MHz - L	
1+2+3	Horizontal	Fundamental
<p>Peak</p>	<p>Site : 03CH16-HY Condition : PEAK_SE_74 3m 91200_1522 HORIZONTAL : RBW:1000.000KHz VBW:3000.000KHz SWT:Auto</p>	<p>Site : 03CH16-HY Condition : PEAK(FUN1) 3m 91200_1522 HORIZONTAL : RBW:1000.000KHz VBW:3000.000KHz SWT:Auto</p>
<p>Avg.</p>	<p>Site : 03CH16-HY Condition : AV6_BE_54 3m 91200_1522 HORIZONTAL : RBW:1000.000KHz VBW:3000.000KHz SWT:Auto</p>	<p>Left blank</p>

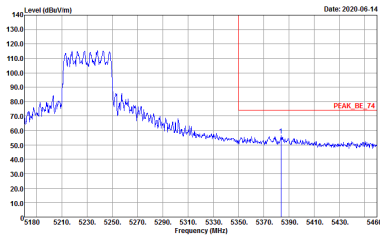
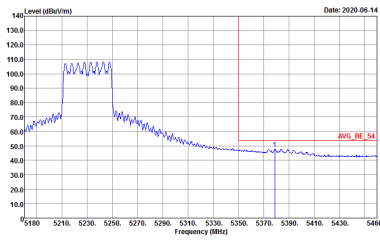


WIFI	Band 1 5150~5250MHz Band Edge @ 3m	
ANT	802.11ax HE40 Full CH46 5230MHz - R	
1+2+3	Horizontal	Fundamental
Peak	<p>Level (dBm/100MHz) vs Frequency (MHz)</p> <p>Site : 03CH16-HY Condition : PEAK_BE_74 3m 91200_1522 HORIZONTAL : RBW:1000.000KHz VBW:3000.000KHz SWF:Auto</p>	Left blank
Avg.	<p>Level (dBm/100MHz) vs Frequency (MHz)</p> <p>Site : 03CH16-HY Condition : AV6_BE_54 3m 91200_1522 HORIZONTAL : RBW:1000.000KHz VBW:3000.000KHz SWF:Auto</p>	Left blank



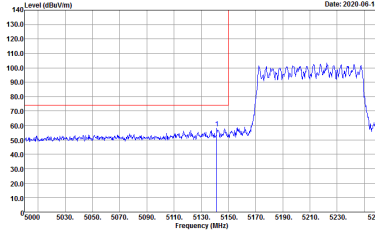
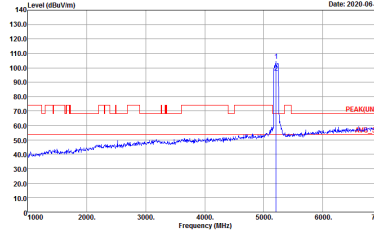
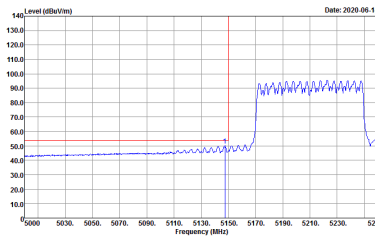
WIFI	Band 1 5150~5250MHz Band Edge @ 3m	
ANT	802.11ax HE40 Full CH46 5230MHz - L	
1+2+3	Vertical	Fundamental
Peak	 <p>Site : 03CH16-HY Condition : PEAK_SE_74 3m 91200_1522 VERTICAL : RBW:1000.000KHz VBW:3000.000KHz SWT:Auto</p>	 <p>Site : 03CH16-HY Condition : PEAK(FUN1) 3m 91200_1522 VERTICAL : RBW:1000.000KHz VBW:3000.000KHz SWT:Auto</p>
Avg.	 <p>Site : 03CH16-HY Condition : AV6_BE_54 3m 91200_1522 VERTICAL : RBW:1000.000KHz VBW:3000.000KHz SWT:Auto</p>	Left blank



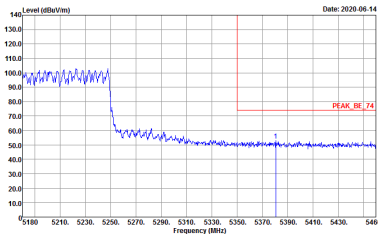
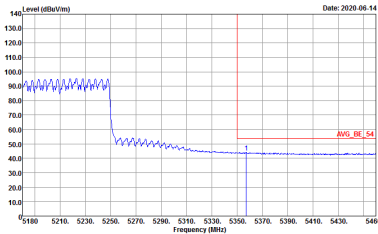
WIFI	Band 1 5150~5250MHz Band Edge @ 3m	
ANT	802.11ax HE40 Full CH46 5230MHz - R	
1+2+3	Vertical	Fundamental
<p>Peak</p>	 <p>Site : 03CH16-HY Condition : PEAK_BE_74 3m 91200_1522 VERTICAL : RBW:1000.000kHz VBW:3000.000kHz SWT:Auto</p>	<p>Left blank</p>
<p>Avg.</p>	 <p>Site : 03CH16-HY Condition : AVG_BE_54 3m 91200_1522 VERTICAL : RBW:1000.000kHz VBW:3000.000kHz SWT:Auto</p>	<p>Left blank</p>



Band 1 5150~5250MHz
WIFI 802.11ax HE80 Full (Band Edge @ 3m)

WIFI	Band 1 5150~5250MHz Band Edge @ 3m	
ANT	802.11ax HE80 Full CH42 5210MHz - L	
1+2+3	Horizontal	Fundamental
<p align="center">Peak</p>	 <p>Site : 03CH16-HY Condition : PEAK_BE_74 3m 91200_1522 HORIZONTAL : RBW:1000.000KHz VBW:3000.000KHz SWT:Auto</p>	 <p>Site : 03CH16-HY Condition : PEAK(UNII) 3m 91200_1522 HORIZONTAL : RBW:1000.000KHz VBW:3000.000KHz SWT:Auto</p>
<p align="center">Avg.</p>	 <p>Site : 03CH16-HY Condition : AVG_BE_54 3m 91200_1522 HORIZONTAL : RBW:1000.000KHz VBW:3000.000KHz SWT:Auto</p>	<p align="center">Left blank</p>



WIFI	Band 1 5150~5250MHz Band Edge @ 3m	
ANT	802.11ax HE80 Full CH42 5210MHz - R	
1+2+3	Horizontal	Fundamental
<p>Peak</p>	 <p>Site : 03CH16-HY Condition : PEAK_BE_74 3m 91200_1522 HORIZONTAL RBW:1000.000kHz VBW:3000.000kHz SWT:Auto</p>	<p>Left blank</p>
<p>Avg.</p>	 <p>Site : 03CH16-HY Condition : AVG_BE_54 3m 91200_1522 HORIZONTAL RBW:1000.000kHz VBW:3.000kHz SWT:Auto</p>	<p>Left blank</p>



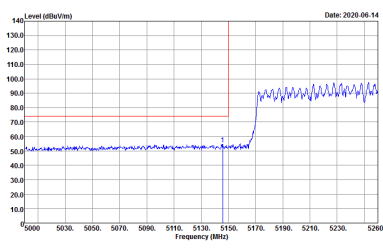
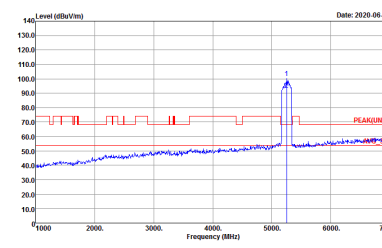
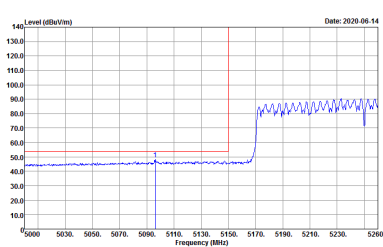
WIFI	Band 1 5150~5250MHz Band Edge @ 3m	
ANT	802.11ax HE80 Full CH42 5210MHz - L	
1+2+3	Vertical	Fundamental
<p>Peak</p>	<p>Site : 03CH16-HY Condition : PEAK_SE_74 3m 91200_1522 VERTICAL : RBW:1000.000kHz VBW:3000.000kHz SWT:Auto</p>	<p>Site : 03CH16-HY Condition : PEAK(FUN) 3m 91200_1522 VERTICAL : RBW:1000.000kHz VBW:3000.000kHz SWT:Auto</p>
<p>Avg.</p>	<p>Site : 03CH16-HY Condition : AV6_BE_54 3m 91200_1522 VERTICAL : RBW:1000.000kHz VBW:3.000kHz SWT:Auto</p>	<p>Left blank</p>



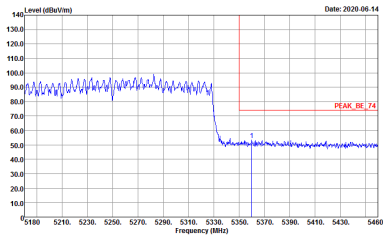
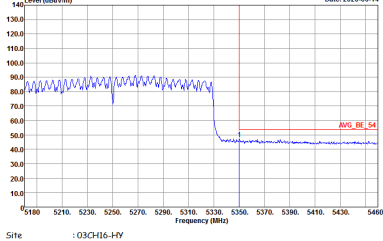
WIFI	Band 1 5150~5250MHz Band Edge @ 3m	
ANT	802.11ax HE80 Full CH42 5210MHz - R	
1+2+3	Vertical	Fundamental
<p>Peak</p>	<p>Site : 03CH16-HY Condition : PEAK_BE_74 3m 91200_1522 VERTICAL : RBW:1000.000kHz VBW:3000.000kHz SWT:Auto</p>	<p>Left blank</p>
<p>Avg.</p>	<p>Site : 03CH16-HY Condition : AVG_BE_54 3m 91200_1522 VERTICAL : RBW:1000.000kHz VBW:3.000kHz SWT:Auto</p>	<p>Left blank</p>



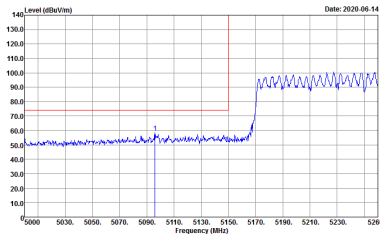
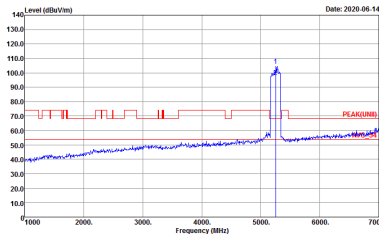
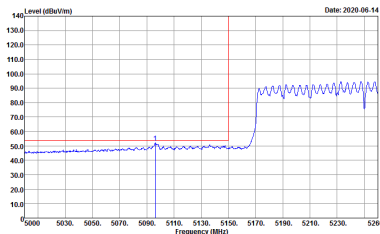
Band 1 5150~5250MHz
WIFI 802.11ax HE160 Full (Band Edge @ 3m)

WIFI	Band 1 5150~5250MHz Band Edge @ 3m	
ANT	802.11ax HE160 Full CH50 5250MHz - L	
1+2+3	Horizontal	Fundamental
Peak	 <p>Site : 03CH16-HY Condition : PEAK_BE_74 3m 91200_1522 HORIZONTAL : RBW:1000.000kHz VBW:3000.000kHz SWT:Auto</p>	 <p>Site : 03CH16-HY Condition : PEAK(UNII) 3m 91200_1522 HORIZONTAL : RBW:1000.000kHz VBW:3000.000kHz SWT:Auto</p>
Avg.	 <p>Site : 03CH16-HY Condition : AVG_BE_54 3m 91200_1522 HORIZONTAL : RBW:1000.000kHz VBW:30.000kHz SWT:Auto</p>	Left blank



WIFI	Band 1 5150~5250MHz Band Edge @ 3m	
ANT	802.11ax HE160 Full CH50 5250MHz - R	
1+2+3	Horizontal	Fundamental
<p>Peak</p>	 <p>Level (dBm/100kHz) vs Frequency (MHz) plot. Date: 2020-06-14. Peak at 5250 MHz labeled 'PEAK_BE_74'.</p> <p>Site : 03CH16-HY Condition : PEAK_BE_74 3m 91200_1522 HORIZONTAL : RBW:1000.000kHz VBW:3000.000kHz SWT:Auto</p>	<p>Left blank</p>
<p>Avg.</p>	 <p>Level (dBm/100kHz) vs Frequency (MHz) plot. Date: 2020-06-14. Peak at 5250 MHz labeled 'AVG_BE_54'.</p> <p>Site : 03CH16-HY Condition : AVG_BE_54 3m 91200_1522 HORIZONTAL : RBW:1000.000kHz VBW:10.000kHz SWT:Auto</p>	<p>Left blank</p>



WIFI	Band 1 5150~5250MHz Band Edge @ 3m	
ANT	802.11ax HE160 Full CH50 5250MHz - L	
1+2+3	Vertical	Fundamental
Peak	 <p>Level (dBV/m) vs Frequency (MHz) plot showing a peak at 5170 MHz. The y-axis ranges from 10.0 to 140.0 dBV/m, and the x-axis ranges from 5000 to 5260 MHz. A red vertical line marks the peak at 5170 MHz. The plot shows a blue signal line and a red reference line.</p> <p>Site : 03CH16-HY Condition : PEAK_SE_74 3m 91200_1522 VERTICAL : RBW:1000.000kHz VBW:3000.000kHz SWT:Auto</p>	 <p>Level (dBV/m) vs Frequency (MHz) plot showing a peak at 5170 MHz. The y-axis ranges from 10.0 to 140.0 dBV/m, and the x-axis ranges from 1000 to 7000 MHz. A red vertical line marks the peak at 5170 MHz. The plot shows a blue signal line and a red reference line.</p> <p>Site : 03CH16-HY Condition : PEAK(FUND) 3m 91200_1522 VERTICAL : RBW:1000.000kHz VBW:3000.000kHz SWT:Auto</p>
Avg.	 <p>Level (dBV/m) vs Frequency (MHz) plot showing a peak at 5170 MHz. The y-axis ranges from 10.0 to 140.0 dBV/m, and the x-axis ranges from 5000 to 5260 MHz. A red vertical line marks the peak at 5170 MHz. The plot shows a blue signal line and a red reference line.</p> <p>Site : 03CH16-HY Condition : AV6_BE_54 3m 91200_1522 VERTICAL : RBW:1000.000kHz VBW:10.000kHz SWT:Auto</p>	Left blank



WIFI	Band 1 5150~5250MHz Band Edge @ 3m	
ANT	802.11ax HE160 Full CH50 5250MHz - R	
1+2+3	Vertical	Fundamental
<p>Peak</p>	<p>Site : 03CH16-HY Condition : PEAK_BE_74 3m 91200_1522 VERTICAL : RBW:1000.000kHz VBW:3000.000kHz SWT:Auto</p>	<p>Left blank</p>
<p>Avg.</p>	<p>Site : 03CH16-HY Condition : AVG_BE_54 3m 91200_1522 VERTICAL : RBW:1000.000kHz VBW:30.000kHz SWT:Auto</p>	<p>Left blank</p>



Band 1 - 5150~5250MHz
WIFI 802.11a (Harmonic @ 3m)

WIFI	Band 1 5150~5250MHz Harmonic @ 3m	
ANT	802.11a CH36 5180MHz	
1+2+3	Horizontal	Vertical
Peak Avg.	<p>Site : 03CH16-HY Condition : PEAK(UNIT) 3m 91200_1522 HORIZONTAL Detector : Peak</p>	<p>Site : 03CH16-HY Condition : PEAK(UNIT) 3m 91200_1522 VERTICAL Detector : Peak</p>



WIFI	Band 1 5150~5250MHz Harmonic @ 3m	
ANT	802.11a CH44 5220MHz	
1+2+3	Horizontal	Vertical
Peak Avg.	<p>Site : 03CH16-HY Condition : PEAK(UNIT) 3m 91200_1522 HORIZONTAL Detector : Peak</p>	<p>Site : 03CH16-HY Condition : PEAK(UNIT) 3m 91200_1522 VERTICAL Detector : Peak</p>



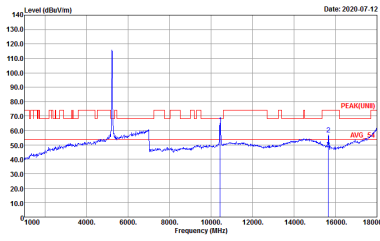
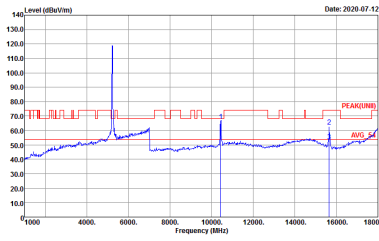
WIFI	Band 1 5150~5250MHz Harmonic @ 3m	
ANT	802.11a CH48 5240MHz	
1+2+3	Horizontal	Vertical
Peak Avg.	<p>Site : 03CH16-HY Condition : PEAK(UNIT) 3m 91200_1522 HORIZONTAL Detector : Peak</p>	<p>Site : 03CH16-HY Condition : PEAK(UNIT) 3m 91200_1522 VERTICAL Detector : Peak</p>



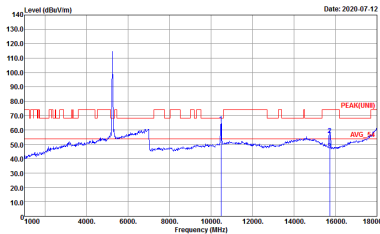
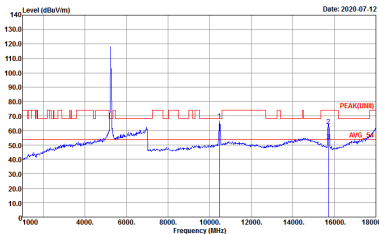
**Band 1 5150~5250MHz
WIFI 802.11ax HE20 Full (Harmonic @ 3m)**

WIFI	Band 1 5150~5250MHz Harmonic @ 3m	
ANT	802.11ax HE20 Full CH36 5180MHz	
1+2+3	Horizontal	Vertical
Peak Avg.	<p>Site : 03CH16-HY Condition : PEAK(UNII) 3m 9120D_1522 HORIZONTAL Detector : Peak</p>	<p>Site : 03CH16-HY Condition : PEAK(UNII) 3m 9120D_1522 VERTICAL Detector : Peak</p>



WIFI	Band 1 5150~5250MHz Harmonic @ 3m	
ANT	802.11ax HE20 Full CH44 5220MHz	
1+2+3	Horizontal	Vertical
<p>Peak</p> <p>Avg.</p>	 <p>Site : 03CH16-HY Condition : PEAK(UNIT) 3m 91200_1522 HORIZONTAL Detector : Peak</p>	 <p>Site : 03CH16-HY Condition : PEAK(UNIT) 3m 91200_1522 VERTICAL Detector : Peak</p>



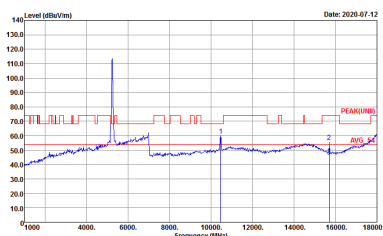
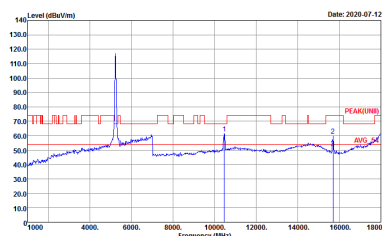
WIFI	Band 1 5150~5250MHz Harmonic @ 3m	
ANT	802.11ax HE20 Full CH48 5240MHz	
1+2+3	Horizontal	Vertical
<p>Peak</p> <p>Avg.</p>	 <p>Site : 03CH16-HY Condition : PEAK(UNIT) 3m 91200_152Z HORIZONTAL Detector : Peak</p>	 <p>Site : 03CH16-HY Condition : PEAK(UNIT) 3m 91200_152Z VERTICAL Detector : Peak</p>



Band 1 5150~5250MHz
WIFI 802.11ax HE40 Full (Harmonic @ 3m)

Table with 2 columns: Horizontal and Vertical. Rows include WIFI, ANT, 1+2+3, and Peak/Avg. Each plot shows Level (dBuV/m) vs Frequency (MHz) with a red line for Peak and a blue line for Avg. Metadata includes Site: 03CH16-HY, Condition: PEAK(UNII) 3m 9120D_1522, and Detector: Peak.



WIFI	Band 1 5150~5250MHz Harmonic @ 3m	
ANT	802.11ax HE40 Full CH46 5230MHz	
1+2+3	Horizontal	Vertical
<p>Peak</p> <p>Avg.</p>	 <p>Site : 03CH16-HY Condition : PEAK(UNII) 3m 91200_1522 HORIZONTAL Detector : Peak Project : 031701</p>	 <p>Site : 03CH16-HY Condition : PEAK(UNII) 3m 91200_1522 VERTICAL Detector : Peak Project : 031701</p>



**Band 1 5150~5250MHz
WIFI 802.11ax HE80 Full (Harmonic @ 3m)**

WIFI	Band 1 5150~5250MHz Harmonic @ 3m	
ANT	802.11ax HE80 Full CH42 5210MHz	
1+2+3	Horizontal	Vertical
Peak Avg.	<p>Site : 03CH16-HY Condition : PEAK(UNIT) 3m 91200_1522 HORIZONTAL Detector : Peak Project : 031701</p>	<p>Site : 03CH16-HY Condition : PEAK(UNIT) 3m 91200_1522 VERTICAL Detector : Peak Project : 031701</p>



Band 1 5150~5250MHz
WIFI 802.11ax HE40 Full (Harmonic @ 3m)

WIFI	Band 1 5150~5250MHz Harmonic @ 3m	
ANT	802.11ax HE160 Full CH50 5250MHz	
1+2+3	Horizontal	Vertical
Peak Avg.	<p>Site : 03CH16-HY Condition : PEAK(UNIT) 3m 91200_1522 HORIZONTAL Detector : Peak Project : 031701</p>	<p>Site : 03CH16-HY Condition : PEAK(UNIT) 3m 91200_1522 VERTICAL Detector : Peak Project : 031701</p>



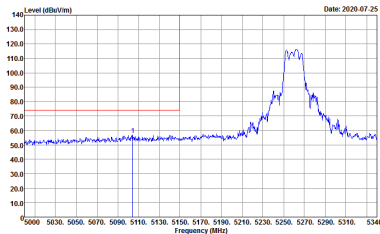
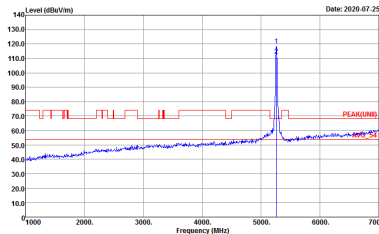
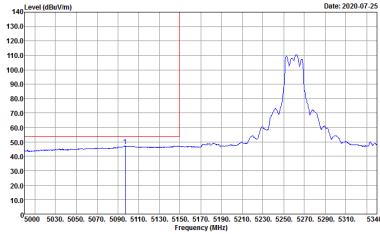
Band 2 - 5250~5350MHz
WIFI 802.11a (Band Edge @ 3m)

WIFI	Band 2 5250~5350MHz Band Edge @ 3m	
ANT	802.11a CH52 5260MHz - L	
1+2+3	Horizontal	Fundamental
Peak	<p>Date: 2020-07-25</p> <p>Site : 03CH16-HY Condition : PEAK_BE_74 3m 91200_1522 HORIZONTAL : RBW:1000.000KHz VBW:3000.000KHz SWT:Auto</p>	<p>Date: 2020-07-25</p> <p>Site : 03CH16-HY Condition : PEAK(FUND) 3m 91200_1522 HORIZONTAL : RBW:1000.000KHz VBW:3000.000KHz SWT:Auto</p>
Avg.	<p>Date: 2020-07-25</p> <p>Site : 03CH16-HY Condition : AVG_BE_54 3m 91200_1522 HORIZONTAL : RBW:1000.000KHz VBW:1.000KHz SWT:Auto</p>	Left blank



WIFI	Band 2 5250~5350MHz Band Edge @ 3m	
ANT	802.11a CH52 5260MHz - R	
1+2+3	Horizontal	Fundamental
<p>Peak</p>	<p>Site : 03CH16-HY Condition : PEAK_BE_74 3m 91200_1522 HORIZONTAL : RBW:1000.000KHz VBW:3000.000KHz SWF:Auto</p>	<p>Left blank</p>
<p>Avg.</p>	<p>Site : 03CH16-HY Condition : AV6_BE_54 3m 91200_1522 HORIZONTAL : RBW:1000.000KHz VBW:1000KHz SWT:Auto</p>	<p>Left blank</p>



WIFI	Band 2 5250~5350MHz Band Edge @ 3m	
ANT	802.11a CH52 5260MHz - L	
1+2+3	Vertical	Fundamental
Peak	 <p>Level (dBV/m) vs Frequency (MHz) plot showing a peak at approximately 5260 MHz. The y-axis ranges from 10.0 to 140.0 dBV/m, and the x-axis ranges from 5000 to 5340 MHz. A red vertical line marks the peak at 5260 MHz.</p> <p>Site : 03CH16-HY Condition : PEAK_SE_74 3m 91200_1522 VERTICAL : RBW:1000.000KHz VBW:3000.000KHz SWT:Auto</p>	 <p>Level (dBV/m) vs Frequency (MHz) plot showing a sharp peak at approximately 5260 MHz. The y-axis ranges from 10.0 to 140.0 dBV/m, and the x-axis ranges from 4000 to 7000 MHz. A red vertical line marks the peak at 5260 MHz.</p> <p>Site : 03CH16-HY Condition : PEAK(FUND) 3m 91200_1522 VERTICAL : RBW:1000.000KHz VBW:3000.000KHz SWT:Auto</p>
Avg.	 <p>Level (dBV/m) vs Frequency (MHz) plot showing a peak at approximately 5260 MHz. The y-axis ranges from 10.0 to 140.0 dBV/m, and the x-axis ranges from 5000 to 5340 MHz. A red vertical line marks the peak at 5260 MHz.</p> <p>Site : 03CH16-HY Condition : AV6_BE_54 3m 91200_1522 VERTICAL : RBW:1000.000KHz VBW:1000KHz SWT:Auto</p>	Left blank

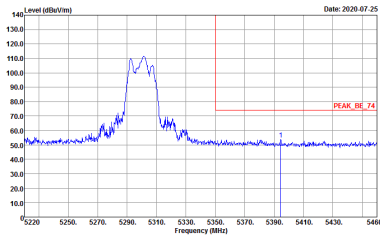
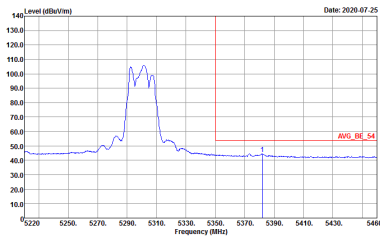


WIFI	Band 2 5250~5350MHz Band Edge @ 3m	
ANT	802.11a CH52 5260MHz - R	
1+2+3	Vertical	Fundamental
<p>Peak</p>		<p>Left blank</p>
<p>Avg.</p>		<p>Left blank</p>

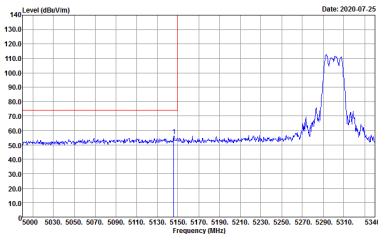
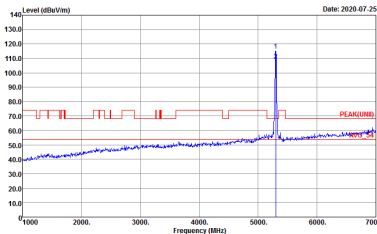
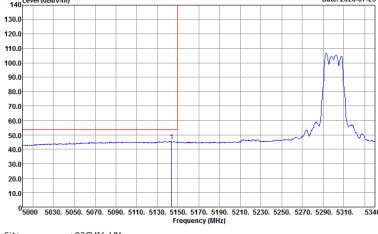


WIFI	Band 2 5250~5350MHz Band Edge @ 3m	
ANT	802.11a CH60 5300MHz - L	
1+2+3	Horizontal	Fundamental
<p>Peak</p>	<p>Site : 03CH16-HY Condition : PEAK_SE_74 3m 91200_1522 HORIZONTAL : RBW:1000.000KHz VBW:3000.000KHz SWT:Auto</p>	<p>Site : 03CH16-HY Condition : PEAK(FUND) 3m 91200_1522 HORIZONTAL : RBW:1000.000KHz VBW:3000.000KHz SWT:Auto</p>
<p>Avg.</p>	<p>Site : 03CH16-HY Condition : AV6_BE_54 3m 91200_1522 HORIZONTAL : RBW:1000.000KHz VBW:1000KHz SWT:Auto</p>	<p>Left blank</p>



WIFI	Band 2 5250~5350MHz Band Edge @ 3m	
ANT	802.11a CH60 5300MHz - R	
1+2+3	Horizontal	Fundamental
<p>Peak</p>	 <p>Site : 03CH16-HY Condition : PEAK_BE_74 3m 91200_1522 HORIZONTAL : RBW:1000.000kHz VBW:3000.000kHz SWF:Auto</p>	<p>Left blank</p>
<p>Avg.</p>	 <p>Site : 03CH16-HY Condition : AVG_BE_54 3m 91200_1522 HORIZONTAL : RBW:1000.000kHz VBW:1000kHz SWT:Auto</p>	<p>Left blank</p>

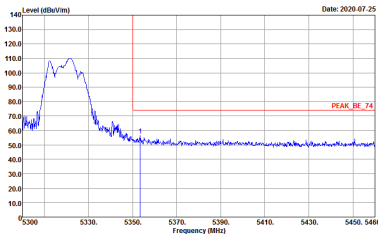
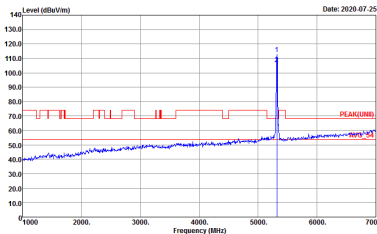
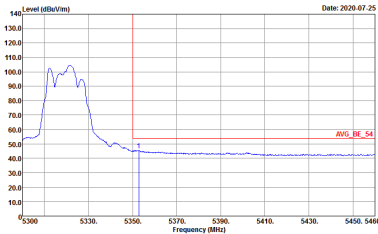


WIFI	Band 2 5250~5350MHz Band Edge @ 3m	
ANT	802.11a CH60 5300MHz - L	
1+2+3	Vertical	Fundamental
Peak	 <p>Level (dBuV/m) vs Frequency (MHz) plot showing a peak at approximately 5300 MHz. The y-axis ranges from 10.0 to 140.0 dBuV/m, and the x-axis ranges from 5000 to 5340 MHz. A red vertical line marks the peak at 5300 MHz.</p> <p>Site : 03CH16-HY Condition : PEAK_SE_74 3m 91200_1522 VERTICAL : RBW:1000.000KHz VBW:3000.000KHz SWT:Auto</p>	 <p>Level (dBuV/m) vs Frequency (MHz) plot showing a peak at approximately 5300 MHz. The y-axis ranges from 10.0 to 140.0 dBuV/m, and the x-axis ranges from 4000 to 7000 MHz. A red vertical line marks the peak at 5300 MHz.</p> <p>Site : 03CH16-HY Condition : PEAK(FUND) 3m 91200_1522 VERTICAL : RBW:1000.000KHz VBW:3000.000KHz SWT:Auto</p>
Avg.	 <p>Level (dBuV/m) vs Frequency (MHz) plot showing a peak at approximately 5300 MHz. The y-axis ranges from 10.0 to 140.0 dBuV/m, and the x-axis ranges from 5000 to 5340 MHz. A red vertical line marks the peak at 5300 MHz.</p> <p>Site : 03CH16-HY Condition : AV6_BE_54 3m 91200_1522 VERTICAL : RBW:1000.000KHz VBW:1.000KHz SWT:Auto</p>	Left blank

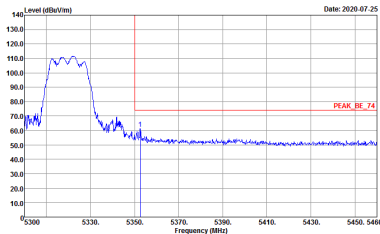
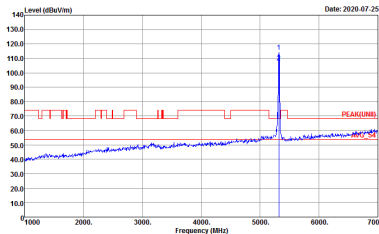
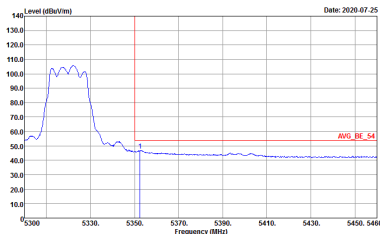


WIFI	Band 2 5250~5350MHz Band Edge @ 3m	
ANT	802.11a CH60 5300MHz - R	
1+2+3	Vertical	Fundamental
<p>Peak</p>		<p>Left blank</p>
<p>Avg.</p>		<p>Left blank</p>



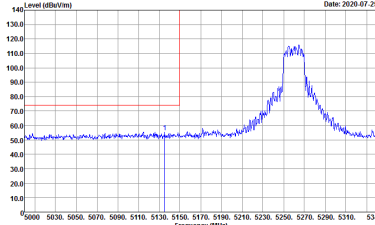
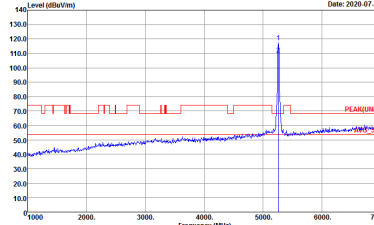
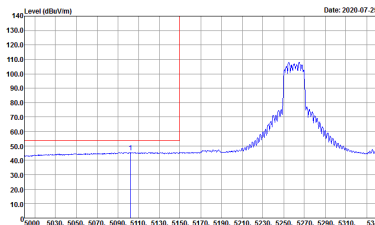
WIFI	Band 2 5250~5350MHz Band Edge @ 3m	
ANT	802.11a CH64 5320MHz	
1+2+3	Horizontal	Fundamental
<p>Peak</p>	 <p>Date: 2020-07-25</p> <p>Site : 03CH16-HY Condition : PEAK_BE_74 3m 91200_1522 HORIZONTAL : RBW:1000.000KHz VBW:3000.000KHz SWT:Auto</p>	 <p>Date: 2020-07-25</p> <p>Site : 03CH16-HY Condition : PEAK(FUN) 3m 91200_1522 HORIZONTAL : RBW:1000.000KHz VBW:3000.000KHz SWT:Auto</p>
<p>Avg.</p>	 <p>Date: 2020-07-25</p> <p>Site : 03CH16-HY Condition : AVG_BE_54 3m 91200_1522 HORIZONTAL : RBW:1000.000KHz VBW:1000KHz SWT:Auto</p>	<p>Left blank</p>



WIFI	Band 2 5250~5350MHz Band Edge @ 3m	
ANT	802.11a CH64 5320MHz	
1+2+3	Vertical	Fundamental
<p>Peak</p>	 <p>Site : 03CH16-HY Condition : PEAK_BE_74 3m 91200_1522 VERTICAL : RBW:1000.000KHz VBW:3000.000KHz SWT:Auto</p>	 <p>Site : 03CH16-HY Condition : PEAK(FUN) 3m 91200_1522 VERTICAL : RBW:1000.000KHz VBW:3000.000KHz SWT:Auto</p>
<p>Avg.</p>	 <p>Site : 03CH16-HY Condition : AVG_BE_54 3m 91200_1522 VERTICAL : RBW:1000.000KHz VBW:1.000KHz SWT:Auto</p>	<p>Left blank</p>



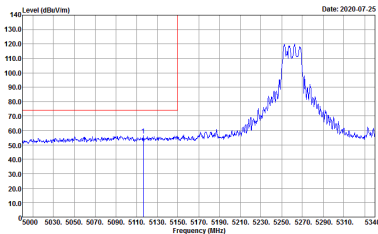
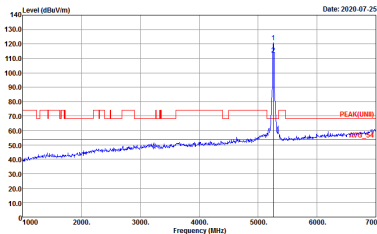
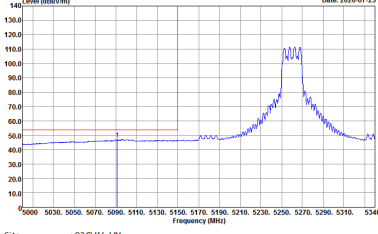
Band 2 5250~5350MHz
WIFI 802.11ax HE20 Full (Band Edge @ 3m)

WIFI	Band 2 5250~5350MHz Band Edge @ 3m	
ANT	802.11ax HE20 Full CH52 5260MHz - L	
1+2+3	Horizontal	Fundamental
<p align="center">Peak</p>	 <p>Date: 2020-07-25</p> <p>Site : 03CH16-HY Condition : PEAK_BE_74 3m 91200_1522 HORIZONTAL : RBW:1000.000KHz VBW:3000.000KHz SWT:Auto</p>	 <p>Date: 2020-07-25</p> <p>Site : 03CH16-HY Condition : PEAK(UNII) 3m 91200_1522 HORIZONTAL : RBW:1000.000KHz VBW:3000.000KHz SWT:Auto</p>
<p align="center">Avg.</p>	 <p>Date: 2020-07-25</p> <p>Site : 03CH16-HY Condition : AVG_BE_54 3m 91200_1522 HORIZONTAL : RBW:1000.000KHz VBW:1.000KHz SWT:Auto</p>	<p align="center">Left blank</p>



WIFI	Band 2 5250~5350MHz Band Edge @ 3m	
ANT	802.11ax HE20 Full CH52 5260MHz - R	
1+2+3	Horizontal	Fundamental
<p>Peak</p>	<p>Site : 03CH16-HY Condition : PEAK_BE_74 3m 91200_1522 HORIZONTAL : RBW:1000.000KHz VBW:3000.000KHz SWF:Auto</p>	<p>Left blank</p>
<p>Avg.</p>	<p>Site : 03CH16-HY Condition : AVG_BE_54 3m 91200_1522 HORIZONTAL : RBW:1000.000KHz VBW:1000KHz SWT:Auto</p>	<p>Left blank</p>



WIFI	Band 2 5250~5350MHz Band Edge @ 3m	
ANT	802.11ax HE20 Full CH52 5260MHz - L	
1+2+3	Vertical	Fundamental
<p>Peak</p>	 <p>Level (dBV/m) vs Frequency (MHz) plot showing a peak at approximately 5260 MHz. The y-axis ranges from 10.0 to 140.0 dBV/m, and the x-axis ranges from 5000 to 5340 MHz. A red vertical line marks the peak at 5260 MHz.</p> <p>Site : 03CH16-HY Condition : PEAK_SE_74 3m 91200_1522 VERTICAL : RBW:1000.000KHz VBW:3000.000KHz SWT:Auto</p>	 <p>Level (dBV/m) vs Frequency (MHz) plot showing a peak at approximately 5260 MHz. The y-axis ranges from 10.0 to 140.0 dBV/m, and the x-axis ranges from 4000 to 7000 MHz. A red vertical line marks the peak at 5260 MHz.</p> <p>Site : 03CH16-HY Condition : PEAK(FUN1) 3m 91200_1522 VERTICAL : RBW:1000.000KHz VBW:3000.000KHz SWT:Auto</p>
<p>Avg.</p>	 <p>Level (dBV/m) vs Frequency (MHz) plot showing a peak at approximately 5260 MHz. The y-axis ranges from 10.0 to 140.0 dBV/m, and the x-axis ranges from 5000 to 5340 MHz. A red vertical line marks the peak at 5260 MHz.</p> <p>Site : 03CH16-HY Condition : AV6_BE_54 3m 91200_1522 VERTICAL : RBW:1000.000KHz VBW:1000KHz SWT:Auto</p>	<p>Left blank</p>



WIFI	Band 2 5250~5350MHz Band Edge @ 3m	
ANT	802.11ax HE20 Full CH52 5260MHz - R	
1+2+3	Vertical	Fundamental
<p>Peak</p>	<p>Site : 03CH16-HY Condition : PEAK_BE_74 3m 91200_1522 VERTICAL : RBW:1000.000KHz VBW:3000.000KHz SWT:Auto</p>	<p>Left blank</p>
<p>Avg.</p>	<p>Site : 03CH16-HY Condition : AVG_BE_54 3m 91200_1522 VERTICAL : RBW:1000.000KHz VBW:1000KHz SWT:Auto</p>	<p>Left blank</p>



WIFI	Band 2 5250~5350MHz Band Edge @ 3m	
ANT	802.11ax HE20 Full CH60 5300MHz - L	
1+2+3	Horizontal	Fundamental
Peak	<p>Date: 2020-07-25</p> <p>Site : 03CH16-HY Condition : PEAK_SE_74 3m 9120D_1522 HORIZONTAL : RBW:1000.000kHz VBW:3000.000kHz SWT:Auto</p>	<p>Date: 2020-07-25</p> <p>Site : 03CH16-HY Condition : PEAK(FUND) 3m 9120D_1522 HORIZONTAL : RBW:1000.000kHz VBW:3000.000kHz SWT:Auto</p>
Avg.	<p>Date: 2020-07-25</p> <p>Site : 03CH16-HY Condition : AV6_BE_54 3m 9120D_1522 HORIZONTAL : RBW:1000.000kHz VBW:1000kHz SWT:Auto</p>	Left blank



WIFI	Band 2 5250~5350MHz Band Edge @ 3m	
ANT	802.11ax HE20 Full CH60 5300MHz - R	
1+2+3	Horizontal	Fundamental
<p>Peak</p>		<p>Left blank</p>
<p>Avg.</p>		<p>Left blank</p>

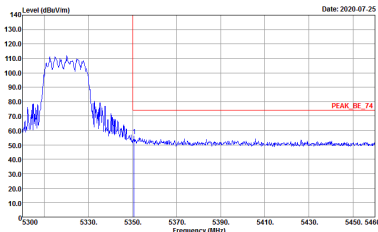
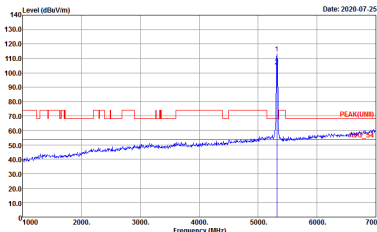
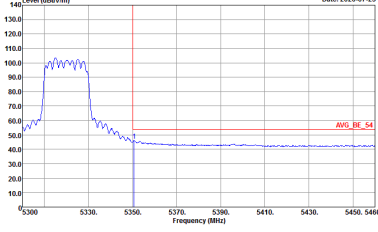


WIFI	Band 2 5250~5350MHz Band Edge @ 3m	
ANT	802.11ax HE20 Full CH60 5300MHz - L	
1+2+3	Vertical	Fundamental
Peak	<p>Site : 03CH16-HY Condition : PEAK_SE_74 3m 91200_1522 VERTICAL : RBW:1000.000KHz VBW:3000.000KHz SWT:Auto</p>	<p>Site : 03CH16-HY Condition : PEAK(FUN1) 3m 91200_1522 VERTICAL : RBW:1000.000KHz VBW:3000.000KHz SWT:Auto</p>
Avg.	<p>Site : 03CH16-HY Condition : AV6_BE_54 3m 91200_1522 VERTICAL : RBW:1000.000KHz VBW:1000KHz SWT:Auto</p>	Left blank



WIFI	Band 2 5250~5350MHz Band Edge @ 3m	
ANT	802.11ax HE20 Full CH60 5300MHz - R	
1+2+3	Vertical	Fundamental
<p>Peak</p>	<p>Site : 03CH16-HY Condition : PEAK_BE_74 3m 91200_1522 VERTICAL : RBW:1000.000KHz VBW:3000.000KHz SWT:Auto</p>	<p>Left blank</p>
<p>Avg.</p>	<p>Site : 03CH16-HY Condition : AVG_BE_54 3m 91200_1522 VERTICAL : RBW:1000.000KHz VBW:1000KHz SWT:Auto</p>	<p>Left blank</p>



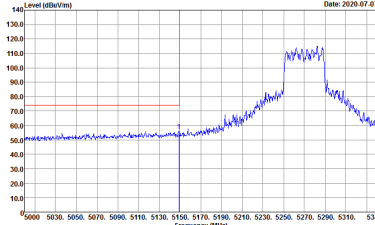
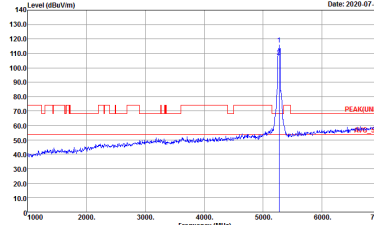
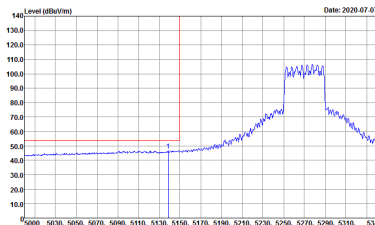
WIFI	Band 2 5250~5350MHz Band Edge @ 3m	
ANT	802.11ax HE20 Full CH64 5320MHz	
1+2+3	Horizontal	Fundamental
<p>Peak</p>	 <p>Date: 2020-07-25</p> <p>Site : 03CH16-HY Condition : PEAK_BE_74 3m 91200_1522 HORIZONTAL : RBW:1000.000KHz VBW:3000.000KHz SWT:Auto</p>	 <p>Date: 2020-07-25</p> <p>Site : 03CH16-HY Condition : PEAK(FUN) 3m 91200_1522 HORIZONTAL : RBW:1000.000KHz VBW:3000.000KHz SWT:Auto</p>
<p>Avg.</p>	 <p>Date: 2020-07-25</p> <p>Site : 03CH16-HY Condition : AVG_BE_54 3m 91200_1522 HORIZONTAL : RBW:1000.000KHz VBW:1000KHz SWT:Auto</p>	<p>Left blank</p>



WIFI	Band 2 5250~5350MHz Band Edge @ 3m	
ANT	802.11ax HE20 Full CH64 5320MHz	
1+2+3	Vertical	Fundamental
<p>Peak</p>	<p>Site : 03CH16-HY Condition : PEAK_BE_74 3m 91200_1522 VERTICAL : RBW:1000.000KHz VBW:3000.000KHz SWT:Auto</p>	<p>Site : 03CH16-HY Condition : PEAK(FUN) 3m 91200_1522 VERTICAL : RBW:1000.000KHz VBW:3000.000KHz SWT:Auto</p>
<p>Avg.</p>	<p>Site : 03CH16-HY Condition : AVG_BE_54 3m 91200_1522 VERTICAL : RBW:1000.000KHz VBW:1000KHz SWT:Auto</p>	<p>Left blank</p>



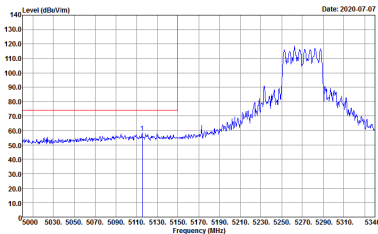
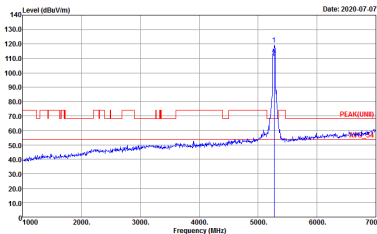
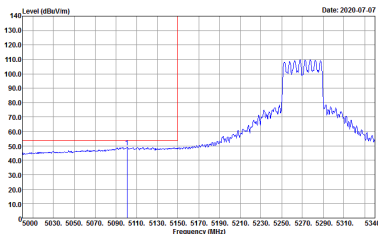
Band 2 - 5250~5350MHz
WIFI 802.11ax HE40 Full (Band Edge @ 3m)

WIFI	Band 2 5250~5350MHz Band Edge @ 3m	
ANT	802.11ax HE40 Full CH54 5270 - L	
1+2+3	Horizontal	Fundamental
<p align="center">Peak</p>	 <p>Site : 03CH16-HY Condition : PEAK_BE_74 3m 91200_1522 HORIZONTAL : RBW:1000.000KHz VBW:3000.000KHz SWT:Auto</p>	 <p>Site : 03CH16-HY Condition : PEAK(UNII) 3m 91200_1522 HORIZONTAL : RBW:1000.000KHz VBW:3000.000KHz SWT:Auto</p>
<p align="center">Avg.</p>	 <p>Site : 03CH16-HY Condition : AVG_BE_54 3m 91200_1522 HORIZONTAL : RBW:1000.000KHz VBW:3.000KHz SWT:Auto</p>	<p align="center">Left blank</p>



WIFI	Band 2 5250~5350MHz Band Edge @ 3m	
ANT	802.11ax HE40 Full CH54 5270 - R	
1+2+3	Horizontal	Fundamental
<p>Peak</p>		<p>Left blank</p>
<p>Avg.</p>		<p>Left blank</p>

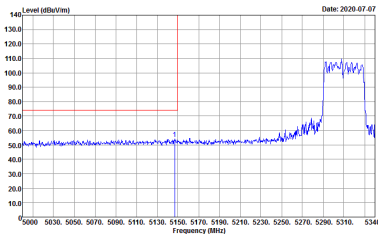
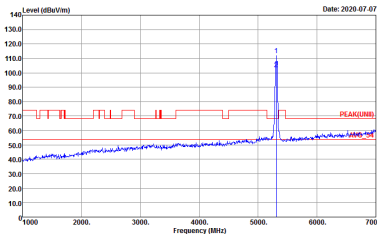
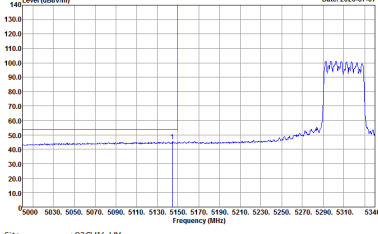


WIFI	Band 2 5250~5350MHz Band Edge @ 3m	
ANT	802.11ax HE40 Full CH54 5270 - L	
1+2+3	Vertical	Fundamental
Peak	 <p>Level (dBV/m) vs Frequency (MHz) plot showing a peak at approximately 5270 MHz. The y-axis ranges from 10.0 to 140.0 dBV/m, and the x-axis ranges from 5000 to 5340 MHz. A red vertical line marks the peak at 5270 MHz.</p> <p>Site : 03CH16-HY Condition : PEAK_SE_74 3m 91200_1522 VERTICAL : RBW:1000.000KHz VBW:3000.000KHz SWT:Auto</p>	 <p>Level (dBV/m) vs Frequency (MHz) plot showing a sharp peak at approximately 5270 MHz. The y-axis ranges from 10.0 to 140.0 dBV/m, and the x-axis ranges from 4000 to 7000 MHz. A red vertical line marks the peak at 5270 MHz.</p> <p>Site : 03CH16-HY Condition : PEAK(FUN1) 3m 91200_1522 VERTICAL : RBW:1000.000KHz VBW:3000.000KHz SWT:Auto</p>
Avg.	 <p>Level (dBV/m) vs Frequency (MHz) plot showing the average spectrum for the vertical polarization. The y-axis ranges from 10.0 to 140.0 dBV/m, and the x-axis ranges from 5000 to 5340 MHz. A red vertical line marks the peak at 5270 MHz.</p> <p>Site : 03CH16-HY Condition : AV6_BE_54 3m 91200_1522 VERTICAL : RBW:1000.000KHz VBW:3000.000KHz SWT:Auto</p>	Left blank

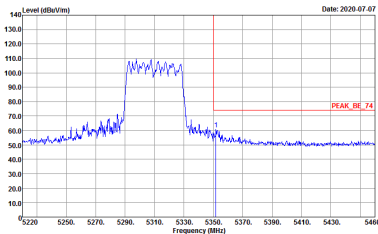
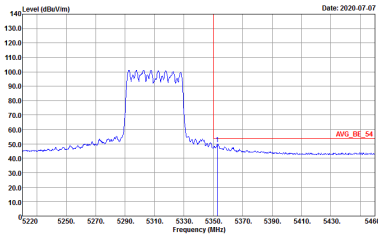


WIFI	Band 2 5250~5350MHz Band Edge @ 3m	
ANT	802.11ax HE40 Full CH54 5270 - R	
1+2+3	Vertical	Fundamental
<p>Peak</p>		<p>Left blank</p>
<p>Avg.</p>		<p>Left blank</p>

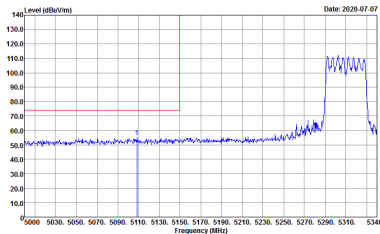
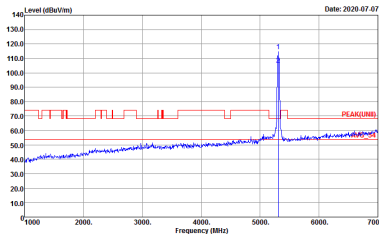
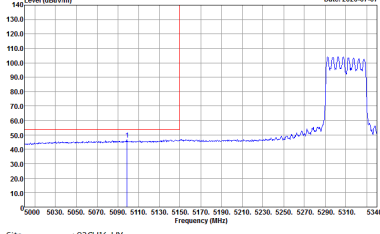


WIFI	Band 2 5250~5350MHz Band Edge @ 3m	
ANT	802.11ax HE40 Full CH62 5310 - L	
1+2+3	Horizontal	Fundamental
<p>Peak</p>	 <p>Level (dBuV/m) vs Frequency (MHz) plot. The y-axis ranges from 10.0 to 140.0 dBuV/m, and the x-axis ranges from 5000 to 5340 MHz. A sharp peak is visible at approximately 5310 MHz, reaching a level of about 130 dBuV/m. The plot includes a red line for the peak level and a blue line for the noise floor. Metadata: Date: 2020-07-07, Site: 03CH16-HY, Condition: PEAK_SE_74 3m 91200_1522 HORIZONTAL, RBW:1000.000KHz VBW:3000.000KHz SWT:Auto.</p>	 <p>Level (dBuV/m) vs Frequency (MHz) plot. The y-axis ranges from 10.0 to 140.0 dBuV/m, and the x-axis ranges from 1000 to 7000 MHz. A sharp peak is visible at approximately 5310 MHz, reaching a level of about 130 dBuV/m. The plot includes a red line for the peak level and a blue line for the noise floor. Metadata: Date: 2020-07-07, Site: 03CH16-HY, Condition: PEAK(FUN1) 3m 91200_1522 HORIZONTAL, RBW:1000.000KHz VBW:3000.000KHz SWT:Auto.</p>
<p>Avg.</p>	 <p>Level (dBuV/m) vs Frequency (MHz) plot. The y-axis ranges from 10.0 to 140.0 dBuV/m, and the x-axis ranges from 5000 to 5340 MHz. A sharp peak is visible at approximately 5310 MHz, reaching a level of about 130 dBuV/m. The plot includes a red line for the peak level and a blue line for the noise floor. Metadata: Date: 2020-07-07, Site: 03CH16-HY, Condition: AV6_BE_54 3m 91200_1522 HORIZONTAL, RBW:1000.000KHz VBW:3000.000KHz SWT:Auto.</p>	<p>Left blank</p>



WIFI	Band 2 5250~5350MHz Band Edge @ 3m	
ANT	802.11ax HE40 Full CH62 5310 - R	
1+2+3	Horizontal	Fundamental
<p>Peak</p>	 <p>Site : 03CH16-HY Condition : PEAK_BE_74 3m 91200_1522 HORIZONTAL : RBW:1000.000kHz VBW:3000.000kHz SWF:Auto</p>	<p>Left blank</p>
<p>Avg.</p>	 <p>Site : 03CH16-HY Condition : AVG_BE_54 3m 91200_1522 HORIZONTAL : RBW:1000.000kHz VBW:3.000kHz SWF:Auto</p>	<p>Left blank</p>



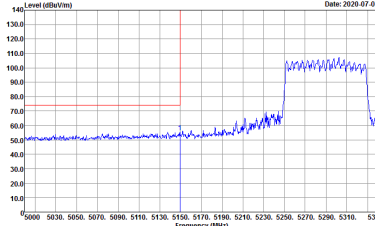
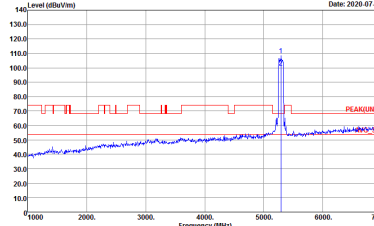
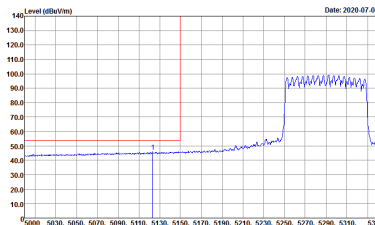
WIFI	Band 2 5250~5350MHz Band Edge @ 3m	
ANT	802.11ax HE40 Full CH62 5310 - L	
1+2+3	Vertical	Fundamental
Peak	 <p>Level (dBV/m) vs Frequency (MHz) plot showing a peak at approximately 5310 MHz. The y-axis ranges from 10.0 to 140.0 dBV/m, and the x-axis ranges from 5000 to 5340 MHz. A red line indicates the peak level at approximately 135 dBV/m.</p> <p>Site : 03CH16-HY Condition : PEAK_SE_74 3m 91200_1522 VERTICAL : RBW:1000.000KHz VBW:3000.000KHz SWT:Auto</p>	 <p>Level (dBV/m) vs Frequency (MHz) plot showing a peak at approximately 5310 MHz. The y-axis ranges from 10.0 to 140.0 dBV/m, and the x-axis ranges from 4000 to 7000 MHz. A red line indicates the peak level at approximately 70 dBV/m.</p> <p>Site : 03CH16-HY Condition : PEAK(FUN1) 3m 91200_1522 VERTICAL : RBW:1000.000KHz VBW:3000.000KHz SWT:Auto</p>
Avg.	 <p>Level (dBV/m) vs Frequency (MHz) plot showing the average signal. The y-axis ranges from 10.0 to 140.0 dBV/m, and the x-axis ranges from 5000 to 5340 MHz. A red line indicates the average level at approximately 50 dBV/m.</p> <p>Site : 03CH16-HY Condition : AV6_BE_54 3m 91200_1522 VERTICAL : RBW:1000.000KHz VBW:3000.000KHz SWT:Auto</p>	Left blank



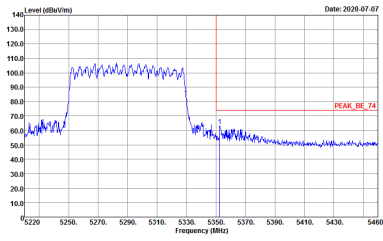
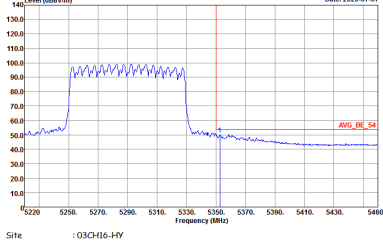
WIFI	Band 2 5250~5350MHz Band Edge @ 3m	
ANT	802.11ax HE40 Full CH62 5310 - R	
1+2+3	Vertical	Fundamental
<p>Peak</p>	<p>Site : 03CH16-HY Condition : PEAK_BE_74 3m 91200_1522 VERTICAL : RBW:1000.000kHz VBW:3000.000kHz SWT:Auto</p>	<p>Left blank</p>
<p>Avg.</p>	<p>Site : 03CH16-HY Condition : AVG_BE_54 3m 91200_1522 VERTICAL : RBW:1000.000kHz VBW:3000.000kHz SWT:Auto</p>	<p>Left blank</p>



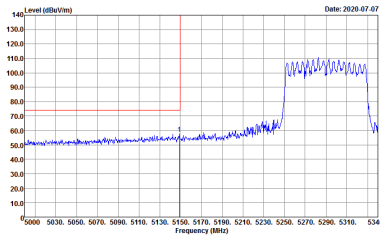
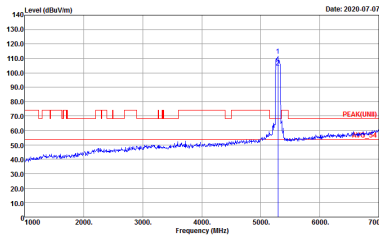
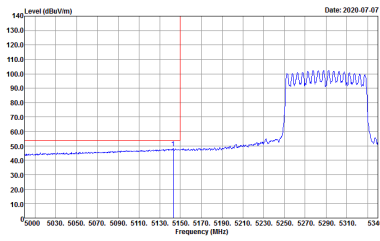
Band 2 5250~5350MHz
WIFI 802.11ax HE80 Full (Band Edge @ 3m)

WIFI	Band 2 5250~5350MHz Band Edge @ 3m	
ANT	802.11ax HE80 Full CH58 5290MHz - L	
1+2+3	Horizontal	Fundamental
<p align="center">Peak</p>	 <p>Site : 03CH16-HY Condition : PEAK_BE_74 3m 91200_1522 HORIZONTAL : RBW:1000.000KHz VBW:3000.000KHz SWT:Auto</p>	 <p>Site : 03CH16-HY Condition : PEAK(UNII) 3m 91200_1522 HORIZONTAL : RBW:1000.000KHz VBW:3000.000KHz SWT:Auto</p>
<p align="center">Avg.</p>	 <p>Site : 03CH16-HY Condition : AVG_BE_54 3m 91200_1522 HORIZONTAL : RBW:1000.000KHz VBW:3.000KHz SWT:Auto</p>	<p align="center">Left blank</p>



WIFI	Band 2 5250~5350MHz Band Edge @ 3m	
ANT	802.11ax HE80 Full CH58 5290MHz - R	
1+2+3	Horizontal	Fundamental
<p>Peak</p>	 <p>Level (dBV/100m) Date: 2020-07-07</p> <p>Site : 03CH16-HY Condition : PEAK_BE_74 3m 91200_1522 HORIZONTAL : RBW:1000.000kHz VBW:3000.000kHz SWT:Auto</p>	<p>Left blank</p>
<p>Avg.</p>	 <p>Level (dBV/100m) Date: 2020-07-07</p> <p>Site : 03CH16-HY Condition : AVG_BE_54 3m 91200_1522 HORIZONTAL : RBW:1000.000kHz VBW:3.000kHz SWT:Auto</p>	<p>Left blank</p>



WIFI	Band 2 5250~5350MHz Band Edge @ 3m	
ANT	802.11ax HE80 Full CH58 5290MHz - L	
1+2+3	Vertical	Fundamental
Peak	 <p>Date: 2020-07-07</p> <p>Site : 03CH16-HY Condition : PEAK_SE_74 3m 91200_1522 VERTICAL : RBW:1000.000kHz VBW:3000.000kHz SWT:Auto</p>	 <p>Date: 2020-07-07</p> <p>Site : 03CH16-HY Condition : PEAK(FUN1) 3m 91200_1522 VERTICAL : RBW:1000.000kHz VBW:3000.000kHz SWT:Auto</p>
Avg.	 <p>Date: 2020-07-07</p> <p>Site : 03CH16-HY Condition : AV6_BE_54 3m 91200_1522 VERTICAL : RBW:1000.000kHz VBW:3.000kHz SWT:Auto</p>	Left blank



WIFI	Band 2 5250~5350MHz Band Edge @ 3m	
ANT	802.11ax HE80 Full CH58 5290MHz - R	
1+2+3	Vertical	Fundamental
<p>Peak</p>	<p>Level (dBV/m)</p> <p>Date: 2020-07-07</p> <p>Frequency (MHz)</p> <p>Site : 03CH16-HY Condition : PEAK_BE_74 3m 91200_1522 VERTICAL : RBW:1000.000kHz VBW:3000.000kHz SWT:Auto</p>	<p>Left blank</p>
<p>Avg.</p>	<p>Level (dBV/m)</p> <p>Date: 2020-07-07</p> <p>Frequency (MHz)</p> <p>Site : 03CH16-HY Condition : AVG_BE_54 3m 91200_1522 VERTICAL : RBW:1000.000kHz VBW:3.000kHz SWT:Auto</p>	<p>Left blank</p>



Band 2 - 5250~5350MHz
WIFI 802.11a (Harmonic @ 3m)

Table with 2 columns: Horizontal and Vertical. Rows include WIFI (Band 2 5250~5350MHz Harmonic @ 3m), ANT (802.11a CH52 5260MHz), and 1+2+3. The table contains two spectral plots: one for Horizontal and one for Vertical. Each plot shows Level (dBuV/m) vs Frequency (MHz) with Peak and Avg. markers. The horizontal plot is for site 03CH16-HY and the vertical plot is for site 03CH16-HY.



WIFI	Band 2 5250~5350MHz Harmonic @ 3m	
ANT	802.11a CH60 5300MHz	
1+2+3	Horizontal	Vertical
Peak Avg.	<p>Site : 03CH16-HY Condition : PEAK(UNIT) 3m 91200_1522 HORIZONTAL Detector : Peak</p>	<p>Site : 03CH16-HY Condition : PEAK(UNIT) 3m 91200_1522 VERTICAL Detector : Peak</p>



WIFI	Band 2 5250~5350MHz Harmonic @ 3m	
ANT	802.11a CH64 5320MHz	
1+2+3	Horizontal	Vertical
Peak Avg.	<p>Site : 03CH16-HY Condition : -PEAK(LINE) 3m 91200_1522 HORIZONTAL : RBW:1000.000KHz VBW:3000.000KHz SWT:Auto</p>	<p>Site : 03CH16-HY Condition : -PEAK(LINE) 3m 91200_1522 VERTICAL : RBW:1000.000KHz VBW:3000.000KHz SWT:Auto</p>



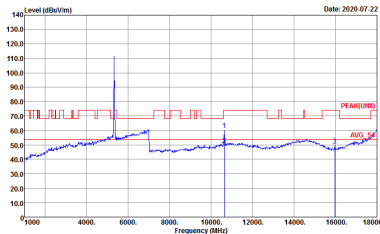
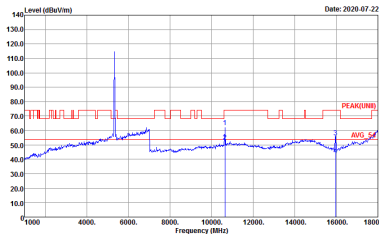
Band 2 5250~5350MHz
WIFI 802.11ax HE20 Full (Harmonic @ 3m)

WIFI	Band 2 5250~5350MHz Harmonic @ 3m	
ANT	802.11ax HE20 Full CH52 5260MHz	
1+2+3	Horizontal	Vertical
Peak Avg.	<p>Site : 03CH16-HY Condition : PEAK(UNII) 3m 9120D_1522 HORIZONTAL Detector : Peak</p>	<p>Site : 03CH16-HY Condition : PEAK(UNII) 3m 9120D_1522 VERTICAL Detector : Peak</p>



WIFI	Band 2 5250~5350MHz Harmonic @ 3m	
ANT	802.11ax HE20 Full CH60 5300MHz	
1+2+3	Horizontal	Vertical
Peak Avg.	<p>Site : 03CH16-HY Condition : PEAK(UNIT) 3m 91200_1522 HORIZONTAL Detector : Peak</p>	<p>Site : 03CH16-HY Condition : PEAK(UNIT) 3m 91200_1522 VERTICAL Detector : Peak</p>



WIFI	Band 2 5250~5350MHz Harmonic @ 3m	
ANT	802.11ax HE20 Full CH64 5320MHz	
1+2+3	Horizontal	Vertical
<p>Peak</p> <p>Avg.</p>	 <p>Site : 03CH16-HY Condition : PEAK(UNIT) 3m 91200_1522 HORIZONTAL Detector : Peak</p>	 <p>Site : 03CH16-HY Condition : PEAK(UNIT) 3m 91200_1522 VERTICAL Detector : Peak</p>



**Band 2 - 5250~5350MHz
WIFI 802.11ax HE40 Full (Harmonic @ 3m)**

WIFI	Band 2 5250~5350MHz Harmonic @ 3m	
ANT	802.11ax HE40 Full CH54 5270	
1+2+3	Horizontal	Vertical
Peak Avg.	<p>Site : 03CH16-HY Condition : PEAK(UNII) 3m 9120D_1522 HORIZONTAL Detector : Peak</p>	<p>Site : 03CH16-HY Condition : PEAK(UNII) 3m 9120D_1522 VERTICAL Detector : Peak</p>



WIFI	Band 2 5250~5350MHz Harmonic @ 3m	
ANT	802.11ax HE40 Full CH62 5310	
1+2+3	Horizontal	Vertical
Peak Avg.	<p>Site : 03CH16-HY Condition : PEAK(UNIT) 3m 91200_1522 HORIZONTAL Detector : Peak</p>	<p>Site : 03CH16-HY Condition : PEAK(UNIT) 3m 91200_1522 VERTICAL Detector : Peak</p>



Band 2 5250~5350MHz
WIFI 802.11ax HE80 Full (Harmonic @ 3m)

WIFI	Band 2 5250~5350MHz Harmonic @ 3m	
ANT	802.11ax HE80 Full CH58 5290MHz	
1+2+3	Horizontal	Vertical
Peak Avg.	<p>Site : 03CH16-HY Condition : PEAK(UNII) 3m 91200_1522 HORIZONTAL Detector : Peak</p>	<p>Site : 03CH16-HY Condition : PEAK(UNII) 3m 91200_1522 VERTICAL Detector : Peak</p>



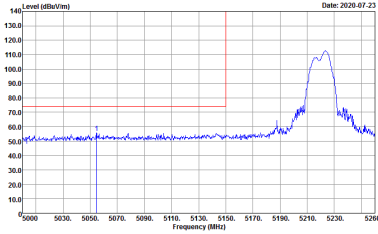
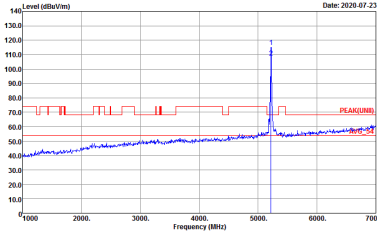
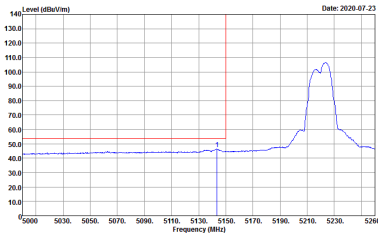
Band 1 - 5150~5250MHz
WIFI 802.11a (Band Edge @ 3m)

WIFI	Band 1 5150~5250MHz Band Edge @ 3m	
ANT	802.11a CH36 5180MHz	
1+2+3+4	Horizontal	Fundamental
Peak	<p>Site : 03CH16-HY Condition : PEAK_BE_74 3m 91200_1522 HORIZONTAL Detector : Peak Project : 031701</p>	<p>Site : 03CH16-HY Condition : PEAK(LINII) 3m 91200_1522 HORIZONTAL Detector : Peak Project : 031701</p>
Avg.	<p>Site : 03CH16-HY Condition : AVG_BE_54 3m 91200_1522 HORIZONTAL Detector : Peak Project : 031701</p>	Left blank

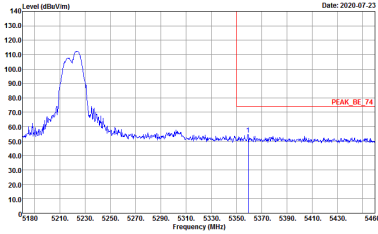
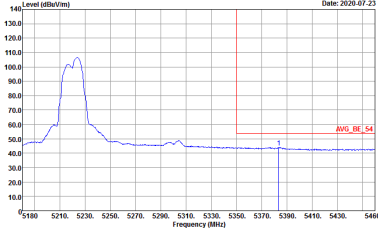


WIFI	Band 1 5150~5250MHz Band Edge @ 3m	
ANT	802.11a CH36 5180MHz	
1+2+3+4	Vertical	Fundamental
<p>Peak</p>	<p>Site : 03CH16-HY Condition : PEAK_BE_74 3m 91200_1522 VERTICAL Detector : Peak Project : 031701</p>	<p>Site : 03CH16-HY Condition : PEAK(UNII) 3m 91200_1522 VERTICAL Detector : Peak Project : 031701</p>
<p>Avg.</p>	<p>Site : 03CH16-HY Condition : AVG_BE_54 3m 91200_1522 VERTICAL Detector : Peak Project : 031701</p>	<p>Left blank</p>

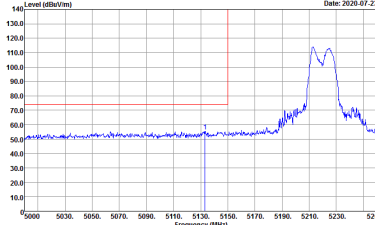
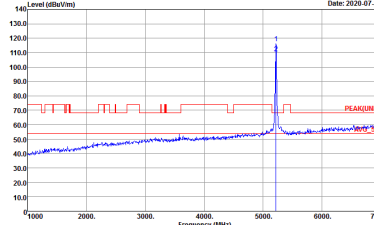
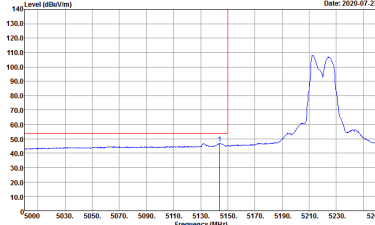


WIFI	Band 1 5150~5250MHz Band Edge @ 3m	
ANT	802.11a CH44 5220MHz - L	
1+2+3+4	Horizontal	Fundamental
<p>Peak</p>	 <p>Site : 03CH16-HY Condition : PEAK_BE_74 3m 91200_1522 HORIZONTAL RBW:1000.000KHz VBW:3000.000KHz SWT:Auto Detector : Peak Project : 031701</p>	 <p>Site : 03CH16-HY Condition : PEAK(UNII) 3m 91200_1522 HORIZONTAL RBW:1000.000KHz VBW:3000.000KHz SWT:Auto Detector : Peak Project : 031701</p>
<p>Avg.</p>	 <p>Site : 03CH16-HY Condition : AVG_BE_54 3m 91200_1522 HORIZONTAL RBW:1000.000KHz VBW:1000KHz SWT:Auto Detector : Peak Project : 031701</p>	<p>Left blank</p>

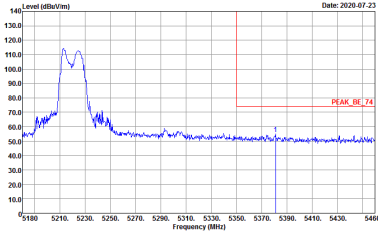
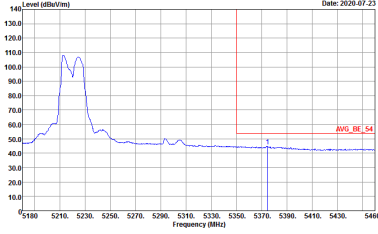


WIFI	Band 1 5150~5250MHz Band Edge @ 3m	
ANT	802.11a CH44 5220MHz - R	
1+2+3+4	Horizontal	Fundamental
<p>Peak</p>	 <p>Site : 03CH16-HY Condition : PEAK_BE_74 3m 91200_1522 HORIZONTAL RBW:1000.000KHz VBW:3000.000KHz SWF:Auto Detector : Peak Project : 031701</p>	<p>Left blank</p>
<p>Avg.</p>	 <p>Site : 03CH16-HY Condition : AVG_BE_54 3m 91200_1522 HORIZONTAL RBW:1000.000KHz VBW:1000KHz SWF:Auto Detector : Peak Project : 031701</p>	<p>Left blank</p>

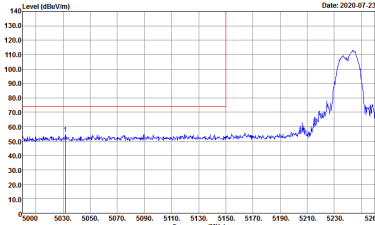
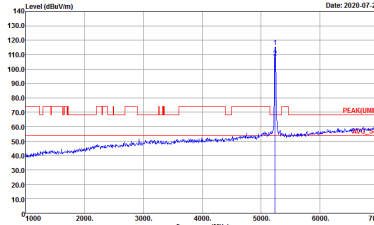
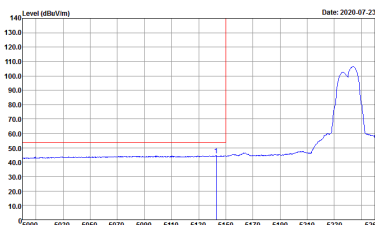


WIFI	Band 1 5150~5250MHz Band Edge @ 3m	
ANT	802.11a CH44 5220MHz - L	
1+2+3+4	Vertical	Fundamental
Peak	 <p>Site : 03CH16-HY Condition : PEAK_BE_74 3m 91200_1522 VERTICAL Detector : Peak Project : 031701</p>	 <p>Site : 03CH16-HY Condition : PEAK(UNII) 3m 91200_1522 VERTICAL Detector : Peak Project : 031701</p>
Avg.	 <p>Site : 03CH16-HY Condition : AVG_BE_54 3m 91200_1522 VERTICAL Detector : Peak Project : 031701</p>	Left blank

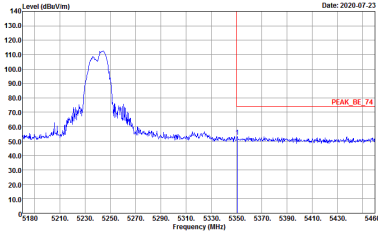
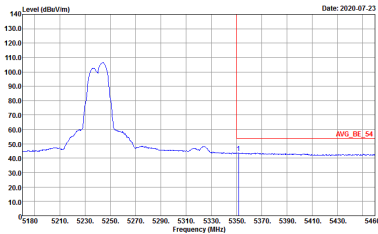


WIFI	Band 1 5150~5250MHz Band Edge @ 3m	
ANT	802.11a CH44 5220MHz - R	
1+2+3+4	Vertical	Fundamental
<p>Peak</p>	 <p>Site : 03CH16-HY Condition : PEAK_BE_74 3m 91200_1522 VERTICAL RBW:1000.000KHz VBW:3000.000KHz SWF:Auto Detector : Peak Project : 031701</p>	<p>Left blank</p>
<p>Avg.</p>	 <p>Site : 03CH16-HY Condition : AVG_BE_54 3m 91200_1522 VERTICAL RBW:1000.000KHz VBW:1.000KHz SWF:Auto Detector : Peak Project : 031701</p>	<p>Left blank</p>

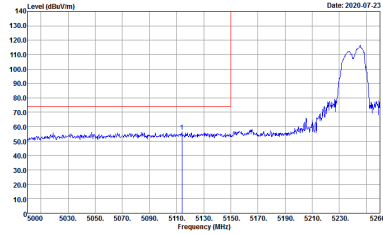
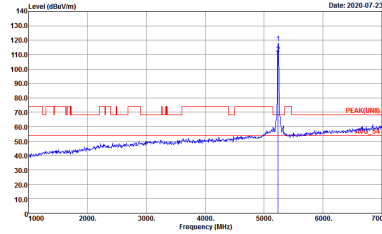
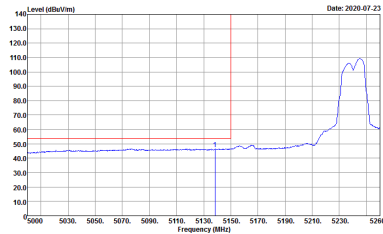


WIFI	Band 1 5150~5250MHz Band Edge @ 3m	
ANT	802.11a CH48 5240MHz - L	
1+2+3+4	Horizontal	Fundamental
<p>Peak</p>	 <p>Site : 03CH16-HY Condition : PEAK_BE_74 3m 91200_1522 HORIZONTAL RBW:1000.000KHz VBW:3000.000KHz SWT:Auto Detector : Peak Project : 031701</p>	 <p>Site : 03CH16-HY Condition : PEAK(UNII) 3m 91200_1522 HORIZONTAL RBW:1000.000KHz VBW:3000.000KHz SWT:Auto Detector : Peak Project : 031701</p>
<p>Avg.</p>	 <p>Site : 03CH16-HY Condition : AVG_BE_54 3m 91200_1522 HORIZONTAL RBW:1000.000KHz VBW:1000KHz SWT:Auto Detector : Peak Project : 031701</p>	<p>Left blank</p>

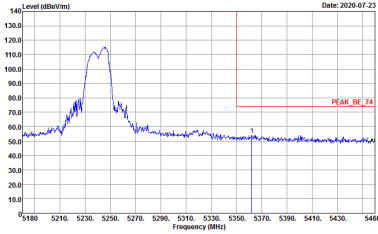
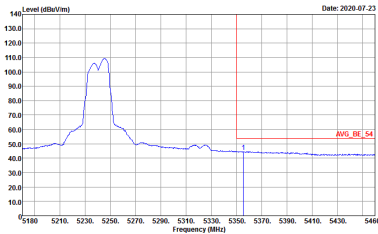


WIFI	Band 1 5150~5250MHz Band Edge @ 3m	
ANT	802.11a CH48 5240MHz - R	
1+2+3+4	Horizontal	Fundamental
<p>Peak</p>	 <p>Site : 03CH16-HY Condition : PEAK_BE_74 3m 91200_1522 HORIZONTAL RBW:1000.000KHz VBW:3000.000KHz SWF:Auto Detector : Peak Project : 031701</p>	<p>Left blank</p>
<p>Avg.</p>	 <p>Site : 03CH16-HY Condition : AVG_BE_54 3m 91200_1522 HORIZONTAL RBW:1000.000KHz VBW:1000KHz SWF:Auto Detector : Peak Project : 031701</p>	<p>Left blank</p>



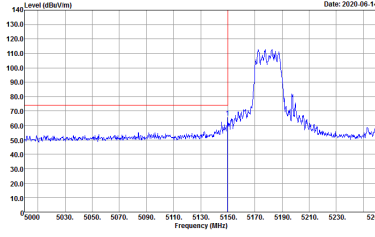
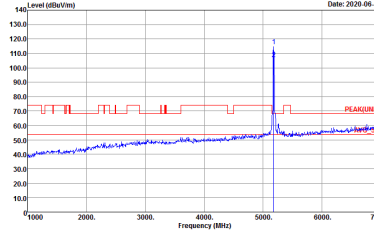
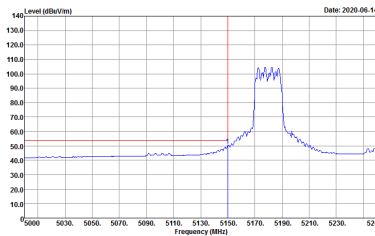
WIFI	Band 1 5150~5250MHz Band Edge @ 3m	
ANT	802.11a CH48 5240MHz - L	
1+2+3+4	Vertical	Fundamental
<p>Peak</p>	 <p>Site : 03CH16-HY Condition : PEAK_BE_74 3m 91200_1522 VERTICAL Detector : Peak Project : 031701</p>	 <p>Site : 03CH16-HY Condition : PEAK(UNII) 3m 91200_1522 VERTICAL Detector : Peak Project : 031701</p>
<p>Avg.</p>	 <p>Site : 03CH16-HY Condition : AVG_BE_54 3m 91200_1522 VERTICAL Detector : Peak Project : 031701</p>	<p>Left blank</p>



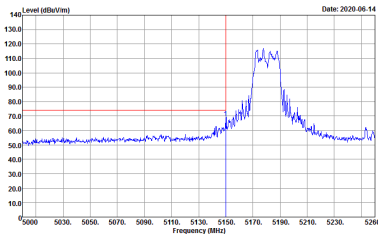
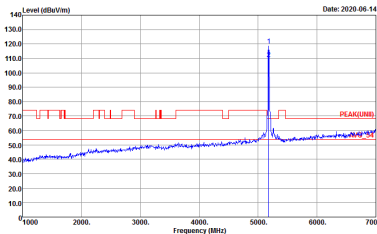
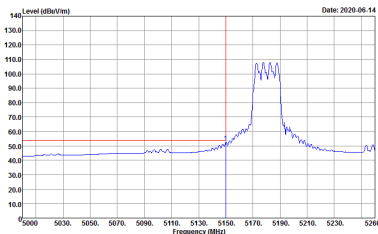
WIFI	Band 1 5150~5250MHz Band Edge @ 3m	
ANT	802.11a CH48 5240MHz - R	
1+2+3+4	Vertical	Fundamental
<p>Peak</p>	 <p>Site : 03CH16-HY Condition : PEAK_BE_74 3m 91200_1522 VERTICAL RBW:1000.000KHz VBW:3000.000KHz SWF:Auto Detector : Peak Project : 031701</p>	<p>Left blank</p>
<p>Avg.</p>	 <p>Site : 03CH16-HY Condition : AVG_BE_54 3m 91200_1522 VERTICAL RBW:1000.000KHz VBW:1.000KHz SWF:Auto Detector : Peak Project : 031701</p>	<p>Left blank</p>



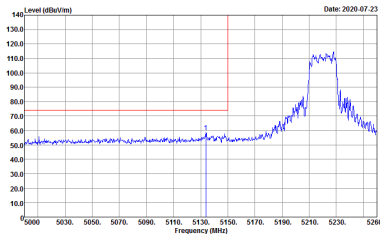
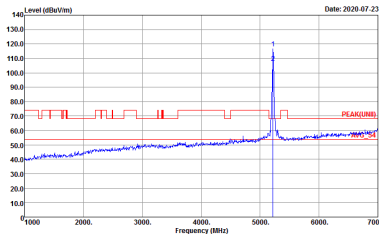
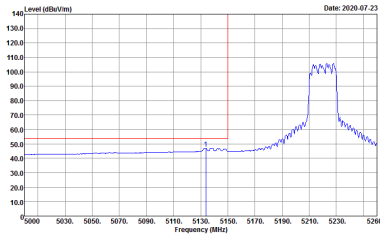
Band 1 5150~5250MHz
WIFI 802.11ax HE20 Full (Band Edge @ 3m)

WIFI	Band 1 5150~5250MHz Band Edge @ 3m	
ANT	802.11ax HE20 Full CH36 5180MHz	
1+2+3+4	Horizontal	Fundamental
<p align="center">Peak</p>	 <p>Site : 03CH16-HY Condition : PEAK_BE_74 3m 91200_1522 HORIZONTAL : RBW:1000.000KHz VBW:3000.000KHz SWT:Auto</p>	 <p>Site : 03CH16-HY Condition : PEAK(UNII) 3m 91200_1522 HORIZONTAL : RBW:1000.000KHz VBW:3000.000KHz SWT:Auto</p>
<p align="center">Avg.</p>	 <p>Site : 03CH16-HY Condition : AVG_BE_54 3m 91200_1522 HORIZONTAL : RBW:1000.000KHz VBW:0.010KHz SWT:Auto</p>	<p align="center">Left blank</p>



WIFI	Band 1 5150~5250MHz Band Edge @ 3m	
ANT	802.11ax HE20 Full CH36 5180MHz	
1+2+3+4	Vertical	Fundamental
Peak	 <p>Site : 03CH16-HY Condition : PEAK_SE_74 3m 91200_1522 VERTICAL : RBW:1000.000KHz VBW:3000.000KHz SWT:Auto</p>	 <p>Site : 03CH16-HY Condition : PEAK(FUN1) 3m 91200_1522 VERTICAL : RBW:1000.000KHz VBW:3000.000KHz SWT:Auto</p>
Avg.	 <p>Site : 03CH16-HY Condition : AV6_BE_54 3m 91200_1522 VERTICAL : RBW:1000.000KHz VBW:0.100KHz SWT:Auto</p>	Left blank

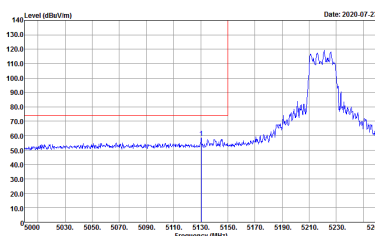
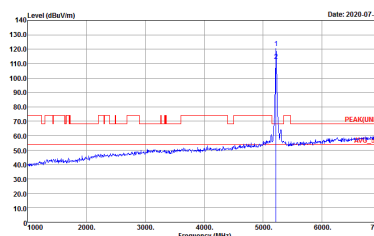
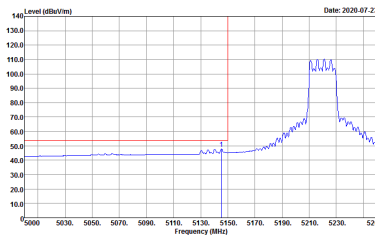


WIFI	Band 1 5150~5250MHz Band Edge @ 3m	
ANT	802.11ax HE20 Full CH44 5220MHz - L	
1+2+3+4	Horizontal	Fundamental
<p>Peak</p>	 <p>Date: 2020-07-23</p> <p>Site : 03CH16-HY Condition : PEAK_SE_74 3m 91200_1522 HORIZONTAL : RBW:1000.000KHz VBW:3000.000KHz SWT:Auto</p>	 <p>Date: 2020-07-23</p> <p>Site : 03CH16-HY Condition : PEAK(FUND) 3m 91200_1522 HORIZONTAL : RBW:1000.000KHz VBW:3000.000KHz SWT:Auto</p>
<p>Avg.</p>	 <p>Date: 2020-07-23</p> <p>Site : 03CH16-HY Condition : AV6_BE_54 3m 91200_1522 HORIZONTAL : RBW:1000.000KHz VBW:0.100KHz SWT:Auto</p>	<p>Left blank</p>

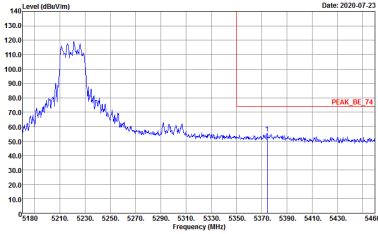
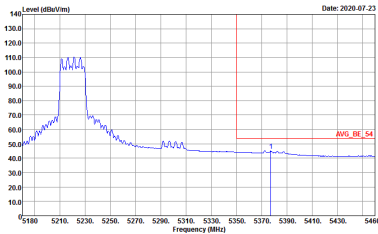


WIFI	Band 1 5150~5250MHz Band Edge @ 3m	
ANT	802.11ax HE20 Full CH44 5220MHz - R	
1+2+3+4	Horizontal	Fundamental
<p>Peak</p>	<p>Site : 03CH16-HY Condition : PEAK_BE_74 3m 91200_1522 HORIZONTAL : RBW:1000.000KHz VBW:3000.000KHz SWF:Auto</p>	<p>Left blank</p>
<p>Avg.</p>	<p>Site : 03CH16-HY Condition : AVG_BE_54 3m 91200_1522 HORIZONTAL : RBW:1000.000KHz VBW:0.010KHz SWT:Auto</p>	<p>Left blank</p>

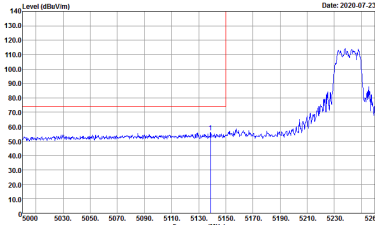
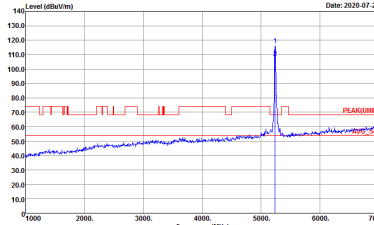
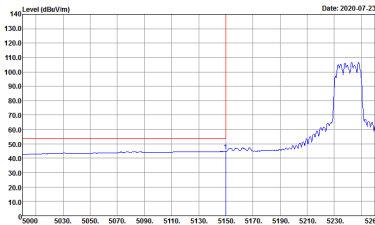


WIFI	Band 1 5150~5250MHz Band Edge @ 3m	
ANT	802.11ax HE20 Full CH44 5220MHz - L	
1+2+3+4	Vertical	Fundamental
<p>Peak</p>	 <p>Site : 03CH16-HY Condition : PEAK_BE_74 3m 91200_1522 VERTICAL RBW:1000.000KHz VBW:3000.000KHz SWT:Auto Detector : Peak Project : 031701</p>	 <p>Site : 03CH16-HY Condition : PEAK(UNII) 3m 91200_1522 VERTICAL RBW:1000.000KHz VBW:3000.000KHz SWT:Auto Detector : Peak Project : 031701</p>
<p>Avg.</p>	 <p>Site : 03CH16-HY Condition : AVG_BE_54 3m 91200_1522 VERTICAL RBW:1000.000KHz VBW:0.010KHz SWT:Auto Detector : Peak Project : 031701</p>	<p>Left blank</p>

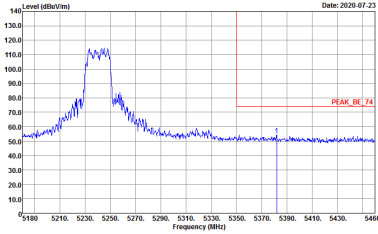
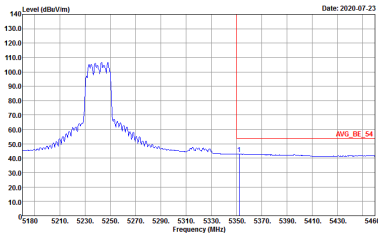


WIFI	Band 1 5150~5250MHz Band Edge @ 3m	
ANT	802.11ax HE20 Full CH44 5220MHz - R	
1+2+3+4	Vertical	Fundamental
<p>Peak</p>	 <p>Site : 03CH16-HY Condition : PEAK_BE_74 3m 91200_1522 VERTICAL RBW:1000.000KHz VBW:3000.000KHz SWF:Auto Detector : Peak Project : 031701</p>	<p>Left blank</p>
<p>Avg.</p>	 <p>Site : 03CH16-HY Condition : AVG_BE_54 3m 91200_1522 VERTICAL RBW:1000.000KHz VBW:0.010KHz SWF:Auto Detector : Peak Project : 031701</p>	<p>Left blank</p>

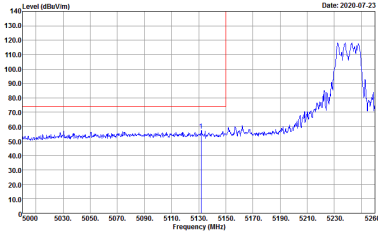
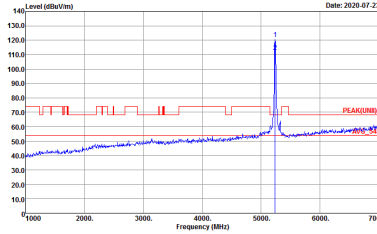
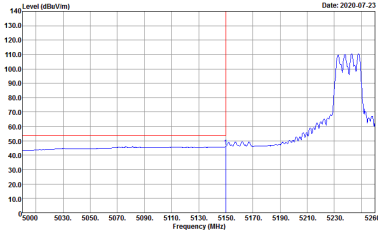


WIFI	Band 1 5150~5250MHz Band Edge @ 3m	
ANT	802.11ax HE20 Full CH48 5240MHz - L	
1+2+3+4	Horizontal	Fundamental
Peak	 <p>Site : 03CH16-HY Condition : PEAK_BE_74 3m 91200_1522 HORIZONTAL RBW:1000.000KHz VBW:3000.000KHz SWT:Auto Detector : Peak Project : 031701</p>	 <p>Site : 03CH16-HY Condition : PEAK(UNII) 3m 91200_1522 HORIZONTAL RBW:1000.000KHz VBW:3000.000KHz SWT:Auto Detector : Peak Project : 031701</p>
Avg.	 <p>Site : 03CH16-HY Condition : AVG_BE_54 3m 91200_1522 HORIZONTAL RBW:1000.000KHz VBW:3000.000KHz SWT:Auto Detector : Peak Project : 031701</p>	Left blank

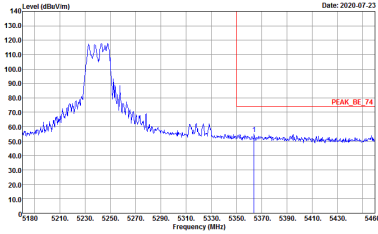
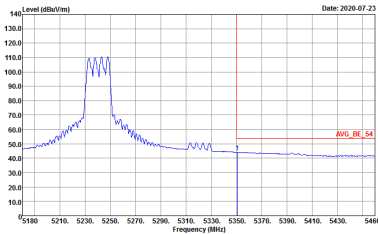


WIFI	Band 1 5150~5250MHz Band Edge @ 3m	
ANT	802.11ax HE20 Full CH48 5240MHz - R	
1+2+3+4	Horizontal	Fundamental
<p>Peak</p>	 <p>Site : 03CH16-HY Condition : PEAK_BE_74 3m 91200_1522 HORIZONTAL RBW:1000.000KHz VBW:3000.000KHz SWF:Auto Detector : Peak Project : 031701</p>	<p>Left blank</p>
<p>Avg.</p>	 <p>Site : 03CH16-HY Condition : AVG_BE_54 3m 91200_1522 HORIZONTAL RBW:1000.000KHz VBW:3000.000KHz SWF:Auto Detector : Peak Project : 031701</p>	<p>Left blank</p>



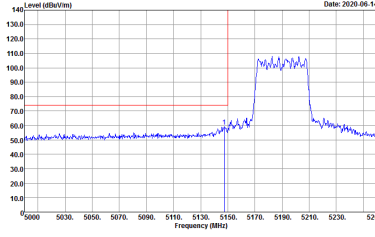
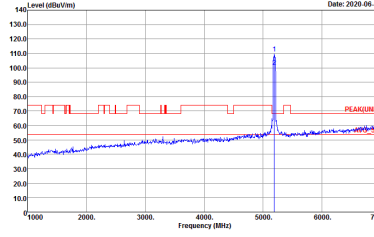
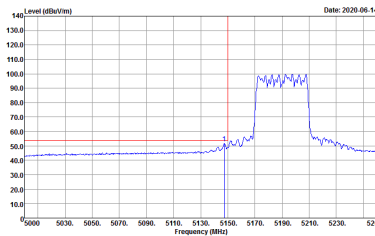
WIFI	Band 1 5150~5250MHz Band Edge @ 3m	
ANT	802.11ax HE20 Full CH48 5240MHz - L	
1+2+3+4	Vertical	Fundamental
<p>Peak</p>	 <p>Site : 03CH16-HY Condition : PEAK_BE_74 3m 91200_1522 VERTICAL Detector : Peak Project : 031701</p>	 <p>Site : 03CH16-HY Condition : PEAK(UNII) 3m 91200_1522 VERTICAL Detector : Peak Project : 031701</p>
<p>Avg.</p>	 <p>Site : 03CH16-HY Condition : AVG_BE_54 3m 91200_1522 VERTICAL Detector : Peak Project : 031701</p>	<p>Left blank</p>



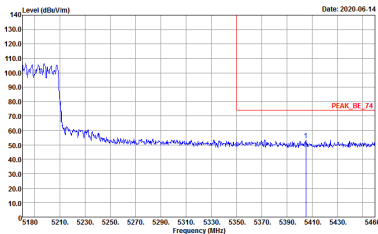
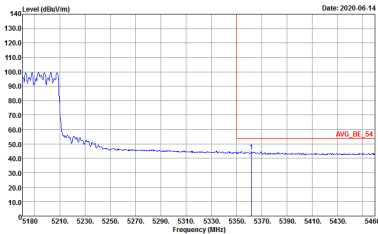
WIFI	Band 1 5150~5250MHz Band Edge @ 3m	
ANT	802.11ax HE20 Full CH48 5240MHz - R	
1+2+3+4	Vertical	Fundamental
<p>Peak</p>	 <p>Site : 03CH16-HY Condition : PEAK_BE_74 3m 91200_1522 VERTICAL RBW:1000.000KHz VBW:3000.000KHz SWF:Auto Detector : Peak Project : 031701</p>	<p>Left blank</p>
<p>Avg.</p>	 <p>Site : 03CH16-HY Condition : AVG_BE_54 3m 91200_1522 VERTICAL RBW:1000.000KHz VBW:0.010KHz SWF:Auto Detector : Peak Project : 031701</p>	<p>Left blank</p>



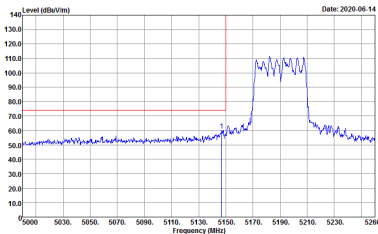
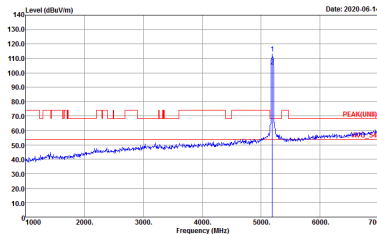
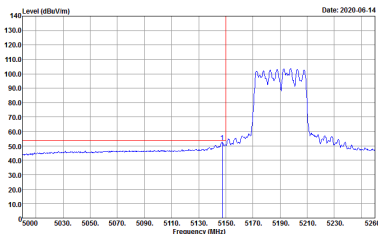
Band 1 5150~5250MHz
WIFI 802.11ax HE40 Full (Band Edge @ 3m)

WIFI	Band 1 5150~5250MHz Band Edge @ 3m	
ANT	802.11ax HE40 Full CH38 5190MHz - L	
1+2+3+4	Horizontal	Fundamental
<p align="center">Peak</p>	 <p>Site : 03CH16-HY Condition : PEAK_BE_74 3m 9120D_1522 HORIZONTAL : RBW:1000.000KHz VBW:3000.000KHz SWT:Auto</p>	 <p>Site : 03CH16-HY Condition : PEAK(UNII) 3m 9120D_1522 HORIZONTAL : RBW:1000.000KHz VBW:3000.000KHz SWT:Auto</p>
<p align="center">Avg.</p>	 <p>Site : 03CH16-HY Condition : AVG_BE_54 3m 9120D_1522 HORIZONTAL : RBW:1000.000KHz VBW:3000.000KHz SWT:Auto</p>	<p align="center">Left blank</p>



WIFI	Band 1 5150~5250MHz Band Edge @ 3m	
ANT	802.11ax HE40 Full CH38 5190MHz - R	
1+2+3+4	Horizontal	Fundamental
<p>Peak</p>	 <p>Site : 03CH16-HY Condition : PEAK_BE_74 3m 91200_1522 HORIZONTAL : RBW:1000.000kHz VBW:3000.000kHz SWF:Auto</p>	<p>Left blank</p>
<p>Avg.</p>	 <p>Site : 03CH16-HY Condition : AV6_BE_54 3m 91200_1522 HORIZONTAL : RBW:1000.000kHz VBW:3.000kHz SWF:Auto</p>	<p>Left blank</p>

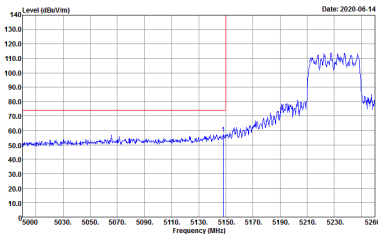
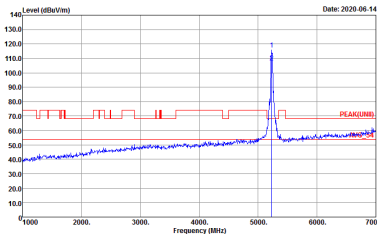
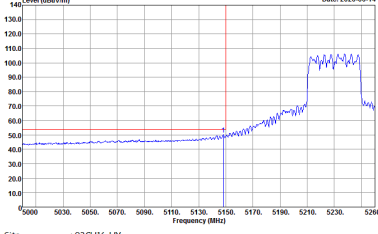


WIFI	Band 1 5150~5250MHz Band Edge @ 3m	
ANT	802.11ax HE40 Full CH38 5190MHz - L	
1+2+3+4	Vertical	Fundamental
Peak	 <p>Level (dBV/m) vs Frequency (MHz) plot showing a peak at 5190 MHz. The y-axis ranges from 10.0 to 140.0 dBV/m, and the x-axis ranges from 5000 to 5260 MHz. A red vertical line marks the peak at 5190 MHz. The plot shows a sharp rise in signal level starting around 5170 MHz, peaking at approximately 110 dBV/m at 5190 MHz, and then falling back to the noise floor around 5210 MHz.</p> <p>Site : 03CH16-HY Condition : PEAK_SE_74 3m 91200_1522 VERTICAL : RBW:1000.000kHz VBW:3000.000kHz SWT:Auto</p>	 <p>Level (dBV/m) vs Frequency (MHz) plot showing a peak at 5190 MHz. The y-axis ranges from 10.0 to 140.0 dBV/m, and the x-axis ranges from 1000 to 7000 MHz. A red vertical line marks the peak at 5190 MHz. The plot shows a sharp peak at 5190 MHz reaching approximately 110 dBV/m, with a relatively flat noise floor around 50 dBV/m across the rest of the frequency range.</p> <p>Site : 03CH16-HY Condition : PEAK(FUND) 3m 91200_1522 VERTICAL : RBW:1000.000kHz VBW:3000.000kHz SWT:Auto</p>
Avg.	 <p>Level (dBV/m) vs Frequency (MHz) plot showing the average signal. The y-axis ranges from 10.0 to 140.0 dBV/m, and the x-axis ranges from 5000 to 5260 MHz. A red vertical line marks the peak at 5190 MHz. The plot shows a sharp rise in signal level starting around 5170 MHz, peaking at approximately 110 dBV/m at 5190 MHz, and then falling back to the noise floor around 5210 MHz.</p> <p>Site : 03CH16-HY Condition : AV6_BE_54 3m 91200_1522 VERTICAL : RBW:1000.000kHz VBW:3000.000kHz SWT:Auto</p>	Left blank



WIFI	Band 1 5150~5250MHz Band Edge @ 3m	
ANT	802.11ax HE40 Full CH38 5190MHz - R	
1+2+3+4	Vertical	Fundamental
<p>Peak</p>		<p>Left blank</p>
<p>Avg.</p>		<p>Left blank</p>

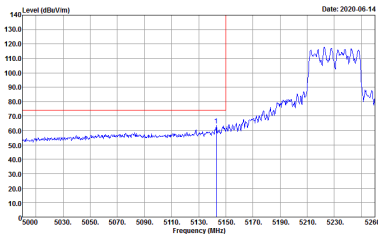
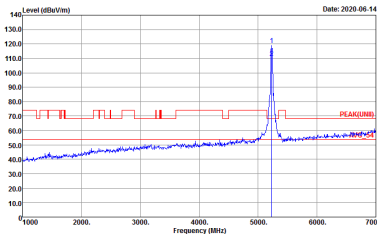
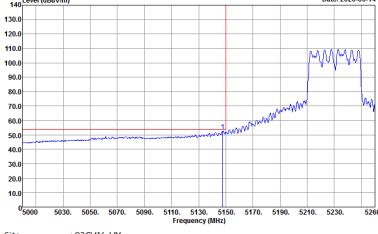


WIFI	Band 1 5150~5250MHz Band Edge @ 3m	
ANT	802.11ax HE40 Full CH46 5230MHz - L	
1+2+3+4	Horizontal	Fundamental
<p>Peak</p>	 <p>Site : 03CH16-HY Condition : PEAK_SC_74 3m 91200_1522 HORIZONTAL : RBW:1000.000KHz VBW:3000.000KHz SWT:Auto</p>	 <p>Site : 03CH16-HY Condition : PEAK(FUN1) 3m 91200_1522 HORIZONTAL : RBW:1000.000KHz VBW:3000.000KHz SWT:Auto</p>
<p>Avg.</p>	 <p>Site : 03CH16-HY Condition : AV6_BE_54 3m 91200_1522 HORIZONTAL : RBW:1000.000KHz VBW:3000.000KHz SWT:Auto</p>	<p>Left blank</p>



WIFI	Band 1 5150~5250MHz Band Edge @ 3m	
ANT	802.11ax HE40 Full CH46 5230MHz - R	
1+2+3+4	Horizontal	Fundamental
<p>Peak</p>	<p>Site : 03CH16-HY Condition : PEAK_BE_74 3m 91200_1522 HORIZONTAL : RBW:1000.000kHz VBW:3000.000kHz SWF:Auto</p>	<p>Left blank</p>
<p>Avg.</p>	<p>Site : 03CH16-HY Condition : AVG_BE_54 3m 91200_1522 HORIZONTAL : RBW:1000.000kHz VBW:3000.000kHz SWF:Auto</p>	<p>Left blank</p>



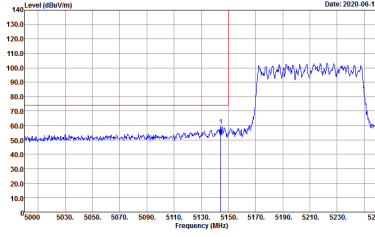
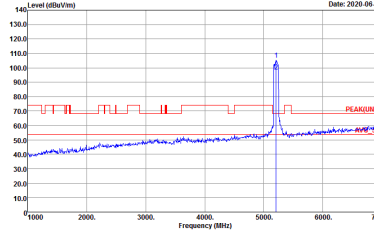
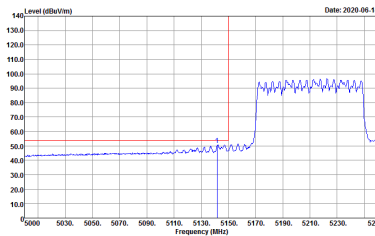
WIFI	Band 1 5150~5250MHz Band Edge @ 3m	
ANT	802.11ax HE40 Full CH46 5230MHz - L	
1+2+3+4	Vertical	Fundamental
Peak	 <p>Level (dBV/m) vs Frequency (MHz) plot showing a peak at 5150 MHz. The y-axis ranges from 10.0 to 140.0 dBV/m, and the x-axis ranges from 5000 to 5260 MHz. A red vertical line marks the peak at 5150 MHz.</p> <p>Site : 03CH16-HY Condition : PEAK_SE_74 3m 91200_1522 VERTICAL : RBW:1000.000KHz VBW:3000.000KHz SWT:Auto</p>	 <p>Level (dBV/m) vs Frequency (MHz) plot showing a peak at 5150 MHz. The y-axis ranges from 10.0 to 140.0 dBV/m, and the x-axis ranges from 1000 to 7000 MHz. A red vertical line marks the peak at 5150 MHz.</p> <p>Site : 03CH16-HY Condition : PEAK(FUN1) 3m 91200_1522 VERTICAL : RBW:1000.000KHz VBW:3000.000KHz SWT:Auto</p>
Avg.	 <p>Level (dBV/m) vs Frequency (MHz) plot showing the average signal. The y-axis ranges from 10.0 to 140.0 dBV/m, and the x-axis ranges from 5000 to 5260 MHz. A red vertical line marks the peak at 5150 MHz.</p> <p>Site : 03CH16-HY Condition : AV6_BE_54 3m 91200_1522 VERTICAL : RBW:1000.000KHz VBW:3000.000KHz SWT:Auto</p>	Left blank



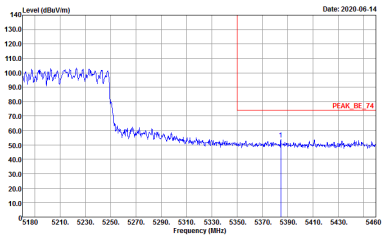
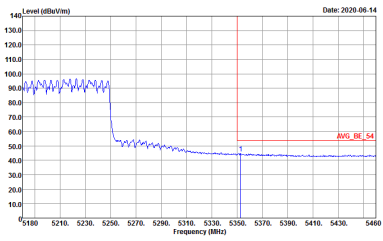
WIFI	Band 1 5150~5250MHz Band Edge @ 3m	
ANT	802.11ax HE40 Full CH46 5230MHz - R	
1+2+3+4	Vertical	Fundamental
<p>Peak</p>		<p>Left blank</p>
<p>Avg.</p>		<p>Left blank</p>



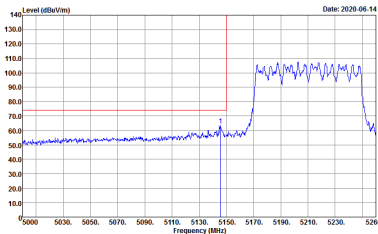
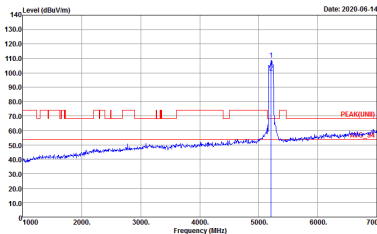
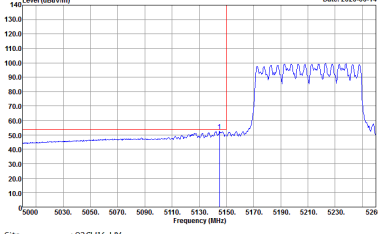
Band 1 5150~5250MHz
WIFI 802.11ax HE80 Full (Band Edge @ 3m)

WIFI	Band 1 5150~5250MHz Band Edge @ 3m	
ANT	802.11ax HE80 Full CH42 5210MHz - L	
1+2+3+4	Horizontal	Fundamental
<p align="center">Peak</p>	 <p>Site : 03CH16-HY Condition : PEAK_BE_74 3m 91200_1522 HORIZONTAL : RBW:1000.000KHz VBW:3000.000KHz SWT:Auto</p>	 <p>Site : 03CH16-HY Condition : PEAK(UNII) 3m 91200_1522 HORIZONTAL : RBW:1000.000KHz VBW:3000.000KHz SWT:Auto</p>
<p align="center">Avg.</p>	 <p>Site : 03CH16-HY Condition : AVG_BE_54 3m 91200_1522 HORIZONTAL : RBW:1000.000KHz VBW:3000.000KHz SWT:Auto</p>	<p align="center">Left blank</p>



WIFI	Band 1 5150~5250MHz Band Edge @ 3m	
ANT	802.11ax HE80 Full CH42 5210MHz - R	
1+2+3+4	Horizontal	Fundamental
<p>Peak</p>	 <p>Site : 03CH16-HY Condition : PEAK_BE_74 3m 91200_1522 HORIZONTAL : RBW:1000.000kHz VBW:3000.000kHz SWT:Auto</p>	<p>Left blank</p>
<p>Avg.</p>	 <p>Site : 03CH16-HY Condition : AVG_BE_54 3m 91200_1522 HORIZONTAL : RBW:1000.000kHz VBW:3.000kHz SWT:Auto</p>	<p>Left blank</p>



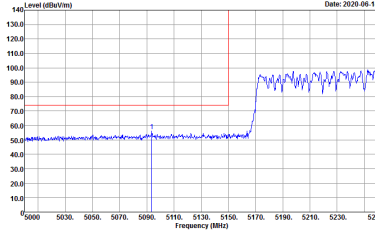
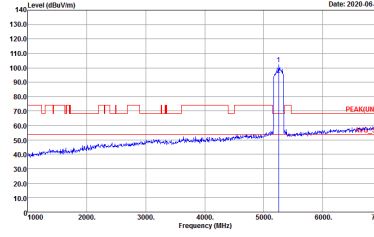
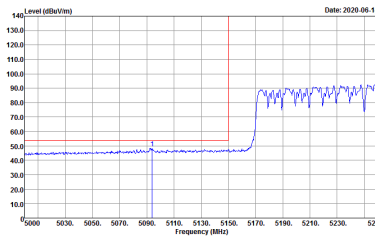
WIFI	Band 1 5150~5250MHz Band Edge @ 3m	
ANT	802.11ax HE80 Full CH42 5210MHz - L	
1+2+3+4	Vertical	Fundamental
<p>Peak</p>	 <p>Site : 03CH16-HY Condition : PEAK_SE_74 3m 91200_1522 VERTICAL : RBW:1000.000kHz VBW:3000.000kHz SWT:Auto</p>	 <p>Site : 03CH16-HY Condition : PEAK(FUN1) 3m 91200_1522 VERTICAL : RBW:1000.000kHz VBW:3000.000kHz SWT:Auto</p>
<p>Avg.</p>	 <p>Site : 03CH16-HY Condition : AV6_BE_54 3m 91200_1522 VERTICAL : RBW:1000.000kHz VBW:3.000kHz SWT:Auto</p>	<p>Left blank</p>



WIFI	Band 1 5150~5250MHz Band Edge @ 3m	
ANT	802.11ax HE80 Full CH42 5210MHz - R	
1+2+3+4	Vertical	Fundamental
<p>Peak</p>	<p>Site : 03CH16-HY Condition : PEAK_BE_74 3m 91200_1522 VERTICAL : RBW:1000.000kHz VBW:3000.000kHz SWT:Auto</p>	<p>Left blank</p>
<p>Avg.</p>	<p>Site : 03CH16-HY Condition : AVG_BE_54 3m 91200_1522 VERTICAL : RBW:1000.000kHz VBW:3.000kHz SWT:Auto</p>	<p>Left blank</p>



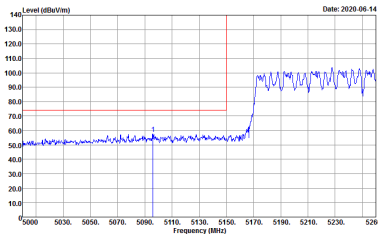
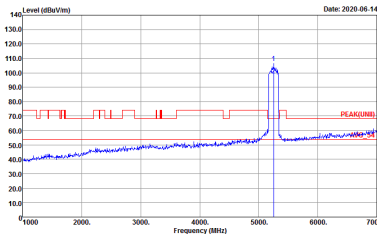
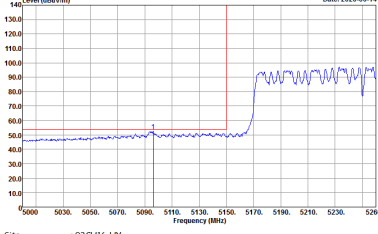
Band 1 5150~5250MHz
WIFI 802.11ax HE80 Full (Band Edge @ 3m)

WIFI	Band 1 5150~5250MHz Band Edge @ 3m	
ANT	802.11ax HE160 Full CH50 5250MHz - L	
1+2+3+4	Horizontal	Fundamental
<p align="center">Peak</p>	 <p>Site : 03CH16-HY Condition : PEAK_BE_74 3m 91200_1522 HORIZONTAL : RBW:1000.000kHz VBW:3000.000kHz SWT:Auto</p>	 <p>Site : 03CH16-HY Condition : PEAK(UNII) 3m 91200_1522 HORIZONTAL : RBW:1000.000kHz VBW:3000.000kHz SWT:Auto</p>
<p align="center">Avg.</p>	 <p>Site : 03CH16-HY Condition : AVG_BE_54 3m 91200_1522 HORIZONTAL : RBW:1000.000kHz VBW:30.000kHz SWT:Auto</p>	<p align="center">Left blank</p>



WIFI	Band 1 5150~5250MHz Band Edge @ 3m	
ANT	802.11ax HE160 Full CH50 5250MHz - R	
1+2+3+4	Horizontal	Fundamental
<p>Peak</p>	<p>Site : 03CH16-HY Condition : PEAK_BE_74 3m 9120D_1522 HORIZONTAL : RBW:1000.000kHz VBW:3000.000kHz SWT:Auto</p>	<p>Left blank</p>
<p>Avg.</p>	<p>Site : 03CH16-HY Condition : AVG_BE_54 3m 9120D_1522 HORIZONTAL : RBW:1000.000kHz VBW:30.000kHz SWT:Auto</p>	<p>Left blank</p>



WIFI	Band 1 5150~5250MHz Band Edge @ 3m	
ANT	802.11ax HE160 Full CH50 5250MHz - L	
1+2+3+4	Vertical	Fundamental
Peak	 <p>Level (dBV/m) vs Frequency (MHz) plot for Peak Vertical. The plot shows a signal level rising from approximately 50 dBV/m at 5150 MHz to about 100 dBV/m at 5250 MHz. A red vertical line is at 5150 MHz. Metadata: Date: 2020-06-14, Site: 03CH16-HY, Condition: PEAK_SE_74 3m 91200_1522 VERTICAL, RBW:1000.000kHz VSW:3000.000kHz SWT:Auto.</p>	 <p>Level (dBV/m) vs Frequency (MHz) plot for Peak Fundamental. The plot shows a sharp peak at approximately 5150 MHz with a level of about 110 dBV/m. Metadata: Date: 2020-06-14, Site: 03CH16-HY, Condition: PEAK(FUN1) 3m 91200_1522 VERTICAL, RBW:1000.000kHz VSW:3000.000kHz SWT:Auto.</p>
Avg.	 <p>Level (dBV/m) vs Frequency (MHz) plot for Avg Vertical. The plot shows a signal level rising from approximately 50 dBV/m at 5150 MHz to about 100 dBV/m at 5250 MHz. A red vertical line is at 5150 MHz. Metadata: Date: 2020-06-14, Site: 03CH16-HY, Condition: AV6_BE_54 3m 91200_1522 VERTICAL, RBW:1000.000kHz VSW:30.000kHz SWT:Auto.</p>	Left blank



WIFI	Band 1 5150~5250MHz Band Edge @ 3m	
ANT	802.11ax HE160 Full CH50 5250MHz - R	
1+2+3+4	Vertical	Fundamental
<p>Peak</p>		<p>Left blank</p>
<p>Avg.</p>		<p>Left blank</p>



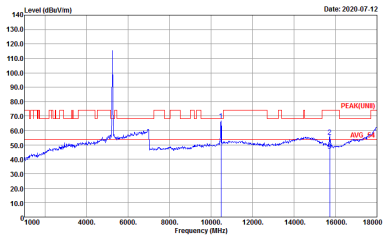
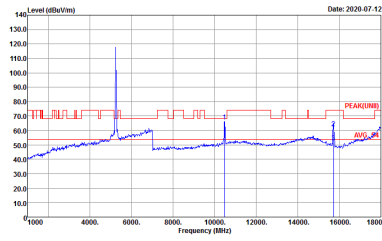
Band 1 - 5150~5250MHz
WIFI 802.11a (Harmonic @ 3m)

WIFI	Band 1 5150~5250MHz Harmonic @ 3m	
ANT	802.11a CH36 5180MHz	
1+2+3+4	Horizontal	Vertical
Peak Avg.	<p>Site : 03CH16-HY Condition : PEAK(UNIT) 3m 91200_1522 HORIZONTAL Detector : Peak</p>	<p>Site : 03CH16-HY Condition : PEAK(UNIT) 3m 91200_1522 VERTICAL Detector : Peak</p>



WIFI	Band 1 5150~5250MHz Harmonic @ 3m	
ANT	802.11a CH44 5220MHz	
1+2+3+4	Horizontal	Vertical
Peak Avg.	<p>Site : 03CH16-HY Condition : PEAK(UNIT) 3m 91200_1522 HORIZONTAL Detector : Peak</p>	<p>Site : 03CH16-HY Condition : PEAK(UNIT) 3m 91200_1522 VERTICAL Detector : Peak</p>



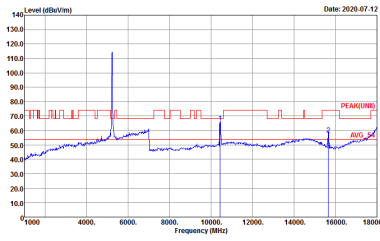
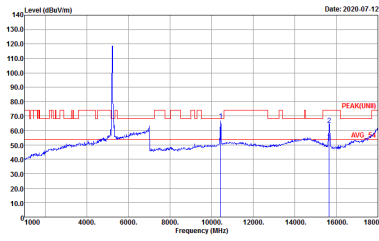
WIFI	Band 1 5150~5250MHz Harmonic @ 3m	
ANT	802.11a CH48 5240MHz	
1+2+3+4	Horizontal	Vertical
<p>Peak</p> <p>Avg.</p>	 <p>Site : 03CH16-HY Condition : PEAK(UNIT) 3m 91200_1522 HORIZONTAL Detector : Peak</p>	 <p>Site : 03CH16-HY Condition : PEAK(UNIT) 3m 91200_1522 VERTICAL Detector : Peak</p>



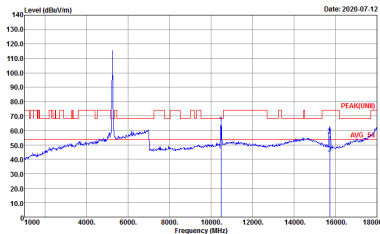
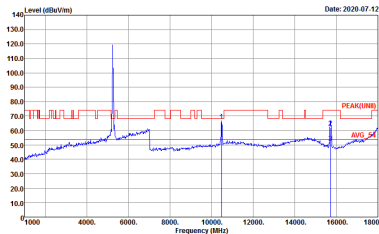
Band 1 5150~5250MHz
WIFI 802.11ax HE20 Full (Harmonic @ 3m)

WIFI	Band 1 5150~5250MHz Harmonic @ 3m	
ANT	802.11ax HE20 Full CH36 5180MHz	
1+2+3+4	Horizontal	Vertical
Peak Avg.	<p>Site : 03CH16-HY Condition : PEAK(UNII) 3m 9120D_1522 HORIZONTAL Detector : Peak</p>	<p>Site : 03CH16-HY Condition : PEAK(UNII) 3m 9120D_1522 VERTICAL Detector : Peak</p>



WIFI	Band 1 5150~5250MHz Harmonic @ 3m	
ANT	802.11ax HE20 Full CH44 5220MHz	
1+2+3+4	Horizontal	Vertical
<p>Peak</p> <p>Avg.</p>	 <p>Site : 03CH16-HY Condition : PEAK(UNIT) 3m 91200_1522 HORIZONTAL Detector : Peak</p>	 <p>Site : 03CH16-HY Condition : PEAK(UNIT) 3m 91200_1522 VERTICAL Detector : Peak</p>



WIFI	Band 1 5150~5250MHz Harmonic @ 3m	
ANT	802.11ax HE20 Full CH48 5240MHz	
1+2+3+4	Horizontal	Vertical
Peak Avg.	 <p>Site : 03CH16-HY Condition : PEAK(UNIT) 3m 91200_1522 HORIZONTAL Detector : Peak</p>	 <p>Site : 03CH16-HY Condition : PEAK(UNIT) 3m 91200_1522 VERTICAL Detector : Peak</p>